Voluntary Remediation Program
Sixth Semi-Annual Status Report

Atlanta Gas Light Company
Former Manufactured Gas Plant Site
Augusta, Richmond County, Georgia
HSI No. 10132
VRP Consent Order EPD-VRP-011

Prepared for:	Atlanta Gas Light Company Ten Peachtree Pl NE, 17th Floor, Atlanta, Georgia 30309
Date:	December 1, 2017
Prepared by:	Amec Foster Wheeler Environment & Infrastructure, Inc. 1075 Big Shanty Road NW, Suite 100, Kennesaw, Georgia 30144
Project No.:	6122140098

GROUNDWATER SCIENTIST CERTIFICATION

I certify that I am a qualified groundwater scientist who has received a baccalaureate or post-graduate degree in the natural sciences or engineering, and have sufficient training and experience in groundwater hydrology and related fields, as demonstrated by state registration and completion of accredited university courses, that enables me to make sound professional judgments regarding groundwater monitoring and contaminant fate and transport. I further certify that this report was prepared by me or by a subordinate working under my direction. Data contained herein gathered and reported by professionals other than Amec Foster Wheeler Environment & Infrastructure, Inc. are accepted as accurate and have been integrated into this report as such.

Greg Wrenn, P.E. (Georgia P.E. No. 25565)
Senior Environmental Engineer
Amec Foster Wheeler Environment & Infrastructure, Inc.

NOV. 30, 2017
Date

Registered P.E.'s Mailing Address:
Amec Foster Wheeler Environment & Infrastructure, Inc.
1075 Big Shanty Road NW, Suite 100
Kennesaw, Georgia 30144

Registered P.E.'s Stamp:

TABLE OF CONTENTS

1.0 PROJECT SUMMARY 1-1

2.0 SITE ACTIVITIES 2-1

2.1 GROUNDWATER MONITORING 2-1

2.2 WELL ABANDONMENT 2-1

2.3 DESIGN 2-2

2.4 WATER USAGE SURVEY 2-3

3.0 ADDITIONAL DECEMBER 2017 REPORT REQUIREMENTS 3-1

4.0 ADDITIONAL QUALIFYING PARCELS 4-1

5.0 CONCLUSIONS AND RECOMMENDATIONS 5-1

6.0 NEXT SUBMITTAL 6-1

7.0 REFERENCES 7-1

TABLES

Table 2-1 Monitoring Well Status
Table 2-2 Site Delineation and Cleanup Standards for Groundwater

FIGURES

Figure 1-1 Site Location Map
Figure 1-2 Parcel Block Map – City of Augusta
Figure 2-1 Monitoring Well Locations
Figure 2-2 Galliard Groundwater Approximate Extent of Dissolved Phase Impacts July 2017
Figure 2-3 Bedrock Groundwater Approximate Extent of Dissolved Phase Impacts July 2017
Figure 2-4 Wells to be Monitored
Figure 3-1 Qualifying Properties
Figure 4-1 Updated Schedule for VRP Activities

APPENDICES

Appendix A July 2017 CAER
Appendix B Well Abandonment Report
Appendix C Water Usage Survey
Appendix D Vertical Delineation Information
Appendix E Registered Professional Supporting Documentation

LIST OF ACRONYMS AND ABBREVIATIONS

Acronym	Definition
ACA	Augusta Canal Authority
AGLC	Atlanta Gas Light Company
BPLM	By-Product-Like Material
COA	Certificate of Appropriateness
DNAPL	Dense Non-Aqueous Phase Liquid
DPT	Direct Push Technology
EPD	Georgia Environmental Protection Division
ISS	In-Situ Solidification
MGP	Manufactured Gas Plant
RRS	Risk Reduction Standards
USEPA	United States Environmental Protection Agency
VIRP	Voluntary Investigation and Remediation Plan
VRP	Georgia Voluntary Remediation Program

1.0 PROJECT SUMMARY

The former Augusta Manufactured Gas Plant (MGP) is located at the intersection of Walton Way and 8th Street in the City of Augusta, County of Richmond, Georgia (Figure 1-1). Atlanta Gas Light Company (AGLC), owns three parcels of land on which a MGP and ancillary facilities operated, which collectively occupy approximately 3.5 acres (Figure 1-2). These properties as well as those surrounding properties potentially impacted by the former MGP operations are collectively referred to as the "Augusta MGP Site" or the "Site" in this Status Report.

AGLC has performed a series of investigations and implemented numerous Georgia Environmental Protection Division (EPD) approved corrective actions and has addressed the MGP impacts in the unsaturated and saturated zone materials over large areas of the Site since the mid-1980s.

Excavation and in-situ solidification (ISS) operations were completed for the Northern Parcel and Car Wash areas during fall 2003. In 2004, soil removal (excavation) activities were completed at Blocks A, E, G, and H; 8th Street and Fenwick Street; and along five segments of the Third Level Canal (designated Reach D, Reach E, Reach F, Reach G, and Reach H). The excavation and ISS remedial activities within the Northern Parcel were documented in the August 9, 2005, *Northern Parcel Corrective Action Closure Report* prepared by MACTEC and approved by the Georgia Department of Natural Resources, Environmental Protection Division (EPD) on February 24, 2006.

In-situ chemical oxidation (ISCO) of the church area (Block E), along the 8th Street ROW, within the Gas Station parcel, and along the Walton Way ROW was completed in November 2005. A *Corrective Action Closure Report (CACR)* for these off-site areas (operable units [OU], OU-1 and OU-2) was submitted by MACTEC on January 16, 2009, and was approved by EPD in a letter dated March 30, 2009. A separate CACR was also prepared for the Third Level Canal (OU-3) following completion of remediation activities adjacent to the CSX Railroad property. The CACR for OU-3 was submitted by MACTEC on January 16, 2009, and approved by EPD in a letter dated March 30, 2009. A bedrock groundwater extraction and treatment system operated at the Site from November 2006 through June 2015. Groundwater was extracted from MW-307BR and MW-308BR, treated via activated carbon, and discharged to the publicly owned treatment works (POTW).

A supplemental bedrock investigation was performed by AECOM in July 2008 and included the installation of nine additional bedrock monitoring wells (MW-503BR, MW-504BR and MW-506BR through MW-512 BR). Results of this investigation are summarized in AECOM's *Bedrock Groundwater Investigation Report* dated February 19, 2009. All the installed bedrock monitoring wells were subsequently added to the monitoring network.

In correspondence dated March 6, 2009, AGLC responded to EPD's comments to the *4th Corrective Action Effectiveness Report* (CAER) and provided a proposed approach and timeframe to develop a Site Conceptual Model (SCM) and conduct groundwater modeling (following approval by EPD of the SCM), and prepare a feasibility study (FS; following approval by EPD of the Ground Water Modeling Report) in order to address the Site as a whole and better define an effective path to closure. A draft SCM dated June 19, 2009, was submitted to EPD by Environmental Cost Management, Inc. (ECM) on behalf of AGLC. A revised SCM, addressing EPD comments dated August 3, 2009, was submitted by ECM on October 2, 2009. The revised SCM presented changes to the well network that were approved in EPD's August 3, 2009, letter. These changes to the

monitoring well network were incorporated into the current sampling event. A revised SCM was submitted to EPD on December 28, 2009, and approved by EPD in a letter dated March 19, 2010.

A supplemental data gap investigation was performed by ECM in October 2010 in accordance with the recommendations of the December 2009 SCM. The investigation included the installation of one additional bedrock monitoring well (MW-513BR), and the installation of four additional Galliard Formation monitoring wells (MW-600, MW-601, MW-602, and MW-603). In addition, one alluvium well (MW-04) and five Galliard Formation wells (MW-18, MW-201, MW-210, MW-305, and MW-407D) were decommissioned based on the recommendations of the EPD-approved SCM. In addition, MW-408D was abandoned and replaced with MW-408DR. Results of this investigation are summarized in ECM's *Data-Gap Investigation and Monitoring Well Installation/Decommissioning Report* dated February 14, 2011. The monitoring wells installed in 2010 are included in the current monitoring well network.

The results of the 2010 data gap investigation were incorporated in ECM's *Site Conceptual Model Addendum* (SCM Addendum) dated February 17, 2012. The SCM Addendum recommended an overall reduction to the monitoring well network, and the continued inclusion of bedrock monitoring wells MW-504BR and MW-510BR within the well network to monitor plume control. In a May 23, 2012 letter, the EPD approved a number of the reductions, including the abandonment of five wells (two Galliard: MW-23, MW-211 and three saprolite: MW-11, MW-312, and MW-314), and the elimination of sampling and/or gauging in a number of Discrete Depth Sampling Port (DDSP) wells. Well abandonment work was completed in July 2012, with the exception of MW-211, which was not abandoned due to access issues and will be abandoned during future activities. Ongoing groundwater monitoring reflects the revised monitoring well network, which was documented in Table 3-8 of ECM's June 22, 2012 response to the EPD's May 23, 2012 letter.

The *Ground Water Flow and Transport Model* report was submitted to the EPD by ECM on June 5, 2012. The EPD provided comments on June 29, 2012. In general, the comments discussed the need for inclusion of a sensitivity analysis and a detailed calibration of the model results to historical monitoring data. A response with the additional analysis was provided to the EPD on August 14, 2012. In accordance with the Site-wide approach developed in 2009, a FS was prepared based on the results of the SCM Addendum and the groundwater modeling. The FS was submitted to the EPD on December 13, 2012, and recommended excavation in Block C (D'Antignac Street), with monitored natural attenuation (MNA) in the street areas and Block E as access issues, utilities, and the presence of buildings limit effective implementation of a remedy. The FS also recommended discontinuing operation of the bedrock groundwater extraction system.

EPD provided comments to the FS in correspondence dated October 9, 2013, and required that actions be taken to address remaining source materials in all areas of the Site, including the street areas and Block E. Rather than submitting a revised FS, the EPD requested that the comments be addressed in a Revised Corrective Action Plan (RCAP). In subsequent meetings and correspondence with EPD, it was agreed that AGLC would submit a RCAP by August 29, 2014.

After further evaluation and coordination, AGLC and EPD agreed that the Augusta MGP Site was a candidate for enrollment in the VRP. AGLC received a letter from EPD concurring with entering the Augusta MGP Site into the VRP contingent on execution of a new Consent Order moving the Augusta MGP Site into the VRP as well as submittal of an acceptable VIRP in lieu of a RCAP by August 28, 2014, consistent with the original RCAP submittal deadline. Proposed Consent Order EPD-VRP-011 was transmitted by EPD to AGLC on June 27, 2014 for review and signature. AGLC signed the proposed Consent Order and transmitted back to EPD on July 22, 2014. The

public notice period for the proposed Consent Order EPD-VRP-011 closed on September 10, 2014. Additionally, to demonstrate AGLC's commitment to enrolling the Augusta MGP Site in the VRP, AGLC submitted an initial VRP Application Form and Checklist with associated VRP application fee on August 6, 2014.

On behalf of AGLC, AMEC submitted the VIRP to EPD on August 28, 2014. The VIRP provided the proposed remediation approach, schedule, and supporting documentation, and included an updated VRP Application form. The EPD approved the VRP application in a December 3, 2014 letter, which also set forth the required schedule for submittal of semiannual progress reports on June 1st and December 1st of each year, and additional requirements for the December 1, 2017 progress report. A second letter from EPD, also dated December 3, 2014, provided additional technical comments on the VIRP, which are to be addressed in subsequent progress reports.

2.0 SITE ACTIVITIES

Site activities completed during this reporting period are summarized in the following sections. Progress during this reporting period has been primarily focused on the contractor bid process and preparing for remediation implementation. In addition, semiannual groundwater data was collected from existing wells, and the results of this sampling, as well as observations from the *Continuing Action Monitoring Plan* inspection, have been documented in a Corrective Action Effectiveness Report included as Appendix A.

2.1 GROUNDWATER MONITORING

Groundwater monitoring at the Site was performed in July 2017. The *July 2017 Semi-Annual Corrective Action Effectiveness Report* is included as Appendix A. Figure 2-1 presents the current monitoring well network at the Site. Approximate extents of dissolved phase impacts in the Galliard and Bedrock formations for July 2017 sampling are presented in Figures 2-2 and 2-3, respectively. Concentrations observed in monitoring wells and the extent of dissolved phase impacts are generally similar to previous sampling events.

Groundwater monitoring will continue semi-annually consistent with the current program until in-situ solidification (ISS) is initiated. Wells located within the ISS footprint were abandoned, as discussed in Section 2.2 and shown in Table 2-1 and Figure 2-1. EPD correspondence, dated April 27, 2017, provided approval of the wells planned for abandonment.

A modified program with a subset of existing monitoring wells will be sampled during ISS implementation to continue to evaluate groundwater quality. The wells planned for monitoring during ISS implementation are presented on Table 2-1 and Figure 2-4. After implementation of ISS is completed, localized groundwater flow above the saprolite will be altered by the solidified ISS mass. Additionally, permeability and leaching potential will be greatly reduced within the ISS mass footprint. For these reasons, locations of potential new/replacement wells will be identified after completion of ISS activities and after an evaluation of post ISS groundwater data from the retained wells has been completed.

2.2 WELL ABANDONMENT

Based on recommendations made in section 2.3 of the *4th VRP Semi-Annual Status Report*, dated December 1, 2016 and the upcoming ISS implementation, AGLC abandoned twenty (20) groundwater monitoring wells. These monitoring wells are located at Block A, Block E, the northern edge of Block J, the Western Parcel, and along the periphery of the Northern Parcel. Monitoring wells MW-604, MW-605, and MW-606 were installed for the purpose of monitoring for trichlorethylene (TCE) impacts in groundwater. This sampling was done for previous semiannual progress reports and concentrations below the detection limit have been reported for each of these wells, thus sufficient delineation information has been provided to justify abandonment. MW-603SAP was installed to obtain vertical delineation. Vertical delineation was achieved, thus this well was abandoned. Monitoring Wells MW-202DR, MW-205, MW-213, MW-308BR, MW-401D, MW-401S, MW-401SAP, MW-502D, MW-503BR, MW-504BR, MW-509BR, MW-510BR, MW-511BR, MW-512BR, MW-600, and MW-601 were abandoned in preparation for the expansion of the ISS footprint in the Northern Parcel.

Because the wells were reported to have been properly grouted during installation, and the casing integrity was also reported to be intact, twenty of the wells were abandoned in place. GeoLab Drilling, Inc. conducted well abandonment activities on October 17 to October 20, 2017. A tremie pipe was placed at the bottom of the well, Holcim Type I/II Portland grout was pumped into the well, and the tremie pipe was retracted slowly as grout filled the well and casing. Pumping continued until undiluted grout was visible at the surface. Sufficient time was allowed for the grout to settle, and then the well was completely filled.

Water displaced from the wells during tremie grouting was collected in 55-gallon drums. Seventeen of the groundwater drums contained water that was characterized as non-hazardous using analytical results from the July 2017 groundwater sampling event. Appropriate waste disposal manifests were prepared and the non-hazardous drums were picked up and properly disposed of by Cascade Drilling LP.

Abandonment-derived materials, including concrete debris, surface completions, groundwater pump, etc., were disposed of as C&D waste and was transported by Cascade Drilling LP. Following well abandonment activities, the disturbed areas were graded, seeded and mulched.

Abandonment activities were conducted under the direction of an Amec Foster Wheeler professional geologist registered in Georgia.

The full well abandonment report can be found in Appendix B of this report..

2.3 DESIGN

The 60 percent remedial design was finalized as referenced in the *3rd VRP Semi-Annual Status Report* to support implementation of the site-wide ISS remedy for the saturated zone source impacts. A request for proposal (RFP) based on the 60 percent design was issued to potential remediation subcontractors on January 12, 2017, and bids have been received and evaluated. However, the selected remedy contemplated removing the former church building on Block E. Due to uncertainty surrounding removal of the former church building and the potential impacts to design and sequencing, the final design and subcontractor selection has been delayed.

To expand on the uncertainty surrounding the removal of the former church building, AGLC originally submitted a Certificate of Appropriateness (COA) application on August 2, 2016, to obtain a permit to demolish the structure so as to allow for implementation of the selected remedy. As previously reported, on August 17, 2016, AGLC received a letter from the Augusta Canal Authority (ACA) requesting that AGLC withdraw the COA application so that the ACA could take advantage of a Federal grant with the Partners for Sacred Places to explore relocation and possible uses for the structure. Therefore, AGLC withdrew the August 2016 COA application and allowed a newly formed Community Group comprised of approximately 20 local leaders a chance to raise funds needed to move and preserve the building. AGLC gave the Community Group until the end of April 2017 to have its evaluation performed, funds procured, and have a determination made if they were going to move the building. Following the Community Group's request for more time, AGLC wrote a May 8, 2017 letter giving them another 60 days to fulfill a number of conditions, including that they identify a qualified organization to take ownership of the structure and carry out its timely relocation and demonstrate that they had sufficient funds to relocate, refurbish, and maintain the structure in perpetuity. AGLC pledged that, if the Community Group met the conditions set out in

the May 8, 2017 letter, AGL would make its own financial contribution to the effort and further provide an alternative location for the structure.

Unfortunately, the Community Group did not meet these conditions. On July 6, 2017, AGLC re-filed the COA application with the Augusta Historic Preservation Commission (AHPC) to demolish the church. The AHPC denied the COA in the hearing on July 27, 2017. Pursuant to City of Augusta Ordinances, AGLC is currently appealing the AHPC's denial, and, therefore, the schedule for remediation remains uncertain. In order to avoid undue delays, AGLC has proceeded with the asbestos abatement activities that would be necessary for either demolition or relocation. AGLC expects to have clarity regarding the former church structure before the next semi-annual progress report and will provide a further update at that time.

2.4 WATER USAGE SURVEY

A water usage survey was conducted in 2017, as it was in 2015 and 2016, to evaluate the status of vicinity groundwater usage. The water usage survey included field inspection of the wells and an area reconnaissance. The information was added to the database. Documentation of the water usage survey is included in Appendix C.

3.0 ADDITIONAL DECEMBER 2017 REPORT REQUIREMENTS

The December 3, 2014 EPD letter stated that the December 2017 *VRP Semiannual Progress Report* should include the following:

- Demonstration of complete horizontal and vertical delineation,
- Finalize the remediation plan, and
- Provide a cost estimate for implemention of remediation and associated continuing actions.

EPD also recommended that final cleanup standards be determined prior to this submittal.

Horizontal delineation can be shown for both the Galliard and bedrock in figures 2-2 and 2-3, respectively. Vertical delineation was completed and documented in section 6.4 of the 2003 *Remedial Investigation* (RI) (RETEC, 2003) and can be found in Appendix D. Subsequent data from MW-324, a bedrock monitoring well used in vertical groundwater delineation in the RI shows that concentrations in this well have been non-detect for benzene and total BTEX since January 2013 and below the Type 1 RRS for naphthalene since January 2011. The shallowest aquifer, the alluvium, has generally been non-detect or below Type 1 RRS for the duration of the project, and horizontal delineation was also documented in the 2003 RI.

Because the final remediation plan depends on the future of the church building, the remediation plan cannot currently be finalized nor a cost estimate provided for the implementation of remediation and associated continuing actions.

Site soils were certified to Type 2 or 4 Risk Reduction Standards as part of the *Corrective Action Closure Report and Compliance Status Report* submitted to EPD in January 2009. Per the VRP Act, site-specific groundwater cleanup standards may be determined based on a contaminant fate-and-transport model demonstrating that actual or hypothetical drinking water wells will not be impacted above drinking water standards. Because no actual drinking water wells exist as potential receptors, modeling can be conducted to evaluate the concentrations that could be left in place and be protective of a hypothetical point of drinking water exposure 1,000 feet downgradient of the delineated extent of contamination. Consistent with previous documents, additional fate-and-transport modeling may be conducted as necessary following implementation of ISS and post-ISS groundwater monitoring to assist in developing site-specific groundwater cleanup standards..

Groundwater cleanup standards relevant for the vapor intrusion exposure pathway for potential future residential and occupations receptors were submitted in Appendix E of the *3rd VRP Semiannual Status Report*. The vapor intrusion risk evaluation considered the maximum concentrations of 5 VOCs and 16 SVOCs detected in Saprolite and Galliard water zones. This was a conservative approach because vapor from these zones would have to pass through the overlying alluvial aquifer, which has much lower (either not detected or below Type 1 RRS) dissolved contaminant concentrations, before migrating into a building. The alluvial zone provides a barrier to impacted groundwater in the lower zones, and the next phase of remediation will continue to address those impacts, thus vapor intrusion is not expected to be an issue at this site. However, based on a conservative screening step using USEPA vapor intrusion screening levels (VISLs) for groundwater, the number of constituents of potential concern (COPCs) was reduced to six. The Johnson & Ettinger Model was then used to estimate indoor air concentrations for these six COPCs (benzene, ethylbenzene, toluene, TCE, xylenes, and naphthalene). Risk and hazards

were estimated for both future residential and commercial/industrial receptors. Based on the risk calculations, three constituents of concern were identified – benzene, ethylbenzene, and naphthalene. These constituents are present in groundwater at concentrations exceeding the vapor intrustion remedial goals. Therefore, the vapor intrusion risk will be controlled by including a requirement in environmental covenants that future construction of structures on properties with concentrations exceeding the vapor intrusion remedial goals will require further evaluation of the vapor intrusion exposure pathway and potential vapor mitigation measures. It should be noted that no occupied structures are currently present over the plume in the Galliard.

4.0 ADDITIONAL QUALIFYING PARCELS

The properties previously qualifying for the VRP include parcels 108, 109, 143, 185, 186, 187, 188, 189, 225, 227, 228, 229, 230, 231, 236, 237, 248, 327.2, 327.1, 328, 329, 330, 346, 374.1, and 764 owned by AGLC, parcels 229, 236, 237, 331, 332, 333, 335, 337, 338, 345, and 347 owned by Miracle Making Ministries (MMM), parcels 248, 330, and 339 owned by AGLC but leased by MMM, and Walton Way and 8th Street as shown on Figure 3-1.

All of these properties are either listed on the Georgia Hazardous Site Inventory or otherwise have a release of regulated substances into the environment. None of these properties are listed on the federal National Priorities List, are undergoing response activities required by an USEPA order, or are a facility required to have a permit under O.C.G.A 12-8-66. AGLC is the owner of these properties or has express permission of the owner to enroll the qualifying properties in the VRP. AGLC is exploring options to qualify the gas station parcels 374.2 and 375 under the VRP. Other potential qualifying properties will be addressed following remediation and subsequent groundwater monitoring.

5.0 CONCLUSIONS AND RECOMMENDATIONS

Based on the results of the recent Site assessments and activities, we offer the following conclusions and recommendations:

- Groundwater will continue to be sampled semi-annually consistent with the current program until construction is initiated. Monitoring wells approved for abandonment were abandoned between October 17 and October 20, 2017. A modified program with a subset of existing wells will be sampled during ISS implementation to continue to evaluate groundwater quality.
- Locations of potential new/replacement wells will be identified after completion of remediation activities and after an evaluation of post ISS groundwater data from the subset of retained wells has been completed.
- Groundwater usage in the vicinity has not changed, and therefore does not appear to be a risk of exposure to impacted groundwater.
- Subcontractor bids for implementation of ISS have been obtained and evaluated, but the project is currently on hold pending resolution of the path forward for dealing with the church building on Block E.
- The remediation schedule has been updated based on our current understanding of church resolution and the current status of Site activities (attached as Figure 4-1).

6.0 NEXT SUBMITTAL

As required by EPD, semi-annual progress reports must be submitted to EPD every June 1st and December 1st beginning in 2015 and ending in 2020, unless a compliance status report is submitted and approved prior to 2020. A report for the 7th semi-annual period will be submitted by June 1, 2018 and is planned to include the following activities:

- Semi-annual groundwater monitoring reporting
- Schedule update concerning remediation
- Summary of corrective action

7.0 REFERENCES

AMEC, 2014. *Voluntary Investigation and Remediation Plan, Atlanta Gas Light Company, Augusta, Georgia*. Prepared by AMEC Environment & Infrastructure, Inc., August 2014.

Amec Foster Wheeler, 2015a. *Voluntary Remediation Program 1st Semi-Annual Status Report, Atlanta Gas Light Company, Former Manufactured Gas Plant Site, Augusta, Georgia*. Prepared by Amec Foster Wheeler Environment & Infrastructure, Inc., May 2015.

Amec Foster Wheeler, 2015b. *Voluntary Remediation Program 2nd Semi-Annual Status Report, Atlanta Gas Light Company, Former Manufactured Gas Plant Site, Augusta, Georgia*. Prepared by Amec Foster Wheeler Environment & Infrastructure, Inc., December 2015.

Amec Foster Wheeler, 2016a. *Voluntary Remediation Program 3rd Semi-Annual Status Report, Atlanta Gas Light Company, Former Manufactured Gas Plant Site, Augusta, Georgia*. Prepared by Amec Foster Wheeler Environment & Infrastructure, Inc., June 2016.

Amec Foster Wheeler, 2016b. *Voluntary Remediation Program 4th Semi-Annual Status Report, Atlanta Gas Light Company, Former Manufactured Gas Plant Site, Augusta, Georgia*. Prepared by Amec Foster Wheeler Environment & Infrastructure, Inc., December 2016.

RETEC, 2003. *Remedial Investigation – Sitewide (Augusta MGP Site, Third Level Canal and Off-Site Properties), Former Manufactured Gas Plant Site, Augusta, Georgia*. Prepared by RETEC Group Inc., April 11, 2003.

TABLES

Table 2-1
Monitoring Well Status
Atlanta Gas Light Company
Former Manufactured Gas Plant
Augusta, Georgia

Well	Type	Monitored/Gauged During ISS Implementation
Alluvium Wells		
MW-05	II	Gauge
MW-17	II	Gauge
MW-306S	DDSP	Gauge
MW-401S	II	Abandoned
MW-402S	II	Gauge
MW-408S	II	Gauge
MW-501S	II	Gauge
Galliard Wells		
MW-12	II	Gauge
MW-19	II	Gauge
MW-21	II	Gauge
MW-22	II	Gauge
MW-24	II	Gauge
MW-25	II	Gauge
MW-202DR	II	Abandoned
MW-203	II	Gauge
MW-205	II	Abandoned
MW-206	II	Gauge
MW-207	II	Gauge
MW-211	II	*
MW-303	II	Gauge
MW-304	II	Gauge
MW-306D	DDSP	Gauge
MW-307D	DDSP	Abandoned
MW-309D	DDSP	Gauge
MW-310D	DDSP	Gauge
MW-401D	II	Abandoned
MW-402D	II	Gauge
MW-404DR	II	Gauge
MW-408DR	II	Gauge
MW-502D	II	Abandoned
MW-505D	II	Gauge
MW-600	II	Abandoned
MW-601	II	Abandoned
MW-602	II	Gauge
MW-603	II	Sample
MW-604	II	Abandoned
MW-605	II	Abandoned
MW-606	II	Abandoned
MW-607	II	Gauge
Saprolite Wells		
MW-214	II	Gauge
MW-306SAP	DDSP	Gauge
MW-307SAP	DDSP	Abandoned

Table 2-1
Monitoring Well Status
Atlanta Gas Light Company
Former Manufactured Gas Plant
Augusta, Georgia

Well	Type	Monitored/Gauged During ISS Implementation
MW-309SAP	DDSP	Gauge
MW-310SAP	DDSP	Gauge
MW-311	II	Gauge
MW-317	II	Gauge
MW-401SAP	II	Abandoned
MW-603SAP	II	Abandoned
Bedrock and Transition Zone Wells		
MW-213	III	Abandoned
MW-306BR	III	Sample
MW-306TZ	DDSP	Gauge
MW-307BR	III	Abandoned
MW-307TZ	DDSP	Abandoned
MW-308BR	III	Abandoned
MW-309BR	III	Sample
MW-309TZ	DDSP	Gauge
MW-310BR	III	Sample
MW-310TZ	DDSP	Gauge
MW-313	III	Sample
MW-315	III	Sample
MW-316	III	Abandoned
MW-318	III	Sample
MW-319	III	Sample
MW-320	III	Sample
MW-321	III	Abandoned
MW-322	III	Abandoned
MW-323	III	Abandoned
MW-324	III	Abandoned
MW-325	III	Sample
MW-500BR	III	Sample
MW-503BR	III	Abandoned
MW-504BR	III	Abandoned
MW-506BR	III	Destroyed
MW-507BR	III	Sample
MW-508BR	III	Sample
MW-509BR	III	Abandoned
MW-510BR	III	Abandoned
MW-511BR	III	Abandoned
MW-512BR	III	Abandoned
MW-513BR	III	Sample

Notes:
DDSP - depth discrete sampling point
II - double cased well
III - triple cased well
* Planned for abandonment but unable to access well location

Prepared by: LSM 10/30/2015
Checked by: ADB 11/2/2015
Updated by: ADB 11/21/2017

Table 2-2
Site Delineation and Cleanup Standards for Groundwater
Atlanta Gas Light Company
Former Manufactured Gas Plant
Augusta, Georgia

RRS	Delineation	Type 1	
	Background	Ingestion or Contact	Vapor Intrusion
Chemical	mg/L	ug/L	ug/L
BTEX			
Benzene		5	180
Ethylbenzene		700	476
Toluene		1000	487
Xylenes (total)		10000	--
VOCs			
1,1,2-Trichloroethane	DL	--	--
1,1-Dichloroethene	DL	--	--
1,2-Dichloroethane	DL	--	--
Acetone	DL	4000	
Bromomethane	DL	--	--
Carbon disulfide	DL	4000	--
Chloroethane	DL	--	--
Chloroform	DL	--	--
Methylene chloride	DL	5	--
Styrene	DL	--	--
Tetrachloroethene	DL	--	--
Trichloroethene	DL	5	--
PAHs			
2-Methylnaphthalene	DL	--	--
Acenaphthene	DL	2000	--
Acenapthylene	DL	10	--
Anthracene	DL	10	--
Benzo(a)anthracene	DL	0.1	--
Benzo(a)pyrene	DL	0.2	--
Benzo(b)fluoranthene	DL	0.2	--
Benzo(ghi)perylene	DL	10	--
Benzo(k)fluoranthene	DL	10	--
Chrysene	DL	0.2	--
Dibenzo(a,h)anthracene	DL	0.3	--
Dibenzofuran	DL	--	--
Fluoranthene	DL	1000	--
Fluorene	DL	1000	--
Indeno(1,2,3-cd)pyrene	DL	0.4	--
Naphthalene	DL	20	--
Phenanthrene	DL	10	--
Pyrene	DL	1000	--

Table 2-2
Site Delineation and Cleanup Standards for Groundwater
Atlanta Gas Light Company
Former Manufactured Gas Plant
Augusta, Georgia

RRS	Delineation	Type 1	
	Background	Ingestion or Contact	Vapor Intrusion
Chemical	mg/L	ug/L	ug/L
Phenolics			
2,4-Dimethylphenol		--	--
Phenol		--	--
Inorganics			
Antimony	DL	0.006	--
Arsenic	DL	0.01	--
Barium	0.46	2	--
Beryllium	DL	0.004	--
Cadmium	DL	0.005	--
Chromium III		--	--
Chromium VI	DL	0.1	--
Cobalt		--	--
Copper	DL	1.3	--
Cyanides+	0.04	0.2	--
Lead	DL	0.015	--
Mercury	DL	0.002	--
Nickel	0.1	0.1	--
Selenium	DL	0.05	--
Silver	DL	--	--
Thallium	DL	0.002	--
Vanadium		0.2	--
Zinc	DL	2	--

RRS - Risk Reduction Standards
DL - Detection Limit
NC - Not calculatable because toxicity values are not available
-- Not Applicable

Notes:
Delineation to upper background limits was completed for the Site as part of the EPD approved 2003 Remedial Investigation (RI) with details documented in Section 4.3 or 6.4 and Table 4-2 of the RI

Prepared by: ADB 04/10/15
Checked by: RRY 04/13/15

FIGURES

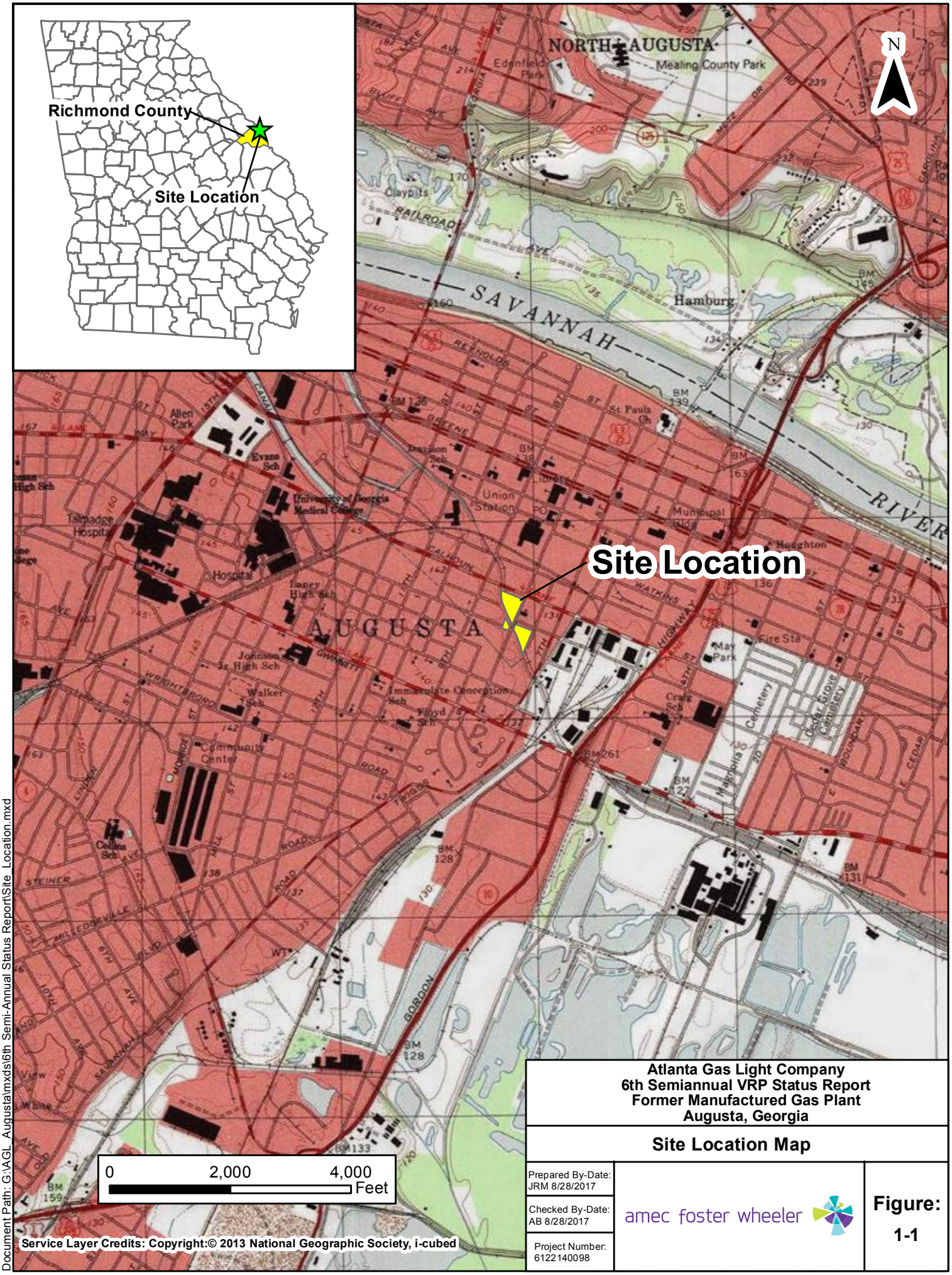

Service Layer Credits: Copyright:© 2013 National Geographic Society, i-cubed

Document Path: G:\AGL_Augusta\mxds\6th Semi-Annual Status Report\Site_Location.mxd

Atlanta Gas Light Company
6th Semiannual VRP Status Report
Former Manufactured Gas Plant
Augusta, Georgia

Site Location Map

Prepared By-Date: JRM 8/28/2017	amec foster wheeler	Figure: 1-1
Checked By-Date: AB 8/28/2017		
Project Number: 6122140098		

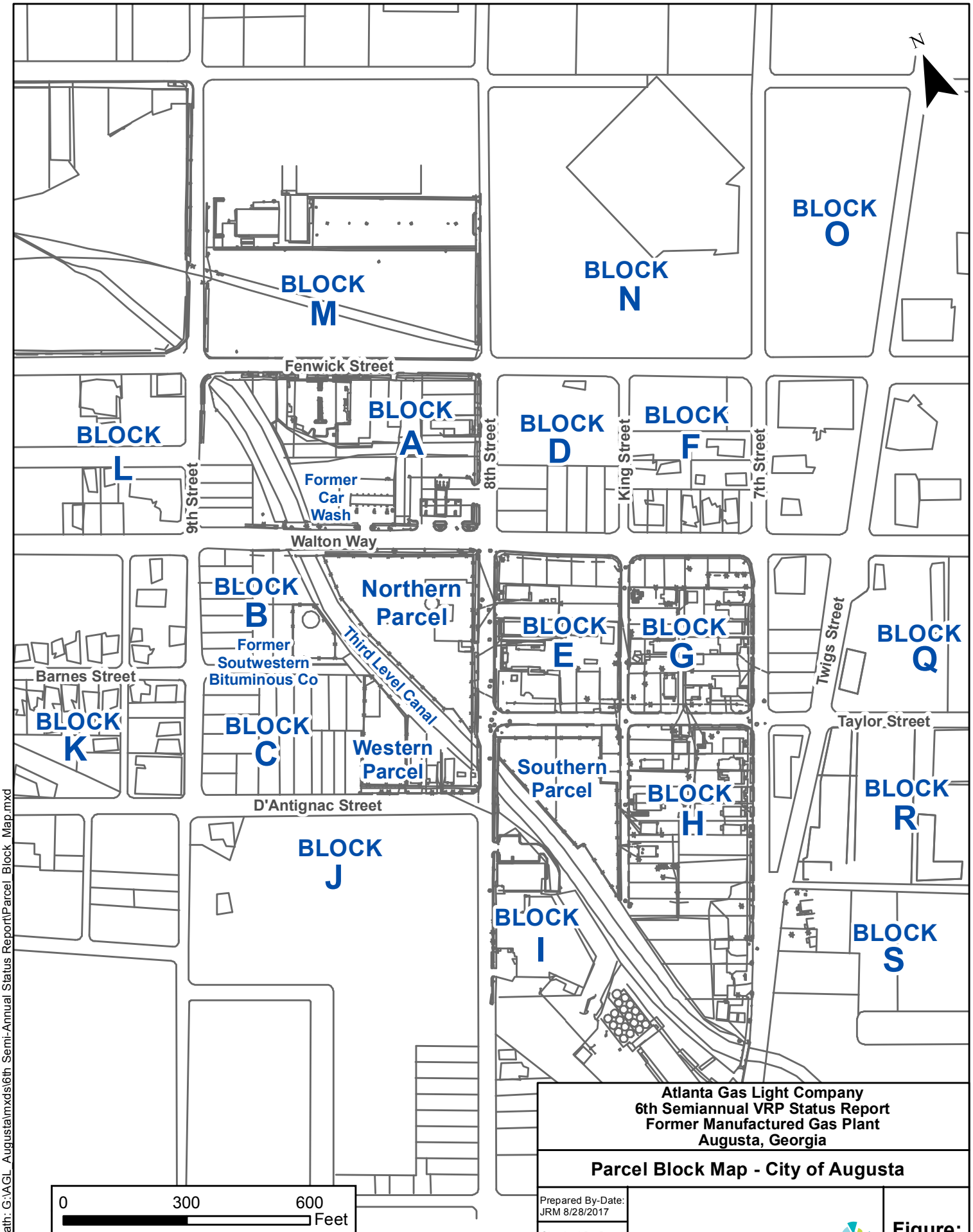

Source: Environmental Cost Management 2012, Feasibility Study

Atlanta Gas Light Company
6th Semiannual VRP Status Report
Former Manufactured Gas Plant
Augusta, Georgia

Parcel Block Map - City of Augusta

Prepared By-Date: JRM 8/28/2017

Checked By-Date: AB 8/28/2017

Project Number: 6122140098

amec foster wheeler

Figure: 1-2

Document Path: G:\AGL_Augusta\mxds\6th Semi-Annual Status Report\Parcel_Block_Map.mxd

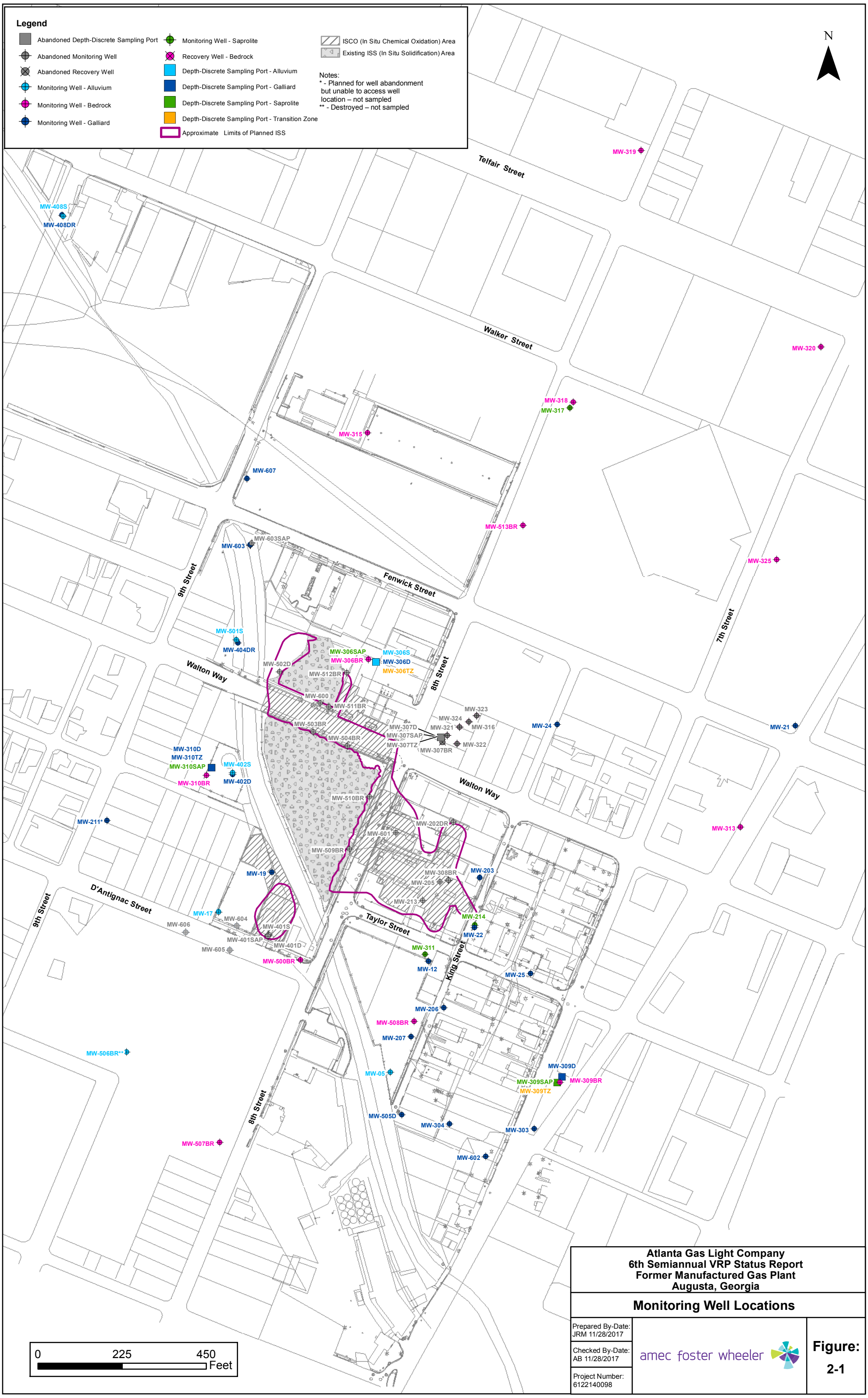

Atlanta Gas Light Company
6th Semiannual VRP Status Report
Former Manufactured Gas Plant
Augusta, Georgia

Monitoring Well Locations

Prepared By-Date: JRM 11/28/2017

Checked By-Date: AB 11/28/2017

Project Number: 6122140098

amec foster wheeler

Figure: 2-1

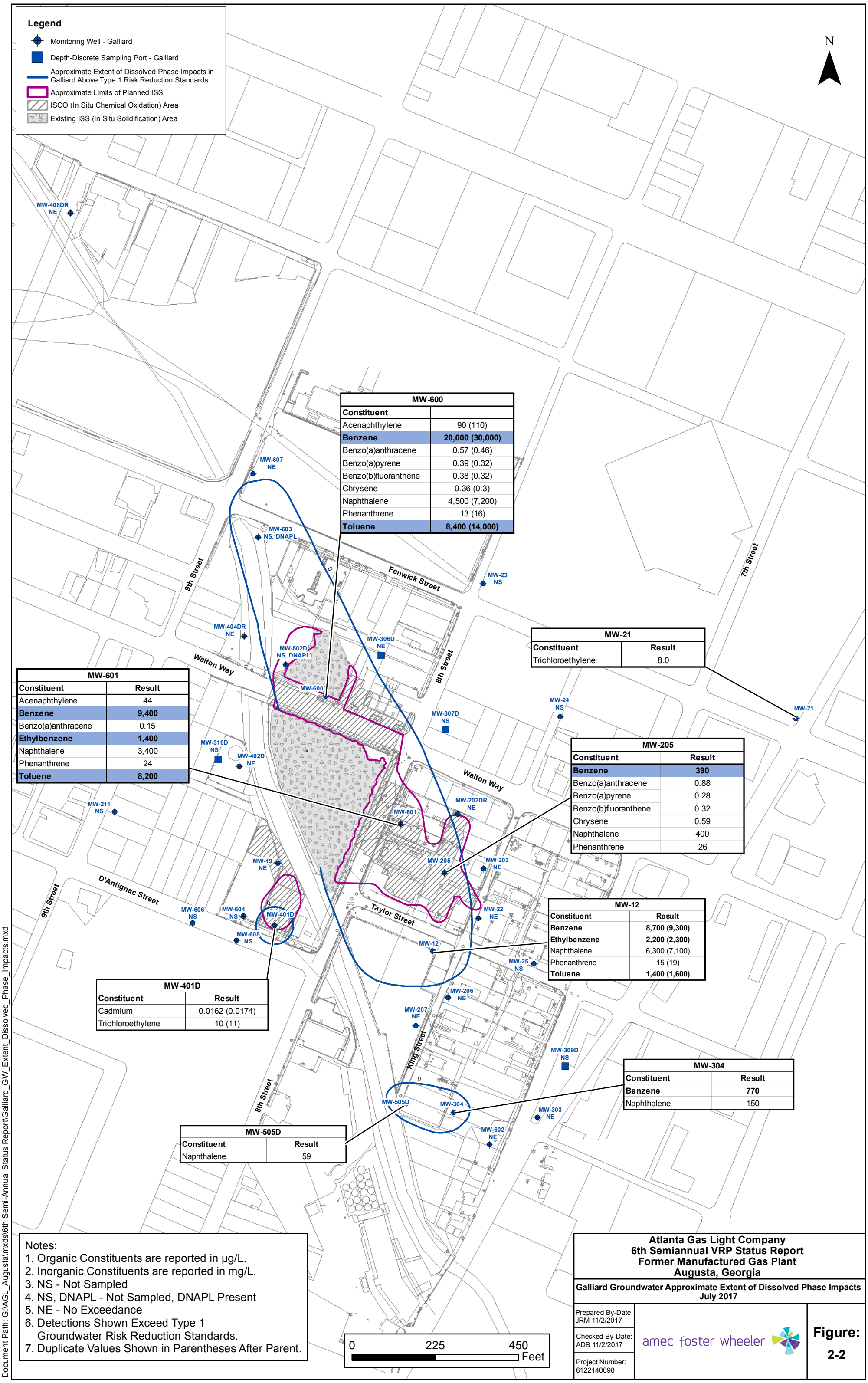

MW-600	
Constituent	
Acenaphthylene	90 (110)
Benzene	**20,000 (30,000)**
Benzo(a)anthracene	0.57 (0.46)
Benzo(a)pyrene	0.39 (0.32)
Benzo(b)fluoranthene	0.38 (0.32)
Chrysene	0.36 (0.3)
Naphthalene	4,500 (7,200)
Phenanthrene	13 (16)
Toluene	**8,400 (14,000)**

MW-21	
Constituent	**Result**
Trichloroethylene	8.0

MW-601	
Constituent	**Result**
Acenaphthylene	44
Benzene	**9,400**
Benzo(a)anthracene	0.15
Ethylbenzene	**1,400**
Naphthalene	3,400
Phenanthrene	24
Toluene	**8,200**

MW-205	
Constituent	**Result**
Benzene	**390**
Benzo(a)anthracene	0.88
Benzo(a)pyrene	0.28
Benzo(b)fluoranthene	0.32
Chrysene	0.59
Naphthalene	400
Phenanthrene	26

MW-12	
Constituent	**Result**
Benzene	**8,700 (9,300)**
Ethylbenzene	**2,200 (2,300)**
Naphthalene	6,300 (7,100)
Phenanthrene	15 (19)
Toluene	**1,400 (1,600)**

MW-401D	
Constituent	**Result**
Cadmium	0.0162 (0.0174)
Trichloroethylene	10 (11)

MW-304	
Constituent	**Result**
Benzene	**770**
Naphthalene	150

MW-505D	
Constituent	**Result**
Naphthalene	59

Notes:
1. Organic Constituents are reported in µg/L.
2. Inorganic Constituents are reported in mg/L.
3. NS - Not Sampled
4. NS, DNAPL - Not Sampled, DNAPL Present
5. NE - No Exceedance
6. Detections Shown Exceed Type 1 Groundwater Risk Reduction Standards.
7. Duplicate Values Shown in Parentheses After Parent.

Atlanta Gas Light Company
6th Semiannual VRP Status Report
Former Manufactured Gas Plant
Augusta, Georgia

Galliard Groundwater Approximate Extent of Dissolved Phase Impacts
July 2017

Prepared By-Date: JRM 11/2/2017
Checked By-Date: ADB 11/2/2017
Project Number: 6122140098

amec foster wheeler

Figure: 2-2

Document Path: G:\AGL_Augusta\mxds\6th Semi-Annual Status Report\Galliard_GW_Extent_Dissolved_Phase_Impacts.mxd

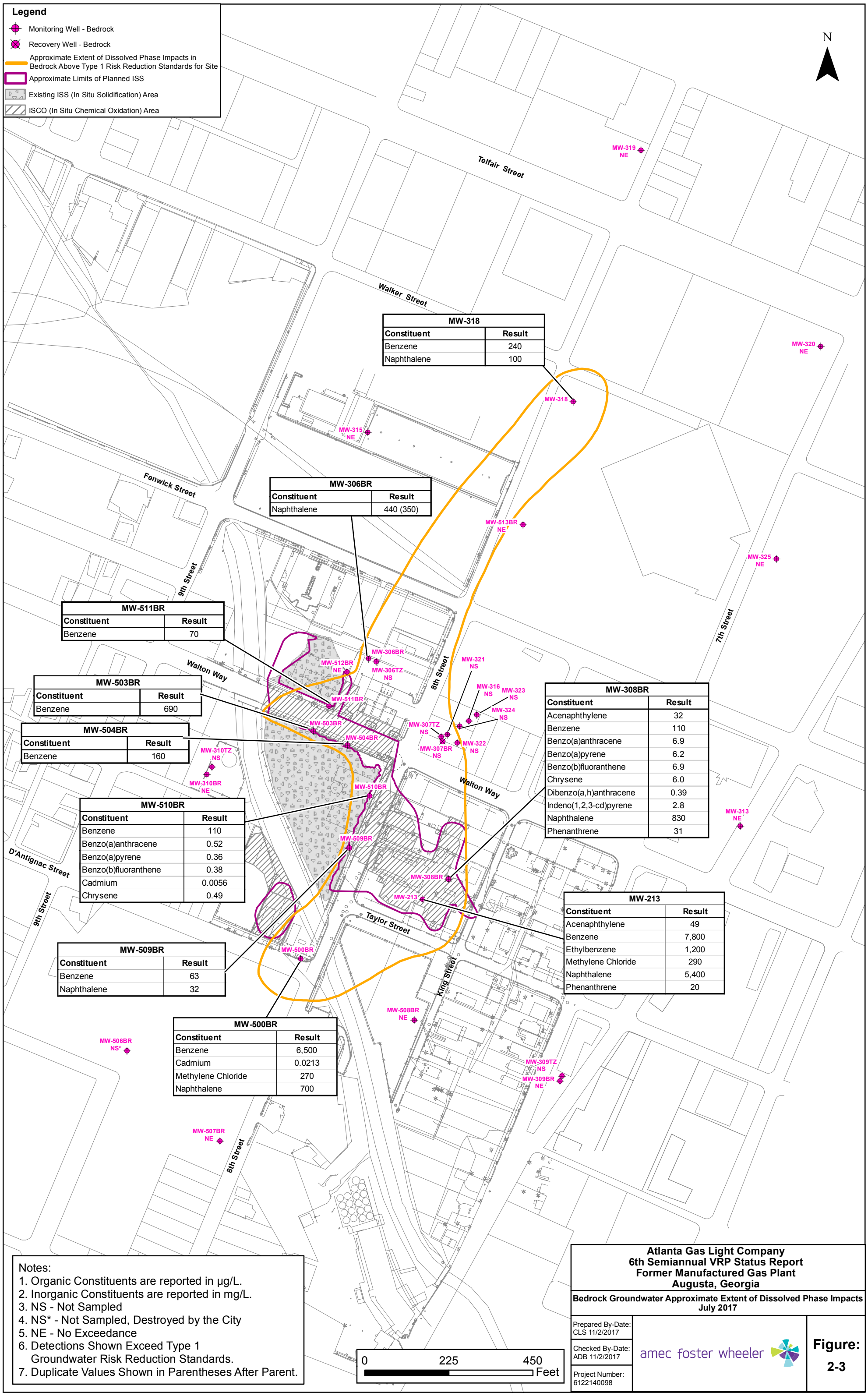

MW-318	
Constituent	**Result**
Benzene	240
Naphthalene	100

MW-306BR	
Constituent	**Result**
Naphthalene	440 (350)

MW-511BR	
Constituent	**Result**
Benzene	70

MW-503BR	
Constituent	**Result**
Benzene	690

MW-504BR	
Constituent	**Result**
Benzene	160

MW-510BR	
Constituent	**Result**
Benzene	110
Benzo(a)anthracene	0.52
Benzo(a)pyrene	0.36
Benzo(b)fluoranthene	0.38
Cadmium	0.0056
Chrysene	0.49

MW-509BR	
Constituent	**Result**
Benzene	63
Naphthalene	32

MW-500BR	
Constituent	**Result**
Benzene	6,500
Cadmium	0.0213
Methylene Chloride	270
Naphthalene	700

MW-308BR	
Constituent	**Result**
Acenaphthylene	32
Benzene	110
Benzo(a)anthracene	6.9
Benzo(a)pyrene	6.2
Benzo(b)fluoranthene	6.9
Chrysene	6.0
Dibenzo(a,h)anthracene	0.39
Indeno(1,2,3-cd)pyrene	2.8
Naphthalene	830
Phenanthrene	31

MW-213	
Constituent	**Result**
Acenaphthylene	49
Benzene	7,800
Ethylbenzene	1,200
Methylene Chloride	290
Naphthalene	5,400
Phenanthrene	20

Notes:
1. Organic Constituents are reported in µg/L.
2. Inorganic Constituents are reported in mg/L.
3. NS - Not Sampled
4. NS* - Not Sampled, Destroyed by the City
5. NE - No Exceedance
6. Detections Shown Exceed Type 1 Groundwater Risk Reduction Standards.
7. Duplicate Values Shown in Parentheses After Parent.

Atlanta Gas Light Company
6th Semiannual VRP Status Report
Former Manufactured Gas Plant
Augusta, Georgia

Bedrock Groundwater Approximate Extent of Dissolved Phase Impacts
July 2017

Prepared By-Date: CLS 11/2/2017
Checked By-Date: ADB 11/2/2017
Project Number: 6122140098

amec foster wheeler

Figure: 2-3

Document Path: G:\AGL_Augusta\mxds\6th Semi-Annual Status Report\Bedrock_GW_Extent_Dissolved_Phase_Impacts.mxd

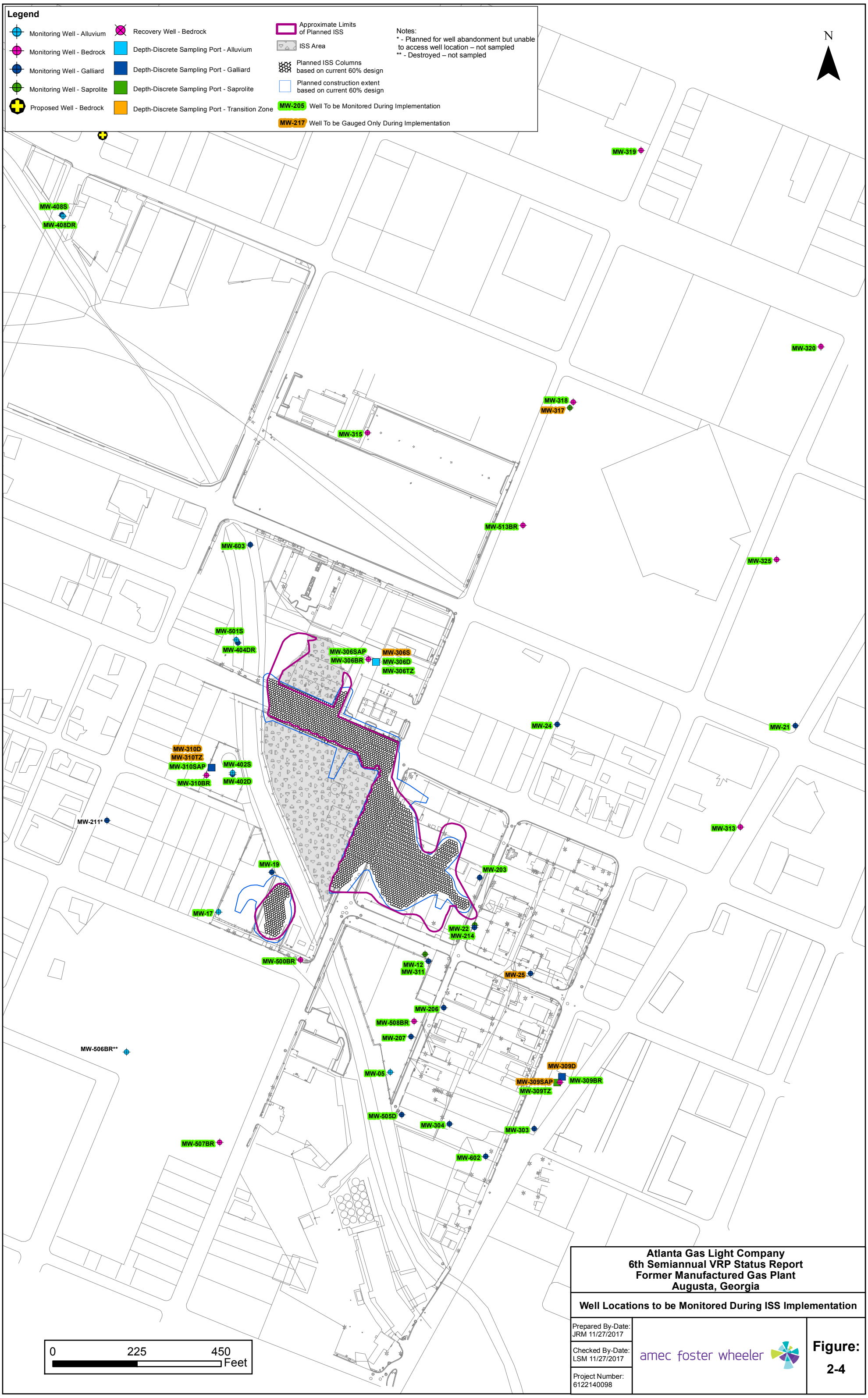

Atlanta Gas Light Company
6th Semiannual VRP Status Report
Former Manufactured Gas Plant
Augusta, Georgia

Well Locations to be Monitored During ISS Implementation

Prepared By-Date: JRM 11/27/2017

Checked By-Date: LSM 11/27/2017

Project Number: 6122140098

amec foster wheeler

Figure: 2-4

Document Path: G:\AGL_Augusta\mxds\6th Semi-Annual Status Report\Wells_To_Be_Monitored_CS.mxd

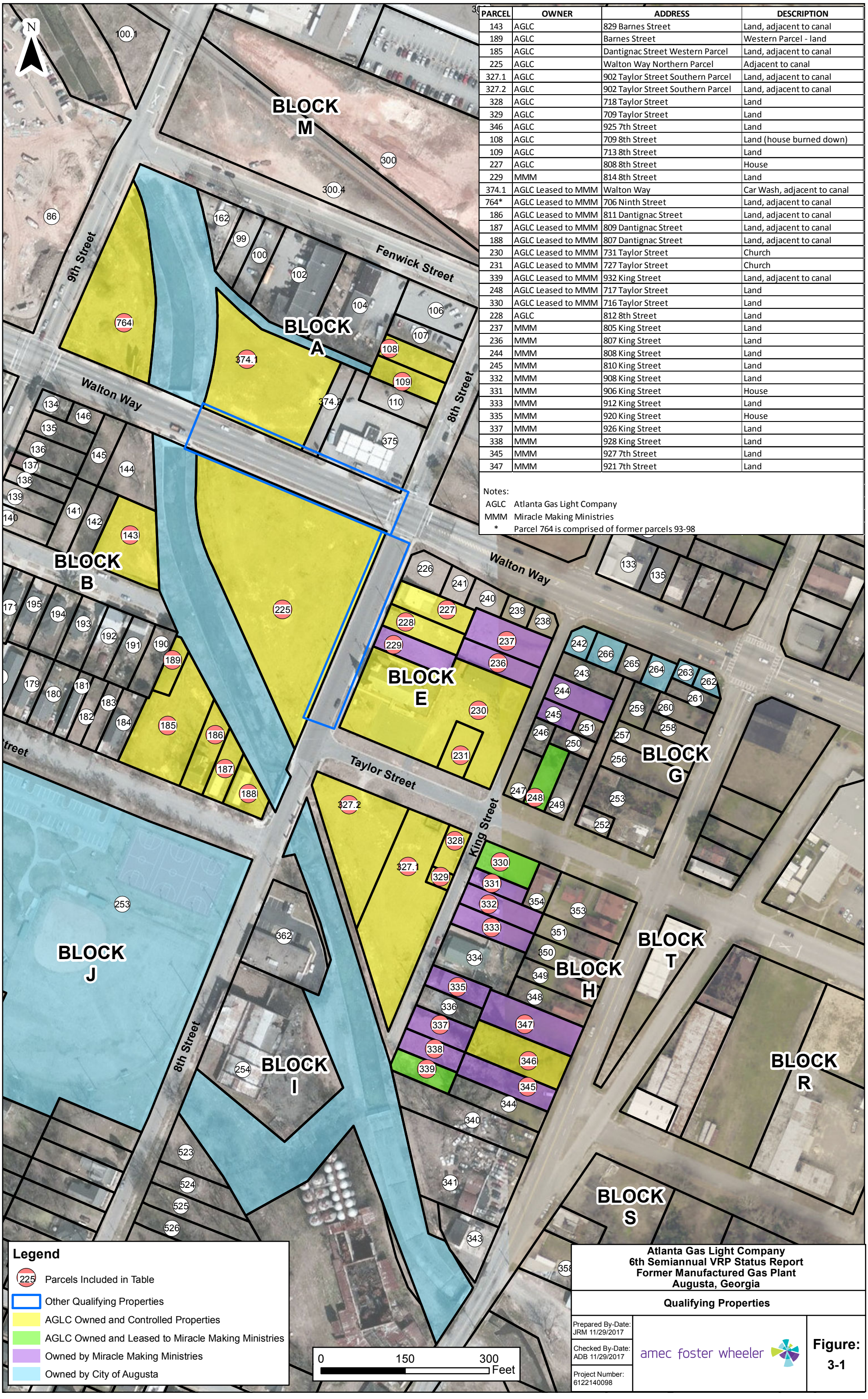

PARCEL	OWNER	ADDRESS	DESCRIPTION
143	AGLC	829 Barnes Street	Land, adjacent to canal
189	AGLC	Barnes Street	Western Parcel - land
185	AGLC	Dantignac Street Western Parcel	Land, adjacent to canal
225	AGLC	Walton Way Northern Parcel	Adjacent to canal
327.1	AGLC	902 Taylor Street Southern Parcel	Land, adjacent to canal
327.2	AGLC	902 Taylor Street Southern Parcel	Land, adjacent to canal
328	AGLC	718 Taylor Street	Land
329	AGLC	709 Taylor Street	Land
346	AGLC	925 7th Street	Land
108	AGLC	709 8th Street	Land (house burned down)
109	AGLC	713 8th Street	Land
227	AGLC	808 8th Street	House
229	MMM	814 8th Street	Land
374.1	AGLC Leased to MMM	Walton Way	Car Wash, adjacent to canal
764*	AGLC Leased to MMM	706 Ninth Street	Land, adjacent to canal
186	AGLC Leased to MMM	811 Dantignac Street	Land, adjacent to canal
187	AGLC Leased to MMM	809 Dantignac Street	Land, adjacent to canal
188	AGLC Leased to MMM	807 Dantignac Street	Land, adjacent to canal
230	AGLC Leased to MMM	731 Taylor Street	Church
231	AGLC Leased to MMM	727 Taylor Street	Church
339	AGLC Leased to MMM	932 King Street	Land, adjacent to canal
248	AGLC Leased to MMM	717 Taylor Street	Land
330	AGLC Leased to MMM	716 Taylor Street	Land
228	AGLC	812 8th Street	Land
237	MMM	805 King Street	Land
236	MMM	807 King Street	Land
244	MMM	808 King Street	Land
245	MMM	810 King Street	Land
332	MMM	908 King Street	Land
331	MMM	906 King Street	House
333	MMM	912 King Street	Land
335	MMM	920 King Street	House
337	MMM	926 King Street	Land
338	MMM	928 King Street	Land
345	MMM	927 7th Street	Land
347	MMM	921 7th Street	Land

Notes:
AGLC Atlanta Gas Light Company
MMM Miracle Making Ministries
* Parcel 764 is comprised of former parcels 93-98

Atlanta Gas Light Company
6th Semiannual VRP Status Report
Former Manufactured Gas Plant
Augusta, Georgia

Qualifying Properties

Prepared By-Date: JRM 11/29/2017
Checked By-Date: ADB 11/29/2017
Project Number: 6122140098

amec foster wheeler

Figure: 3-1

Document Path: G:\AGL_Augusta\mxds\6th Semi-Annual Status Report\Qualifying_Properties.mxd

Updated Schedule for VRP Activities
AGLC - Augusta

ID	Task Name	Duration	Start	Finish
1	Subcontract Award	15 days	Mon 1/15/18	Fri 2/2/18
2	Mobilization	20 days	Mon 4/23/18	Fri 5/18/18
3	Remedy Implementation	390 days	Mon 6/18/18	Fri 12/13/19
4	Post Remediation Groundwater Monitoring	660 days	Mon 1/13/20	Fri 7/22/22
5	Compliance Status Report Submittal	1 day	Thu 12/1/22	Thu 12/1/22

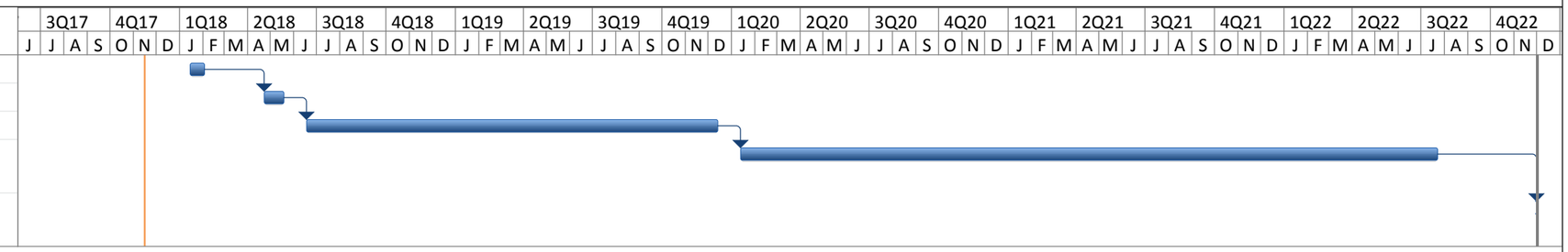

Project: 6th Semiannual VRP Status Report
Date: December 1, 2017

Task Milestone Manual Task

APPENDIX A

JULY 2017 CAER

Semiannual Corrective Action Effectiveness Report No. 22

July 2017 Groundwater Monitoring Event
Atlanta Gas Light Company
Former Manufactured Gas Plant Site
Augusta, Richmond County, Georgia
HSI No. 10132
VRP Consent Order EPD-VRP-011

Prepared for:	Atlanta Gas Light Company
Date:	November 29, 2017
Prepared by:	Amec Foster Wheeler Environment & Infrastructure, Inc. 1075 Big Shanty Road NW, Suite 100, Kennesaw, Georgia 30144
Project No.:	6122150235

TABLE OF CONTENTS

Page

1.0 INTRODUCTION 1-1
2.0 BACKGROUND 2-1
2.1 GROUNDWATER MONITORING AND EVALUATION STUDIES 2-1
2.2 SCOPE OF WORK 2-2
2.2.1 Field Tasks 2-2
2.2.2 Reporting Tasks 2-2
2.3 GROUNDWATER MONITORING NETWORK 2-2
2.3.1 On-Site Wells Sampled 2-3
2.3.2 Off-Site Wells Sampled 2-3
2.4 GROUNDWATER SAMPLING AND ANALYSIS 2-4
2.5 QUALITY CONTROL/QUALITY ASSURANCE SAMPLES 2-4
2.6 MANAGEMENT OF INVESTIGATION WASTE 2-5
3.0 GROUNDWATER MONITORING RESULTS 3-1
3.1 GROUNDWATER FLOW AND ELEVATIONS 3-1
3.2 GROUNDWATER ANALYTICAL RESULTS 3-3
3.2.1 Alluvium 3-3
3.2.2 Galliard Formation 3-3
3.2.3 Saprolite 3-4
3.2.4 Transition Zone 3-5
3.2.5 Bedrock 3-5
3.3.4 Quality Assurance, Quality Control, and Data Validation 3-6
4.0 DATA COMPARISON AND SUMMARY 4-1
4.1 ALLUVIUM WELLS 4-1
4.2 GALLIARD WELLS 4-1
4.3 SAPROLITE WELLS 4-2
4.4 TRANSITION ZONE WELLS 4-2
4.5 BEDROCK WELLS 4-2
5.0 PERFORMANCE AND OPERATIONS OF BEDROCK GROUNDWATER EXTRACTION SYSTEM 5-1
6.0 CONCLUSIONS 6-1
7.0 REFERENCES 7-1

LIST OF TABLES

2-1 Monitoring Well Network Summary
2-2 Monitoring Well Construction Summary
2-3 Site-Specific Constituents of Interest
3-1 Depth to Water and Groundwater Elevations – July 24-25, 2017
3-2 Groundwater Analytical Results for Alluvium Wells
3-3 Groundwater Analytical Results for Galliard Formation Wells
3-4 Groundwater Analytical Results for Saprolite Wells
3-5 Groundwater Analytical Results for Transition Zone Wells
3-6 Groundwater Analytical Results for Bedrock Wells
3-7 Detections and RRS Exceedances in the Alluvium Wells
3-8 Detections and RRS Exceedances in the Galliard Formation Wells
3-9 Detections and RRS Exceedances in the Saprolite Wells
3-10 Detections and RRS Exceedances in the Transition Zone Wells
3-11 Detections and RRS Exceedances in the Bedrock Wells

LIST OF FIGURES

1-1 Site Location Map
2-1 Monitoring Well Locations
3-1 Groundwater Elevation Map for the Alluvium – July 24, 2017
3-2 Groundwater Elevation Map for the Galliard – July 24-25, 2017
3-3 Groundwater Elevation Map for the Saprolite – July 24, 2017
3-4 Hydraulic Potential Map for the Bedrock and Transition Wells – July 24-25, 2017
3-5 Type I RRS Exceedances for the Alluvium Wells – July 2017
3-6 Type I RRS Exceedances for the Galliard Formation Wells – July 2017
3-7 Type I RRS Exceedances for the Saprolite Wells – July 2017
3-8 Type I RRS Exceedances for Bedrock and Transition Wells – July 2017
3-9 Benzene and Naphthalene Isoconcentration Map for the Galliard Formation – July 2017
3-10 Benzene and Naphthalene Isoconcentration Map for the Bedrock Formation and Transition Wells – July 2017

LIST OF APPENDICES

Appendix A Groundwater Sampling Log Sheets
Appendix B Laboratory Analytical Reports
Appendix C Seepage Velocity Calculations
Appendix D Analytical Data Validation Checklist
Appendix E-1 Summary of Historical Groundwater Sampling Data – Alluvium, Galliard, and Saprolite Monitoring Wells
Appendix E-2 Summary of Historical Groundwater Sampling Data – Transition Zone and Bedrock Monitoring Wells
Appendix E-3 Summary of Historical Groundwater Sampling Data – Decommissioned Monitoring Wells
Appendix F Concentration Trend Graphs
Appendix G Mass Removal Trend Graphs
Appendix H Continuing Action Monitoring Plan Inspection
Appendix I Investigation Waste Non-Hazardous Waste Manifest

ACRONYMS/ABBREVIATIONS

Acronym/Abbreviation	Meaning
AES	Analytical Environmental Services
AGLC	Atlanta Gas Light Company
Amec Foster Wheeler	Amec Foster Wheeler Environment & Infrastructure, Inc.
CACR	Corrective Action Closure Report
CAER	Correction Action Effectiveness Report
CAP	Corrective Action Plan
COI	Constituent of Interest
DDSP	Discrete Depth Sampling Port
DNAPL	Dense Non-Aqueous Phase Liquid
DO	Dissolved Oxygen
ECM	Environmental Cost Management, Inc.
EPD	Environmental Protection Division
ISCO	In-Situ Chemical Oxidation
ISS	In-Situ Solidification
µG/L	Micrograms per Liter
MG/L	Milligrams per Liter
MGP	Manufactured Gas Plant
MNA	Monitored Natural Attenuation
MS/MSD	Matrix Spike/Matrix Spike Duplicate
O&M	Operation and Maintenance
ORP	Oxidation Reduction Potential
QA/QC	Quality Assurance/Quality Control
RCAP	Revised Corrective Action Plan
ROW	Right-of-Ways
RPD	Relative Percent Difference
RRS	Risk Reduction Standards
SCM	Site Conceptual Model
SVOC	Semi-Volatile Organic Compound
TCE	Trichloroethylene
ThermoRetec	ThermoRetec Consulting Corporation
USEPA	United States Environmental Protection Agency
VIRP	Voluntary Investigation and Remediation Plan
VOC	Volatile Organic Compound
VRP	Voluntary Remediation Program

PROFESSIONAL CERTIFICATION PAGE

SEMIANNUAL CORRECTIVE ACTION EFFECTIVENESS REPORT No. 22 -
JULY 2017 GROUNDWATER MONITORING EVENT
ATLANTA GAS LIGHT COMPANY
FORMER MANUFACTURED GAS PLANT SITE
AUGUSTA, RICHMOND COUNTY, GEORGIA
HSI No. 10132

I certify that I am a qualified groundwater scientist who has received a baccalaureate or post-graduate degree in the natural sciences or engineering, and have sufficient training and experience in groundwater hydrology and related fields, as demonstrated by state registration and completion of accredited university courses, that enables me to make sound professional judgments regarding groundwater monitoring and contaminant fate and transport. I further certify that this report was prepared by myself or by a subordinate working under my direction. Data contained herein gathered and reported by professionals other than Amec Foster Wheeler Environment & Infrastructure, Inc. are accepted as accurate and have been integrated into this report as such.

John M. Quinn, P.G. (Georgia PG No. 878)
Senior Geologist
Amec Foster Wheeler Environment & Infrastructure, Inc.

November 29, 2017
Date

Registered P.G.'s Mailing Address:
Amec Foster Wheeler Environment & Infrastructure, Inc.
1075 Big Shanty Road NW, Suite 100
Kennesaw, Georgia 30144

Registered P.G.'s Stamp:

1.0 INTRODUCTION

Amec Foster Wheeler Environment & Infrastructure, Inc. (Amec Foster Wheeler) has prepared this Semiannual Corrective Action Effectiveness Report (CAER) No. 22 on behalf of Atlanta Gas Light Company (AGLC). This report summarizes the results of the groundwater monitoring event performed in July 2017 at the former manufactured gas plant (MGP) Site in Augusta, Georgia (the Site).

The "Site" includes property owned by AGLC and formerly used for MGP operations, property owned by AGLC not used for MGP operations, surrounding and nearby parcels not owned by AGLC, a portion of the Third Level Canal, and city right-of-ways (ROW). The Site is divided between the "on-site" areas for the AGLC property where former MGP operations were located (i.e., Northern Parcel, Southern Parcel, Western Parcel, and Southeastern Bituminous Parcel) and the "off-site" areas for properties that were not part of the former MGP operations. The Site layout and location map (Figure 1-1) shows the setting of the AGLC property within the city of Augusta, Richmond County, Georgia.

The purpose of this report is to:

- Fulfill requirements of Consent Order Environmental Protection Division (EPD)-Voluntary Remediation Program (VRP)-011 issued December 3, 2014;
- Fulfill requirements of the approved Voluntary Investigation and Remediation Plan (VIRP), in which AGLC proposed to continue semiannual groundwater monitoring as presented in Appendix F of the VIRP, with the exception that AGLC has discontinued sample collection of monitored natural attenuation (MNA) parameters until the corrective actions performed under the VRP have been completed;
- Monitor changes in groundwater constituent-of-interest (COI) concentrations to evaluate groundwater quality; and
- Confirm the continued stability of Galliard and bedrock groundwater plume extents.

2.0 BACKGROUND

AGLC has performed a series of investigations and implemented numerous Georgia Environmental Protection Division (EPD) approved corrective actions and has addressed the MGP impacts in the unsaturated and saturated zone materials over large areas of the Site since the mid-1980s. Ongoing groundwater monitoring reflects the revised monitoring well network as documented in Table 3-8 of Environmental Cost Management, Inc.'s (ECM's) June 22, 2012 response to the EPD's May 23, 2012 letter.

Monitoring wells located on the Georgia Power property on Block D required abandonment to accommodate scheduled construction activities for the expansion of the Fenwick Street Substation. The wells abandoned were Discrete Depth Sampling Port (DDSP) well MW-307 (comprised of MW-307D, MW-307SAP and MW-307TZ), and bedrock wells MW-307BR, MW-316, MW-321, MW-322, MW-323 and MW-324. Well abandonment activities on Block D were completed August 31 through September 2, 2015. A summary of the well abandonment activities was included in Appendix C of the 2nd Semiannual VRP Status Report (Amec Foster Wheeler, 2015a).

Additional monitoring wells to address delineation of Galliard groundwater impacts were installed from October 19 through October 21, 2015 consistent with the planned additional investigation presented in the 1st Semiannual VRP Status Report. To better understand trichloroethylene (TCE) detections observed in MW-401D on the Western Parcel, Galliard monitoring wells MW-604 through MW-606 were installed upgradient of MW-401D. Galliard monitoring well MW-607 was installed north of the Fenwick Street/9th Street intersection for delineation of Site COIs north of MW-603. These wells were sampled in November 2015 and the final results of this sampling are included in the 3rd Semiannual VRP Status Report (Amec Foster Wheeler, 2016a).

An additional monitoring well (MW-603SAP) was installed on July 27, 2016 in order to vertically delineate the Galliard zone north of MW-603, as required in the December 3, 2014 letter from the EPD. The well was sampled on August 10, 2016 and the results of the sampling were included in the 4th Semiannual VRP Status Report (Amec Foster Wheeler, 2016b).

AGLC abandoned 20 groundwater monitoring wells in October 2017 based on the request included in the 4th Semiannual VRP Status Report, dated December 1, 2016, and subsequent communications with EPD. The 20 abandoned wells were MW-604, MW-605, and MW-606 (installed to better understand TCE detections observed in MW-401D, as described above), MW-603SAP (installed for vertical delineation the Galliard zone north of MW-603, as described above), and MW-202DR, MW-205, MW-213, MW-308BR, MW-401D, MW-401S, MW-401SAP, MW502D, MW-503BR, MW-504BR, MW-509BR, MW-510BR, MW-511BR, MW-512BR, MW-600 and MW-601 (abandoned due to their location within the upcoming in-situ solidification [ISS] footprint, so as to facilitate corrective action). Well abandonment activities were completed October 17 through October 20, 2017. A summary of the well abandonment activities is included in Appendix B of the 6th Semiannual VRP Status Report (Amec Foster Wheeler, 2017a).

Groundwater sampling events conducted between 2001 and 2006 were summarized in previous semiannual groundwater monitoring reports. Groundwater sampling events conducted after completion of corrective actions described above from 2007 through the present have been summarized in CAERs.

2.1 GROUNDWATER MONITORING AND EVALUATION STUDIES

This semiannual corrective action effectiveness groundwater monitoring and evaluation event was conducted in accordance with the the approved VIRP, in which AGLC proposed to continue

semiannual groundwater monitoring as presented in Appendix F of the VIRP, with the exception that AGLC has discontinued sample collection of MNA parameters until the corrective actions performed under the VRP have been completed. The sampling event conducted in July 2017 was the 22nd groundwater sampling event in the post-ISCO monitoring period as outlined in the revised *Basis of Design Work Plan* (LAW, 2002).

This section of the report describes procedures used for groundwater gauging, sampling, chemical analysis, quality assurance/quality control (QA/QC), and management of investigation-derived waste. Groundwater samples were collected using low-flow methods with peristaltic pumps.

2.2 SCOPE OF WORK

The 22nd semiannual corrective action effectiveness groundwater sampling event included the following field and reporting tasks:

2.2.1 Field Tasks

- Gauge groundwater levels.
- Sample groundwater.
- Manage investigation-derived waste.

2.2.2 Reporting Tasks

- Prepare groundwater elevation maps for the alluvium, Galliard, and saprolite units.
- Prepare groundwater potentiometric surface contour lines within the bedrock and transition units.
- Prepare summary tables of laboratory analytical results for COI.
- Evaluate analytical results relative to Type 1 Risk Reduction Standards (RRS).
- Prepare maps showing Type 1 RRS exceedances, if present, for COI in alluvium, Galliard formation, saprolite, and transition zone/bedrock.
- Prepare benzene and naphthalene isoconcentration maps for the Galliard Formation and bedrock.

2.3 GROUNDWATER MONITORING NETWORK

The list of wells selected for semiannual corrective action monitoring and evaluation was submitted to the EPD on July 8, 2001, along with the rationale for their inclusion. As noted earlier, the bedrock monitoring wells installed in July 2008 were included in the July 2017 sampling event.

As indicated in ERM's November 14, 2008 response to EPD, long-term inclusion of these wells in the monitoring network was evaluated based on the sampling results. In addition, the four Galliard monitoring wells and one bedrock monitoring well installed in October 2010 were included in this sampling event. Further modifications to the monitoring well network were proposed in the February 2012 *Site Conceptual Model (SCM) Addendum*. Most of these modifications were approved by the EPD in correspondence dated May 23, 2012. The revised monitoring well network was documented in Table 3-8 of ECM's June 22, 2012 response to the EPD. The current status of each active monitoring network well is listed in Table 2-1, and the locations of the existing monitoring wells are shown on Figure 2-1. The well list has been revised to reflect the comments in EPD's May 23, 2012 correspondence regarding the SCM Addendum.

Sixty monitoring wells were included in the sampling network during the July 2017 sampling event (Table 2-1). One monitoring well has been destroyed by activities associated with City of Augusta contractors (MW-506BR). MW-506BR was paved over during improvements to Dyess Park and is

no longer accessible for sampling. The protective cover at MW-05 was destroyed during work conducted by the City of Augusta Canal Authority during construction of the Canal Trail. While the protective cover has subsequently been repaired, an obstruction was encountered in the well during the July 2017 sampling event, and MW-05 was not sampled. In addition, two monitoring wells were not sampled due to the presence of dense non-aqueous phase liquid (DNAPL) observed during gauging (MW-502D and MW-603). Also, five monitoring wells included in the sampling network (MW-307D, MW-307SAP, MW-307BR, MW-321, and MW-324) were abandoned in August and September 2015 to accommodate the Georgia Power substation expansion. As a result, groundwater samples were collected from fifty-two monitoring wells in July 2017. This number includes a sample obtained from Gaillard monitoring well MW-607, installed north of the Fenwick Street/9th Street intersection for delineation of Site COIs north of MW-603, which may not be sampled in future events as it is not part of the monitoring well network. A summary of well construction information is included as Table 2-2.

2.3.1 On-Site Wells Sampled

The following on-site wells were sampled in July 2017:

MW-12	MW-19	MW-202DR	MW-203	MW-205
MW-207	MW-213	MW-308BR	MW-310SAP	MW-310BR
MW-311	MW-402S	MW-402D	MW-508BR	MW-601

- The protective cover at MW-05 was destroyed by the City of Augusta Canal Authority during construction of the Canal Trail, and was subsequently repaired. However, an obstruction was encountered in the well during the July 2017 sampling event, and MW-05 was not sampled.

2.3.2 Off-Site Wells Sampled

Off-site monitoring wells sampled (or reasons for not sampling) in July 2017 include the following:

- City of Augusta ROW: MW-21, MW-22, MW-206, MW-214, MW-313, MW-408DR, MW-408S, MW-500BR, MW-503BR, MW-504BR, MW-507BR, MW-509BR, MW-510BR, MW-513BR, and MW-607
- Augusta Civic Center Authority: MW-318, MW-320, and MW-325
- AGLC owned and/or leased to Miracle Making Ministries: MW-401S, MW-401D, MW-401SAP, MW-404DR, MW-501S, MW-505D, and MW-602
- Miracle Making Ministries: MW-304
- Amoco: MW-306D, MW-306SAP, MW-306TZ, MW-306BR, MW-511BR, MW-512BR, and MW-600
- Joseph Norris: MW-303 and MW-309BR
- The Catholic Church of the Most Holy Trinity: MW-319
- United States Post Office: MW-315
- MW-502D and MW-603 were not sampled due to dense non-aqueous phase liquid (DNAPL) observed in the well during gauging.

- MW-506BR has been paved over (destroyed) by the City of Augusta sometime between July 2012 and January 2013. As such, MW-506BR has not been sampled since July 2012.

2.4 GROUNDWATER SAMPLING AND ANALYSIS

During the initial groundwater gauging task, the condition of each well was noted, including the concrete surface seal, outer casing, inner expandable well cap, and lock. Damage to the well vault lids and locking caps were previously noted for MW-408S and MW-408DR; AGLC contacted the Canal Authority regarding this damage and repairs were completed. Prior to sampling, all wells were gauged with an oil-water interface meter for depth to water and presence and thickness of DNAPL, if observed.

Due to the historical detections of DNAPL at MW-205, MW-502D, MW-600 and MW-603, care was taken to prevent possible cross contamination. A dedicated interface probe was dropped to the bottom of these wells as part of the groundwater gauging event to assess whether DNAPL was present. DNAPL thickness was measured within the well columns of MW-502D (0.39 foot) and MW-603 (0.55 foot). Due to the detections of DNAPL, MW-502D and MW-603 were not sampled.

Before groundwater samples were collected, each well was purged in accordance with Amec Foster Wheeler's standard operating procedures, which are based on technical guidelines from U.S. Environmental Protection Agency Region 4 Science and Ecosystem Support Division (SESD) Operating Procedure SESDPROC-301-R4 (USEPA, 2017). The monitoring wells were purged using low-flow/low-volume techniques, with the exception that those wells experiencing excessive drawdown (>0.3 feet) were purged either by removing a minimum of three well volumes or until the well ran dry, or, if the removal of three well volumes was infeasible due to the generation of excessive quantities of purge water, then the wells were purged using low-flow/low-volume techniques, with documentation of the stability of field parameter values. Use of this method is in accordance with SESDPROC-301-R4, which allows the use of alternate methods that lowers the volume of purge water to be removed before sampling (USEPA, 2017).

In addition, the DDSP wells were purged by removing a minimum of three volumes, or until dry, because the small diameter of the well prevents simultaneous monitoring of the depth to water. The purpose of purging the well is to draw fresh formation water into the well so that the samples are representative of the portion of the aquifer surrounding the well. If a well was completely evacuated during purging, it was allowed to recharge and the groundwater sample was collected immediately after the well had recharged.

Field documentation of groundwater quality measurements included pH, conductivity, temperature, dissolved oxygen (DO), oxidation-reduction potential (ORP), and turbidity. Field parameter values and corresponding purge volumes were recorded on groundwater sampling forms. Copies of these forms for the July 2017 sampling event are included in Appendix A.

Groundwater samples were analyzed for the COI list (Table 2-3) as referenced in the CAP and in Appendix F of the VIRP. As stated in the 17th CAER, AGLC has discontinued sample collection of MNA parameters until the corrective actions performed under the VRP have been completed, and the MNA parameters have been removed from Table 2-3. Analytical Environmental Services (AES) laboratory performed the analytical services. Laboratory analytical reports are provided in Appendix B.

2.5 QUALITY CONTROL/QUALITY ASSURANCE SAMPLES

Field QC samples were collected and analyzed to document the accuracy and precision of the laboratory. QC samples included:

- Trip Blanks. Trip blanks were associated with each cooler containing VOC samples sent to the laboratory. Trip blanks were analyzed to determine if any contaminants were introduced while samples were stored or while in transit to the laboratory. Trip blanks were analyzed for VOCs only.
- Field Duplicates. Six field duplicates were collected, one from each of the following wells: MW-12, MW-306BR, MW-401S, MW-401D, MW-501S, and MW-600. All duplicate samples were analyzed for COI. Duplicates were collected to evaluate the precision of groundwater sample analysis and the variability of collection procedures.
- Matrix Spikes and Matrix Spike Duplicates. A total of three Matrix Spike and Matrix Spike Duplicate (MS/MSD) sample sets were collected from MW-320, MW-507BR, and MW-513BR as part of the laboratory analytical batch QC.

2.6 MANAGEMENT OF INVESTIGATION WASTE

All purge water from sampling activities was drummed and sampled for characterization prior to ultimate disposal. Personal protective equipment and other trash was placed in bags and deposited in solid waste containers. The purge water from the July 2017 sampling activities was picked up on October 23, 2017 by Cascade Drilling LP for disposal as non-regulated material. The non-hazardous waste manifest is provided in Appendix I.

3.0 GROUNDWATER MONITORING RESULTS

This section summarizes results of the July 2017 corrective action monitoring and evaluation event, including groundwater flow and elevations, analytical results, QA/QC, and data validation.

3.1 GROUNDWATER FLOW AND ELEVATIONS

During the July 2017 sampling event, all groundwater wells were inspected and the groundwater levels were gauged and recorded, as applicable. Groundwater elevation data derived from water level measurements collected in July 2017 is presented in Table 3-1. With the exception of porosity for the bedrock hydrogeologic unit, seepage velocity calculations in each unit are based on hydraulic conductivity estimates provided in the 2009 Site Conceptual Model, average specific yield values published in U.S. Geological Survey Water Supply Paper 1662-D (Johnson, 1967), and July 2017 horizontal hydraulic gradients calculated by solving three-point problems for wells screened in each unit. For the bedrock hydrogeologic unit, the porosity range is taken from published literature values (Fetter, 2001). Parameters (and sources, where applicable) used to calculate seepage velocity in each hydrogeologic unit and the resultant seepage velocity are summarized in Appendix C.

The groundwater pump and treatment system was shut off for a carbon changeout December 29, 2014. During restart of the system on January 30, 2015, the groundwater pump in MW-308BR was found to be damaged. The system then was operated with the use of MW-307BR only until MW-307BR ceased pumping in June 2015 due to mechanical issues. MW-307BR was subsequently abandoned in August-September 2015 due to scheduled construction activities in Block D. As the treatment system has remained off since June 2015, the July 2017 groundwater flow and directions are indicative of ambient (non-pumping) conditions.

The ISS masses have created an obstacle to groundwater flow on the Northern Parcel and on the former Car Wash property since the hydraulic conductivity of each mass is several orders of magnitude lower than that of the surrounding alluvium in those portions of the shallow aquifer. The lower hydraulic conductivity of each mass (ranging from 10^{-9} to 10^{-7} centimeters per second) causes increased groundwater flow in the more permeable alluvium. Because groundwater cannot effectively flow through the ISS mass, shallow groundwater flow is directed around the mass and no groundwater elevation contours are associated with this area in the alluvium or Galliard zones.

Prior to soil remediation and ISS, groundwater flow in both the alluvium and Galliard Formation was generally in an easterly direction, with the exception of seasonal conditions in the unconfined alluvium aquifer, which sometimes reversed the direction of flow into the Third Level Canal. The estimated direction of alluvium groundwater in July 2017 was toward the Northern Parcel from the north (MW-501S) and southwest (MW-17 and MW-401S). (Figure 3-1). While the contours shown on Figure 3-1 are interpolated from current data, it is difficult to determine the exact flow pattern in the alluvium due to the small number of alluvial wells on Site. However, a few additional alluvial wells will be installed to monitor post-remediation conditions once the next phase of ISS is complete. Seepage velocity in alluvial groundwater is estimated to be $2.1*10^{-1}$ ft/day.

The general post-ISS local flow pattern in the Galliard Formation has been an easterly flow on the eastern side of the ISS masses, with a steeper groundwater gradient along the western boundary of the canal (west of the Northern Parcel) with a zone of nearly flat gradient east of the Northern Parcel. During the July 2017 monitoring event, west of the canal, groundwater flow appears to have been generally towards the west-southwest, with localized flow to the southwest and northwest to the west of the Southern Parcel (with MW-401D as a low) and to the southwest to the

east of the Southern Parcel, with MW-207 as a groundwater high (similar to historical data). East of the canal, groundwater flow was generally to the east, toward the Savannah River (Figure 3-2). This is similar to the pattern observed during historical groundwater monitoring events, where localized mounding occurred near the ISS masses around the Site and groundwater flowed radially outward. Groundwater flow in the Galliard unit is influenced by the extremely low hydraulic conductivity of the ISS mass in the Northern Parcel and former Car Wash area, which causes groundwater downgradient (east) of the ISS masses in the Northern Parcel to form a near-stagnant zone of very low gradient. Groundwater flow is complex in the immediate vicinity of the ISS masses, leading to some variability in localized groundwater flow patterns from event to event. Seepage velocity in Galliard groundwater outside the ISS masses is estimated to range from $4.2*10^{-3}$ to $2.8*10^{-2}$ ft/day.

The July 2017 groundwater elevation data for the saprolite unit indicates groundwater flow trends northeast and southeast from MW-306SAP (Figure 3-3). Any groundwater flow in saprolite (or bedrock) interpreted near or adjacent to the ISS mass is assumed to flow under the mass. Groundwater flow is possible in the saprolite unit since ISS was keyed only into the top of saprolite and not completed through the entire vertical extent of the unit. Seepage velocity in saprolite groundwater is estimated to be $5.7*10^{-4}$ ft/day.

The bedrock aquifer is a crystalline-rock aquifer that exhibits very high interconnectivity of the fracture sets and foliation planes to such a degree that groundwater flow simulates an anisotropic porous medium; however, the aquifer is still not considered a homogenous medium. Hydraulic potential lines, rather than groundwater elevation contours, are more appropriate to infer groundwater flow in bedrock where it is not considered a porous or homogenous medium. Groundwater flow, as well as dissolved constituent transport, is dominated by the northeast-southwest orientation of the primary fracture system, as described below, and in the Bedrock Ground Water Investigation Report [AECOM, 2009].

Groundwater flow in fractured rock environments is typically dominated by flow through fractures, such that flow paths are not in straight lines nor are they likely to be parallel to the hydraulic potential lines. The 2002 aquifer test demonstrated sufficient interconnectivity in every direction from the pumping wells to assume the bedrock acts similar to a porous medium, and the differences in drawdown depending on orientation matched well with the principal and secondary fracture orientations (there was more drawdown to the northeast). The Papadopulos anisotropic method was used to analyze the aquifer test data, and the results aligned well with the rose diagrams of fracture orientations obtained from the borehole televiewer analysis. Contouring assumes homogeneous and isotropic conditions are present, which is not the case in the bedrock at this site.

The fracture set with the strongest influence on bedrock groundwater flow at this site (the main fracture set) has a northeast-southwest orientation, as mentioned previously. However, during operation of the pump-and-treat system for the bedrock groundwater, the hydraulic potential for groundwater flow in the bedrock was towards MW-307BR and MW-308BR (the two bedrock groundwater extraction wells). These results verified that interconnectivity is high in the bedrock aquifer. In static conditions, the hydraulic potential for groundwater flow in bedrock is generally parallel to major fracture orientations.

Hydraulic potential lines are presented in Figure 3-4 to infer potential groundwater flow directions in bedrock in July 2017. Because of the influence of bedrock fracture orientation, localized groundwater flow is not necessarily equivalent to the hydraulic potential lines at all locations. Since

fractured bedrock aquifers are inherently anisotropic and heterogeneous, calculation of seepage velocity may not be representative using bulk porosity estimates. However, a range of porosity estimates may provide bounds on the expected seepage velocity of the bedrock aquifer. As presented in Appendix C, multiple estimates of seepage velocity were calculated by solving three-point problems for different areas of the Site and using a range of porosity estimates from the literature. The calculated range of seepage velocity in the bedrock aquifer at the Site is between $6.1*10^{-3}$ and $4.7*10^{-1}$ ft/day.

Based on July 2017 data collected under ambient (non-pumping) conditions, groundwater flow in bedrock appears to be generally toward the southeast (Figure 3-4). The groundwater recovery well at MW-307BR, which was abandoned in August-September 2015, has historically captured groundwater in the bedrock from up to 900 feet to the northeast as was evidenced by the groundwater gradient toward the pumping wells at MW-325 in previous reports.

3.2 GROUNDWATER ANALYTICAL RESULTS

Analytical results for groundwater samples collected in July 2017 from wells monitoring the various aquifers are summarized in Tables 3-2 through 3-6. These results were compared to Type 1 RRS. Detected concentrations exceeding the Type 1 RRS are presented in Figures 3-5 through 3-8. Field sampling forms are included in Appendix A, copies of the laboratory analytical reports are provided in Appendix B, and data validation reports are attached in Appendix D. A complete summary of all analytical data collected for the groundwater monitoring program (since 2001) is provided in Appendices E-1 through E-3. A summary of the July 2017 benzene and naphthalene monitoring results and comparison to historical data is presented in Section 4.

3.2.1 Alluvium

Analytical results for samples collected from alluvium monitoring wells were compared to their respective Type 1 RRS in Table 3-2. The number of alluvium monitoring wells sampled, number of detections for each COI, and range of concentrations is summarized in Table 3-7. No Type 1 RRS exceedances were reported for groundwater samples collected at alluvium monitoring wells in July 2017 with the exception of arsenic at MW-408S. Arsenic was reported at MW-408S at a concentration of 0.111 milligrams per liter (mg/L) above the Type 1 RRS of 0.05 mg/L (Figure 3-5).

3.2.2 Galliard Formation

Analytical results of samples collected from the Galliard Formation wells were compared to their respective Type 1 RRS, as summarized in Table 3-3. The number of Galliard monitoring wells sampled, number of detections for each COI, range of concentrations, and wells with Type 1 RRS exceedances are summarized in Table 3-8. The monitoring well locations where exceedances occurred and the concentrations of COI detected above the Type 1 RRS during the July 2017 groundwater monitoring event are shown in Figure 3-6. The distributions of benzene and naphthalene concentrations in groundwater samples collected from the Galliard Formation are depicted in Figure 3-9.

The greatest number of COI and the highest detected concentrations are found in groundwater sampled from wells MW-12 (in the northeast corner of the Southern Parcel), MW-205, MW-601 (in the east-central and west-central portion of Block E, respectively), and MW-600 (in the city ROW south of Block A) (Figures 3-6 and 3-9). Monitoring wells MW-502D and MW-603 contained DNAPL and were not sampled.

3.2.2.1 Volatile Organic Compound Results

During the July 2017 sampling event, benzene concentrations exceeding the applicable Type 1 RRS in groundwater were reported at five well locations (MW-12, MW-205, MW-304, MW-600, and MW-601). Ethylbenzene concentrations exceeding the applicable Type 1 RRS were reported in two groundwater samples (MW-12 and MW-601). Toluene concentrations exceeding the applicable Type 1 RRS were reported in three groundwater samples (MW-12, MW-600, and MW-601; Table 3-3 and Table 3-8). The distribution of detected VOCs, specifically MGP-related compounds, in groundwater samples collected from the Galliard formation is similar to that reported in previous events.

Consistent with previous events, TCE concentrations exceeding the applicable Type 1 RRS in groundwater were reported at well locations MW-21 and MW-401D. TCE is not an MGP-related constituent. No other VOCs were detected at MW-21 and MW-401D.

Specific VOCs were analyzed at a dilution due to the concentration of target compounds exceeding the calibration range of the instrument. The dilution factor and subsequent laboratory reporting limit exceeded the Type 1 RRS for three VOCs (acetone, methylene chloride, and TCE) analyzed in groundwater samples collected at monitoring wells MW-12, MW-600 and MW-601 (Table 3-3). Ethylbenzene was also analyzed in the groundwater sample from monitoring well MW-600 at a dilution factor exceeding the Type 1 RRS. Samples that were analyzed at a dilution resulting in a detection limit exceeding the Type 1 RRS have been highlighted in Table 3-3. Acetone and methylene chloride are common laboratory artifacts, while TCE has never been detected historically at these wells, with the exception of a single isolated report at MW-12 at 38 J µg/L in January 2003. Ethylbenzene has been detected at MW-600 at levels exceeding the Type 1 RRS, and has also previously been reported at a dilution factor exceeding the Type 1 RRS. The laboratory reports indicate the dilution factor for each laboratory sample (Appendix B).

3.2.2.2 Semi-Volatile Organic Compound Results

The number of SVOC detections and exceedances of Type 1 RRS and the respective wells in which the exceedances occurred are presented in Table 3-8. The spatial distribution of SVOC Type 1 RRS exceedances within the Galliard Formation is represented in Figure 3-6. During the July 2017 sampling event, naphthalene concentrations exceeding the applicable Type 1 RRS in groundwater were reported at six well locations (MW-12, MW-205, MW-304, MW-505D, MW-600, and MW-601). An isoconcentration map showing naphthalene distribution is presented as Figure 3-9. The distribution of SVOCs remains consistent with those reported in previous events.

3.2.2.3 Inorganic Compound Results

The data presented in Table 3-3, Table 3-8, and on Figure 3-6 indicate that the only inorganic compound to exceed Type 1 RRS in the Galliard Formation during the July 2017 groundwater monitoring event was cadmium at MW-401D, which was detected at 0.0162 mg/L (and 0.0174 mg/L in the duplicate sample), above the Type 1 RRS of 0.005 mg/L.

3.2.3 Saprolite

Analytical results for groundwater samples collected from the saprolite wells were compared to their respective Type 1 RRS in Table 3-4. The number of monitoring wells with detections and Type 1 RRS exceedances for the saprolite unit are presented in Table 3-9 and Figure 3-7.

No VOCs or SVOCs exceeded Type 1 RRS for saprolite wells in the July 2017 sampling event.

Nickel concentrations were reported above Type 1 RRS (0.1 mg/L) at MW-306SAP (0.38 mg/L) and MW-310SAP (0.386 mg/L). The only other inorganic compound detected at a concentration exceeding Type 1 RRS was cadmium (Type 1 RRS of 0.005 mg/L) at MW-214 (0.00641 mg/L), MW-311 (0.0312 mg/L) and MW-401SAP (0.0143 mg/L). These inorganic compound results are consistent with previous detections observed at these well locations.

3.2.4 Transition Zone

Analytical results for a sample collected from transition zone well MW-306TZ were compared to their respective Type 1 RRS in Table 3-5. Type 1 RRS exceedances for the transition zone well are presented in Table 3-10. As shown on Figure 3-8, naphthalene was detected at a concentration exceeding the Type 1 RRS (20 µg/L) in MW-306TZ at 360 µg/L. There were no other Type 1 RRS exceedances for VOCs or inorganic compounds in MW-306TZ during the July 2017 sampling event.

3.2.5 Bedrock

Bedrock sampling results reported from the July 2017 groundwater monitoring event were compared to their respective Type 1 RRS in Table 3-6. The number of bedrock monitoring wells sampled, number of detections for each COI, range of concentrations, and wells with Type 1 RRS exceedances are summarized in Table 3-11. The detected constituent concentrations exceeding Type 1 RRS and the locations of the monitoring wells are depicted in Figure 3-8. An isoconcentration map showing benzene and naphthalene distribution is presented as Figure 3-10.

3.2.5.1 Volatile Organic Compound Results

As shown on Figure 3-8, benzene, ethylbenzene and methylene chloride were the only VOCs detected at concentrations exceeding the Type 1 RRS in bedrock monitoring wells during the July 2017 sampling event.

- Benzene concentrations exceeded the Type 1 RRS (5 µg/L) in nine bedrock monitoring wells ranging from a low of 63 µg/L at MW-510BR to a high of 7,800 µg/L at MW-213; and
- Ethylbenzene was detected at a concentration exceeding the Type 1 RRS (700 µg/L) at MW-213 (1,200 µg/L).
- Methylene chloride was detected at concentrations exceeding the Type 1 RRS (5 µg/L) at MW-213 (290 µg/L) and MW-500BR ((270 µg/L).

Specific VOCs were analyzed at a dilution due to the concentration of target compounds exceeding the calibration range of the instrument. The dilution factor and subsequent laboratory reporting limit exceeded the Type 1 RRS for TCE analyzed in the groundwater samples collected at monitoring wells MW-213 and MW-500BR (Table 3-6). Samples that were analyzed at a dilution resulting in a detection limit exceeding the Type 1 RRS have been highlighted in Table 3-6. The laboratory reports indicate the dilution factor for each laboratory sample (Appendix B).

3.2.5.2 Semi-Volatile Organic Compound Results

One or more SVOCs were detected at concentrations exceeding their Type 1 RRS in groundwater samples collected at seven bedrock well locations during the July 2017 sampling event (Figure 3-8, Table 3-6, and Table 3-11). Naphthalene was the primary SVOC detected above Type 1 RRS (20 µg/L) at concentrations ranging from 32 µg/L (MW-509BR) to 5,400 µg/L (MW-213).

Concentrations and specific COI detected in bedrock groundwater samples above Type 1 RRS are similar to those reported in previous events.

3.2.5.3 Inorganic Compound Results

The only Type 1 RRS exceedance of inorganic compounds in bedrock groundwater was for cadmium (Type 1 RRS value of 0.005 mg/L) in monitoring wells MW-500BR (0.0213 mg/L), MW-509BR (0.00542 mg/L) and MW-510BR (0.0056 mg/L).

3.3.4 Quality Assurance, Quality Control, and Data Validation

All field QA/QC data, and at least 10 percent of the VOC, SVOC, and inorganic data presented in the analytical reports, were reviewed by Amec Foster Wheeler's data validation group. Laboratory analytical reports for all samples are provided in Appendix B, and the data validation reports for VOC, SVOC, and inorganic data are included in Appendix D. These data were reviewed in accordance with the USEPA Data Validation Standard Operating Procedures for Contract Laboratory Program Routine Analytical Services (USEPA, 2008/2011).

As shown in Appendix D, Amec Foster Wheeler's data validation group reviewed sample delivery groups 1707M52, 1707M53, 1707M54 and 1707O97. The following items were included in the data validation review:

- Sample integrity
- Reporting limits
- Method blanks
- Laboratory control samples
- Surrogate recoveries
- Matrix spike/matrix spike duplicate (MS/MSD) recoveries and relative percent differences (RPD)
- Laboratory and field duplicate relative percent differences (RPDs)
- Trip, field and/or equipment blanks

Three MS/MSD sample sets were collected and analyzed as part of the laboratory analytical batch QC (MW-320,MW-507BR, and MW-513BR). The data validation review (Appendix D) includes a detailed discussion of sample integrity. The results of the data validation review are summarized below.

One field duplicate pair, (DUP-3-0717/MW-600-0717), had an RPD outside of QC limits for benzene, toluene, acenaphthene, benzo(k)fluoranthene, fluoranthene, and naphthalene. The results for these compounds in this field duplicate pair were qualified as estimated and flagged "J". One field duplicate pair, (DUP-1-0717/ MW-12-0717), had an RPD outside of QC limits for anthracene and pyrene. The anthracene and pyrene results in this field duplicate pair were qualified as estimated and flagged "J".

An MS/MSD was performed on sample MW-320-0717 and the RPD was outside of QC limits for acenaphthylene. The acenaphthylene result in sample MW-320-0717 was considered non-detect with estimated reporting limits and flagged "UJ".

4.0 DATA COMPARISON AND SUMMARY

AGLC performed an empirical evaluation of the groundwater data collected from the beginning of the corrective action groundwater monitoring and evaluation program (2001) through present (July 2017) and compared the most recent data to the historic program dataset to determine if there were any trends toward improvement or degradation of groundwater quality.

Data comparison discussion for COI focus on benzene (the primary VOC contaminant), naphthalene (the primary SVOC contaminant), and TCE (the only chlorinated VOC COI). Results of data queries are presented as historical data summary tables presented in Appendices E-1 through E-3. Graphs reflecting temporal concentration changes of benzene and naphthalene are presented in Appendix F. Graphs were created for wells with historical detections of benzene and naphthalene.

4.1 ALLUVIUM WELLS

Based on the evaluation of dissolved-phase constituents in the alluvium wells during this monitoring period, no discernable groundwater plume exists in the alluvium aquifer (Table 3-7). There was one exceedance of Type 1 RRS in alluvium wells in July 2017 at MW-408S (arsenic at 0.111 mg/L).

4.2 GALLIARD WELLS

Data collected during the July 2017 monitoring event indicate the following:

- Naphthalene and benzene concentrations continue to be below their respective Type 1 RRS in Galliard Formation monitoring wells west of the Third Level Canal and east of King Street with the exception of MW-304 and MW-505D. (Figure 3-6). The benzene concentration reported for MW-304 (770 µg/L), is higher than the 290 µg/L reported in January 2017, the 160 µg/L reported in July 2016, and the 45 µg/L reported in January 2016, but continues to be below the January 2010 concentration (800 µg/L). The naphthalene concentration in MW-304 (150 µg /L) is above the 21 µg /L reported in January 2017, but continues to be below the July 2013 concentration (280 µg/L). The naphthalene concentration in MW-505D (59 µg /L) was higher than in January 2017 (17 µg /L) but below the July 2016 sampling event (78 µg/L), and continues to represent a decrease from the July 2013 concentration (870 µg/L). MW-304 and MW-505D will continue to be evaluated to assess concentrations trends at these locations.
- The extent of benzene and naphthalene concentrations reported to exceed the Type 1 RRS in the Galliard Formation north of the Site appears similar to that seen in recent monitoring events. MW-603 continues to be the northernmost impacted well and was not sampled in July 2017 due to the presence of DNAPL during gauging (Table 3-1). DNAPL was previously reported in MW-603 during the July 2013, January and July 2014, January and July 2015, January and July 2016 and January 2017 sampling events.
- MW-505D is located along the southern edge of the naphthalene plume. Detections of naphthalene at MW-505D were first detected above the Type 1 RRS in July 2012. Note that acenaphthylene was detected above the Type 1 RRS at MW-505D until July 2011, but has been below the Type 1 RRS since that time (and below the detection limit since July 2014). The naphthalene concentration high was reported in July 2013 (870 µg/L). While the naphthalene concentration in MW-505D was higher in July 2017 (59 µg/L) than in the January 2017 sampling event (17 µg/L), the recent overall trend is relatively stable or decreasing.

- Concentrations of benzene and naphthalene remain highest in groundwater samples collected from the northeast corner of the Southern Parcel (MW-12), the western portion of Block E (MW-601) and the city ROW south of Block A (MW-600) (Table 3-3). Groundwater samples collected from the Galliard monitoring wells MW-12, MW-600, and MW-601 had reported concentrations of benzene at 9,300 µg/L (duplicate value), 30,000 J µg/L (duplicate value), and 9,400 µg/L, respectively; and naphthalene concentrations at 7,100 µg/L (duplicate value), 7,200 J µg/L (duplicate value) and 3,400 µg/L, respectively (Figure 3-6). These concentrations are similar to the levels reported in these wells in recent years.
- Groundwater samples collected from MW-21 and MW-401D reported concentrations of TCE above the Type 1 RRS (5 µg/L) at 8.0 µg/L and 11 µg/L (duplicate value), respectively. TCE has previously been detected in these wells and is not an MGP-related COI.

4.3 SAPROLITE WELLS

Five saprolite monitoring wells were sampled during the July 2017 monitoring event. No VOC concentrations exceeding the Type 1 RRS were reported. Benzene was not detected in either the July 2017 or the January 2017 sample results from MW-311, as compared to concentrations of benzene of 44 µg/L in July 2016 and 58 µg/L in January 2016. Concentrations remain well below historic highs at this location (Appendix F).

4.4 TRANSITION ZONE WELLS

Naphthalene, at a concentration of 360 µg/L, was the only COI reported above Type 1 RRS in the one transition zone monitoring well (MW-306TZ) sampled in July 2017. This concentration was higher than that reported in January 2017 (270 µg/L). The July and January 2017 concentrations continue to represent a decline from reported concentrations in July 2005 (910 µg/L) and July 2009 (1,100 µg/L). No other detections of COI were reported above their respective Type 1 RRS, as shown on Table 3-5.

4.5 BEDROCK WELLS

Data collected during the July 2017 monitoring event indicate the following:

- The highest concentration of benzene (7,800 µg/L) was reported at MW-213, located on Block E east of the Northern Parcel. This benzene concentration represents an increase from the January 2017 (7,500 µg/L) and July (7,200 µg/L) and January 2016 (7,400 µg/L) concentrations, and a decrease from the July 2015 concentration (8,400 µg/L). While the January 2015 benzene concentration (8,900 µg/L) represented a noticeable increase in concentration, the concentrations of benzene reported in July 2015, January and July 2016 and January and July 2017 at MW-213 have all been below the January 2015 value. The second-highest concentration of benzene (6,500 µg/L) was reported at MW-500BR, located south of the Northern Parcel on the southern side of the canal. While this concentration is an increase from the January 2017 value (5,600 µg/L), it continues to represent a decrease from the January 2016 concentration of 9,300 µg/L. The benzene concentration trend appears to be generally decreasing at this location since the benzene concentration high was reported in July 2012 (14,000 µg/L). (Appendix F).
- Groundwater samples collected from MW-319 and MW-320 continue to delineate Type 1 RRS exceedances in bedrock groundwater to the northeast. No COI were detected above Type 1 RRS in groundwater samples collected from MW-319 and MW-320.

- Groundwater concentrations detected in bedrock well MW-315 delineate Type 1 RRS exceedances to the northwest. The groundwater sample collected from bedrock well MW-507BR delineates the extent of naphthalene impacts in bedrock to the south-southwest in Block J, while the groundwater sample from bedrock well MW-508BR delineates the extent of naphthalene in bedrock to the southeast. Benzene and naphthalene were not detected in MW-507BR, MW-508BR, or MW-315 during the July 2017 sampling event (Appendix E-2).
- The naphthalene and benzene concentrations trends for the bedrock wells exhibit substantial decreases since operation of the bedrock groundwater extraction and treatment system ended in December 2014 (at MW-308BR) and June 2015 (MW-307BR). These decreases can be observed on the concentration trend graphs shown in Appendix F for bedrock wells MW-213, MW-308BR, MW-500BR and MW-509BR, which were located in proximity to the extraction system..

5.0 PERFORMANCE AND OPERATIONS OF BEDROCK GROUNDWATER EXTRACTION SYSTEM

Bedrock monitoring wells MW-307BR and MW-308BR were converted to groundwater extraction wells in 2006. The groundwater extraction and treatment system continuously operated since start up on November 30, 2006 with the exception of temporary shutdowns due to routine maintenance activities, until June of 2015, as described below. MW-307BR and MW-308BR continued to be sampled through the extraction system as part of semiannual monitoring, but were no longer gauged. The groundwater pump and treatment system was turned off for a carbon changeout December 29, 2014. During restart of the system on January 30, 2015, the groundwater pump in MW-308BR was found to be damaged. The system then was operated with the use of MW-307BR only until MW-307BR ceased pumping in June 2015 due to mechanical issues. MW-307BR was abandoned in August-September 2015, as described previously. Thus, the treatment system has not operated since June 2015. MW-308BR was sampled by use of a peristaltic pump during the July 2017 sampling event as the pump in the recovery well was not operational during the sampling event. The results are summarized in the previous sections (Sections 3.0 and 4.0). As shown in the concentration trend graph provided in Appendix F, the naphthalene and benzene concentrations reported at MW-308BR have decreased substantially since extraction from that well ended in December 2014.

As described in the 18th CAER (Amec Foster Wheeler, 2015c), MW-308BR is not currently operating in the interim leading up to remediation, and mass reduction calculations will be suspended during this interim period and during implementation of remediation. Graphs showing the trends of the mass removal up to the point when extraction ended are provided in Appendix G.

As stated in the VRP 1st Semiannual Status Report (Amec Foster Wheeler, 2015b), groundwater will continue to be sampled semiannually consistent with the current program until construction is initiated. A modified program with a subset of existing bedrock wells may be sampled during ISS implementation to continue to evaluate groundwater quality in the bedrock aquifer.

6.0 CONCLUSIONS

The following conclusions are derived from the data and analyses presented in this report:

Alluvium

- There was only one exceedance of COI in alluvium monitoring wells sampled in July 2017. Arsenic was reported in July 2017 at MW-408S at a concentration of 0.111 milligrams per liter (mg/L), above the Type 1 RRS of 0.05 mg/L. The benzene exceedance detected in MW-501S in January 2015 appears to be anomalous and has not been detected since.

Galliard Formation

- Select organic COI concentrations exceeded Type 1 RRS in eight wells in the Galliard Formation (MW-12, MW-21, MW-205, MW-304, MW-401D, MW-505D, MW-600 and, MW-601). The sole RRS exceedance in MW-21 (located approximately 1300 feet east of the Northern Parcel) was TCE, which is not an MGP-related constituent.
- Cadmium (MW-401D) was the only inorganic COI to exceed Type 1 RRS in Galliard groundwater samples during the July 2017 sampling event.
- DNAPL was observed in two wells (MW-502D and MW-603), located within the Galliard groundwater plume during the July 2017 sampling event, and these wells were not sampled.

Saprolite

- There were no organic COI concentrations exceeding Type 1 RRS reported in groundwater samples collected from wells installed in the saprolite unit. Benzene and naphthalene concentrations remain well below historic highs in MW-311 (Appendix F).
- Nickel in MW-306SAP and MW-310SAP and cadmium in MW-214, MW-311 and MW-401SAP were reported in excess of the Type 1 RRS. No other inorganic COI exceeded RRS in July 2017 in wells installed in the saprolite unit.

Transition Zone

- The groundwater sample collected from MW-306TZ in July 2017 had a reported exceedance of the Type 1 RRS for naphthalene only. There were no other transition zone wells sampled during this event.

Bedrock

- Benzene was the only VOC that exceeded Type 1 RRS in the following bedrock wells: MW-308BR, MW-318, MW-503BR, MW-504BR, MW-509BR, MW-510BR and MW-511BR. Benzene, ethylbenzene and methylene chloride in MW-213 and benzene and methylene chloride in MW-500BR exceeded Type 1 RRS.
- One or more SVOCs were detected in seven bedrock monitoring wells in excess of the Type 1 RRS, as shown on Table 3-11.
- Cadmium exceeded Type 1 RRS in wells MW-500BR, MW-509BR and MW-510BR. There were no other inorganic COI exceedances in bedrock monitoring wells during the July 2017 sampling event.
- The bedrock extraction system is not currently operating in the interim leading up to remediation that is tentatively scheduled to begin in Third Quarter 2017. As stated in the Voluntary Remediation Program 1st Semiannual Status Report (Amec Foster

Wheeler, 2015a), groundwater will continue to be sampled semiannually consistent with the current program until construction is initiated. A modified program with a subset of existing bedrock wells may be sampled during ISS implementation to continue to evaluate groundwater quality.

- The naphthalene and benzene concentrations trends for the bedrock wells exhibit substantial decreases since operation of the bedrock groundwater extraction and treatment system ended in December 2014 (at MW-308BR) and June 2015 (MW-307BR). These decreases can be observed on the concentration trend graphs shown in Appendix F for bedrock wells MW-213, MW-308BR, MW-500BR and MW-509BR, which were located in proximity to the extraction system..
- As stated in the 17th CAER, AGLC has discontinued MNA sampling until the corrective actions performed under the VRP have been completed.
- Observations from the Continuing Action Monitoring Plan inspection have been documented in Appendix H.

The next semiannual groundwater monitoring event will be performed in January 2018 and the 23rd Semiannual CAER will be submitted as an appendix to the Seventh Semiannual VRP Status Report to be submitted by June 1, 2018.

7.0 REFERENCES

AECOM, 2009. *Bedrock Groundwater Investigation Report, Former Manufactured Gas Plant Site, Augusta, Georgia*. Prepared by AECOM, February 19, 2009.

Amec Foster Wheeler, 2015a. *Voluntary Remediation Program 2nd Semiannual Status Report, Former Manufactured Gas Plant Site, Augusta, Georgia*. Prepared by Amec Foster Wheeler Environment and Infrastructure, Inc., December 1, 2015.

Amec Foster Wheeler, 2015b. *Voluntary Remediation Program 1st Semiannual Status Report, Former Manufactured Gas Plant Site, Augusta, Georgia*. Prepared by Amec Foster Wheeler Environment and Infrastructure, Inc., May 29, 2015.

Amec Foster Wheeler, 2015c. *18th Semi-Annual Corrective Action Effectiveness Report, Former Manufactured Gas Plant Site, Augusta, Georgia.* Prepared by Amec Foster Wheeler Environment and Infrastructure, Inc., November 27, 2015.

Amec Foster Wheeler, 2016a. *Voluntary Remediation Program 3rd Semiannual Status Report, Former Manufactured Gas Plant Site, Augusta, Georgia*. Prepared by Amec Foster Wheeler Environment and Infrastructure, Inc., June 1, 2016.

Amec Foster Wheeler, 2016b. *Voluntary Remediation Program 4th Semiannual Status Report, Former Manufactured Gas Plant Site, Augusta, Georgia*. Prepared by Amec Foster Wheeler Environment and Infrastructure, Inc., December 1, 2016.

Amec Foster Wheeler, 2017a. *Voluntary Remediation Program 6th Semiannual Status Report, Former Manufactured Gas Plant Site, Augusta, Georgia*. Prepared by Amec Foster Wheeler Environment and Infrastructure, Inc., December 1, 2017.

ECM, 2011. *Data-Gap Investigation and Monitoring Well Installation/Decommissioning Report, Former Manufactured Gas Plant Site, Augusta, Georgia*. Prepared by Environmental Cost Management, Inc., February 14, 2011.

ECM, 2012. *Site Conceptual Model Addendum, Former Manufactured Gas Plant Site, Augusta, Georgia*. Prepared by Environmental Cost Management, Inc., February 2012.

ECM, 2012a. *Ground Water Flow and Transport, Former Manufactured Gas Plant Site, Augusta, Georgia.* Prepared by Environmental Cost Management, Inc., June 5, 2012.

ECM, 2012b. *Feasibility Study, Former Manufactured Gas Plant Site, Augusta, Georgia.* Prepared by Environmental Cost Management, Inc., December 13, 2012.

EPD, 2000. Hazardous Waste Consent Order, Order No. EPD HW 1390. Prepared by the Georgia Department of Natural Resources, Environmental Protection Division, July 11, 2000.

Fetter, C.W., 2001. *Applied hydrogeology (Fourth edition)*: Prentice-Hall, Inc., Upper Saddle River, New Jersey, 598 p.

Johnson, A.I., 1967. *Specific yield-compilation of specific yields for various materials*: U.S. Geological Survey Water-Supply Paper 1662-D, 74 p.

LAW, 2002. *Basis of Design Workplan, Former Manufactured Gas Plant Site, Augusta, Georgia.* Prepared by LAW Environmental, December 9, 2002.

MACTEC, 2005. *Northern Parcel Corrective Action Closure Report, Former Manufactured Gas Plant Site, Augusta, Georgia*. Prepared by MACTEC, August 9, 2005.

MACTEC, 2009. *Corrective Action Closure Report and Compliance Status Report On-site and Off-site Parcels Operable Units 1 and 2, Former Manufactured Gas Plant Site, Augusta, Georgia.* Prepared by MACTEC, January 16, 2009.

MACTEC, 2009. *Corrective Action Closure Report and Compliance Status Report Third Level Canal Operable Unit 3, Former Manufactured Gas Plant Site, Augusta, Georgia.* Prepared by MACTEC, January 16, 2009.

META, 2012. *Environmental Forensic Report.* Prepared by META Environmental, Inc., November 27, 2012.

ThermoRetec, 2001. *Corrective Action Plan, Former Manufactured Gas Plant Site, Augusta, Georgia.* Prepared by ThermoRetec Consulting Corporation, November 2001.

USEPA, 2008/2011. *Data Validation Standard Operating Procedures for Contract Laboratory Program Routine Analytical Services.* Prepared by the Region 4, United States Environmental Protection Agency, Science and Ecosystem Support Division, August 2008 (organic), September 2011(inorganic).

USEPA, 2017. *Operating Procedure, Groundwater Sampling.* Prepared by the Region 4, United States Environmental Protection Agency, Science and Ecosystem Support Division, April 2017.

TABLES

Table 2-1
Monitoring Well Network Summary
Atlanta Gas Light Company
Former Manufactured Gas Plant Site
Augusta, Georgia

Well ID	Hydrogeologic Unit	Well Monitoring Status	Location
Alluvium Monitoring Wells			
MW-05*	Alluvium	Gauge and Sample	On-site
MW-17		Gauge Only	On-site
MW-306S		Gauge Only	Off-site
MW-401S		Abandoned Oct. 2017	Off-site
MW-402S		Gauge and Sample	On-site
MW-408S		Gauge and Sample	Off-site
MW-501S		Gauge and Sample	Off-site
Galliard Formation Monitoring Wells			
MW-12	Galliard	Gauge and Sample	On-site
MW-19		Gauge and Sample	On-site
MW-21		Gauge and Sample	Off-site
MW-22		Gauge and Sample	Off-site
MW-24	Upper Galliard	Gauge Only	Off-site
MW-25		Gauge Only	Off-site
MW-202DR	Galliard	Abandoned Oct. 2017	On-site
MW-203	Middle Galliard	Gauge and Sample	On-site
MW-205	Galliard	Abandoned Oct. 2017	On-site
MW-206		Gauge and Sample	Off-site
MW-207		Gauge and Sample	On-site
MW-303		Gauge and Sample	Off-site
MW-304		Gauge and Sample	Off-site
MW-306D		Gauge and Sample	Off-site
MW-307D		Abandoned Aug.-Sep. 2015	Off-site
MW-309D		Gauge Only	Off-site
MW-310D		Gauge Only	On-site
MW-401D		Abandoned Oct. 2017	Off-site
MW-402D		Gauge and Sample	On-site
MW-404DR		Gauge and Sample	Off-site
MW-408DR		Gauge and Sample	Off-site
MW-502D		Abandoned Oct. 2017	On-site
MW-505D		Gauge and Sample	Off-site
MW-600		Abandoned Oct. 2017	Off-site
MW-601		Abandoned Oct. 2017	On-site
MW-602		Gauge and Sample	Off-site
MW-603		Gauge and Sample	Off-site
MW-604		Abandoned Oct. 2017	Off-site
MW-605		Abandoned Oct. 2017	Off-site
MW-606		Abandoned Oct. 2017	Off-site
MW-607		Gauge Only	Off-site

Well ID	Hydrogeologic Unit	Well Monitoring Status	Location
Saprolite Monitoring Wells			
MW-214	Saprolite	Gauge and Sample	Off-site
MW-306SAP		Gauge and Sample	Off-site
MW-307SAP		Abandoned Aug.-Sep. 2015	Off-site
MW-309SAP		Gauge Only	Off-site
MW-310SAP		Gauge and Sample	On-site
MW-311		Gauge and Sample	On-site
MW-317		Gauge Only	
MW-401SAP		Abandoned Oct. 2017	Off-site
MW-603SAP		Abandoned Oct. 2017	Off-site
Transition Zone and Bedrock Monitoring Wells			
MW-213	Bedrock	Abandoned Oct. 2017	On-site
MW-306TZ	Transition Zone	Gauge and Sample	Off-site
MW-306BR	Bedrock	Gauge and Sample	Off-site
MW-307TZ	Transition Zone	Abandoned Aug.-Sep. 2015	Off-site
MW-307BR	Bedrock	Abandoned Aug.-Sep. 2015	Off-site
MW-308BR		Abandoned Oct. 2017	On-site
MW-309TZ		Gauge Only	Off-site
MW-309BR		Gauge and Sample	Off-site
MW-310TZ		Gauge Only	On-site
MW-310BR		Gauge and Sample	On-site
MW-313		Gauge and Sample	Off-site
MW-315		Gauge and Sample	Off-site
MW-316		Abandoned Aug.-Sep. 2015	Off-site
MW-318		Gauge and Sample	Off-site
MW-319		Gauge and Sample	Off-site
MW-320		Gauge and Sample	Off-site
MW-321		Abandoned Aug.-Sep. 2015	Off-site
MW-322		Abandoned Aug.-Sep. 2015	Off-site
MW-323		Abandoned Aug.-Sep. 2015	Off-site
MW-324		Abandoned Aug.-Sep. 2015	Off-site
MW-325		Gauge and Sample	Off-site
MW-500BR		Gauge and Sample	Off-site
MW-503BR		Abandoned Oct. 2017	Off-site
MW-504BR		Abandoned Oct. 2017	Off-site
MW-506BR**		Gauge and Sample	Off-site
MW-507BR		Gauge and Sample	Off-site
MW-508BR		Gauge and Sample	On-site
MW-509BR		Abandoned Oct. 2017	Off-site
MW-510BR		Abandoned Oct. 2017	Off-site
MW-511BR		Abandoned Oct. 2017	Off-site
MW-512BR		Abandoned Oct. 2017	Off-site
MW-513BR		Gauge and Sample	Off-site

Notes:
D - denotes well screened in the Galliard Formation
BR - denotes bedrock well (where used in well name)
TZ - denotes well screened in the Transition Zone in DDSP wells
Except as noted, only those wells that are still considered active (e.g., not destroyed or abandoned) are included in this table
* The MW-05 protective cover was destroyed during the Canal Authority's path improvement along canal; the cover has been repaired
** MW-506BR has been paved over (destroyed) by the City of Augusta sometime between July 2012 and January 2013

Prepared by: ERM
Revision by/date: JMQ 11/15/17
Checked by/date: NJM 11/15/17

Table 2-2
Monitoring Well Construction Summary
Atlanta Gas Light Company
Former Manufactured Gas Plant Site
Augusta, Georgia

Monitoring Well ID	Date Installed	Well Type	Well Materials	Ground Surface Elevation (ft AMSL)	Top of Casing Elevation (ft AMSL)	Screened Interval (ft bgs)
Alluvium Monitoring Wells						
MW-05*	10/19/1985	II	PVC	130.00	132.11	4.2 - 18.6
MW-17	2/2/1992	II	SS	136.60	138.85	12.4 - 16.7
MW-306S	11/6/1998	DDSP	PVC	132.08	131.96	8.5 - 9.5
MW-401S****	8/31/2000	II	PVC	134.44	136.89	10 - 20
MW-402S	8/30/2000	II	PVC	136.88	136.89	9 - 19
MW-408S	10/18/2000	II	PVC	133.65	133.31	10 - 20
MW-501S	1/17/2007	II	PVC	132.98	132.80	7 - 12
Galliard Formation Monitoring Wells						
MW-12	5/15/1986	II	PVC	131.80	131.31	20 - 30
MW-19	2/4/1992	II	SS	138.70	140.37	15.3 - 19.7
MW-21	12/8/1992	II	SS	129.80	128.54	22.3 - 27.9
MW-22	5/4/1994	II	PVC	130.60	129.60	18.3 - 22.3
MW-24	5/6/1994	II	PVC	131.10	130.21	8.3 - 12.3
MW-25	5/6/1994	II	PVC	129.80	128.88	18.9 - 22.9
MW-202DR****	1/24/2007	II	PVC	131.70	131.59	24.5- 29.5
MW-203	11/14/1995	II	PVC	131.70	130.74	22.1 - 26.0
MW-205****	11/22/1995	II	SS	132.20	130.94	23.3 - 28.1
MW-206	11/28/1995	II	PVC	130.90	130.06	23.9 - 27.8
MW-207	10/11/1995	II	PVC	130.40	132.68	20.6 - 24.6
MW-211	10/11/1995	II	PVC	139.60	138.59	20.5 - 24.4
MW-303	11/18/1998	II	PVC	129.63	129.37	25.5 - 30.5
MW-304	11/2/1998	II	PVC	131.63	131.51	31 - 36
MW-306D	11/6/1998	DDSP	PVC	132.08	131.89	24.5 - 25.5
MW-307D***	11/10/1998	DDSP	PVC	130.53	130.45	24.5 - 25.5
MW-309D	11/8/1998	DDSP	PVC	129.97	129.79	27.5 - 28.5
MW-310D	11/3/1998	DDSP	PVC	138.79	138.70	27 - 28
MW-401D****	8/31/2000	II	PVC	134.37	134.38	33 - 36
MW-402D	8/30/2000	II	PVC	136.89	136.95	24.7 - 26.2
MW-404DR	1/30/2007	II	PVC	133.10	133.15	16.5 - 21.5
MW-408D	2/22/2011	II	PVC	133.46	133.02	25 - 30
MW-502D****	1/30/2007	II	PVC	131.20	131.18	20 - 26
MW-505D	1/31/2007	II	PVC	128.87	128.87	23.5 - 28.5
MW-600****	10/19/2010	II	PVC	131.34	131.02	22 - 32
MW-601****	10/20/2010	II	PVC	131.10	130.82	17 - 27
MW-602	10/19/2010	II	PVC	130.55	130.20	22 - 32
MW-603	10/19/2010	II	PVC	130.80	130.65	17 - 27
MW-604****	10/19/2015	II	PVC	135.10	135.65	20 - 30
MW-605****	10/19/2015	II	PVC	134.60	134.36	22 - 32
MW-606****	10/20/2016	II	PVC	136.20	135.86	21 - 31
MW-607	10/21/2016	II	PVC	131.60	131.12	19 - 29

Notes:

ft AMSL - feet above mean sea level
ft bgs - feet below ground surface
II - double casing well
III - triple casing well
PVC - polyvinyl chloride
SS - stainless steel
Only active monitoring wells are included in this table.
DDSP - depth discrete sampling port

* The MW-05 protective cover was destroyed during the Canal Authority's path improvement along canal; the cover has been repaired
** MW-506BR has been paved over (destroyed) by the City of Augusta sometime between July 2012 and January 2013
*** Abandoned August-September 2015
**** Abandoned October 2017

Table 2-2
Monitoring Well Construction Summary
Atlanta Gas Light Company
Former Manufactured Gas Plant Site
Augusta, Georgia

Monitoring Well ID	Date Installed	Well Type	Well Materials	Ground Surface Elevation (ft AMSL)	Top of Casing Elevation (ft AMSL)	Screened Interval (ft bgs)
Saprolite Monitoring Wells						
MW-214	12/7/1995	II	PVC	130.60	129.65	52.6 - 56.6
MW-306SAP	11/6/1998	DDSP	PVC	132.08	131.92	30.5 - 31.5
MW-307SAP***	11/10/1998	DDSP	PVC	130.53	130.48	30.5 - 31.5
MW-309SAP	11/8/1998	DDSP	PVC	129.97	129.82	34.5 - 35.5
MW-310SAP	11/3/1998	DDSP	PVC	138.79	138.72	34 - 35
MW-311	11/20/1998	II	PVC	130.32	130.11	30 - 32
MW-317	9/6/2000	II	PVC	130.90	130.64	31 - 41
MW-401SAP****	8/31/2000	II	PVC	134.23	134.27	38 - 48
MW-603SAP****	7/27/2016	II	PVC	NS	NS	28 - 38
Transition Zone and Bedrock Monitoring Wells						
MW-213****	12/8/1995	III	PVC	131.90	130.92	58.5 - 62.5
MW-306BR	11/23/1998	III	PVC	132.03	131.81	55 - 80
MW-306TZ	11/6/1998	DDSP	PVC	132.08	131.93	58.5 - 59.5
MW-307BR***	11/22/1998	III	PVC	130.75	130.27	48 - 73.25
MW-307TZ***	11/10/1998	DDSP	PVC	130.53	130.48	46.5 - 47.5
MW-308BR****	11/21/1998	III	PVC	131.34	131.08	55.5 - 80.5
MW-309BR	11/24/1998	III	PVC	129.84	129.54	83.75 - 109
MW-309TZ	11/8/1998	DDSP	PVC	129.97	129.76	76.5 - 77.5
MW-310BR	11/25/1998	III	PVC	139.72	139.49	65 - 90
MW-310TZ	11/3/1998	DDSP	PVC	138.79	138.72	73 - 74
MW-313	8/10/2000	III	PVC	129.01	129.02	61 - 86
MW-315	8/10/2000	III	PVC	131.91	131.74	59.5 - 85.5
MW-316***	9/1/2000	III	PVC	130.71	130.51	88 - 119.8
MW-318	9/8/2000	III	PVC	130.94	130.75	62 - 87
MW-319	12/13/2000	III	PVC	133.20	132.98	55 - 80
MW-320	1/6/2001	III	PVC	132.08	131.74	70 - 76
MW-321***	1/19/2001	III	PVC/SS	130.86	130.48	160 - 170.2
MW-322***	12/14/2000	III	PVC	130.69	130.65	49 - 86
MW-323***	12/15/2000	III	PVC	130.65	130.53	70.5 - 95
MW-324***	5/31/2001	III	PVC/SS	130.83	130.98	209 - 215
MW-325	5/22/2001	III	PVC	131.53	131.44	95 - 115
MW-500BR	1/24/2007	III	PVC	132.76	132.66	64 - 79
MW-503BR****	9/5/2008	III	PVC	131.80	131.57	56 - 76
MW-504BR****	9/4/2008	III	PVC	131.10	130.91	60 - 80
MW-506BR**	8/27/2008	III	PVC	139.70	139.23	66 - 81
MW-507BR	8/25/2008	III	PVC	139.10	138.76	106 - 125
MW-508BR	8/25/2008	III	PVC	130.50	133.26	70 - 86
MW-509BR****	9/18/2009	III	PVC	131.10	130.63	56 - 76
MW-510BR****	9/15/2008	III	PVC	131.00	130.76	60 - 80
MW-511BR****	9/9/2008	III	PVC	131.20	130.82	56 - 76
MW-512BR****	8/29/2008	III	PVC	132.00	131.70	64 - 84
MW-513BR	10/20/2010	III	PVC	132.40	132.03	51.5 - 82

Notes:

ft AMSL - feet above mean sea level
ft bgs - feet below ground surface
II - double casing well
III - triple casing well

PVC - polyvinyl chloride
SS - stainless steel
Only exisitng monitoring wells are included in this table.
DDSP - depth discrete sampling port

** MW-506BR has been paved over (destroyed) by the City of Augusta sometime between July 2012 and January 2013
*** Abandoned August-September 2015
**** Abandoned October 2017
NS - Not Surveyed

Prepared by: ERM
Revision by/date: JMQ 11/15/17
Checked by/date: NJM 11/15/17

Table 2-3
Site-Specific Constituents of Interest
Atlanta Gas Light Company
Former Manufactured Gas Plant Site
Augusta, Georgia

Volatile Organic Compounds (VOCs), (SW-846 Method 8260B)		
Acetone	Ethylbenzene	Trichloroethylene
Benzene	Methylene Chloride	Xylenes (total)
Carbon Disulfide	Toluene	
Semivolatile Organic Compounds (SVOCs), (SW-846 Method 8270C)		
Acenaphthene	Benzo(g,h,i)perylene	Indeno(1,2,3-cd)pyrene
Acenaphthylene	Benzo(k)fluoranthene	Naphthalene
Anthracene	Chrysene	Phenanthrene
Benzo(a)anthracene	Dibenzo(a,h)anthracene	Pyrene
Benzo(a)pyrene	Fluoranthene	
Benzo(b)fluoranthene	Fluorene	
Inorganics (SW-846 Methods 6010B, 7470A, 6020, and 9010/9012)		
Antimony	Copper	Thallium
Arsenic	Cyanide	Vanadium
Barium	Lead	Zinc
Beryllium	Mercury	
Cadmium	Nickel	
Chromium	Selenium	

Prepared by/date: JMQ 10/29/15
Checked by/date: SAG 11/24/15

Table 3-1
Depth to Water and Groundwater Elevations
July 24-25, 2017
Atlanta Gas Light Company
Former Manufactured Gas Plant Site
Augusta, Georgia

Monitoring Well ID	Hydrogeologic Unit	Top of Casing (ft AMSL)	Well Casing Total Depth (ft BTOC)	Depth to Water 7/24-25/2017 (ft BTOC)	Groundwater Elevation (ft AMSL)	Thickness of NAPL (ft)
Alluvium Monitoring Wells						
MW-05	Alluvium	132.11	Well Obstruction (1)			--
MW-17	Alluvium	138.85	14.54	11.50	127.35	--
MW-306S	Alluvium	131.96	8.58	8.21	123.75	--
MW-401S	Alluvium	136.89	19.38	10.14	126.75	--
MW-402S	Alluvium	136.89	19.50	12.30	124.59	--
MW-408S	Alluvium	133.31	18.53	7.95	125.36	--
MW-501S	Alluvium	132.80	NM	12.00	120.80	--
Galliard Formation Monitoring Wells						
MW-12	Galliard	131.31	25.93	7.27	124.04	--
MW-19	Galliard	140.37	19.35	12.63	127.74	--
MW-21	Galliard	128.54	28.45	6.73	121.81	--
MW-22	Galliard	129.60	22.90	5.03	124.57	--
MW-24	Galliard	130.21	22.26	6.54	123.67	--
MW-25	Galliard	128.88	23.55	4.93	123.95	--
MW-202DR	Galliard	131.59	29.39	7.31	124.28	--
MW-203	Galliard	130.74	26.77	6.61	124.13	--
MW-205	Galliard	130.94	26.60	6.79	124.15	--
MW-206	Galliard	130.06	28.44	6.02	124.04	--
MW-207	Galliard	132.68	26.03	5.61	127.07	--
MW-303	Galliard	129.37	30.70	5.91	123.46	--
MW-304	Galliard	131.51	36.40	8.30	123.21	--
MW-306D	Galliard	131.89	22.37	7.32	124.57	--
MW-307D	Galliard	130.45	Abandoned August/September 2015			--
MW-309D	Galliard	129.79	NM	6.05	123.74	--
MW-310D	Galliard	138.70	27.45	14.09	124.61	--
MW-401D	Galliard	134.38	36.18	10.14	124.24	--
MW-402D	Galliard	136.95	26.70	12.40	124.55	--
MW-404DR	Galliard	133.15	21.77	7.56	125.59	--
MW-408DR	Galliard	133.02	24.9	7.33	125.69	--
MW-502D	Galliard	131.18	NM	6.06	125.12	0.39'
MW-505D	Galliard	128.87	28.10	4.97	123.90	--
MW-600	Galliard	131.02	30.95	5.63	125.39	
MW-601	Galliard	130.82	27.09	6.56	124.26	--
MW-602	Galliard	130.2	31.91	7.50	122.70	--
MW-603	Galliard	130.65	NM	6.10	124.55	0.55'
MW-604	Galliard	135.65	29.93	10.52	125.13	--
MW-605	Galliard	134.36	31.46	10.17	124.19	--
MW-606	Galliard	135.86	31.03	11.67	124.19	--
MW-607	Galliard	131.12	28.75	6.71	124.41	--

Notes:
ft = Feet
AMSL = above mean sea level
BTOC = below top of casing
NAPL = non-aqueous phase liquid
NM = not measured
(1) = Obstruction encountered in well at a depth of 4.98' BTOC.

Table 3-1
Depth to Water and Groundwater Elevations
July 24-25, 2017
Atlanta Gas Light Company
Former Manufactured Gas Plant Site
Augusta, Georgia

Monitoring Well ID	Hydrogeologic Unit	Top of Casing (ft AMSL)	Well Casing Total Depth (ft BTOC)	Depth to Water 7/24-25/2017 (ft BTOC)	Groundwater Elevation (ft AMSL)	Thickness of NAPL (ft)
Saprolite Monitoring Wells						
MW-214	Saprolite	129.65	57.39	6.12	123.53	--
MW-306SAP	Saprolite	131.92	23.57	7.07	124.85	--
MW-307SAP	Saprolite	130.48	Abandoned August/September 2015			--
MW-309SAP	Saprolite	129.82	NM	6.00	123.82	--
MW-310SAP	Saprolite	138.72	28.46	14.23	124.49	--
MW-311	Saprolite	130.11	32.57	6.30	123.81	--
MW-317	Saprolite	130.64	40.3	8.11	122.53	--
MW-401SAP	Saprolite	134.27	43.07	10.0	124.27	--
MW-603SAP	Saprolite	NA	38.34	6.52	NA	--
Transition Zone and Bedrock Monitoring Wells						
MW-213	Bedrock	130.92	60.58	7.58	123.34	--
MW-306TZ	TransZone	131.93	21.70	7.80	124.13	--
MW-306BR	Bedrock	131.81	79.20	7.75	124.06	--
MW-307TZ	TransZone	130.48	Abandoned August/September 2015			--
MW-308BR	Bedrock	131.08	52.6	3.5	127.58	
MW-309BR	Bedrock	129.54	108.34	6.93	122.61	--
MW-309TZ	TransZone	129.76	NM	6.95	122.81	--
MW-310TZ	TransZone	138.72	32.74	14.41	124.31	--
MW-310BR	Bedrock	139.49	89.3	15.26	124.23	--
MW-313	Bedrock	129.02	85.89	6.25	122.77	--
MW-315	Bedrock	131.74	87.30	7.47	124.27	--
MW-316	Bedrock	130.51	Abandoned August/September 2015			--
MW-318	Bedrock	130.75	87.38	7.15	123.60	--
MW-319	Bedrock	132.98	79.80	8.74	124.24	--
MW-320	Bedrock	131.74	68.40	8.11	123.63	--
MW-321	Bedrock	130.48	Abandoned August/September 2015			--
MW-322	Bedrock	130.65	Abandoned August/September 2015			--
MW-323	Bedrock	130.53	Abandoned August/September 2015			--
MW-324	Bedrock	130.98	Abandoned August/September 2015			--
MW-325	Bedrock	131.44	98.48	9.36	122.08	--
MW-500BR	Bedrock	132.66	54.96	8.54	124.12	--
MW-503BR	Bedrock	131.57	57.13	7.46	124.11	--
MW-504BR	Bedrock	130.91	72.65	6.76	124.15	--
MW-506BR	Bedrock	139.22	Destroyed			--
MW-507BR	Bedrock	138.75	101.2	15.77	122.98	--
MW-508BR	Bedrock	133.25	80.8	9.61	123.64	--
MW-509BR	Bedrock	130.63	61.77	6.60	124.03	--
MW-510BR	Bedrock	130.75	66.07	6.61	124.14	--
MW-511BR	Bedrock	130.82	61.0	6.69	124.13	--
MW-512BR	Bedrock	131.69	62.40	7.56	124.13	--
MW-513BR	Bedrock	132.03	63.70	8.20	123.83	--

Notes:

Groundwater measurements taken 7/24-25/17

ft = Feet

AMSL = above mean sea level

BTOC = below top of casing

NAPL = non aqueous phase liquid

NM = not measured

Prepared by/date: JPM 8/25/17

Checked by/date: MBB 8/25/17

Table 3-2
Groundwater Analytical Results for Alluvium Wells
Atlanta Gas Light Company
Former Manufactured Gas Plant Site

		Location ID:	MW-401S	MW-401S	MW-402S	MW-408S	MW-501S	MW-501S
		Sample Date:	7/27/2017	7/27/2017	7/26/2017	7/26/2017	7/27/2017	7/27/2017
		Sample Type:	Sample	Duplicate	Sample	Sample	Sample	Duplicate
	Type 1 RRS	Units						
Field Parameters:								
Specific Conductance	--	mS/cm	0.499	0.499	0.439	0.95	0.424	0.424
Dissolved Oxygen	--	mg/L	0.87	0.87	1.74	0.08	0.15	0.15
Oxidation Reduction Potential	--	mV	162	162	69.3	-107.3	-62.5	-62.5
pH	--	pH units	5.75	5.75	6.09	6.65	6.54	6.54
Temperature	--	deg C	23.4	23.4	25.87	25.42	25.94	25.94
Turbidity	--	NTU	2.77	2.77	8.11	6.97	1.45	1.45
VOCs:								
Acetone	4000	ug/L	< 50	< 50	< 50	< 50	< 50	< 50
Benzene	5.0	ug/L	< 5.0	< 5.0	< 5.0	< 5.0	< 5.0	< 5.0
Carbon disulfide	4000	ug/L	< 5.0	< 5.0	< 5.0	< 5.0	< 5.0	< 5.0
Ethylbenzene	700	ug/L	< 5.0	< 5.0	< 5.0	< 5.0	< 5.0	< 5.0
Methylene chloride (Dichloromethane)	5.0	ug/L	< 5.0	< 5.0	< 5.0	< 5.0	< 5.0	< 5.0
Toluene	1000	ug/L	< 5.0	< 5.0	< 5.0	< 5.0	< 5.0	< 5.0
Trichloroethene (TCE)	5.0	ug/L	< 5.0	< 5.0	< 5.0	< 5.0	< 5.0	< 5.0
Xylenes, Total	10000	ug/L	< 5.0	< 5.0	< 5.0	< 5.0	< 5.0	< 5.0
SVOCs:								
Acenaphthene	2000	ug/L	< 0.5	< 0.5	< 0.5	< 0.5	< 0.5	< 0.5
Acenaphthylene	10	ug/L	< 1.0	< 1.0	< 1.0	< 1.0	< 1.0	< 1.0
Anthracene	10	ug/L	< 0.05	< 0.05	< 0.05	< 0.05	< 0.05	< 0.05
Benzo(a)anthracene	0.1	ug/L	< 0.05	< 0.05	< 0.05	< 0.05	< 0.05	< 0.05
Benzo(a)pyrene	0.2	ug/L	< 0.05	< 0.05	< 0.05	< 0.05	< 0.05	< 0.05
Benzo(b)fluoranthene	0.2	ug/L	< 0.1	< 0.1	< 0.1	< 0.1	< 0.1	< 0.1
Benzo(g,h,i)perylene	10	ug/L	< 0.1	< 0.1	< 0.1	< 0.1	< 0.1	< 0.1
Benzo(k)fluoranthene	10	ug/L	< 0.05	< 0.05	< 0.05	< 0.05	< 0.05	< 0.05
Chrysene	0.2	ug/L	< 0.05	< 0.05	< 0.05	< 0.05	< 0.05	< 0.05
Dibenzo(a,h)anthracene	0.3	ug/L	< 0.1	< 0.1	< 0.1	< 0.1	< 0.1	< 0.1
Fluoranthene	1000	ug/L	< 0.1	< 0.1	< 0.1	< 0.1	< 0.1	< 0.1
Fluorene	1000	ug/L	< 0.1	< 0.1	< 0.1	< 0.1	< 0.1	< 0.1
Indeno(1,2,3-cd)pyrene	0.4	ug/L	< 0.05	< 0.05	< 0.05	< 0.05	< 0.05	< 0.05
Naphthalene	20	ug/L	< 0.5	< 0.5	< 0.5	< 0.5	< 0.5	< 0.5
Phenanthrene	10	ug/L	< 0.05	< 0.05	< 0.05	< 0.05	< 0.05	< 0.05
Pyrene	1000	ug/L	< 0.05	< 0.05	< 0.05	< 0.05	< 0.05	< 0.05
Inorganics:								
Antimony	0.006	mg/L	< 0.006	< 0.006	< 0.006	< 0.006	< 0.006	< 0.006
Arsenic	0.05	mg/L	< 0.05	< 0.05	< 0.05	**0.111**	< 0.05	< 0.05
Barium	2.0	mg/L	**0.104**	**0.106**	**0.0526**	**0.311**	**0.0796**	**0.0804**
Beryllium	0.004	mg/L	< 0.004	< 0.004	< 0.004	< 0.004	< 0.004	< 0.004
Cadmium	0.005	mg/L	< 0.005	< 0.005	< 0.005	< 0.005	< 0.005	< 0.005
Chromium	0.1	mg/L	< 0.01	< 0.01	< 0.01	< 0.01	< 0.01	< 0.01
Copper	1.3	mg/L	< 0.01	< 0.01	< 0.01	< 0.01	< 0.01	< 0.01
Cyanide	0.2	mg/L	< 0.01	< 0.01	< 0.01	< 0.01	< 0.01	< 0.01
Lead	0.015	mg/L	< 0.01	< 0.01	< 0.01	< 0.01	< 0.01	< 0.01
Mercury	0.002	mg/L	< 0.0002	< 0.0002	< 0.0002	< 0.0002	< 0.0002	< 0.0002
Nickel	0.1	mg/L	< 0.02	< 0.02	< 0.02	< 0.02	< 0.02	< 0.02
Selenium	0.05	mg/L	< 0.02	< 0.02	< 0.02	< 0.02	< 0.02	< 0.02
Thallium	0.002	mg/L	< 0.002	< 0.002	< 0.002	< 0.002	< 0.002	< 0.002
Vanadium	0.2	mg/L	< 0.01	< 0.01	< 0.01	< 0.01	< 0.01	< 0.01
Zinc	2.0	mg/L	< 0.02	< 0.02	< 0.02	< 0.02	< 0.02	< 0.02

Notes:
RRS = Risk Reduction Standard
ug/L = micrograms per liter
mg/L = milligrams per liter
-- = RRS not applicable for this analyte

Prepared by/date: RJB 8/24/17
Checked by/date: RMB 8/25/17

Data Qualifier Defintions:
< = Not detected at or above the reported detection limit
BOLD = Exceeds the laboratory detection limit
Analyte concentration exceeds the Type 1 RRS

Table 3-3
Groundwater Analytical Results for Galliard Formation Wells
Atlanta Gas Light Company
Former Manufactured Gas Plant Site

		Location ID:	MW-12	MW-12	MW-19	MW-202DR	MW-203	MW-205	MW-206	MW-207	MW-21	MW-22	MW-303	MW-304	MW-306D	MW-401D	MW-401D	MW-402D	MW-404DR	MW-408DR	MW-505D	MW-600
		Sample Date:	7/25/2017	7/25/2017	7/26/2017	7/26/2017	7/26/2017	7/26/2017	7/25/2017	7/25/2017	7/27/2017	7/26/2017	7/25/2017	7/25/2017	7/25/2017	7/27/2017	7/27/2017	7/26/2017	7/27/2017	7/26/2017	7/25/2017	7/26/2017
		Sample Type:	Sample	Duplicate	Sample	Sample	Sample	Sample	Sample	Sample	Sample	Sample	Sample	Sample	Sample	Sample	Duplicate	Sample	Sample	Sample	Sample	Sample
	Type 1 RRS	Units																				
Field Parameters:																						
Specific Conductance	--	mS/cm	0.25	0.25	0.504	0.535	0.445	0.617	0.593	0.508	0.706	0.244	0.457	0.329	0.902	0.348	0.348	0.657	0.768	0.689	0.53	0.497
Dissolved Oxygen	--	mg/L	0.2	0.2	0.52	0.15	0.15	0.08	0.19	0.26	0.14	0.41	0.17	0.15	0.24	0.29	0.29	0.12	0.73	0.19	0.19	0.28
Oxidation Reduction Potential	--	mV	-59.6	-59.6	26.4	101.3	93.6	-59.6	-38.2	-13.1	130.2	133	3.7	77.5	24.2	116.5	116.5	44.7	66.6	-34.9	-5.2	-23
pH	--	pH units	6.12	6.12	6.18	6.07	6.17	6.0	6.95	6.15	6.3	6.27	5.89	6.21	6.07	6.15	6.15	6.09	6.02	6.07	5.71	6.07
Temperature	--	deg C	24.05	24.05	22.87	21.14	21.41	24.31	22.62	24.76	25.45	23.86	23.37	19.67	22.28	23.42	23.42	22.8	22.51	24.52	20.89	27.88
Turbidity	--	NTU	1.15	1.15	12.8	1.0	1.76	5.32	1.32	2.67	2.72	2.53	1.55	3.27	0.39	1.41	1.41	10.3	1.86	34	2.7	9.58
VOCs:																						
Acetone	4000	ug/L	< 5000	< 5000	< 50	< 50	< 50	< 50	< 50	< 50	< 50	< 50	< 50	< 50	< 50	< 50	< 50	< 50	< 50	< 50	< 50	< 25000
Benzene	5.0	ug/L	**8700**	**9300**	< 5.0	< 5.0	< 5.0	**390**	< 5.0	< 5.0	< 5.0	< 5.0	< 5.0	**770**	< 5.0	< 5.0	< 5.0	< 5.0	< 5.0	< 5.0	< 5.0	**20000 J**
Carbon disulfide	4000	ug/L	< 500	< 500	< 5.0	< 5.0	< 5.0	< 5.0	< 5.0	< 5.0	< 5.0	< 5.0	< 5.0	< 5.0	< 5.0	< 5.0	< 5.0	< 5.0	< 5.0	< 5.0	< 5.0	< 2500
Ethylbenzene	700	ug/L	**2200**	**2300**	< 5.0	< 5.0	< 5.0	**130**	< 5.0	< 5.0	< 5.0	< 5.0	< 5.0	< 5.0	< 5.0	< 5.0	< 5.0	< 5.0	< 5.0	< 5.0	< 5.0	< 2500
Methylene chloride (Dichloromethane)	5.0	ug/L	< 500	< 500	< 5.0	< 5.0	< 5.0	< 5.0	< 5.0	< 5.0	< 5.0	< 5.0	< 5.0	< 5.0	< 5.0	< 5.0	< 5.0	< 5.0	< 5.0	< 5.0	< 5.0	< 2500
Toluene	1000	ug/L	**1400**	**1600**	< 5.0	< 5.0	< 5.0	**35**	< 5.0	< 5.0	< 5.0	< 5.0	< 5.0	< 5.0	< 5.0	< 5.0	< 5.0	< 5.0	< 5.0	< 5.0	< 5.0	**8400 J**
Trichloroethene (TCE)	5.0	ug/L	< 500	< 500	< 5.0	< 5.0	< 5.0	< 5.0	< 5.0	< 5.0	**8.0**	< 5.0	< 5.0	< 5.0	< 5.0	**10**	**11**	< 5.0	< 5.0	< 5.0	< 5.0	< 2500
Xylenes, Total	10000	ug/L	**1700**	**1900**	< 5.0	< 5.0	< 5.0	**93**	< 5.0	< 5.0	< 5.0	< 5.0	< 5.0	**16**	< 5.0	< 5.0	< 5.0	< 5.0	< 5.0	< 5.0	< 5.0	< 2500
SVOCs:																						
Acenaphthene	2000	ug/L	**130**	**120**	< 0.5	< 0.5	< 0.5	< 50	< 0.5	< 0.5	< 0.5	< 0.5	**0.54**	**15**	< 0.5	< 0.5	< 0.5	< 0.5	< 0.5	**37**	**16**	**12 J**
Acenaphthylene	10	ug/L	**6.1**	**5.1**	< 1.0	< 1.0	< 1.0	**7.5**	< 1.0	< 1.0	< 1.0	< 1.0	< 1.0	< 1.0	< 1.0	< 1.0	< 1.0	< 1.0	< 1.0	< 1.0	< 1.0	**90**
Anthracene	10	ug/L	**1.7 J**	**2.4 J**	**0.063**	**0.096**	< 0.05	**3.0**	< 0.05	< 0.05	< 0.05	< 0.05	**0.16**	**0.16**	< 0.05	< 0.05	< 0.05	< 0.05	< 0.05	**0.94**	**0.22**	**3.5**
Benzo(a)anthracene	0.1	ug/L	< 0.05	< 0.05	< 0.05	< 0.05	< 0.05	**0.88**	< 0.05	< 0.05	< 0.05	< 0.05	< 0.05	< 0.05	< 0.05	< 0.05	< 0.05	< 0.05	< 0.05	< 0.05	< 0.05	**0.57**
Benzo(a)pyrene	0.2	ug/L	< 0.05	< 0.05	< 0.05	< 0.05	< 0.05	**0.28**	< 0.05	< 0.05	< 0.05	< 0.05	< 0.05	< 0.05	< 0.05	< 0.05	< 0.05	< 0.05	< 0.05	< 0.05	< 0.05	**0.39**
Benzo(b)fluoranthene	0.2	ug/L	< 0.1	< 0.1	< 0.1	< 0.1	< 0.1	**0.32**	< 0.1	< 0.1	< 0.1	< 0.1	< 0.1	< 0.1	< 0.1	< 0.1	< 0.1	< 0.1	< 0.1	< 0.1	< 0.1	**0.38**
Benzo(g,h,i)perylene	10	ug/L	< 0.1	< 0.1	< 0.1	< 0.1	< 0.1	**0.14**	< 0.1	< 0.1	< 0.1	< 0.1	< 0.1	< 0.1	< 0.1	< 0.1	< 0.1	< 0.1	< 0.1	< 0.1	< 0.1	**0.17**
Benzo(k)fluoranthene	10	ug/L	< 0.05	< 0.05	< 0.05	< 0.05	< 0.05	**0.11**	< 0.05	< 0.05	< 0.05	< 0.05	< 0.05	< 0.05	< 0.05	< 0.05	< 0.05	< 0.05	< 0.05	< 0.05	< 0.05	**0.12 J**
Chrysene	0.2	ug/L	< 0.05	< 0.05	< 0.05	< 0.05	< 0.05	**0.59**	< 0.05	< 0.05	< 0.05	< 0.05	< 0.05	< 0.05	< 0.05	< 0.05	< 0.05	< 0.05	< 0.05	< 0.05	< 0.05	**0.36**
Dibenzo(a,h)anthracene	0.3	ug/L	< 0.1	< 0.1	< 0.1	< 0.1	< 0.1	< 0.1	< 0.1	< 0.1	< 0.1	< 0.1	< 0.1	< 0.1	< 0.1	< 0.1	< 0.1	< 0.1	< 0.1	< 0.1	< 0.1	< 0.1
Fluoranthene	1000	ug/L	**0.3**	**0.39**	< 0.1	< 0.1	< 0.1	**4.4**	< 0.1	< 0.1	< 0.1	< 0.1	**0.16**	**0.19**	< 0.1	< 0.1	< 0.1	< 0.1	< 0.1	**0.3**	**0.41**	**1.8**
Fluorene	1000	ug/L	**24**	**23**	< 0.1	< 0.1	< 0.1	**14**	< 0.1	< 0.1	< 0.1	< 0.1	**0.28**	**1.8**	< 0.1	< 0.1	< 0.1	< 0.1	< 0.1	**1.5**	**2.2**	**14 J**
Indeno(1,2,3-cd)pyrene	0.4	ug/L	< 0.05	< 0.05	< 0.05	< 0.05	< 0.05	**0.11**	< 0.05	< 0.05	< 0.05	< 0.05	< 0.05	< 0.05	< 0.05	< 0.05	< 0.05	< 0.05	< 0.05	< 0.05	< 0.05	**0.13**
Naphthalene	20	ug/L	**6300**	**7100**	< 0.5	< 0.5	< 0.5	**400**	< 0.5	< 0.5	< 0.5	< 0.5	< 0.5	**150**	< 0.5	< 0.5	< 0.5	< 0.5	< 0.5	**0.76**	**59**	**4500 J**
Phenanthrene	10	ug/L	**15**	**19**	< 0.05	< 0.05	< 0.05	**26**	< 0.05	< 0.05	< 0.05	< 0.05	< 0.05	**0.95**	< 0.05	< 0.05	< 0.05	< 0.05	< 0.05	**7.1**	**1.4**	**13**
Pyrene	1000	ug/L	**0.31 J**	**0.42 J**	< 0.05	< 0.05	< 0.05	**5.5**	< 0.05	< 0.05	< 0.05	< 0.05	**0.44**	**0.24**	**0.054**	< 0.05	< 0.05	< 0.05	< 0.05	**0.24**	**0.65**	**2.3**
Inorganics:																						
Antimony	0.006	mg/L	< 0.006	< 0.006	< 0.006	< 0.006	< 0.006	< 0.006	< 0.006	< 0.006	< 0.006	< 0.006	< 0.006	< 0.006	< 0.006	< 0.006	< 0.006	< 0.006	< 0.006	< 0.006	< 0.006	< 0.006
Arsenic	0.05	mg/L	< 0.05	< 0.05	< 0.05	< 0.05	< 0.05	< 0.05	< 0.05	< 0.05	< 0.05	< 0.05	< 0.05	< 0.05	< 0.05	< 0.05	< 0.05	< 0.05	< 0.05	< 0.05	< 0.05	< 0.05
Barium	2.0	mg/L	**0.195**	**0.196**	**0.092**	**0.0761**	**0.0528**	**0.0128**	**0.337**	**0.259**	**0.0944**	**0.0337**	**0.083**	**0.362**	**0.471**	**0.0728**	**0.0725**	**0.0882**	**0.147**	**0.553**	**0.446**	**0.236**
Beryllium	0.004	mg/L	< 0.004	< 0.004	< 0.004	< 0.004	< 0.004	< 0.004	< 0.004	< 0.004	< 0.004	< 0.004	< 0.004	< 0.004	< 0.004	< 0.004	< 0.004	< 0.004	< 0.004	< 0.004	< 0.004	< 0.004
Cadmium	0.005	mg/L	< 0.005	< 0.005	< 0.005	< 0.005	< 0.005	< 0.005	< 0.005	< 0.005	< 0.005	< 0.005	< 0.005	< 0.005	< 0.005	**0.0162**	**0.0174**	< 0.005	< 0.005	< 0.005	< 0.005	< 0.005
Chromium	0.1	mg/L	< 0.01	< 0.01	**0.0167**	< 0.01	< 0.01	< 0.01	< 0.01	< 0.01	< 0.01	< 0.01	< 0.01	< 0.01	< 0.01	< 0.01	< 0.01	< 0.01	< 0.01	< 0.01	< 0.01	< 0.01
Copper	1.3	mg/L	< 0.01	< 0.01	< 0.01	< 0.01	< 0.01	< 0.01	< 0.01	< 0.01	< 0.01	< 0.01	< 0.01	< 0.01	< 0.01	< 0.01	< 0.01	< 0.01	< 0.01	< 0.01	< 0.01	**0.0158**
Cyanide	0.2	mg/L	< 0.01	**0.017**	< 0.01	< 0.01	< 0.01	< 0.01	< 0.01	**0.029**	< 0.01	< 0.01	< 0.01	< 0.01	< 0.01	< 0.01	< 0.01	< 0.01	< 0.01	< 0.01	< 0.01	< 0.01
Lead	0.015	mg/L	< 0.01	< 0.01	< 0.01	< 0.01	< 0.01	< 0.01	< 0.01	< 0.01	< 0.01	< 0.01	< 0.01	< 0.01	< 0.01	< 0.01	< 0.01	< 0.01	< 0.01	< 0.01	< 0.01	< 0.01
Mercury	0.002	mg/L	< 0.0002	< 0.0002	< 0.0002	< 0.0002	< 0.0002	< 0.0002	< 0.0002	< 0.0002	< 0.0002	< 0.0002	< 0.0002	< 0.0002	< 0.0002	< 0.0002	< 0.0002	< 0.0002	< 0.0002	< 0.0002	< 0.0002	< 0.0002
Nickel	0.1	mg/L	< 0.02	< 0.02	**0.0341**	< 0.02	< 0.02	< 0.02	< 0.02	< 0.02	< 0.02	< 0.02	< 0.02	< 0.02	< 0.02	< 0.02	< 0.02	< 0.02	< 0.02	< 0.02	< 0.02	< 0.02
Selenium	0.05	mg/L	< 0.02	< 0.02	< 0.02	< 0.02	< 0.02	< 0.02	< 0.02	< 0.02	< 0.02	< 0.02	< 0.02	< 0.02	< 0.02	< 0.02	< 0.02	< 0.02	< 0.02	< 0.02	< 0.02	< 0.02
Thallium	0.002	mg/L	< 0.002	< 0.002	< 0.002	< 0.002	< 0.002	< 0.002	< 0.002	< 0.002	< 0.002	< 0.002	< 0.002	< 0.002	< 0.002	< 0.002	< 0.002	< 0.002	< 0.002	< 0.002	< 0.002	< 0.002
Vanadium	0.2	mg/L	< 0.01	< 0.01	< 0.01	< 0.01	**0.015**	< 0.01	< 0.01	< 0.01	< 0.01	< 0.01	< 0.01	< 0.01	< 0.01	< 0.01	< 0.01	< 0.01	< 0.01	< 0.01	< 0.01	< 0.01
Zinc	2.0	mg/L	< 0.02	< 0.02	**0.0764**	< 0.02	< 0.02	< 0.02	< 0.02	< 0.02	< 0.02	< 0.02	< 0.02	< 0.02	< 0.02	< 0.02	< 0.02	< 0.02	< 0.02	< 0.02	< 0.02	**0.0951**

Notes:
RRS = Risk Reduction Standard
ug/L = micrograms per liter
mg/L = milligrams per liter
-- = RRS not applicable for this analyte

Data Qualifier Defintions:
< = Not detected at or above the reported detection limit
J = Detected, estimated due to QC criteria
BOLD = Exceeds the laboratory detection limit
Analyte concentration exceeds the Type 1 RRS
Detection limit exceeds the Type 1 RRS

Table 3-3
Groundwater Analytical Results for Galliard Formation Wells
Atlanta Gas Light Company
Former Manufactured Gas Plant Site

		Location ID:	MW-600	MW-601	MW-602	MW-607
		Sample Date:	7/26/2017	7/25/2017	7/25/2017	7/28/2017
		Sample Type:	Duplicate	Sample	Sample	Sample
	Type 1 RRS	Units				
Field Parameters:						
Specific Conductance	--	mS/cm	0.497	0.221	0.447	1.568
Dissolved Oxygen	--	mg/L	0.28	0.13	0.3	0.02
Oxidation Reduction Potential	--	mV	-23	-39.5	2.2	-65.7
pH	--	pH units	6.07	6.01	5.95	6.16
Temperature	--	deg C	27.88	22.55	20.79	22.95
Turbidity	--	NTU	9.58	5.93	3.13	14.3
VOCs:						
Acetone	4000	ug/L	< 25000	< 5000	< 50	< 50
Benzene	5.0	ug/L	**30000 J**	**9400**	< 5.0	< 5.0
Carbon disulfide	4000	ug/L	< 2500	< 500	< 5.0	< 5.0
Ethylbenzene	700	ug/L	< 2500	**1400**	< 5.0	< 5.0
Methylene chloride (Dichloromethane)	5.0	ug/L	< 2500	< 500	< 5.0	< 5.0
Toluene	1000	ug/L	**14000 J**	**8200**	< 5.0	< 5.0
Trichloroethene (TCE)	5.0	ug/L	< 2500	< 500	< 5.0	< 5.0
Xylenes, Total	10000	ug/L	**2500**	**2800**	< 5.0	< 5.0
SVOCs:						
Acenaphthene	2000	ug/L	**20 J**	**18**	**1.7**	< 0.5
Acenaphthylene	10	ug/L	**110**	**44**	< 1.0	< 1.0
Anthracene	10	ug/L	**3.3**	**3.8**	**0.11**	**0.097**
Benzo(a)anthracene	0.1	ug/L	**0.46**	**0.15**	< 0.05	**0.1**
Benzo(a)pyrene	0.2	ug/L	**0.32**	< 0.05	< 0.05	< 0.05
Benzo(b)fluoranthene	0.2	ug/L	**0.32**	< 0.1	< 0.1	< 0.1
Benzo(g,h,i)perylene	10	ug/L	**0.14**	< 0.1	< 0.1	< 0.1
Benzo(k)fluoranthene	10	ug/L	**0.082 J**	< 0.05	< 0.05	< 0.05
Chrysene	0.2	ug/L	**0.3**	< 0.05	< 0.05	**0.075**
Dibenzo(a,h)anthracene	0.3	ug/L	< 0.1	< 0.1	< 0.1	< 0.1
Fluoranthene	1000	ug/L	**1.6**	**1.1**	< 0.1	**0.71**
Fluorene	1000	ug/L	**20 J**	**33**	< 0.1	< 0.1
Indeno(1,2,3-cd)pyrene	0.4	ug/L	**0.11**	**0.066**	< 0.05	< 0.05
Naphthalene	20	ug/L	**7200 J**	**3400**	< 0.5	< 0.5
Phenanthrene	10	ug/L	**16**	**24**	< 0.05	**0.62**
Pyrene	1000	ug/L	**2.1**	**1.4**	**0.079**	**0.59**
Inorganics:						
Antimony	0.006	mg/L	< 0.006	< 0.006	< 0.006	< 0.006
Arsenic	0.05	mg/L	< 0.05	< 0.05	< 0.05	< 0.05
Barium	2.0	mg/L	**0.233**	**0.144**	**0.421**	**0.738**
Beryllium	0.004	mg/L	< 0.004	< 0.004	< 0.004	< 0.004
Cadmium	0.005	mg/L	< 0.005	< 0.005	< 0.005	< 0.005
Chromium	0.1	mg/L	< 0.01	< 0.01	< 0.01	< 0.01
Copper	1.3	mg/L	**0.0168**	< 0.01	< 0.01	< 0.01
Cyanide	0.2	mg/L	< 0.01	**0.017**	< 0.01	< 0.01
Lead	0.015	mg/L	< 0.01	< 0.01	< 0.01	< 0.01
Mercury	0.002	mg/L	< 0.0002	< 0.0002	< 0.0002	< 0.0002
Nickel	0.1	mg/L	< 0.02	< 0.02	< 0.02	< 0.02
Selenium	0.05	mg/L	< 0.02	< 0.02	< 0.02	< 0.02
Thallium	0.002	mg/L	< 0.002	< 0.002	< 0.002	< 0.002
Vanadium	0.2	mg/L	< 0.01	< 0.01	< 0.01	< 0.01
Zinc	2.0	mg/L	**0.0966**	**0.0368**	< 0.02	< 0.02

Prepared by/date: RJB 8/24/17
Checked by/date: RMB 8/25/17

Notes:
RRS = Risk Reduction Standard
ug/L = micrograms per liter
mg/L = milligrams per liter
-- = RRS not applicable for this analyte

Data Qualifier Defintions:
< = Not detected at or above the reported detection limit
J = Detected, estimated due to QC criteria
BOLD = Exceeds the laboratory detection limit
Analyte concentration exceeds the Type 1 RRS
Detection limit exceeds the Type 1 RRS

Table 3-4
Groundwater Analytical Results for Saprolite Wells
Atlanta Gas Light Company
Former Manufactured Gas Plant Site

		Location ID:	MW-214	MW-306SAP	MW-310SAP	MW-311	MW-401SAP
		Sample Date:	7/26/2017	7/25/2017	7/27/2017	7/25/2017	7/27/2017
		Sample Type:	Sample	Sample	Sample	Sample	Sample
	Type 1 RRS	Units					
Field Parameters:							
Specific Conductance	--	mS/cm	0.198	1.458	0.41	0.165	0.232
Dissolved Oxygen	--	mg/L	3.6	2.25	0.43	0.2	0.35
Oxidation Reduction Potential	--	mV	150.8	17.5	119.3	20.7	150.3
pH	--	pH units	6.51	6.07	5.58	6.35	5.54
Temperature	--	deg C	23.73	24.92	22.86	26.19	25.26
Turbidity	--	NTU	5.36	5.53	0.36	9.71	1.62
VOCs:							
Acetone	4000	ug/L	< 50	< 50	< 50	< 50	< 50
Benzene	5.0	ug/L	< 5.0	< 5.0	< 5.0	< 5.0	< 5.0
Carbon disulfide	4000	ug/L	< 5.0	< 5.0	< 5.0	< 5.0	< 5.0
Ethylbenzene	700	ug/L	< 5.0	< 5.0	< 5.0	< 5.0	< 5.0
Methylene chloride (Dichloromethane)	5.0	ug/L	< 5.0	< 5.0	< 5.0	< 5.0	< 5.0
Toluene	1000	ug/L	< 5.0	< 5.0	< 5.0	< 5.0	< 5.0
Trichloroethene (TCE)	5.0	ug/L	< 5.0	< 5.0	< 5.0	< 5.0	**5.0**
Xylenes, Total	10000	ug/L	< 5.0	< 5.0	< 5.0	< 5.0	< 5.0
SVOCs:							
Acenaphthene	2000	ug/L	< 0.5	< 0.5	< 0.5	< 0.5	< 0.5
Acenaphthylene	10	ug/L	< 1.0	< 1.0	< 1.0	< 1.0	< 1.0
Anthracene	10	ug/L	< 0.05	< 0.05	< 0.05	< 0.05	< 0.05
Benzo(a)anthracene	0.1	ug/L	< 0.05	< 0.05	< 0.05	< 0.05	< 0.05
Benzo(a)pyrene	0.2	ug/L	< 0.05	< 0.05	< 0.05	< 0.05	< 0.05
Benzo(b)fluoranthene	0.2	ug/L	< 0.1	< 0.1	< 0.1	< 0.1	< 0.1
Benzo(g,h,i)perylene	10	ug/L	< 0.1	< 0.1	< 0.1	< 0.1	< 0.1
Benzo(k)fluoranthene	10	ug/L	< 0.05	< 0.05	< 0.05	< 0.05	< 0.05
Chrysene	0.2	ug/L	< 0.05	< 0.05	< 0.05	< 0.05	< 0.05
Dibenzo(a,h)anthracene	0.3	ug/L	< 0.1	< 0.1	< 0.1	< 0.1	< 0.1
Fluoranthene	1000	ug/L	< 0.1	< 0.1	< 0.1	< 0.1	< 0.1
Fluorene	1000	ug/L	< 0.1	< 0.1	< 0.1	< 0.1	< 0.1
Indeno(1,2,3-cd)pyrene	0.4	ug/L	< 0.05	< 0.05	< 0.05	< 0.05	< 0.05
Naphthalene	20	ug/L	< 0.5	< 0.5	< 0.5	< 0.5	< 0.5
Phenanthrene	10	ug/L	**0.073**	< 0.05	< 0.05	< 0.05	< 0.05
Pyrene	1000	ug/L	< 0.05	< 0.05	< 0.05	< 0.05	< 0.05
Inorganics:							
Antimony	0.006	mg/L	< 0.006	< 0.006	< 0.006	< 0.006	< 0.006
Arsenic	0.05	mg/L	< 0.05	< 0.05	< 0.05	< 0.05	< 0.05
Barium	2.0	mg/L	**0.0938**	**0.685**	**0.0724**	**0.0187**	**0.0831**
Beryllium	0.004	mg/L	< 0.004	< 0.004	< 0.004	< 0.004	< 0.004
Cadmium	0.005	mg/L	**0.00641**	< 0.005	< 0.005	**0.0312**	**0.0143**
Chromium	0.1	mg/L	< 0.01	**0.0178**	< 0.01	< 0.01	< 0.01
Copper	1.3	mg/L	< 0.01	< 0.01	< 0.01	< 0.01	< 0.01
Cyanide	0.2	mg/L	< 0.01	< 0.01	< 0.01	< 0.01	< 0.01
Lead	0.015	mg/L	< 0.01	< 0.01	< 0.01	< 0.01	< 0.01
Mercury	0.002	mg/L	< 0.0002	< 0.0002	< 0.0002	< 0.0002	< 0.0002
Nickel	0.1	mg/L	< 0.02	**0.380**	**0.386**	< 0.02	< 0.02
Selenium	0.05	mg/L	< 0.02	< 0.02	< 0.02	< 0.02	< 0.02
Thallium	0.002	mg/L	< 0.002	< 0.002	< 0.002	< 0.002	< 0.002
Vanadium	0.2	mg/L	< 0.01	< 0.01	< 0.01	< 0.01	< 0.01
Zinc	2.0	mg/L	**0.0448**	< 0.02	< 0.02	**0.0682**	**0.0292**

Notes:
RRS = Risk Reduction Standard
ug/L = micrograms per liter
mg/L = milligrams per liter
-- = RRS not applicable for this analyte

Prepared by/date: RJB 8/24/17
Checked by/date: RMB 8/25/17

Data Qualifier Defintions:
< = Not detected at or above the reported detection limit
BOLD = Exceeds the laboratory detection limit
Analyte concentration exceeds the Type 1 RRS

Table 3-5
Groundwater Analytical Results for Transition Zone Wells
Atlanta Gas Light Company
Former Manufactured Gas Plant Site

		Location ID:	MW-306TZ
		Sample Date:	7/25/2017
		Sample Type:	Sample
	Type 1 RRS	Units	
Field Parameters:			
Specific Conductance	--	mS/cm	0.779
Dissolved Oxygen	--	mg/L	0.25
Oxidation Reduction Potential	--	mV	-55.6
pH	--	pH units	6.69
Temperature	--	deg C	22.18
Turbidity	--	NTU	0.87
VOCs:			
Acetone	4000	ug/L	< 50
Benzene	5.0	ug/L	< 5.0
Carbon disulfide	4000	ug/L	< 5.0
Ethylbenzene	700	ug/L	< 5.0
Methylene chloride (Dichloromethane)	5.0	ug/L	< 5.0
Toluene	1000	ug/L	< 5.0
Trichloroethene (TCE)	5.0	ug/L	< 5.0
Xylenes, Total	10000	ug/L	**6.4**
SVOCs:			
Acenaphthene	2000	ug/L	**21**
Acenaphthylene	10	ug/L	< 1.0
Anthracene	10	ug/L	**0.35**
Benzo(a)anthracene	0.1	ug/L	< 0.05
Benzo(a)pyrene	0.2	ug/L	< 0.05
Benzo(b)fluoranthene	0.2	ug/L	< 0.1
Benzo(g,h,i)perylene	10	ug/L	< 0.1
Benzo(k)fluoranthene	10	ug/L	< 0.05
Chrysene	0.2	ug/L	< 0.05
Dibenzo(a,h)anthracene	0.3	ug/L	< 0.1
Fluoranthene	1000	ug/L	**0.18**
Fluorene	1000	ug/L	**3.2**
Indeno(1,2,3-cd)pyrene	0.4	ug/L	< 0.05
Naphthalene	20	ug/L	**360**
Phenanthrene	10	ug/L	**1.8**
Pyrene	1000	ug/L	**0.16**
Inorganics:			
Antimony	0.006	mg/L	< 0.006
Arsenic	0.05	mg/L	< 0.05
Barium	2.0	mg/L	**0.775**
Beryllium	0.004	mg/L	< 0.004
Cadmium	0.005	mg/L	< 0.005
Chromium	0.1	mg/L	< 0.01
Copper	1.3	mg/L	< 0.01
Cyanide	0.2	mg/L	< 0.01
Lead	0.015	mg/L	< 0.01
Mercury	0.002	mg/L	< 0.0002
Nickel	0.1	mg/L	< 0.02
Selenium	0.05	mg/L	< 0.02
Thallium	0.002	mg/L	< 0.002
Vanadium	0.2	mg/L	< 0.01
Zinc	2.0	mg/L	< 0.02

Notes:
RRS = Risk Reduction Standard
ug/L = micrograms per liter
mg/L = milligrams per liter
-- = RRS not applicable for this analyte

Prepared by/date: RJB 8/24/17
Checked by/date: RMB 8/25/17

Data Qualifier Defintions:
< = Not detected at or above the reported detection limit
BOLD = Exceeds the laboratory detection limit
Analyte concentration exceeds the Type 1 RRS

Table 3-6
Groundwater Analytical Results for Bedrock Wells
Atlanta Gas Light Company
Former Manufactured Gas Plant Site

		Location ID:	MW-213	MW-306BR	MW-306BR	MW-308BR	MW-309BR	MW-310BR	MW-313	MW-315	MW-318	MW-319	MW-320	MW-325	MW-500BR	MW-503BR	MW-504BR	MW-507BR	MW-508BR	MW-509BR
		Sample Date:	7/27/2017	7/25/2017	7/25/2017	7/26/2017	7/25/2017	7/26/2017	7/27/2017	7/26/2017	7/27/2017	7/27/2017	7/27/2017	7/26/2017	7/27/2017	7/25/2017	7/25/2017	7/27/2017	7/25/2017	7/25/2017
		Sample Type:	Sample	Sample	Duplicate	Sample	Sample	Sample	Sample	Sample	Sample	Sample	Sample	Sample	Sample	Sample	Sample	Sample	Sample	Sample
	Type 1 RRS	Units																		
Field Parameters:																				
Specific Conductance	--	mS/cm	0.665	0.553	0.553	0.375	0.258	0.691	0.455	0.581	0.851	0.435	0.235	0.229	0.163	0.1	0.197	0.292	1.1	0.22
Dissolved Oxygen	--	mg/L	0.17	0.3	0.3	0.24	0.33	0.35	1.99	0.21	0.09	0.12	0.52	0.22	0.06	0.05	0.25	3.86	0.38	0.53
Oxidation Reduction Potential	--	mV	-34	-97.7	-97.7	-116.5	-143	35.8	-12.7	-56.1	-78.2	-95.6	-8.1	-96.7	16.1	-36.7	7.9	37.7	-50.6	-20.5
pH	--	pH units	6.3	7.1	7.1	6.61	7.63	6.44	10.99	6.69	6.33	7.08	7.42	7.75	8.03	7.59	8.98	8.21	11.49	8.27
Temperature	--	deg C	23.99	22.71	22.71	21.15	22.16	23.27	24.23	23.87	26.11	22.78	24.22	25.14	22.5	23.95	24.07	20.97	25.56	23.14
Turbidity	--	NTU	9.71	1.64	1.64	3.8	1.06	7.82	9.6	2.09	22.3	3.66	8.42	0.87	2.37	6.35	8.91	3.05	1.35	5.8
VOCs:																				
Acetone	4000	ug/L	< 2500	< 50	< 50	< 50	< 50	< 50	< 50	< 50	< 50	< 50	< 50	< 50	< 2500	< 50	< 50	< 50	< 50	< 50
Benzene	5.0	ug/L	**7800**	< 5.0	< 5.0	**110**	< 5.0	< 5.0	< 5.0	< 5.0	**240**	< 5.0	< 5.0	< 5.0	**6500**	**690**	**160**	< 5.0	< 5.0	**63**
Carbon disulfide	4000	ug/L	< 250	< 5.0	< 5.0	< 5.0	< 5.0	< 5.0	< 5.0	< 5.0	< 5.0	< 5.0	< 5.0	< 5.0	< 250	< 5.0	< 5.0	< 5.0	< 5.0	< 5.0
Ethylbenzene	700	ug/L	**1200**	< 5.0	< 5.0	**65**	< 5.0	< 5.0	< 5.0	< 5.0	**23**	< 5.0	< 5.0	< 5.0	**680**	**34**	**28**	< 5.0	< 5.0	**9.8**
Methylene chloride (Dichloromethane)	5.0	ug/L	**290**	< 5.0	< 5.0	< 5.0	< 5.0	< 5.0	< 5.0	< 5.0	< 5.0	< 5.0	< 5.0	< 5.0	**270**	< 5.0	< 5.0	< 5.0	< 5.0	< 5.0
Toluene	1000	ug/L	< 250	< 5.0	< 5.0	**5.0**	< 5.0	< 5.0	< 5.0	< 5.0	< 5.0	< 5.0	< 5.0	< 5.0	< 250	**120**	**64**	< 5.0	< 5.0	< 5.0
Trichloroethene (TCE)	5.0	ug/L	< 250	< 5.0	< 5.0	< 5.0	< 5.0	< 5.0	< 5.0	< 5.0	< 5.0	< 5.0	< 5.0	< 5.0	< 250	< 5.0	< 5.0	< 5.0	< 5.0	< 5.0
Xylenes, Total	10000	ug/L	**520**	< 5.0	**5.7**	**80**	< 5.0	< 5.0	< 5.0	< 5.0	**5.8**	< 5.0	< 5.0	< 5.0	< 250	**62**	**46**	< 5.0	< 5.0	**6.4**
SVOCs:																				
Acenaphthene	2000	ug/L	**77**	**17**	**16**	**36**	< 0.5	< 0.5	< 0.5	**2.5**	**16**	< 0.5	< 0.5	< 0.5	**31**	< 0.5	< 0.5	< 0.5	< 0.5	**1.2**
Acenaphthylene	10	ug/L	**49**	< 1.0	< 1.0	**32**	< 1.0	< 1.0	< 1.0	< 1.0	< 1.0	< 1.0	< 1.0 UJ	< 1.0	< 1.0	< 1.0	**1.2**	< 1.0	< 1.0	< 1.0
Anthracene	10	ug/L	**2.6**	**0.27**	**0.28**	**7.0**	< 0.05	< 0.05	< 0.05	< 0.05	**0.33**	< 0.05	< 0.05	< 0.05	**0.51**	< 0.05	**0.074**	< 0.05	< 0.05	**0.12**
Benzo(a)anthracene	0.1	ug/L	< 0.05	< 0.05	< 0.05	**6.9**	< 0.05	< 0.05	< 0.05	< 0.05	< 0.05	< 0.05	< 0.05	< 0.05	< 0.05	< 0.05	< 0.05	< 0.05	< 0.05	< 0.05
Benzo(a)pyrene	0.2	ug/L	< 0.05	< 0.05	< 0.05	**6.2**	< 0.05	< 0.05	< 0.05	< 0.05	< 0.05	< 0.05	< 0.05	< 0.05	< 0.05	< 0.05	< 0.05	< 0.05	< 0.05	< 0.05
Benzo(b)fluoranthene	0.2	ug/L	< 0.1	< 0.1	< 0.1	**6.9**	< 0.1	< 0.1	< 0.1	< 0.1	< 0.1	< 0.1	< 0.1	< 0.1	< 0.1	< 0.1	< 0.1	< 0.1	< 0.1	< 0.1
Benzo(g,h,i)perylene	10	ug/L	< 0.1	< 0.1	< 0.1	**3.3**	< 0.1	< 0.1	**0.16**	< 0.1	**0.36**	< 0.1	< 0.1	< 0.1	< 0.1	< 0.1	< 0.1	< 0.1	< 0.1	< 0.1
Benzo(k)fluoranthene	10	ug/L	< 0.05	< 0.05	< 0.05	**2.2**	< 0.05	< 0.05	< 0.05	< 0.05	< 0.05	< 0.05	< 0.05	< 0.05	< 0.05	< 0.05	< 0.05	< 0.05	< 0.05	< 0.05
Chrysene	0.2	ug/L	< 0.05	< 0.05	< 0.05	**6.0**	< 0.05	< 0.05	< 0.05	< 0.05	< 0.05	< 0.05	< 0.05	< 0.05	< 0.05	< 0.05	< 0.05	< 0.05	< 0.05	< 0.05
Dibenzo(a,h)anthracene	0.3	ug/L	< 0.1	< 0.1	< 0.1	**0.39**	< 0.1	< 0.1	**0.12**	< 0.1	**0.23**	< 0.1	< 0.1	< 0.1	< 0.1	< 0.1	< 0.1	< 0.1	< 0.1	< 0.1
Fluoranthene	1000	ug/L	**0.51**	< 0.1	< 0.1	**7.6**	< 0.1	< 0.1	< 0.1	< 0.1	**0.13**	< 0.1	< 0.1	< 0.1	**0.14**	< 0.1	< 0.1	< 0.1	< 0.1	< 0.1
Fluorene	1000	ug/L	**15**	**2.8**	**2.6**	**11**	< 0.1	< 0.1	< 0.1	< 0.1	**2.4**	< 0.1	< 0.1	< 0.1	**6.1**	< 0.1	**0.54**	< 0.1	< 0.1	**0.8**
Indeno(1,2,3-cd)pyrene	0.4	ug/L	< 0.05	< 0.05	< 0.05	**2.8**	< 0.05	< 0.05	**0.13**	< 0.05	**0.26**	< 0.05	< 0.05	< 0.05	< 0.05	< 0.05	< 0.05	< 0.05	< 0.05	< 0.05
Naphthalene	20	ug/L	**5400**	**440**	**350**	**830**	< 0.5	< 0.5	< 0.5	< 0.5	**100**	< 0.5	< 0.5	< 0.5	**700**	< 0.5	**4.3**	< 0.5	< 0.5	**32**
Phenanthrene	10	ug/L	**20**	**1.4**	**1.5**	**31**	< 0.05	< 0.05	< 0.05	< 0.05	**1.6**	< 0.05	< 0.05	< 0.05	**4.1**	< 0.05	**0.52**	< 0.05	< 0.05	**1.2**
Pyrene	1000	ug/L	**0.52**	**0.11**	**0.11**	**13**	< 0.05	< 0.05	< 0.05	**0.077**	**0.17**	< 0.05	< 0.05	< 0.05	**0.17**	**0.082**	**0.066**	< 0.05	< 0.05	**0.11**
Inorganics:																				
Antimony	0.006	mg/L	< 0.006	< 0.006	< 0.006	< 0.006	< 0.006	< 0.006	< 0.006	< 0.006	< 0.006	< 0.006	< 0.006	< 0.006	< 0.006	< 0.006	< 0.006	< 0.006	< 0.006	< 0.006
Arsenic	0.05	mg/L	< 0.05	< 0.05	< 0.05	< 0.05	< 0.05	< 0.05	< 0.05	< 0.05	< 0.05	< 0.05	< 0.05	< 0.05	< 0.05	< 0.05	< 0.05	< 0.05	< 0.05	< 0.05
Barium	2.0	mg/L	**1.04**	**0.527**	**0.506**	**0.546**	**0.37**	**0.262**	**0.169**	**0.429**	**0.819**	**0.584**	**0.249**	**0.106**	**0.35**	**0.0343**	**0.233**	**0.0736**	**0.297**	**0.127**
Beryllium	0.004	mg/L	< 0.004	< 0.004	< 0.004	< 0.004	< 0.004	< 0.004	< 0.004	< 0.004	< 0.004	< 0.004	< 0.004	< 0.004	< 0.004	< 0.004	< 0.004	< 0.004	< 0.004	< 0.004
Cadmium	0.005	mg/L	< 0.005	< 0.005	< 0.005	< 0.005	< 0.005	< 0.005	< 0.005	< 0.005	< 0.005	< 0.005	< 0.005	< 0.005	**0.0213**	< 0.005	< 0.005	< 0.005	< 0.005	**0.00542**
Chromium	0.1	mg/L	< 0.01	< 0.01	< 0.01	< 0.01	< 0.01	< 0.01	< 0.01	< 0.01	< 0.01	< 0.01	< 0.01	< 0.01	< 0.01	< 0.01	< 0.01	< 0.01	< 0.01	< 0.01
Copper	1.3	mg/L	< 0.01	< 0.01	< 0.01	< 0.01	**0.01**	< 0.01	< 0.01	< 0.01	< 0.01	< 0.01	< 0.01	< 0.01	< 0.01	< 0.01	< 0.01	< 0.01	< 0.01	< 0.01
Cyanide	0.2	mg/L	< 0.01	< 0.01	< 0.01	< 0.01	< 0.01	< 0.01	< 0.01	< 0.01	< 0.01	< 0.01	< 0.01	< 0.01	< 0.01	< 0.01	< 0.01	< 0.01	< 0.01	< 0.01
Lead	0.015	mg/L	< 0.01	< 0.01	< 0.01	< 0.01	< 0.01	< 0.01	< 0.01	< 0.01	< 0.01	< 0.01	< 0.01	< 0.01	< 0.01	< 0.01	< 0.01	< 0.01	< 0.01	< 0.01
Mercury	0.002	mg/L	< 0.0002	< 0.0002	< 0.0002	< 0.0002	< 0.0002	< 0.0002	< 0.0002	< 0.0002	< 0.0002	< 0.0002	< 0.0002	< 0.0002	< 0.0002	< 0.0002	< 0.0002	< 0.0002	< 0.0002	< 0.0002
Nickel	0.1	mg/L	< 0.02	< 0.02	< 0.02	< 0.02	< 0.02	< 0.02	< 0.02	< 0.02	< 0.02	< 0.02	< 0.02	< 0.02	< 0.02	< 0.02	< 0.02	< 0.02	< 0.02	< 0.02
Selenium	0.05	mg/L	< 0.02	< 0.02	< 0.02	< 0.02	< 0.02	< 0.02	< 0.02	< 0.02	< 0.02	< 0.02	< 0.02	< 0.02	< 0.02	< 0.02	< 0.02	< 0.02	< 0.02	< 0.02
Thallium	0.002	mg/L	< 0.002	< 0.002	< 0.002	< 0.002	< 0.002	< 0.002	< 0.002	< 0.002	< 0.002	< 0.002	< 0.002	< 0.002	< 0.002	< 0.002	< 0.002	< 0.002	< 0.002	< 0.002
Vanadium	0.2	mg/L	< 0.01	< 0.01	< 0.01	< 0.01	< 0.01	< 0.01	< 0.01	< 0.01	< 0.01	< 0.01	< 0.01	< 0.01	< 0.01	< 0.01	< 0.01	< 0.01	**0.0122**	< 0.01
Zinc	2.0	mg/L	< 0.02	< 0.02	< 0.02	**0.0282**	< 0.02	< 0.02	**0.0244**	< 0.02	< 0.02	< 0.02	< 0.02	< 0.02	**0.0959**	< 0.02	**0.0632**	< 0.02	< 0.02	**0.248**

Notes:
RRS = Risk Reduction Standard
ug/L = micrograms per liter
mg/L = milligrams per liter
-- = RRS not applicable for this analyte

Data Qualifier Defintions:
< = Not detected at or above the reported detection limit
UJ = Not Detected, estimated due to QC criteria
BOLD = Exceeds the laboratory detection limit
Analyte concentration exceeds the Type 1 RRS
Detection limit exceeds the Type 1 RRS

Table 3-6
Groundwater Analytical Results for Bedrock Wells
Atlanta Gas Light Company
Former Manufactured Gas Plant Site

		Location ID:	MW-510BR	MW-511BR	MW-512BR	MW-513BR
		Sample Date:	7/25/2017	7/26/2017	7/26/2017	7/26/2017
		Sample Type:	Sample	Sample	Sample	Sample
	Type 1 RRS	Units				
Field Parameters:						
Specific Conductance	--	mS/cm	0.127	0.18	0.446	0.602
Dissolved Oxygen	--	mg/L	0.42	0.2	0.23	0.36
Oxidation Reduction Potential	--	mV	-19.7	-31.1	-150.9	-28.5
pH	--	pH units	6.91	9.76	7.79	6.34
Temperature	--	deg C	23.7	24.87	24.69	25.1
Turbidity	--	NTU	4.42	0.74	2.02	2.89
VOCs:						
Acetone	4000	ug/L	< 50	< 50	< 50	< 50
Benzene	5.0	ug/L	**110**	**70**	< 5.0	< 5.0
Carbon disulfide	4000	ug/L	< 5.0	< 5.0	< 5.0	< 5.0
Ethylbenzene	700	ug/L	**56**	< 5.0	< 5.0	< 5.0
Methylene chloride (Dichloromethane)	5.0	ug/L	< 5.0	< 5.0	< 5.0	< 5.0
Toluene	1000	ug/L	**29**	< 5.0	< 5.0	< 5.0
Trichloroethene (TCE)	5.0	ug/L	< 5.0	< 5.0	< 5.0	< 5.0
Xylenes, Total	10000	ug/L	**66**	< 5.0	< 5.0	< 5.0
SVOCs:						
Acenaphthene	2000	ug/L	**4.0**	**1.1**	**2.2**	**4.6**
Acenaphthylene	10	ug/L	< 1.0	< 1.0	< 1.0	< 1.0
Anthracene	10	ug/L	**1.0**	**0.051**	**0.072**	**0.068**
Benzo(a)anthracene	0.1	ug/L	**0.52**	< 0.05	< 0.05	< 0.05
Benzo(a)pyrene	0.2	ug/L	**0.36**	< 0.05	< 0.05	< 0.05
Benzo(b)fluoranthene	0.2	ug/L	**0.38**	< 0.1	< 0.1	< 0.1
Benzo(g,h,i)perylene	10	ug/L	**0.19**	< 0.1	< 0.1	< 0.1
Benzo(k)fluoranthene	10	ug/L	**0.18**	< 0.05	< 0.05	< 0.05
Chrysene	0.2	ug/L	**0.49**	< 0.05	< 0.05	< 0.05
Dibenzo(a,h)anthracene	0.3	ug/L	< 0.1	< 0.1	< 0.1	< 0.1
Fluoranthene	1000	ug/L	**1.6**	< 0.1	< 0.1	< 0.1
Fluorene	1000	ug/L	**3.9**	**0.23**	**0.24**	< 0.1
Indeno(1,2,3-cd)pyrene	0.4	ug/L	**0.14**	< 0.05	< 0.05	< 0.05
Naphthalene	20	ug/L	< 0.5	< 50	< 0.5	< 0.5
Phenanthrene	10	ug/L	**1.1**	**0.26**	< 0.05	< 0.05
Pyrene	1000	ug/L	**2.2**	< 0.05	**0.061**	**0.1**
Inorganics:						
Antimony	0.006	mg/L	< 0.006	< 0.006	< 0.006	< 0.006
Arsenic	0.05	mg/L	< 0.05	< 0.05	< 0.05	< 0.05
Barium	2.0	mg/L	**0.0348**	**0.0381**	**0.332**	**0.656**
Beryllium	0.004	mg/L	< 0.004	< 0.004	< 0.004	< 0.004
Cadmium	0.005	mg/L	**0.0056**	< 0.005	< 0.005	< 0.005
Chromium	0.1	mg/L	< 0.01	< 0.01	< 0.01	< 0.01
Copper	1.3	mg/L	< 0.01	< 0.01	< 0.01	< 0.01
Cyanide	0.2	mg/L	< 0.01	< 0.01	< 0.01	< 0.01
Lead	0.015	mg/L	< 0.01	< 0.01	< 0.01	< 0.01
Mercury	0.002	mg/L	< 0.0002	< 0.0002	< 0.0002	< 0.0002
Nickel	0.1	mg/L	< 0.02	< 0.02	< 0.02	< 0.02
Selenium	0.05	mg/L	< 0.02	< 0.02	< 0.02	< 0.02
Thallium	0.002	mg/L	< 0.002	< 0.002	< 0.002	< 0.002
Vanadium	0.2	mg/L	< 0.01	< 0.01	< 0.01	< 0.01
Zinc	2.0	mg/L	**0.0736**	< 0.02	< 0.02	< 0.02

Notes:
RRS = Risk Reduction Standard
ug/L = micrograms per liter
mg/L = milligrams per liter
-- = RRS not applicable for this analyte

Prepared by/date: RJB 8/24/17
Checked by/date: RMB 8/25/17

Data Qualifier Defintions:
< = Not detected at or above the reported detection limit
UJ = Not Detected, estimated due to QC criteria
BOLD = Exceeds the laboratory detection limit
Analyte concentration exceeds the Type 1 RRS
Detection limit exceeds the Type 1 RRS

Table 3-7
Detections and RRS Exceedances in the Alluvium Wells
July 2017 Montoring Event
Atlanta Gas Light Company
Former Manufactured Gas Plant Site
Augusta, Georgia

Parameter	Type 1 RRS	Number of Wells Sampled	Number of Detections	Range of Detected Concentrations	Number of Wells > Type1 RRS	Wells with Type 1 RRS Exceedances
Inorganics (mg/L)						
Antimony	0.006	4	0	--	0	--
Arsenic	0.05	4	1	0.111	1	MW-408S
Barium	2.0	4	4	0.0526 - 0.311	0	--
Beryllium	0.004	4	0	--	0	--
Cadmium	0.005	4	0	--	0	--
Chromium	0.1	4	0	--	0	--
Copper	1.3	4	0	--	0	--
Cyanide	0.2	4	0	--	0	--
Lead	0.015	4	0	--	0	--
Mercury	0.002	4	0	--	0	--
Nickel	0.1	4	0	--	0	--
Selenium	0.05	4	0	--	0	--
Thallium	0.002	4	0	--	0	--
Vanadium	0.2	4	0	--	0	--
Zinc	2.0	4	0	--	0	--
Semi Volatile Organic Compounds (µg/L)						
Acenaphthene	2000	4	0	--	0	--
Acenaphthylene	10	4	0	--	0	--
Anthracene	10	4	0	--	0	--
Benzo(a)anthracene	0.1	4	0	--	0	--
Benzo(a)pyrene	0.2	4	0	--	0	--
Benzo(b)fluoranthene	0.2	4	0	--	0	--
Benzo(g,h,i)perylene	10	4	0	--	0	--
Benzo(k)fluoranthene	10	4	0	--	0	--
Chrysene	0.2	4	0	--	0	--
Dibenzo(a,h)anthracene	0.3	4	0	--	0	--
Fluoranthene	1000	4	0	--	0	--
Fluorene	1000	4	0	--	0	--
Indeno(1,2,3-cd)pyrene	0.4	4	0	--	0	--
Naphthalene	20	4	0	--	0	
Phenanthrene	10	4	0	--	0	--
Pyrene	1000	4	0	--	0	--
Volatile Organic Compounds (µg/L)						
Acetone	4000	4	0	--	0	--
Benzene	5.0	4	0	--	0	--
Carbon Disulfide	4000	4	0	--	0	--
Ethylbenzene	700	4	0	--	0	--
Methylene Chloride	5.0	4	0	--	0	--
Toluene	1000	4	0	--	0	--
Trichloroethylene	5.0	4	0	--	0	--
Xylenes, total	10000	4	0	--	0	--

Notes:
mg/L - milligrams per liter
ug/L - micrograms per liter
RRS - Risk Reduction Standard

Prepared by/date: RJB 8/24/17
Checked by/date: RMB 8/29/17

Table 3-8
Detections and RRS Exceedances in the Galliard Formation Wells
July 2017 Montoring Event
Atlanta Gas Light Company
Former Manufactured Gas Plant Site
Augusta, Georgia

Parameter	Type 1 RRS	Number of Wells Sampled	Number of Detections	Range of Detected Concentrations	Number of Wells > Type1 RRS	Wells with Type 1 RRS Exceedances
Inorganics (mg/L)						
Antimony	0.006	21	0	--	0	--
Arsenic	0.05	21	0	--	0	--
Barium	2.0	21	21	0.0128 - 0.738	0	--
Beryllium	0.004	21	0	--	0	--
Cadmium	0.005	21	1	0.0174	1	MW-401D
Chromium	0.1	21	1	0.0167	0	--
Copper	1.3	21	1	0.0168	0	--
Cyanide	0.2	21	3	0.017 - 0.029	0	--
Lead	0.015	21	0	--	0	--
Mercury	0.002	21	0	--	0	--
Nickel	0.1	21	1	0.0341	0	--
Selenium	0.05	21	0	--	0	--
Thallium	0.002	21	0	--	0	--
Vanadium	0.2	21	1	0.015	0	--
Zinc	2.0	21	3	0.0368 - 0.0966	0	--
Semi Volatile Organic Compounds (µg/L)						
Acenaphthene	2000	21	8	0.54 - 130	0	--
Acenaphthylene	10	21	4	5.1 - 110	2	MW-600, MW-601
Anthracene	10	21	12	0.063 - 3.8	0	--
Benzo(a)anthracene	0.1	21	4	0.1 - 0.88	3	MW-205, MW-600, MW-601
Benzo(a)pyrene	0.2	21	2	0.28 - 0.39	2	MW-205, MW-600
Benzo(b)fluoranthene	0.2	21	4	0.32 - 0.38	2	MW-205, MW-600
Benzo(g,h,i)perylene	10	21	2	0.14 - 0.17	0	--
Benzo(k)fluoranthene	10	21	2	0.082 - 0.12	0	--
Chrysene	0.2	21	3	0.075 - 0.59	2	MW-205, MW-600
Dibenzo(a,h)anthracene	0.3	21	0	--	0	--
Fluoranthene	1000	21	9	0.16 - 4.4	0	--
Fluorene	1000	21	8	0.28 - 33	0	--
Indeno(1,2,3-cd)pyrene	0.4	21	3	0.066 - 0.13	0	--
Naphthalene	20	21	7	0.76 - 7200	6	MW-12, MW-205, MW-304, MW-505D, MW-600, MW-601
Phenanthrene	10	21	8	0.62 - 26	4	MW-12, MW-205, MW-600, MW-601
Pyrene	1000	21	11	0.054 - 5.5	0	--
Volatile Organic Compounds (µg/L)						
Acetone	4000	21	0	--	0	--
Benzene	5.0	21	5	390 - 30000	5	MW-12, MW-205, MW-304, MW-600, MW-601
Carbon Disulfide	4000	21	0	--	0	--
Ethylbenzene	700	21	3	130 - 2300	2	MW-12, MW-601
Methylene Chloride	5.0	21	0	--	0	--
Toluene	1000	21	4	35 - 14000	3	MW-12, MW-600, MW-601
Trichloroethylene	5.0	21	2	8 - 11	2	MW-21, MW-401D
Xylenes, total	10000	21	5	16 - 2800	0	--

Notes:
mg/L - milligrams per liter
ug/L - micrograms per liter
RRS - Risk Reduction Standard

Prepared by/date: RJB 8/24/17
Checked by/date: RMB 8/29/17

Table 3-9
Detections and RRS Exceedances in the Saprolite Wells
July 2017 Montoring Event
Atlanta Gas Light Company
Former Manufactured Gas Plant Site
Augusta, Georgia

Parameter	Type 1 RRS	Number of Wells Sampled	Number of Detections	Range of Detected Concentrations	Number of Wells > Type1 RRS	Wells with Type 1 RRS Exceedances
Inorganics (mg/L)						
Antimony	0.006	5	0	--	0	--
Arsenic	0.05	5	0	--	0	--
Barium	2.0	5	5	0.0187 - 0.685	0	--
Beryllium	0.004	5	0	--	0	--
Cadmium	0.005	5	3	0.00641 - 0.0312	3	MW-214, MW-311, MW-401SAP
Chromium	0.1	5	1	0.0178	0	--
Copper	1.3	5	0	--	0	--
Cyanide	0.2	5	0	--	0	--
Lead	0.015	5	0	--	0	--
Mercury	0.002	5	0	--	0	--
Nickel	0.1	5	2	0.380 - 0.386	2	MW-306SAP, MW-310SAP
Selenium	0.05	5	0	--	0	--
Thallium	0.002	5	0	--	0	--
Vanadium	0.2	5	0	--	0	--
Zinc	2.0	5	3	0.0292 - 0.0682	0	--
Semi Volatile Organic Compounds (ug/L)						
Acenaphthene	2000	5	0	--	0	--
Acenaphthylene	10	5	0	--	0	--
Anthracene	10	5	0	--	0	--
Benzo(a)anthracene	0.1	5	0	--	0	--
Benzo(a)pyrene	0.2	5	0	--	0	--
Benzo(b)fluoranthene	0.2	5	0	--	0	--
Benzo(g,h,i)perylene	10	5	0	--	0	--
Benzo(k)fluoranthene	10	5	0	--	0	--
Chrysene	0.2	5	0	--	0	--
Dibenzo(a,h)anthracene	0.3	5	0	--	0	--
Fluoranthene	1000	5	0	--	0	--
Fluorene	1000	5	0	--	0	--
Indeno(1,2,3-cd)pyrene	0.4	5	0	--	0	--
Naphthalene	20	5	0	--	0	--
Phenanthrene	10	5	1	0.073	0	--
Pyrene	1000	5	0	--	0	--
Volatile Organic Compounds (ug/L)						
Acetone	4000	5	0	--	0	--
Benzene	5.0	5	0	--	0	--
Carbon Disulfide	4000	5	0	--	0	--
Ethylbenzene	700	5	0	--	0	--
Methylene Chloride	5.0	5	0	--	0	--
Toluene	1000	5	0	--	0	--
Trichloroethylene	5.0	5	1	5.0	0	--
Xylenes, total	10000	5	0	--	0	--

Notes:
mg/L - milligrams per liter
ug/L - micrograms per liter
RRS - Risk Reduction Standard

Prepared by/date: RJB 8/24/17
Checked by/date: RMB 8/29/17

Table 3-10
Detections and RRS Exceedances in the Transition Zone Wells
July 2017 Montoring Event
Atlanta Gas Light Company
Former Manufactured Gas Plant Site
Augusta, Georgia

Parameter	Type1 RRS	Number of Wells Sampled	Number of Detections	Range of Detected Concentrations	Number of Wells > Type1 RRS	Wells with Type 1 RRS Exceedances
Inorganics (mg/L)						
Antimony	0.006	1	0	--	0	--
Arsenic	0.05	1	0	--	0	--
Barium	2.0	1	1	0.775	0	--
Beryllium	0.004	1	0	--	0	--
Cadmium	0.005	1	0	--	0	--
Chromium	0.1	1	0	--	0	--
Copper	1.3	1	0	--	0	--
Cyanide	0.2	1	0	--	0	--
Lead	0.015	1	0	--	0	--
Mercury	0.002	1	0	--	0	--
Nickel	0.1	1	0	--	0	--
Selenium	0.05	1	0	--	0	--
Vanadium	0.2	1	0	--	0	--
Zinc	2.0	1	0	--	0	--
Thallium	0.002	1	0	--	0	--
Semi Volatile Organic Compounds (ug/L)						
Acenaphthene	2000	1	1	21	0	--
Acenaphthylene	10	1	0	--	0	--
Anthracene	10	1	1	0.35	0	--
Benzo(a)anthracene	0.1	1	0	--	0	--
Benzo(a)pyrene	0.2	1	0	--	0	--
Benzo(b)fluoranthene	0.2	1	0	--	0	--
Benzo(g,h,i)perylene	10	1	0	--	0	--
Benzo(k)fluoranthene	10	1	0	--	0	--
Chrysene	0.2	1	0	--	0	--
Dibenzo(a,h)anthracene	0.3	1	0	--	0	--
Fluoranthene	1000	1	1	0.18	0	--
Fluorene	1000	1	1	3.2	0	--
Indeno(1,2,3-cd)pyrene	0.4	1	0	--	0	--
Naphthalene	20	1	1	360	1	MW-306TZ
Phenanthrene	10	1	1	1.8	0	--
Pyrene	1000	1	1	0.16	0	--
Volatile Organic Compounds (ug/L)						
Acetone	4000	1	0	--	0	--
Benzene	5.0	1	0	--	0	--
Carbon Disulfide	4000	1	0	--	0	--
Ethylbenzene	700	1	0	--	0	--
Methylene Chloride	5.0	1	0	--	0	--
Toluene	1000	1	0	--	0	--
Trichloroethylene	5.0	1	0	--	0	--
Xylenes, total	10000	1	1	6.4	0	--

Notes:
mg/L - milligrams per liter
ug/L - micrograms per liter
RRS - Risk Reduction Standard

Prepared by/date: RJB 8/24/17
Checked by/date: RMB 8/29/17

Table 3-11
Detections and RRS Exceedances in the Bedrock Wells
July 2017 Montoring Event
Atlanta Gas Light Company
Former Manufactured Gas Plant Site
Augusta, Georgia

Parameter	Type 1 RRS	Number of Wells Sampled	Number of Detections	Range of Detected Concentrations	Number of Wells > Type1 RRS	Wells with Type 1 RRS Exceedances
Inorganics (mg/L)						
Antimony	0.006	21	0	--	0	--
Arsenic	0.05	21	0	--	0	--
Barium	2.0	21	21	0.0343 - 1.04	0	--
Beryllium	0.004	21	0	--	0	--
Cadmium	0.005	21	3	0.00542 - 0.0213	3	MW-500BR, MW-509BR, MW-510BR
Chromium	0.1	21	0	--	0	--
Copper	1.3	21	1	0.01	0	--
Cyanide	0.2	21	0	--	0	--
Lead	0.015	21	0	--	0	--
Mercury	0.002	21	0	--	0	--
Nickel	0.1	21	0	--	0	--
Selenium	0.05	21	0	--	0	--
Thallium	0.002	21	0	--	0	--
Vanadium	0.2	21	1	0.0122	0	--
Zinc	2.0	21	6	0.0244 - 0.248	0	--
Semi Volatile Organic Compounds (ug/L)						
Acenaphthene	2000	21	11	1.1 - 77	0	--
Acenaphthylene	10	21	3	1.2 - 49	2	MW-213, MW-308BR
Anthracene	10	21	11	0.051 - 7.0	0	--
Benzo(a)anthracene	0.1	21	2	0.52 - 6.9	2	MW-308BR, MW-510BR
Benzo(a)pyrene	0.2	21	2	0.36 - 6.2	2	MW-308BR, MW-510BR
Benzo(b)fluoranthene	0.2	21	2	0.38 - 6.9	2	MW-308BR, MW-510BR
Benzo(g,h,i)perylene	10	21	4	0.16 - 3.3	0	--
Benzo(k)fluoranthene	10	21	2	0.18 - 2.2	0	--
Chrysene	0.2	21	2	0.49 - 6.0	2	MW-308BR, MW-510BR
Dibenzo(a,h)anthracene	0.3	21	3	0.12 - 0.39	1	MW-308BR
Fluoranthene	1000	21	5	0.13 - 7.6	0	--
Fluorene	1000	21	10	0.23 - 15	0	--
Indeno(1,2,3-cd)pyrene	0.4	21	4	0.13 - 2.8	1	MW-308BR
Naphthalene	20	21	7	4.3 - 5400	6	MW-213, MW-306BR, MW-308BR, MW-318, MW-500BR, MW-509BR
Phenanthrene	10	21	9	0.26 - 31	2	MW-213, MW-308BR
Pyrene	1000	21	12	0.061 - 13	0	--
Volatile Organic Compounds (ug/L)						
Acetone	4000	21	0	--	0	--
Benzene	5.0	21	9	63 - 7800	9	MW-213, MW-308BR, MW-318, MW-500BR, MW-503BR, MW-504BR, MW-509BR, MW-510BR, MW-511BR
Carbon Disulfide	4000	21	0	--	0	--
Ethylbenzene	700	21	8	9.8 - 1200	1	MW-213
Methylene Chloride	5.0	21	2	270 - 290	2	MW-213, MW-500BR
Toluene	1000	21	4	5.0 - 120	0	--
Trichloroethylene	5.0	21	0	--	0	--
Xylenes, total	10000	21	8	5.7 - 520	0	--

Notes:
mg/L - milligrams per liter
ug/L - micrograms per liter
RRS - Risk Reduction Standard

Prepared by/date: RJB 8/24/17
Checked by/date: RMB 8/29/17

FIGURES

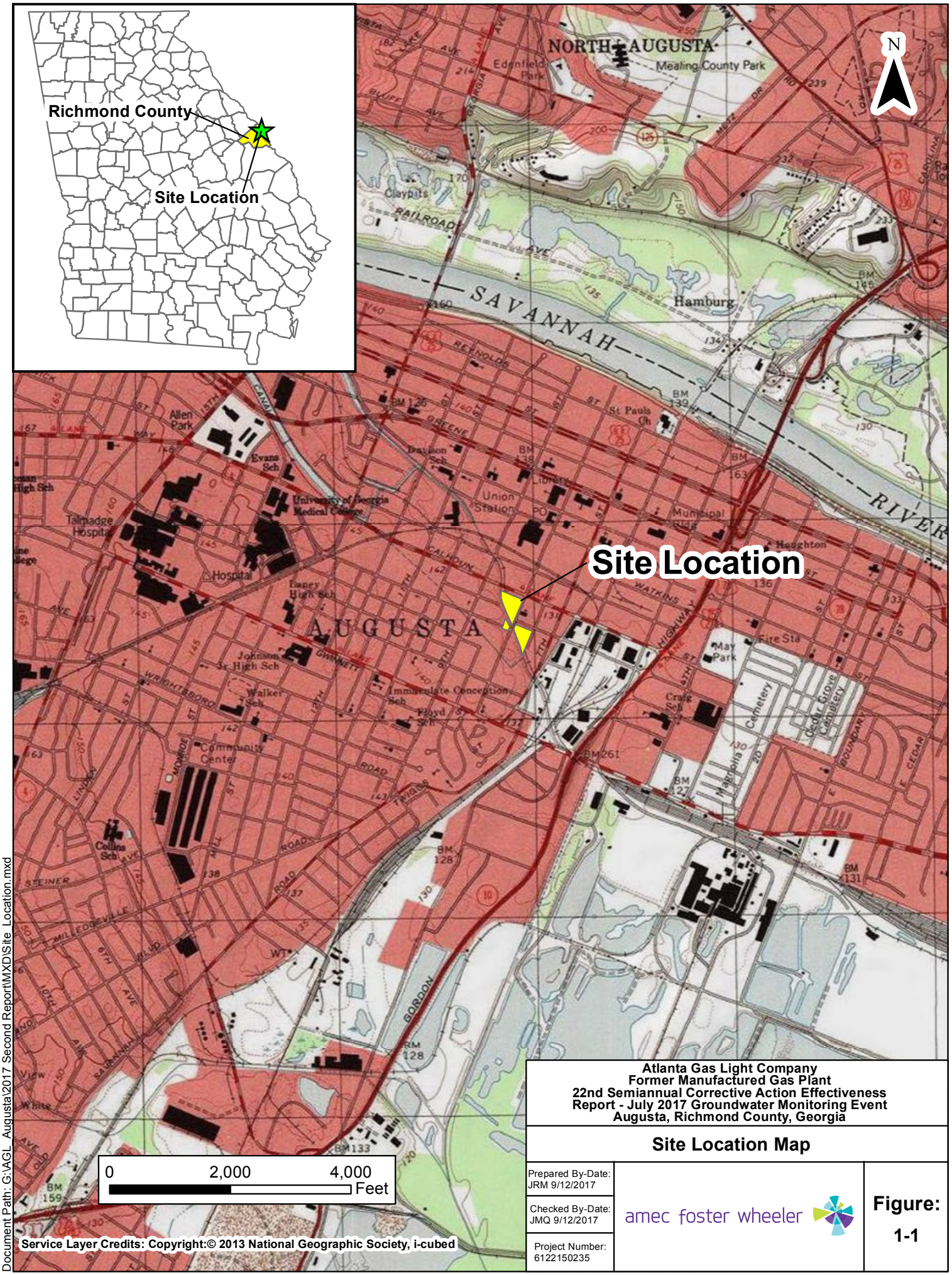

Atlanta Gas Light Company
Former Manufactured Gas Plant
22nd Semiannual Corrective Action Effectiveness Report - July 2017 Groundwater Monitoring Event
Augusta, Richmond County, Georgia

Site Location Map

Prepared By-Date: JRM 9/12/2017	amec foster wheeler	Figure: 1-1
Checked By-Date: JMQ 9/12/2017		
Project Number: 6122150235		

Document Path: G:\AGL_Augusta\2017 Second Report\MXD\Site_Location.mxd

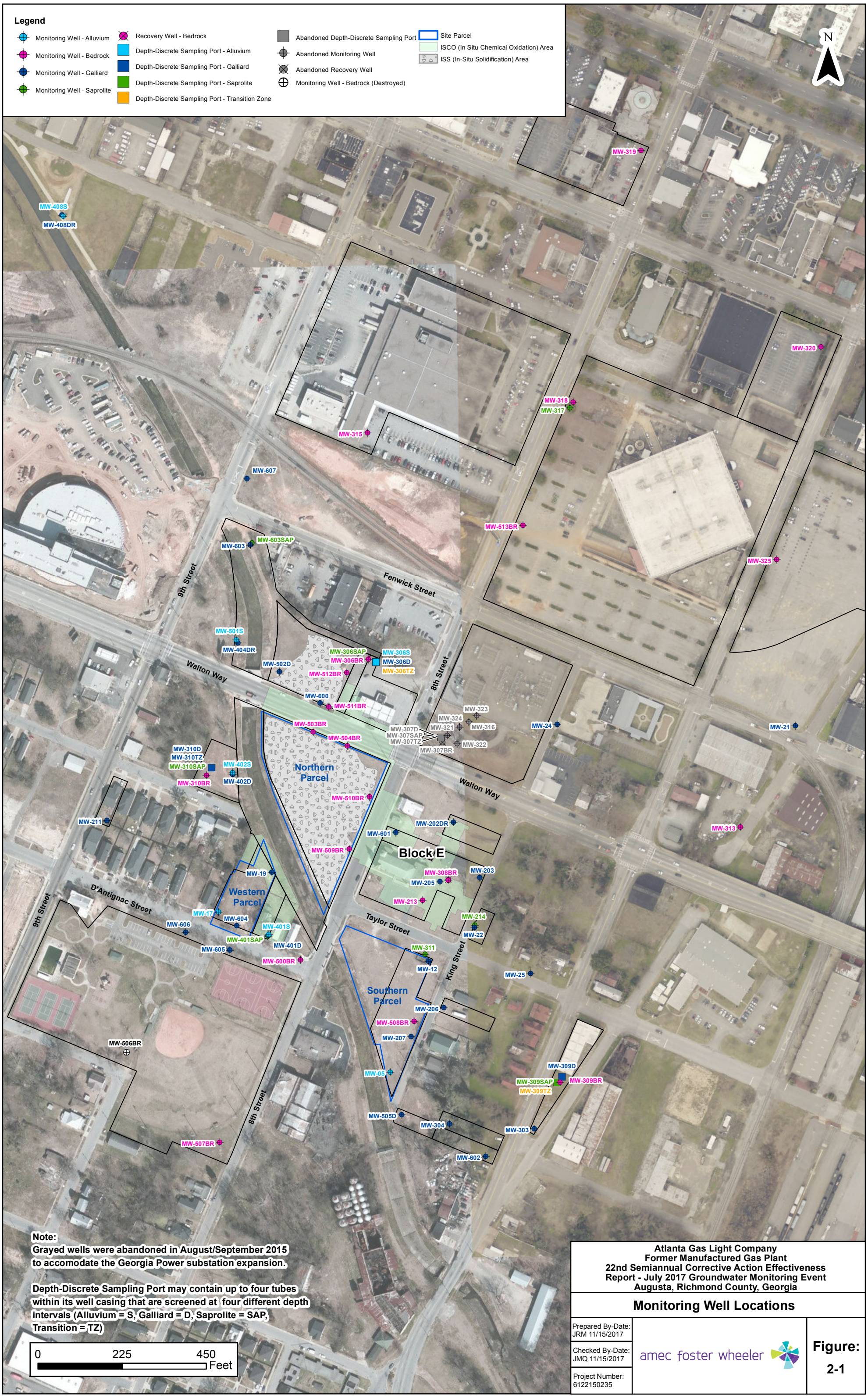

Atlanta Gas Light Company
Former Manufactured Gas Plant
22nd Semiannual Corrective Action Effectiveness Report - July 2017 Groundwater Monitoring Event
Augusta, Richmond County, Georgia

Monitoring Well Locations

Prepared By-Date: JRM 11/15/2017
Checked By-Date: JMQ 11/15/2017
Project Number: 6122150235

amec foster wheeler

Figure: 2-1

Document Path: G:\AGL_Augusta\2017 Second Report\MXD\monitoring_well_locs_july_2017.mxd

Atlanta Gas Light Company
Former Manufactured Gas Plant
22nd Semiannual Corrective Action Effectiveness
Report - July 2017 Groundwater Monitoring Event
Augusta, Richmond County, Georgia

Groundwater Elevation Map for the Alluvium
July 24, 2017

Prepared By-Date: CLS 11/15/2017
Checked By-Date: LSM 11/15/2017
Project Number: 6122150235

amec foster wheeler

Figure: 3-1

Document Path: G:\AGL_Augusta\2017 Second Report\MXD\GW_Alluvium.mxd

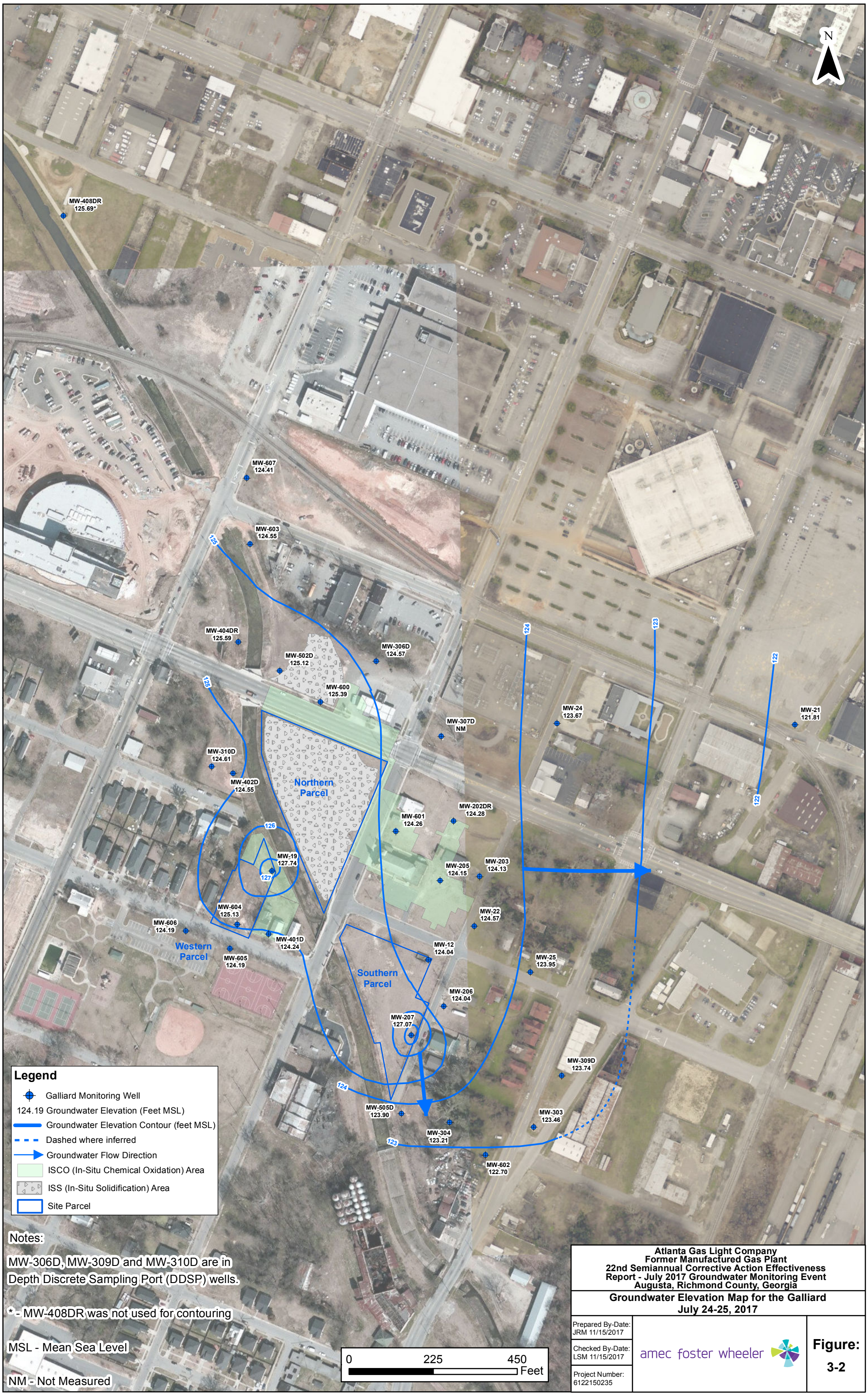

Atlanta Gas Light Company
Former Manufactured Gas Plant
22nd Semiannual Corrective Action Effectiveness Report - July 2017 Groundwater Monitoring Event
Augusta, Richmond County, Georgia

Groundwater Elevation Map for the Galliard
July 24-25, 2017

Prepared By-Date: JRM 11/15/2017
Checked By-Date: LSM 11/15/2017
Project Number: 6122150235

amec foster wheeler

Figure: 3-2

Document Path: G:\AGL_Augusta\2017 Second Report\MXD\GW_Galliard.mxd

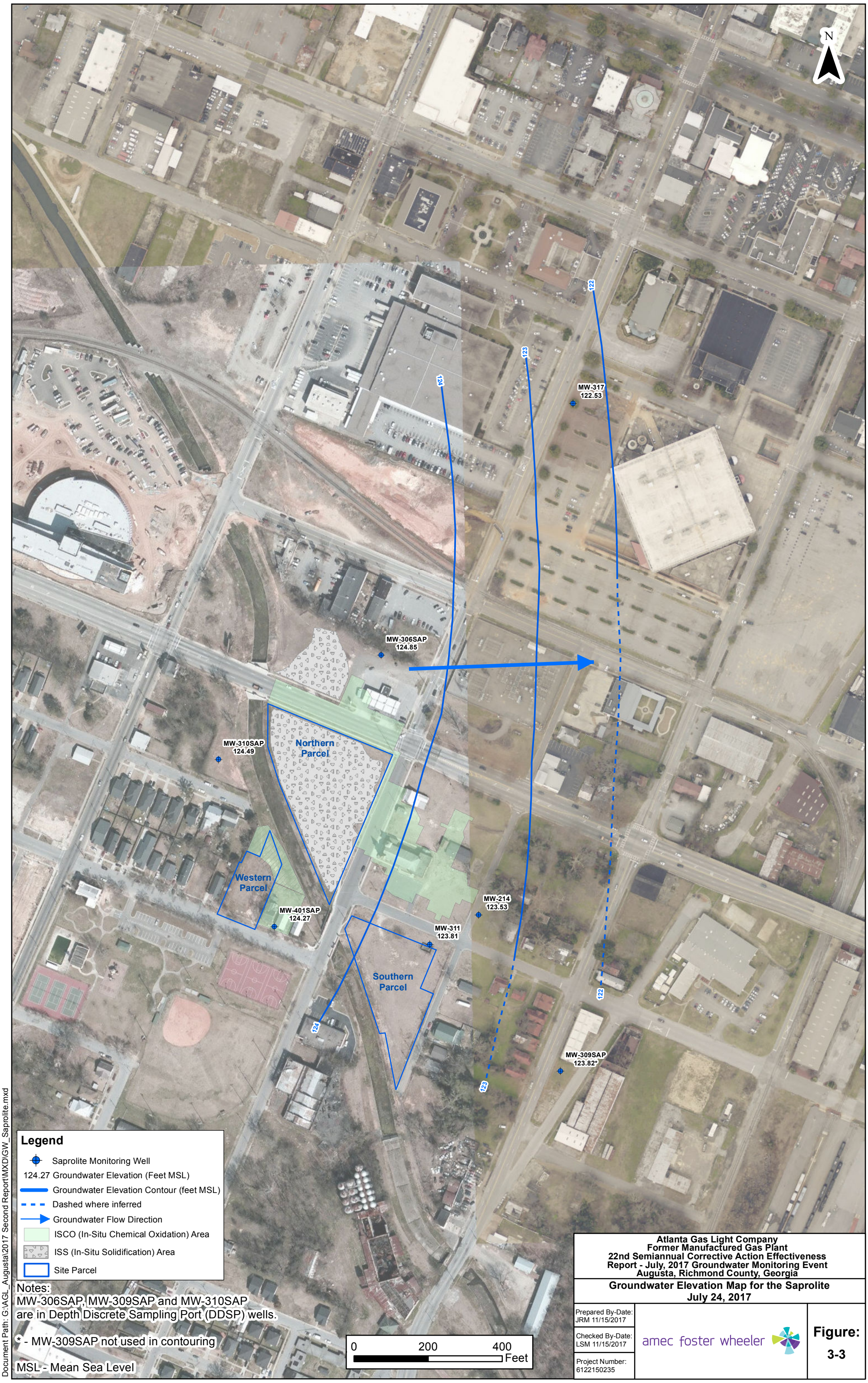

Document Path: G:\AGL_Augusta\2017 Second Report\MXD\GW_Saprolite.mxd

Atlanta Gas Light Company
Former Manufactured Gas Plant
22nd Semiannual Corrective Action Effectiveness Report - July, 2017 Groundwater Monitoring Event
Augusta, Richmond County, Georgia

Groundwater Elevation Map for the Saprolite
July 24, 2017

Prepared By-Date: JRM 11/15/2017	amec foster wheeler	Figure: 3-3
Checked By-Date: LSM 11/15/2017		
Project Number: 6122150235		

Atlanta Gas Light Company
Former Manufactured Gas Plant
22nd Semiannual Corrective Action Effectiveness Report - July 2017 Groundwater Monitoring Event
Augusta, Richmond County, Georgia

Hydraulic Potential Map for the Bedrock and Transition Wells - July 24-25, 2017

Prepared By-Date: CLS 11/15/2017
Checked By-Date: LSM 11/15/2017
Project Number: 6122150235

amec foster wheeler

Figure: 3-4

Document Path: G:\AGL_Augusta\2017 Second Report\MXD\Hydraulic Pot Map BR & TZ.mxd

Atlanta Gas Light Company
Former Manufactured Gas Plant
22nd Semiannual Corrective Action Effectiveness
Report - July 2017 Groundwater Monitoring Event
Augusta, Richmond County, Georgia

Type 1 RRS Exceedances for the Alluvium Wells
July 2017

Prepared By-Date: CLS 11/15/2017
Checked By-Date: LSM 11/15/2017
Project Number: 6122150235

amec foster wheeler

Figure: 3-5

Document Path: G:\AGL_Augusta\2017 Second Report\MXD\RRS_Exceedances_Alluvium.mxd

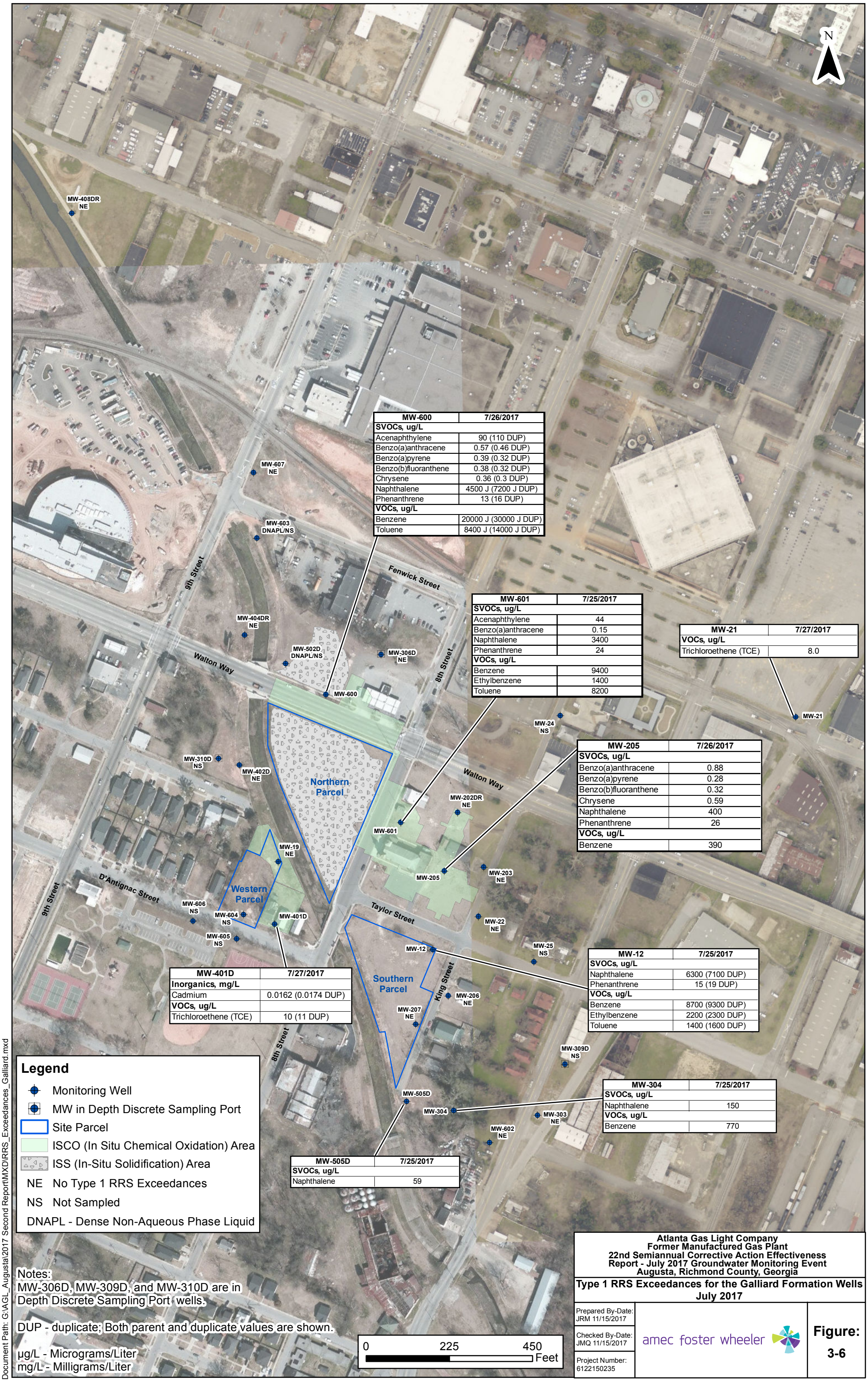

MW-600	7/26/2017
SVOCs, ug/L	
Acenaphthylene	90 (110 DUP)
Benzo(a)anthracene	0.57 (0.46 DUP)
Benzo(a)pyrene	0.39 (0.32 DUP)
Benzo(b)fluoranthene	0.38 (0.32 DUP)
Chrysene	0.36 (0.3 DUP)
Naphthalene	4500 J (7200 J DUP)
Phenanthrene	13 (16 DUP)
VOCs, ug/L	
Benzene	20000 J (30000 J DUP)
Toluene	8400 J (14000 J DUP)

MW-601	7/25/2017
SVOCs, ug/L	
Acenaphthylene	44
Benzo(a)anthracene	0.15
Naphthalene	3400
Phenanthrene	24
VOCs, ug/L	
Benzene	9400
Ethylbenzene	1400
Toluene	8200

MW-21	7/27/2017
VOCs, ug/L	
Trichloroethene (TCE)	8.0

MW-205	7/26/2017
SVOCs, ug/L	
Benzo(a)anthracene	0.88
Benzo(a)pyrene	0.28
Benzo(b)fluoranthene	0.32
Chrysene	0.59
Naphthalene	400
Phenanthrene	26
VOCs, ug/L	
Benzene	390

MW-401D	7/27/2017
Inorganics, mg/L	
Cadmium	0.0162 (0.0174 DUP)
VOCs, ug/L	
Trichloroethene (TCE)	10 (11 DUP)

MW-12	7/25/2017
SVOCs, ug/L	
Naphthalene	6300 (7100 DUP)
Phenanthrene	15 (19 DUP)
VOCs, ug/L	
Benzene	8700 (9300 DUP)
Ethylbenzene	2200 (2300 DUP)
Toluene	1400 (1600 DUP)

MW-304	7/25/2017
SVOCs, ug/L	
Naphthalene	150
VOCs, ug/L	
Benzene	770

MW-505D	7/25/2017
SVOCs, ug/L	
Naphthalene	59

Atlanta Gas Light Company
Former Manufactured Gas Plant
22nd Semiannual Corrective Action Effectiveness Report - July 2017 Groundwater Monitoring Event
Augusta, Richmond County, Georgia

Type 1 RRS Exceedances for the Galliard Formation Wells
July 2017

Prepared By-Date: JRM 11/15/2017
Checked By-Date: JMQ 11/15/2017
Project Number: 6122150235

amec foster wheeler

Figure: 3-6

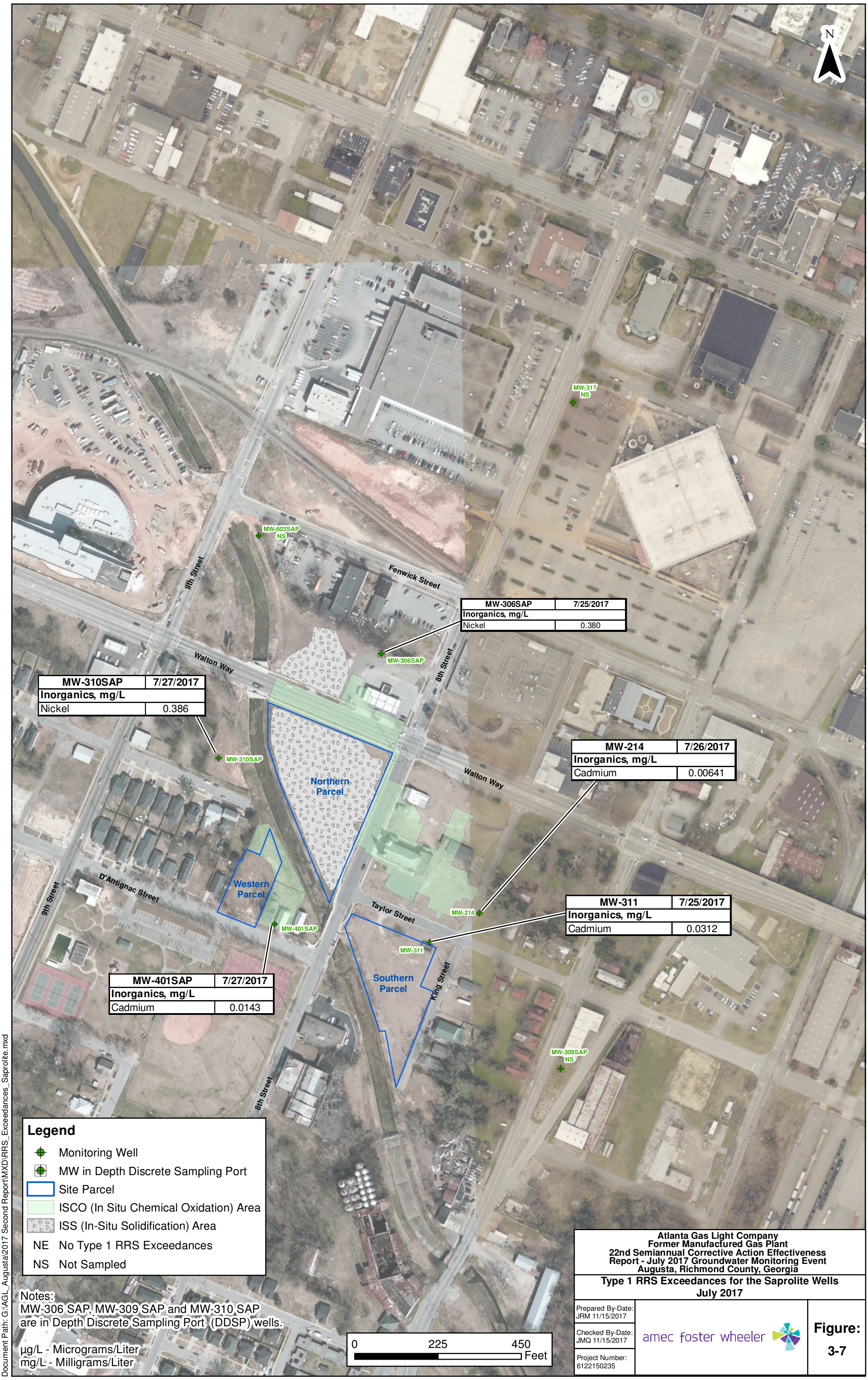

MW-306SAP	7/25/2017
Inorganics, mg/L	
Nickel	0.380

MW-310SAP	7/27/2017
Inorganics, mg/L	
Nickel	0.386

MW-214	7/26/2017
Inorganics, mg/L	
Cadmium	0.00641

MW-311	7/25/2017
Inorganics, mg/L	
Cadmium	0.0312

MW-401SAP	7/27/2017
Inorganics, mg/L	
Cadmium	0.0143

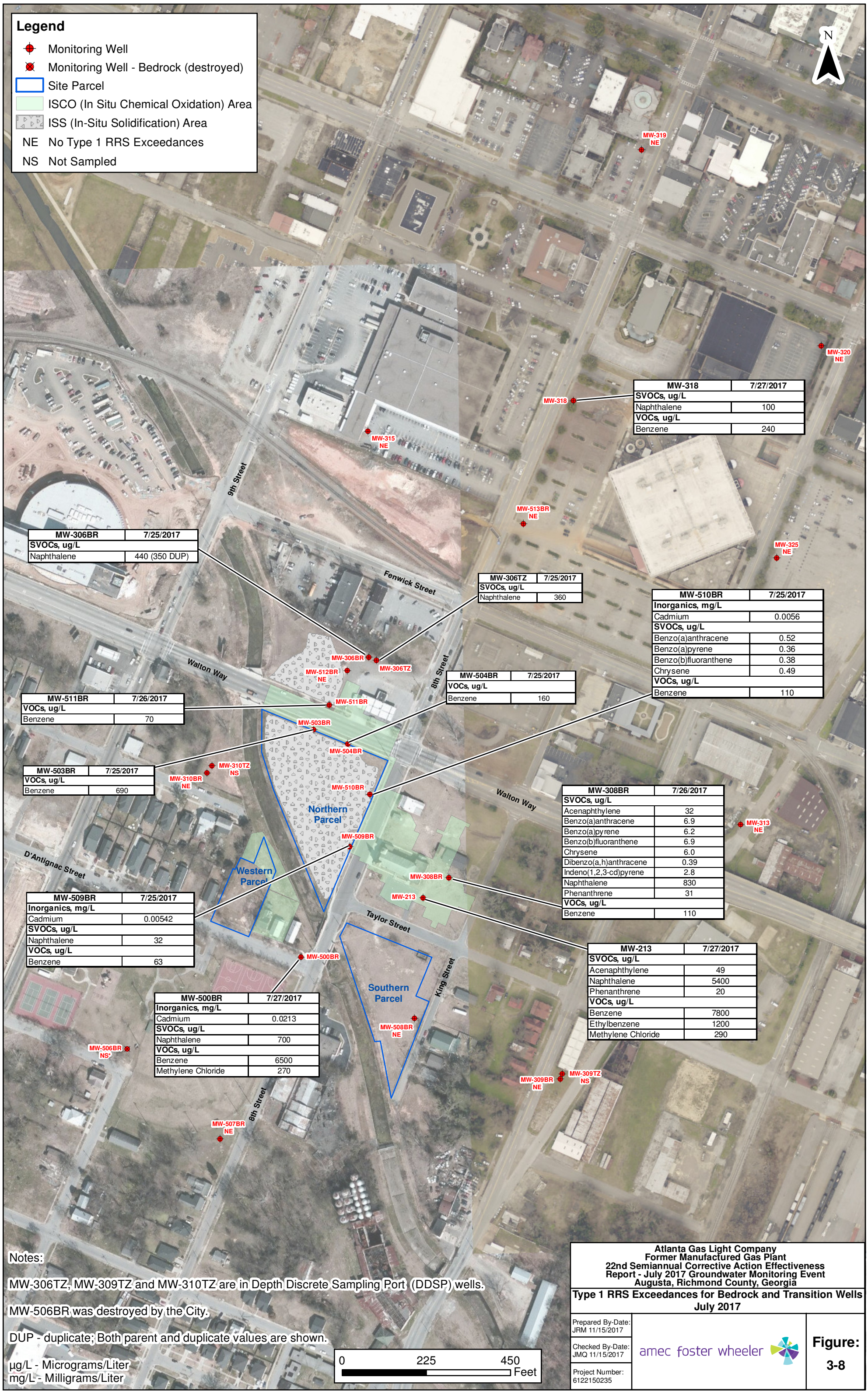

MW-318	7/27/2017
SVOCs, ug/L	
Naphthalene	100
VOCs, ug/L	
Benzene	240

MW-306BR	7/25/2017
SVOCs, ug/L	
Naphthalene	440 (350 DUP)

MW-306TZ	7/25/2017
SVOCs, ug/L	
Naphthalene	360

MW-510BR	7/25/2017
Inorganics, mg/L	
Cadmium	0.0056
SVOCs, ug/L	
Benzo(a)anthracene	0.52
Benzo(a)pyrene	0.36
Benzo(b)fluoranthene	0.38
Chrysene	0.49
VOCs, ug/L	
Benzene	110

MW-504BR	7/25/2017
VOCs, ug/L	
Benzene	160

MW-511BR	7/26/2017
VOCs, ug/L	
Benzene	70

MW-503BR	7/25/2017
VOCs, ug/L	
Benzene	690

MW-308BR	7/26/2017
SVOCs, ug/L	
Acenaphthylene	32
Benzo(a)anthracene	6.9
Benzo(a)pyrene	6.2
Benzo(b)fluoranthene	6.9
Chrysene	6.0
Dibenzo(a,h)anthracene	0.39
Indeno(1,2,3-cd)pyrene	2.8
Naphthalene	830
Phenanthrene	31
VOCs, ug/L	
Benzene	110

MW-509BR	7/25/2017
Inorganics, mg/L	
Cadmium	0.00542
SVOCs, ug/L	
Naphthalene	32
VOCs, ug/L	
Benzene	63

MW-213	7/27/2017
SVOCs, ug/L	
Acenaphthylene	49
Naphthalene	5400
Phenanthrene	20
VOCs, ug/L	
Benzene	7800
Ethylbenzene	1200
Methylene Chloride	290

MW-500BR	7/27/2017
Inorganics, mg/L	
Cadmium	0.0213
SVOCs, ug/L	
Naphthalene	700
VOCs, ug/L	
Benzene	6500
Methylene Chloride	270

Notes:

MW-306TZ, MW-309TZ and MW-310TZ are in Depth Discrete Sampling Port (DDSP) wells.

MW-506BR was destroyed by the City.

DUP - duplicate; Both parent and duplicate values are shown.

µg/L - Micrograms/Liter
mg/L - Milligrams/Liter

Atlanta Gas Light Company
Former Manufactured Gas Plant
22nd Semiannual Corrective Action Effectiveness Report - July 2017 Groundwater Monitoring Event
Augusta, Richmond County, Georgia

Type 1 RRS Exceedances for Bedrock and Transition Wells
July 2017

Prepared By-Date: JRM 11/15/2017
Checked By-Date: JMQ 11/15/2017
Project Number: 6122150235

amec foster wheeler

Figure: 3-8

Document Path: G:\AGL_Augusta\2017 Second Report\MXD\RRS_Exceedances_Bedrock_and_Transition_Zone.mxd

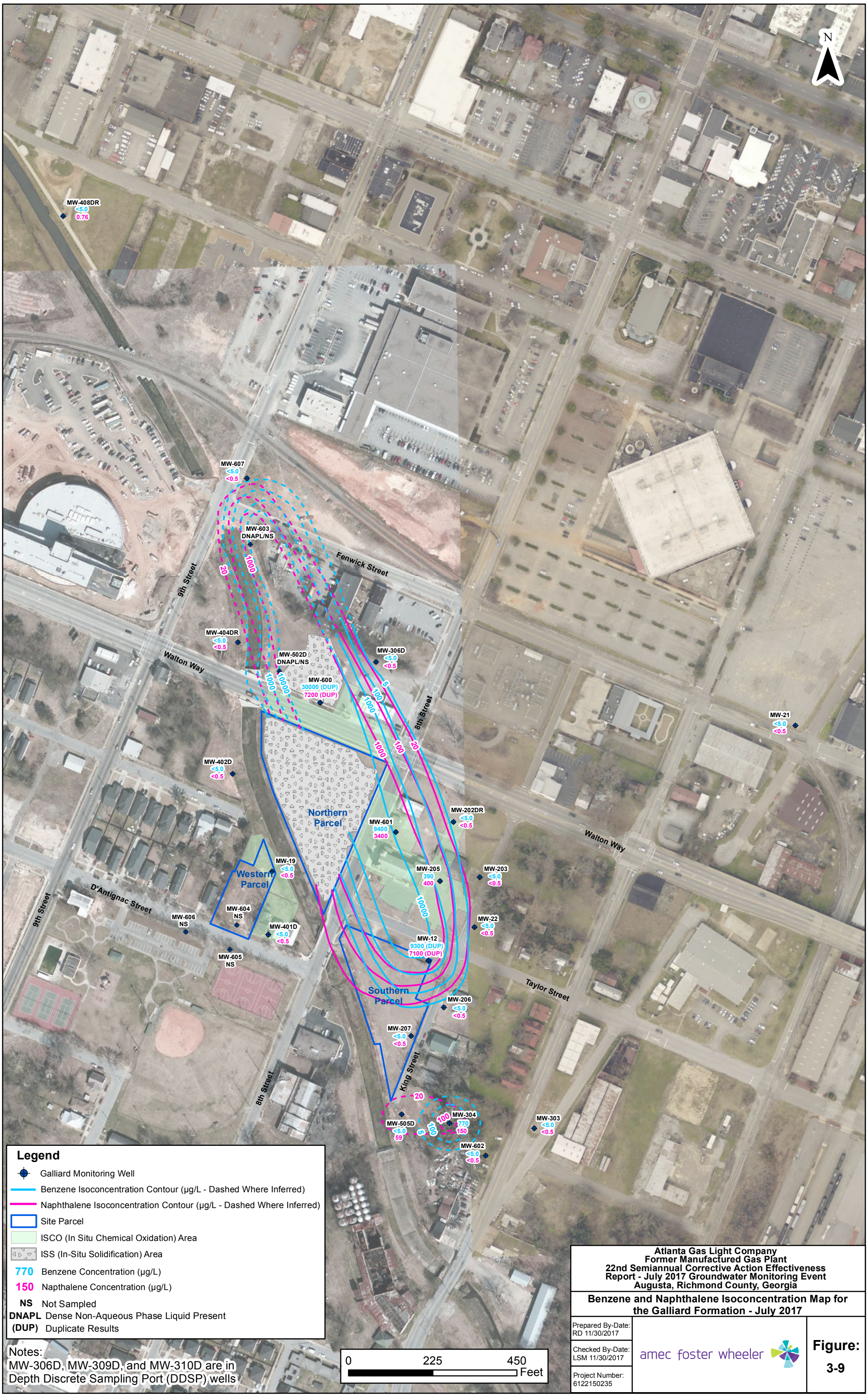

Atlanta Gas Light Company
Former Manufactured Gas Plant
22nd Semiannual Corrective Action Effectiveness Report - July 2017 Groundwater Monitoring Event
Augusta, Richmond County, Georgia

Benzene and Naphthalene Isoconcentration Map for the Galliard Formation - July 2017

Prepared By-Date: RD 11/30/2017	amec foster wheeler	Figure: 3-9
Checked By-Date: LSM 11/30/2017		
Project Number: 6122150235		

Document Path: G:\AGL_Augusta\2017 Second Report\MXD\Benz_Napthalene_Galliard.mxd

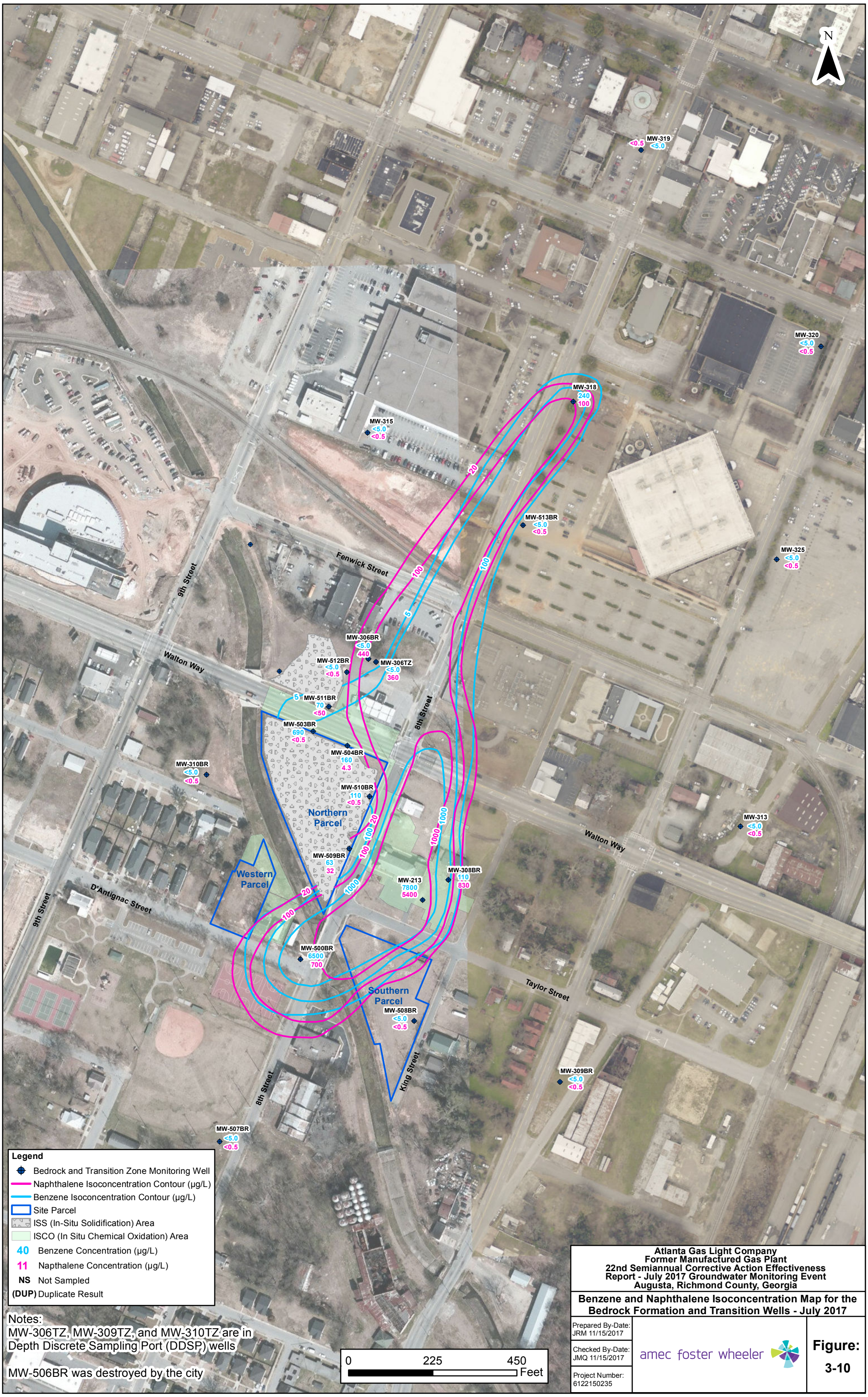

Atlanta Gas Light Company
Former Manufactured Gas Plant
22nd Semiannual Corrective Action Effectiveness Report - July 2017 Groundwater Monitoring Event
Augusta, Richmond County, Georgia

Benzene and Naphthalene Isoconcentration Map for the Bedrock Formation and Transition Wells - July 2017

Prepared By-Date: JRM 11/15/2017
Checked By-Date: JMQ 11/15/2017
Project Number: 6122150235

amec foster wheeler

Figure: 3-10

Document Path: G:\AGL_Augusta\2017 Second Report\MXD\Benz_Napthalene_BR_and_TZ.mxd

APPENDIX A

GROUNDWATER SAMPLING LOG SHEETS

PROJECT NAME: AGL-Augusta, Augusta, GA

FIELD SAMPLING REPORT

Project Number: 6122-15-0235

Amec Foster Wheeler, E&I
1075 BIG SHANTY ROAD NW, SUITE 100 KENNESAW GA 30144
PHONE: (770) 421-3400 / FAX: (770) 421-3486

SAMPLING EVENT: __1ST QUARTER __2ND QUARTER __3RD QUARTER __4TH QUARTER
MONITORING WELL TYPE: __Standard __ Compliance __Background __Extraction
WELL ID: MW-12-0717
WELL MATERIAL: PVC
SAMPLE METHOD: Peristaltic
DUP./REP. OF: DUP-1-0717
Top of Screened interval (btoc): 20.14
Screen length: 10
Tubing/Pump Intake Depth ~20
Arrived at: 1249
Initial PID _____
Bailing PID = _____

Product In Well: Yes / No: _____(ft)
WELL DIAMETER: 2"
DEPTH TO WATER: 7.30 GRAB (x) COMPOSITE ( )
TOTAL DEPTH: 24.99
WATER COLUMN HEIGHT: _____
PURGE VOLUME: _____
[0.04 x water column height (ft) x 3 (well volumes) for 1" wells]
[0.163 x water column height (ft) x 3 (well volumes) for 2" wells]
[0.653 x water column height (ft) x 3 (well volumes) for 4" wells]
[1.47 x water column height (ft) x 3 (well volumes) for 6" wells]

TIME	VOL. PURGED (gal)	Diss. Oxygen (+/- 10%)	ORP (+/- 10 mV)	pH (+/- 0.1 pH units)	SPEC. COND. (ms/cm) [+/- 3%]	TEMP (°C)	TURB. (NTU) [<10 NTU]	Pump Rate ml/min. (& pump setting)	New Water Level
Initial: 1305	—	4.71	-82.4	6.32	0.258	24.95	6.17	300 ( )	7.35
1311	.50	1.20	-79.4	6.25	0.256	24.58	5.19	300	7.35
1317	1.00	0.72	-73.3	6.24	0.255	24.34	4.63	300	"
1323	1.50	0.30	-68.7	6.19	0.247	24.78	2.84	300	"
1329	2.00	0.23	-61.3	6.15	0.248	24.28	1.83	300	"
1335	2.50	0.20	-59.6	6.12	0.250	24.05	1.15	300	"
1337	Sample time MW-12-0717								

NOTES: Strong odor. DUP-1 Taken at this location (1200)

SAMPLE DATE: 7-25-17
SAMPLE TIME: 1337

CONTAINER SIZE/TYPE	NO.	PRESERVATIVE	ANALYTICAL METHOD	ANALYSIS
250 ml poly	1	HNO3	6020/ 7470A	Total Metals & Hg
40 ml vial	2	HCL	8260	VOC list
1 L Amber	2	None	8270C SIM	PAHs
500 ml poly	1	NaOH	9014	CN

GENERAL INFORMATION	
WEATHER:	partly cloudy Hot humid
SHIPPED VIA:	Delivered/Shipped to AES laboratory
SHIPPED TO:	AES Laboratories, 3785 Presidential Parkway, Atlanta, GA 30340
SAMPLER: Mark A.	OBSERVER:

PROJECT NAME: AGL-Augusta, Augusta, GA

FIELD SAMPLING REPORT

Project Number: 6122-15-0235

Amec Foster Wheeler, E&I
1075 BIG SHANTY ROAD NW, SUITE 100 KENNESAW GA 30144
PHONE: (770) 421-3400 / FAX: (770) 421-3486

SAMPLING EVENT: __1ST QUARTER __2ND QUARTER __3RD QUARTER __4TH QUARTER
MONITORING WELL TYPE: __Standard __ Compliance __Background __Extraction
WELL ID: MW-19-0717
WELL MATERIAL: PVC
SAMPLE METHOD: PERISTALTIC

DUP./REP. OF:_____

Top of Screened interval (btoc):_____
Screen length:_____
Tubing/Pump Intake Depth 17.0'
Arrived at:_____
Initial PID _____
Bailing PID = _____

Product In Well: Yes / No:_____(ft)

WELL DIAMETER: _____
DEPTH TO WATER: 12.43 GRAB (x) COMPOSITE ( )
TOTAL DEPTH: 19.37
WATER COLUMN HEIGHT: 6.94 X .17 = 1.17 X 3 = 3.53
PURGE VOLUME: 3.53
[0.04 x water column height (ft) x 3 (well volumes) for 1" wells]
[0.163 x water column height (ft) x 3 (well volumes) for 2" wells]
[0.653 x water column height (ft) x 3 (well volumes) for 4" wells]
[1.47 x water column height (ft) x 3 (well volumes) for 6" wells]

TIME	VOL. PURGED (gal)	Diss. Oxygen (+/- 10%)	ORP (+/- 10 mV)	pH (+/- 0.1 pH units)	SPEC. COND. (ms/cm) [+/- 3%]	TEMP (°C)	TURB. (NTU) [<10 NTU]	Pump Rate ml/min. (& pump setting)	New Water Level
Initial: 1515	0.25	0.78	31.9	6.38	0.504	25.21	38.5	100 ( )	12.45
1525	0.5	0.63	45.7	6.26	0.505	25.66	24.9		12.45
1535	0.75	0.60	37.0	6.24	0.505	25.91	22.7		12.45
1545	1.0	0.69	24.7	6.16	0.503	22.99	15.6		12.45
1555	1.25	0.55	26.5	6.17	0.504	22.91	12.8		12.45
1605	1.5	0.52	26.4	6.18	0.504	22.87			12.45
1610	Collect Sample								

NOTES:

SAMPLE DATE: 7-26-17
SAMPLE TIME: 1610

CONTAINER SIZE/TYPE	NO.	PRESERVATIVE	ANALYTICAL METHOD	ANALYSIS
250 ml poly	1	HNO3	6020/ 7470A	Total Metals & Hg
40 ml vial	2	HCL	8260	VOC list
1 L Amber	2	None	8270C SIM	PAHs
500 ml poly	1	NaOH	9014	CN

GENERAL INFORMATION			
WEATHER:	HOT- HUMID - RAIN		
SHIPPED VIA:	Delivered/Shipped to AES laboratory		
SHIPPED TO:	AES Laboratories, 3785 Presidential Parkway, Atlanta, GA 30340		
SAMPLER:	EVER GUILLEN	OBSERVER:	

PROJECT NAME: AGL-Augusta, Augusta, GA

FIELD SAMPLING REPORT

Project Number: 6122-15-0235

Amec Foster Wheeler, E&I
1075 BIG SHANTY ROAD NW, SUITE 100 KENNESAW GA 30144
PHONE: (770) 421-3400 / FAX: (770) 421-3486

SAMPLING EVENT: __1ST QUARTER __2ND QUARTER __3RD QUARTER __4TH QUARTER
MONITORING WELL TYPE: __Standard __ Compliance __Background __Extraction
WELL ID: MW-21-0717
WELL MATERIAL: PVC
SAMPLE METHOD: Peristaltic

DUP./REP. OF:_____

Top of Screened interval (btoc):_____
Screen length:_____
Tubing/Pump Intake Depth 25'
Arrived at: 1245
Initial PID _____
Bailing PID = _____

Product In Well: Yes / (No) _____(ft)

WELL DIAMETER: 2"
DEPTH TO WATER: 6.56 GRAB (x) COMPOSITE ( )
TOTAL DEPTH: 28.43
WATER COLUMN HEIGHT:_____
PURGE VOLUME:_____
[0.04 x water column height (ft) x 3 (well volumes) for 1" wells]
[0.163 x water column height (ft) x 3 (well volumes) for 2" wells]
[0.653 x water column height (ft) x 3 (well volumes) for 4" wells]
[1.47 x water column height (ft) x 3 (well volumes) for 6" wells]

TIME	VOL. PURGED (gal)	Diss. Oxygen (+/- 10%)	ORP (+/- 10 mV)	pH (+/- 0.1 pH units)	SPEC. COND. (ms/cm) [+/- 3%]	TEMP (°C)	TURB. (NTU) [<10 NTU]	Pump Rate ml/min. (& pump setting)	New Water Level
Initial: 1258	—	1.24	155.9	7.20	0.324	26.14	39.9	300 ( )	6.62
1304	.50	0.49	160.9	6.74	0.324	25.96	10.8	300	6.62
1310	1.00	0.45	158.9	6.33	0.677	25.88	8.39	300	6.62
1316	1.50	0.31	147.7	6.29	0.700	25.64	3.49	300	6.62
1322	2.00	0.16	138.0	6.30	0.704	25.77	3.17	300	6.62
1328	2.50	0.14	137.6	6.30	0.704	25.80	3.06	300	6.62
1334	3.00	0.14	130.2	6.30	0.706	25.95	2.72	300	6.62
1336	Sample time MW-21-0717								

NOTES:

SAMPLE DATE: 7-27-17
SAMPLE TIME: 1336

CONTAINER SIZE/TYPE	NO.	PRESERVATIVE	ANALYTICAL METHOD	ANALYSIS
250 ml poly	1	HNO3	6020/ 7470A	Total Metals & Hg
40 ml vial	2	HCL	8260	VOC list
1 L Amber	2	None	8270C SIM	PAHs
500 ml poly	1	NaOH	9014	CN

GENERAL INFORMATION	
WEATHER:	Partly Cloudy Hot
SHIPPED VIA:	Delivered/Shipped to AES laboratory
SHIPPED TO:	AES Laboratories, 3785 Presidential Parkway, Atlanta, GA 30340
SAMPLER: Mark A	OBSERVER:

PROJECT NAME: AGL-Augusta, Augusta, GA

FIELD SAMPLING REPORT

Project Number: 6122-15-0235

Amec Foster Wheeler, E&I
1075 BIG SHANTY ROAD NW, SUITE 100 KENNESAW GA 30144
PHONE: (770) 421-3400 / FAX: (770) 421-3486

SAMPLING EVENT: __1ST QUARTER __2ND QUARTER __3RD QUARTER __4TH QUARTER
MONITORING WELL TYPE: __Standard __ Compliance __Background __Extraction
WELL ID: MW-22-0717
WELL MATERIAL: PVC
SAMPLE METHOD: Peristaltic

DUP./REP. OF:_____

Top of Screened interval (btoc):_____
Screen length:_____
Tubing/Pump Intake Depth 20
Arrived at: 1004
Initial PID _____
Bailing PID = _____

Product In Well: Yes / No: _____(ft)

WELL DIAMETER: 2"
DEPTH TO WATER: 5.55 GRAB (x) COMPOSITE ( )
TOTAL DEPTH: 22.75
WATER COLUMN HEIGHT:_____
PURGE VOLUME:_____
[0.04 x water column height (ft) x 3 (well volumes) for 1" wells]
[0.163 x water column height (ft) x 3 (well volumes) for 2" wells]
[0.653 x water column height (ft) x 3 (well volumes) for 4" wells]
[1.47 x water column height (ft) x 3 (well volumes) for 6" wells]

TIME	VOL. PURGED (gal)	Diss. Oxygen (+/- 10%)	ORP (+/- 10 mV)	pH (+/- 0.1 pH units)	SPEC. COND. (ms/cm) [+/- 3%]	TEMP (°C)	TURB. (NTU) [<10 NTU]	Pump Rate ml/min. (& pump setting)	New Water Level
Initial: 1012	—	4.51	135.0	6.43	0.221	24.31	8.47	300 ( )	5.83
1018	.50	2.53	135.1	6.37	0.223	24.15	8.17	300	5.99
1024	1.00	0.80	134.9	6.30	0.236	23.81	4.14	300	5.99
1030	1.50	0.43	134.0	6.28	0.242	23.82	3.08	300	5.99
1036	2.00	0.38	134.2	6.28	0.243	23.74	2.40	300	5.99
1042	2.50	0.41	133.0	6.27	0.244	23.86	2.53	300	5.99
1044	Sample	time	MW-22-0717						

NOTES:

SAMPLE DATE: 7-26-17
SAMPLE TIME: 1044

CONTAINER SIZE/TYPE	NO.	PRESERVATIVE	ANALYTICAL METHOD	ANALYSIS
250 ml poly	1	HNO3	6020/ 7470A	Total Metals & Hg
40 ml vial	2	HCL	8260	VOC list
1 L Amber	2	None	8270C SIM	PAHs
500 ml poly	1	NaOH	9014	CN

GENERAL INFORMATION			
WEATHER:	Cloudy Hot humid		
SHIPPED VIA:	Delivered/Shipped to AES laboratory		
SHIPPED TO:	AES Laboratories, 3785 Presidential Parkway, Atlanta, GA 30340		
SAMPLER:	Mark A	OBSERVER:	

PROJECT NAME: AGL-Augusta, Augusta, GA

FIELD SAMPLING REPORT

Project Number: 6122-15-0235

Amec Foster Wheeler, E&I
1075 BIG SHANTY ROAD NW, SUITE 100 KENNESAW GA 30144
PHONE: (770) 421-3400 / FAX: (770) 421-3486

SAMPLING EVENT: __1ST QUARTER __2ND QUARTER __3RD QUARTER __4TH QUARTER
MONITORING WELL TYPE: __Standard __ Compliance __Background __Extraction
WELL ID: MW-202DR-0717
WELL MATERIAL: PVC
SAMPLE METHOD: Peristaltic

DUP./REP. OF: NA

Top of Screened interval (btoc): 24.5-29.5
Screen length: 5
Tubing/Pump Intake Depth 27
Arrived at: NA
Initial PID NA
Bailing PID = NA

Product In Well: Yes / No: No (ft)

WELL DIAMETER: 2"
DEPTH TO WATER: 7.36 GRAB (x) COMPOSITE ( )
TOTAL DEPTH: 29.35
WATER COLUMN HEIGHT:
PURGE VOLUME: Low Flow
[0.04 x water column height (ft) x 3 (well volumes) for 1" wells]
[0.163 x water column height (ft) x 3 (well volumes) for 2" wells]
[0.653 x water column height (ft) x 3 (well volumes) for 4" wells]
[1.47 x water column height (ft) x 3 (well volumes) for 6" wells]

TIME	VOL. PURGED (gal)	Diss. Oxygen (+/- 10%)	ORP (+/- 10 mV)	pH (+/- 0.1 pH units)	SPEC. COND. (ms/cm) [+/- 3%]	TEMP (°C)	TURB. (NTU) [<10 NTU]	Pump Rate ml/min. (& pump setting)	New Water Level
Initial: 7:00	0	1.00	220.5	6.58	0.752	21.62	4.52	500 ( )	7.42
7:05	0.6	0.28	150.1	5.95	0.546	21.30	3.23	500	7.42
7:10	1.2	0.25	120.6	5.96	0.536	21.19	2.64	500	7.42
7:15	1.8	0.17	103.5	6.05	0.535	21.16	1.78	500	7.42
7:20	2.4	0.15	101.3	6.07	0.535	21.14	1.00	500	7.42
7:23-	Parametes	Stable-	Sample						

NOTES:

SAMPLE DATE: 7-26-17
SAMPLE TIME: 7:23

CONTAINER SIZE/TYPE	NO.	PRESERVATIVE	ANALYTICAL METHOD	ANALYSIS
250 ml poly	1	HNO3	6020/ 7470A	Total Metals & Hg
40 ml vial	2	HCL	8260	VOC list
1 L Amber	2	None	8270C SIM	PAHs
500 ml poly	1	NaOH	9014	CN

GENERAL INFORMATION			
WEATHER:	Sunny 80°		
SHIPPED VIA:	Delivered/Shipped to AES laboratory		
SHIPPED TO:	AES Laboratories, 3785 Presidential Parkway, Atlanta, GA 30340		
SAMPLER:	Jeff Moore	OBSERVER:	Mark Andrews

PROJECT NAME: AGL-Augusta, Augusta, GA

FIELD SAMPLING REPORT

Project Number: 6122-15-0235

Amec Foster Wheeler, E&I
1075 BIG SHANTY ROAD NW, SUITE 100 KENNESAW GA 30144
PHONE: (770) 421-3400 / FAX: (770) 421-3486

SAMPLING EVENT: __1ST QUARTER __2ND QUARTER __3RD QUARTER __4TH QUARTER
MONITORING WELL TYPE: __Standard __ Compliance __Background __Extraction
WELL ID: MW-203-0717
WELL MATERIAL: PVC
SAMPLE METHOD: Peristaltic

DUP./REP. OF: NA

Top of Screened interval (btoc): 22.1-26
Screen length: 4'
Tubing/Pump Intake Depth 24'
Arrived at: NA
Initial PID NA
Bailing PID = NA

Product In Well: Yes / No: No (ft)

WELL DIAMETER: 2"
DEPTH TO WATER: 6.67 GRAB (x) COMPOSITE ( )
TOTAL DEPTH: 26.51
WATER COLUMN HEIGHT:
PURGE VOLUME: Low Flow
[0.04 x water column height (ft) x 3 (well volumes) for 1" wells]
[0.163 x water column height (ft) x 3 (well volumes) for 2" wells]
[0.653 x water column height (ft) x 3 (well volumes) for 4" wells]
[1.47 x water column height (ft) x 3 (well volumes) for 6" wells]

TIME	VOL. PURGED (gal)	Diss. Oxygen (+/- 10%)	ORP (+/- 10 mV)	pH (+/- 0.1 pH units)	SPEC. COND. (ms/cm) [+/- 3%]	TEMP (°C)	TURB. (NTU) [<10 NTU]	Pump Rate ml/min. (& pump setting)	New Water Level
Initial: 7:55	0	1.37	90.9	6.51	0.449	22.05	3.44	450 ( )	6.70
8:00	0.5	0.22	102.3	6.13	0.439	21.56	1.87	450	6.70
8:05	1	0.21	104.2	6.06	0.437	21.48	1.95	450	6.70
8:10	1.5	0.16	95.6	6.15	0.445	21.41	1.54	450	6.70
8:15	2	0.15	93.6	6.17	0.445	21.41	1.76	450	6.71
8:18-	Parameters	Stable-	Sample						

NOTES:

SAMPLE DATE: 7-26-17
SAMPLE TIME: 8:18

CONTAINER SIZE/TYPE	NO.	PRESERVATIVE	ANALYTICAL METHOD	ANALYSIS
250 ml poly	1	HNO3	6020/ 7470A	Total Metals & Hg
40 ml vial	2	HCL	8260	VOC list
1 L Amber	2	None	8270C SIM	PAHs
500 ml poly	1	NaOH	9014	CN

GENERAL INFORMATION	
WEATHER:	Sunny 95°
SHIPPED VIA:	Delivered/Shipped to AES laboratory
SHIPPED TO:	AES Laboratories, 3785 Presidential Parkway, Atlanta, GA 30340
SAMPLER: Jeff Moore	OBSERVER: Mark Andrews

PROJECT NAME: AGL-Augusta, Augusta, GA

FIELD SAMPLING REPORT

Project Number: 6122-15-0235

Amec Foster Wheeler, E&I
1075 BIG SHANTY ROAD NW, SUITE 100 KENNESAW GA 30144
PHONE: (770) 421-3400 / FAX: (770) 421-3486

SAMPLING EVENT: __1ST QUARTER __2ND QUARTER __3RD QUARTER __4TH QUARTER
MONITORING WELL TYPE: __Standard __ Compliance __Background __Extraction
WELL ID: MW-205-0717
WELL MATERIAL: PVC
SAMPLE METHOD: peristaltic

DUP./REP. OF:_____

Top of Screened interval (btoc):_____
Screen length:_____
Tubing/Pump Intake Depth 24.5'
Arrived at: 1137
Initial PID _____
Bailing PID = _____

Product In Well: Yes / No: _____(ft)

WELL DIAMETER: 2"
DEPTH TO WATER: 6.84 GRAB (x) COMPOSITE ( )
TOTAL DEPTH: 25.90
WATER COLUMN HEIGHT:_____
PURGE VOLUME:_____
[0.04 x water column height (ft) x 3 (well volumes) for 1" wells]
[0.163 x water column height (ft) x 3 (well volumes) for 2" wells]
[0.653 x water column height (ft) x 3 (well volumes) for 4" wells]
[1.47 x water column height (ft) x 3 (well volumes) for 6" wells]

TIME	VOL. PURGED (gal)	Diss. Oxygen (+/- 10%)	ORP (+/- 10 mV)	pH (+/- 0.1 pH units)	SPEC. COND. (ms/cm) [+/- 3%]	TEMP (°C)	TURB. (NTU) [<10 NTU]	Pump Rate ml/min. (& pump setting)	New Water Level
Initial: 1155	—	3.20	-53.8	6.17	0.493	24.45	4.76	300 ( )	6.87
1201	.50	0.47	-63.0	6.11	0.497	24.78	5.07	300	6.87
1207	1.00	0.24	-45.7	6.11	0.513	24.64	6.48	300	6.87
1212	1.50	0.23	-55.8	6.03	0.592	24.19	5.73	300	6.87
1218	2.00	0.14	-53.3	6.01	0.614	24.56	6.96	300	6.87
1224	2.50	0.10	-59.4	6.01	0.616	24.26	4.88	300	6.87
1230	3.00	0.08	-59.6	6.00	0.617	24.31	5.32	300	6.87
1232	Sample time MW-205-0717								

NOTES:

SAMPLE DATE: 7-26-17
SAMPLE TIME: 1232

CONTAINER SIZE/TYPE	NO.	PRESERVATIVE	ANALYTICAL METHOD	ANALYSIS
250 ml poly	1	HNO3	6020/ 7470A	Total Metals & Hg
40 ml vial	2	HCL	8260	VOC list
1 L Amber	2	None	8270C SIM	PAHs
500 ml poly	1	NaOH	9014	CN

GENERAL INFORMATION	
WEATHER:	
SHIPPED VIA:	Delivered/Shipped to AES laboratory
SHIPPED TO:	AES Laboratories, 3785 Presidential Parkway, Atlanta, GA 30340
SAMPLER: Mark A.	OBSERVER:

PROJECT NAME: AGL-Augusta, Augusta, GA

FIELD SAMPLING REPORT

Project Number: 6122-15-0235

Amec Foster Wheeler, E&I
1075 BIG SHANTY ROAD NW, SUITE 100 KENNESAW GA 30144
PHONE: (770) 421-3400 / FAX: (770) 421-3486

SAMPLING EVENT: __1ST QUARTER __2ND QUARTER __3RD QUARTER __4TH QUARTER
MONITORING WELL TYPE: __Standard __ Compliance __Background __Extraction
WELL ID: MW-206-0717
WELL MATERIAL: PVC
SAMPLE METHOD: Peristaltic

DUP./REP. OF: NA

Top of Screened interval (btoc): 23.9-27.8
Screen length: 3.9
Tubing/Pump Intake Depth 26
Arrived at: NA
Initial PID NA
Bailing PID = NA

Product In Well: Yes / No: No (ft)

WELL DIAMETER: 2"
DEPTH TO WATER: 6.05 GRAB (x) COMPOSITE ( )
TOTAL DEPTH: 28.4
WATER COLUMN HEIGHT:
PURGE VOLUME: Low Flow
[0.04 x water column height (ft) x 3 (well volumes) for 1" wells]
[0.163 x water column height (ft) x 3 (well volumes) for 2" wells]
[0.653 x water column height (ft) x 3 (well volumes) for 4" wells]
[1.47 x water column height (ft) x 3 (well volumes) for 6" wells]

TIME	VOL. PURGED (gal)	Diss. Oxygen (+/- 10%)	ORP (+/- 10 mV)	pH (+/- 0.1 pH units)	SPEC. COND. (ms/cm) [+/- 3%]	TEMP (°C)	TURB. (NTU) [<10 NTU]	Pump Rate ml/min. (& pump setting)	New Water Level
Initial: 11:52	0	0.56	32.1	7.33	0.680	22.78	2.18	300 ( )	6.58
11:57	0.4	0.21	28.4	7.20	0.677	22.64	2.11	300	6.80
12:02	0.8	0.17	-6.7	7.13	0.647	22.55	1.91	300	6.95
12:07	1.2	0.16	-34.0	7.01	0.612	22.58	1.45	300	6.98
12:12	1.6	0.16	-38.1	6.96	0.595	22.59	1.47	300	7.00
12:17	2	0.19	-38.2	6.95	0.593	22.62	1.32	300	7.03
12:20-	Parameters	Stable-	Sample						

NOTES:

SAMPLE DATE: 7-25-17
SAMPLE TIME: 12:20

CONTAINER SIZE/TYPE	NO.	PRESERVATIVE	ANALYTICAL METHOD	ANALYSIS
250 ml poly	1	HNO3	6020/ 7470A	Total Metals & Hg
40 ml vial	2	HCL	8260	VOC list
1 L Amber	2	None	8270C SIM	PAHs
500 ml poly	1	NaOH	9014	CN

GENERAL INFORMATION	
WEATHER:	Sunny 95°
SHIPPED VIA:	Delivered/Shipped to AES laboratory
SHIPPED TO:	AES Laboratories, 3785 Presidential Parkway, Atlanta, GA 30340
SAMPLER: Jeff Moore	OBSERVER: Mark Andrews

PROJECT NAME: AGL-Augusta, Augusta, GA

FIELD SAMPLING REPORT

Project Number: 6122-15-0235

Amec Foster Wheeler, E&I
1075 BIG SHANTY ROAD NW, SUITE 100 KENNESAW GA 30144
PHONE: (770) 421-3400 / FAX: (770) 421-3486

SAMPLING EVENT: __1ST QUARTER __2ND QUARTER __3RD QUARTER __4TH QUARTER
MONITORING WELL TYPE: __Standard __ Compliance __Background __Extraction
WELL ID: MW-207-0717
WELL MATERIAL: PVC
SAMPLE METHOD: peristaltic

Product In Well: Yes / No: _____(ft)

WELL DIAMETER: 2"
DEPTH TO WATER: 5.61
TOTAL DEPTH: 26.03

GRAB (x) COMPOSITE ( )

DUP./REP. OF: _____

Top of Screened interval (btoc): _____
Screen length: 4
Tubing/Pump Intake Depth ~22.5
Arrived at: _____
Initial PID _____
Bailing PID = _____

WATER COLUMN HEIGHT: _____
PURGE VOLUME: _____
[0.04 x water column height (ft) x 3 (well volumes) for 1" wells]
[0.163 x water column height (ft) x 3 (well volumes) for 2" wells]
[0.653 x water column height (ft) x 3 (well volumes) for 4" wells]
[1.47 x water column height (ft) x 3 (well volumes) for 6" wells]

TIME	VOL. PURGED (gal)	Diss. Oxygen (+/- 10%)	ORP (+/- 10 mV)	pH (+/- 0.1 pH units)	SPEC. COND. (ms/cm) [+/- 3%]	TEMP (°C)	TURB. (NTU) [<10 NTU]	Pump Rate ml/min. (& pump setting)	New Water Level
Initial: 0940	—	7.00	-28.4	6.19	0.517	25.15	7.21	200 ( )	6.50
0945	.25	1.20	-29.7	6.16	0.521	25.03	3.59	200	~~6.67~~ 6.81
0950	.50	0.54	-30.7	6.15	0.523	24.85	3.64	200	7.20
0955	.75	0.36	-25.0	6.16	0.519	24.74	6.18	200	7.43
1000	1.00	0.29	-13.7	6.15	0.509	24.52	3.38	200	7.61
1005	1.25	0.27	-11.7	6.15	0.507	24.69	5.08	200	7.80
1010	1.50	0.26	-13.1	6.15	0.508	24.76	2.67	200	7.87
1012	Sample time								

NOTES:

SAMPLE DATE: 7-25-17
SAMPLE TIME: 1012

CONTAINER SIZE/TYPE	NO.	PRESERVATIVE	ANALYTICAL METHOD	ANALYSIS
250 ml poly	1	HNO3	6020/ 7470A	Total Metals & Hg
40 ml vial	2	HCL	8260	VOC list
1 L Amber	2	None	8270C SIM	PAHs
500 ml poly	1	NaOH	9014	CN

GENERAL INFORMATION			
WEATHER:	Sunny Hot humid		
SHIPPED VIA:	Delivered/Shipped to AES laboratory		
SHIPPED TO:	AES Laboratories, 3785 Presidential Parkway, Atlanta, GA 30340		
SAMPLER:	Mark A.	OBSERVER:	

PROJECT NAME: AGL-Augusta, Augusta, GA

FIELD SAMPLING REPORT

Project Number: 6122-15-0235

Amec Foster Wheeler, E&I
1075 BIG SHANTY ROAD NW, SUITE 100 KENNESAW GA 30144
PHONE: (770) 421-3400 / FAX: (770) 421-3486

SAMPLING EVENT: __1ST QUARTER __2ND QUARTER __3RD QUARTER __4TH QUARTER
MONITORING WELL TYPE: __Standard __ Compliance __Background __Extraction
WELL ID: MW-214-0717
WELL MATERIAL: PVC
SAMPLE METHOD: peristaltic

Product In Well: Yes / (No) _____(ft)

WELL DIAMETER: 2"
DUP./REP. OF:_____
DEPTH TO WATER: 6.25 GRAB (x) COMPOSITE ( )
TOTAL DEPTH: 57.20
Top of Screened interval (btoc):_____
WATER COLUMN HEIGHT:_____
Screen length:_____
PURGE VOLUME:_____
Tubing/Pump Intake Depth 55
Arrived at: 0840
Initial PID _____
Bailing PID = _____

[0.04 x water column height (ft) x 3 (well volumes) for 1" wells]
[0.163 x water column height (ft) x 3 (well volumes) for 2" wells]
[0.653 x water column height (ft) x 3 (well volumes) for 4" wells]
[1.47 x water column height (ft) x 3 (well volumes) for 6" wells]

TIME	VOL. PURGED (gal)	Diss. Oxygen (+/- 10%)	ORP (+/- 10 mV)	pH (+/- 0.1 pH units)	SPEC. COND. (ms/cm) [+/- 3%]	TEMP (°C)	TURB. (NTU) [<10 NTU]	Pump Rate ml/min. (& pump setting)	New Water Level
Initial: 0910	—	4.11	184.1	6.49	0.211	24.78	16.9	200 ( )	6.43
0915	.25	4.14	189.4	6.50	0.200	23.46	7.92	200	6.84
0920	.50	3.98	181.3	6.50	0.200	23.40	6.68	200	6.97
0925	.75	3.43	165.5	6.51	0.198	23.66	4.44	200	6.95
0930	1.00	3.56	159.4	6.51	0.198	23.75	4.57	200	6.95
0935	~~1.00~~ 1.25	3.57	157.6	6.51	0.198	23.78	4.41	200	6.95
0940	1.50	3.60	150.8	6.51	0.198	23.73	5.36	200	6.95
0942	Sample time MW-214-0717								

NOTES:

SAMPLE DATE: 7-26-17
SAMPLE TIME: 0942

CONTAINER SIZE/TYPE	NO.	PRESERVATIVE	ANALYTICAL METHOD	ANALYSIS
250 ml poly	1	HNO3	6020/ 7470A	Total Metals & Hg
40 ml vial	2	HCL	8260	VOC list
1 L Amber	2	None	8270C SIM	PAHs
500 ml poly	1	NaOH	9014	CN

GENERAL INFORMATION			
WEATHER:	Cloudy humid Hot		
SHIPPED VIA:	Delivered/Shipped to AES laboratory		
SHIPPED TO:	AES Laboratories, 3785 Presidential Parkway, Atlanta, GA 30340		
SAMPLER: Mark A.		OBSERVER:	

PROJECT NAME: AGL-Augusta, Augusta, GA

FIELD SAMPLING REPORT

Project Number: 6122-15-0235

Amec Foster Wheeler, E&I
1075 BIG SHANTY ROAD NW, SUITE 100 KENNESAW GA 30144
PHONE: (770) 421-3400 / FAX: (770) 421-3486

SAMPLING EVENT: __1ST QUARTER __2ND QUARTER __3RD QUARTER __4TH QUARTER
MONITORING WELL TYPE: __Standard __ Compliance __Background __Extraction
WELL ID: MW-213-0717
WELL MATERIAL: PVC
SAMPLE METHOD: peristaltic

Product In Well: Yes / No: _____(ft)

WELL DIAMETER: 2"
DUP./REP. OF:_____
DEPTH TO WATER: 7.56 GRAB (x) COMPOSITE ( )
TOTAL DEPTH: 60.00
Top of Screened interval (btoc):_____
WATER COLUMN HEIGHT:_____
Screen length:_____
PURGE VOLUME:_____
Tubing/Pump Intake Depth 59.5
Arrived at: 0852
Initial PID _____
Bailing PID = _____

[0.04 x water column height (ft) x 3 (well volumes) for 1" wells]
[0.163 x water column height (ft) x 3 (well volumes) for 2" wells]
[0.653 x water column height (ft) x 3 (well volumes) for 4" wells]
[1.47 x water column height (ft) x 3 (well volumes) for 6" wells]

TIME	VOL. PURGED (gal)	Diss. Oxygen (+/- 10%)	ORP (+/- 10 mV)	pH (+/- 0.1 pH units)	SPEC. COND. (ms/cm) [+/- 3%]	TEMP (°C)	TURB. (NTU) [<10 NTU]	Pump Rate ml/min. (& pump setting)	New Water Level
Initial: 0811	—	1.70	-17.7	6.32	0.662	22.70	35.6	200 ( )	7.70
0921	.50	0.46	-33.2	6.33	0.673	23.27	32.2	200	11.05
0931	1.00	0.38	-30.9	6.32	0.670	23.41	21.0	200	12.21
0941	1.50	0.17	-31.0	6.31	0.670	23.48	16.5	200	12.74
0951	2.00	0.18	-34.6	6.30	0.668	24.07	13.5	200	13.17
1001	2.50	0.17	-34.0	6.30	0.665	23.99	9.71	200	14.51
1003	Sample time	MW-213-0717							

NOTES: Strong odor, white flaky material floating in water. Water slight yellowish tint

SAMPLE DATE: 7-27-17
SAMPLE TIME: 1003

CONTAINER SIZE/TYPE	NO.	PRESERVATIVE	ANALYTICAL METHOD	ANALYSIS
250 ml poly	1	HNO3	6020/ 7470A	Total Metals & Hg
40 ml vial	2	HCL	8260	VOC list
1 L Amber	2	None	8270C SIM	PAHs
500 ml poly	1	NaOH	9014	CN

GENERAL INFORMATION			
WEATHER:			
SHIPPED VIA:	Delivered/Shipped to AES laboratory		
SHIPPED TO:	AES Laboratories, 3785 Presidential Parkway, Atlanta, GA 30340		
SAMPLER: Mark A.		OBSERVER:	

PROJECT NAME: AGL-Augusta, Augusta, GA

FIELD SAMPLING REPORT

Project Number: 6122-15-0235

Amec Foster Wheeler, E&I
1075 BIG SHANTY ROAD NW, SUITE 100 KENNESAW GA 30144
PHONE: (770) 421-3400 / FAX: (770) 421-3486

SAMPLING EVENT: __1ST QUARTER __2ND QUARTER __3RD QUARTER __4TH QUARTER
MONITORING WELL TYPE: __Standard __ Compliance __Background __Extraction
WELL ID: MW-303-0717
WELL MATERIAL: PVC
SAMPLE METHOD: Peristaltic

DUP./REP. OF: NA

Top of Screened interval (btoc): 25.5-30.5
Screen length: 5
Tubing/Pump Intake Depth 28
Arrived at: NA
Initial PID NA
Bailing PID = NA

Product In Well: Yes / No: No (ft)

WELL DIAMETER: 2"
DEPTH TO WATER: 5.95 GRAB (x) COMPOSITE ( )
TOTAL DEPTH:
WATER COLUMN HEIGHT:
PURGE VOLUME: Low Flow
[0.04 x water column height (ft) x 3 (well volumes) for 1" wells]
[0.163 x water column height (ft) x 3 (well volumes) for 2" wells]
[0.653 x water column height (ft) x 3 (well volumes) for 4" wells]
[1.47 x water column height (ft) x 3 (well volumes) for 6" wells]

TIME	VOL. PURGED (gal)	Diss. Oxygen (+/- 10%)	ORP (+/- 10 mV)	pH (+/- 0.1 pH units)	SPEC. COND. (ms/cm) [+/- 3%]	TEMP (°C)	TURB. (NTU) [<10 NTU]	Pump Rate ml/min. (& pump setting)	New Water Level
Initial: 10:05	0	1.53	50.6	6.17	0.443	24.13	5.30	500 ( )	6.06
10:10	0.7	0.37	51.0	5.96	0.438	23.54	6.16	500	6.06
10:15	1.3	0.17	30.9	5.88	0.450	23.45	3.02	500	6.06
10:20	1.9	0.18	4.3	5.89	0.457	23.41	2.18	500	6.06
10:25	2.6	0.17	3.7	5.89	0.457	23.37	1.55	500	6.06
10:28-	Parameters Stable- Sample								

NOTES:

SAMPLE DATE: 7-25-17
SAMPLE TIME: 10:28

CONTAINER SIZE/TYPE	NO.	PRESERVATIVE	ANALYTICAL METHOD	ANALYSIS
250 ml poly	1	HNO3	6020/ 7470A	Total Metals & Hg
40 ml vial	2	HCL	8260	VOC list
1 L Amber	2	None	8270C SIM	PAHs
500 ml poly	1	NaOH	9014	CN

GENERAL INFORMATION			
WEATHER:	Sunny 95°		
SHIPPED VIA:	Delivered/Shipped to AES laboratory		
SHIPPED TO:	AES Laboratories, 3785 Presidential Parkway, Atlanta, GA 30340		
SAMPLER:	Jeff Moore	OBSERVER:	Mark Andrews

PROJECT NAME: AGL-Augusta, Augusta, GA

FIELD SAMPLING REPORT

Project Number: 6122-15-0235

Amec Foster Wheeler, E&I
1075 BIG SHANTY ROAD NW, SUITE 100 KENNESAW GA 30144
PHONE: (770) 421-3400 / FAX: (770) 421-3486

SAMPLING EVENT: __1ST QUARTER __2ND QUARTER __3RD QUARTER __4TH QUARTER
MONITORING WELL TYPE: __Standard __ Compliance __Background __Extraction
WELL ID: MW-304-0717
WELL MATERIAL: PVC
SAMPLE METHOD: Peristaltic

DUP./REP. OF: NA

Top of Screened interval (btoc): 31-36
Screen length: 5'
Tubing/Pump Intake Depth 34
Arrived at: NA
Initial PID NA
Bailing PID = NA

Product In Well: Yes / No: NO (ft)

WELL DIAMETER: 2"
DEPTH TO WATER: 8.32 GRAB (x) COMPOSITE ( )
TOTAL DEPTH:
WATER COLUMN HEIGHT:
PURGE VOLUME: Low Flow
[0.04 x water column height (ft) x 3 (well volumes) for 1" wells]
[0.163 x water column height (ft) x 3 (well volumes) for 2" wells]
[0.653 x water column height (ft) x 3 (well volumes) for 4" wells]
[1.47 x water column height (ft) x 3 (well volumes) for 6" wells]

TIME	VOL. PURGED (gal)	Diss. Oxygen (+/- 10%)	ORP (+/- 10 mV)	pH (+/- 0.1 pH units)	SPEC. COND. (ms/cm) [+/- 3%]	TEMP (°C)	TURB. (NTU) [<10 NTU]	Pump Rate ml/min. (& pump setting)	New Water Level
Initial: 8:45	0	3.76	67.0	6.72	0.332	20.05	11.5	400 ( )	8.85
8:50	0.5	0.16	82.0	6.25	0.324	19.52	8.60	400	8.90
8:55	1	0.13	76.3	6.26	0.325	19.70	6.51	400	8.91
9:00	1.5	0.12	75.2	6.25	0.330	19.67	4.23	400	8.91
9:05	2	0.15	77.5	6.21	0.329	19.67	3.27	400	8.91
9:08-	Parametos	Stable-	Sample						

NOTES:

SAMPLE DATE: 7-25-17
SAMPLE TIME: 9:08

CONTAINER SIZE/TYPE	NO.	PRESERVATIVE	ANALYTICAL METHOD	ANALYSIS
250 ml poly	1	HNO3	6020/ 7470A	Total Metals & Hg
40 ml vial	2	HCL	8260	VOC list
1 L Amber	2	None	8270C SIM	PAHs
500 ml poly	1	NaOH	9014	CN

GENERAL INFORMATION			
WEATHER:	Sunny 95°- Mosquitos		
SHIPPED VIA:	Delivered/Shipped to AES laboratory		
SHIPPED TO:	AES Laboratories, 3785 Presidential Parkway, Atlanta, GA 30340		
SAMPLER:	Jeff Moore	OBSERVER:	Mark Andrews

PROJECT NAME: AGL-Augusta, Augusta, GA

FIELD SAMPLING REPORT

Project Number: 6122-15-0235

Amec Foster Wheeler, E&I
1075 BIG SHANTY ROAD NW, SUITE 100 KENNESAW GA 30144
PHONE: (770) 421-3400 / FAX: (770) 421-3486

SAMPLING EVENT: __1ST QUARTER __2ND QUARTER __3RD QUARTER __4TH QUARTER
MONITORING WELL TYPE: __Standard __ Compliance __Background __Extraction
WELL ID: MW-306D-0717
WELL MATERIAL: PVC
SAMPLE METHOD: Peristaltic pump

Product In Well: Yes / No: No (ft)

DUP./REP. OF:_____

WELL DIAMETER: 0.5"
DEPTH TO WATER: 7.32
GRAB (x) COMPOSITE ( )
TOTAL DEPTH: 22.37

Top of Screened interval (btoc):_____
Screen length:_____
Tubing/Pump Intake Depth 22.0
Arrived at: 1240
Initial PID _____
Bailing PID = _____

WATER COLUMN HEIGHT:_____
PURGE VOLUME:_____
[0.04 x water column height (ft) x 3 (well volumes) for 1" wells]
[0.163 x water column height (ft) x 3 (well volumes) for 2" wells]
[0.653 x water column height (ft) x 3 (well volumes) for 4" wells]
[1.47 x water column height (ft) x 3 (well volumes) for 6" wells]

TIME	VOL. PURGED (gal)	Diss. Oxygen (+/- 10%)	ORP (+/- 10 mV)	pH (+/- 0.1 pH units)	SPEC. COND. (ms/cm) [+/- 3%]	TEMP (°C)	TURB. (NTU) [<10 NTU]	Pump Rate ml/min. (& pump setting)	New Water Level
Initial: 1255	0	0.55	31.0	6.09	0.904	22.36	3.47	200 ( )	NA
1305	0.5	0.28	26.2	6.07	0.896	22.32	1.29	200	NA
1310	0.75	0.29	25.6	6.06	0.893	22.36	0.93	200	↓
1315	1.0	0.24	24.7	6.06	0.894	22.33	0.84	200	↓
1320	1.25	0.24	23.9	6.07	0.897	22.41	0.41	200	↓
1325	1.5	0.24	24.2	6.07	0.902	22.28	0.39	200	↓

NOTES:

SAMPLE DATE: 7/25/17
SAMPLE TIME: 1326

CONTAINER SIZE/TYPE	NO.	PRESERVATIVE	ANALYTICAL METHOD	ANALYSIS
250 ml poly	1	HNO3	6020/ 7470A	Total Metals & Hg
40 ml vial	2	HCL	8260	VOC list
1 L Amber	2	None	8270C SIM	PAHs
500 ml poly	1	NaOH	9014	CN

GENERAL INFORMATION	
WEATHER:	Hot + Humid, Temp 90°F
SHIPPED VIA:	Delivered/Shipped to AES laboratory Fed Ex
SHIPPED TO:	AES Laboratories, 3785 Presidential Parkway, Atlanta, GA 30340
SAMPLER: Daniel Howard	OBSERVER:

PROJECT NAME: AGL-Augusta, Augusta, GA

FIELD SAMPLING REPORT

Project Number: 6122-15-0235

Amec Foster Wheeler, E&I
1075 BIG SHANTY ROAD NW, SUITE 100 KENNESAW GA 30144
PHONE: (770) 421-3400 / FAX: (770) 421-3486

SAMPLING EVENT: __1ST QUARTER __2ND QUARTER __3RD QUARTER __4TH QUARTER
MONITORING WELL TYPE: __Standard __ Compliance __Background __Extraction
WELL ID: MW-306SAP-0717
WELL MATERIAL: PVC
SAMPLE METHOD: Perstaltic pump

DUP./REP. OF:_____

Top of Screened interval (btoc):_____
Screen length:_____
Tubing/Pump Intake Depth 23'
Arrived at: 1050
Initial PID _____
Bailing PID = _____

Product In Well: Yes / (No) No (ft)

WELL DIAMETER: 0.5
DEPTH TO WATER: 7.07 GRAB (x) COMPOSITE ( )
TOTAL DEPTH: 23.57
WATER COLUMN HEIGHT:_____
PURGE VOLUME:_____
[0.04 x water column height (ft) x 3 (well volumes) for 1" wells]
[0.163 x water column height (ft) x 3 (well volumes) for 2" wells]
[0.653 x water column height (ft) x 3 (well volumes) for 4" wells]
[1.47 x water column height (ft) x 3 (well volumes) for 6" wells]

TIME	VOL. PURGED (gal)	Diss. Oxygen (+/- 10%)	ORP (+/- 10 mV)	pH (+/- 0.1 pH units)	SPEC. COND. (ms/cm) [+/- 3%]	TEMP (°C)	TURB. (NTU) [<10 NTU]	Pump Rate ml/min. (& pump setting)	New Water Level
Initial: 1125	0	4.28	2.2	6.08	1.478	23.03	24.6	100 ( )	NA
1135	0.25	2.58	13.9	6.07	1.487	23.45	15.6	100	↓
1140	0.375	2.36	19.1	6.06	1.487	24.13	10.5	100	
1145	0.5	2.28	19.3	6.06	1.483	24.48	8.63	100	
1150	0.625	2.32	17.8	6.06	1.461	24.82	6.02	100	
1155	0.75	2.25	17.5	6.07	1.458	24.92	5.53	100	

NOTES: Well is dry after filling VOC, metals, CN + ½ PAH bottle. Will let well recharge before finishing sampling

SAMPLE DATE: 7/25/17
SAMPLE TIME: 1156

CONTAINER SIZE/TYPE	NO.	PRESERVATIVE	ANALYTICAL METHOD	ANALYSIS
250 ml poly	1	HNO3	6020/ 7470A	Total Metals & Hg
40 ml vial	2	HCL	8260	VOC list
1 L Amber	2	None	8270C SIM	PAHs
500 ml poly	1	NaOH	9014	CN

GENERAL INFORMATION	
WEATHER:	Hot & Humid, Temp 85°F
SHIPPED VIA:	Delivered/Shipped to AES laboratory
SHIPPED TO:	AES Laboratories, 3785 Presidential Parkway, Atlanta, GA 30340
SAMPLER: Daniel Howard	OBSERVER:

PROJECT NAME: AGL-Augusta, Augusta, GA

FIELD SAMPLING REPORT

Project Number: 6122-15-0235

Amec Foster Wheeler, E&I
1075 BIG SHANTY ROAD NW, SUITE 100 KENNESAW GA 30144
PHONE: (770) 421-3400 / FAX: (770) 421-3486

SAMPLING EVENT: __1ST QUARTER __2ND QUARTER __3RD QUARTER __4TH QUARTER
MONITORING WELL TYPE: __Standard __ Compliance __Background __Extraction
WELL ID: MW-306TZ-0717
WELL MATERIAL: PVC
SAMPLE METHOD: Peristaltic pump

DUP./REP. OF:_____

Top of Screened interval (btoc):_____
Screen length:_____
Tubing/Pump Intake Depth 21
Arrived at: 1350
Initial PID _____
Bailing PID = _____

Product In Well: Yes / No: _____(ft)

WELL DIAMETER: 0.5"
DEPTH TO WATER: 7.80 GRAB (x) COMPOSITE ( )
TOTAL DEPTH: 21.70
WATER COLUMN HEIGHT:_____
PURGE VOLUME:_____
[0.04 x water column height (ft) x 3 (well volumes) for 1" wells]
[0.163 x water column height (ft) x 3 (well volumes) for 2" wells]
[0.653 x water column height (ft) x 3 (well volumes) for 4" wells]
[1.47 x water column height (ft) x 3 (well volumes) for 6" wells]

TIME	VOL. PURGED (gal)	Diss. Oxygen (+/- 10%)	ORP (+/- 10 mV)	pH (+/- 0.1 pH units)	SPEC. COND. (ms/cm) [+/- 3%]	TEMP (°C)	TURB. (NTU) [<10 NTU]	Pump Rate ml/min. (& pump setting)	New Water Level
Initial: 1400	0	5.00	65.1	6.80	0.774	22.35	1.91	200 ( )	NA
1410	0.5	0.39	-55.7	6.74	0.781	22.14	1.20	200	↓
1415	0.75	0.37	-54.8	6.74	0.781	22.15	1.52	200	↓
1420	1.0	0.29	-55.0	6.71	0.781	22.08	0.90	200	↓
1425	1.25	0.28	-55.7	6.69	0.780	22.08	1.02	200	↓
1430	1.5	0.25	-55.6	6.69	0.779	22.18	0.87	200	↓

NOTES:

SAMPLE DATE: 7/25/17
SAMPLE TIME: 1431

CONTAINER SIZE/TYPE	NO.	PRESERVATIVE	ANALYTICAL METHOD	ANALYSIS
250 ml poly	1	HNO3	6020/ 7470A	Total Metals & Hg
40 ml vial	2	HCL	8260	VOC list
1 L Amber	2	None	8270C SIM	PAHs
500 ml poly	1	NaOH	9014	CN

GENERAL INFORMATION			
WEATHER:	Hot & Humid, Temp 92°F		
SHIPPED VIA:	Delivered/Shipped to AES laboratory		
SHIPPED TO:	AES Laboratories, 3785 Presidential Parkway, Atlanta, GA 30340		
SAMPLER:	Daniel Howard	OBSERVER:	

PROJECT NAME: AGL-Augusta, Augusta, GA

FIELD SAMPLING REPORT

Project Number: 6122-15-0235

Amec Foster Wheeler, E&I
1075 BIG SHANTY ROAD NW, SUITE 100 KENNESAW GA 30144
PHONE: (770) 421-3400 / FAX: (770) 421-3486

SAMPLING EVENT: __1ST QUARTER __2ND QUARTER __3RD QUARTER __4TH QUARTER
MONITORING WELL TYPE: __Standard __ Compliance __Background __Extraction
WELL ID: MW-306BR-0717
WELL MATERIAL: PVC
SAMPLE METHOD: Peristaltic pump
DUP./REP. OF: DUP-2-0717

Product In Well: Yes / No: _____(ft)
WELL DIAMETER: 4"
DEPTH TO WATER: 7.75 GRAB (x) COMPOSITE ( )
TOTAL DEPTH: 79.20
WATER COLUMN HEIGHT: _____
PURGE VOLUME: _____

Top of Screened interval (btoc): _____
Screen length: _____
Tubing/Pump Intake Depth 74
Arrived at: 1520
Initial PID _____
Bailing PID = _____

[0.04 x water column height (ft) x 3 (well volumes) for 1" wells]
[0.163 x water column height (ft) x 3 (well volumes) for 2" wells]
[0.653 x water column height (ft) x 3 (well volumes) for 4" wells]
[1.47 x water column height (ft) x 3 (well volumes) for 6" wells]

TIME	VOL. PURGED (gal)	Diss. Oxygen (+/- 10%)	ORP (+/- 10 mV)	pH (+/- 0.1 pH units)	SPEC. COND. (ms/cm) [+/- 3%]	TEMP (°C)	TURB. (NTU) [<10 NTU]	Pump Rate ml/min. (& pump setting)	New Water Level
Initial: DH 1545	0	0.84	-110.8	7.21	0.561	23.16	10.8	250 ( )	7.79
1555	0.6	0.41	-104.5	7.11	0.556	22.82	3.79	250	7.79
1600	0.9	0.35	-101.2	7.10	0.556	22.69	4.46	250	7.79
1605	1.2	0.32	-98.5	7.09	0.554	22.73	1.00	250	7.79
1610	1.5	0.31	-94.6	7.10	0.554	22.74	1.91	250	7.79
1615	1.8	0.30	-97.7	7.10	0.553	22.71	1.64	250	7.79

NOTES: Collect DUP-2 at this location (Time 1200)

SAMPLE DATE: 7/25/17
SAMPLE TIME: 1616

CONTAINER SIZE/TYPE	NO.	PRESERVATIVE	ANALYTICAL METHOD	ANALYSIS
250 ml poly	1	HNO3	6020/ 7470A	Total Metals & Hg
40 ml vial	2	HCL	8260	VOC list
1 L Amber	2	None	8270C SIM	PAHs
500 ml poly	1	NaOH	9014	CN

GENERAL INFORMATION	
WEATHER:	Hot + Humid, Temp 92°F
SHIPPED VIA:	Delivered/Shipped to AES laboratory
SHIPPED TO:	AES Laboratories, 3780 Presidential Parkway, Atlanta, GA 30340
SAMPLER: Daniel Howard	OBSERVER:

PROJECT NAME: AGL-Augusta, Augusta, GA

FIELD SAMPLING REPORT

Project Number: 6122-15-0235

Amec Foster Wheeler, E&I
1075 BIG SHANTY ROAD NW, SUITE 100 KENNESAW GA 30144
PHONE: (770) 421-3400 / FAX: (770) 421-3486

SAMPLING EVENT: __1ST QUARTER __2ND QUARTER __3RD QUARTER __4TH QUARTER
MONITORING WELL TYPE: __Standard __ Compliance __Background __Extraction
WELL ID: MW-308BR-0717
WELL MATERIAL: PVC
SAMPLE METHOD: Peristaltic

DUP./REP. OF: NA

Top of Screened interval (btoc): 55.5-80.5
Screen length: _____
Tubing/Pump Intake Depth 50'
Arrived at: NA
Initial PID NA
Bailing PID = NA

Product In Well: Yes / No: No (ft)

WELL DIAMETER: 4"
DEPTH TO WATER: 3.85'
TOTAL DEPTH: 54.10
WATER COLUMN HEIGHT: _____
PURGE VOLUME: Low Flow

GRAB (x) COMPOSITE ( )

[0.04 x water column height (ft) x 3 (well volumes) for 1" wells]
[0.163 x water column height (ft) x 3 (well volumes) for 2" wells]
[0.653 x water column height (ft) x 3 (well volumes) for 4" wells]
[1.47 x water column height (ft) x 3 (well volumes) for 6" wells]

TIME	VOL. PURGED (gal)	Diss. Oxygen (+/- 10%)	ORP (+/- 10 mV)	pH (+/- 0.1 pH units)	SPEC. COND. (ms/cm) [+/- 3%]	TEMP (°C)	TURB. (NTU) [<10 NTU]	Pump Rate ml/min. (& pump setting)	New Water Level
Initial: 8:46	0	1.34	-60.7	6.76	0.364	21.44	6.48	450 ( )	3.90
8:51	0.5	0.44	-83.7	6.52	0.362	21.18	4.65	450	4.45
8:56	1	0.38	-105.2	6.57	0.368	21.17	5.06	425	4.57
9:01	1.5	0.27	-111.9	6.59	0.371	21.14	4.66	425	4.59
9:06	2	0.24	-116.5	6.61	0.375	21.15	3.80	425	4.59
9:10 - parameters Stable - Sample									

NOTES:

SAMPLE DATE: 7-26-17
SAMPLE TIME: 9:10

CONTAINER SIZE/TYPE	NO.	PRESERVATIVE	ANALYTICAL METHOD	ANALYSIS
250 ml poly	1	HNO3	6020/ 7470A	Total Metals & Hg
40 ml vial	2	HCL	8260	VOC list
1 L Amber	2	None	8270C SIM	PAHs
500 ml poly	1	NaOH	9014	CN

GENERAL INFORMATION			
WEATHER:	Sunny 95°		
SHIPPED VIA:	Delivered/Shipped to AES laboratory		
SHIPPED TO:	AES Laboratories, 3785 Presidential Parkway, Atlanta, GA 30340		
SAMPLER:	Jeff Moore	OBSERVER:	Mark Andrews

PROJECT NAME: AGL-Augusta, Augusta, GA

FIELD SAMPLING REPORT

Project Number: 6122-15-0235

Amec Foster Wheeler, E&I
1075 BIG SHANTY ROAD NW, SUITE 100 KENNESAW GA 30144
PHONE: (770) 421-3400 / FAX: (770) 421-3486

SAMPLING EVENT: __1ST QUARTER __2ND QUARTER __3RD QUARTER __4TH QUARTER
MONITORING WELL TYPE: __Standard __ Compliance __Background __Extraction
WELL ID: MW-309BR-0717
WELL MATERIAL: PVC
SAMPLE METHOD: Peristaltic

DUP./REP. OF: NA

Top of Screened interval (btoc): 83.7-109
Screen length: 25.3
Tubing/Pump Intake Depth 96
Arrived at:
Initial PID
Bailing PID =

Product In Well: Yes / No: No (ft)

WELL DIAMETER: 4"
DEPTH TO WATER: 6.93 GRAB (x) COMPOSITE ( )
TOTAL DEPTH: 106.31
WATER COLUMN HEIGHT:
PURGE VOLUME: Low Flow
[0.04 x water column height (ft) x 3 (well volumes) for 1" wells]
[0.163 x water column height (ft) x 3 (well volumes) for 2" wells]
[0.653 x water column height (ft) x 3 (well volumes) for 4" wells]
[1.47 x water column height (ft) x 3 (well volumes) for 6" wells]

TIME	VOL. PURGED (gal)	Diss. Oxygen (+/- 10%)	ORP (+/- 10 mV)	pH (+/- 0.1 pH units)	SPEC. COND. (ms/cm) [+/- 3%]	TEMP (°C)	TURB. (NTU) [<10 NTU]	Pump Rate ml/min. (& pump setting)	New Water Level
Initial: 10:54	0	1.77	46.2	7.54	0.227	22.67	3.28	450 ( )	7.06
10:59	0.6	0.39	-65.4	7.21	0.267	22.21	2.22	450	7.08
11:04	1.2	0.31	-111.9	7.32	0.267	22.13	2.23	450	7.08
11:09	1.8	0.32	-134.0	7.53	0.263	22.16	0.91	450	7.09
11:14	2.4	0.33	-141.7	7.61	0.260	22.17	1.40	450	7.09
11:19	3	0.33	-143.0	7.63	0.258	22.16	1.06	450	7.09
11:22- Parametos Stable- Sample									

NOTES:

SAMPLE DATE: 7-25-17
SAMPLE TIME: 11:22

CONTAINER SIZE/TYPE	NO.	PRESERVATIVE	ANALYTICAL METHOD	ANALYSIS
250 ml poly	1	HNO3	6020/ 7470A	Total Metals & Hg
40 ml vial	2	HCL	8260	VOC list
1 L Amber	2	None	8270C SIM	PAHs
500 ml poly	1	NaOH	9014	CN

GENERAL INFORMATION			
WEATHER:	Sunny 95°		
SHIPPED VIA:	Delivered/Shipped to AES laboratory		
SHIPPED TO:	AES Laboratories, 3785 Presidential Parkway, Atlanta, GA 30340		
SAMPLER:	Jeff Moore	OBSERVER:	Mark Andrews

PROJECT NAME: AGL-Augusta, Augusta, GA

FIELD SAMPLING REPORT

Project Number: 6122-15-0235

Amec Foster Wheeler, E&I
1075 BIG SHANTY ROAD NW, SUITE 100 KENNESAW GA 30144
PHONE: (770) 421-3400 / FAX: (770) 421-3486

SAMPLING EVENT: __1ST QUARTER __2ND QUARTER __3RD QUARTER __4TH QUARTER
MONITORING WELL TYPE: __Standard __ Compliance __Background __Extraction
WELL ID: MW-3105AP-0717
WELL MATERIAL: PVC
SAMPLE METHOD: Peristaltic pump

DUP./REP. OF:_____

Top of Screened interval (btoc):_____
Screen length:_____
Tubing/Pump Intake Depth 27
Arrived at: 1010
Initial PID _____
Bailing PID = _____

Product In Well: Yes / No: _____(ft)

WELL DIAMETER: 0.5"
DEPTH TO WATER: 14.23 GRAB (x) COMPOSITE ( )
TOTAL DEPTH: 28.46
WATER COLUMN HEIGHT:_____
PURGE VOLUME:_____
[0.04 x water column height (ft) x 3 (well volumes) for 1" wells]
[0.163 x water column height (ft) x 3 (well volumes) for 2" wells]
[0.653 x water column height (ft) x 3 (well volumes) for 4" wells]
[1.47 x water column height (ft) x 3 (well volumes) for 6" wells]

TIME	VOL. PURGED (gal)	Diss. Oxygen (+/- 10%)	ORP (+/- 10 mV)	pH (+/- 0.1 pH units)	SPEC. COND. (ms/cm) [+/- 3%]	TEMP (°C)	TURB. (NTU) [<10 NTU]	Pump Rate ml/min. (& pump setting)	New Water Level
Initial: 1035	0	5.29	131.2	5.97	0.394	23.24	5.08	150 ( )	NA
1045	0.4	1.39	140.6	5.63	0.395	23.32	1.70	150	
1050	0.6	0.54	131.8	5.59	0.400	23.27	3.36	150	
1055	0.8	0.49	128.2	5.58	0.403	23.35	1.19	150	
1100	1.0	0.49	123.1	5.58	0.406	23.21	0.34	150	
1105	1.2	0.43	119.3	5.58	0.410	22.86	0.36	150	

NOTES:

SAMPLE DATE: 7/27/17
SAMPLE TIME: 1106

CONTAINER SIZE/TYPE	NO.	PRESERVATIVE	ANALYTICAL METHOD	ANALYSIS
250 ml poly	1	HNO3	6020/ 7470A	Total Metals & Hg
40 ml vial	2	HCL	8260	VOC list
1 L Amber	2	None	8270C SIM	PAHs
500 ml poly	1	NaOH	9014	CN

GENERAL INFORMATION			
WEATHER:	Hot + Humid, Temp 85°F		
SHIPPED VIA:	Delivered/Shipped to AES laboratory		
SHIPPED TO:	AES Laboratories, 3785 Presidential Parkway, Atlanta, GA 30340		
SAMPLER:	Daniel Howard	OBSERVER:	

PROJECT NAME: AGL-Augusta, Augusta, GA

FIELD SAMPLING REPORT

Project Number: 6122-15-0235

Amec Foster Wheeler, E&I
1075 BIG SHANTY ROAD NW, SUITE 100 KENNESAW GA 30144
PHONE: (770) 421-3400 / FAX: (770) 421-3486

SAMPLING EVENT: __1ST QUARTER __2ND QUARTER __3RD QUARTER __4TH QUARTER
MONITORING WELL TYPE: __Standard __ Compliance __Background __Extraction
WELL ID: MW-310BR-0717
WELL MATERIAL: PVC
SAMPLE METHOD: PERISTALTIC

DUP./REP. OF:_____

Top of Screened interval (btoc):_____
Screen length:_____
Tubing/Pump Intake Depth 84.0'
Arrived at:_____
Initial PID _____
Bailing PID = _____

Product In Well: Yes / No: _____(ft)

WELL DIAMETER: 4"
DEPTH TO WATER: 15.37 GRAB (x) COMPOSITE ( )
TOTAL DEPTH: 89.31
WATER COLUMN HEIGHT: 73.94 X 0.66 = 48.80 X 3 = 146.40
PURGE VOLUME: 146.40
[0.04 x water column height (ft) x 3 (well volumes) for 1" wells]
[0.163 x water column height (ft) x 3 (well volumes) for 2" wells]
[0.653 x water column height (ft) x 3 (well volumes) for 4" wells]
[1.47 x water column height (ft) x 3 (well volumes) for 6" wells]

TIME	VOL. PURGED (gal)	Diss. Oxygen (+/- 10%)	ORP (+/- 10 mV)	pH (+/- 0.1 pH units)	SPEC. COND. (ms/cm) [+/- 3%]	TEMP (°C)	TURB. (NTU) [<10 NTU]	Pump Rate ml/min. (& pump setting)	New Water Level
Initial: 1305	0.25	2.64	1.4	6.45	0.690	23.68	>1000	200 ( )	15.41
1310	0.5	0.65	25.3	6.38	0.698	23.39	688		15.41
1315	0.75	0.49	32.9	6.39	0.699	23.46	227		15.41
1320	1.0	0.43	34.1	6.44	0.701	23.34	87.6		15.41
1325	1.25	0.38	42.3	6.39	0.697	23.01	37.1		15.41
1330	1.5	0.37	36.9	6.45	0.694	23.26	20.1		15.41
1335	1.75	0.32	37.6	6.44	0.693	23.22	15.1		15.41
1340	2.0	0.38	36.3	6.43	0.691	23.19	9.34		15.41
1345	2.25	0.35	35.8	6.44	0.691	23.27	7.82		15.41
1350	Collect Sample								

NOTES:

SAMPLE DATE: 7-26-17
SAMPLE TIME: 1350

CONTAINER SIZE/TYPE	NO.	PRESERVATIVE	ANALYTICAL METHOD	ANALYSIS
250 ml poly	1	HNO3	6020/ 7470A	Total Metals & Hg
40 ml vial	2	HCL	8260	VOC list
1 L Amber	2	None	8270C SIM	PAHs
500 ml poly	1	NaOH	9014	CN

GENERAL INFORMATION			
WEATHER:	HOT - HUMID - Clear		
SHIPPED VIA:	Delivered/Shipped to AES laboratory		
SHIPPED TO:	AES Laboratories, 3785 Presidential Parkway, Atlanta, GA 30340		
SAMPLER:	EVER GUILLEN	OBSERVER:	

PROJECT NAME: AGL-Augusta, Augusta, GA

FIELD SAMPLING REPORT

Project Number: 6122-15-0235

Amec Foster Wheeler, E&I
1075 BIG SHANTY ROAD NW, SUITE 100 KENNESAW GA 30144
PHONE: (770) 421-3400 / FAX: (770) 421-3486

SAMPLING EVENT: __1ST QUARTER __2ND QUARTER __3RD QUARTER __4TH QUARTER
MONITORING WELL TYPE: __Standard __ Compliance __Background __Extraction
WELL ID: MW-311-0717
WELL MATERIAL: PVC
SAMPLE METHOD: Peristaltic

Product In Well: Yes / No: (0) _____(ft)

WELL DIAMETER: 2"
DUP./REP. OF:_____
DEPTH TO WATER: 6.23 GRAB (x) COMPOSITE ( )
TOTAL DEPTH: 32.60
Top of Screened interval (btoc):_____
WATER COLUMN HEIGHT:_____
Screen length:_____
PURGE VOLUME:_____
Tubing/Pump Intake Depth 31'
[0.04 x water column height (ft) x 3 (well volumes) for 1" wells]
Arrived at: 1453
[0.163 x water column height (ft) x 3 (well volumes) for 2" wells]
Initial PID _____
[0.653 x water column height (ft) x 3 (well volumes) for 4" wells]
Bailing PID = _____
[1.47 x water column height (ft) x 3 (well volumes) for 6" wells]

TIME	VOL. PURGED (gal)	Diss. Oxygen (+/- 10%)	ORP (+/- 10 mV)	pH (+/- 0.1 pH units)	SPEC. COND. (ms/cm) [+/- 3%]	TEMP (°C)	TURB. (NTU) [<10 NTU]	Pump Rate ml/min. (& pump setting)	New Water Level
Initial: 1500	—	4.95	11.1	6.45	0.167	26.30	9.31	200 ( )	7.61
1510	.50 gal	0.31	10.4	6.37	0.165	26.24	8.48	200	8.40
1520	1.00	0.26	10.0	6.38	0.165	26.41	8.52	200	10.34
1530	1.50	0.23	16.4	6.36	0.165	26.30	10.9	200	12.78
1540	2.00	0.20	20.7	6.35	0.165	26.17	8.71	200	15.10
1542	Sample time		MW-311-0717						

NOTES: water yellowish Tint

SAMPLE DATE: 7-25-17
SAMPLE TIME: 1542

CONTAINER SIZE/TYPE	NO.	PRESERVATIVE	ANALYTICAL METHOD	ANALYSIS
250 ml poly	1	HNO3	6020/ 7470A	Total Metals & Hg
40 ml vial	2	HCL	8260	VOC list
1 L Amber	2	None	8270C SIM	PAHs
500 ml poly	1	NaOH	9014	CN

GENERAL INFORMATION	
WEATHER:	Partly Cloudy humid Hot
SHIPPED VIA:	Delivered/Shipped to AES laboratory
SHIPPED TO:	AES Laboratories, 3785 Presidential Parkway, Atlanta, GA 30340
SAMPLER: Mark A.	OBSERVER:

PROJECT NAME: AGL-Augusta, Augusta, GA

FIELD SAMPLING REPORT

Project Number: 6122-15-0235

Amec Foster Wheeler, E&I
1075 BIG SHANTY ROAD NW, SUITE 100 KENNESAW GA 30144
PHONE: (770) 421-3400 / FAX: (770) 421-3486

SAMPLING EVENT: __1ST QUARTER __2ND QUARTER __3RD QUARTER __4TH QUARTER
MONITORING WELL TYPE: __Standard __ Compliance __Background __Extraction
WELL ID: MW-313-0717
WELL MATERIAL: PVC
SAMPLE METHOD: peristaltic

DUP./REP. OF:_____

Top of Screened interval (btoc):_____
Screen length:_____
Tubing/Pump Intake Depth 75'
Arrived at: 1047
Initial PID _____
Bailing PID = _____

Product In Well: Yes / (No): _____(ft)

WELL DIAMETER: 4"
DEPTH TO WATER: 6.17 GRAB (x) COMPOSITE ( )
TOTAL DEPTH: 85.71
WATER COLUMN HEIGHT:_____
PURGE VOLUME:_____
[0.04 x water column height (ft) x 3 (well volumes) for 1" wells]
[0.163 x water column height (ft) x 3 (well volumes) for 2" wells]
[0.653 x water column height (ft) x 3 (well volumes) for 4" wells]
[1.47 x water column height (ft) x 3 (well volumes) for 6" wells]

TIME	VOL. PURGED (gal)	Diss. Oxygen (+/- 10%)	ORP (+/- 10 mV)	pH (+/- 0.1 pH units)	SPEC. COND. (ms/cm) [+/- 3%]	TEMP (°C)	TURB. (NTU) [<10 NTU]	Pump Rate ml/min. (& pump setting)	New Water Level
Initial: 1110	—	10.71	-22.5	10.81	0.454	24.77	22.7	300 ( )	6.17
1116	.50	2.81	-22.1	10.84	0.453	24.51	16.3	300	6.17
1122	1.00	2.06	-18.4	10.96	0.454	24.36	18.6	300	6.17
1128	1.50	2.02	-17.8	10.97	0.455	24.42	12.0	300	6.17
1134	2.00	1.90	-17.4	10.98	0.456	24.44	9.70	300	6.17
1140	2.50	1.94	-16.2	10.99	0.456	24.37	9.75	300	6.17
1146	3.00	1.99	-12.7	10.99	0.455	24.23	9.60	300	6.17
1148	Sample time		MW-313-0717						

NOTES:

SAMPLE DATE: 7-27-17
SAMPLE TIME: 1148

CONTAINER SIZE/TYPE	NO.	PRESERVATIVE	ANALYTICAL METHOD	ANALYSIS
250 ml poly	1	HNO3	6020/ 7470A	Total Metals & Hg
40 ml vial	2	HCL	8260	VOC list
1 L Amber	2	None	8270C SIM	PAHs
500 ml poly	1	NaOH	9014	CN

GENERAL INFORMATION			
WEATHER:	Cloudy Hot humid		
SHIPPED VIA:	Delivered/Shipped to AES laboratory		
SHIPPED TO:	AES Laboratories, 3785 Presidential Parkway, Atlanta, GA 30340		
SAMPLER: Mark A		OBSERVER:	

PROJECT NAME: AGL-Augusta, Augusta, GA

FIELD SAMPLING REPORT

Project Number: 6122-15-0235

Amec Foster Wheeler, E&I
1075 BIG SHANTY ROAD NW, SUITE 100 KENNESAW GA 30144
PHONE: (770) 421-3400 / FAX: (770) 421-3486

SAMPLING EVENT: __1ST QUARTER __2ND QUARTER __3RD QUARTER __4TH QUARTER
MONITORING WELL TYPE: __Standard __ Compliance __Background __Extraction
WELL ID: MW-315-0717
WELL MATERIAL: PVC
SAMPLE METHOD: Peristaltic

DUP./REP. OF: NA

Top of Screened interval (btoc): 59.5-85.5
Screen length: 26
Tubing/Pump Intake Depth 70
Arrived at: NA
Initial PID NA
Bailing PID = NA

Product In Well: Yes / No: No (ft)

WELL DIAMETER: 4"
DEPTH TO WATER: 7.49 GRAB (x) COMPOSITE ( )
TOTAL DEPTH: 85.48
WATER COLUMN HEIGHT:
PURGE VOLUME: Low Flow
[0.04 x water column height (ft) x 3 (well volumes) for 1" wells]
[0.163 x water column height (ft) x 3 (well volumes) for 2" wells]
[0.653 x water column height (ft) x 3 (well volumes) for 4" wells]
[1.47 x water column height (ft) x 3 (well volumes) for 6" wells]

TIME	VOL. PURGED (gal)	Diss. Oxygen (+/- 10%)	ORP (+/- 10 mV)	pH (+/- 0.1 pH units)	SPEC. COND. (ms/cm) [+/- 3%]	TEMP (°C)	TURB. (NTU) [<10 NTU]	Pump Rate ml/min. (& pump setting)	New Water Level
Initial: 12:40	0	1.76	-37.1	6.96	0.546	24.09	5.42	400 ( )	7.53
12:45	0.6	0.46	-47.9	6.73	0.577	23.93	2.77	400	7.53
12:50	1.1	0.29	-51.1	6.68	0.579	23.85	2.40	400	7.54
12:55	1.6	0.23	-54.7	6.68	0.581	23.89	2.26	400	7.54
1:00	2.1	0.21	-56.1	6.69	0.581	23.87	2.09	400	7.54
1:03 - Parameters Stable - Sample									

NOTES:

SAMPLE DATE: 7-26-17
SAMPLE TIME: 1:03

CONTAINER SIZE/TYPE	NO.	PRESERVATIVE	ANALYTICAL METHOD	ANALYSIS
250 ml poly	1	HNO3	6020/ 7470A	Total Metals & Hg
40 ml vial	2	HCL	8260	VOC list
1 L Amber	2	None	8270C SIM	PAHs
500 ml poly	1	NaOH	9014	CN

GENERAL INFORMATION			
WEATHER:	Pt, Cldy, 95°		
SHIPPED VIA:	Delivered/Shipped to AES laboratory		
SHIPPED TO:	AES Laboratories, 3785 Presidential Parkway, Atlanta, GA 30340		
SAMPLER:	Jeff Moore	OBSERVER:	Mark Andrews

PROJECT NAME: AGL-Augusta, Augusta, GA

FIELD SAMPLING REPORT

Project Number: 6122-15-0235

Amec Foster Wheeler, E&I
1075 BIG SHANTY ROAD NW, SUITE 100 KENNESAW GA 30144
PHONE: (770) 421-3400 / FAX: (770) 421-3486

SAMPLING EVENT: __1ST QUARTER __2ND QUARTER __3RD QUARTER __4TH QUARTER
MONITORING WELL TYPE: __Standard __ Compliance __Background __Extraction
WELL ID: MW-318-0717
WELL MATERIAL: PVC
SAMPLE METHOD: peristaltic

Product In Well: Yes / No _____(ft)

WELL DIAMETER: 4"
DUP./REP. OF:_____
DEPTH TO WATER: 7.10 GRAB (x) COMPOSITE ( )
TOTAL DEPTH: 87.40
Top of Screened interval (btoc):_____
WATER COLUMN HEIGHT:_____
Screen length:_____
PURGE VOLUME:_____
Tubing/Pump Intake Depth 70
[0.04 x water column height (ft) x 3 (well volumes) for 1" wells]
Arrived at: 1412
[0.163 x water column height (ft) x 3 (well volumes) for 2" wells]
Initial PID _____
[0.653 x water column height (ft) x 3 (well volumes) for 4" wells]
Bailing PID = _____
[1.47 x water column height (ft) x 3 (well volumes) for 6" wells]

TIME	VOL. PURGED (gal)	Diss. Oxygen (+/- 10%)	ORP (+/- 10 mV)	pH (+/- 0.1 pH units)	SPEC. COND. (ms/cm) [+/- 3%]	TEMP (°C)	TURB. (NTU) [<10 NTU]	Pump Rate ml/min. (& pump setting)	New Water Level
Initial: 1425	—	1.88	-51.2	6.36	0.863	27.55	39.4	300 ( )	7.11
1431	.50	0.94	-57.6	6.35	0.859	26.98	28.3	300	7.13
1437	1.00	0.42	-64.4	6.34	0.855	26.55	26.6	300	7.13
1443	1.50	0.16	-75.8	6.34	0.854	26.38	19.8	300	7.13
1449	2.00	0.09	-81.5	6.34	0.854	26.67	22.7	300	7.13
1455	2.50	0.07	-82.1	6.32	0.853	26.39	24.6	300	7.13
1501	3.00	0.05	-81.4	6.33	0.851	26.43	21.9	300	7.13
1507	3.50	0.09	-78.2	6.33	0.851	26.11	22.3	300	7.13
1510	Sample time	MW-318-0717							

NOTES: Water brownish color but clear once first, odor. 1428 water has brown particals floating, water clear

SAMPLE DATE: 7-27-17
SAMPLE TIME: 1510

CONTAINER SIZE/TYPE	NO.	PRESERVATIVE	ANALYTICAL METHOD	ANALYSIS
250 ml poly	1	HNO3	6020/ 7470A	Total Metals & Hg
40 ml vial	2	HCL	8260	VOC list
1 L Amber	2	None	8270C SIM	PAHs
500 ml poly	1	NaOH	9014	CN

GENERAL INFORMATION			
WEATHER:	Partly Cloudy humid Hot		
SHIPPED VIA:	Delivered/Shipped to AES laboratory		
SHIPPED TO:	AES Laboratories, 3785 Presidential Parkway, Atlanta, GA 30340		
SAMPLER:	Mark A.	OBSERVER:	

PROJECT NAME: AGL-Augusta, Augusta, GA

FIELD SAMPLING REPORT

Project Number: 6122-15-0235

Amec Foster Wheeler, E&I
1075 BIG SHANTY ROAD NW, SUITE 100 KENNESAW GA 30144
PHONE: (770) 421-3400 / FAX: (770) 421-3486

SAMPLING EVENT: __1ST QUARTER __2ND QUARTER __3RD QUARTER __4TH QUARTER
MONITORING WELL TYPE: __Standard __ Compliance __Background __Extraction
WELL ID: MW-319-0717
WELL MATERIAL: PVC
SAMPLE METHOD: Peristaltic

DUP./REP. OF: NA

Top of Screened interval (btoc): 55'
Screen length: 25
Tubing/Pump Intake Depth 63
Arrived at: NA
Initial PID NA
Bailing PID = NA

Product In Well: Yes / No: NO (ft)

WELL DIAMETER: 4"
DEPTH TO WATER: 8.65 GRAB (x) COMPOSITE ( )
TOTAL DEPTH: 79.53
WATER COLUMN HEIGHT:
PURGE VOLUME: Low Flow
[0.04 x water column height (ft) x 3 (well volumes) for 1" wells]
[0.163 x water column height (ft) x 3 (well volumes) for 2" wells]
[0.653 x water column height (ft) x 3 (well volumes) for 4" wells]
[1.47 x water column height (ft) x 3 (well volumes) for 6" wells]

TIME	VOL. PURGED (gal)	Diss. Oxygen (+/- 10%)	ORP (+/- 10 mV)	pH (+/- 0.1 pH units)	SPEC. COND. (ms/cm) [+/- 3%]	TEMP (°C)	TURB. (NTU) [<10 NTU]	Pump Rate ml/min. (& pump setting)	New Water Level
Initial: 11:02	0	2.05	-70.3	7.80	0.367	23.31	7.99	400 ( )	8.70
11:07	0.5	0.41	-105.8	7.35	0.439	22.92	5.92	400	8.75
11:12	1	0.17	-102.4	7.09	0.442	22.78	5.09	400	8.76
11:17	1.5	0.13	-96.0	7.08	0.435	22.73	3.57	400	8.76
11:22	2	0.12	-95.6	7.08	0.435	22.78	3.66	400	8.76
11:25- Parameters Stable - Sample									

NOTES:

SAMPLE DATE: 7-27-17
SAMPLE TIME: 11:25

CONTAINER SIZE/TYPE	NO.	PRESERVATIVE	ANALYTICAL METHOD	ANALYSIS
250 ml poly	1	HNO3	6020/ 7470A	Total Metals & Hg
40 ml vial	2	HCL	8260	VOC list
1 L Amber	2	None	8270C SIM	PAHs
500 ml poly	1	NaOH	9014	CN

GENERAL INFORMATION			
WEATHER:	Ptly Cld, 94°		
SHIPPED VIA:	Delivered/Shipped to AES laboratory		
SHIPPED TO:	AES Laboratories, 3785 Presidential Parkway, Atlanta, GA 30340		
SAMPLER:	Jeff Moore	OBSERVER:	Mark Andrews

PROJECT NAME: AGL-Augusta, Augusta, GA

FIELD SAMPLING REPORT

Project Number: 6122-15-0235

Amec Foster Wheeler, E&I
1075 BIG SHANTY ROAD NW, SUITE 100 KENNESAW GA 30144
PHONE: (770) 421-3400 / FAX: (770) 421-3486

SAMPLING EVENT: __1ST QUARTER __2ND QUARTER __3RD QUARTER __4TH QUARTER
MONITORING WELL TYPE: __Standard __ Compliance __Background __Extraction
WELL ID: MW-320-0717
WELL MATERIAL: PVC
SAMPLE METHOD: PERISTALTIC

DUP./REP. OF: MS/MSD

Top of Screened interval (btoc):_____
Screen length:_____
Tubing/Pump Intake Depth 63.0'
Arrived at:_____
Initial PID _____
Bailing PID = _____

Product In Well: Yes / No:_____(ft)

WELL DIAMETER: 4"
DEPTH TO WATER: 8.08 GRAB (x) COMPOSITE ( )
TOTAL DEPTH: 68.35
WATER COLUMN HEIGHT:_____
PURGE VOLUME:_____
[0.04 x water column height (ft) x 3 (well volumes) for 1" wells]
[0.163 x water column height (ft) x 3 (well volumes) for 2" wells]
[0.653 x water column height (ft) x 3 (well volumes) for 4" wells]
[1.47 x water column height (ft) x 3 (well volumes) for 6" wells]

TIME	VOL. PURGED (gal)	Diss. Oxygen (+/- 10%)	ORP (+/- 10 mV)	pH (+/- 0.1 pH units)	SPEC. COND. (ms/cm) [+/- 3%]	TEMP (°C)	TURB. (NTU) [<10 NTU]	Pump Rate ml/min. (& pump setting)	New Water Level
Initial: 950	0.25	3.25	39.8	8.32	0.118	26.22	468	200 ( )	8.10
955	0.5	3.43	41.0	8.49	0.117	25.74	229		8.10
1000	0.75	3.06	59.7	8.38	0.116	24.34	100		8.10
1005	1.0	2.70	54.2	8.65	0.116	24.23	20.5		8.10
1010	1.25	2.36	53.8	8.46	0.146	24.40	14.9		8.10
1015	1.5	2.14	50.3	8.29	0.158	24.38	11.3		8.10
1020	1.75	2.12	49.1	8.11	0.169	24.30	10.0		8.10
1025	2.0	0.67	-7.6	7.76	0.188	24.22	11.1		8.10
1030	2.25	0.62	-8.9	7.49	0.232	24.25	10.7		8.10
1035	2.50	0.58	-8.5	7.44	0.234	24.18	9.60		8.10
1040	2.75	0.52	-8.1	7.42	0.235	24.22	8.42		8.10
1045	Collect Sample								

NOTES: Collected MW-320-0717-MS & MW-320-0717-MSD

SAMPLE DATE: 7-27-17
SAMPLE TIME: 1045

CONTAINER SIZE/TYPE	NO.	PRESERVATIVE	ANALYTICAL METHOD	ANALYSIS
250 ml poly	1	HNO3	6020/ 7470A	Total Metals & Hg
40 ml vial	2	HCL	8260	VOC list
1 L Amber	2	None	8270C SIM	PAHs
500 ml poly	1	NaOH	9014	CN

GENERAL INFORMATION			
WEATHER:	HOT-HUMID - CLOUDY		
SHIPPED VIA:	Delivered/Shipped to AES laboratory		
SHIPPED TO:	AES Laboratories, 3785 Presidential Parkway, Atlanta, GA 30340		
SAMPLER:	EVER GUILLEN	OBSERVER:	

PROJECT NAME: AGL-Augusta, Augusta, GA

FIELD SAMPLING REPORT

Project Number: 6122-15-0235

Amec Foster Wheeler, E&I
1075 BIG SHANTY ROAD NW, SUITE 100 KENNESAW GA 30144
PHONE: (770) 421-3400 / FAX: (770) 421-3486

SAMPLING EVENT: __1ST QUARTER __2ND QUARTER __3RD QUARTER __4TH QUARTER
MONITORING WELL TYPE: __Standard __ Compliance __Background __Extraction
WELL ID: mw-325-0717
WELL MATERIAL: PVC
SAMPLE METHOD: Peristaltic

DUP./REP. OF: NA

Top of Screened interval (btoc): 95
Screen length: 20
Tubing/Pump Intake Depth 100
Arrived at: NA
Initial PID NA
Bailing PID = NA

Product In Well: Yes / No: NO (ft)

WELL DIAMETER: 4"
DEPTH TO WATER: 9.40 GRAB (x) COMPOSITE ( )
TOTAL DEPTH: 103.69
WATER COLUMN HEIGHT:
PURGE VOLUME: Low Flow
[0.04 x water column height (ft) x 3 (well volumes) for 1" wells]
[0.163 x water column height (ft) x 3 (well volumes) for 2" wells]
[0.653 x water column height (ft) x 3 (well volumes) for 4" wells]
[1.47 x water column height (ft) x 3 (well volumes) for 6" wells]

TIME	VOL. PURGED (gal)	Diss. Oxygen (+/- 10%)	ORP (+/- 10 mV)	pH (+/- 0.1 pH units)	SPEC. COND. (ms/cm) [+/- 3%]	TEMP (°C)	TURB. (NTU) [<10 NTU]	Pump Rate ml/min. (& pump setting)	New Water Level
Initial: 9:52	0	1.00	-33.0	7.15	0.219	25.08	2.69	275 ( )	9.64
9:57	0.5	0.35	-69.9	7.27	0.224	24.94	1.23	275	10.17
10:02	0.8	0.30	-84.1	7.40	0.227	25.09	1.67	275	10.60
10:07	1.2	0.26	-89.6	7.64	0.228	25.10	1.08	275	11.02
10:12	1.6	0.23	-92.7	7.71	0.229	25.17	0.89	275	11.41
10:17	2	0.22	-96.7	7.75	0.229	25.14	0.87	275	11.80
10:20-	Parameters	Stable-	Sample						

NOTES:

SAMPLE DATE: 7-26-16
SAMPLE TIME: 10:20

CONTAINER SIZE/TYPE	NO.	PRESERVATIVE	ANALYTICAL METHOD	ANALYSIS
250 ml poly	1	HNO3	6020/ 7470A	Total Metals & Hg
40 ml vial	2	HCL	8260	VOC list
1 L Amber	2	None	8270C SIM	PAHs
500 ml poly	1	NaOH	9014	CN

GENERAL INFORMATION			
WEATHER:	Cloudy 95°		
SHIPPED VIA:	Delivered/Shipped to AES laboratory		
SHIPPED TO:	AES Laboratories, 3785 Presidential Parkway, Atlanta, GA 30340		
SAMPLER:	Jeff Moore	OBSERVER:	Mark Andrews

PROJECT NAME: AGL-Augusta, Augusta, GA

FIELD SAMPLING REPORT

Project Number: 6122-15-0235

Amec Foster Wheeler, E&I
1075 BIG SHANTY ROAD NW, SUITE 100 KENNESAW GA 30144
PHONE: (770) 421-3400 / FAX: (770) 421-3486

SAMPLING EVENT: __1ST QUARTER __2ND QUARTER __3RD QUARTER __4TH QUARTER
MONITORING WELL TYPE: __Standard __ Compliance __Background __Extraction
WELL ID: MW-402D-0717
WELL MATERIAL: PVC
SAMPLE METHOD: PERISTALTIC

DUP./REP. OF:_____

Top of Screened interval (btoc):_____
Screen length:_____
Tubing/Pump Intake Depth 21.0'
Arrived at:_____
Initial PID _____
Bailing PID = _____

Product In Well: Yes / No: _____(ft)

WELL DIAMETER: 2"
DEPTH TO WATER: 12.44 GRAB (x) COMPOSITE ( )
TOTAL DEPTH: 26.40
WATER COLUMN HEIGHT: 13.96 X .17 = 2.37 X 3 = 7.11
PURGE VOLUME: 7.11
[0.04 x water column height (ft) x 3 (well volumes) for 1" wells]
[0.163 x water column height (ft) x 3 (well volumes) for 2" wells]
[0.653 x water column height (ft) x 3 (well volumes) for 4" wells]
[1.47 x water column height (ft) x 3 (well volumes) for 6" wells]

TIME	VOL. PURGED (gal)	Diss. Oxygen (+/- 10%)	ORP (+/- 10 mV)	pH (+/- 0.1 pH units)	SPEC. COND. (ms/cm) [+/- 3%]	TEMP (°C)	TURB. (NTU) [<10 NTU]	Pump Rate ml/min. (& pump setting)	New Water Level
Initial: 925	0.25	0.76	99.0	6.18	0.660	23.53	>1000	200 ( )	12.46
930	0.5	0.33	112.1	5.85	0.654	23.24	349		12.46
935	0.75	0.55	126.4	5.88	0.655	23.11	170		12.46
940	1.0	0.26	67.2	5.91	0.656	22.79	72.1		12.46
945	1.25	0.14	54.6	5.96	0.657	22.82	43.1		12.46
950	1.5	0.15	46.2	6.04	0.656	23.17	20.4		12.46
955	1.75	0.16	45.0	6.08	0.657	23.04	13.3		12.46
1000	2.0	0.11	44.8	6.09	0.657	22.79	12.5		12.46
1005	2.25	0.13	44.9	6.08	0.657	22.88	10.3		12.46
1010	2.5	0.12	44.7	6.09	0.657	22.80			12.46
1015	COLLECT SAMPLE								

NOTES:

SAMPLE DATE: 7-26-17
SAMPLE TIME: 1015

CONTAINER SIZE/TYPE	NO.	PRESERVATIVE	ANALYTICAL METHOD	ANALYSIS
250 ml poly	1	HNO3	6020/ 7470A	Total Metals & Hg
40 ml vial	2	HCL	8260	VOC list
1 L Amber	2	None	8270C SIM	PAHs
500 ml poly	1	NaOH	9014	CN

GENERAL INFORMATION			
WEATHER:	HOT-HUMID-CLOUDY		
SHIPPED VIA:	Delivered/Shipped to AES laboratory		
SHIPPED TO:	AES Laboratories, 3785 Presidential Parkway, Atlanta, GA 30340		
SAMPLER:	EVER GUILLEN	OBSERVER:	

PROJECT NAME: AGL-Augusta, Augusta, GA

FIELD SAMPLING REPORT

Project Number: 6122-15-0235

Amec Foster Wheeler, E&I
1075 BIG SHANTY ROAD NW, SUITE 100 KENNESAW GA 30144
PHONE: (770) 421-3400 / FAX: (770) 421-3486

SAMPLING EVENT: __1ST QUARTER __2ND QUARTER __3RD QUARTER __4TH QUARTER
MONITORING WELL TYPE: __Standard __ Compliance __Background __Extraction
WELL ID: MW-404DR-0717
WELL MATERIAL: PVC
SAMPLE METHOD: PERISTACTIC

DUP./REP. OF:_____

Top of Screened interval (btoc):_____
Screen length:_____
Tubing/Pump Intake Depth 19.0'
Arrived at:_____
Initial PID _____
Bailing PID = _____

Product In Well: Yes / No: _____(ft)

WELL DIAMETER: 2"
DEPTH TO WATER: 7.12 GRAB (x) COMPOSITE ( )
TOTAL DEPTH: 21.58
WATER COLUMN HEIGHT: 14.46 X .17 = 2.45 X 3 = 7.37
PURGE VOLUME: 7.37

[0.04 x water column height (ft) x 3 (well volumes) for 1" wells]
[0.163 x water column height (ft) x 3 (well volumes) for 2" wells]
[0.653 x water column height (ft) x 3 (well volumes) for 4" wells]
[1.47 x water column height (ft) x 3 (well volumes) for 6" wells]

TIME	VOL. PURGED (gal)	Diss. Oxygen (+/- 10%)	ORP (+/- 10 mV)	pH (+/- 0.1 pH units)	SPEC. COND. (ms/cm) [+/- 3%]	TEMP (°C)	TURB. (NTU) [<10 NTU]	Pump Rate ml/min. (& pump setting)	New Water Level
Initial: 1310	0.25	1.97	105.8	6.36	0.776	24.86	7.47	100 ( )	8.23
1320	0.5	0.92	69.5	6.09	0.772	24.02	8.03	100	8.96
1350	2.5	0.51	57.5	6.08	0.769	23.76	5.46	400	11.03
1410	4.5	0.40	54.9	6.09	0.767	23.82	5.83	400	13.23
1420	5.5	0.35	52.0	6.15	0.730	24.42	7.67	400	15.15
1430	6.5	0.81	58.2	6.09	0.767	22.55	4.03	400	17.03
1440	7.5	0.75	65.8	6.01	0.768	22.50	5.77	400	17.03
1445	8.0	0.73	66.6	6.02	0.768	22.51	1.86	400	17.03
1450	Collect Sample								

NOTES: Will Not Hold Low Flow Rate - Will Purge 3.0 Well Vols Before Collecting Sample

SAMPLE DATE: 7-27-17
SAMPLE TIME: 1450

CONTAINER SIZE/TYPE	NO.	PRESERVATIVE	ANALYTICAL METHOD	ANALYSIS
250 ml poly	1	HNO3	6020/ 7470A	Total Metals & Hg
40 ml vial	2	HCL	8260	VOC list
1 L Amber	2	None	8270C SIM	PAHs
500 ml poly	1	NaOH	9014	CN

GENERAL INFORMATION	
WEATHER:	HOT - HUMID - CLEAR
SHIPPED VIA:	Delivered/Shipped to AES laboratory
SHIPPED TO:	AES Laboratories, 3785 Presidential Parkway, Atlanta, GA 30340
SAMPLER: EVER GUILLEN	OBSERVER:

PROJECT NAME: AGL-Augusta, Augusta, GA

FIELD SAMPLING REPORT

Project Number: 6122-15-0235

Amec Foster Wheeler, E&I
1075 BIG SHANTY ROAD NW, SUITE 100 KENNESAW GA 30144
PHONE: (770) 421-3400 / FAX: (770) 421-3486

SAMPLING EVENT: __1ST QUARTER __2ND QUARTER __3RD QUARTER __4TH QUARTER
MONITORING WELL TYPE: __Standard __ Compliance __Background __Extraction
WELL ID: MW-4025-0717
WELL MATERIAL: PVC
SAMPLE METHOD: PERISTALTIC

Product In Well: Yes / No: _____(ft)

WELL DIAMETER: 2
DUP./REP. OF: _____
DEPTH TO WATER: 12.35 GRAB (x) COMPOSITE ( )
TOTAL DEPTH: 19.20
Top of Screened interval (btoc): _____
WATER COLUMN HEIGHT: 6.85 X 0.17 = 1.16 X 3 = 3.49
Screen length: _____
PURGE VOLUME: 3.49
Tubing/Pump Intake Depth 17.0'
[0.04 x water column height (ft) x 3 (well volumes) for 1" wells]
Arrived at: _____
[0.163 x water column height (ft) x 3 (well volumes) for 2" wells]
Initial PID _____
[0.653 x water column height (ft) x 3 (well volumes) for 4" wells]
Bailing PID = _____
[1.47 x water column height (ft) x 3 (well volumes) for 6" wells]

TIME	VOL. PURGED (gal)	Diss. Oxygen (+/- 10%)	ORP (+/- 10 mV)	pH (+/- 0.1 pH units)	SPEC. COND. (ms/cm) [+/- 3%]	TEMP (°C)	TURB. (NTU) [<10 NTU]	Pump Rate ml/min. (& pump setting)	New Water Level
Initial: 1105	0.25	2.63	59.9	6.29	0.398	26.56	13.2	200 ( )	12.36
1110	0.5	2.01	61.0	6.13	0.416	25.91	9.07		12.36
1115	0.75	2.04	64.6	6.12	0.431	25.55	11.5		12.36
1120	1.0	1.96	66.8	6.09	0.436	25.50	10.7		12.36
1125	1.25	1.73	69.4	6.08	0.438	25.68	12.8		12.36
1130	1.5	1.79	69.5	6.08	0.438	25.76	10.4		12.36
1135	1.75	1.74	69.3	6.09	0.439	25.87	8.11		12.36
1140	COLLECT		SAMPLE						

NOTES:

SAMPLE DATE: 7-26-17
SAMPLE TIME: 1140

CONTAINER SIZE/TYPE	NO.	PRESERVATIVE	ANALYTICAL METHOD	ANALYSIS
250 ml poly	1	HNO3	6020/ 7470A	Total Metals & Hg
40 ml vial	2	HCL	8260	VOC list
1 L Amber	2	None	8270C SIM	PAHs
500 ml poly	1	NaOH	9014	CN

GENERAL INFORMATION	
WEATHER:	HOT - HUMID - CLOUDY
SHIPPED VIA:	Delivered/Shipped to AES laboratory
SHIPPED TO:	AES Laboratories, 3785 Presidential Parkway, Atlanta, GA 30340
SAMPLER: EVER GUILLEN	OBSERVER:

PROJECT NAME: AGL-Augusta, Augusta, GA

FIELD SAMPLING REPORT

Project Number: 6122-15-0235

Amec Foster Wheeler, E&I
1075 BIG SHANTY ROAD NW, SUITE 100 KENNESAW GA 30144
PHONE: (770) 421-3400 / FAX: (770) 421-3486

SAMPLING EVENT: __1ST QUARTER __2ND QUARTER __3RD QUARTER __4TH QUARTER
MONITORING WELL TYPE: __Standard __ Compliance __Background __Extraction
WELL ID: MW-401D-0717
WELL MATERIAL: PVC
SAMPLE METHOD: Peristaltic pump
DUP./REP. OF: DUP-6-0717

Product In Well: Yes / No: _____(ft)
WELL DIAMETER: 2"
DEPTH TO WATER: ~~10.14~~ 9.85 GRAB (x) COMPOSITE ( )
TOTAL DEPTH: 36.18
WATER COLUMN HEIGHT: _____
PURGE VOLUME: _____

Top of Screened interval (btoc): _____
Screen length: _____
Tubing/Pump Intake Depth 31
Arrived at: 1400
Initial PID _____
Bailing PID = _____

[0.04 x water column height (ft) x 3 (well volumes) for 1" wells]
[0.163 x water column height (ft) x 3 (well volumes) for 2" wells]
[0.653 x water column height (ft) x 3 (well volumes) for 4" wells]
[1.47 x water column height (ft) x 3 (well volumes) for 6" wells]

TIME	VOL. PURGED (gal)	Diss. Oxygen (+/- 10%)	ORP (+/- 10 mV)	pH (+/- 0.1 pH units)	SPEC. COND. (ms/cm) [+/- 3%]	TEMP (°C)	TURB. (NTU) [<10 NTU]	Pump Rate ml/min. (& pump setting)	New Water Level
Initial: 1415	0	1.05	114.8	6.61	0.370	24.21	7.30	200 ( )	9.97
1425	0.5	0.40	115.2	6.44	0.361	23.66	5.04	200	9.97
1430	0.75	0.35	114.6	6.36	0.357	23.45	2.26	200	9.98
1435	1.0	0.31	115.6	6.28	0.354	23.34	1.76	200	9.96
1440	1.25	0.32	115.8	6.20	0.349	23.73	1.72	200	9.96
1445	1.5	0.30	116.0	6.18	0.349	23.54	1.33	200	9.96
1450	1.75	0.29	116.5	6.15	0.348	23.42	1.41	200	9.96

NOTES: Collected DUP-6-0717 at this location (Time 1200)

SAMPLE DATE: 7/27/17
SAMPLE TIME: 1451

CONTAINER SIZE/TYPE	NO.	PRESERVATIVE	ANALYTICAL METHOD	ANALYSIS
250 ml poly	1	HNO3	6020/ 7470A	Total Metals & Hg
40 ml vial	2	HCL	8260	VOC list
1 L Amber	2	None	8270C SIM	PAHs
500 ml poly	1	NaOH	9014	CN

GENERAL INFORMATION			
WEATHER:	Hot + Humid, Temp 92°F		
SHIPPED VIA:	Delivered/Shipped to AES laboratory		
SHIPPED TO:	AES Laboratories, 3785 Presidential Parkway, Atlanta, GA 30340		
SAMPLER: Daniel Howard		OBSERVER:	

PROJECT NAME: AGL-Augusta, Augusta, GA

FIELD SAMPLING REPORT

Project Number: 6122-15-0235

Amec Foster Wheeler, E&I
1075 BIG SHANTY ROAD NW, SUITE 100 KENNESAW GA 30144
PHONE: (770) 421-3400 / FAX: (770) 421-3486

SAMPLING EVENT: __1ST QUARTER __2ND QUARTER __3RD QUARTER __4TH QUARTER
MONITORING WELL TYPE: __Standard __ Compliance __Background __Extraction
WELL ID: MW-4015-0717
WELL MATERIAL: PVC
SAMPLE METHOD: Peristaltic pump
DUP./REP. OF: DUP-4-0717

Product In Well: Yes / No: _____(ft)
WELL DIAMETER: 2"
DEPTH TO WATER: ~~10.14~~ 9.89 GRAB (x) COMPOSITE ( )
TOTAL DEPTH: 19.38
WATER COLUMN HEIGHT: _____
PURGE VOLUME: _____

Top of Screened interval (btoc): _____
Screen length: _____
Tubing/Pump Intake Depth 17
Arrived at: 1205
Initial PID _____
Bailing PID = _____

[0.04 x water column height (ft) x 3 (well volumes) for 1" wells]
[0.163 x water column height (ft) x 3 (well volumes) for 2" wells]
[0.653 x water column height (ft) x 3 (well volumes) for 4" wells]
[1.47 x water column height (ft) x 3 (well volumes) for 6" wells]

TIME	VOL. PURGED (gal)	Diss. Oxygen (+/- 10%)	ORP (+/- 10 mV)	pH (+/- 0.1 pH units)	SPEC. COND. (ms/cm) [+/- 3%]	TEMP (°C)	TURB. (NTU) [<10 NTU]	Pump Rate ml/min. (& pump setting)	New Water Level
Initial: 1235	0	1.48	135.6	5.77	0.501	24.05	17.7	200 ( )	9.89
1245	0.5	0.98	152.4	5.74	0.498	23.47	7.24	200	9.89
1250	0.75	0.93	155.5	5.75	0.497	23.55	4.81	200	9.89
1255	1.0	0.86	160.0	5.74	0.498	23.28	4.30	200	9.89
1300	1.25	0.84	160.9	5.75	0.498	23.28	4.02	200	9.89
1305	1.5	0.87	162.0	5.75	0.499	23.40	2.77	200	9.89

NOTES: Collected at DUP-4-0717 at this location (Time 1200)

SAMPLE DATE: 7/27/17
SAMPLE TIME: 1306

CONTAINER SIZE/TYPE	NO.	PRESERVATIVE	ANALYTICAL METHOD	ANALYSIS
250 ml poly	1	HNO3	6020/ 7470A	Total Metals & Hg
40 ml vial	2	HCL	8260	VOC list
1 L Amber	2	None	8270C SIM	PAHs
500 ml poly	1	NaOH	9014	CN

GENERAL INFORMATION			
WEATHER:	Hot + Humid, Temp 90°F		
SHIPPED VIA:	Delivered/Shipped to AES laboratory		
SHIPPED TO:	AES Laboratories, 3785 Presidential Parkway, Atlanta, GA 30340		
SAMPLER:	Daniel Howard	OBSERVER:	

PROJECT NAME: AGL-Augusta, Augusta, GA

FIELD SAMPLING REPORT

Project Number: 6122-15-0235

Amec Foster Wheeler, E&I
1075 BIG SHANTY ROAD NW, SUITE 100 KENNESAW GA 30144
PHONE: (770) 421-3400 / FAX: (770) 421-3486

SAMPLING EVENT: __1ST QUARTER __2ND QUARTER __3RD QUARTER __4TH QUARTER
MONITORING WELL TYPE: __Standard __ Compliance __Background __Extraction
WELL ID: MW-401SAP-0717
WELL MATERIAL: PVC
SAMPLE METHOD: Peristaltic pump

DUP./REP. OF:_____

Top of Screened interval (btoc):_____
Screen length:_____
Tubing/Pump Intake Depth 38
Arrived at: 1530
Initial PID _____
Bailing PID = _____

Product In Well: Yes / No: _____(ft)

WELL DIAMETER: 2"
DEPTH TO WATER: ~~10.0~~ 9.54 GRAB (x) COMPOSITE ( )
TOTAL DEPTH: 43.07
WATER COLUMN HEIGHT: 33.53
PURGE VOLUME:_____
[0.04 x water column height (ft) x 3 (well volumes) for 1" wells]
[0.163 x water column height (ft) x 3 (well volumes) for 2" wells]
[0.653 x water column height (ft) x 3 (well volumes) for 4" wells]
[1.47 x water column height (ft) x 3 (well volumes) for 6" wells]

TIME	VOL. PURGED (gal)	Diss. Oxygen (+/- 10%)	ORP (+/- 10 mV)	pH (+/- 0.1 pH units)	SPEC. COND. (ms/cm) [+/- 3%]	TEMP (°C)	TURB. (NTU) [<10 NTU]	Pump Rate ml/min. (& pump setting)	New Water Level
Initial: 1550	0	1.38	112.5	5.68	0.233	25.05	1.96	150 ( )	10.84
1600	0.4	0.42	132.7	5.57	0.233	25.32	1.95	150	12.49
1605	0.6	0.37	139.9	5.56	0.232	25.35	1.59	150	13.39
1610	0.8	0.37	143.3	5.56	0.231	25.56	1.66	150	13.71
1615	1.0	0.37	146.4	5.56	0.232	25.58	1.54	150	14.12
1620	1.2	0.35	150.3	5.54	0.232	25.26	1.62	150	14.61

NOTES:

SAMPLE DATE: 7/27/17
SAMPLE TIME: 1621

CONTAINER SIZE/TYPE	NO.	PRESERVATIVE	ANALYTICAL METHOD	ANALYSIS
250 ml poly	1	HNO3	6020/ 7470A	Total Metals & Hg
40 ml vial	2	HCL	8260	VOC list
1 L Amber	2	None	8270C SIM	PAHs
500 ml poly	1	NaOH	9014	CN

GENERAL INFORMATION			
WEATHER:	Hot + Humid, Temp 92°F		
SHIPPED VIA:	Delivered/Shipped to AES laboratory		
SHIPPED TO:	AES Laboratories, 3785 Presidential Parkway, Atlanta, GA 30340		
SAMPLER:	Daniel Howard	OBSERVER:	

PROJECT NAME: AGL-Augusta, Augusta, GA

FIELD SAMPLING REPORT

Project Number: 6122-15-0235

Amec Foster Wheeler, E&I
1075 BIG SHANTY ROAD NW, SUITE 100 KENNESAW GA 30144
PHONE: (770) 421-3400 / FAX: (770) 421-3486

SAMPLING EVENT: __1ST QUARTER __2ND QUARTER __3RD QUARTER __4TH QUARTER
MONITORING WELL TYPE: __Standard __ Compliance __Background __Extraction
WELL ID: MW-408PR-0717
WELL MATERIAL: PVC
SAMPLE METHOD: Peristaltic

DUP./REP. OF: NA

Top of Screened interval (btoc): 25-30
Screen length: 5
Tubing/Pump Intake Depth 22'
Arrived at: NA
Initial PID NA
Bailing PID = NA

Product In Well: Yes / No: No (ft)

WELL DIAMETER: 2"
DEPTH TO WATER: 7.71 GRAB (x) COMPOSITE ( )
TOTAL DEPTH: 24.92
WATER COLUMN HEIGHT:
PURGE VOLUME: Low Flow
[0.04 x water column height (ft) x 3 (well volumes) for 1" wells]
[0.163 x water column height (ft) x 3 (well volumes) for 2" wells]
[0.653 x water column height (ft) x 3 (well volumes) for 4" wells]
[1.47 x water column height (ft) x 3 (well volumes) for 6" wells]

TIME	VOL. PURGED (gal)	Diss. Oxygen (+/- 10%)	ORP (+/- 10 mV)	pH (+/- 0.1 pH units)	SPEC. COND. (ms/cm) [+/- 3%]	TEMP (°C)	TURB. (NTU) [<10 NTU]	Pump Rate ml/min. (& pump setting)	New Water Level
Initial: 2:32	0	1.27	-48.6	6.55	0.685	24.80	46.6	175 ( )	9.07
2:37	0.25	0.21	-39.6	6.23	0.684	24.80	40.8	175	9.60
2:42	.5 ~~0.23~~	0.23	-26.8	6.28	0.685	24.88	32.0	175	10.10
2:47	0.8	0.25	-33.3	6.07	0.692	24.93	35.8	175	10.49
2:52	1.1	0.22	-34.4	6.07	0.691	24.82	33.4	175	10.57
2:57	1.4	0.19	-34.9	6.07	0.689	24.52	34.0	175	10.64
3:00- Parameters Stable- Can't get the turbidity Down									

NOTES:
2:37 - Had to Clean out the Flow Cell - Looks like organic matter causing turbidity

SAMPLE DATE: 7-26-17
SAMPLE TIME: 3:00

CONTAINER SIZE/TYPE	NO.	PRESERVATIVE	ANALYTICAL METHOD	ANALYSIS
250 ml poly	1	HNO3	6020/ 7470A	Total Metals & Hg
40 ml vial	2	HCL	8260	VOC list
1 L Amber	2	None	8270C SIM	PAHs
500 ml poly	1	NaOH	9014	CN

GENERAL INFORMATION			
WEATHER:	PH, Cloudy 95°		
SHIPPED VIA:	Delivered/Shipped to AES laboratory		
SHIPPED TO:	AES Laboratories, 3785 Presidential Parkway, Atlanta, GA 30340		
SAMPLER:	Jeff Moore	OBSERVER:	Mark Andrews

PROJECT NAME: AGL-Augusta, Augusta, GA

FIELD SAMPLING REPORT

Project Number: 6122-15-0235

Amec Foster Wheeler, E&I
1075 BIG SHANTY ROAD NW, SUITE 100 KENNESAW GA 30144
PHONE: (770) 421-3400 / FAX: (770) 421-3486

SAMPLING EVENT: __1ST QUARTER __2ND QUARTER __3RD QUARTER __4TH QUARTER
MONITORING WELL TYPE: __Standard __ Compliance __Background __Extraction
WELL ID: MW-408S-0717
WELL MATERIAL: PVC
SAMPLE METHOD: Peristaltic
DUP./REP. OF: NA
Top of Screened interval (btoc): 10-20
Screen length: 10
Tubing/Pump Intake Depth 17
Arrived at: NA
Initial PID NA
Bailing PID = NA

Product In Well: Yes / No: No (ft)
WELL DIAMETER: 2"
DEPTH TO WATER: 7.77 GRAB (x) COMPOSITE ( )
TOTAL DEPTH: 19.7
WATER COLUMN HEIGHT:
PURGE VOLUME: Low Flow
[0.04 x water column height (ft) x 3 (well volumes) for 1" wells]
[0.163 x water column height (ft) x 3 (well volumes) for 2" wells]
[0.653 x water column height (ft) x 3 (well volumes) for 4" wells]
[1.47 x water column height (ft) x 3 (well volumes) for 6" wells]

TIME	VOL. PURGED (gal)	Diss. Oxygen (+/- 10%)	ORP (+/- 10 mV)	pH (+/- 0.1 pH units)	SPEC. COND. (ms/cm) [+/- 3%]	TEMP (°C)	TURB. (NTU) [<10 NTU]	Pump Rate ml/min. (& pump setting)	New Water Level
Initial: 1:47	0	0.36	-98.7	6.62	1.149	24.64	12.9	400 ( )	8.01
1:52	0.5	0.21	-97.0	6.58	1.036	25.07	13.1	400	8.03
1:57	1	0.12	-104.7	6.63	0.973	25.41	8.76	400	8.03
2:02	1.5	0.09	-106.9	6.67	0.956	25.41	8.36	400	8.03
2:07	2	0.08	-107.3	6.65	0.950	25.42	6.97	400	8.03
2:10-	Parameters	Stable-	Sample						

NOTES:

SAMPLE DATE: 7-26-17
SAMPLE TIME: 2:10

CONTAINER SIZE/TYPE	NO.	PRESERVATIVE	ANALYTICAL METHOD	ANALYSIS
250 ml poly	1	HNO3	6020/ 7470A	Total Metals & Hg
40 ml vial	2	HCL	8260	VOC list
1 L Amber	2	None	8270C SIM	PAHs
500 ml poly	1	NaOH	9014	CN

GENERAL INFORMATION			
WEATHER:	Partly Cloudy 95°		
SHIPPED VIA:	Delivered/Shipped to AES laboratory		
SHIPPED TO:	AES Laboratories, 3785 Presidential Parkway, Atlanta, GA 30340		
SAMPLER:	Jeff Moore	OBSERVER:	mark Andrews

PROJECT NAME: AGL-Augusta, Augusta, GA

FIELD SAMPLING REPORT

Project Number: 6122-15-0235

Amec Foster Wheeler, E&I
1075 BIG SHANTY ROAD NW, SUITE 100 KENNESAW GA 30144
PHONE: (770) 421-3400 / FAX: (770) 421-3486

SAMPLING EVENT: __1ST QUARTER __2ND QUARTER __3RD QUARTER __4TH QUARTER
MONITORING WELL TYPE: __Standard __ Compliance __Background __Extraction
WELL ID: MW-500BR-0717
WELL MATERIAL: PVC
SAMPLE METHOD: Peristaltic

DUP./REP. OF: NA

Top of Screened interval (btoc):_____
Screen length:_____
Tubing/Pump Intake Depth 50'
Arrived at:_____
Initial PID _____
Bailing PID = _____

Product In Well: Yes / No: No (ft)

WELL DIAMETER: 3"
DEPTH TO WATER: 8.54 GRAB (x) COMPOSITE ( )
TOTAL DEPTH: 55.27
WATER COLUMN HEIGHT:_____
PURGE VOLUME: Low Flow
[0.04 x water column height (ft) x 3 (well volumes) for 1" wells]
[0.163 x water column height (ft) x 3 (well volumes) for 2" wells]
[0.653 x water column height (ft) x 3 (well volumes) for 4" wells]
[1.47 x water column height (ft) x 3 (well volumes) for 6" wells]

TIME	VOL. PURGED (gal)	Diss. Oxygen (+/- 10%)	ORP (+/- 10 mV)	pH (+/- 0.1 pH units)	SPEC. COND. (ms/cm) [+/- 3%]	TEMP (°C)	TURB. (NTU) [<10 NTU]	Pump Rate ml/min. (& pump setting)	New Water Level
Initial: 10:02	0	0.26	17.7	8.11	0.163	22.63	4.09	400 ( )	8.77
10:07	0.5	0.13	24.0	7.78	0.163	22.53	2.64	400	8.75
10:12	1	0.09	17.3	7.88	0.163	22.51	2.40	400	8.75
10:17	1.5	0.07	17.1	8.01	0.164	22.52	2.10	400	8.75
10:22	2	0.06	16.1	8.03	0.163	22.50	2.37	400	8.75
10:25- Parameters Stable- Sample									

NOTES:

SAMPLE DATE: 7-27-17
SAMPLE TIME: 10:25

CONTAINER SIZE/TYPE	NO.	PRESERVATIVE	ANALYTICAL METHOD	ANALYSIS
250 ml poly	1	HNO3	6020/ 7470A	Total Metals & Hg
40 ml vial	2	HCL	8260	VOC list
1 L Amber	2	None	8270C SIM	PAHs
500 ml poly	1	NaOH	9014	CN

GENERAL INFORMATION	
WEATHER:	Ptly Cld, 94°
SHIPPED VIA:	Delivered/Shipped to AES laboratory
SHIPPED TO:	AES Laboratories, 3785 Presidential Parkway, Atlanta, GA 30340
SAMPLER: Jeff Moore	OBSERVER: Mark Andrews

PROJECT NAME: AGL-Augusta, Augusta, GA

FIELD SAMPLING REPORT

Project Number: 6122-15-0235

Amec Foster Wheeler, E&I
1075 BIG SHANTY ROAD NW, SUITE 100 KENNESAW GA 30144
PHONE: (770) 421-3400 / FAX: (770) 421-3486

SAMPLING EVENT: __1ST QUARTER __2ND QUARTER __3RD QUARTER __4TH QUARTER
MONITORING WELL TYPE: __Standard __ Compliance __Background __Extraction
WELL ID: MW-501S-0717
WELL MATERIAL: PVC
SAMPLE METHOD: PERISTALTIC
DUP./REP. OF: DUP-5 @ 1200

Top of Screened interval (btoc):_____
Screen length:_____
Tubing/Pump Intake Depth 11.0'
Arrived at:_____
Initial PID _____
Bailing PID = _____

Product In Well: Yes / No: _____(ft)
WELL DIAMETER: 2"
DEPTH TO WATER: 6.59 GRAB (x) COMPOSITE ( )
TOTAL DEPTH: 11.98
WATER COLUMN HEIGHT: 5.39 X .17 = 0.91 X 3 = 2.74
PURGE VOLUME: 2.74
[0.04 x water column height (ft) x 3 (well volumes) for 1" wells]
[0.163 x water column height (ft) x 3 (well volumes) for 2" wells]
[0.653 x water column height (ft) x 3 (well volumes) for 4" wells]
[1.47 x water column height (ft) x 3 (well volumes) for 6" wells]

TIME	VOL. PURGED (gal)	Diss. Oxygen (+/- 10%)	ORP (+/- 10 mV)	pH (+/- 0.1 pH units)	SPEC. COND. (ms/cm) [+/- 3%]	TEMP (°C)	TURB. (NTU) [<10 NTU]	Pump Rate ml/min. (& pump setting)	New Water Level
Initial: 1530	0.5	1.69	-48.3	6.50	0.535	25.47	11.3	200 ( )	7.44
1540	1.5	0.27	-26.1	6.56	0.394	26.28	4.67	400	8.02
1550	2.5	0.19	-46.9	6.56	0.418	25.98	2.32	400	8.17
1555	3.0	0.15	-62.5	6.54	0.424	25.94	1.45	400	8.86
1600	Collect SAMPLE								

NOTES: WILL NOT HOLD LOW FLOW SAMPLING RATE - WILL Purge 3.0 Well Volumes Before Sampling

ALSO COLLECTED DUP-5 @ 1200

SAMPLE DATE: 7-27-17
SAMPLE TIME: 1600

CONTAINER SIZE/TYPE	NO.	PRESERVATIVE	ANALYTICAL METHOD	ANALYSIS
250 ml poly	1	HNO3	6020/ 7470A	Total Metals & Hg
40 ml vial	2	HCL	8260	VOC list
1 L Amber	2	None	8270C SIM	PAHs
500 ml poly	1	NaOH	9014	CN

GENERAL INFORMATION			
WEATHER:	HOT - HUMID - Clear		
SHIPPED VIA:	Delivered/Shipped to AES laboratory		
SHIPPED TO:	AES Laboratories, 3785 Presidential Parkway, Atlanta, GA 30340		
SAMPLER:	EVER GUILLEN	OBSERVER:	

PROJECT NAME: AGL-Augusta, Augusta, GA

FIELD SAMPLING REPORT

Project Number: 6122-15-0235

Amec Foster Wheeler, E&I
1075 BIG SHANTY ROAD NW, SUITE 100 KENNESAW GA 30144
PHONE: (770) 421-3400 / FAX: (770) 421-3486

SAMPLING EVENT: __1ST QUARTER __2ND QUARTER __3RD QUARTER __4TH QUARTER
MONITORING WELL TYPE: __Standard __ Compliance __Background __Extraction
WELL ID: MW-503BR-0717
WELL MATERIAL: PVC
SAMPLE METHOD: PERISTALTIC

Product In Well: Yes / No: _____(ft)

WELL DIAMETER: 6"
DUP./REP. OF: _____
DEPTH TO WATER: 7.46
GRAB (x) COMPOSITE ( )
TOTAL DEPTH: 57.13
1.47 = 73.01 x 3 = 219.04
Top of Screened interval (btoc): _____
WATER COLUMN HEIGHT: 49.67 x .17 = 8.44 x 3 = 25.32
Screen length: _____
PURGE VOLUME: ~~25.32~~ 219.04
Tubing/Pump Intake Depth 52.0'
[0.04 x water column height (ft) x 3 (well volumes) for 1" wells]
Arrived at: _____
[0.163 x water column height (ft) x 3 (well volumes) for 2" wells]
Initial PID _____
[0.653 x water column height (ft) x 3 (well volumes) for 4" wells]
Bailing PID = _____
[1.47 x water column height (ft) x 3 (well volumes) for 6" wells]

TIME	VOL. PURGED (gal)	Diss. Oxygen (+/- 10%)	ORP (+/- 10 mV)	pH (+/- 0.1 pH units)	SPEC. COND. (ms/cm) [+/- 3%]	TEMP (°C)	TURB. (NTU) [<10 NTU]	Pump Rate ml/min. (& pump setting)	New Water Level
Initial: 1615	0.25	0.57	-10.3	8.42	0.106	24.47	217	100 ( )	7.49
1625	0.5	0.22	-7.1	8.02	0.101	24.21	138		7.49
1635	0.75	0.12	-7.3	7.49	0.100	24.13	52.2		7.52
1645	1.0	0.07	-32.6	7.54	0.100	24.18	8.66		7.52
1655	1.25	0.04	-39.8	7.57	0.100	24.46	6.08		7.52
1705	1.5	0.05	-36.7	7.59	0.100	23.95	6.35		7.53
1710	Collect Sample								

NOTES:

SAMPLE DATE: 7-25-17
SAMPLE TIME: 1710

CONTAINER SIZE/TYPE	NO.	PRESERVATIVE	ANALYTICAL METHOD	ANALYSIS
250 ml poly	1	HNO3	6020/ 7470A	Total Metals & Hg
40 ml vial	2	HCL	8260	VOC list
1 L Amber	2	None	8270C SIM	PAHs
500 ml poly	1	NaOH	9014	CN

GENERAL INFORMATION			
WEATHER:	HOT - HUMID - CLOUDY		
SHIPPED VIA:	Delivered/Shipped to AES laboratory		
SHIPPED TO:	AES Laboratories, 3785 Presidential Parkway, Atlanta, GA 30340		
SAMPLER:	EVER GUILLEN	OBSERVER:	

PROJECT NAME: AGL-Augusta, Augusta, GA

FIELD SAMPLING REPORT

Project Number: 6122-15-0235

Amec Foster Wheeler, E&I
1075 BIG SHANTY ROAD NW, SUITE 100 KENNESAW GA 30144
PHONE: (770) 421-3400 / FAX: (770) 421-3486

SAMPLING EVENT: __1ST QUARTER __2ND QUARTER __3RD QUARTER __4TH QUARTER
MONITORING WELL TYPE: __Standard __ Compliance __Background __Extraction
WELL ID: MW-504BR-0717
WELL MATERIAL: PVC
SAMPLE METHOD: PERISTALTIC

DUP./REP. OF:_____

Top of Screened interval (btoc):_____
Screen length:_____
Tubing/Pump Intake Depth 67.0
Arrived at:_____
Initial PID _____
Bailing PID = _____

Product In Well: Yes / No: (No) _____(ft)

WELL DIAMETER: 6"
DEPTH TO WATER: 6.76 GRAB (x) COMPOSITE ( )
TOTAL DEPTH: 72.65
WATER COLUMN HEIGHT: 65.89 X .17 = 11.20 X 3 =
PURGE VOLUME: ~~33.60~~
[0.04 x water column height (ft) x 3 (well volumes) for 1" wells]
[0.163 x water column height (ft) x 3 (well volumes) for 2" wells]
[0.653 x water column height (ft) x 3 (well volumes) for 4" wells]
[1.47 x water column height (ft) x 3 (well volumes) for 6" wells]

TIME	VOL. PURGED (gal)	Diss. Oxygen (+/- 10%)	ORP (+/- 10 mV)	pH (+/- 0.1 pH units)	SPEC. COND. (ms/cm) [+/- 3%]	TEMP (°C)	TURB. (NTU) [<10 NTU]	Pump Rate ml/min. (& pump setting)	New Water Level
Initial: 1430	0.25	0.92	4.6	8.71	0.194	24.03	48.0	100 ( )	6.79
1440	0.5	0.40	0.8	8.85	0.194	24.00	17.6		6.79
1450	0.75	0.35	2.4	8.88	0.194	23.97	9.56		6.79
1500	1.0	0.33	7.0	8.91	0.195	23.99	11.2		6.79
1510	1.25	0.29	10.5	8.99	0.196	24.05	7.97		6.79
1520	1.5	0.25	7.9	8.98	0.197	24.07	8.91		6.79
1525	collect		sample						

NOTES:

SAMPLE DATE: 7-25-17
SAMPLE TIME: 1525

CONTAINER SIZE/TYPE	NO.	PRESERVATIVE	ANALYTICAL METHOD	ANALYSIS
250 ml poly	1	HNO3	6020/ 7470A	Total Metals & Hg
40 ml vial	2	HCL	8260	VOC list
1 L Amber	2	None	8270C SIM	PAHs
500 ml poly	1	NaOH	9014	CN

GENERAL INFORMATION			
WEATHER:	HOT - HUMID - CLOUDY		
SHIPPED VIA:	Delivered/Shipped to AES laboratory		
SHIPPED TO:	AES Laboratories, 3785 Presidential Parkway, Atlanta, GA 30340		
SAMPLER:	EVER GUILLEN	OBSERVER:	

PROJECT NAME: AGL-Augusta, Augusta, GA

FIELD SAMPLING REPORT

Project Number: 6122-15-0235

Amec Foster Wheeler, E&I
1075 BIG SHANTY ROAD NW, SUITE 100 KENNESAW GA 30144
PHONE: (770) 421-3400 / FAX: (770) 421-3486

SAMPLING EVENT: __1ST QUARTER __2ND QUARTER __3RD QUARTER __4TH QUARTER
MONITORING WELL TYPE: __Standard __ Compliance __Background __Extraction
WELL ID: MW-505D-0717
WELL MATERIAL: PVC
SAMPLE METHOD: Peristaltic

DUP./REP. OF: NA

Top of Screened interval (btoc): 23.5-28.5
Screen length: 5'
Tubing/Pump Intake Depth 26'
Arrived at: NA
Initial PID NA
Bailing PID = NA

Product In Well: Yes / No: No (ft)

WELL DIAMETER: 2"
DEPTH TO WATER: GRAB (x) COMPOSITE ( )
TOTAL DEPTH:
WATER COLUMN HEIGHT:
PURGE VOLUME: Low Flow
[0.04 x water column height (ft) x 3 (well volumes) for 1" wells]
[0.163 x water column height (ft) x 3 (well volumes) for 2" wells]
[0.653 x water column height (ft) x 3 (well volumes) for 4" wells]
[1.47 x water column height (ft) x 3 (well volumes) for 6" wells]

TIME	VOL. PURGED (gal)	Diss. Oxygen (+/- 10%)	ORP (+/- 10 mV)	pH (+/- 0.1 pH units)	SPEC. COND. (ms/cm) [+/- 3%]	TEMP (°C)	TURB. (NTU) [<10 NTU]	Pump Rate ml/min. (& pump setting)	New Water Level
Initial: 7:42	0	1.59	-2.4	6.11	0.513	21.55	7.60	450 ( )	5.10
7:47	0.75	0.42	0.9	5.59	0.530	21.16	4.80	450	5.10
7:52	1.5	0.29	-2.1	5.63	0.532	21.09	3.59	450	5.10
7:57	2.25	0.22	-4.5	5.69	0.530	20.93	2.49	450	5.10
8:02	3	0.19	-5.2	5.71	0.530	20.89	2.70	450	5.10
8:05-	Parameters	Stable-	Sample						

NOTES:

SAMPLE DATE: 7-25-17
SAMPLE TIME: 8:05

CONTAINER SIZE/TYPE	NO.	PRESERVATIVE	ANALYTICAL METHOD	ANALYSIS
250 ml poly	1	HNO3	6020/ 7470A	Total Metals & Hg
40 ml vial	2	HCL	8260	VOC list
1 L Amber	2	None	8270C SIM	PAHs
500 ml poly	1	NaOH	9014	CN

GENERAL INFORMATION			
WEATHER:	Ptly Cldy 95°		
SHIPPED VIA:	Delivered/Shipped to AES laboratory		
SHIPPED TO:	AES Laboratories, 3785 Presidential Parkway, Atlanta, GA 30340		
SAMPLER:	Jeff Moore	OBSERVER:	Mark Andrews

PROJECT NAME: AGL-Augusta, Augusta, GA

FIELD SAMPLING REPORT

Project Number: 6122-15-0235

Amec Foster Wheeler, E&I
1075 BIG SHANTY ROAD NW, SUITE 100 KENNESAW GA 30144
PHONE: (770) 421-3400 / FAX: (770) 421-3486

SAMPLING EVENT: __1ST QUARTER __2ND QUARTER __3RD QUARTER __4TH QUARTER
MONITORING WELL TYPE: __Standard __ Compliance __Background __Extraction
WELL ID: MW-507BR-0717
WELL MATERIAL: PVC
SAMPLE METHOD: Peristaltic

DUP./REP. OF: MW-507BR-0717-MS/MSD

Top of Screened interval (btoc):_____
Screen length:_____
Tubing/Pump Intake Depth 115
Arrived at: NA
Initial PID NA
Bailing PID = NA

Product In Well: Yes / No: No (ft)

WELL DIAMETER: 4"
DEPTH TO WATER: 15.78 GRAB (x) COMPOSITE ( )
TOTAL DEPTH: 126.5
WATER COLUMN HEIGHT:_____
PURGE VOLUME: Low Flow

[0.04 x water column height (ft) x 3 (well volumes) for 1" wells]
[0.163 x water column height (ft) x 3 (well volumes) for 2" wells]
[0.653 x water column height (ft) x 3 (well volumes) for 4" wells]
[1.47 x water column height (ft) x 3 (well volumes) for 6" wells]

TIME	VOL. PURGED (gal)	Diss. Oxygen (+/- 10%)	ORP (+/- 10 mV)	pH (+/- 0.1 pH units)	SPEC. COND. (ms/cm) [+/- 3%]	TEMP (°C)	TURB. (NTU) [<10 NTU]	Pump Rate ml/min. (& pump setting)	New Water Level
Initial: 9:04	0	3.95	43.3	8.03	0.299	20.91	16.0	400 ( )	16.90
9:09	0.5	3.81	42.2	8.09	0.293	20.89	7.25	400	17.70
9:14	1	3.97	39.7	8.15	0.293	20.97	6.43	400	18.25
9:19	1.5	3.97	37.3	8.21	0.292	20.87	4.47	400	18.63
9:24	2	3.89	37.7	8.21	0.292	20.90	3.36	400	18.93
9:29	2.5	3.86	37.7	8.21	0.292	20.97	3.05	400	19.08
9:32-	Parameters Stable- Sample								

NOTES: Also MS/MSD

SAMPLE DATE: 7-27-17
SAMPLE TIME: 9:32

CONTAINER SIZE/TYPE	NO.	PRESERVATIVE		ANALYTICAL METHOD	ANALYSIS
250 ml poly	1	MS/MSD 1	HNO3	6020/ 7470A	Total Metals & Hg
40 ml vial	2	2	HCL	8260	VOC list
1 L Amber	2	2	None	8270C SIM	PAHs
500 ml poly	1	1	NaOH	9014	CN

GENERAL INFORMATION	
WEATHER:	Pt.Cldy 74°-94°
SHIPPED VIA:	Delivered/Shipped to AES laboratory
SHIPPED TO:	AES Laboratories, 3785 Presidential Parkway, Atlanta, GA 30340
SAMPLER: Jeff Moore	OBSERVER: Mark Andrews

PROJECT NAME: AGL-Augusta, Augusta, GA

FIELD SAMPLING REPORT

Project Number: 6122-15-0235

Amec Foster Wheeler, E&I
1075 BIG SHANTY ROAD NW, SUITE 100 KENNESAW GA 30144
PHONE: (770) 421-3400 / FAX: (770) 421-3486

SAMPLING EVENT: __1ST QUARTER __2ND QUARTER __3RD QUARTER __4TH QUARTER
MONITORING WELL TYPE: __Standard __ Compliance __Background __Extraction
WELL ID: MW-508BR-0717
WELL MATERIAL: PVC
SAMPLE METHOD: peristaltic

DUP./REP. OF:

Top of Screened interval (btoc): 70'
Screen length: 16'
Tubing/Pump Intake Depth 72'
Arrived at: 1046
Initial PID NA
Bailing PID = NA

Product In Well: Yes / No: NO (ft)

WELL DIAMETER: 4"
DEPTH TO WATER: 9.65 GRAB (x) COMPOSITE ( )
TOTAL DEPTH: 73.7
WATER COLUMN HEIGHT:
PURGE VOLUME:
[0.04 x water column height (ft) x 3 (well volumes) for 1" wells]
[0.163 x water column height (ft) x 3 (well volumes) for 2" wells]
[0.653 x water column height (ft) x 3 (well volumes) for 4" wells]
[1.47 x water column height (ft) x 3 (well volumes) for 6" wells]

TIME	VOL. PURGED (gal)	Diss. Oxygen (+/- 10%)	ORP (+/- 10 mV)	pH (+/- 0.1 pH units)	SPEC. COND. (ms/cm) [+/- 3%]	TEMP (°C)	TURB. (NTU) [<10 NTU]	Pump Rate ml/min. (& pump setting)	New Water Level
Initial: 1100	—	4.81	-60.5	11.25	1.065	25.07	6.47	200 ( )	9.96
1110	.50	0.39	-44.2	11.42	1.090	23.59	1.79	200	10.75
1120	1.00	0.55	-82.9	11.47	1.094	23.71	1.44	200	12.30
1130	1.50	0.39	-61.0	11.49	1.098	25.23	1.38	200	13.01
1140	2.00	0.38	-56.9	11.49	1.099	25.22	1.35	200	13.68
1150	2.50	0.38	-50.6	11.49	1.100	25.56		200	14.15
1152	Sample time		MW-508BR-0717						

NOTES:

SAMPLE DATE: 7-25-17
SAMPLE TIME: 1152

CONTAINER SIZE/TYPE	NO.	PRESERVATIVE	ANALYTICAL METHOD	ANALYSIS
250 ml poly	1	HNO3	6020/ 7470A	Total Metals & Hg
40 ml vial	2	HCL	8260	VOC list
1 L Amber	2	None	8270C SIM	PAHs
500 ml poly	1	NaOH	9014	CN

GENERAL INFORMATION			
WEATHER:	Sunny Hot humid		
SHIPPED VIA:	Delivered/Shipped to AES laboratory		
SHIPPED TO:	AES Laboratories, 3785 Presidential Parkway, Atlanta, GA 30340		
SAMPLER:	Mark A	OBSERVER:	

PROJECT NAME: AGL-Augusta, Augusta, GA

FIELD SAMPLING REPORT

Project Number: 6122-15-0235

Amec Foster Wheeler, E&I
1075 BIG SHANTY ROAD NW, SUITE 100 KENNESAW GA 30144
PHONE: (770) 421-3400 / FAX: (770) 421-3486

SAMPLING EVENT: __1ST QUARTER __2ND QUARTER __3RD QUARTER __4TH QUARTER
MONITORING WELL TYPE: __Standard __ Compliance __Background __Extraction
WELL ID: MW-509BR-0717
WELL MATERIAL: PVC
SAMPLE METHOD: PERISTALTIC

DUP./REP. OF:_____

Top of Screened interval (btoc):_____
Screen length:_____
Tubing/Pump Intake Depth 56'
Arrived at:_____
Initial PID _____
Bailing PID = _____

Product In Well: Yes / No: _____(ft)

WELL DIAMETER: 6"
DEPTH TO WATER: 6.60 GRAB (x) COMPOSITE ( )
TOTAL DEPTH: 61.77
WATER COLUMN HEIGHT: 55.17 X ~~.17 = 9.37 x 3 = 28.13~~
PURGE VOLUME: ~~28.13~~

[0.04 x water column height (ft) x 3 (well volumes) for 1" wells]
[0.163 x water column height (ft) x 3 (well volumes) for 2" wells]
[0.653 x water column height (ft) x 3 (well volumes) for 4" wells]
[1.47 x water column height (ft) x 3 (well volumes) for 6" wells]

TIME	VOL. PURGED (gal)	Diss. Oxygen (+/- 10%)	ORP (+/- 10 mV)	pH (+/- 0.1 pH units)	SPEC. COND. (ms/cm) [+/- 3%]	TEMP (°C)	TURB. (NTU) [<10 NTU]	Pump Rate ml/min. (& pump setting)	New Water Level
Initial: 1000	0.25	0.69	-10.7	7.21	0.239	23.43	65.8	100 ( )	6.62
1010	0.5	0.36	-16.1	7.48	0.226	23.21	17.3		6.69
1020	0.75	0.67	-19.4	7.71	0.224	23.07	13.9		6.73
1030	1.0	0.55	-13.9	7.81	0.224	23.05	7.29		6.78
1040	1.25	0.60	-19.5	8.06	0.223	23.08	5.38		6.81
1050	1.5	0.57	-20.6	8.21	0.221	23.15	5.16		6.84
1100	1.75	0.56	-19.8	8.29	0.220	23.07	6.44		6.86
1110	2.0	0.53	-20.5	8.27	0.220	23.14	5.80		6.89
1120	Collect Sample								

NOTES:

SAMPLE DATE: 7-25-17
SAMPLE TIME: 1120

CONTAINER SIZE/TYPE	NO.	PRESERVATIVE	ANALYTICAL METHOD	ANALYSIS
250 ml poly	1	HNO3	6020/ 7470A	Total Metals & Hg
40 ml vial	2	HCL	8260	VOC list
1 L Amber	2	None	8270C SIM	PAHs
500 ml poly	1	NaOH	9014	CN

GENERAL INFORMATION			
WEATHER:	Hot-Humid-Clear		
SHIPPED VIA:	Delivered/Shipped to AES laboratory		
SHIPPED TO:	AES Laboratories, 3785 Presidential Parkway, Atlanta, GA 30340		
SAMPLER:	EVER GUILLEN	OBSERVER:	

PROJECT NAME: AGL-Augusta, Augusta, GA

FIELD SAMPLING REPORT

Project Number: 6122-15-0235

Amec Foster Wheeler, E&I
1075 BIG SHANTY ROAD NW, SUITE 100 KENNESAW GA 30144
PHONE: (770) 421-3400 / FAX: (770) 421-3486

SAMPLING EVENT: __1ST QUARTER __2ND QUARTER __3RD QUARTER __4TH QUARTER
MONITORING WELL TYPE: __Standard __ Compliance __Background __Extraction
WELL ID: MW-510BR-0717
WELL MATERIAL: PVC
SAMPLE METHOD: PERISTALTIC

DUP./REP. OF:_____

Top of Screened interval (btoc):_____
Screen length:_____
Tubing/Pump Intake Depth 61.0'
Arrived at:_____
Initial PID _____
Bailing PID = _____

Product In Well: Yes /(No:)_____(ft)

WELL DIAMETER: 6"
DEPTH TO WATER: 6.61 GRAB (x) COMPOSITE ( )
TOTAL DEPTH: 66.07
WATER COLUMN HEIGHT: 59.46 X .17 = ~~10.10 X 3 =~~
PURGE VOLUME: ~~30.30~~
[0.04 x water column height (ft) x 3 (well volumes) for 1" wells]
[0.163 x water column height (ft) x 3 (well volumes) for 2" wells]
[0.653 x water column height (ft) x 3 (well volumes) for 4" wells]
[1.47 x water column height (ft) x 3 (well volumes) for 6" wells]

TIME	VOL. PURGED (gal)	Diss. Oxygen (+/- 10%)	ORP (+/- 10 mV)	pH (+/- 0.1 pH units)	SPEC. COND. (ms/cm) [+/- 3%]	TEMP (°C)	TURB. (NTU) [<10 NTU]	Pump Rate ml/min. (& pump setting)	New Water Level
Initial: 1230	0.25	0.96	-13.0	7.45	0.130	23.79	69.3	100 ( )	6.64
1240	0.5	0.43	-7.6	7.18	0.129	23.58	24.3		6.64
1250	0.75	0.35	-11.6	7.07	0.128	23.47	10.1		6.66
1300	1.0	0.44	-12.9	6.99	0.127	23.47	6.54		6.67
1310	1.25	0.47	-18.3	6.92	0.127	23.63	3.81		6.69
1320	1.5	0.42	-19.7	6.91	0.127	23.70	4.42		6.69
1330	Collect		Sample						

NOTES: STRONG ODORD - NO PRODUCT NOTED

SAMPLE DATE: 7-25-17
SAMPLE TIME: 1330

CONTAINER SIZE/TYPE	NO.	PRESERVATIVE	ANALYTICAL METHOD	ANALYSIS
250 ml poly	1	HNO3	6020/ 7470A	Total Metals & Hg
40 ml vial	2	HCL	8260	VOC list
1 L Amber	2	None	8270C SIM	PAHs
500 ml poly	1	NaOH	9014	CN

GENERAL INFORMATION			
WEATHER:	HOT - HUMID - Clear		
SHIPPED VIA:	Delivered/Shipped to AES laboratory		
SHIPPED TO:	AES Laboratories, 3785 Presidential Parkway, Atlanta, GA 30340		
SAMPLER:	EVER GUILLEN	OBSERVER:	

PROJECT NAME: AGL-Augusta, Augusta, GA

FIELD SAMPLING REPORT

Project Number: 6122-15-0235

Amec Foster Wheeler, E&I
1075 BIG SHANTY ROAD NW, SUITE 100 KENNESAW GA 30144
PHONE: (770) 421-3400 / FAX: (770) 421-3486

SAMPLING EVENT: __1ST QUARTER __2ND QUARTER __3RD QUARTER __4TH QUARTER
MONITORING WELL TYPE: __Standard __ Compliance __Background __Extraction
WELL ID: MW-511BR-0717
WELL MATERIAL: PVC
SAMPLE METHOD: Peristaltic pump

DUP./REP. OF:_____

Top of Screened interval (btoc):_____
Screen length:_____
Tubing/Pump Intake Depth 55
Arrived at: 1355
Initial PID _____
Bailing PID = _____

Product In Well: Yes / (No): _____(ft)

WELL DIAMETER: 6"
DEPTH TO WATER: 6.69 GRAB (x) COMPOSITE ( )
TOTAL DEPTH: 61.0
WATER COLUMN HEIGHT:_____
PURGE VOLUME:_____
[0.04 x water column height (ft) x 3 (well volumes) for 1" wells]
[0.163 x water column height (ft) x 3 (well volumes) for 2" wells]
[0.653 x water column height (ft) x 3 (well volumes) for 4" wells]
[1.47 x water column height (ft) x 3 (well volumes) for 6" wells]

TIME	VOL. PURGED (gal)	Diss. Oxygen (+/- 10%)	ORP (+/- 10 mV)	pH (+/- 0.1 pH units)	SPEC. COND. (ms/cm) [+/- 3%]	TEMP (°C)	TURB. (NTU) [<10 NTU]	Pump Rate ml/min. (& pump setting)	New Water Level
Initial: 1420	0	3.17	-15.6	9.62	0.191	25.10	3.96	200 ( )	6.87
1430	0.5	0.28	-24.9	9.70	0.184	24.84	1.46	200	7.19
1435	0.75	0.23	-28.4	9.73	0.182	24.91	1.43	200	7.33
1440	1.0	0.27	-30.6	9.74	0.182	25.15	1.09	200	7.45
1445	1.25	0.25	-32.9	9.76	0.181	25.19	0.86	200	7.59
1450	1.50	0.20	-31.1	9.76	0.180	24.87	0.74	200	7.71

NOTES:

SAMPLE DATE: 7/26/17
SAMPLE TIME: 1450

CONTAINER SIZE/TYPE	NO.	PRESERVATIVE	ANALYTICAL METHOD	ANALYSIS
250 ml poly	1	HNO3	6020/ 7470A	Total Metals & Hg
40 ml vial	2	HCL	8260	VOC list
1 L Amber	2	None	8270C SIM	PAHs
500 ml poly	1	NaOH	9014	CN

GENERAL INFORMATION	
WEATHER:	Hot + Humid, Temp 90°F chance of rain + thunderstorm
SHIPPED VIA:	Delivered/Shipped to AES laboratory
SHIPPED TO:	AES Laboratories, 3785 Presidential Parkway, Atlanta, GA 30340
SAMPLER: Daniel Howard	OBSERVER:

PROJECT NAME: AGL-Augusta, Augusta, GA

FIELD SAMPLING REPORT

Project Number: 6122-15-0235

Amec Foster Wheeler, E&I
1075 BIG SHANTY ROAD NW, SUITE 100 KENNESAW GA 30144
PHONE: (770) 421-3400 / FAX: (770) 421-3486

SAMPLING EVENT: __1ST QUARTER __2ND QUARTER __3RD QUARTER __4TH QUARTER
MONITORING WELL TYPE: __Standard __ Compliance __Background __Extraction
WELL ID: MW-512BR-0717
WELL MATERIAL: PVC
SAMPLE METHOD: Peristaltic pump

DUP./REP. OF:_____

Top of Screened interval (btoc):_____
Screen length:_____
Tubing/Pump Intake Depth 57
Arrived at: 0940
Initial PID _____
Bailing PID = _____

Product In Well: Yes / No: _____(ft)

WELL DIAMETER: 6"
DEPTH TO WATER: 7.56 GRAB (x) COMPOSITE ( )
TOTAL DEPTH: 62.4
WATER COLUMN HEIGHT:_____
PURGE VOLUME:_____
[0.04 x water column height (ft) x 3 (well volumes) for 1" wells]
[0.163 x water column height (ft) x 3 (well volumes) for 2" wells]
[0.653 x water column height (ft) x 3 (well volumes) for 4" wells]
[1.47 x water column height (ft) x 3 (well volumes) for 6" wells]

TIME	VOL. PURGED (gal)	Diss. Oxygen (+/- 10%)	ORP (+/- 10 mV)	pH (+/- 0.1 pH units)	SPEC. COND. (ms/cm) [+/- 3%]	TEMP (°C)	TURB. (NTU) [<10 NTU]	Pump Rate ml/min. (& pump setting)	New Water Level
Initial: 1005	0	1.40	-84.7	7.42	0.451	24.56	7.29	~~380~~ (250)	7.69
1015	~~0.75~~ 0.6	0.34	-120.9	7.65	0.446	24.76	2.41	250	7.71
1020	0.9	0.29	-137.0	7.70	0.446	24.64	1.73	250	7.71
1025	1.2	0.26	-139.8	7.74	0.445	24.69	1.52	250	7.71
1030	1.5	0.30	-144.3	7.77	0.446	24.80	1.82	250	7.71
1035	1.8	0.26	-148.8	7.78	0.446	24.77	1.49	250	7.71
1040	2.1	0.23	-150.9	7.79	0.446	24.69	2.02	250	7.71

NOTES:

SAMPLE DATE: 7/26/17
SAMPLE TIME: 1041

CONTAINER SIZE/TYPE	NO.	PRESERVATIVE	ANALYTICAL METHOD	ANALYSIS
250 ml poly	1	HNO3	6020/ 7470A	Total Metals & Hg
40 ml vial	2	HCL	8260	VOC list
1 L Amber	2	None	8270C SIM	PAHs
500 ml poly	1	NaOH	9014	CN

GENERAL INFORMATION			
WEATHER:	Hot + Humid, Temp 85°F		
SHIPPED VIA:	Delivered/Shipped to AES laboratory		
SHIPPED TO:	AES Laboratories, 3780 Presidential Parkway, Atlanta, GA 30340		
SAMPLER:	Daniel Howard	OBSERVER:	

PROJECT NAME: AGL-Augusta, Augusta, GA

FIELD SAMPLING REPORT

Project Number: 6122-15-0235

Amec Foster Wheeler, E&I
1075 BIG SHANTY ROAD NW, SUITE 100 KENNESAW GA 30144
PHONE: (770) 421-3400 / FAX: (770) 421-3486

SAMPLING EVENT: __1ST QUARTER __2ND QUARTER __3RD QUARTER __4TH QUARTER
MONITORING WELL TYPE: __Standard __ Compliance __Background __Extraction
WELL ID: MW-513BR-0717
WELL MATERIAL: PVC
SAMPLE METHOD: Peristaltic

DUP./REP. OF: MW-513BR-0717-MS/MSD

Top of Screened interval (btoc): 51.5
Screen length:
Tubing/Pump Intake Depth 57
Arrived at: NA
Initial PID NA
Bailing PID = NA

Product In Well: Yes / No: NO (ft)

WELL DIAMETER: 6"
DEPTH TO WATER: 8.25'
TOTAL DEPTH: 63.75
WATER COLUMN HEIGHT:
PURGE VOLUME: LowFlow

GRAB (x) COMPOSITE ( )

[0.04 x water column height (ft) x 3 (well volumes) for 1" wells]
[0.163 x water column height (ft) x 3 (well volumes) for 2" wells]
[0.653 x water column height (ft) x 3 (well volumes) for 4" wells]
[1.47 x water column height (ft) x 3 (well volumes) for 6" wells]

TIME	VOL. PURGED (gal)	Diss. Oxygen (+/- 10%)	ORP (+/- 10 mV)	pH (+/- 0.1 pH units)	SPEC. COND. (ms/cm) [+/- 3%]	TEMP (°C)	TURB. (NTU) [<10 NTU]	Pump Rate ml/min. (& pump setting)	New Water Level
Initial: 11:35	0	2.61	-40.2	7.33	0.570	25.45	11.5	475 ( )	8.31
11:40	0.6	0.68	-20.1	6.46	0.603	25.42	5.45	475	8.32
11:45	1.2	0.43	-24.4	6.37	0.608	25.39	3.38	475	8.32
11:50	1.8	0.39	-27.1	6.35	0.603	25.14	3.80	475	8.32
11:55	2.4	0.36	-28.5	6.34	0.602	25.10	2.89	475	8.32
12:00 - Parameters Stable - Sample									

NOTES: Also MS/MSD

SAMPLE DATE: 7-26-17
SAMPLE TIME: 12:00

CONTAINER SIZE/TYPE	NO.	PRESERVATIVE		ANALYTICAL METHOD	ANALYSIS
250 ml poly	1	MS/MSD 1	HNO3	6020/ 7470A	Total Metals & Hg
40 ml vial	2	2	HCL	8260	VOC list
1 L Amber	2	2	None	8270C SIM	PAHs
500 ml poly	1	1	NaOH	9014	CN

GENERAL INFORMATION			
WEATHER:	Ptl. Cldy 95°		
SHIPPED VIA:	Delivered/Shipped to AES laboratory		
SHIPPED TO:	AES Laboratories, 3785 Presidential Parkway, Atlanta, GA 30340		
SAMPLER:	Jeff Moore	OBSERVER:	Mark Andrews

PROJECT NAME: AGL-Augusta, Augusta, GA

FIELD SAMPLING REPORT

Project Number: 6122-15-0235

Amec Foster Wheeler, E&I
1075 BIG SHANTY ROAD NW, SUITE 100 KENNESAW GA 30144
PHONE: (770) 421-3400 / FAX: (770) 421-3486

SAMPLING EVENT: __1ST QUARTER __2ND QUARTER __3RD QUARTER __4TH QUARTER
MONITORING WELL TYPE: __Standard __ Compliance __Background __Extraction
WELL ID: MW-600-0717
WELL MATERIAL: PVC
SAMPLE METHOD: Peristaltic pump
DUP./REP. OF: DUP-3-0717 Time 1200
Top of Screened interval (btoc):_____
Screen length:_____
Tubing/Pump Intake Depth 26
Arrived at: 1125
Initial PID _____
Bailing PID = _____

Product In Well: Yes / No: _____(ft)
WELL DIAMETER: 2"
DEPTH TO WATER: 5.63 GRAB (x) COMPOSITE ( )
TOTAL DEPTH: 30.95
WATER COLUMN HEIGHT:_____
PURGE VOLUME:_____
[0.04 x water column height (ft) x 3 (well volumes) for 1" wells]
[0.163 x water column height (ft) x 3 (well volumes) for 2" wells]
[0.653 x water column height (ft) x 3 (well volumes) for 4" wells]
[1.47 x water column height (ft) x 3 (well volumes) for 6" wells]

TIME	VOL. PURGED (gal)	Diss. Oxygen (+/- 10%)	ORP (+/- 10 mV)	pH (+/- 0.1 pH units)	SPEC. COND. (ms/cm) [+/- 3%]	TEMP (°C)	TURB. (NTU) [<10 NTU]	Pump Rate ml/min. (& pump setting)	New Water Level
Initial: 1200	0	0.73	-31.5	6.19	0.497	27.91	15.1	100 ( )	6.96
1210	0.25	0.36	-25.8	6.07	0.494	27.88	17.5	100	7.86
1215	0.375	0.36	-25.7	6.06	0.494	27.62	14.0	100	8.45
1220	0.5	0.28	-23.7	6.06	0.494	27.92	12.7	100	9.34
1225	0.625	0.29	-19.4	6.06	0.495	28.21	11.9	100	9.92
1230	0.75	0.30	-21.9	6.07	0.498	27.79	10.4	100	10.40
1235	0.875	0.28	-23.0	6.07	0.497	27.88	9.58	100	10.80

NOTES: Collect DUP-3-0717 at this location
Water has strong odor

SAMPLE DATE: 7/26/17
SAMPLE TIME: 1236

CONTAINER SIZE/TYPE	NO.	PRESERVATIVE	ANALYTICAL METHOD	ANALYSIS
250 ml poly	1	HNO3	6020/ 7470A	Total Metals & Hg
40 ml vial	2	HCL	8260	VOC list
1 L Amber	2	None	8270C SIM	PAHs
500 ml poly	1	NaOH	9014	CN

GENERAL INFORMATION			
WEATHER:	Hot + Humid, Temp 88°F		
SHIPPED VIA:	Delivered/Shipped to AES laboratory		
SHIPPED TO:	AES Laboratories, 3785 Presidential Parkway, Atlanta, GA 30340		
SAMPLER:	Daniel Howard	OBSERVER:	

PROJECT NAME: AGL-Augusta, Augusta, GA

FIELD SAMPLING REPORT

Project Number: 6122-15-0235

Amec Foster Wheeler, E&I
1075 BIG SHANTY ROAD NW, SUITE 100 KENNESAW GA 30144
PHONE: (770) 421-3400 / FAX: (770) 421-3486

SAMPLING EVENT: __1ST QUARTER __2ND QUARTER __3RD QUARTER __4TH QUARTER
MONITORING WELL TYPE: __Standard __ Compliance __Background __Extraction
WELL ID: MW-601-0717
WELL MATERIAL: PVC
SAMPLE METHOD: Peristaltic

DUP./REP. OF: NA

Top of Screened interval (btoc): 17-27
Screen length: 10
Tubing/Pump Intake Depth 22
Arrived at: NA
Initial PID NA
Bailing PID = NA

Product In Well: Yes / No: No (ft)

WELL DIAMETER: 2"
DEPTH TO WATER: 6.60 GRAB (x) COMPOSITE ( )
TOTAL DEPTH: 27.04
WATER COLUMN HEIGHT:
PURGE VOLUME: LowFlow
[0.04 x water column height (ft) x 3 (well volumes) for 1" wells]
[0.163 x water column height (ft) x 3 (well volumes) for 2" wells]
[0.653 x water column height (ft) x 3 (well volumes) for 4" wells]
[1.47 x water column height (ft) x 3 (well volumes) for 6" wells]

TIME	VOL. PURGED (gal)	Diss. Oxygen (+/- 10%)	ORP (+/- 10 mV)	pH (+/- 0.1 pH units)	SPEC. COND. (ms/cm) [+/- 3%]	TEMP (°C)	TURB. (NTU) [<10 NTU]	Pump Rate ml/min. (& pump setting)	New Water Level
Initial: 12:51	0	1.76	-8.2	7.36	0.160	23.39	19.0	400 ( )	6.96
12:56	0.5	0.16	5.6	6.31	0.170	22.71	13.3	400	6.97
1:01	1	0.09	-10.1	6.10	0.197	22.59	11.5	400	6.97
1:06	1.5	0.18	-30.2	6.03	0.203	22.56	9.62	400	6.97
1:11	2	0.16	-40.0	6.03	0.215	22.55	7.79	400	6.97
1:16	2.5	0.13	-39.5	6.01	0.221	22.55	5.93	400	6.97
1:20- Parameters Stable- Sample									

NOTES:

SAMPLE DATE: 7-25-17
SAMPLE TIME: 1:20

CONTAINER SIZE/TYPE	NO.	PRESERVATIVE	ANALYTICAL METHOD	ANALYSIS
250 ml poly	1	HNO3	6020/ 7470A	Total Metals & Hg
40 ml vial	2	HCL	8260	VOC list
1 L Amber	2	None	8270C SIM	PAHs
500 ml poly	1	NaOH	9014	CN

GENERAL INFORMATION			
WEATHER:	Sunny 95°		
SHIPPED VIA:	Delivered/Shipped to AES laboratory		
SHIPPED TO:	AES Laboratories, 3785 Presidential Parkway, Atlanta, GA 30340		
SAMPLER:	Jeff Moore	OBSERVER:	Mark Andrews

PROJECT NAME: AGL-Augusta, Augusta, GA

FIELD SAMPLING REPORT

Project Number: 6122-15-0235

Amec Foster Wheeler, E&I
1075 BIG SHANTY ROAD NW, SUITE 100 KENNESAW GA 30144
PHONE: (770) 421-3400 / FAX: (770) 421-3486

SAMPLING EVENT: __1ST QUARTER __2ND QUARTER __3RD QUARTER __4TH QUARTER
MONITORING WELL TYPE: __Standard __ Compliance __Background __Extraction
WELL ID: MW-602-0717
WELL MATERIAL: PVC
SAMPLE METHOD: Peristaltic

DUP./REP. OF: NA

Top of Screened interval (btoc): 22-32
Screen length: 10
Tubing/Pump Intake Depth 27
Arrived at: NA
Initial PID NA
Bailing PID = NA

Product In Well: Yes / No: No (ft)

WELL DIAMETER: 2"
DEPTH TO WATER: 7.32 GRAB (x) COMPOSITE ( )
TOTAL DEPTH:
WATER COLUMN HEIGHT:
PURGE VOLUME: Low Flow
[0.04 x water column height (ft) x 3 (well volumes) for 1" wells]
[0.163 x water column height (ft) x 3 (well volumes) for 2" wells]
[0.653 x water column height (ft) x 3 (well volumes) for 4" wells]
[1.47 x water column height (ft) x 3 (well volumes) for 6" wells]

TIME	VOL. PURGED (gal)	Diss. Oxygen (+/- 10%)	ORP (+/- 10 mV)	pH (+/- 0.1 pH units)	SPEC. COND. (ms/cm) [+/- 3%]	TEMP (°C)	TURB. (NTU) [<10 NTU]	Pump Rate ml/min. (& pump setting)	New Water Level
Initial: 9:20	0	2.07	12.4	6.33	0.441	21.30	14.1	425 ( )	7.82
9:25	0.5	0.37	10.6	5.97	0.435	20.80	7.18	425	7.86
9:30	1	0.32	9.3	5.90	0.443	20.78	5.23	425	7.87
9:35	1.5	0.29	4.4	5.95	0.445	20.77	4.31	425	7.87
9:40	2	0.30	2.2	5.95	0.447	20.79	3.13	425	7.87
9:43-	Parameters	Stable-	Sample						

NOTES:

SAMPLE DATE: 7-25-17
SAMPLE TIME: 9:43

CONTAINER SIZE/TYPE	NO.	PRESERVATIVE	ANALYTICAL METHOD	ANALYSIS
250 ml poly	1	HNO3	6020/ 7470A	Total Metals & Hg
40 ml vial	2	HCL	8260	VOC list
1 L Amber	2	None	8270C SIM	PAHs
500 ml poly	1	NaOH	9014	CN

GENERAL INFORMATION			
WEATHER:	Sunny 95°		
SHIPPED VIA:	Delivered/Shipped to AES laboratory		
SHIPPED TO:	AES Laboratories, 3785 Presidential Parkway, Atlanta, GA 30340		
SAMPLER:	Jeff Moore	OBSERVER:	Mark Andrews

PROJECT NAME: AGL-Augusta, Augusta, GA

FIELD SAMPLING REPORT

Project Number: 6122-15-0235

Amec Foster Wheeler, E&I
1075 BIG SHANTY ROAD NW, SUITE 100 KENNESAW GA 30144
PHONE: (770) 421-3400 / FAX: (770) 421-3486

SAMPLING EVENT: __1ST QUARTER __2ND QUARTER __3RD QUARTER __4TH QUARTER
MONITORING WELL TYPE: __Standard __ Compliance __Background __Extraction
WELL ID: MW-607-0717
WELL MATERIAL: PVC
SAMPLE METHOD: PERISTALTIC

DUP./REP. OF:_____

Top of Screened interval (btoc):_____
Screen length:_____
Tubing/Pump Intake Depth 25.0'
Arrived at:_____
Initial PID _____
Bailing PID = _____

Product In Well: Yes / No: _____(ft)

WELL DIAMETER: 2"
DEPTH TO WATER: 6.21 GRAB (x) COMPOSITE ( )
TOTAL DEPTH: 28.66
WATER COLUMN HEIGHT: 22.45 x .17 = 3.81 x 3 = 11.44
PURGE VOLUME: 11.44
[0.04 x water column height (ft) x 3 (well volumes) for 1" wells]
[0.163 x water column height (ft) x 3 (well volumes) for 2" wells]
[0.653 x water column height (ft) x 3 (well volumes) for 4" wells]
[1.47 x water column height (ft) x 3 (well volumes) for 6" wells]

TIME	VOL. PURGED (gal)	Diss. Oxygen (+/- 10%)	ORP (+/- 10 mV)	pH (+/- 0.1 pH units)	SPEC. COND. (ms/cm) [+/- 3%]	TEMP (°C)	TURB. (NTU) [<10 NTU]	Pump Rate ml/min. (& pump setting)	New Water Level
Initial: 850	0.25	0.44	-79.6	5.91	1.592	23.97	11.4	200 ( )	7.76
900	1.25	0.23	-71.3	5.97	1.579	23.06	8.25	400	9.34
920	3.25	0.11	-69.8	6.08	1.573	22.97	12.6	400	11.41
940	5.25	0.03	-60.3	6.14	1.562	22.76	13.8	400	12.14
1000	7.25	0.02	-65.7	6.16	1.568	22.95	14.3	400	12.47
1005	Collect		Sample						

NOTES:

SAMPLE DATE: 7-28-17
SAMPLE TIME: 1005

CONTAINER SIZE/TYPE	NO.	PRESERVATIVE	ANALYTICAL METHOD	ANALYSIS
250 ml poly	1	HNO3	6020/ 7470A	Total Metals & Hg
40 ml vial	2	HCL	8260	VOC list
1 L Amber	2	None	8270C SIM	PAHs
500 ml poly	1	NaOH	9014	CN

GENERAL INFORMATION			
WEATHER:	HOT - HUMID - CLOUDY		
SHIPPED VIA:	Delivered/Shipped to AES laboratory		
SHIPPED TO:	AES Laboratories, 3785 Presidential Parkway, Atlanta, GA 30340		
SAMPLER:	EVER GUILLEN	OBSERVER:	

APPENDIX B

LABORATORY ANALYTICAL REPORTS

ANALYTICAL ENVIRONMENTAL SERVICES, INC.

AES

August 03, 2017

John Quinn
AMEC Foster Wheeler

1075 Big Shanty Rd NW
Kennesaw GA 30144

RE: AGL Augusta

Dear John Quinn: Order No: 1707M52

Analytical Environmental Services, Inc. received 12 samples on 7/27/2017 10:20:00 AM for the analyses presented in following report.

No problems were encountered during the analyses. Additionally, all results for the associated Quality Control samples were within EPA and/or AES established limits. Any discrepancies associated with the analyses contained herein will be noted and submitted in the form of a project Case Narrative.
AES's accreditations are as follows:
-NELAC/Florida State Laboratory ID E87582 for analysis of Non-Potable Water, Solid & Chemical Materials, and Drinking Water Microbiology, effective 07/01/17-06/30/18.
State of Georgia, Department of Natural Resources ID #800 for analysis of Drinking Water Metals, effective 07/01/17-06/30/18 and Total Coliforms and E. coli, effective 04/25/17-04/24/20.
-NELAC/Louisiana Agency Interest No. 100818 for or analysis of Non-Potable Water and Solid & Chemical Materials, effective 07/01/17-06/30/18.
-AIHA-LAP, LLC Laboratory ID: 100671 for Industrial Hygiene samples (Organics, Metals, PCM Asbestos, Gravimetric), Environmental Lead (Paint, Soil, Dust Wipes, Air), and Environmental Microbiology (Fungal) Direct Examination, effective until 09/01/17.

These results relate only to the items tested. This report may only be reproduced in full.

If you have any questions regarding these test results, please feel free to call.

Sincerely,

Ioana Pacurar

Ioana Pacurar

Project Manager

3080 Presidential Drive • Atlanta, Georgia 30340 • Tel: 770.457.8177 • Fax: 770.457.8188 • Toll Free: 800.972.4889
www.aesatlanta.com

ANALYTICAL ENVIRONMENTAL SERVICES, INC.
3080 Presidential Drive Atlanta, GA 30340-3704
Phone: (770) 457-8177 / Toll-Free: (800) 972-4889 / Fax: (770) 457-8188

AES

CHAIN OF CUSTODY

Work Order: 1707M52

Date: 7/26/17 Page 1 of 1

COMPANY: Amec Foster Wheeler

ADDRESS: 1075 Big Shanty Rd, Ste 100 Kennesaw, GA 30144

PHONE: 770-421-3400

EMAIL:

SAMPLED BY: D Howard, J Moore, E Guillen, M Andrews

SIGNATURE: Daniel Howard

Visit our website www.aesatlanta.com for downloadable COCs and to log in to your AESAccess account.

ANALYSIS REQUESTED: VOC list 8260; PAHs 8270C SIM; Metals + Hg 6020/7470A; CN 9014

PRESERVATION (see codes): H+I; I; N; Na OH

#	SAMPLE ID	SAMPLED DATE	SAMPLED TIME	GRAB	COMPOSITE	MATRIX (see codes)	VOC list 8260	PAHs 8270C SIM	Metals + Hg 6020/7470A	CN 9014	REMARKS	Number of Containers
1	TB-02-0717	7/26/17	0830	X		W	2					2
2	MW-214-0717		0942	X		GW	2	2	1	1		6
3	MW-22-0717		1044	X		GW	2	2	1	1		6
4	MW-205-0717		1232	X		GW	2	2	1	1		6
5	MW-512BR-0717		1041	X		GW	2	2	1	1		6
6	MW-600-0717		1236	X		GW	2	2	1	1		6
7	DUP-3-0717		1200	X		GW	2	2	1	1		6
8	MW-511BR-0717		1451	X		GW	2	2	1	1		6
9	MW-402D-0717		1015	X		GW	2	2	1	1		6
10	MW-402S-0717		1140	X		GW	2	2	1	1		6
11	MW-310BR-0717		1350	X		GW	2	2	1	1		6
12	MW-19-0717		1610	X		GW	2	2	1	1		6
13	Temp Blank											
14												

RELINQUISHED BY: DATE/TIME:
1. Daniel L Howard 7/26/17/1800
2.
3.

RECEIVED BY: DATE/TIME:
1. [illegible] 7/27/17 1030
2.
3.

PROJECT INFORMATION
PROJECT NAME: AGL Augusta
PROJECT #: 6122150235
SITE ADDRESS: 8th St + Walton Way Augusta, GA
SEND REPORT TO: John Quinn / David Price
INVOICE TO: (IF DIFFERENT FROM ABOVE) AmecFW Kennesaw
QUOTE #: PO#:

RECEIPT
Total # of Containers

Turnaround Time (TAT) Request
- [x] Standard 5 Business Days
- [ ] 2 Business Day Rush
- [ ] Next Business Day Rush
- [ ] Same-Day Rush (auth req.)
- [ ] Other

STATE PROGRAM (if any):
E-mail? [x] Fax? [ ]
DATA PACKAGE: I ○ II ● III ○ IV ○

SPECIAL INSTRUCTIONS/COMMENTS:
* See Attachment for analyses requirements
All VOCs are in cooler with trip blank

SHIPMENT METHOD
OUT: / / VIA:
IN: / / VIA:
client FedEx UPS US mail courier Greyhound
other:

Submission of samples to the laboratory constitutes acceptance of AES's Terms & Conditions. Samples received after 3PM or on Saturday are considered as received the following business day. If no TAT is marked on COC, AES will proceed with standard TAT. Samples are disposed of 30 days after completion of report unless other arangements are made.

Matrix Codes: A = Air GW = Groundwater SE = Sediment SO = Soil SW = Surface Water WW = Waste Water W = Water (Blanks) DW = Drinking Water (Blanks) O = Other (specify)

Preservative Codes: H+I = Hydrochloric acid + ice I = Ice only N = Nitric acid S+I = Sulfuric acid + ice S/M+I = Sodium Bisulfate/Methanol + ice O = Other (specify) NA = None

White Copy - Original; Yellow Copy - Client

Table 2-3
Site-Specific Constituents of Interest
Atlanta Gas Light Company
Former Manufactured Gas Plant Site
Augusta, Georgia

Volatile Organic Compounds (VOCs), (SW-846 Method 8260B)		
Acetone - 50 ug/L	Ethylbenzene - 5 ug/L	Trichloroethylene - 5 ug/L
Benzene - 5 ug/L	Methylene Chloride - 5 ug/L	Xylenes (total) - 5 ug/L
Carbon Disulfide - 5 ug/L	Toluene - 5 ug/L	
Polynuclear Aromatic Hydrocarbons (SIM SW-846 Method 8270D)		
Acenaphthene - 0.5 ug/L	Benzo(g,h,i)perylene - 0.1 ug/L	Indeno(1,2,3-cd)pyrene- 0.05 ug/L
Acenaphthylene - 1 ug/L	Benzo(k)fluoranthene - 0.05 ug/L	Naphthalene- 0.5 ug/L
Anthracene - 0.05 ug/L	Chrysene - 0.05 ug/L	Phenanthrene- 0.05 ug/L
Benzo(a)anthracene - 0.05 ug/L	Dibenzo(a,h)anthracene - 0.1 ug/L	Pyrene- 0.05 ug/L
Benzo(a)pyrene - 0.05 ug/L	Fluoranthene- 0.1 ug/L	
Benzo(b)fluoranthene - 0.1 ug/L	Fluorene- 0.1 ug/L	
Inorganics (SW-846 Methods 6010C, 7470A, 6020, and 9010/9012)		
Antimony -0 .006 mg/L	Copper - 0.01 mg/L	Vanadium - 0.01 mg/L
Arsenic - 0.05 mg/L	Lead - 0.01 mg/L	Zinc - 0.02 mg/L
Barium - 0.004 mg/L	Mercury-0.0002 mg/L	
Beryllium - 0.004 mg/L	Nickel - 0.02 mg/L	Cyanide - 0.01 mg/L
Cadmium - 0.005 mg/L	Selenium - 0.02 mg/L	
Chromium - 0.01 mg/L	Thallium - 0.002 mg/L	

DLH 7/19/16

Client: AMEC Foster Wheeler
Project: AGL Augusta
Lab ID: 1707M52

Case Narrative

Sample Receiving Non-conformance:

Sample MW-19-0717 was received with one of two broken 1L amber bottles. The laboratory proceeded with Polynuclear Aromatic Hydrocarbons by Method SW8270D SIM analysis on the remaining amber bottle.

Volatiles Organic Compounds Analysis by Method 8260B:

Due to sample matrix, samples 1707M52-006A, & -007A required dilution during preparation and/or analysis resulting in elevated reporting limits.

Analytical Environmental Services, Inc

Date: 3-Aug-17

Client:	AMEC Foster Wheeler	**Client Sample ID:**	TB-02-0717
Project Name:	AGL Augusta	**Collection Date:**	7/26/2017 8:30:00 AM
Lab ID:	1707M52-001	**Matrix:**	Aqueous

Analyses	Result	Reporting Limit	Qual	Units	BatchID	Dilution Factor	Date Analyzed	Analyst
Volatile Organic Compounds by GC/MS SW8260B				**(SW5030B)**				
Acetone	BRL	50		ug/L	246209	1	07/31/2017 16:43	NP
Benzene	BRL	5.0		ug/L	246209	1	07/31/2017 16:43	NP
Carbon disulfide	BRL	5.0		ug/L	246209	1	07/31/2017 16:43	NP
Ethylbenzene	BRL	5.0		ug/L	246209	1	07/31/2017 16:43	NP
Methylene chloride	BRL	5.0		ug/L	246209	1	07/31/2017 16:43	NP
Trichloroethene	BRL	5.0		ug/L	246209	1	07/31/2017 16:43	NP
Toluene	BRL	5.0		ug/L	246209	1	07/31/2017 16:43	NP
Xylenes, Total	BRL	5.0		ug/L	246209	1	07/31/2017 16:43	NP
Surr: 4-Bromofluorobenzene	86.7	66.1-129		%REC	246209	1	07/31/2017 16:43	NP
Surr: Dibromofluoromethane	107	83.6-123		%REC	246209	1	07/31/2017 16:43	NP
Surr: Toluene-d8	95.2	81.8-118		%REC	246209	1	07/31/2017 16:43	NP

Qualifiers:

*	Value exceeds maximum contaminant level	E	Estimated (value above quantitation range)
BRL	Below reporting limit	S	Spike Recovery outside limits due to matrix
H	Holding times for preparation or analysis exceeded	Narr	See case narrative
N	Analyte not NELAC certified	NC	Not confirmed
B	Analyte detected in the associated method blank	<	Less than Result value
>	Greater than Result value	J	Estimated value detected below Reporting Limit

Analytical Environmental Services, Inc

Date: 3-Aug-17

Client:	AMEC Foster Wheeler	**Client Sample ID:**	MW-214-0717
Project Name:	AGL Augusta	**Collection Date:**	7/26/2017 9:42:00 AM
Lab ID:	1707M52-002	**Matrix:**	Groundwater

Analyses	Result	Reporting Limit	Qual	Units	BatchID	Dilution Factor	Date Analyzed	Analyst
Volatile Organic Compounds by GC/MS SW8260B				**(SW5030B)**				
Acetone	BRL	50		ug/L	246209	1	07/31/2017 18:41	NP
Benzene	BRL	5.0		ug/L	246209	1	07/31/2017 18:41	NP
Carbon disulfide	BRL	5.0		ug/L	246209	1	07/31/2017 18:41	NP
Ethylbenzene	BRL	5.0		ug/L	246209	1	07/31/2017 18:41	NP
Methylene chloride	BRL	5.0		ug/L	246209	1	07/31/2017 18:41	NP
Trichloroethene	BRL	5.0		ug/L	246209	1	07/31/2017 18:41	NP
Toluene	BRL	5.0		ug/L	246209	1	07/31/2017 18:41	NP
Xylenes, Total	BRL	5.0		ug/L	246209	1	07/31/2017 18:41	NP
Surr: 4-Bromofluorobenzene	86.1	66.1-129		%REC	246209	1	07/31/2017 18:41	NP
Surr: Dibromofluoromethane	107	83.6-123		%REC	246209	1	07/31/2017 18:41	NP
Surr: Toluene-d8	97.2	81.8-118		%REC	246209	1	07/31/2017 18:41	NP
Total Metals by ICP/MS SW6020B				**(SW3005A)**				
Antimony	BRL	0.00600		mg/L	246116	1	08/01/2017 01:38	JR
Arsenic	BRL	0.0500		mg/L	246116	1	08/01/2017 01:38	JR
Barium	0.0938	0.00400		mg/L	246116	1	08/01/2017 01:38	JR
Beryllium	BRL	0.00400		mg/L	246116	1	08/01/2017 01:38	JR
Cadmium	0.00641	0.00500		mg/L	246116	1	08/01/2017 01:38	JR
Chromium	BRL	0.0100		mg/L	246116	1	08/01/2017 01:38	JR
Copper	BRL	0.0100		mg/L	246116	1	08/01/2017 01:38	JR
Lead	BRL	0.0100		mg/L	246116	1	08/01/2017 01:38	JR
Nickel	BRL	0.0200		mg/L	246116	1	08/01/2017 01:38	JR
Selenium	BRL	0.0200		mg/L	246116	1	08/01/2017 01:38	JR
Thallium	BRL	0.00200		mg/L	246116	1	08/01/2017 01:38	JR
Vanadium	BRL	0.0100		mg/L	246116	1	08/01/2017 01:38	JR
Zinc	0.0448	0.0200		mg/L	246116	1	08/01/2017 01:38	JR
SIM Polynuclear Aromatic Hydrocarbons SW8270D				**(SW3510C)**				
Naphthalene	BRL	0.50		ug/L	246108	1	07/28/2017 17:29	YH
Acenaphthylene	BRL	1.0		ug/L	246108	1	07/28/2017 17:29	YH
Acenaphthene	BRL	0.50		ug/L	246108	1	07/28/2017 17:29	YH
Fluorene	BRL	0.10		ug/L	246108	1	07/28/2017 17:29	YH
Phenanthrene	0.073	0.050		ug/L	246108	1	07/28/2017 17:29	YH
Anthracene	BRL	0.050		ug/L	246108	1	07/28/2017 17:29	YH
Fluoranthene	BRL	0.10		ug/L	246108	1	07/28/2017 17:29	YH
Pyrene	BRL	0.050		ug/L	246108	1	07/28/2017 17:29	YH
Benz(a)anthracene	BRL	0.050		ug/L	246108	1	07/28/2017 17:29	YH
Chrysene	BRL	0.050		ug/L	246108	1	07/28/2017 17:29	YH
Benzo(b)fluoranthene	BRL	0.10		ug/L	246108	1	07/28/2017 17:29	YH
Benzo(k)fluoranthene	BRL	0.050		ug/L	246108	1	07/28/2017 17:29	YH
Benzo(a)pyrene	BRL	0.050		ug/L	246108	1	07/28/2017 17:29	YH

Qualifiers:

*	Value exceeds maximum contaminant level	E	Estimated (value above quantitation range)
BRL	Below reporting limit	S	Spike Recovery outside limits due to matrix
H	Holding times for preparation or analysis exceeded	Narr	See case narrative
N	Analyte not NELAC certified	NC	Not confirmed
B	Analyte detected in the associated method blank	<	Less than Result value
>	Greater than Result value	J	Estimated value detected below Reporting Limit

Analytical Environmental Services, Inc

Date: 3-Aug-17

Client:	AMEC Foster Wheeler	**Client Sample ID:**	MW-214-0717
Project Name:	AGL Augusta	**Collection Date:**	7/26/2017 9:42:00 AM
Lab ID:	1707M52-002	**Matrix:**	Groundwater

Analyses	Result	Reporting Limit	Qual	Units	BatchID	Dilution Factor	Date Analyzed	Analyst
SIM Polynuclear Aromatic Hydrocarbons SW8270D				**(SW3510C)**				
Indeno(1,2,3-cd)pyrene	BRL	0.050		ug/L	246108	1	07/28/2017 17:29	YH
Dibenz(a,h)anthracene	BRL	0.10		ug/L	246108	1	07/28/2017 17:29	YH
Benzo(g,h,i)perylene	BRL	0.10		ug/L	246108	1	07/28/2017 17:29	YH
Surr: 4-Terphenyl-d14	86.2	58.5-125		%REC	246108	1	07/28/2017 17:29	YH
Mercury, Total SW7470A				**(SW7470A)**				
Mercury	BRL	0.00020		mg/L	246131	1	08/01/2017 01:35	AS
Cyanide SW9014				**(SW9010C)**				
Cyanide, Total	BRL	0.010		mg/L	246328	1	08/02/2017 11:00	AK

Qualifiers:

*	Value exceeds maximum contaminant level	E	Estimated (value above quantitation range)
BRL	Below reporting limit	S	Spike Recovery outside limits due to matrix
H	Holding times for preparation or analysis exceeded	Narr	See case narrative
N	Analyte not NELAC certified	NC	Not confirmed
B	Analyte detected in the associated method blank	<	Less than Result value
>	Greater than Result value	J	Estimated value detected below Reporting Limit

Analytical Environmental Services, Inc

Date: 3-Aug-17

Client:	AMEC Foster Wheeler	**Client Sample ID:**	MW-22-0717
Project Name:	AGL Augusta	**Collection Date:**	7/26/2017 10:44:00 AM
Lab ID:	1707M52-003	**Matrix:**	Groundwater

Analyses	Result	Reporting Limit	Qual	Units	BatchID	Dilution Factor	Date Analyzed	Analyst
Volatile Organic Compounds by GC/MS SW8260B				**(SW5030B)**				
Acetone	BRL	50		ug/L	246209	1	07/31/2017 19:05	NP
Benzene	BRL	5.0		ug/L	246209	1	07/31/2017 19:05	NP
Carbon disulfide	BRL	5.0		ug/L	246209	1	07/31/2017 19:05	NP
Ethylbenzene	BRL	5.0		ug/L	246209	1	07/31/2017 19:05	NP
Methylene chloride	BRL	5.0		ug/L	246209	1	07/31/2017 19:05	NP
Trichloroethene	BRL	5.0		ug/L	246209	1	07/31/2017 19:05	NP
Toluene	BRL	5.0		ug/L	246209	1	07/31/2017 19:05	NP
Xylenes, Total	BRL	5.0		ug/L	246209	1	07/31/2017 19:05	NP
Surr: 4-Bromofluorobenzene	82.3	66.1-129		%REC	246209	1	07/31/2017 19:05	NP
Surr: Dibromofluoromethane	107	83.6-123		%REC	246209	1	07/31/2017 19:05	NP
Surr: Toluene-d8	97.5	81.8-118		%REC	246209	1	07/31/2017 19:05	NP
Total Metals by ICP/MS SW6020B				**(SW3005A)**				
Antimony	BRL	0.00600		mg/L	246116	1	08/01/2017 01:44	JR
Arsenic	BRL	0.0500		mg/L	246116	1	08/01/2017 01:44	JR
Barium	0.0337	0.00400		mg/L	246116	1	08/01/2017 01:44	JR
Beryllium	BRL	0.00400		mg/L	246116	1	08/01/2017 01:44	JR
Cadmium	BRL	0.00500		mg/L	246116	1	08/01/2017 01:44	JR
Chromium	BRL	0.0100		mg/L	246116	1	08/01/2017 01:44	JR
Copper	BRL	0.0100		mg/L	246116	1	08/01/2017 01:44	JR
Lead	BRL	0.0100		mg/L	246116	1	08/01/2017 01:44	JR
Nickel	BRL	0.0200		mg/L	246116	1	08/01/2017 01:44	JR
Selenium	BRL	0.0200		mg/L	246116	1	08/01/2017 01:44	JR
Thallium	BRL	0.00200		mg/L	246116	1	08/01/2017 01:44	JR
Vanadium	BRL	0.0100		mg/L	246116	1	08/01/2017 01:44	JR
Zinc	BRL	0.0200		mg/L	246116	1	08/01/2017 01:44	JR
SIM Polynuclear Aromatic Hydrocarbons SW8270D				**(SW3510C)**				
Naphthalene	BRL	0.50		ug/L	246108	1	07/28/2017 18:46	YH
Acenaphthylene	BRL	1.0		ug/L	246108	1	07/28/2017 18:46	YH
Acenaphthene	BRL	0.50		ug/L	246108	1	07/28/2017 18:46	YH
Fluorene	BRL	0.10		ug/L	246108	1	07/28/2017 18:46	YH
Phenanthrene	BRL	0.050		ug/L	246108	1	07/28/2017 18:46	YH
Anthracene	BRL	0.050		ug/L	246108	1	07/28/2017 18:46	YH
Fluoranthene	BRL	0.10		ug/L	246108	1	07/28/2017 18:46	YH
Pyrene	BRL	0.050		ug/L	246108	1	07/28/2017 18:46	YH
Benz(a)anthracene	BRL	0.050		ug/L	246108	1	07/28/2017 18:46	YH
Chrysene	BRL	0.050		ug/L	246108	1	07/28/2017 18:46	YH
Benzo(b)fluoranthene	BRL	0.10		ug/L	246108	1	07/28/2017 18:46	YH
Benzo(k)fluoranthene	BRL	0.050		ug/L	246108	1	07/28/2017 18:46	YH
Benzo(a)pyrene	BRL	0.050		ug/L	246108	1	07/28/2017 18:46	YH

Qualifiers:

*	Value exceeds maximum contaminant level	E	Estimated (value above quantitation range)
BRL	Below reporting limit	S	Spike Recovery outside limits due to matrix
H	Holding times for preparation or analysis exceeded	Narr	See case narrative
N	Analyte not NELAC certified	NC	Not confirmed
B	Analyte detected in the associated method blank	<	Less than Result value
>	Greater than Result value	J	Estimated value detected below Reporting Limit

Analytical Environmental Services, Inc **Date:** 3-Aug-17

Client:	AMEC Foster Wheeler	**Client Sample ID:**	MW-22-0717
Project Name:	AGL Augusta	**Collection Date:**	7/26/2017 10:44:00 AM
Lab ID:	1707M52-003	**Matrix:**	Groundwater

Analyses	Result	Reporting Limit	Qual	Units	BatchID	Dilution Factor	Date Analyzed	Analyst
SIM Polynuclear Aromatic Hydrocarbons SW8270D				**(SW3510C)**				
Indeno(1,2,3-cd)pyrene	BRL	0.050		ug/L	246108	1	07/28/2017 18:46	YH
Dibenz(a,h)anthracene	BRL	0.10		ug/L	246108	1	07/28/2017 18:46	YH
Benzo(g,h,i)perylene	BRL	0.10		ug/L	246108	1	07/28/2017 18:46	YH
Surr: 4-Terphenyl-d14	80.6	58.5-125		%REC	246108	1	07/28/2017 18:46	YH
Mercury, Total SW7470A				**(SW7470A)**				
Mercury	BRL	0.00020		mg/L	246131	1	08/01/2017 01:39	AS
Cyanide SW9014				**(SW9010C)**				
Cyanide, Total	BRL	0.010		mg/L	246328	1	08/02/2017 11:00	AK

Qualifiers:

*	Value exceeds maximum contaminant level	E	Estimated (value above quantitation range)
BRL	Below reporting limit	S	Spike Recovery outside limits due to matrix
H	Holding times for preparation or analysis exceeded	Narr	See case narrative
N	Analyte not NELAC certified	NC	Not confirmed
B	Analyte detected in the associated method blank	<	Less than Result value
>	Greater than Result value	J	Estimated value detected below Reporting Limit

Analytical Environmental Services, Inc

Date: 3-Aug-17

Client:	AMEC Foster Wheeler	**Client Sample ID:**	MW-205-0717
Project Name:	AGL Augusta	**Collection Date:**	7/26/2017 12:32:00 PM
Lab ID:	1707M52-004	**Matrix:**	Groundwater

Analyses	Result	Reporting Limit	Qual	Units	BatchID	Dilution Factor	Date Analyzed	Analyst
Volatile Organic Compounds by GC/MS SW8260B				**(SW5030B)**				
Acetone	BRL	50		ug/L	246209	1	07/31/2017 19:52	NP
Benzene	390	50		ug/L	246209	10	07/31/2017 20:16	NP
Carbon disulfide	BRL	5.0		ug/L	246209	1	07/31/2017 19:52	NP
Ethylbenzene	130	5.0		ug/L	246209	1	07/31/2017 19:52	NP
Methylene chloride	BRL	5.0		ug/L	246209	1	07/31/2017 19:52	NP
Trichloroethene	BRL	5.0		ug/L	246209	1	07/31/2017 19:52	NP
Toluene	35	5.0		ug/L	246209	1	07/31/2017 19:52	NP
Xylenes, Total	93	5.0		ug/L	246209	1	07/31/2017 19:52	NP
Surr: 4-Bromofluorobenzene	91	66.1-129		%REC	246209	10	07/31/2017 20:16	NP
Surr: 4-Bromofluorobenzene	102	66.1-129		%REC	246209	1	07/31/2017 19:52	NP
Surr: Dibromofluoromethane	104	83.6-123		%REC	246209	1	07/31/2017 19:52	NP
Surr: Dibromofluoromethane	105	83.6-123		%REC	246209	10	07/31/2017 20:16	NP
Surr: Toluene-d8	94.7	81.8-118		%REC	246209	10	07/31/2017 20:16	NP
Surr: Toluene-d8	96.1	81.8-118		%REC	246209	1	07/31/2017 19:52	NP
Total Metals by ICP/MS SW6020B				**(SW3005A)**				
Antimony	BRL	0.00600		mg/L	246116	1	08/01/2017 02:15	JR
Arsenic	BRL	0.0500		mg/L	246116	1	08/01/2017 02:15	JR
Barium	0.0128	0.00400		mg/L	246116	1	08/01/2017 02:15	JR
Beryllium	BRL	0.00400		mg/L	246116	1	08/01/2017 02:15	JR
Cadmium	BRL	0.00500		mg/L	246116	1	08/01/2017 02:15	JR
Chromium	BRL	0.0100		mg/L	246116	1	08/01/2017 02:15	JR
Copper	BRL	0.0100		mg/L	246116	1	08/01/2017 02:15	JR
Lead	BRL	0.0100		mg/L	246116	1	08/01/2017 02:15	JR
Nickel	BRL	0.0200		mg/L	246116	1	08/01/2017 02:15	JR
Selenium	BRL	0.0200		mg/L	246116	1	08/01/2017 02:15	JR
Thallium	BRL	0.00200		mg/L	246116	1	08/01/2017 02:15	JR
Vanadium	BRL	0.0100		mg/L	246116	1	08/01/2017 02:15	JR
Zinc	BRL	0.0200		mg/L	246116	1	08/01/2017 02:15	JR
SIM Polynuclear Aromatic Hydrocarbons SW8270D				**(SW3510C)**				
Naphthalene	400	50		ug/L	246108	100	07/31/2017 22:11	YH
Acenaphthylene	7.5	1.0		ug/L	246108	1	07/28/2017 19:12	YH
Acenaphthene	BRL	50		ug/L	246108	100	07/31/2017 22:11	YH
Fluorene	14	10		ug/L	246108	100	07/31/2017 22:11	YH
Phenanthrene	26	5.0		ug/L	246108	100	07/31/2017 22:11	YH
Anthracene	3.0	0.050		ug/L	246108	1	07/28/2017 19:12	YH
Fluoranthene	4.4	0.10		ug/L	246108	1	07/28/2017 19:12	YH
Pyrene	5.5	0.050		ug/L	246108	1	07/28/2017 19:12	YH
Benz(a)anthracene	0.88	0.050		ug/L	246108	1	07/28/2017 19:12	YH
Chrysene	0.59	0.050		ug/L	246108	1	07/28/2017 19:12	YH

Qualifiers:

*	Value exceeds maximum contaminant level	E	Estimated (value above quantitation range)
BRL	Below reporting limit	S	Spike Recovery outside limits due to matrix
H	Holding times for preparation or analysis exceeded	Narr	See case narrative
N	Analyte not NELAC certified	NC	Not confirmed
B	Analyte detected in the associated method blank	<	Less than Result value
>	Greater than Result value	J	Estimated value detected below Reporting Limit

Analytical Environmental Services, Inc **Date:** 3-Aug-17

Client:	AMEC Foster Wheeler	**Client Sample ID:**	MW-205-0717
Project Name:	AGL Augusta	**Collection Date:**	7/26/2017 12:32:00 PM
Lab ID:	1707M52-004	**Matrix:**	Groundwater

Analyses	Result	Reporting Limit	Qual	Units	BatchID	Dilution Factor	Date Analyzed	Analyst
SIM Polynuclear Aromatic Hydrocarbons SW8270D					**(SW3510C)**			
Benzo(b)fluoranthene	0.32	0.10		ug/L	246108	1	07/28/2017 19:12	YH
Benzo(k)fluoranthene	0.11	0.050		ug/L	246108	1	07/28/2017 19:12	YH
Benzo(a)pyrene	0.28	0.050		ug/L	246108	1	07/28/2017 19:12	YH
Indeno(1,2,3-cd)pyrene	0.11	0.050		ug/L	246108	1	07/28/2017 19:12	YH
Dibenz(a,h)anthracene	BRL	0.10		ug/L	246108	1	07/28/2017 19:12	YH
Benzo(g,h,i)perylene	0.14	0.10		ug/L	246108	1	07/28/2017 19:12	YH
Surr: 4-Terphenyl-d14	85.2	58.5-125		%REC	246108	1	07/28/2017 19:12	YH
Mercury, Total SW7470A					**(SW7470A)**			
Mercury	BRL	0.00020		mg/L	246131	1	08/01/2017 01:51	AS
Cyanide SW9014					**(SW9010C)**			
Cyanide, Total	BRL	0.010		mg/L	246328	1	08/02/2017 11:00	AK

Qualifiers:

*	Value exceeds maximum contaminant level	E	Estimated (value above quantitation range)
BRL	Below reporting limit	S	Spike Recovery outside limits due to matrix
H	Holding times for preparation or analysis exceeded	Narr	See case narrative
N	Analyte not NELAC certified	NC	Not confirmed
B	Analyte detected in the associated method blank	<	Less than Result value
>	Greater than Result value	J	Estimated value detected below Reporting Limit

Analytical Environmental Services, Inc

Date: 3-Aug-17

Client:	AMEC Foster Wheeler	**Client Sample ID:**	MW-512BR-0717
Project Name:	AGL Augusta	**Collection Date:**	7/26/2017 10:41:00 AM
Lab ID:	1707M52-005	**Matrix:**	Groundwater

Analyses	Result	Reporting Limit	Qual	Units	BatchID	Dilution Factor	Date Analyzed	Analyst
Volatile Organic Compounds by GC/MS SW8260B				**(SW5030B)**				
Acetone	BRL	50		ug/L	246209	1	07/31/2017 19:28	NP
Benzene	BRL	5.0		ug/L	246209	1	07/31/2017 19:28	NP
Carbon disulfide	BRL	5.0		ug/L	246209	1	07/31/2017 19:28	NP
Ethylbenzene	BRL	5.0		ug/L	246209	1	07/31/2017 19:28	NP
Methylene chloride	BRL	5.0		ug/L	246209	1	07/31/2017 19:28	NP
Trichloroethene	BRL	5.0		ug/L	246209	1	07/31/2017 19:28	NP
Toluene	BRL	5.0		ug/L	246209	1	07/31/2017 19:28	NP
Xylenes, Total	BRL	5.0		ug/L	246209	1	07/31/2017 19:28	NP
Surr: 4-Bromofluorobenzene	86.4	66.1-129		%REC	246209	1	07/31/2017 19:28	NP
Surr: Dibromofluoromethane	111	83.6-123		%REC	246209	1	07/31/2017 19:28	NP
Surr: Toluene-d8	98.2	81.8-118		%REC	246209	1	07/31/2017 19:28	NP
Total Metals by ICP/MS SW6020B				**(SW3005A)**				
Antimony	BRL	0.00600		mg/L	246116	1	08/01/2017 02:21	JR
Arsenic	BRL	0.0500		mg/L	246116	1	08/01/2017 02:21	JR
Barium	0.332	0.00400		mg/L	246116	1	08/01/2017 02:21	JR
Beryllium	BRL	0.00400		mg/L	246116	1	08/01/2017 02:21	JR
Cadmium	BRL	0.00500		mg/L	246116	1	08/01/2017 02:21	JR
Chromium	BRL	0.0100		mg/L	246116	1	08/01/2017 02:21	JR
Copper	BRL	0.0100		mg/L	246116	1	08/01/2017 02:21	JR
Lead	BRL	0.0100		mg/L	246116	1	08/01/2017 02:21	JR
Nickel	BRL	0.0200		mg/L	246116	1	08/01/2017 02:21	JR
Selenium	BRL	0.0200		mg/L	246116	1	08/01/2017 02:21	JR
Thallium	BRL	0.00200		mg/L	246116	1	08/01/2017 02:21	JR
Vanadium	BRL	0.0100		mg/L	246116	1	08/01/2017 02:21	JR
Zinc	BRL	0.0200		mg/L	246116	1	08/01/2017 02:21	JR
SIM Polynuclear Aromatic Hydrocarbons SW8270D				**(SW3510C)**				
Naphthalene	BRL	0.50		ug/L	246108	1	07/28/2017 19:38	YH
Acenaphthylene	BRL	1.0		ug/L	246108	1	07/28/2017 19:38	YH
Acenaphthene	2.2	0.50		ug/L	246108	1	07/28/2017 19:38	YH
Fluorene	0.24	0.10		ug/L	246108	1	07/28/2017 19:38	YH
Phenanthrene	BRL	0.050		ug/L	246108	1	07/28/2017 19:38	YH
Anthracene	0.072	0.050		ug/L	246108	1	07/28/2017 19:38	YH
Fluoranthene	BRL	0.10		ug/L	246108	1	07/28/2017 19:38	YH
Pyrene	0.061	0.050		ug/L	246108	1	07/28/2017 19:38	YH
Benz(a)anthracene	BRL	0.050		ug/L	246108	1	07/28/2017 19:38	YH
Chrysene	BRL	0.050		ug/L	246108	1	07/28/2017 19:38	YH
Benzo(b)fluoranthene	BRL	0.10		ug/L	246108	1	07/28/2017 19:38	YH
Benzo(k)fluoranthene	BRL	0.050		ug/L	246108	1	07/28/2017 19:38	YH
Benzo(a)pyrene	BRL	0.050		ug/L	246108	1	07/28/2017 19:38	YH

Qualifiers:

*	Value exceeds maximum contaminant level	E	Estimated (value above quantitation range)
BRL	Below reporting limit	S	Spike Recovery outside limits due to matrix
H	Holding times for preparation or analysis exceeded	Narr	See case narrative
N	Analyte not NELAC certified	NC	Not confirmed
B	Analyte detected in the associated method blank	<	Less than Result value
>	Greater than Result value	J	Estimated value detected below Reporting Limit

Analytical Environmental Services, Inc

Date: 3-Aug-17

Client:	AMEC Foster Wheeler	**Client Sample ID:**	MW-512BR-0717
Project Name:	AGL Augusta	**Collection Date:**	7/26/2017 10:41:00 AM
Lab ID:	1707M52-005	**Matrix:**	Groundwater

Analyses	Result	Reporting Limit	Qual	Units	BatchID	Dilution Factor	Date Analyzed	Analyst
SIM Polynuclear Aromatic Hydrocarbons SW8270D				**(SW3510C)**				
Indeno(1,2,3-cd)pyrene	BRL	0.050		ug/L	246108	1	07/28/2017 19:38	YH
Dibenz(a,h)anthracene	BRL	0.10		ug/L	246108	1	07/28/2017 19:38	YH
Benzo(g,h,i)perylene	BRL	0.10		ug/L	246108	1	07/28/2017 19:38	YH
Surr: 4-Terphenyl-d14	85.8	58.5-125		%REC	246108	1	07/28/2017 19:38	YH
Mercury, Total SW7470A				**(SW7470A)**				
Mercury	BRL	0.00020		mg/L	246131	1	08/01/2017 01:55	AS
Cyanide SW9014				**(SW9010C)**				
Cyanide, Total	BRL	0.010		mg/L	246328	1	08/02/2017 11:00	AK

Qualifiers:

*	Value exceeds maximum contaminant level	E	Estimated (value above quantitation range)
BRL	Below reporting limit	S	Spike Recovery outside limits due to matrix
H	Holding times for preparation or analysis exceeded	Narr	See case narrative
N	Analyte not NELAC certified	NC	Not confirmed
B	Analyte detected in the associated method blank	<	Less than Result value
>	Greater than Result value	J	Estimated value detected below Reporting Limit

Analytical Environmental Services, Inc

Date: 3-Aug-17

Client:	AMEC Foster Wheeler	**Client Sample ID:**	MW-600-0717
Project Name:	AGL Augusta	**Collection Date:**	7/26/2017 12:36:00 PM
Lab ID:	1707M52-006	**Matrix:**	Groundwater

Analyses	Result	Reporting Limit	Qual	Units	BatchID	Dilution Factor	Date Analyzed	Analyst
Volatile Organic Compounds by GC/MS SW8260B				**(SW5030B)**				
Acetone	BRL	25000		ug/L	246209	500	07/31/2017 17:07	NP
Benzene	20000	2500		ug/L	246209	500	07/31/2017 17:07	NP
Carbon disulfide	BRL	2500		ug/L	246209	500	07/31/2017 17:07	NP
Ethylbenzene	BRL	2500		ug/L	246209	500	07/31/2017 17:07	NP
Methylene chloride	BRL	2500		ug/L	246209	500	07/31/2017 17:07	NP
Trichloroethene	BRL	2500		ug/L	246209	500	07/31/2017 17:07	NP
Toluene	8400	2500		ug/L	246209	500	07/31/2017 17:07	NP
Xylenes, Total	BRL	2500		ug/L	246209	500	07/31/2017 17:07	NP
Surr: 4-Bromofluorobenzene	88.9	66.1-129		%REC	246209	500	07/31/2017 17:07	NP
Surr: Dibromofluoromethane	103	83.6-123		%REC	246209	500	07/31/2017 17:07	NP
Surr: Toluene-d8	94.1	81.8-118		%REC	246209	500	07/31/2017 17:07	NP
Total Metals by ICP/MS SW6020B				**(SW3005A)**				
Antimony	BRL	0.00600		mg/L	246116	1	08/01/2017 02:27	JR
Arsenic	BRL	0.0500		mg/L	246116	1	08/01/2017 02:27	JR
Barium	0.236	0.00400		mg/L	246116	1	08/01/2017 02:27	JR
Beryllium	BRL	0.00400		mg/L	246116	1	08/01/2017 02:27	JR
Cadmium	BRL	0.00500		mg/L	246116	1	08/01/2017 02:27	JR
Chromium	BRL	0.0100		mg/L	246116	1	08/01/2017 02:27	JR
Copper	0.0158	0.0100		mg/L	246116	1	08/01/2017 02:27	JR
Lead	BRL	0.0100		mg/L	246116	1	08/01/2017 02:27	JR
Nickel	BRL	0.0200		mg/L	246116	1	08/01/2017 02:27	JR
Selenium	BRL	0.0200		mg/L	246116	1	08/01/2017 02:27	JR
Thallium	BRL	0.00200		mg/L	246116	1	08/01/2017 02:27	JR
Vanadium	BRL	0.0100		mg/L	246116	1	08/01/2017 02:27	JR
Zinc	0.0951	0.0200		mg/L	246116	1	08/01/2017 02:27	JR
SIM Polynuclear Aromatic Hydrocarbons SW8270D				**(SW3510C)**				
Naphthalene	4500	500		ug/L	246108	1000	08/01/2017 14:21	YH
Acenaphthylene	90	5.0		ug/L	246108	100	07/31/2017 22:37	YH
Acenaphthene	12	5.0		ug/L	246108	100	07/31/2017 22:37	YH
Fluorene	14	10		ug/L	246108	100	07/31/2017 22:37	YH
Phenanthrene	13	5.0		ug/L	246108	100	07/31/2017 22:37	YH
Anthracene	3.5	0.050		ug/L	246108	1	07/28/2017 20:04	YH
Fluoranthene	1.8	0.10		ug/L	246108	1	07/28/2017 20:04	YH
Pyrene	2.3	0.050		ug/L	246108	1	07/28/2017 20:04	YH
Benz(a)anthracene	0.57	0.050		ug/L	246108	1	07/28/2017 20:04	YH
Chrysene	0.36	0.050		ug/L	246108	1	07/28/2017 20:04	YH
Benzo(b)fluoranthene	0.38	0.10		ug/L	246108	1	07/28/2017 20:04	YH
Benzo(k)fluoranthene	0.12	0.050		ug/L	246108	1	07/28/2017 20:04	YH
Benzo(a)pyrene	0.39	0.050		ug/L	246108	1	07/28/2017 20:04	YH

Qualifiers:

*	Value exceeds maximum contaminant level	E	Estimated (value above quantitation range)
BRL	Below reporting limit	S	Spike Recovery outside limits due to matrix
H	Holding times for preparation or analysis exceeded	Narr	See case narrative
N	Analyte not NELAC certified	NC	Not confirmed
B	Analyte detected in the associated method blank	<	Less than Result value
>	Greater than Result value	J	Estimated value detected below Reporting Limit

Analytical Environmental Services, Inc

Date: 3-Aug-17

Client:	AMEC Foster Wheeler	**Client Sample ID:**	MW-600-0717
Project Name:	AGL Augusta	**Collection Date:**	7/26/2017 12:36:00 PM
Lab ID:	1707M52-006	**Matrix:**	Groundwater

Analyses	Result	Reporting Limit	Qual	Units	BatchID	Dilution Factor	Date Analyzed	Analyst
SIM Polynuclear Aromatic Hydrocarbons SW8270D				**(SW3510C)**				
Indeno(1,2,3-cd)pyrene	0.13	0.050		ug/L	246108	1	07/28/2017 20:04	YH
Dibenz(a,h)anthracene	BRL	0.10		ug/L	246108	1	07/28/2017 20:04	YH
Benzo(g,h,i)perylene	0.17	0.10		ug/L	246108	1	07/28/2017 20:04	YH
Surr: 4-Terphenyl-d14	79.7	58.5-125		%REC	246108	1	07/28/2017 20:04	YH
Mercury, Total SW7470A				**(SW7470A)**				
Mercury	BRL	0.00020		mg/L	246131	1	08/01/2017 01:59	AS
Cyanide SW9014				**(SW9010C)**				
Cyanide, Total	BRL	0.010		mg/L	246328	1	08/02/2017 11:00	AK

Qualifiers:

*	Value exceeds maximum contaminant level	E	Estimated (value above quantitation range)
BRL	Below reporting limit	S	Spike Recovery outside limits due to matrix
H	Holding times for preparation or analysis exceeded	Narr	See case narrative
N	Analyte not NELAC certified	NC	Not confirmed
B	Analyte detected in the associated method blank	<	Less than Result value
>	Greater than Result value	J	Estimated value detected below Reporting Limit

Analytical Environmental Services, Inc

Date: 3-Aug-17

Client:	AMEC Foster Wheeler	**Client Sample ID:**	DUP-3-0717
Project Name:	AGL Augusta	**Collection Date:**	7/26/2017 12:00:00 PM
Lab ID:	1707M52-007	**Matrix:**	Groundwater

Analyses	Result	Reporting Limit	Qual	Units	BatchID	Dilution Factor	Date Analyzed	Analyst
Volatile Organic Compounds by GC/MS SW8260B				**(SW5030B)**				
Acetone	BRL	25000		ug/L	246209	500	07/31/2017 18:18	NP
Benzene	30000	2500		ug/L	246209	500	07/31/2017 18:18	NP
Carbon disulfide	BRL	2500		ug/L	246209	500	07/31/2017 18:18	NP
Ethylbenzene	BRL	2500		ug/L	246209	500	07/31/2017 18:18	NP
Methylene chloride	BRL	2500		ug/L	246209	500	07/31/2017 18:18	NP
Trichloroethene	BRL	2500		ug/L	246209	500	07/31/2017 18:18	NP
Toluene	14000	2500		ug/L	246209	500	07/31/2017 18:18	NP
Xylenes, Total	2500	2500		ug/L	246209	500	07/31/2017 18:18	NP
Surr: 4-Bromofluorobenzene	94.3	66.1-129		%REC	246209	500	07/31/2017 18:18	NP
Surr: Dibromofluoromethane	104	83.6-123		%REC	246209	500	07/31/2017 18:18	NP
Surr: Toluene-d8	94.9	81.8-118		%REC	246209	500	07/31/2017 18:18	NP
Total Metals by ICP/MS SW6020B				**(SW3005A)**				
Antimony	BRL	0.00600		mg/L	246116	1	08/01/2017 02:34	JR
Arsenic	BRL	0.0500		mg/L	246116	1	08/01/2017 02:34	JR
Barium	0.233	0.00400		mg/L	246116	1	08/01/2017 02:34	JR
Beryllium	BRL	0.00400		mg/L	246116	1	08/01/2017 02:34	JR
Cadmium	BRL	0.00500		mg/L	246116	1	08/01/2017 02:34	JR
Chromium	BRL	0.0100		mg/L	246116	1	08/01/2017 02:34	JR
Copper	0.0168	0.0100		mg/L	246116	1	08/01/2017 02:34	JR
Lead	BRL	0.0100		mg/L	246116	1	08/01/2017 02:34	JR
Nickel	BRL	0.0200		mg/L	246116	1	08/01/2017 02:34	JR
Selenium	BRL	0.0200		mg/L	246116	1	08/01/2017 02:34	JR
Thallium	BRL	0.00200		mg/L	246116	1	08/01/2017 02:34	JR
Vanadium	BRL	0.0100		mg/L	246116	1	08/01/2017 02:34	JR
Zinc	0.0966	0.0200		mg/L	246116	1	08/01/2017 02:34	JR
SIM Polynuclear Aromatic Hydrocarbons SW8270D				**(SW3510C)**				
Naphthalene	7200	500		ug/L	246108	1000	08/01/2017 14:47	YH
Acenaphthylene	110	100		ug/L	246108	100	07/31/2017 23:03	YH
Acenaphthene	20	5.0		ug/L	246108	100	07/31/2017 23:03	YH
Fluorene	20	10		ug/L	246108	100	07/31/2017 23:03	YH
Phenanthrene	16	5.0		ug/L	246108	100	07/31/2017 23:03	YH
Anthracene	3.3	0.050		ug/L	246108	1	07/28/2017 20:30	YH
Fluoranthene	1.6	0.10		ug/L	246108	1	07/28/2017 20:30	YH
Pyrene	2.1	0.050		ug/L	246108	1	07/28/2017 20:30	YH
Benz(a)anthracene	0.46	0.050		ug/L	246108	1	07/28/2017 20:30	YH
Chrysene	0.30	0.050		ug/L	246108	1	07/28/2017 20:30	YH
Benzo(b)fluoranthene	0.32	0.10		ug/L	246108	1	07/28/2017 20:30	YH
Benzo(k)fluoranthene	0.082	0.050		ug/L	246108	1	07/28/2017 20:30	YH
Benzo(a)pyrene	0.32	0.050		ug/L	246108	1	07/28/2017 20:30	YH

Qualifiers:

*	Value exceeds maximum contaminant level	E	Estimated (value above quantitation range)
BRL	Below reporting limit	S	Spike Recovery outside limits due to matrix
H	Holding times for preparation or analysis exceeded	Narr	See case narrative
N	Analyte not NELAC certified	NC	Not confirmed
B	Analyte detected in the associated method blank	<	Less than Result value
>	Greater than Result value	J	Estimated value detected below Reporting Limit

Analytical Environmental Services, Inc **Date:** 3-Aug-17

Client:	AMEC Foster Wheeler	**Client Sample ID:**	DUP-3-0717
Project Name:	AGL Augusta	**Collection Date:**	7/26/2017 12:00:00 PM
Lab ID:	1707M52-007	**Matrix:**	Groundwater

Analyses	Result	Reporting Limit	Qual	Units	BatchID	Dilution Factor	Date Analyzed	Analyst
SIM Polynuclear Aromatic Hydrocarbons SW8270D				**(SW3510C)**				
Indeno(1,2,3-cd)pyrene	0.11	0.050		ug/L	246108	1	07/28/2017 20:30	YH
Dibenz(a,h)anthracene	BRL	0.10		ug/L	246108	1	07/28/2017 20:30	YH
Benzo(g,h,i)perylene	0.14	0.10		ug/L	246108	1	07/28/2017 20:30	YH
Surr: 4-Terphenyl-d14	82.4	58.5-125		%REC	246108	1	07/28/2017 20:30	YH
Mercury, Total SW7470A				**(SW7470A)**				
Mercury	BRL	0.00020		mg/L	246131	1	08/01/2017 02:03	AS
Cyanide SW9014				**(SW9010C)**				
Cyanide, Total	BRL	0.010		mg/L	246328	1	08/02/2017 11:00	AK

Qualifiers:

*	Value exceeds maximum contaminant level	E	Estimated (value above quantitation range)
BRL	Below reporting limit	S	Spike Recovery outside limits due to matrix
H	Holding times for preparation or analysis exceeded	Narr	See case narrative
N	Analyte not NELAC certified	NC	Not confirmed
B	Analyte detected in the associated method blank	<	Less than Result value
>	Greater than Result value	J	Estimated value detected below Reporting Limit

Analytical Environmental Services, Inc

Date: 3-Aug-17

Client:	AMEC Foster Wheeler	**Client Sample ID:**	MW-511BR-0717
Project Name:	AGL Augusta	**Collection Date:**	7/26/2017 2:51:00 PM
Lab ID:	1707M52-008	**Matrix:**	Groundwater

Analyses	Result	Reporting Limit	Qual	Units	BatchID	Dilution Factor	Date Analyzed	Analyst
Volatile Organic Compounds by GC/MS SW8260B				**(SW5030B)**				
Acetone	BRL	50		ug/L	246209	1	07/31/2017 22:54	NP
Benzene	70	5.0		ug/L	246209	1	07/31/2017 22:54	NP
Carbon disulfide	BRL	5.0		ug/L	246209	1	07/31/2017 22:54	NP
Ethylbenzene	BRL	5.0		ug/L	246209	1	07/31/2017 22:54	NP
Methylene chloride	BRL	5.0		ug/L	246209	1	07/31/2017 22:54	NP
Trichloroethene	BRL	5.0		ug/L	246209	1	07/31/2017 22:54	NP
Toluene	BRL	5.0		ug/L	246209	1	07/31/2017 22:54	NP
Xylenes, Total	BRL	5.0		ug/L	246209	1	07/31/2017 22:54	NP
Surr: 4-Bromofluorobenzene	86.3	66.1-129		%REC	246209	1	07/31/2017 22:54	NP
Surr: Dibromofluoromethane	95.1	83.6-123		%REC	246209	1	07/31/2017 22:54	NP
Surr: Toluene-d8	94.4	81.8-118		%REC	246209	1	07/31/2017 22:54	NP
Total Metals by ICP/MS SW6020B				**(SW3005A)**				
Antimony	BRL	0.00600		mg/L	246116	1	08/01/2017 02:40	JR
Arsenic	BRL	0.0500		mg/L	246116	1	08/01/2017 02:40	JR
Barium	0.0381	0.00400		mg/L	246116	1	08/01/2017 02:40	JR
Beryllium	BRL	0.00400		mg/L	246116	1	08/01/2017 02:40	JR
Cadmium	BRL	0.00500		mg/L	246116	1	08/01/2017 02:40	JR
Chromium	BRL	0.0100		mg/L	246116	1	08/01/2017 02:40	JR
Copper	BRL	0.0100		mg/L	246116	1	08/01/2017 02:40	JR
Lead	BRL	0.0100		mg/L	246116	1	08/01/2017 02:40	JR
Nickel	BRL	0.0200		mg/L	246116	1	08/01/2017 02:40	JR
Selenium	BRL	0.0200		mg/L	246116	1	08/01/2017 02:40	JR
Thallium	BRL	0.00200		mg/L	246116	1	08/01/2017 02:40	JR
Vanadium	BRL	0.0100		mg/L	246116	1	08/01/2017 02:40	JR
Zinc	BRL	0.0200		mg/L	246116	1	08/01/2017 02:40	JR
SIM Polynuclear Aromatic Hydrocarbons SW8270D				**(SW3510C)**				
Naphthalene	BRL	50		ug/L	246108	100	08/01/2017 13:53	YH
Acenaphthylene	BRL	1.0		ug/L	246108	1	07/28/2017 20:56	YH
Acenaphthene	1.1	0.50		ug/L	246108	1	07/28/2017 20:56	YH
Fluorene	0.23	0.10		ug/L	246108	1	07/28/2017 20:56	YH
Phenanthrene	0.26	0.050		ug/L	246108	1	07/28/2017 20:56	YH
Anthracene	0.051	0.050		ug/L	246108	1	07/28/2017 20:56	YH
Fluoranthene	BRL	0.10		ug/L	246108	1	07/28/2017 20:56	YH
Pyrene	BRL	0.050		ug/L	246108	1	07/28/2017 20:56	YH
Benz(a)anthracene	BRL	0.050		ug/L	246108	1	07/28/2017 20:56	YH
Chrysene	BRL	0.050		ug/L	246108	1	07/28/2017 20:56	YH
Benzo(b)fluoranthene	BRL	0.10		ug/L	246108	1	07/28/2017 20:56	YH
Benzo(k)fluoranthene	BRL	0.050		ug/L	246108	1	07/28/2017 20:56	YH
Benzo(a)pyrene	BRL	0.050		ug/L	246108	1	07/28/2017 20:56	YH

Qualifiers:

*	Value exceeds maximum contaminant level	E	Estimated (value above quantitation range)
BRL	Below reporting limit	S	Spike Recovery outside limits due to matrix
H	Holding times for preparation or analysis exceeded	Narr	See case narrative
N	Analyte not NELAC certified	NC	Not confirmed
B	Analyte detected in the associated method blank	<	Less than Result value
>	Greater than Result value	J	Estimated value detected below Reporting Limit

Analytical Environmental Services, Inc **Date:** 3-Aug-17

Client:	AMEC Foster Wheeler	**Client Sample ID:**	MW-511BR-0717
Project Name:	AGL Augusta	**Collection Date:**	7/26/2017 2:51:00 PM
Lab ID:	1707M52-008	**Matrix:**	Groundwater

Analyses	Result	Reporting Limit	Qual	Units	BatchID	Dilution Factor	Date Analyzed	Analyst
SIM Polynuclear Aromatic Hydrocarbons SW8270D				**(SW3510C)**				
Indeno(1,2,3-cd)pyrene	BRL	0.050		ug/L	246108	1	07/28/2017 20:56	YH
Dibenz(a,h)anthracene	BRL	0.10		ug/L	246108	1	07/28/2017 20:56	YH
Benzo(g,h,i)perylene	BRL	0.10		ug/L	246108	1	07/28/2017 20:56	YH
Surr: 4-Terphenyl-d14	87.4	58.5-125		%REC	246108	1	07/28/2017 20:56	YH
Mercury, Total SW7470A				**(SW7470A)**				
Mercury	BRL	0.00020		mg/L	246131	1	08/01/2017 02:07	AS
Cyanide SW9014				**(SW9010C)**				
Cyanide, Total	BRL	0.010		mg/L	246328	1	08/02/2017 11:00	AK

Qualifiers:

*	Value exceeds maximum contaminant level	E	Estimated (value above quantitation range)
BRL	Below reporting limit	S	Spike Recovery outside limits due to matrix
H	Holding times for preparation or analysis exceeded	Narr	See case narrative
N	Analyte not NELAC certified	NC	Not confirmed
B	Analyte detected in the associated method blank	<	Less than Result value
>	Greater than Result value	J	Estimated value detected below Reporting Limit

Analytical Environmental Services, Inc

Date: 3-Aug-17

Client:	AMEC Foster Wheeler	**Client Sample ID:**	MW-402D-0717
Project Name:	AGL Augusta	**Collection Date:**	7/26/2017 10:15:00 AM
Lab ID:	1707M52-009	**Matrix:**	Groundwater

Analyses	Result	Reporting Limit	Qual	Units	BatchID	Dilution Factor	Date Analyzed	Analyst
Volatile Organic Compounds by GC/MS SW8260B				**(SW5030B)**				
Acetone	BRL	50		ug/L	246209	1	07/31/2017 23:20	NP
Benzene	BRL	5.0		ug/L	246209	1	07/31/2017 23:20	NP
Carbon disulfide	BRL	5.0		ug/L	246209	1	07/31/2017 23:20	NP
Ethylbenzene	BRL	5.0		ug/L	246209	1	07/31/2017 23:20	NP
Methylene chloride	BRL	5.0		ug/L	246209	1	07/31/2017 23:20	NP
Trichloroethene	BRL	5.0		ug/L	246209	1	07/31/2017 23:20	NP
Toluene	BRL	5.0		ug/L	246209	1	07/31/2017 23:20	NP
Xylenes, Total	BRL	5.0		ug/L	246209	1	07/31/2017 23:20	NP
Surr: 4-Bromofluorobenzene	85.8	66.1-129		%REC	246209	1	07/31/2017 23:20	NP
Surr: Dibromofluoromethane	91	83.6-123		%REC	246209	1	07/31/2017 23:20	NP
Surr: Toluene-d8	95.5	81.8-118		%REC	246209	1	07/31/2017 23:20	NP
Total Metals by ICP/MS SW6020B				**(SW3005A)**				
Antimony	BRL	0.00600		mg/L	246116	1	08/01/2017 02:46	JR
Arsenic	BRL	0.0500		mg/L	246116	1	08/01/2017 02:46	JR
Barium	0.0882	0.00400		mg/L	246116	1	08/01/2017 02:46	JR
Beryllium	BRL	0.00400		mg/L	246116	1	08/01/2017 02:46	JR
Cadmium	BRL	0.00500		mg/L	246116	1	08/01/2017 02:46	JR
Chromium	BRL	0.0100		mg/L	246116	1	08/01/2017 02:46	JR
Copper	BRL	0.0100		mg/L	246116	1	08/01/2017 02:46	JR
Lead	BRL	0.0100		mg/L	246116	1	08/01/2017 02:46	JR
Nickel	BRL	0.0200		mg/L	246116	1	08/01/2017 02:46	JR
Selenium	BRL	0.0200		mg/L	246116	1	08/01/2017 02:46	JR
Thallium	BRL	0.00200		mg/L	246116	1	08/01/2017 02:46	JR
Vanadium	BRL	0.0100		mg/L	246116	1	08/01/2017 02:46	JR
Zinc	BRL	0.0200		mg/L	246116	1	08/01/2017 02:46	JR
SIM Polynuclear Aromatic Hydrocarbons SW8270D				**(SW3510C)**				
Naphthalene	BRL	0.50		ug/L	246108	1	07/28/2017 21:22	YH
Acenaphthylene	BRL	1.0		ug/L	246108	1	07/28/2017 21:22	YH
Acenaphthene	BRL	0.50		ug/L	246108	1	07/28/2017 21:22	YH
Fluorene	BRL	0.10		ug/L	246108	1	07/28/2017 21:22	YH
Phenanthrene	BRL	0.050		ug/L	246108	1	07/28/2017 21:22	YH
Anthracene	BRL	0.050		ug/L	246108	1	07/28/2017 21:22	YH
Fluoranthene	BRL	0.10		ug/L	246108	1	07/28/2017 21:22	YH
Pyrene	BRL	0.050		ug/L	246108	1	07/28/2017 21:22	YH
Benz(a)anthracene	BRL	0.050		ug/L	246108	1	07/28/2017 21:22	YH
Chrysene	BRL	0.050		ug/L	246108	1	07/28/2017 21:22	YH
Benzo(b)fluoranthene	BRL	0.10		ug/L	246108	1	07/28/2017 21:22	YH
Benzo(k)fluoranthene	BRL	0.050		ug/L	246108	1	07/28/2017 21:22	YH
Benzo(a)pyrene	BRL	0.050		ug/L	246108	1	07/28/2017 21:22	YH

Qualifiers:

*	Value exceeds maximum contaminant level	E	Estimated (value above quantitation range)
BRL	Below reporting limit	S	Spike Recovery outside limits due to matrix
H	Holding times for preparation or analysis exceeded	Narr	See case narrative
N	Analyte not NELAC certified	NC	Not confirmed
B	Analyte detected in the associated method blank	<	Less than Result value
>	Greater than Result value	J	Estimated value detected below Reporting Limit

Analytical Environmental Services, Inc **Date:** 3-Aug-17

Client:	AMEC Foster Wheeler	**Client Sample ID:**	MW-402D-0717
Project Name:	AGL Augusta	**Collection Date:**	7/26/2017 10:15:00 AM
Lab ID:	1707M52-009	**Matrix:**	Groundwater

Analyses	Result	Reporting Limit	Qual	Units	BatchID	Dilution Factor	Date Analyzed	Analyst
SIM Polynuclear Aromatic Hydrocarbons SW8270D				**(SW3510C)**				
Indeno(1,2,3-cd)pyrene	BRL	0.050		ug/L	246108	1	07/28/2017 21:22	YH
Dibenz(a,h)anthracene	BRL	0.10		ug/L	246108	1	07/28/2017 21:22	YH
Benzo(g,h,i)perylene	BRL	0.10		ug/L	246108	1	07/28/2017 21:22	YH
Surr: 4-Terphenyl-d14	94.7	58.5-125		%REC	246108	1	07/28/2017 21:22	YH
Mercury, Total SW7470A				**(SW7470A)**				
Mercury	BRL	0.00020		mg/L	246131	1	08/01/2017 02:11	AS
Cyanide SW9014				**(SW9010C)**				
Cyanide, Total	BRL	0.010		mg/L	246328	1	08/02/2017 11:00	AK

Qualifiers:

*	Value exceeds maximum contaminant level	E	Estimated (value above quantitation range)
BRL	Below reporting limit	S	Spike Recovery outside limits due to matrix
H	Holding times for preparation or analysis exceeded	Narr	See case narrative
N	Analyte not NELAC certified	NC	Not confirmed
B	Analyte detected in the associated method blank	<	Less than Result value
>	Greater than Result value	J	Estimated value detected below Reporting Limit

Analytical Environmental Services, Inc

Date: 3-Aug-17

Client:	AMEC Foster Wheeler	**Client Sample ID:**	MW-402S-0717
Project Name:	AGL Augusta	**Collection Date:**	7/26/2017 11:40:00 AM
Lab ID:	1707M52-010	**Matrix:**	Groundwater

Analyses	Result	Reporting Limit	Qual	Units	BatchID	Dilution Factor	Date Analyzed	Analyst
Volatile Organic Compounds by GC/MS SW8260B				**(SW5030B)**				
Acetone	BRL	50		ug/L	246209	1	07/31/2017 23:46	NP
Benzene	BRL	5.0		ug/L	246209	1	07/31/2017 23:46	NP
Carbon disulfide	BRL	5.0		ug/L	246209	1	07/31/2017 23:46	NP
Ethylbenzene	BRL	5.0		ug/L	246209	1	07/31/2017 23:46	NP
Methylene chloride	BRL	5.0		ug/L	246209	1	07/31/2017 23:46	NP
Trichloroethene	BRL	5.0		ug/L	246209	1	07/31/2017 23:46	NP
Toluene	BRL	5.0		ug/L	246209	1	07/31/2017 23:46	NP
Xylenes, Total	BRL	5.0		ug/L	246209	1	07/31/2017 23:46	NP
Surr: 4-Bromofluorobenzene	84.2	66.1-129		%REC	246209	1	07/31/2017 23:46	NP
Surr: Dibromofluoromethane	93.7	83.6-123		%REC	246209	1	07/31/2017 23:46	NP
Surr: Toluene-d8	96.8	81.8-118		%REC	246209	1	07/31/2017 23:46	NP
Total Metals by ICP/MS SW6020B				**(SW3005A)**				
Antimony	BRL	0.00600		mg/L	246116	1	08/01/2017 02:52	JR
Arsenic	BRL	0.0500		mg/L	246116	1	08/01/2017 02:52	JR
Barium	0.0526	0.00400		mg/L	246116	1	08/01/2017 02:52	JR
Beryllium	BRL	0.00400		mg/L	246116	1	08/01/2017 02:52	JR
Cadmium	BRL	0.00500		mg/L	246116	1	08/01/2017 02:52	JR
Chromium	BRL	0.0100		mg/L	246116	1	08/01/2017 02:52	JR
Copper	BRL	0.0100		mg/L	246116	1	08/01/2017 02:52	JR
Lead	BRL	0.0100		mg/L	246116	1	08/01/2017 02:52	JR
Nickel	BRL	0.0200		mg/L	246116	1	08/01/2017 02:52	JR
Selenium	BRL	0.0200		mg/L	246116	1	08/01/2017 02:52	JR
Thallium	BRL	0.00200		mg/L	246116	1	08/01/2017 02:52	JR
Vanadium	BRL	0.0100		mg/L	246116	1	08/01/2017 02:52	JR
Zinc	BRL	0.0200		mg/L	246116	1	08/01/2017 02:52	JR
SIM Polynuclear Aromatic Hydrocarbons SW8270D				**(SW3510C)**				
Naphthalene	BRL	0.50		ug/L	246108	1	07/28/2017 21:49	YH
Acenaphthylene	BRL	1.0		ug/L	246108	1	07/28/2017 21:49	YH
Acenaphthene	BRL	0.50		ug/L	246108	1	07/28/2017 21:49	YH
Fluorene	BRL	0.10		ug/L	246108	1	07/28/2017 21:49	YH
Phenanthrene	BRL	0.050		ug/L	246108	1	07/28/2017 21:49	YH
Anthracene	BRL	0.050		ug/L	246108	1	07/28/2017 21:49	YH
Fluoranthene	BRL	0.10		ug/L	246108	1	07/28/2017 21:49	YH
Pyrene	BRL	0.050		ug/L	246108	1	07/28/2017 21:49	YH
Benz(a)anthracene	BRL	0.050		ug/L	246108	1	07/28/2017 21:49	YH
Chrysene	BRL	0.050		ug/L	246108	1	07/28/2017 21:49	YH
Benzo(b)fluoranthene	BRL	0.10		ug/L	246108	1	07/28/2017 21:49	YH
Benzo(k)fluoranthene	BRL	0.050		ug/L	246108	1	07/28/2017 21:49	YH
Benzo(a)pyrene	BRL	0.050		ug/L	246108	1	07/28/2017 21:49	YH

Qualifiers:

*	Value exceeds maximum contaminant level	E	Estimated (value above quantitation range)
BRL	Below reporting limit	S	Spike Recovery outside limits due to matrix
H	Holding times for preparation or analysis exceeded	Narr	See case narrative
N	Analyte not NELAC certified	NC	Not confirmed
B	Analyte detected in the associated method blank	<	Less than Result value
>	Greater than Result value	J	Estimated value detected below Reporting Limit

Analytical Environmental Services, Inc **Date:** 3-Aug-17

Client:	AMEC Foster Wheeler	**Client Sample ID:**	MW-402S-0717
Project Name:	AGL Augusta	**Collection Date:**	7/26/2017 11:40:00 AM
Lab ID:	1707M52-010	**Matrix:**	Groundwater

Analyses	Result	Reporting Limit	Qual	Units	BatchID	Dilution Factor	Date Analyzed	Analyst
SIM Polynuclear Aromatic Hydrocarbons SW8270D				**(SW3510C)**				
Indeno(1,2,3-cd)pyrene	BRL	0.050		ug/L	246108	1	07/28/2017 21:49	YH
Dibenz(a,h)anthracene	BRL	0.10		ug/L	246108	1	07/28/2017 21:49	YH
Benzo(g,h,i)perylene	BRL	0.10		ug/L	246108	1	07/28/2017 21:49	YH
Surr: 4-Terphenyl-d14	95.5	58.5-125		%REC	246108	1	07/28/2017 21:49	YH
Mercury, Total SW7470A				**(SW7470A)**				
Mercury	BRL	0.00020		mg/L	246131	1	08/01/2017 02:15	AS
Cyanide SW9014				**(SW9010C)**				
Cyanide, Total	BRL	0.010		mg/L	246328	1	08/02/2017 11:00	AK

Qualifiers:

*	Value exceeds maximum contaminant level	E	Estimated (value above quantitation range)
BRL	Below reporting limit	S	Spike Recovery outside limits due to matrix
H	Holding times for preparation or analysis exceeded	Narr	See case narrative
N	Analyte not NELAC certified	NC	Not confirmed
B	Analyte detected in the associated method blank	<	Less than Result value
>	Greater than Result value	J	Estimated value detected below Reporting Limit

Analytical Environmental Services, Inc

Date: 3-Aug-17

Client:	AMEC Foster Wheeler	**Client Sample ID:**	MW-310BR-0717
Project Name:	AGL Augusta	**Collection Date:**	7/26/2017 1:50:00 PM
Lab ID:	1707M52-011	**Matrix:**	Groundwater

Analyses	Result	Reporting Limit	Qual	Units	BatchID	Dilution Factor	Date Analyzed	Analyst
Volatile Organic Compounds by GC/MS SW8260B				**(SW5030B)**				
Acetone	BRL	50		ug/L	246209	1	08/01/2017 00:11	NP
Benzene	BRL	5.0		ug/L	246209	1	08/01/2017 00:11	NP
Carbon disulfide	BRL	5.0		ug/L	246209	1	08/01/2017 00:11	NP
Ethylbenzene	BRL	5.0		ug/L	246209	1	08/01/2017 00:11	NP
Methylene chloride	BRL	5.0		ug/L	246209	1	08/01/2017 00:11	NP
Trichloroethene	BRL	5.0		ug/L	246209	1	08/01/2017 00:11	NP
Toluene	BRL	5.0		ug/L	246209	1	08/01/2017 00:11	NP
Xylenes, Total	BRL	5.0		ug/L	246209	1	08/01/2017 00:11	NP
Surr: 4-Bromofluorobenzene	86.6	66.1-129		%REC	246209	1	08/01/2017 00:11	NP
Surr: Dibromofluoromethane	92.7	83.6-123		%REC	246209	1	08/01/2017 00:11	NP
Surr: Toluene-d8	96	81.8-118		%REC	246209	1	08/01/2017 00:11	NP
Total Metals by ICP/MS SW6020B				**(SW3005A)**				
Antimony	BRL	0.00600		mg/L	246116	1	08/01/2017 02:58	JR
Arsenic	BRL	0.0500		mg/L	246116	1	08/01/2017 02:58	JR
Barium	0.262	0.00400		mg/L	246116	1	08/01/2017 02:58	JR
Beryllium	BRL	0.00400		mg/L	246116	1	08/01/2017 02:58	JR
Cadmium	BRL	0.00500		mg/L	246116	1	08/01/2017 02:58	JR
Chromium	BRL	0.0100		mg/L	246116	1	08/01/2017 02:58	JR
Copper	BRL	0.0100		mg/L	246116	1	08/01/2017 02:58	JR
Lead	BRL	0.0100		mg/L	246116	1	08/01/2017 02:58	JR
Nickel	BRL	0.0200		mg/L	246116	1	08/01/2017 02:58	JR
Selenium	BRL	0.0200		mg/L	246116	1	08/01/2017 02:58	JR
Thallium	BRL	0.00200		mg/L	246116	1	08/01/2017 02:58	JR
Vanadium	BRL	0.0100		mg/L	246116	1	08/01/2017 02:58	JR
Zinc	BRL	0.0200		mg/L	246116	1	08/01/2017 02:58	JR
SIM Polynuclear Aromatic Hydrocarbons SW8270D				**(SW3510C)**				
Naphthalene	BRL	0.50		ug/L	246108	1	07/28/2017 22:16	YH
Acenaphthylene	BRL	1.0		ug/L	246108	1	07/28/2017 22:16	YH
Acenaphthene	BRL	0.50		ug/L	246108	1	07/28/2017 22:16	YH
Fluorene	BRL	0.10		ug/L	246108	1	07/28/2017 22:16	YH
Phenanthrene	BRL	0.050		ug/L	246108	1	07/28/2017 22:16	YH
Anthracene	BRL	0.050		ug/L	246108	1	07/28/2017 22:16	YH
Fluoranthene	BRL	0.10		ug/L	246108	1	07/28/2017 22:16	YH
Pyrene	BRL	0.050		ug/L	246108	1	07/28/2017 22:16	YH
Benz(a)anthracene	BRL	0.050		ug/L	246108	1	07/28/2017 22:16	YH
Chrysene	BRL	0.050		ug/L	246108	1	07/28/2017 22:16	YH
Benzo(b)fluoranthene	BRL	0.10		ug/L	246108	1	07/28/2017 22:16	YH
Benzo(k)fluoranthene	BRL	0.050		ug/L	246108	1	07/28/2017 22:16	YH
Benzo(a)pyrene	BRL	0.050		ug/L	246108	1	07/28/2017 22:16	YH

Qualifiers:

*	Value exceeds maximum contaminant level	E	Estimated (value above quantitation range)
BRL	Below reporting limit	S	Spike Recovery outside limits due to matrix
H	Holding times for preparation or analysis exceeded	Narr	See case narrative
N	Analyte not NELAC certified	NC	Not confirmed
B	Analyte detected in the associated method blank	<	Less than Result value
>	Greater than Result value	J	Estimated value detected below Reporting Limit

Analytical Environmental Services, Inc

Date: 3-Aug-17

Client:	AMEC Foster Wheeler	**Client Sample ID:**	MW-310BR-0717
Project Name:	AGL Augusta	**Collection Date:**	7/26/2017 1:50:00 PM
Lab ID:	1707M52-011	**Matrix:**	Groundwater

Analyses	Result	Reporting Limit	Qual	Units	BatchID	Dilution Factor	Date Analyzed	Analyst
SIM Polynuclear Aromatic Hydrocarbons SW8270D				**(SW3510C)**				
Indeno(1,2,3-cd)pyrene	BRL	0.050		ug/L	246108	1	07/28/2017 22:16	YH
Dibenz(a,h)anthracene	BRL	0.10		ug/L	246108	1	07/28/2017 22:16	YH
Benzo(g,h,i)perylene	BRL	0.10		ug/L	246108	1	07/28/2017 22:16	YH
Surr: 4-Terphenyl-d14	92.7	58.5-125		%REC	246108	1	07/28/2017 22:16	YH
Mercury, Total SW7470A				**(SW7470A)**				
Mercury	BRL	0.00020		mg/L	246131	1	08/01/2017 02:19	AS
Cyanide SW9014				**(SW9010C)**				
Cyanide, Total	BRL	0.010		mg/L	246328	1	08/02/2017 11:00	AK

Qualifiers:

*	Value exceeds maximum contaminant level	E	Estimated (value above quantitation range)
BRL	Below reporting limit	S	Spike Recovery outside limits due to matrix
H	Holding times for preparation or analysis exceeded	Narr	See case narrative
N	Analyte not NELAC certified	NC	Not confirmed
B	Analyte detected in the associated method blank	<	Less than Result value
>	Greater than Result value	J	Estimated value detected below Reporting Limit

Analytical Environmental Services, Inc

Date: 3-Aug-17

Client:	AMEC Foster Wheeler	**Client Sample ID:**	MW-19-0717
Project Name:	AGL Augusta	**Collection Date:**	7/26/2017 4:10:00 PM
Lab ID:	1707M52-012	**Matrix:**	Groundwater

Analyses	Result	Reporting Limit	Qual	Units	BatchID	Dilution Factor	Date Analyzed	Analyst
Volatile Organic Compounds by GC/MS SW8260B				**(SW5030B)**				
Acetone	BRL	50		ug/L	246209	1	08/01/2017 00:37	NP
Benzene	BRL	5.0		ug/L	246209	1	08/01/2017 00:37	NP
Carbon disulfide	BRL	5.0		ug/L	246209	1	08/01/2017 00:37	NP
Ethylbenzene	BRL	5.0		ug/L	246209	1	08/01/2017 00:37	NP
Methylene chloride	BRL	5.0		ug/L	246209	1	08/01/2017 00:37	NP
Trichloroethene	BRL	5.0		ug/L	246209	1	08/01/2017 00:37	NP
Toluene	BRL	5.0		ug/L	246209	1	08/01/2017 00:37	NP
Xylenes, Total	BRL	5.0		ug/L	246209	1	08/01/2017 00:37	NP
Surr: 4-Bromofluorobenzene	85.3	66.1-129		%REC	246209	1	08/01/2017 00:37	NP
Surr: Dibromofluoromethane	94.1	83.6-123		%REC	246209	1	08/01/2017 00:37	NP
Surr: Toluene-d8	96	81.8-118		%REC	246209	1	08/01/2017 00:37	NP
Total Metals by ICP/MS SW6020B				**(SW3005A)**				
Antimony	BRL	0.00600		mg/L	246116	1	08/01/2017 03:05	JR
Arsenic	BRL	0.0500		mg/L	246116	1	08/01/2017 03:05	JR
Barium	0.0920	0.00400		mg/L	246116	1	08/01/2017 03:05	JR
Beryllium	BRL	0.00400		mg/L	246116	1	08/01/2017 03:05	JR
Cadmium	BRL	0.00500		mg/L	246116	1	08/01/2017 03:05	JR
Chromium	0.0167	0.0100		mg/L	246116	1	08/01/2017 03:05	JR
Copper	BRL	0.0100		mg/L	246116	1	08/01/2017 03:05	JR
Lead	BRL	0.0100		mg/L	246116	1	08/01/2017 03:05	JR
Nickel	0.0341	0.0200		mg/L	246116	1	08/01/2017 03:05	JR
Selenium	BRL	0.0200		mg/L	246116	1	08/01/2017 03:05	JR
Thallium	BRL	0.00200		mg/L	246116	1	08/01/2017 03:05	JR
Vanadium	BRL	0.0100		mg/L	246116	1	08/01/2017 03:05	JR
Zinc	0.0764	0.0200		mg/L	246116	1	08/01/2017 03:05	JR
SIM Polynuclear Aromatic Hydrocarbons SW8270D				**(SW3510C)**				
Naphthalene	BRL	0.50		ug/L	246108	1	07/28/2017 22:42	YH
Acenaphthylene	BRL	1.0		ug/L	246108	1	07/28/2017 22:42	YH
Acenaphthene	BRL	0.50		ug/L	246108	1	07/28/2017 22:42	YH
Fluorene	BRL	0.10		ug/L	246108	1	07/28/2017 22:42	YH
Phenanthrene	BRL	0.050		ug/L	246108	1	07/28/2017 22:42	YH
Anthracene	0.063	0.050		ug/L	246108	1	07/28/2017 22:42	YH
Fluoranthene	BRL	0.10		ug/L	246108	1	07/28/2017 22:42	YH
Pyrene	BRL	0.050		ug/L	246108	1	07/28/2017 22:42	YH
Benz(a)anthracene	BRL	0.050		ug/L	246108	1	07/28/2017 22:42	YH
Chrysene	BRL	0.050		ug/L	246108	1	07/28/2017 22:42	YH
Benzo(b)fluoranthene	BRL	0.10		ug/L	246108	1	07/28/2017 22:42	YH
Benzo(k)fluoranthene	BRL	0.050		ug/L	246108	1	07/28/2017 22:42	YH
Benzo(a)pyrene	BRL	0.050		ug/L	246108	1	07/28/2017 22:42	YH

Qualifiers:

*	Value exceeds maximum contaminant level	E	Estimated (value above quantitation range)
BRL	Below reporting limit	S	Spike Recovery outside limits due to matrix
H	Holding times for preparation or analysis exceeded	Narr	See case narrative
N	Analyte not NELAC certified	NC	Not confirmed
B	Analyte detected in the associated method blank	<	Less than Result value
>	Greater than Result value	J	Estimated value detected below Reporting Limit

Analytical Environmental Services, Inc

Date: 3-Aug-17

Client:	AMEC Foster Wheeler	**Client Sample ID:**	MW-19-0717
Project Name:	AGL Augusta	**Collection Date:**	7/26/2017 4:10:00 PM
Lab ID:	1707M52-012	**Matrix:**	Groundwater

Analyses	Result	Reporting Limit	Qual	Units	BatchID	Dilution Factor	Date Analyzed	Analyst
SIM Polynuclear Aromatic Hydrocarbons SW8270D				**(SW3510C)**				
Indeno(1,2,3-cd)pyrene	BRL	0.050		ug/L	246108	1	07/28/2017 22:42	YH
Dibenz(a,h)anthracene	BRL	0.10		ug/L	246108	1	07/28/2017 22:42	YH
Benzo(g,h,i)perylene	BRL	0.10		ug/L	246108	1	07/28/2017 22:42	YH
Surr: 4-Terphenyl-d14	92.9	58.5-125		%REC	246108	1	07/28/2017 22:42	YH
Mercury, Total SW7470A				**(SW7470A)**				
Mercury	BRL	0.00020		mg/L	246131	1	08/01/2017 02:22	AS
Cyanide SW9014				**(SW9010C)**				
Cyanide, Total	BRL	0.010		mg/L	246328	1	08/02/2017 11:00	AK

Qualifiers:

*	Value exceeds maximum contaminant level	E	Estimated (value above quantitation range)
BRL	Below reporting limit	S	Spike Recovery outside limits due to matrix
H	Holding times for preparation or analysis exceeded	Narr	See case narrative
N	Analyte not NELAC certified	NC	Not confirmed
B	Analyte detected in the associated method blank	<	Less than Result value
>	Greater than Result value	J	Estimated value detected below Reporting Limit

Analytical Environmental Services, Inc

Date: 3-Aug-17

SUMMARY OF ANALYTES DETECTED

Analyses	Result	Qual	MDL	Reporting Limit	Units	BatchID	Dilution Factor
Client Sample ID: MW-214-0717				**Lab ID:** 1707M52-002			
Collection Date: 7/26/2017 9:42:00 AM				**Matrix:** Groundwater			
Total Metals by ICP/MS SW6020B				**(SW3005A)**			
Barium	0.0938		0.000185	0.00400	mg/L	246116	1
Cadmium	0.00641		0.000148	0.00500	mg/L	246116	1
Zinc	0.0448		0.000580	0.0200	mg/L	246116	1
SIM Polynuclear Aromatic Hydrocarbons SW8270D				**(SW3510C)**			
Phenanthrene	0.073		0.022	0.050	ug/L	246108	1
Client Sample ID: MW-22-0717				**Lab ID:** 1707M52-003			
Collection Date: 7/26/2017 10:44:00 AM				**Matrix:** Groundwater			
Total Metals by ICP/MS SW6020B				**(SW3005A)**			
Barium	0.0337		0.000185	0.00400	mg/L	246116	1
Client Sample ID: MW-205-0717				**Lab ID:** 1707M52-004			
Collection Date: 7/26/2017 12:32:00 PM				**Matrix:** Groundwater			
Volatile Organic Compounds by GC/MS SW8260B				**(SW5030B)**			
Benzene	390		3.7	50	ug/L	246209	10
Ethylbenzene	130		0.26	5.0	ug/L	246209	1
Toluene	35		0.39	5.0	ug/L	246209	1
Xylenes, Total	93		0.77	5.0	ug/L	246209	1
Total Metals by ICP/MS SW6020B				**(SW3005A)**			
Barium	0.0128		0.000185	0.00400	mg/L	246116	1
SIM Polynuclear Aromatic Hydrocarbons SW8270D				**(SW3510C)**			
Naphthalene	400		0.72	50	ug/L	246108	100
Acenaphthylene	7.5		0.020	1.0	ug/L	246108	1
Fluorene	14		1.9	10	ug/L	246108	100
Phenanthrene	26		2.2	5.0	ug/L	246108	100
Anthracene	3.0		0.026	0.050	ug/L	246108	1
Fluoranthene	4.4		0.016	0.10	ug/L	246108	1
Pyrene	5.5		0.015	0.050	ug/L	246108	1
Benz(a)anthracene	0.88		0.018	0.050	ug/L	246108	1
Chrysene	0.59		0.017	0.050	ug/L	246108	1
Benzo(b)fluoranthene	0.32		0.020	0.10	ug/L	246108	1
Benzo(k)fluoranthene	0.11		0.026	0.050	ug/L	246108	1
Benzo(a)pyrene	0.28		0.022	0.050	ug/L	246108	1
Indeno(1,2,3-cd)pyrene	0.11		0.012	0.050	ug/L	246108	1
Benzo(g,h,i)perylene	0.14		0.014	0.10	ug/L	246108	1
Client Sample ID: MW-512BR-0717				**Lab ID:** 1707M52-005			
Collection Date: 7/26/2017 10:41:00 AM				**Matrix:** Groundwater			
Total Metals by ICP/MS SW6020B				**(SW3005A)**			
Barium	0.332		0.000185	0.00400	mg/L	246116	1
SIM Polynuclear Aromatic Hydrocarbons SW8270D				**(SW3510C)**			
Acenaphthene	2.2		0.017	0.50	ug/L	246108	1
Fluorene	0.24		0.019	0.10	ug/L	246108	1
Anthracene	0.072		0.026	0.050	ug/L	246108	1
Pyrene	0.061		0.015	0.050	ug/L	246108	1
Client Sample ID: MW-600-0717				**Lab ID:** 1707M52-006			
Collection Date: 7/26/2017 12:36:00 PM				**Matrix:** Groundwater			

Analytical Environmental Services, Inc

Date: 3-Aug-17

SUMMARY OF ANALYTES DETECTED

Analyses	Result	Qual	MDL	Reporting Limit	Units	BatchID	Dilution Factor
Volatile Organic Compounds by GC/MS SW8260B				**(SW5030B)**			
Benzene	20000		190	2500	ug/L	246209	500
Toluene	8400		200	2500	ug/L	246209	500
Total Metals by ICP/MS SW6020B				**(SW3005A)**			
Barium	0.236		0.000185	0.00400	mg/L	246116	1
Copper	0.0158		0.000126	0.0100	mg/L	246116	1
Zinc	0.0951		0.000580	0.0200	mg/L	246116	1
SIM Polynuclear Aromatic Hydrocarbons SW8270D				**(SW3510C)**			
Naphthalene	4500		7.2	500	ug/L	246108	1000
Acenaphthylene	90		2.0	5.0	ug/L	246108	100
Acenaphthene	12		1.7	5.0	ug/L	246108	100
Fluorene	14		1.9	10	ug/L	246108	100
Phenanthrene	13		2.2	5.0	ug/L	246108	100
Anthracene	3.5		0.026	0.050	ug/L	246108	1
Fluoranthene	1.8		0.016	0.10	ug/L	246108	1
Pyrene	2.3		0.015	0.050	ug/L	246108	1
Benz(a)anthracene	0.57		0.018	0.050	ug/L	246108	1
Chrysene	0.36		0.017	0.050	ug/L	246108	1
Benzo(b)fluoranthene	0.38		0.020	0.10	ug/L	246108	1
Benzo(k)fluoranthene	0.12		0.026	0.050	ug/L	246108	1
Benzo(a)pyrene	0.39		0.022	0.050	ug/L	246108	1
Indeno(1,2,3-cd)pyrene	0.13		0.012	0.050	ug/L	246108	1
Benzo(g,h,i)perylene	0.17		0.014	0.10	ug/L	246108	1

Client Sample ID: DUP-3-0717 **Lab ID:** 1707M52-007
Collection Date: 7/26/2017 12:00:00 PM **Matrix:** Groundwater

Volatile Organic Compounds by GC/MS SW8260B				**(SW5030B)**			
Benzene	30000		190	2500	ug/L	246209	500
Toluene	14000		200	2500	ug/L	246209	500
Xylenes, Total	2500		380	2500	ug/L	246209	500
Total Metals by ICP/MS SW6020B				**(SW3005A)**			
Barium	0.233		0.000185	0.00400	mg/L	246116	1
Copper	0.0168		0.000126	0.0100	mg/L	246116	1
Zinc	0.0966		0.000580	0.0200	mg/L	246116	1
SIM Polynuclear Aromatic Hydrocarbons SW8270D				**(SW3510C)**			
Naphthalene	7200		7.2	500	ug/L	246108	1000
Acenaphthylene	110		2.0	100	ug/L	246108	100
Acenaphthene	20		1.7	5.0	ug/L	246108	100
Fluorene	20		1.9	10	ug/L	246108	100
Phenanthrene	16		2.2	5.0	ug/L	246108	100
Anthracene	3.3		0.026	0.050	ug/L	246108	1
Fluoranthene	1.6		0.016	0.10	ug/L	246108	1
Pyrene	2.1		0.015	0.050	ug/L	246108	1
Benz(a)anthracene	0.46		0.018	0.050	ug/L	246108	1
Chrysene	0.30		0.017	0.050	ug/L	246108	1
Benzo(b)fluoranthene	0.32		0.020	0.10	ug/L	246108	1
Benzo(k)fluoranthene	0.082		0.026	0.050	ug/L	246108	1
Benzo(a)pyrene	0.32		0.022	0.050	ug/L	246108	1
Indeno(1,2,3-cd)pyrene	0.11		0.012	0.050	ug/L	246108	1

Analytical Environmental Services, Inc

Date: 3-Aug-17

SUMMARY OF ANALYTES DETECTED

Analyses	Result	Qual	MDL	Reporting Limit	Units	BatchID	Dilution Factor
Client Sample ID: DUP-3-0717				**Lab ID:** 1707M52-007			
Collection Date: 7/26/2017 12:00:00 PM				**Matrix:** Groundwater			
SIM Polynuclear Aromatic Hydrocarbons SW8270D				**(SW3510C)**			
Benzo(g,h,i)perylene	0.14		0.014	0.10	ug/L	246108	1
Client Sample ID: MW-511BR-0717				**Lab ID:** 1707M52-008			
Collection Date: 7/26/2017 2:51:00 PM				**Matrix:** Groundwater			
Volatile Organic Compounds by GC/MS SW8260B				**(SW5030B)**			
Benzene	70		0.37	5.0	ug/L	246209	1
Total Metals by ICP/MS SW6020B				**(SW3005A)**			
Barium	0.0381		0.000185	0.00400	mg/L	246116	1
SIM Polynuclear Aromatic Hydrocarbons SW8270D				**(SW3510C)**			
Acenaphthene	1.1		0.017	0.50	ug/L	246108	1
Fluorene	0.23		0.019	0.10	ug/L	246108	1
Phenanthrene	0.26		0.022	0.050	ug/L	246108	1
Anthracene	0.051		0.026	0.050	ug/L	246108	1
Client Sample ID: MW-402D-0717				**Lab ID:** 1707M52-009			
Collection Date: 7/26/2017 10:15:00 AM				**Matrix:** Groundwater			
Total Metals by ICP/MS SW6020B				**(SW3005A)**			
Barium	0.0882		0.000185	0.00400	mg/L	246116	1
Client Sample ID: MW-402S-0717				**Lab ID:** 1707M52-010			
Collection Date: 7/26/2017 11:40:00 AM				**Matrix:** Groundwater			
Total Metals by ICP/MS SW6020B				**(SW3005A)**			
Barium	0.0526		0.000185	0.00400	mg/L	246116	1
Client Sample ID: MW-310BR-0717				**Lab ID:** 1707M52-011			
Collection Date: 7/26/2017 1:50:00 PM				**Matrix:** Groundwater			
Total Metals by ICP/MS SW6020B				**(SW3005A)**			
Barium	0.262		0.000185	0.00400	mg/L	246116	1
Client Sample ID: MW-19-0717				**Lab ID:** 1707M52-012			
Collection Date: 7/26/2017 4:10:00 PM				**Matrix:** Groundwater			
Total Metals by ICP/MS SW6020B				**(SW3005A)**			
Barium	0.0920		0.000185	0.00400	mg/L	246116	1
Chromium	0.0167		0.000193	0.0100	mg/L	246116	1
Nickel	0.0341		0.000210	0.0200	mg/L	246116	1
Zinc	0.0764		0.000580	0.0200	mg/L	246116	1
SIM Polynuclear Aromatic Hydrocarbons SW8270D				**(SW3510C)**			
Anthracene	0.063		0.026	0.050	ug/L	246108	1

Qualifiers:

- * Value exceeds maximum contaminant level
- BRL Below reporting limit
- H Holding times for preparation or analysis exceeded
- N Analyte not NELAC certified
- B Analyte detected in the associated method blank
- > Greater than Result value
- E Estimated (value above quantitation range)
- S Spike Recovery outside limits due to matrix
- Narr See case narrative
- NC Not confirmed
- < Less than Result value
- J Estimated value detected below Reporting Limit

AES ANALYTICAL ENVIRONMENTAL SERVICES, INC.

SAMPLE/COOLER RECEIPT CHECKLIST

1. Client Name: _____ AES Work Order Number: _____

2. Carrier: FedEx ☐ UPS ☐ USPS ☐ Client ☐ Courier ☐ Other _____

		Yes	No	N/A	Details	Comments
3.	Shipping container/cooler received in good condition?				damaged ☐ leaking ☐ other ☐	
4.	Custody seals present on shipping container?					
5.	Custody seals intact on shipping container?					
6.	Temperature blanks present?					
7.	Cooler temperature(s) within limits of 0-6°C? [See item 13 and 14 for temperature recordings.]				Cooling initiated for recently collected samples / ice present ☐	
8.	Chain of Custody (COC) present?					
9.	Chain of Custody signed, dated, and timed when relinquished and received?					
10.	Sampler name and/or signature on COC?					
11.	Were all samples received within holding time?					
12.	TAT marked on the COC?				If no TAT indicated, proceeded with standard TAT per Terms & Conditions. ☐	

13. Cooler 1 Temperature _____ °C Cooler 2 Temperature _____ °C Cooler 3 Temperature _____ °C Cooler 4 Temperature _____ °C

Cooler 5 Temperature _____ °C Cooler 6 Temperature _____ °C Cooler 7 Temperature _____ °C Cooler 8 Temperature _____ °C

15. Comments: _____

I certify that I have completed sections 1-15 (dated initials). _____

		Yes	No	N/A	Details	Comments
16.	Were sample containers intact upon receipt?					
17.	Custody seals present on sample containers?					
18.	Custody seals intact on sample containers?					
19.	Do sample container labels match the COC?				incomplete info ☐ illegible ☐ no label ☐ other ☐	
20.	Are analyses requested indicated on the COC?					
21.	Were all of the samples listed on the COC received?				samples received but not listed on COC ☐ samples listed on COC not received ☐	
22.	Was the sample collection date/time noted?					
23.	Did we receive sufficient sample volume for indicated analyses?					
24.	Were samples received in appropriate containers?					
25.	Were VOA samples received without headspace (< 1/4" bubble)?					
26.	Were trip blanks submitted?				listed on COC ☐ not listed on COC ☐	

27. Comments: _____

I certify that I have completed sections 16-27 (dated initials). _____

		Yes	No	N/A	Details	Comments
28.	Have containers needing chemical preservation been checked? *					
29.	Containers meet preservation guidelines?					
30.	Was pH adjusted at Sample Receipt?					

I certify that I have completed sections 28-30 (dated initials). _____

Analytical Environmental Services, Inc

Date: 3-Aug-17

Client: AMEC Foster Wheeler
Project Name: AGL Augusta
Lab Order: 1707M52

Dates Report

Lab Sample ID	Client Sample ID	Collection Date	Matrix	Test Name	TCLP Date	Prep Date	Analysis Date
1707M52-001A	TB-02-0717	7/26/2017 8:30:00AM	Aqueous	Volatile Organic Compounds by GC/MS		7/31/2017 9:09:00AM	07/31/2017
1707M52-002A	MW-214-0717	7/26/2017 9:42:00AM	Groundwater	Volatile Organic Compounds by GC/MS		7/31/2017 9:09:00AM	07/31/2017
1707M52-002B	MW-214-0717	7/26/2017 9:42:00AM	Groundwater	Total Metals by ICP/MS		7/28/2017 11:26:00AM	08/01/2017
1707M52-002B	MW-214-0717	7/26/2017 9:42:00AM	Groundwater	TOTAL MERCURY		7/31/2017 9:21:00PM	08/01/2017
1707M52-002C	MW-214-0717	7/26/2017 9:42:00AM	Groundwater	Cyanide		8/2/2017 10:00:00AM	08/02/2017
1707M52-002D	MW-214-0717	7/26/2017 9:42:00AM	Groundwater	Polynuclear Aromatic Hydrocarbons		7/28/2017 9:30:00AM	07/28/2017
1707M52-003A	MW-22-0717	7/26/2017 10:44:00AM	Groundwater	Volatile Organic Compounds by GC/MS		7/31/2017 9:09:00AM	07/31/2017
1707M52-003B	MW-22-0717	7/26/2017 10:44:00AM	Groundwater	Total Metals by ICP/MS		7/28/2017 11:26:00AM	08/01/2017
1707M52-003B	MW-22-0717	7/26/2017 10:44:00AM	Groundwater	TOTAL MERCURY		7/31/2017 9:21:00PM	08/01/2017
1707M52-003C	MW-22-0717	7/26/2017 10:44:00AM	Groundwater	Cyanide		8/2/2017 10:00:00AM	08/02/2017
1707M52-003D	MW-22-0717	7/26/2017 10:44:00AM	Groundwater	Polynuclear Aromatic Hydrocarbons		7/28/2017 9:30:00AM	07/28/2017
1707M52-004A	MW-205-0717	7/26/2017 12:32:00PM	Groundwater	Volatile Organic Compounds by GC/MS		7/31/2017 9:09:00AM	07/31/2017
1707M52-004B	MW-205-0717	7/26/2017 12:32:00PM	Groundwater	Total Metals by ICP/MS		7/28/2017 11:26:00AM	08/01/2017
1707M52-004B	MW-205-0717	7/26/2017 12:32:00PM	Groundwater	TOTAL MERCURY		7/31/2017 9:21:00PM	08/01/2017
1707M52-004C	MW-205-0717	7/26/2017 12:32:00PM	Groundwater	Cyanide		8/2/2017 10:00:00AM	08/02/2017
1707M52-004D	MW-205-0717	7/26/2017 12:32:00PM	Groundwater	Polynuclear Aromatic Hydrocarbons		7/28/2017 9:30:00AM	07/28/2017
1707M52-004D	MW-205-0717	7/26/2017 12:32:00PM	Groundwater	Polynuclear Aromatic Hydrocarbons		7/28/2017 9:30:00AM	07/31/2017
1707M52-005A	MW-512BR-0717	7/26/2017 10:41:00AM	Groundwater	Volatile Organic Compounds by GC/MS		7/31/2017 9:09:00AM	07/31/2017
1707M52-005B	MW-512BR-0717	7/26/2017 10:41:00AM	Groundwater	Total Metals by ICP/MS		7/28/2017 11:26:00AM	08/01/2017
1707M52-005B	MW-512BR-0717	7/26/2017 10:41:00AM	Groundwater	TOTAL MERCURY		7/31/2017 9:21:00PM	08/01/2017
1707M52-005C	MW-512BR-0717	7/26/2017 10:41:00AM	Groundwater	Cyanide		8/2/2017 10:00:00AM	08/02/2017
1707M52-005D	MW-512BR-0717	7/26/2017 10:41:00AM	Groundwater	Polynuclear Aromatic Hydrocarbons		7/28/2017 9:30:00AM	07/28/2017
1707M52-006A	MW-600-0717	7/26/2017 12:36:00PM	Groundwater	Volatile Organic Compounds by GC/MS		7/31/2017 9:09:00AM	07/31/2017
1707M52-006B	MW-600-0717	7/26/2017 12:36:00PM	Groundwater	Total Metals by ICP/MS		7/28/2017 11:26:00AM	08/01/2017
1707M52-006B	MW-600-0717	7/26/2017 12:36:00PM	Groundwater	TOTAL MERCURY		7/31/2017 9:21:00PM	08/01/2017
1707M52-006C	MW-600-0717	7/26/2017 12:36:00PM	Groundwater	Cyanide		8/2/2017 10:00:00AM	08/02/2017
1707M52-006D	MW-600-0717	7/26/2017 12:36:00PM	Groundwater	Polynuclear Aromatic Hydrocarbons		7/28/2017 9:30:00AM	07/28/2017
1707M52-006D	MW-600-0717	7/26/2017 12:36:00PM	Groundwater	Polynuclear Aromatic Hydrocarbons		7/28/2017 9:30:00AM	07/31/2017
1707M52-006D	MW-600-0717	7/26/2017 12:36:00PM	Groundwater	Polynuclear Aromatic Hydrocarbons		7/28/2017 9:30:00AM	08/01/2017

Analytical Environmental Services, Inc

Date: 3-Aug-17

Client: AMEC Foster Wheeler
Project Name: AGL Augusta
Lab Order: 1707M52

Dates Report

Lab Sample ID	Client Sample ID	Collection Date	Matrix	Test Name	TCLP Date	Prep Date	Analysis Date
1707M52-007A	DUP-3-0717	7/26/2017 12:00:00PM	Groundwater	Volatile Organic Compounds by GC/MS		7/31/2017 9:09:00AM	07/31/2017
1707M52-007B	DUP-3-0717	7/26/2017 12:00:00PM	Groundwater	Total Metals by ICP/MS		7/28/2017 11:26:00AM	08/01/2017
1707M52-007B	DUP-3-0717	7/26/2017 12:00:00PM	Groundwater	TOTAL MERCURY		7/31/2017 9:21:00PM	08/01/2017
1707M52-007C	DUP-3-0717	7/26/2017 12:00:00PM	Groundwater	Cyanide		8/2/2017 10:00:00AM	08/02/2017
1707M52-007D	DUP-3-0717	7/26/2017 12:00:00PM	Groundwater	Polynuclear Aromatic Hydrocarbons		7/28/2017 9:30:00AM	07/28/2017
1707M52-007D	DUP-3-0717	7/26/2017 12:00:00PM	Groundwater	Polynuclear Aromatic Hydrocarbons		7/28/2017 9:30:00AM	07/31/2017
1707M52-007D	DUP-3-0717	7/26/2017 12:00:00PM	Groundwater	Polynuclear Aromatic Hydrocarbons		7/28/2017 9:30:00AM	08/01/2017
1707M52-008A	MW-511BR-0717	7/26/2017 2:51:00PM	Groundwater	Volatile Organic Compounds by GC/MS		7/31/2017 9:09:00AM	07/31/2017
1707M52-008B	MW-511BR-0717	7/26/2017 2:51:00PM	Groundwater	Total Metals by ICP/MS		7/28/2017 11:26:00AM	08/01/2017
1707M52-008B	MW-511BR-0717	7/26/2017 2:51:00PM	Groundwater	TOTAL MERCURY		7/31/2017 9:21:00PM	08/01/2017
1707M52-008C	MW-511BR-0717	7/26/2017 2:51:00PM	Groundwater	Cyanide		8/2/2017 10:00:00AM	08/02/2017
1707M52-008D	MW-511BR-0717	7/26/2017 2:51:00PM	Groundwater	Polynuclear Aromatic Hydrocarbons		7/28/2017 9:30:00AM	07/28/2017
1707M52-008D	MW-511BR-0717	7/26/2017 2:51:00PM	Groundwater	Polynuclear Aromatic Hydrocarbons		7/28/2017 9:30:00AM	08/01/2017
1707M52-009A	MW-402D-0717	7/26/2017 10:15:00AM	Groundwater	Volatile Organic Compounds by GC/MS		7/31/2017 9:09:00AM	07/31/2017
1707M52-009B	MW-402D-0717	7/26/2017 10:15:00AM	Groundwater	Total Metals by ICP/MS		7/28/2017 11:26:00AM	08/01/2017
1707M52-009B	MW-402D-0717	7/26/2017 10:15:00AM	Groundwater	TOTAL MERCURY		7/31/2017 9:21:00PM	08/01/2017
1707M52-009C	MW-402D-0717	7/26/2017 10:15:00AM	Groundwater	Cyanide		8/2/2017 10:00:00AM	08/02/2017
1707M52-009D	MW-402D-0717	7/26/2017 10:15:00AM	Groundwater	Polynuclear Aromatic Hydrocarbons		7/28/2017 9:30:00AM	07/28/2017
1707M52-010A	MW-402S-0717	7/26/2017 11:40:00AM	Groundwater	Volatile Organic Compounds by GC/MS		7/31/2017 9:09:00AM	07/31/2017
1707M52-010B	MW-402S-0717	7/26/2017 11:40:00AM	Groundwater	Total Metals by ICP/MS		7/28/2017 11:26:00AM	08/01/2017
1707M52-010B	MW-402S-0717	7/26/2017 11:40:00AM	Groundwater	TOTAL MERCURY		7/31/2017 9:21:00PM	08/01/2017
1707M52-010C	MW-402S-0717	7/26/2017 11:40:00AM	Groundwater	Cyanide		8/2/2017 10:00:00AM	08/02/2017
1707M52-010D	MW-402S-0717	7/26/2017 11:40:00AM	Groundwater	Polynuclear Aromatic Hydrocarbons		7/28/2017 9:30:00AM	07/28/2017
1707M52-011A	MW-310BR-0717	7/26/2017 1:50:00PM	Groundwater	Volatile Organic Compounds by GC/MS		7/31/2017 9:09:00AM	08/01/2017
1707M52-011B	MW-310BR-0717	7/26/2017 1:50:00PM	Groundwater	Total Metals by ICP/MS		7/28/2017 11:26:00AM	08/01/2017
1707M52-011B	MW-310BR-0717	7/26/2017 1:50:00PM	Groundwater	TOTAL MERCURY		7/31/2017 9:21:00PM	08/01/2017
1707M52-011C	MW-310BR-0717	7/26/2017 1:50:00PM	Groundwater	Cyanide		8/2/2017 10:00:00AM	08/02/2017
1707M52-011D	MW-310BR-0717	7/26/2017 1:50:00PM	Groundwater	Polynuclear Aromatic Hydrocarbons		7/28/2017 9:30:00AM	07/28/2017
1707M52-012A	MW-19-0717	7/26/2017 4:10:00PM	Groundwater	Volatile Organic Compounds by GC/MS		7/31/2017 9:09:00AM	08/01/2017

Analytical Environmental Services, Inc

Date: 3-Aug-17

Client: AMEC Foster Wheeler
Project Name: AGL Augusta
Lab Order: 1707M52

Dates Report

Lab Sample ID	Client Sample ID	Collection Date	Matrix	Test Name	TCLP Date	Prep Date	Analysis Date
1707M52-012B	MW-19-0717	7/26/2017 4:10:00PM	Groundwater	Total Metals by ICP/MS		7/28/2017 11:26:00AM	08/01/2017
1707M52-012B	MW-19-0717	7/26/2017 4:10:00PM	Groundwater	TOTAL MERCURY		7/31/2017 9:21:00PM	08/01/2017
1707M52-012C	MW-19-0717	7/26/2017 4:10:00PM	Groundwater	Cyanide		8/2/2017 10:00:00AM	08/02/2017
1707M52-012D	MW-19-0717	7/26/2017 4:10:00PM	Groundwater	Polynuclear Aromatic Hydrocarbons		7/28/2017 9:30:00AM	07/28/2017

Client: AMEC Foster Wheeler
Project Name: AGL Augusta
Workorder: 1707M52

ANALYTICAL QC SUMMARY REPORT

BatchID: **246108**

Sample ID: **MB-246108** Client ID: Units: **ug/L** Prep Date: **07/28/2017** Run No: **348469**
SampleType: **MBLK** TestCode: **SIM Polynuclear Aromatic Hydrocarbons SW8270D** BatchID: **246108** Analysis Date: **07/28/2017** Seq No: **7659261**

Analyte	Result	RPT Limit	SPK value	SPK Ref Val	%REC	Low Limit	High Limit	RPD Ref Val	%RPD	RPD Limit	Qual
Acenaphthene	BRL	0.50									
Acenaphthylene	BRL	1.0									
Anthracene	BRL	0.050									
Benz(a)anthracene	BRL	0.050									
Benzo(a)pyrene	BRL	0.050									
Benzo(b)fluoranthene	BRL	0.10									
Benzo(g,h,i)perylene	BRL	0.10									
Benzo(k)fluoranthene	BRL	0.050									
Chrysene	BRL	0.050									
Dibenz(a,h)anthracene	BRL	0.10									
Fluoranthene	BRL	0.10									
Fluorene	BRL	0.10									
Indeno(1,2,3-cd)pyrene	BRL	0.050									
Naphthalene	BRL	0.50									
Phenanthrene	BRL	0.050									
Pyrene	BRL	0.050									
Surr: 4-Terphenyl-d14	1.775	0	2.000		88.7	58.5	125				

Sample ID: **LCS-246108** Client ID: Units: **ug/L** Prep Date: **07/28/2017** Run No: **348469**
SampleType: **LCS** TestCode: **SIM Polynuclear Aromatic Hydrocarbons SW8270D** BatchID: **246108** Analysis Date: **07/28/2017** Seq No: **7659262**

Analyte	Result	RPT Limit	SPK value	SPK Ref Val	%REC	Low Limit	High Limit	RPD Ref Val	%RPD	RPD Limit	Qual
Acenaphthene	2.192	0.50	2.000		110	69.1	117				
Acenaphthylene	2.142	1.0	2.000		107	59.7	118				
Anthracene	2.006	0.050	2.000		100	64.7	121				
Benz(a)anthracene	2.447	0.050	2.000		122	61.7	139				
Benzo(a)pyrene	2.321	0.050	2.000		116	65.1	124				

Qualifiers:
> Greater than Result value
< Less than Result value
B Analyte detected in the associated method blank
BRL Below reporting limit
E Estimated (value above quantitation range)
H Holding times for preparation or analysis exceeded
J Estimated value detected below Reporting Limit
N Analyte not NELAC certified
R RPD outside limits due to matrix
Rpt Lim Reporting Limit
S Spike Recovery outside limits due to matrix

Client: AMEC Foster Wheeler
Project Name: AGL Augusta
Workorder: 1707M52

ANALYTICAL QC SUMMARY REPORT

BatchID: **246108**

Sample ID: **LCS-246108** Client ID: Units: **ug/L** Prep Date: **07/28/2017** Run No: **348469**
SampleType: **LCS** TestCode: **SIM Polynuclear Aromatic Hydrocarbons SW8270D** BatchID: **246108** Analysis Date: **07/28/2017** Seq No: **7659262**

Analyte	Result	RPT Limit	SPK value	SPK Ref Val	%REC	Low Limit	High Limit	RPD Ref Val	%RPD	RPD Limit	Qual
Benzo(b)fluoranthene	2.572	0.10	2.000		129	60.8	129				
Benzo(g,h,i)perylene	2.340	0.10	2.000		117	60.1	129				
Benzo(k)fluoranthene	2.316	0.050	2.000		116	69.6	130				
Chrysene	2.193	0.050	2.000		110	76.5	127				
Dibenz(a,h)anthracene	2.218	0.10	2.000		111	55.2	126				
Fluoranthene	2.205	0.10	2.000		110	66.5	133				
Fluorene	2.167	0.10	2.000		108	66.1	122				
Indeno(1,2,3-cd)pyrene	2.266	0.050	2.000		113	58.8	132				
Naphthalene	2.115	0.50	2.000		106	60.6	120				
Phenanthrene	2.154	0.050	2.000		108	65.9	118				
Pyrene	2.230	0.050	2.000		112	70.2	129				
Surr: 4-Terphenyl-d14	2.065	0	2.000		103	58.5	125				

Sample ID: **1707M52-003DMS** Client ID: **MW-22-0717** Units: **ug/L** Prep Date: **07/28/2017** Run No: **348469**
SampleType: **MS** TestCode: **SIM Polynuclear Aromatic Hydrocarbons SW8270D** BatchID: **246108** Analysis Date: **07/28/2017** Seq No: **7659264**

Analyte	Result	RPT Limit	SPK value	SPK Ref Val	%REC	Low Limit	High Limit	RPD Ref Val	%RPD	RPD Limit	Qual
Acenaphthene	1.819	0.50	2.000		91.0	49.7	118				
Acenaphthylene	1.868	1.0	2.000		93.4	56.7	120				
Anthracene	1.813	0.050	2.000		90.6	54.4	117				
Benz(a)anthracene	2.124	0.050	2.000		106	52.4	135				
Benzo(a)pyrene	1.951	0.050	2.000		97.6	51.5	117				
Benzo(b)fluoranthene	2.141	0.10	2.000		107	45.6	124				
Benzo(g,h,i)perylene	1.832	0.10	2.000		91.6	45.9	120				
Benzo(k)fluoranthene	1.847	0.050	2.000		92.4	51.8	122				
Chrysene	1.859	0.050	2.000		92.9	59.9	120				
Dibenz(a,h)anthracene	1.738	0.10	2.000		86.9	41.6	120				
Fluoranthene	1.904	0.10	2.000		95.2	59.7	122				

Qualifiers:
> Greater than Result value
< Less than Result value
B Analyte detected in the associated method blank
BRL Below reporting limit
E Estimated (value above quantitation range)
H Holding times for preparation or analysis exceeded
J Estimated value detected below Reporting Limit
N Analyte not NELAC certified
R RPD outside limits due to matrix
Rpt Lim Reporting Limit
S Spike Recovery outside limits due to matrix

Client: AMEC Foster Wheeler
Project Name: AGL Augusta
Workorder: 1707M52

ANALYTICAL QC SUMMARY REPORT

BatchID: **246108**

Sample ID: **1707M52-003DMS** Client ID: **MW-22-0717** Units: **ug/L** Prep Date: **07/28/2017** Run No: **348469**
SampleType: **MS** TestCode: **SIM Polynuclear Aromatic Hydrocarbons SW8270D** BatchID: **246108** Analysis Date: **07/28/2017** Seq No: **7659264**

Analyte	Result	RPT Limit	SPK value	SPK Ref Val	%REC	Low Limit	High Limit	RPD Ref Val	%RPD	RPD Limit	Qual
Fluorene	1.840	0.10	2.000		92.0	57.9	117				
Indeno(1,2,3-cd)pyrene	1.807	0.050	2.000		90.4	45.5	120				
Naphthalene	1.779	0.50	2.000		88.9	53.9	120				
Phenanthrene	1.899	0.050	2.000		94.9	58.1	120				
Pyrene	1.903	0.050	2.000		95.2	61.6	120				
Surr: 4-Terphenyl-d14	1.719	0	2.000		86.0	58.5	125				

Sample ID: **1707M52-003DMSD** Client ID: **MW-22-0717** Units: **ug/L** Prep Date: **07/28/2017** Run No: **348469**
SampleType: **MSD** TestCode: **SIM Polynuclear Aromatic Hydrocarbons SW8270D** BatchID: **246108** Analysis Date: **07/28/2017** Seq No: **7659265**

Analyte	Result	RPT Limit	SPK value	SPK Ref Val	%REC	Low Limit	High Limit	RPD Ref Val	%RPD	RPD Limit	Qual
Acenaphthene	1.833	0.50	2.000		91.6	49.7	118	1.819	0.740	17.4	
Acenaphthylene	1.787	1.0	2.000		89.4	56.7	120	1.868	4.42	19.5	
Anthracene	1.791	0.050	2.000		89.6	54.4	117	1.813	1.19	24.5	
Benz(a)anthracene	2.022	0.050	2.000		101	52.4	135	2.124	4.95	30.2	
Benzo(a)pyrene	1.895	0.050	2.000		94.7	51.5	117	1.951	2.95	25.6	
Benzo(b)fluoranthene	2.131	0.10	2.000		107	45.6	124	2.141	0.489	20.9	
Benzo(g,h,i)perylene	1.839	0.10	2.000		91.9	45.9	120	1.832	0.361	28.6	
Benzo(k)fluoranthene	1.913	0.050	2.000		95.7	51.8	122	1.847	3.49	28.6	
Chrysene	1.861	0.050	2.000		93.0	59.9	120	1.859	0.092	26.4	
Dibenz(a,h)anthracene	1.718	0.10	2.000		85.9	41.6	120	1.738	1.20	17.8	
Fluoranthene	1.892	0.10	2.000		94.6	59.7	122	1.904	0.631	22.1	
Fluorene	1.836	0.10	2.000		91.8	57.9	117	1.840	0.197	20.8	
Indeno(1,2,3-cd)pyrene	1.796	0.050	2.000		89.8	45.5	120	1.807	0.638	19.3	
Naphthalene	1.821	0.50	2.000		91.1	53.9	120	1.779	2.38	20.6	
Phenanthrene	1.873	0.050	2.000		93.6	58.1	120	1.899	1.37	19.4	
Pyrene	1.899	0.050	2.000		94.9	61.6	120	1.903	0.248	21.2	
Surr: 4-Terphenyl-d14	1.753	0	2.000		87.6	58.5	125	1.719	0	0	

Qualifiers:
- > Greater than Result value
- BRL Below reporting limit
- J Estimated value detected below Reporting Limit
- Rpt Lim Reporting Limit
- < Less than Result value
- E Estimated (value above quantitation range)
- N Analyte not NELAC certified
- S Spike Recovery outside limits due to matrix
- B Analyte detected in the associated method blank
- H Holding times for preparation or analysis exceeded
- R RPD outside limits due to matrix

Client: AMEC Foster Wheeler
Project Name: AGL Augusta
Workorder: 1707M52

ANALYTICAL QC SUMMARY REPORT

BatchID: 246108

Analytical Environmental Services, Inc **Date:** 3-Aug-17

Client: AMEC Foster Wheeler
Project Name: AGL Augusta
Workorder: 1707M52

ANALYTICAL QC SUMMARY REPORT

BatchID: 246116

Sample ID: **MB-246116** Client ID: Units: **mg/L** Prep Date: **07/28/2017** Run No: **348762**
SampleType: **MBLK** TestCode: **Total Metals by ICP/MS SW6020B** BatchID: **246116** Analysis Date: **07/31/2017** Seq No: **7663169**

Analyte	Result	RPT Limit	SPK value	SPK Ref Val	%REC	Low Limit	High Limit	RPD Ref Val	%RPD	RPD Limit	Qual
Antimony	BRL	0.00500									
Arsenic	BRL	0.00500									
Barium	BRL	0.0100									
Beryllium	BRL	0.00100									
Cadmium	BRL	0.000700									
Chromium	BRL	0.00500									
Copper	BRL	0.00200									
Lead	BRL	0.00100									
Nickel	BRL	0.00500									
Selenium	BRL	0.00500									
Thallium	BRL	0.00100									
Vanadium	BRL	0.00500									
Zinc	BRL	0.0100									

Sample ID: **LCS-246116** Client ID: Units: **mg/L** Prep Date: **07/28/2017** Run No: **348762**
SampleType: **LCS** TestCode: **Total Metals by ICP/MS SW6020B** BatchID: **246116** Analysis Date: **08/01/2017** Seq No: **7663170**

Analyte	Result	RPT Limit	SPK value	SPK Ref Val	%REC	Low Limit	High Limit	RPD Ref Val	%RPD	RPD Limit	Qual
Antimony	0.09966	0.00500	0.1000		99.7	80	120				
Arsenic	0.1006	0.00500	0.1000		101	80	120				
Barium	0.09770	0.0100	0.1000		97.7	80	120				
Beryllium	0.09928	0.00100	0.1000		99.3	80	120				
Cadmium	0.1023	0.000700	0.1000		102	80	120				

Qualifiers:
> Greater than Result value
< Less than Result value
B Analyte detected in the associated method blank
BRL Below reporting limit
E Estimated (value above quantitation range)
H Holding times for preparation or analysis exceeded
J Estimated value detected below Reporting Limit
N Analyte not NELAC certified
R RPD outside limits due to matrix
Rpt Lim Reporting Limit
S Spike Recovery outside limits due to matrix

Client: AMEC Foster Wheeler
Project Name: AGL Augusta
Workorder: 1707M52

ANALYTICAL QC SUMMARY REPORT

BatchID: **246116**

Sample ID: **LCS-246116** Client ID: Units: **mg/L** Prep Date: **07/28/2017** Run No: **348762**
SampleType: **LCS** TestCode: **Total Metals by ICP/MS SW6020B** BatchID: **246116** Analysis Date: **08/01/2017** Seq No: **7663170**

Analyte	Result	RPT Limit	SPK value	SPK Ref Val	%REC	Low Limit	High Limit	RPD Ref Val	%RPD	RPD Limit	Qual
Chromium	0.09918	0.00500	0.1000	0.0003040	98.9	80	120				
Copper	0.09860	0.00200	0.1000		98.6	80	120				
Lead	0.1003	0.00100	0.1000		100	80	120				
Nickel	0.09831	0.00500	0.1000		98.3	80	120				
Selenium	0.1026	0.00500	0.1000		103	80	120				
Thallium	0.09813	0.00100	0.1000		98.1	80	120				
Vanadium	0.09725	0.00500	0.1000		97.2	80	120				
Zinc	0.1005	0.0100	0.1000	0.0008670	99.6	80	120				

Sample ID: **1707M37-021BMS** Client ID: Units: **mg/L** Prep Date: **07/28/2017** Run No: **348762**
SampleType: **MS** TestCode: **Total Metals by ICP/MS SW6020B** BatchID: **246116** Analysis Date: **08/01/2017** Seq No: **7663172**

Analyte	Result	RPT Limit	SPK value	SPK Ref Val	%REC	Low Limit	High Limit	RPD Ref Val	%RPD	RPD Limit	Qual
Antimony	0.1028	0.00500	0.1000		103	75	125				
Arsenic	0.1020	0.00500	0.1000	0.0009110	101	75	125				
Barium	0.1571	0.0100	0.1000	0.05540	102	75	125				
Beryllium	0.1031	0.00100	0.1000		103	75	125				
Cadmium	0.1037	0.000700	0.1000		104	75	125				
Chromium	0.1006	0.00500	0.1000	0.0005050	100	75	125				
Copper	0.1004	0.00200	0.1000	0.0002530	100	75	125				
Lead	0.1035	0.00100	0.1000		104	75	125				
Nickel	0.09942	0.00500	0.1000	0.0004440	99.0	75	125				
Selenium	0.1064	0.00500	0.1000	0.003268	103	75	125				
Thallium	0.1021	0.00100	0.1000	0.0003820	102	75	125				
Vanadium	0.09855	0.00500	0.1000		98.6	75	125				
Zinc	0.1049	0.0100	0.1000	0.02782	77.1	75	125				

Qualifiers:

>	Greater than Result value	<	Less than Result value	B	Analyte detected in the associated method blank
BRL	Below reporting limit	E	Estimated (value above quantitation range)	H	Holding times for preparation or analysis exceeded
J	Estimated value detected below Reporting Limit	N	Analyte not NELAC certified	R	RPD outside limits due to matrix
Rpt Lim	Reporting Limit	S	Spike Recovery outside limits due to matrix		

Client: AMEC Foster Wheeler
Project Name: AGL Augusta
Workorder: 1707M52

ANALYTICAL QC SUMMARY REPORT

BatchID: **246116**

Sample ID: **1707M37-021BMSD** Client ID: Units: **mg/L** Prep Date: **07/28/2017** Run No: **348762**
SampleType: **MSD** TestCode: **Total Metals by ICP/MS SW6020B** BatchID: **246116** Analysis Date: **08/01/2017** Seq No: **7663177**

Analyte	Result	RPT Limit	SPK value	SPK Ref Val	%REC	Low Limit	High Limit	RPD Ref Val	%RPD	RPD Limit	Qual
Antimony	0.1013	0.00500	0.1000		101	75	125	0.1028	1.47	20	
Arsenic	0.1000	0.00500	0.1000	0.0009110	99.1	75	125	0.1020	1.98	20	
Barium	0.1549	0.0100	0.1000	0.05540	99.5	75	125	0.1571	1.41	20	
Beryllium	0.1022	0.00100	0.1000		102	75	125	0.1031	0.877	20	
Cadmium	0.1027	0.000700	0.1000		103	75	125	0.1037	0.969	20	
Chromium	0.09896	0.00500	0.1000	0.0005050	98.5	75	125	0.1006	1.64	20	
Copper	0.09895	0.00200	0.1000	0.0002530	98.7	75	125	0.1004	1.45	20	
Lead	0.1016	0.00100	0.1000		102	75	125	0.1035	1.85	20	
Nickel	0.09750	0.00500	0.1000	0.0004440	97.1	75	125	0.09942	1.95	20	
Selenium	0.1034	0.00500	0.1000	0.003268	100	75	125	0.1064	2.86	20	
Thallium	0.1004	0.00100	0.1000	0.0003820	100	75	125	0.1021	1.68	20	
Vanadium	0.09703	0.00500	0.1000		97.0	75	125	0.09855	1.55	20	
Zinc	0.1039	0.0100	0.1000	0.02782	76.1	75	125	0.1049	0.958	20	

Qualifiers:

>	Greater than Result value	<	Less than Result value	B	Analyte detected in the associated method blank
BRL	Below reporting limit	E	Estimated (value above quantitation range)	H	Holding times for preparation or analysis exceeded
J	Estimated value detected below Reporting Limit	N	Analyte not NELAC certified	R	RPD outside limits due to matrix
Rpt Lim	Reporting Limit	S	Spike Recovery outside limits due to matrix		

Client: AMEC Foster Wheeler
Project Name: AGL Augusta
Workorder: 1707M52

ANALYTICAL QC SUMMARY REPORT

BatchID: 246131

Sample ID: **MB-246131** Client ID: Units: **mg/L** Prep Date: **07/31/2017** Run No: **348745**
SampleType: **MBLK** TestCode: **Mercury, Total SW7470A** BatchID: **246131** Analysis Date: **07/31/2017** Seq No: **7661462**

Analyte	Result	RPT Limit	SPK value	SPK Ref Val	%REC	Low Limit	High Limit	RPD Ref Val	%RPD	RPD Limit	Qual
Mercury	BRL	0.00020									

Sample ID: **LCS-246131** Client ID: Units: **mg/L** Prep Date: **07/31/2017** Run No: **348745**
SampleType: **LCS** TestCode: **Mercury, Total SW7470A** BatchID: **246131** Analysis Date: **07/31/2017** Seq No: **7661463**

Analyte	Result	RPT Limit	SPK value	SPK Ref Val	%REC	Low Limit	High Limit	RPD Ref Val	%RPD	RPD Limit	Qual
Mercury	0.004059	0.00020	0.0040		101	80	120				

Sample ID: **1707P33-001AMS** Client ID: Units: **mg/L** Prep Date: **07/31/2017** Run No: **348745**
SampleType: **MS** TestCode: **Mercury, Total SW7470A** BatchID: **246131** Analysis Date: **07/31/2017** Seq No: **7661465**

Analyte	Result	RPT Limit	SPK value	SPK Ref Val	%REC	Low Limit	High Limit	RPD Ref Val	%RPD	RPD Limit	Qual
Mercury	0.004008	0.00020	0.0040		100	70	130				

Sample ID: **1707P33-001AMSD** Client ID: Units: **mg/L** Prep Date: **07/31/2017** Run No: **348745**
SampleType: **MSD** TestCode: **Mercury, Total SW7470A** BatchID: **246131** Analysis Date: **07/31/2017** Seq No: **7661466**

Analyte	Result	RPT Limit	SPK value	SPK Ref Val	%REC	Low Limit	High Limit	RPD Ref Val	%RPD	RPD Limit	Qual
Mercury	0.004006	0.00020	0.0040		100	70	130	0.004008	0.046	20	

Qualifiers:

>	Greater than Result value	<	Less than Result value	B	Analyte detected in the associated method blank
BRL	Below reporting limit	E	Estimated (value above quantitation range)	H	Holding times for preparation or analysis exceeded
J	Estimated value detected below Reporting Limit	N	Analyte not NELAC certified	R	RPD outside limits due to matrix
Rpt Lim	Reporting Limit	S	Spike Recovery outside limits due to matrix		

Client: AMEC Foster Wheeler
Project Name: AGL Augusta
Workorder: 1707M52

ANALYTICAL QC SUMMARY REPORT

BatchID: 246209

Sample ID: **MB-246209** Client ID: Units: **ug/L** Prep Date: **07/31/2017** Run No: **348650**
SampleType: **MBLK** TestCode: **Volatile Organic Compounds by GC/MS SW8260B** BatchID: **246209** Analysis Date: **07/31/2017** Seq No: **7660776**

Analyte	Result	RPT Limit	SPK value	SPK Ref Val	%REC	Low Limit	High Limit	RPD Ref Val	%RPD	RPD Limit	Qual
Acetone	BRL	50									
Benzene	BRL	5.0									
Carbon disulfide	BRL	5.0									
Ethylbenzene	BRL	5.0									
Methylene chloride	BRL	5.0									
Toluene	BRL	5.0									
Trichloroethene	BRL	5.0									
Xylenes, Total	BRL	5.0									
Surr: 4-Bromofluorobenzene	42.61	0	50.00		85.2	66.1	129				
Surr: Dibromofluoromethane	55.13	0	50.00		110	83.6	123				
Surr: Toluene-d8	48.76	0	50.00		97.5	81.8	118				

Sample ID: **LCS-246209** Client ID: Units: **ug/L** Prep Date: **07/31/2017** Run No: **348650**
SampleType: **LCS** TestCode: **Volatile Organic Compounds by GC/MS SW8260B** BatchID: **246209** Analysis Date: **07/31/2017** Seq No: **7660775**

Analyte	Result	RPT Limit	SPK value	SPK Ref Val	%REC	Low Limit	High Limit	RPD Ref Val	%RPD	RPD Limit	Qual
Benzene	53.99	5.0	50.00		108	74	125				
Toluene	57.64	5.0	50.00		115	75.9	126				
Trichloroethene	59.41	5.0	50.00		119	70.6	129				
Surr: 4-Bromofluorobenzene	42.85	0	50.00		85.7	66.1	129				
Surr: Dibromofluoromethane	55.11	0	50.00		110	83.6	123				
Surr: Toluene-d8	47.75	0	50.00		95.5	81.8	118				

Sample ID: **1707M52-006AMS** Client ID: **MW-600-0717** Units: **ug/L** Prep Date: **07/31/2017** Run No: **348650**
SampleType: **MS** TestCode: **Volatile Organic Compounds by GC/MS SW8260B** BatchID: **246209** Analysis Date: **07/31/2017** Seq No: **7660779**

Analyte	Result	RPT Limit	SPK value	SPK Ref Val	%REC	Low Limit	High Limit	RPD Ref Val	%RPD	RPD Limit	Qual
Benzene	39100	2500	25000	20290	75.2	71.6	132				

Qualifiers:

>	Greater than Result value	<	Less than Result value	B	Analyte detected in the associated method blank
BRL	Below reporting limit	E	Estimated (value above quantitation range)	H	Holding times for preparation or analysis exceeded
J	Estimated value detected below Reporting Limit	N	Analyte not NELAC certified	R	RPD outside limits due to matrix
Rpt Lim	Reporting Limit	S	Spike Recovery outside limits due to matrix		

Client: AMEC Foster Wheeler
Project Name: AGL Augusta
Workorder: 1707M52

ANALYTICAL QC SUMMARY REPORT

BatchID: **246209**

Sample ID: **1707M52-006AMS** Client ID: **MW-600-0717** Units: **ug/L** Prep Date: **07/31/2017** Run No: **348650**
SampleType: **MS** TestCode: **Volatile Organic Compounds by GC/MS SW8260B** BatchID: **246209** Analysis Date: **07/31/2017** Seq No: **7660779**

Analyte	Result	RPT Limit	SPK value	SPK Ref Val	%REC	Low Limit	High Limit	RPD Ref Val	%RPD	RPD Limit	Qual
Toluene	28580	2500	25000	8440	80.6	72.5	135				
Trichloroethene	19050	2500	25000		76.2	70.2	132				
Surr: 4-Bromofluorobenzene	22340	0	25000		89.4	66.1	129				
Surr: Dibromofluoromethane	26170	0	25000		105	83.6	123				
Surr: Toluene-d8	23640	0	25000		94.6	81.8	118				

Sample ID: **1707M52-006AMSD** Client ID: **MW-600-0717** Units: **ug/L** Prep Date: **07/31/2017** Run No: **348650**
SampleType: **MSD** TestCode: **Volatile Organic Compounds by GC/MS SW8260B** BatchID: **246209** Analysis Date: **07/31/2017** Seq No: **7660780**

Analyte	Result	RPT Limit	SPK value	SPK Ref Val	%REC	Low Limit	High Limit	RPD Ref Val	%RPD	RPD Limit	Qual
Benzene	41830	2500	25000	20290	86.1	71.6	132	39100	6.75	20.7	
Toluene	31240	2500	25000	8440	91.2	72.5	135	28580	8.88	23.2	
Trichloroethene	20900	2500	25000		83.6	70.2	132	19050	9.26	27.7	
Surr: 4-Bromofluorobenzene	21860	0	25000		87.4	66.1	129	22340	0	0	
Surr: Dibromofluoromethane	26380	0	25000		106	83.6	123	26170	0	0	
Surr: Toluene-d8	23790	0	25000		95.2	81.8	118	23640	0	0	

Qualifiers:

>	Greater than Result value	<	Less than Result value	B	Analyte detected in the associated method blank
BRL	Below reporting limit	E	Estimated (value above quantitation range)	H	Holding times for preparation or analysis exceeded
J	Estimated value detected below Reporting Limit	N	Analyte not NELAC certified	R	RPD outside limits due to matrix
Rpt Lim	Reporting Limit	S	Spike Recovery outside limits due to matrix		

Client: AMEC Foster Wheeler
Project Name: AGL Augusta
Workorder: 1707M52

ANALYTICAL QC SUMMARY REPORT

BatchID: **246328**

Sample ID: **MB-246328** Client ID: Units: **mg/L** Prep Date: **08/02/2017** Run No: **348848**
SampleType: **MBLK** TestCode: **Cyanide SW9014** BatchID: **246328** Analysis Date: **08/02/2017** Seq No: **7664197**

Analyte	Result	RPT Limit	SPK value	SPK Ref Val	%REC	Low Limit	High Limit	RPD Ref Val	%RPD	RPD Limit	Qual
Cyanide, Total	BRL	0.010									

Sample ID: **LCS-246328** Client ID: Units: **mg/L** Prep Date: **08/02/2017** Run No: **348848**
SampleType: **LCS** TestCode: **Cyanide SW9014** BatchID: **246328** Analysis Date: **08/02/2017** Seq No: **7664198**

Analyte	Result	RPT Limit	SPK value	SPK Ref Val	%REC	Low Limit	High Limit	RPD Ref Val	%RPD	RPD Limit	Qual
Cyanide, Total	0.2660	0.010	0.2500		106	85	115				

Sample ID: **1707M54-012CMS** Client ID: Units: **mg/L** Prep Date: **08/02/2017** Run No: **348848**
SampleType: **MS** TestCode: **Cyanide SW9014** BatchID: **246328** Analysis Date: **08/02/2017** Seq No: **7664222**

Analyte	Result	RPT Limit	SPK value	SPK Ref Val	%REC	Low Limit	High Limit	RPD Ref Val	%RPD	RPD Limit	Qual
Cyanide, Total	0.2360	0.010	0.2500		94.4	70	130				

Sample ID: **1707M54-012CMSD** Client ID: Units: **mg/L** Prep Date: **08/02/2017** Run No: **348848**
SampleType: **MSD** TestCode: **Cyanide SW9014** BatchID: **246328** Analysis Date: **08/02/2017** Seq No: **7664223**

Analyte	Result	RPT Limit	SPK value	SPK Ref Val	%REC	Low Limit	High Limit	RPD Ref Val	%RPD	RPD Limit	Qual
Cyanide, Total	0.2320	0.010	0.2500		92.8	70	130	0.2360	1.71	20	

Qualifiers:

>	Greater than Result value	<	Less than Result value	B	Analyte detected in the associated method blank
BRL	Below reporting limit	E	Estimated (value above quantitation range)	H	Holding times for preparation or analysis exceeded
J	Estimated value detected below Reporting Limit	N	Analyte not NELAC certified	R	RPD outside limits due to matrix
Rpt Lim	Reporting Limit	S	Spike Recovery outside limits due to matrix		

ANALYTICAL ENVIRONMENTAL SERVICES, INC.

AES

August 07, 2017

John Quinn
AMEC Foster Wheeler

1075 Big Shanty Rd NW
Kennesaw GA 30144

RE: AGL Augusta

Dear John Quinn: Order No: 1707M53

Analytical Environmental Services, Inc. received 15 samples on 7/27/2017 10:20:00 AM for the analyses presented in following report.

No problems were encountered during the analyses. Additionally, all results for the associated Quality Control samples were within EPA and/or AES established limits. Any discrepancies associated with the analyses contained herein will be noted and submitted in the form of a project Case Narrative.
AES's accreditations are as follows:
-NELAC/Florida State Laboratory ID E87582 for analysis of Non-Potable Water, Solid & Chemical Materials, and Drinking Water Microbiology, effective 07/01/17-06/30/18.
State of Georgia, Department of Natural Resources ID #800 for analysis of Drinking Water Metals, effective 07/01/17-06/30/18 and Total Coliforms and E. coli, effective 04/25/17-04/24/20.
-NELAC/Louisiana Agency Interest No. 100818 for or analysis of Non-Potable Water and Solid & Chemical Materials, effective 07/01/17-06/30/18.
-AIHA-LAP, LLC Laboratory ID: 100671 for Industrial Hygiene samples (Organics, Metals, PCM Asbestos, Gravimetric), Environmental Lead (Paint, Soil, Dust Wipes, Air), and Environmental Microbiology (Fungal) Direct Examination, effective until 09/01/17.

These results relate only to the items tested. This report may only be reproduced in full.

If you have any questions regarding these test results, please feel free to call.

Sincerely,

Ioana Pacurar

Ioana Pacurar

Project Manager

3080 Presidential Drive • Atlanta, Georgia 30340 • Tel: 770.457.8177 • Fax: 770.457.8188 • Toll Free: 800.972.4889
www.aesatlanta.com

ANALYTICAL ENVIRONMENTAL SERVICES, INC.
3080 Presidential Drive Atlanta, GA 30340-3704
Phone: (770) 457-8177 / Toll-Free: (800) 972-4889 / Fax: (770) 457-8188

AES

CHAIN OF CUSTODY

Work Order: 1707M53

Date: 7/26/17 Page 1 of 2

COMPANY: Amec Foster Wheeler

ADDRESS: 1075 Big Shanty Rd, Ste 100 Kennesaw, GA 30144

PHONE: 770-421-3400

EMAIL:

SAMPLED BY: D Howard, J Moore, E Guillen, M Andrews

SIGNATURE: Daniel L Howard

ANALYSIS REQUESTED: VOC list 8260; PAHs SIM 8270C; Metals + Hg 6020/7470A; CN 9014

PRESERVATION (see codes): H+I; I; N; NaOH

Visit our website www.aesatlanta.com for downloadable COCs and to log in to your AESAccess account.

#	SAMPLE ID	SAMPLED: DATE	SAMPLED: TIME	GRAB	COMPOSITE	MATRIX (see codes)	VOC list 8260 (H+I)	PAHs SIM 8270C (I)	Metals + Hg 6020/7470A (N)	CN 9014 (NaOH)	REMARKS	Number of Containers
1	TB-01-0717	7/25/17	0830	X		W	2					2
2	MW-306SAP-0717		1156	X		GW	2	2	1	1		6
3	MW-306D-0717		1326	X		GW	2	2	1	1		6
4	MW-306TZ-0717		1431	X		GW	2	2	1	1		6
5	MW-306BR-0717		1616	X		GW	2	2	1	1		6
6	DUP-2-0717		1200	X		GW	2	2	1	1		6
7	MW-207-0717		1012	X		GW	2	2	1	1		6
8	MW-508BR-0717		1152	X		GW	2	2	1	1		6
9	MW-12-0717		1337	X		GW	2	2	1	1		6
10	DUP-1-0717		1200	X		GW	2	2	1	1		6
11	MW-311-0717		1542	X		GW	2	2	1	1		6
12	MW-509BR-0717		1120	X		GW	2	2	1	1		6
13	MW-510BR-0717		1330	X		GW	2	2	1	1		6
14	MW-504BR-0717		1525	X		GW	2	2	1	1		6

RELINQUISHED BY: DATE/TIME:
1. Daniel L Howard 7/26/17/1800
2.
3.

RECEIVED BY: DATE/TIME:
1. [illegible] 7/27/17 10:20
2.
3.

PROJECT INFORMATION
PROJECT NAME: AGL Augusta
PROJECT #: 6122150235
SITE ADDRESS: 8th St & Walton Way Augusta, GA
SEND REPORT TO: John Quinn / David Price
INVOICE TO: (IF DIFFERENT FROM ABOVE) Amec FW Kennesaw
QUOTE #: PO#:

RECEIPT
Total # of Containers

Turnaround Time (TAT) Request
- [x] Standard 5 Business Days
- [ ] 2 Business Day Rush
- [ ] Next Business Day Rush
- [ ] Same-Day Rush (auth req.)
- [ ] Other

STATE PROGRAM (if any):
E-mail? [x] Fax? [ ]
DATA PACKAGE: I ○ II ● III ○ IV ○

SPECIAL INSTRUCTIONS/COMMENTS:
* See Attachment for analyses requirements
All VOCs are in cooler with trip blank

SHIPMENT METHOD
OUT: / / VIA:
IN: / / VIA:
client FedEx UPS US mail courier Greyhound
other:

Submission of samples to the laboratory constitutes acceptance of AES's Terms & Conditions. Samples received after 3PM or on Saturday are considered as received the following business day. If no TAT is marked on COC, AES will proceed with standard TAT. Samples are disposed of 30 days after completion of report unless other arangements are made.

Matrix Codes: A = Air GW = Groundwater SE = Sediment SO = Soil SW = Surface Water WW = Waste Water W = Water (Blanks) DW = Drinking Water (Blanks) O = Other (specify)

Preservative Codes: H+I = Hydrochloric acid + ice I = Ice only N = Nitric acid S+I = Sulfuric acid + ice S/M+I = Sodium Bisulfate/Methanol + ice O = Other (specify) NA = None

White Copy - Original; Yellow Copy - Client

ANALYTICAL ENVIRONMENTAL SERVICES, INC.
3080 Presidential Drive Atlanta, GA 30340-3704
Phone: (770) 457-8177 / Toll-Free: (800) 972-4889 / Fax: (770) 457-8188

AES

CHAIN OF CUSTODY

Work Order: 1707M53

Date: 7/26/17 Page 2 of 2

COMPANY: Amec Foster Wheeler

ADDRESS: 1075 Big Shanty Rd, Ste 100 Kennesaw, GA 30144

PHONE: 770-421-3400

EMAIL:

SAMPLED BY: D Howard, J Moore, E Gwilken, M Andrews

SIGNATURE: Diane Howard

ANALYSIS REQUESTED

Visit our website www.aesatlanta.com for downloadable COCs and to log in to your AESAccess account.

#	SAMPLE ID	SAMPLED: DATE	SAMPLED: TIME	GRAB	COMPOSITE	MATRIX (see codes)	VOC list 8260 (PRESERVATION: H+I)	PAHs SIM 8270C (PRESERVATION: I)	Metals list + Hg 6020/7470A (PRESERVATION: N)	CN 9014 (PRESERVATION: NaOH)	REMARKS	Number of Containers
1	MW-503BR-0717	7/25/17	1710	X		GW	2	2	1	1		6
2	Temp Blank											
3												
4												
5												
6												
7												
8												
9												
10												
11												
12												
13												
14												

RELINQUISHED BY:	DATE/TIME:	RECEIVED BY:	DATE/TIME:
1. Danielle Howard	7/26/17 1800	1. Nyle	7/27/17 10:20
2.		2.	
3.		3.	

SPECIAL INSTRUCTIONS/COMMENTS:
* See Attachment For analyses requirements
All VOCs are in cooler with trip blank

SHIPMENT METHOD
OUT: / / VIA:
IN: / / VIA:
client FedEx UPS US mail courier Greyhound
other: _____

PROJECT INFORMATION
PROJECT NAME: AGL Augusta
PROJECT #: 6122150235
SITE ADDRESS: 8th St + Walton Way Augusta, GA
SEND REPORT TO: John Quinn / David Price
INVOICE TO: (IF DIFFERENT FROM ABOVE) AmecFW Kennesaw
QUOTE #: _____ PO#: _____

RECEIPT
Total # of Containers

Turnaround Time (TAT) Request
☒ Standard 5 Business Days
~~OR~~ ☒ ~~2 Business Day Rush~~
☐ Next Business Day Rush
☐ Same-Day Rush (auth req.)
☐ Other _____

STATE PROGRAM (if any): _____
E-mail? ☒ Fax? ☐
DATA PACKAGE: I ○ II ● III ○ IV ○

Submission of samples to the laboratory constitutes acceptance of AES's Terms & Conditions. Samples received after 3PM or on Saturday are considered as received the following business day. If no TAT is marked on COC, AES will proceed with standard TAT. Samples are disposed of 30 days after completion of report unless other arangements are made.

Matrix Codes: A = Air GW = Groundwater SE = Sediment SO = Soil SW = Surface Water WW = Waste Water W = Water (Blanks) DW = Drinking Water (Blanks) O = Other (specify)

Preservative Codes: H+I = Hydrochloric acid + ice I = Ice only N = Nitric acid S+I = Sulfuric acid + ice S/M+I = Sodium Bisulfate/Methanol + ice O = Other (specify) NA = None

White Copy - Original; Yellow Copy - Client

Table 2-3
Site-Specific Constituents of Interest
Atlanta Gas Light Company
Former Manufactured Gas Plant Site
Augusta, Georgia

Volatile Organic Compounds (VOCs), (SW-846 Method 8260B)		
Acetone - 50 ug/L	Ethylbenzene - 5 ug/L	Trichloroethylene - 5 ug/L
Benzene - 5 ug/L	Methylene Chloride - 5 ug/L	Xylenes (total) - 5 ug/L
Carbon Disulfide - 5 ug/L	Toluene - 5 ug/L	
Polynuclear Aromatic Hydrocarbons (SIM SW-846 Method 8270D)		
Acenaphthene - 0.5 ug/L	Benzo(g,h,i)perylene - 0.1 ug/L	Indeno(1,2,3-cd)pyrene- 0.05 ug/L
Acenaphthylene - 1 ug/L	Benzo(k)fluoranthene - 0.05 ug/L	Naphthalene- 0.5 ug/L
Anthracene - 0.05 ug/L	Chrysene - 0.05 ug/L	Phenanthrene- 0.05 ug/L
Benzo(a)anthracene - 0.05 ug/L	Dibenzo(a,h)anthracene - 0.1 ug/L	Pyrene- 0.05 ug/L
Benzo(a)pyrene - 0.05 ug/L	Fluoranthene- 0.1 ug/L	
Benzo(b)fluoranthene - 0.1 ug/L	Fluorene- 0.1 ug/L	
Inorganics (SW-846 Methods 6010C, 7470A, 6020, and 9010/9012)		
Antimony -0 .006 mg/L	Copper - 0.01 mg/L	Vanadium - 0.01 mg/L
Arsenic - 0.05 mg/L	Lead - 0.01 mg/L	Zinc - 0.02 mg/L
Barium - 0.004 mg/L	Mercury-0.0002 mg/L	
Beryllium - 0.004 mg/L	Nickel - 0.02 mg/L	Cyanide - 0.01 mg/L
Cadmium - 0.005 mg/L	Selenium - 0.02 mg/L	
Chromium - 0.01 mg/L	Thallium - 0.002 mg/L	

DLH 7/19/16

Client: AMEC Foster Wheeler
Project: AGL Augusta
Lab ID: 1707M53

Case Narrative

Volatiles Organic Compounds Analysis by Method 8260B:

Due to sample matrix, samples 1707M53-009A, & -010A required dilution during preparation and/or analysis resulting in elevated reporting limits.

Analytical Environmental Services, Inc

Date: 7-Aug-17

Client:	AMEC Foster Wheeler	**Client Sample ID:**	TB-01-0717
Project Name:	AGL Augusta	**Collection Date:**	7/25/2017 8:30:00 AM
Lab ID:	1707M53-001	**Matrix:**	Aqueous

Analyses	Result	Reporting Limit	Qual	Units	BatchID	Dilution Factor	Date Analyzed	Analyst
Volatile Organic Compounds by GC/MS SW8260B				**(SW5030B)**				
Acetone	BRL	50		ug/L	246274	1	08/01/2017 09:51	NP
Benzene	BRL	5.0		ug/L	246274	1	08/01/2017 09:51	NP
Carbon disulfide	BRL	5.0		ug/L	246274	1	08/01/2017 09:51	NP
Ethylbenzene	BRL	5.0		ug/L	246274	1	08/01/2017 09:51	NP
Methylene chloride	BRL	5.0		ug/L	246274	1	08/01/2017 09:51	NP
Trichloroethene	BRL	5.0		ug/L	246274	1	08/01/2017 09:51	NP
Toluene	BRL	5.0		ug/L	246274	1	08/01/2017 09:51	NP
Xylenes, Total	BRL	5.0		ug/L	246274	1	08/01/2017 09:51	NP
Surr: 4-Bromofluorobenzene	87.7	66.1-129		%REC	246274	1	08/01/2017 09:51	NP
Surr: Dibromofluoromethane	98.6	83.6-123		%REC	246274	1	08/01/2017 09:51	NP
Surr: Toluene-d8	99.6	81.8-118		%REC	246274	1	08/01/2017 09:51	NP

Qualifiers:

*	Value exceeds maximum contaminant level	E	Estimated (value above quantitation range)
BRL	Below reporting limit	S	Spike Recovery outside limits due to matrix
H	Holding times for preparation or analysis exceeded	Narr	See case narrative
N	Analyte not NELAC certified	NC	Not confirmed
B	Analyte detected in the associated method blank	<	Less than Result value
>	Greater than Result value	J	Estimated value detected below Reporting Limit

Analytical Environmental Services, Inc

Date: 7-Aug-17

Client:	AMEC Foster Wheeler	**Client Sample ID:**	MW-306SAP-0717
Project Name:	AGL Augusta	**Collection Date:**	7/25/2017 11:56:00 AM
Lab ID:	1707M53-002	**Matrix:**	Groundwater

Analyses	Result	Reporting Limit	Qual	Units	BatchID	Dilution Factor	Date Analyzed	Analyst
Volatile Organic Compounds by GC/MS SW8260B				**(SW5030B)**				
Acetone	BRL	50		ug/L	246274	1	08/02/2017 08:03	NP
Benzene	BRL	5.0		ug/L	246274	1	08/02/2017 08:03	NP
Carbon disulfide	BRL	5.0		ug/L	246274	1	08/02/2017 08:03	NP
Ethylbenzene	BRL	5.0		ug/L	246274	1	08/02/2017 08:03	NP
Methylene chloride	BRL	5.0		ug/L	246274	1	08/02/2017 08:03	NP
Trichloroethene	BRL	5.0		ug/L	246274	1	08/02/2017 08:03	NP
Toluene	BRL	5.0		ug/L	246274	1	08/02/2017 08:03	NP
Xylenes, Total	BRL	5.0		ug/L	246274	1	08/02/2017 08:03	NP
Surr: 4-Bromofluorobenzene	82.2	66.1-129		%REC	246274	1	08/02/2017 08:03	NP
Surr: Dibromofluoromethane	112	83.6-123		%REC	246274	1	08/02/2017 08:03	NP
Surr: Toluene-d8	96.2	81.8-118		%REC	246274	1	08/02/2017 08:03	NP
Total Metals by ICP/MS SW6020B				**(SW3005A)**				
Antimony	BRL	0.00600		mg/L	246116	1	08/01/2017 03:11	JR
Arsenic	BRL	0.0500		mg/L	246116	1	08/01/2017 03:11	JR
Barium	0.685	0.00400		mg/L	246116	1	08/01/2017 03:11	JR
Beryllium	BRL	0.00400		mg/L	246116	1	08/01/2017 03:11	JR
Cadmium	BRL	0.00500		mg/L	246116	1	08/01/2017 03:11	JR
Chromium	0.0178	0.0100		mg/L	246116	1	08/01/2017 03:11	JR
Copper	BRL	0.0100		mg/L	246116	1	08/01/2017 03:11	JR
Lead	BRL	0.0100		mg/L	246116	1	08/01/2017 03:11	JR
Nickel	0.380	0.0200		mg/L	246116	1	08/01/2017 03:11	JR
Selenium	BRL	0.0200		mg/L	246116	1	08/01/2017 03:11	JR
Thallium	BRL	0.00200		mg/L	246116	1	08/01/2017 03:11	JR
Vanadium	BRL	0.0100		mg/L	246116	1	08/01/2017 03:11	JR
Zinc	BRL	0.0200		mg/L	246116	1	08/01/2017 03:11	JR
SIM Polynuclear Aromatic Hydrocarbons SW8270D				**(SW3510C)**				
Naphthalene	BRL	0.50		ug/L	246108	1	07/28/2017 23:09	YH
Acenaphthylene	BRL	1.0		ug/L	246108	1	07/28/2017 23:09	YH
Acenaphthene	BRL	0.50		ug/L	246108	1	07/28/2017 23:09	YH
Fluorene	BRL	0.10		ug/L	246108	1	07/28/2017 23:09	YH
Phenanthrene	BRL	0.050		ug/L	246108	1	07/28/2017 23:09	YH
Anthracene	BRL	0.050		ug/L	246108	1	07/28/2017 23:09	YH
Fluoranthene	BRL	0.10		ug/L	246108	1	07/28/2017 23:09	YH
Pyrene	BRL	0.050		ug/L	246108	1	07/28/2017 23:09	YH
Benz(a)anthracene	BRL	0.050		ug/L	246108	1	07/28/2017 23:09	YH
Chrysene	BRL	0.050		ug/L	246108	1	07/28/2017 23:09	YH
Benzo(b)fluoranthene	BRL	0.10		ug/L	246108	1	07/28/2017 23:09	YH
Benzo(k)fluoranthene	BRL	0.050		ug/L	246108	1	07/28/2017 23:09	YH
Benzo(a)pyrene	BRL	0.050		ug/L	246108	1	07/28/2017 23:09	YH

Qualifiers:

*	Value exceeds maximum contaminant level	E	Estimated (value above quantitation range)
BRL	Below reporting limit	S	Spike Recovery outside limits due to matrix
H	Holding times for preparation or analysis exceeded	Narr	See case narrative
N	Analyte not NELAC certified	NC	Not confirmed
B	Analyte detected in the associated method blank	<	Less than Result value
>	Greater than Result value	J	Estimated value detected below Reporting Limit

Analytical Environmental Services, Inc

Date: 7-Aug-17

Client:	AMEC Foster Wheeler	**Client Sample ID:**	MW-306SAP-0717
Project Name:	AGL Augusta	**Collection Date:**	7/25/2017 11:56:00 AM
Lab ID:	1707M53-002	**Matrix:**	Groundwater

Analyses	Result	Reporting Limit	Qual	Units	BatchID	Dilution Factor	Date Analyzed	Analyst
SIM Polynuclear Aromatic Hydrocarbons SW8270D				**(SW3510C)**				
Indeno(1,2,3-cd)pyrene	BRL	0.050		ug/L	246108	1	07/28/2017 23:09	YH
Dibenz(a,h)anthracene	BRL	0.10		ug/L	246108	1	07/28/2017 23:09	YH
Benzo(g,h,i)perylene	BRL	0.10		ug/L	246108	1	07/28/2017 23:09	YH
Surr: 4-Terphenyl-d14	88.7	58.5-125		%REC	246108	1	07/28/2017 23:09	YH
Mercury, Total SW7470A				**(SW7470A)**				
Mercury	BRL	0.00020		mg/L	246528	1	08/05/2017 17:47	AS
Cyanide SW9014				**(SW9010C)**				
Cyanide, Total	BRL	0.010		mg/L	246247	1	07/31/2017 16:00	AK

Qualifiers:

*	Value exceeds maximum contaminant level	E	Estimated (value above quantitation range)
BRL	Below reporting limit	S	Spike Recovery outside limits due to matrix
H	Holding times for preparation or analysis exceeded	Narr	See case narrative
N	Analyte not NELAC certified	NC	Not confirmed
B	Analyte detected in the associated method blank	<	Less than Result value
>	Greater than Result value	J	Estimated value detected below Reporting Limit

Analytical Environmental Services, Inc

Date: 7-Aug-17

Client:	AMEC Foster Wheeler	**Client Sample ID:**	MW-306D-0717
Project Name:	AGL Augusta	**Collection Date:**	7/25/2017 1:26:00 PM
Lab ID:	1707M53-003	**Matrix:**	Groundwater

Analyses	Result	Reporting Limit	Qual	Units	BatchID	Dilution Factor	Date Analyzed	Analyst
Volatile Organic Compounds by GC/MS SW8260B				**(SW5030B)**				
Acetone	BRL	50		ug/L	246274	1	08/02/2017 08:26	NP
Benzene	BRL	5.0		ug/L	246274	1	08/02/2017 08:26	NP
Carbon disulfide	BRL	5.0		ug/L	246274	1	08/02/2017 08:26	NP
Ethylbenzene	BRL	5.0		ug/L	246274	1	08/02/2017 08:26	NP
Methylene chloride	BRL	5.0		ug/L	246274	1	08/02/2017 08:26	NP
Trichloroethene	BRL	5.0		ug/L	246274	1	08/02/2017 08:26	NP
Toluene	BRL	5.0		ug/L	246274	1	08/02/2017 08:26	NP
Xylenes, Total	BRL	5.0		ug/L	246274	1	08/02/2017 08:26	NP
Surr: 4-Bromofluorobenzene	83.6	66.1-129		%REC	246274	1	08/02/2017 08:26	NP
Surr: Dibromofluoromethane	110	83.6-123		%REC	246274	1	08/02/2017 08:26	NP
Surr: Toluene-d8	96	81.8-118		%REC	246274	1	08/02/2017 08:26	NP
Total Metals by ICP/MS SW6020B				**(SW3005A)**				
Antimony	BRL	0.00600		mg/L	246116	1	08/01/2017 03:42	JR
Arsenic	BRL	0.0500		mg/L	246116	1	08/01/2017 03:42	JR
Barium	0.471	0.00400		mg/L	246116	1	08/01/2017 03:42	JR
Beryllium	BRL	0.00400		mg/L	246116	1	08/01/2017 03:42	JR
Cadmium	BRL	0.00500		mg/L	246116	1	08/01/2017 03:42	JR
Chromium	BRL	0.0100		mg/L	246116	1	08/01/2017 03:42	JR
Copper	BRL	0.0100		mg/L	246116	1	08/01/2017 03:42	JR
Lead	BRL	0.0100		mg/L	246116	1	08/01/2017 03:42	JR
Nickel	BRL	0.0200		mg/L	246116	1	08/01/2017 03:42	JR
Selenium	BRL	0.0200		mg/L	246116	1	08/01/2017 03:42	JR
Thallium	BRL	0.00200		mg/L	246116	1	08/01/2017 03:42	JR
Vanadium	BRL	0.0100		mg/L	246116	1	08/01/2017 03:42	JR
Zinc	BRL	0.0200		mg/L	246116	1	08/01/2017 03:42	JR
SIM Polynuclear Aromatic Hydrocarbons SW8270D				**(SW3510C)**				
Naphthalene	BRL	0.50		ug/L	246108	1	07/28/2017 23:35	YH
Acenaphthylene	BRL	1.0		ug/L	246108	1	07/28/2017 23:35	YH
Acenaphthene	BRL	0.50		ug/L	246108	1	07/28/2017 23:35	YH
Fluorene	BRL	0.10		ug/L	246108	1	07/28/2017 23:35	YH
Phenanthrene	BRL	0.050		ug/L	246108	1	07/28/2017 23:35	YH
Anthracene	BRL	0.050		ug/L	246108	1	07/28/2017 23:35	YH
Fluoranthene	BRL	0.10		ug/L	246108	1	07/28/2017 23:35	YH
Pyrene	0.054	0.050		ug/L	246108	1	07/28/2017 23:35	YH
Benz(a)anthracene	BRL	0.050		ug/L	246108	1	07/28/2017 23:35	YH
Chrysene	BRL	0.050		ug/L	246108	1	07/28/2017 23:35	YH
Benzo(b)fluoranthene	BRL	0.10		ug/L	246108	1	07/28/2017 23:35	YH
Benzo(k)fluoranthene	BRL	0.050		ug/L	246108	1	07/28/2017 23:35	YH
Benzo(a)pyrene	BRL	0.050		ug/L	246108	1	07/28/2017 23:35	YH

Qualifiers:

*	Value exceeds maximum contaminant level	E	Estimated (value above quantitation range)
BRL	Below reporting limit	S	Spike Recovery outside limits due to matrix
H	Holding times for preparation or analysis exceeded	Narr	See case narrative
N	Analyte not NELAC certified	NC	Not confirmed
B	Analyte detected in the associated method blank	<	Less than Result value
>	Greater than Result value	J	Estimated value detected below Reporting Limit

Analytical Environmental Services, Inc

Date: 7-Aug-17

Client:	AMEC Foster Wheeler	**Client Sample ID:**	MW-306D-0717
Project Name:	AGL Augusta	**Collection Date:**	7/25/2017 1:26:00 PM
Lab ID:	1707M53-003	**Matrix:**	Groundwater

Analyses	Result	Reporting Limit	Qual	Units	BatchID	Dilution Factor	Date Analyzed	Analyst
SIM Polynuclear Aromatic Hydrocarbons SW8270D				**(SW3510C)**				
Indeno(1,2,3-cd)pyrene	BRL	0.050		ug/L	246108	1	07/28/2017 23:35	YH
Dibenz(a,h)anthracene	BRL	0.10		ug/L	246108	1	07/28/2017 23:35	YH
Benzo(g,h,i)perylene	BRL	0.10		ug/L	246108	1	07/28/2017 23:35	YH
Surr: 4-Terphenyl-d14	91.1	58.5-125		%REC	246108	1	07/28/2017 23:35	YH
Mercury, Total SW7470A				**(SW7470A)**				
Mercury	BRL	0.00020		mg/L	246528	1	08/05/2017 17:57	AS
Cyanide SW9014				**(SW9010C)**				
Cyanide, Total	BRL	0.010		mg/L	246247	1	07/31/2017 16:00	AK

Qualifiers:

*	Value exceeds maximum contaminant level	E	Estimated (value above quantitation range)
BRL	Below reporting limit	S	Spike Recovery outside limits due to matrix
H	Holding times for preparation or analysis exceeded	Narr	See case narrative
N	Analyte not NELAC certified	NC	Not confirmed
B	Analyte detected in the associated method blank	<	Less than Result value
>	Greater than Result value	J	Estimated value detected below Reporting Limit

Analytical Environmental Services, Inc

Date: 7-Aug-17

Client:	AMEC Foster Wheeler	**Client Sample ID:**	MW-306TZ-0717
Project Name:	AGL Augusta	**Collection Date:**	7/25/2017 2:31:00 PM
Lab ID:	1707M53-004	**Matrix:**	Groundwater

Analyses	Result	Reporting Limit	Qual	Units	BatchID	Dilution Factor	Date Analyzed	Analyst
Volatile Organic Compounds by GC/MS SW8260B				**(SW5030B)**				
Acetone	BRL	50		ug/L	246274	1	08/02/2017 07:16	NP
Benzene	BRL	5.0		ug/L	246274	1	08/02/2017 07:16	NP
Carbon disulfide	BRL	5.0		ug/L	246274	1	08/02/2017 07:16	NP
Ethylbenzene	BRL	5.0		ug/L	246274	1	08/02/2017 07:16	NP
Methylene chloride	BRL	5.0		ug/L	246274	1	08/02/2017 07:16	NP
Trichloroethene	BRL	5.0		ug/L	246274	1	08/02/2017 07:16	NP
Toluene	BRL	5.0		ug/L	246274	1	08/02/2017 07:16	NP
Xylenes, Total	6.4	5.0		ug/L	246274	1	08/02/2017 07:16	NP
Surr: 4-Bromofluorobenzene	94.5	66.1-129		%REC	246274	1	08/02/2017 07:16	NP
Surr: Dibromofluoromethane	105	83.6-123		%REC	246274	1	08/02/2017 07:16	NP
Surr: Toluene-d8	94.9	81.8-118		%REC	246274	1	08/02/2017 07:16	NP
Total Metals by ICP/MS SW6020B				**(SW3005A)**				
Antimony	BRL	0.00600		mg/L	246116	1	08/01/2017 03:48	JR
Arsenic	BRL	0.0500		mg/L	246116	1	08/01/2017 03:48	JR
Barium	0.775	0.00400		mg/L	246116	1	08/01/2017 03:48	JR
Beryllium	BRL	0.00400		mg/L	246116	1	08/01/2017 03:48	JR
Cadmium	BRL	0.00500		mg/L	246116	1	08/01/2017 03:48	JR
Chromium	BRL	0.0100		mg/L	246116	1	08/01/2017 03:48	JR
Copper	BRL	0.0100		mg/L	246116	1	08/01/2017 03:48	JR
Lead	BRL	0.0100		mg/L	246116	1	08/01/2017 03:48	JR
Nickel	BRL	0.0200		mg/L	246116	1	08/01/2017 03:48	JR
Selenium	BRL	0.0200		mg/L	246116	1	08/01/2017 03:48	JR
Thallium	BRL	0.00200		mg/L	246116	1	08/01/2017 03:48	JR
Vanadium	BRL	0.0100		mg/L	246116	1	08/01/2017 03:48	JR
Zinc	BRL	0.0200		mg/L	246116	1	08/01/2017 03:48	JR
SIM Polynuclear Aromatic Hydrocarbons SW8270D				**(SW3510C)**				
Naphthalene	360	50		ug/L	246108	100	07/31/2017 23:29	YH
Acenaphthylene	BRL	1.0		ug/L	246108	1	07/29/2017 00:01	YH
Acenaphthene	21	5.0		ug/L	246108	100	07/31/2017 23:29	YH
Fluorene	3.2	0.10		ug/L	246108	1	07/29/2017 00:01	YH
Phenanthrene	1.8	0.050		ug/L	246108	1	07/29/2017 00:01	YH
Anthracene	0.35	0.050		ug/L	246108	1	07/29/2017 00:01	YH
Fluoranthene	0.18	0.10		ug/L	246108	1	07/29/2017 00:01	YH
Pyrene	0.16	0.050		ug/L	246108	1	07/29/2017 00:01	YH
Benz(a)anthracene	BRL	0.050		ug/L	246108	1	07/29/2017 00:01	YH
Chrysene	BRL	0.050		ug/L	246108	1	07/29/2017 00:01	YH
Benzo(b)fluoranthene	BRL	0.10		ug/L	246108	1	07/29/2017 00:01	YH
Benzo(k)fluoranthene	BRL	0.050		ug/L	246108	1	07/29/2017 00:01	YH
Benzo(a)pyrene	BRL	0.050		ug/L	246108	1	07/29/2017 00:01	YH

Qualifiers:

*	Value exceeds maximum contaminant level	E	Estimated (value above quantitation range)
BRL	Below reporting limit	S	Spike Recovery outside limits due to matrix
H	Holding times for preparation or analysis exceeded	Narr	See case narrative
N	Analyte not NELAC certified	NC	Not confirmed
B	Analyte detected in the associated method blank	<	Less than Result value
>	Greater than Result value	J	Estimated value detected below Reporting Limit

Analytical Environmental Services, Inc

Date: 7-Aug-17

Client:	AMEC Foster Wheeler	**Client Sample ID:**	MW-306TZ-0717
Project Name:	AGL Augusta	**Collection Date:**	7/25/2017 2:31:00 PM
Lab ID:	1707M53-004	**Matrix:**	Groundwater

Analyses	Result	Reporting Limit	Qual	Units	BatchID	Dilution Factor	Date Analyzed	Analyst
SIM Polynuclear Aromatic Hydrocarbons SW8270D				**(SW3510C)**				
Indeno(1,2,3-cd)pyrene	BRL	0.050		ug/L	246108	1	07/29/2017 00:01	YH
Dibenz(a,h)anthracene	BRL	0.10		ug/L	246108	1	07/29/2017 00:01	YH
Benzo(g,h,i)perylene	BRL	0.10		ug/L	246108	1	07/29/2017 00:01	YH
Surr: 4-Terphenyl-d14	94.1	58.5-125		%REC	246108	1	07/29/2017 00:01	YH
Mercury, Total SW7470A				**(SW7470A)**				
Mercury	BRL	0.00020		mg/L	246528	1	08/05/2017 18:01	AS
Cyanide SW9014				**(SW9010C)**				
Cyanide, Total	BRL	0.010		mg/L	246247	1	07/31/2017 16:00	AK

Qualifiers:

*	Value exceeds maximum contaminant level	E	Estimated (value above quantitation range)
BRL	Below reporting limit	S	Spike Recovery outside limits due to matrix
H	Holding times for preparation or analysis exceeded	Narr	See case narrative
N	Analyte not NELAC certified	NC	Not confirmed
B	Analyte detected in the associated method blank	<	Less than Result value
>	Greater than Result value	J	Estimated value detected below Reporting Limit

Analytical Environmental Services, Inc

Date: 7-Aug-17

Client:	AMEC Foster Wheeler	**Client Sample ID:**	MW-306BR-0717
Project Name:	AGL Augusta	**Collection Date:**	7/25/2017 4:16:00 PM
Lab ID:	1707M53-005	**Matrix:**	Groundwater

Analyses	Result	Reporting Limit	Qual	Units	BatchID	Dilution Factor	Date Analyzed	Analyst
Volatile Organic Compounds by GC/MS SW8260B				**(SW5030B)**				
Acetone	BRL	50		ug/L	246274	1	08/02/2017 07:39	NP
Benzene	BRL	5.0		ug/L	246274	1	08/02/2017 07:39	NP
Carbon disulfide	BRL	5.0		ug/L	246274	1	08/02/2017 07:39	NP
Ethylbenzene	BRL	5.0		ug/L	246274	1	08/02/2017 07:39	NP
Methylene chloride	BRL	5.0		ug/L	246274	1	08/02/2017 07:39	NP
Trichloroethene	BRL	5.0		ug/L	246274	1	08/02/2017 07:39	NP
Toluene	BRL	5.0		ug/L	246274	1	08/02/2017 07:39	NP
Xylenes, Total	BRL	5.0		ug/L	246274	1	08/02/2017 07:39	NP
Surr: 4-Bromofluorobenzene	93.2	66.1-129		%REC	246274	1	08/02/2017 07:39	NP
Surr: Dibromofluoromethane	108	83.6-123		%REC	246274	1	08/02/2017 07:39	NP
Surr: Toluene-d8	96.3	81.8-118		%REC	246274	1	08/02/2017 07:39	NP
Total Metals by ICP/MS SW6020B				**(SW3005A)**				
Antimony	BRL	0.00600		mg/L	246138	1	08/01/2017 04:06	JR
Arsenic	BRL	0.0500		mg/L	246138	1	08/01/2017 04:06	JR
Barium	0.527	0.00400		mg/L	246138	1	08/01/2017 04:06	JR
Beryllium	BRL	0.00400		mg/L	246138	1	08/01/2017 04:06	JR
Cadmium	BRL	0.00500		mg/L	246138	1	08/01/2017 04:06	JR
Chromium	BRL	0.0100		mg/L	246138	1	08/01/2017 04:06	JR
Copper	BRL	0.0100		mg/L	246138	1	08/01/2017 04:06	JR
Lead	BRL	0.0100		mg/L	246138	1	08/01/2017 04:06	JR
Nickel	BRL	0.0200		mg/L	246138	1	08/01/2017 04:06	JR
Selenium	BRL	0.0200		mg/L	246138	1	08/01/2017 04:06	JR
Thallium	BRL	0.00200		mg/L	246138	1	08/01/2017 04:06	JR
Vanadium	BRL	0.0100		mg/L	246138	1	08/01/2017 04:06	JR
Zinc	BRL	0.0200		mg/L	246138	1	08/01/2017 04:06	JR
SIM Polynuclear Aromatic Hydrocarbons SW8270D				**(SW3510C)**				
Naphthalene	440	50		ug/L	246108	100	07/31/2017 23:55	YH
Acenaphthylene	BRL	1.0		ug/L	246108	1	07/29/2017 00:27	YH
Acenaphthene	17	5.0		ug/L	246108	100	07/31/2017 23:55	YH
Fluorene	2.8	0.10		ug/L	246108	1	07/29/2017 00:27	YH
Phenanthrene	1.4	0.050		ug/L	246108	1	07/29/2017 00:27	YH
Anthracene	0.27	0.050		ug/L	246108	1	07/29/2017 00:27	YH
Fluoranthene	BRL	0.10		ug/L	246108	1	07/29/2017 00:27	YH
Pyrene	0.11	0.050		ug/L	246108	1	07/29/2017 00:27	YH
Benz(a)anthracene	BRL	0.050		ug/L	246108	1	07/29/2017 00:27	YH
Chrysene	BRL	0.050		ug/L	246108	1	07/29/2017 00:27	YH
Benzo(b)fluoranthene	BRL	0.10		ug/L	246108	1	07/29/2017 00:27	YH
Benzo(k)fluoranthene	BRL	0.050		ug/L	246108	1	07/29/2017 00:27	YH
Benzo(a)pyrene	BRL	0.050		ug/L	246108	1	07/29/2017 00:27	YH

Qualifiers:

*	Value exceeds maximum contaminant level	E	Estimated (value above quantitation range)
BRL	Below reporting limit	S	Spike Recovery outside limits due to matrix
H	Holding times for preparation or analysis exceeded	Narr	See case narrative
N	Analyte not NELAC certified	NC	Not confirmed
B	Analyte detected in the associated method blank	<	Less than Result value
>	Greater than Result value	J	Estimated value detected below Reporting Limit

Analytical Environmental Services, Inc

Date: 7-Aug-17

Client:	AMEC Foster Wheeler	**Client Sample ID:**	MW-306BR-0717
Project Name:	AGL Augusta	**Collection Date:**	7/25/2017 4:16:00 PM
Lab ID:	1707M53-005	**Matrix:**	Groundwater

Analyses	Result	Reporting Limit	Qual	Units	BatchID	Dilution Factor	Date Analyzed	Analyst
SIM Polynuclear Aromatic Hydrocarbons SW8270D				**(SW3510C)**				
Indeno(1,2,3-cd)pyrene	BRL	0.050		ug/L	246108	1	07/29/2017 00:27	YH
Dibenz(a,h)anthracene	BRL	0.10		ug/L	246108	1	07/29/2017 00:27	YH
Benzo(g,h,i)perylene	BRL	0.10		ug/L	246108	1	07/29/2017 00:27	YH
Surr: 4-Terphenyl-d14	96.7	58.5-125		%REC	246108	1	07/29/2017 00:27	YH
Mercury, Total SW7470A				**(SW7470A)**				
Mercury	BRL	0.00020		mg/L	246528	1	08/05/2017 18:04	AS
Cyanide SW9014				**(SW9010C)**				
Cyanide, Total	BRL	0.010		mg/L	246247	1	07/31/2017 16:00	AK

Qualifiers:

*	Value exceeds maximum contaminant level	E	Estimated (value above quantitation range)
BRL	Below reporting limit	S	Spike Recovery outside limits due to matrix
H	Holding times for preparation or analysis exceeded	Narr	See case narrative
N	Analyte not NELAC certified	NC	Not confirmed
B	Analyte detected in the associated method blank	<	Less than Result value
>	Greater than Result value	J	Estimated value detected below Reporting Limit

Analytical Environmental Services, Inc

Date: 7-Aug-17

Client:	AMEC Foster Wheeler	**Client Sample ID:**	DUP-2-0717
Project Name:	AGL Augusta	**Collection Date:**	7/25/2017 12:00:00 PM
Lab ID:	1707M53-006	**Matrix:**	Groundwater

Analyses	Result	Reporting Limit	Qual	Units	BatchID	Dilution Factor	Date Analyzed	Analyst
Volatile Organic Compounds by GC/MS SW8260B				**(SW5030B)**				
Acetone	BRL	50		ug/L	246274	1	08/02/2017 09:54	MD
Benzene	BRL	5.0		ug/L	246274	1	08/02/2017 09:54	MD
Carbon disulfide	BRL	5.0		ug/L	246274	1	08/02/2017 09:54	MD
Ethylbenzene	BRL	5.0		ug/L	246274	1	08/02/2017 09:54	MD
Methylene chloride	BRL	5.0		ug/L	246274	1	08/02/2017 09:54	MD
Trichloroethene	BRL	5.0		ug/L	246274	1	08/02/2017 09:54	MD
Toluene	BRL	5.0		ug/L	246274	1	08/02/2017 09:54	MD
Xylenes, Total	5.7	5.0		ug/L	246274	1	08/02/2017 09:54	MD
Surr: 4-Bromofluorobenzene	101	66.1-129		%REC	246274	1	08/02/2017 09:54	MD
Surr: Dibromofluoromethane	101	83.6-123		%REC	246274	1	08/02/2017 09:54	MD
Surr: Toluene-d8	96.3	81.8-118		%REC	246274	1	08/02/2017 09:54	MD
Total Metals by ICP/MS SW6020B				**(SW3005A)**				
Antimony	BRL	0.00600		mg/L	246138	1	08/01/2017 04:37	JR
Arsenic	BRL	0.0500		mg/L	246138	1	08/01/2017 04:37	JR
Barium	0.506	0.00400		mg/L	246138	1	08/01/2017 04:37	JR
Beryllium	BRL	0.00400		mg/L	246138	1	08/01/2017 04:37	JR
Cadmium	BRL	0.00500		mg/L	246138	1	08/01/2017 04:37	JR
Chromium	BRL	0.0100		mg/L	246138	1	08/01/2017 04:37	JR
Copper	BRL	0.0100		mg/L	246138	1	08/01/2017 04:37	JR
Lead	BRL	0.0100		mg/L	246138	1	08/01/2017 04:37	JR
Nickel	BRL	0.0200		mg/L	246138	1	08/01/2017 04:37	JR
Selenium	BRL	0.0200		mg/L	246138	1	08/01/2017 04:37	JR
Thallium	BRL	0.00200		mg/L	246138	1	08/01/2017 04:37	JR
Vanadium	BRL	0.0100		mg/L	246138	1	08/01/2017 04:37	JR
Zinc	BRL	0.0200		mg/L	246138	1	08/01/2017 04:37	JR
SIM Polynuclear Aromatic Hydrocarbons SW8270D				**(SW3510C)**				
Naphthalene	350	50		ug/L	246108	100	08/01/2017 00:21	YH
Acenaphthylene	BRL	1.0		ug/L	246108	1	07/29/2017 00:54	YH
Acenaphthene	16	5.0		ug/L	246108	100	08/01/2017 00:21	YH
Fluorene	2.6	0.10		ug/L	246108	1	07/29/2017 00:54	YH
Phenanthrene	1.5	0.050		ug/L	246108	1	07/29/2017 00:54	YH
Anthracene	0.28	0.050		ug/L	246108	1	07/29/2017 00:54	YH
Fluoranthene	BRL	0.10		ug/L	246108	1	07/29/2017 00:54	YH
Pyrene	0.11	0.050		ug/L	246108	1	07/29/2017 00:54	YH
Benz(a)anthracene	BRL	0.050		ug/L	246108	1	07/29/2017 00:54	YH
Chrysene	BRL	0.050		ug/L	246108	1	07/29/2017 00:54	YH
Benzo(b)fluoranthene	BRL	0.10		ug/L	246108	1	07/29/2017 00:54	YH
Benzo(k)fluoranthene	BRL	0.050		ug/L	246108	1	07/29/2017 00:54	YH
Benzo(a)pyrene	BRL	0.050		ug/L	246108	1	07/29/2017 00:54	YH

Qualifiers:

*	Value exceeds maximum contaminant level	E	Estimated (value above quantitation range)
BRL	Below reporting limit	S	Spike Recovery outside limits due to matrix
H	Holding times for preparation or analysis exceeded	Narr	See case narrative
N	Analyte not NELAC certified	NC	Not confirmed
B	Analyte detected in the associated method blank	<	Less than Result value
>	Greater than Result value	J	Estimated value detected below Reporting Limit

Analytical Environmental Services, Inc **Date:** 7-Aug-17

Client:	AMEC Foster Wheeler	**Client Sample ID:**	DUP-2-0717
Project Name:	AGL Augusta	**Collection Date:**	7/25/2017 12:00:00 PM
Lab ID:	1707M53-006	**Matrix:**	Groundwater

Analyses	Result	Reporting Limit	Qual	Units	BatchID	Dilution Factor	Date Analyzed	Analyst
SIM Polynuclear Aromatic Hydrocarbons SW8270D				**(SW3510C)**				
Indeno(1,2,3-cd)pyrene	BRL	0.050		ug/L	246108	1	07/29/2017 00:54	YH
Dibenz(a,h)anthracene	BRL	0.10		ug/L	246108	1	07/29/2017 00:54	YH
Benzo(g,h,i)perylene	BRL	0.10		ug/L	246108	1	07/29/2017 00:54	YH
Surr: 4-Terphenyl-d14	91.9	58.5-125		%REC	246108	1	07/29/2017 00:54	YH
Mercury, Total SW7470A				**(SW7470A)**				
Mercury	BRL	0.00020		mg/L	246528	1	08/05/2017 18:07	AS
Cyanide SW9014				**(SW9010C)**				
Cyanide, Total	BRL	0.010		mg/L	246247	1	07/31/2017 16:00	AK

Qualifiers:

*	Value exceeds maximum contaminant level	E	Estimated (value above quantitation range)
BRL	Below reporting limit	S	Spike Recovery outside limits due to matrix
H	Holding times for preparation or analysis exceeded	Narr	See case narrative
N	Analyte not NELAC certified	NC	Not confirmed
B	Analyte detected in the associated method blank	<	Less than Result value
>	Greater than Result value	J	Estimated value detected below Reporting Limit

Analytical Environmental Services, Inc

Date: 7-Aug-17

Client:	AMEC Foster Wheeler	**Client Sample ID:**	MW-207-0717
Project Name:	AGL Augusta	**Collection Date:**	7/25/2017 10:12:00 AM
Lab ID:	1707M53-007	**Matrix:**	Groundwater

Analyses	Result	Reporting Limit	Qual	Units	BatchID	Dilution Factor	Date Analyzed	Analyst
Volatile Organic Compounds by GC/MS SW8260B				**(SW5030B)**				
Acetone	BRL	50		ug/L	246274	1	08/01/2017 23:35	MD
Benzene	BRL	5.0		ug/L	246274	1	08/01/2017 23:35	MD
Carbon disulfide	BRL	5.0		ug/L	246274	1	08/01/2017 23:35	MD
Ethylbenzene	BRL	5.0		ug/L	246274	1	08/01/2017 23:35	MD
Methylene chloride	BRL	5.0		ug/L	246274	1	08/01/2017 23:35	MD
Trichloroethene	BRL	5.0		ug/L	246274	1	08/01/2017 23:35	MD
Toluene	BRL	5.0		ug/L	246274	1	08/01/2017 23:35	MD
Xylenes, Total	BRL	5.0		ug/L	246274	1	08/01/2017 23:35	MD
Surr: 4-Bromofluorobenzene	91.8	66.1-129		%REC	246274	1	08/01/2017 23:35	MD
Surr: Dibromofluoromethane	93.1	83.6-123		%REC	246274	1	08/01/2017 23:35	MD
Surr: Toluene-d8	99.6	81.8-118		%REC	246274	1	08/01/2017 23:35	MD
Total Metals by ICP/MS SW6020B				**(SW3005A)**				
Antimony	BRL	0.00600		mg/L	246138	1	08/01/2017 05:14	JR
Arsenic	BRL	0.0500		mg/L	246138	1	08/01/2017 05:14	JR
Barium	0.259	0.00400		mg/L	246138	1	08/01/2017 05:14	JR
Beryllium	BRL	0.00400		mg/L	246138	1	08/01/2017 05:14	JR
Cadmium	BRL	0.00500		mg/L	246138	1	08/01/2017 05:14	JR
Chromium	BRL	0.0100		mg/L	246138	1	08/01/2017 05:14	JR
Copper	BRL	0.0100		mg/L	246138	1	08/01/2017 05:14	JR
Lead	BRL	0.0100		mg/L	246138	1	08/01/2017 05:14	JR
Nickel	BRL	0.0200		mg/L	246138	1	08/01/2017 05:14	JR
Selenium	BRL	0.0200		mg/L	246138	1	08/01/2017 05:14	JR
Thallium	BRL	0.00200		mg/L	246138	1	08/01/2017 05:14	JR
Vanadium	BRL	0.0100		mg/L	246138	1	08/01/2017 05:14	JR
Zinc	BRL	0.0200		mg/L	246138	1	08/01/2017 05:14	JR
SIM Polynuclear Aromatic Hydrocarbons SW8270D				**(SW3510C)**				
Naphthalene	BRL	0.50		ug/L	246108	1	07/29/2017 01:20	YH
Acenaphthylene	BRL	1.0		ug/L	246108	1	07/29/2017 01:20	YH
Acenaphthene	BRL	0.50		ug/L	246108	1	07/29/2017 01:20	YH
Fluorene	BRL	0.10		ug/L	246108	1	07/29/2017 01:20	YH
Phenanthrene	BRL	0.050		ug/L	246108	1	07/29/2017 01:20	YH
Anthracene	BRL	0.050		ug/L	246108	1	07/29/2017 01:20	YH
Fluoranthene	BRL	0.10		ug/L	246108	1	07/29/2017 01:20	YH
Pyrene	BRL	0.050		ug/L	246108	1	07/29/2017 01:20	YH
Benz(a)anthracene	BRL	0.050		ug/L	246108	1	07/29/2017 01:20	YH
Chrysene	BRL	0.050		ug/L	246108	1	07/29/2017 01:20	YH
Benzo(b)fluoranthene	BRL	0.10		ug/L	246108	1	07/29/2017 01:20	YH
Benzo(k)fluoranthene	BRL	0.050		ug/L	246108	1	07/29/2017 01:20	YH
Benzo(a)pyrene	BRL	0.050		ug/L	246108	1	07/29/2017 01:20	YH

Qualifiers:

*	Value exceeds maximum contaminant level	E	Estimated (value above quantitation range)
BRL	Below reporting limit	S	Spike Recovery outside limits due to matrix
H	Holding times for preparation or analysis exceeded	Narr	See case narrative
N	Analyte not NELAC certified	NC	Not confirmed
B	Analyte detected in the associated method blank	<	Less than Result value
>	Greater than Result value	J	Estimated value detected below Reporting Limit

Analytical Environmental Services, Inc

Date: 7-Aug-17

Client:	AMEC Foster Wheeler	**Client Sample ID:**	MW-207-0717
Project Name:	AGL Augusta	**Collection Date:**	7/25/2017 10:12:00 AM
Lab ID:	1707M53-007	**Matrix:**	Groundwater

Analyses	Result	Reporting Limit	Qual	Units	BatchID	Dilution Factor	Date Analyzed	Analyst
SIM Polynuclear Aromatic Hydrocarbons SW8270D				**(SW3510C)**				
Indeno(1,2,3-cd)pyrene	BRL	0.050		ug/L	246108	1	07/29/2017 01:20	YH
Dibenz(a,h)anthracene	BRL	0.10		ug/L	246108	1	07/29/2017 01:20	YH
Benzo(g,h,i)perylene	BRL	0.10		ug/L	246108	1	07/29/2017 01:20	YH
Surr: 4-Terphenyl-d14	84.7	58.5-125		%REC	246108	1	07/29/2017 01:20	YH
Mercury, Total SW7470A				**(SW7470A)**				
Mercury	BRL	0.00020		mg/L	246528	1	08/05/2017 18:11	AS
Cyanide SW9014				**(SW9010C)**				
Cyanide, Total	0.029	0.010		mg/L	246247	1	07/31/2017 16:00	AK

Qualifiers:

*	Value exceeds maximum contaminant level	E	Estimated (value above quantitation range)
BRL	Below reporting limit	S	Spike Recovery outside limits due to matrix
H	Holding times for preparation or analysis exceeded	Narr	See case narrative
N	Analyte not NELAC certified	NC	Not confirmed
B	Analyte detected in the associated method blank	<	Less than Result value
>	Greater than Result value	J	Estimated value detected below Reporting Limit

Analytical Environmental Services, Inc

Date: 7-Aug-17

Client:	AMEC Foster Wheeler	**Client Sample ID:**	MW-508BR-0717
Project Name:	AGL Augusta	**Collection Date:**	7/25/2017 11:52:00 AM
Lab ID:	1707M53-008	**Matrix:**	Groundwater

Analyses	Result	Reporting Limit	Qual	Units	BatchID	Dilution Factor	Date Analyzed	Analyst
Volatile Organic Compounds by GC/MS SW8260B				**(SW5030B)**				
Acetone	BRL	50		ug/L	246274	1	08/01/2017 23:59	MD
Benzene	BRL	5.0		ug/L	246274	1	08/01/2017 23:59	MD
Carbon disulfide	BRL	5.0		ug/L	246274	1	08/01/2017 23:59	MD
Ethylbenzene	BRL	5.0		ug/L	246274	1	08/01/2017 23:59	MD
Methylene chloride	BRL	5.0		ug/L	246274	1	08/01/2017 23:59	MD
Trichloroethene	BRL	5.0		ug/L	246274	1	08/01/2017 23:59	MD
Toluene	BRL	5.0		ug/L	246274	1	08/01/2017 23:59	MD
Xylenes, Total	BRL	5.0		ug/L	246274	1	08/01/2017 23:59	MD
Surr: 4-Bromofluorobenzene	99.3	66.1-129		%REC	246274	1	08/01/2017 23:59	MD
Surr: Dibromofluoromethane	101	83.6-123		%REC	246274	1	08/01/2017 23:59	MD
Surr: Toluene-d8	96.5	81.8-118		%REC	246274	1	08/01/2017 23:59	MD
Total Metals by ICP/MS SW6020B				**(SW3005A)**				
Antimony	BRL	0.00600		mg/L	246138	1	08/01/2017 05:21	JR
Arsenic	BRL	0.0500		mg/L	246138	1	08/01/2017 05:21	JR
Barium	0.297	0.00400		mg/L	246138	1	08/01/2017 05:21	JR
Beryllium	BRL	0.00400		mg/L	246138	1	08/01/2017 05:21	JR
Cadmium	BRL	0.00500		mg/L	246138	1	08/01/2017 05:21	JR
Chromium	BRL	0.0100		mg/L	246138	1	08/01/2017 05:21	JR
Copper	BRL	0.0100		mg/L	246138	1	08/01/2017 05:21	JR
Lead	BRL	0.0100		mg/L	246138	1	08/01/2017 05:21	JR
Nickel	BRL	0.0200		mg/L	246138	1	08/01/2017 05:21	JR
Selenium	BRL	0.0200		mg/L	246138	1	08/01/2017 05:21	JR
Thallium	BRL	0.00200		mg/L	246138	1	08/01/2017 05:21	JR
Vanadium	0.0122	0.0100		mg/L	246138	1	08/01/2017 05:21	JR
Zinc	BRL	0.0200		mg/L	246138	1	08/01/2017 05:21	JR
SIM Polynuclear Aromatic Hydrocarbons SW8270D				**(SW3510C)**				
Naphthalene	BRL	0.50		ug/L	246108	1	07/29/2017 01:46	YH
Acenaphthylene	BRL	1.0		ug/L	246108	1	07/29/2017 01:46	YH
Acenaphthene	BRL	0.50		ug/L	246108	1	07/29/2017 01:46	YH
Fluorene	BRL	0.10		ug/L	246108	1	07/29/2017 01:46	YH
Phenanthrene	BRL	0.050		ug/L	246108	1	07/29/2017 01:46	YH
Anthracene	BRL	0.050		ug/L	246108	1	07/29/2017 01:46	YH
Fluoranthene	BRL	0.10		ug/L	246108	1	07/29/2017 01:46	YH
Pyrene	BRL	0.050		ug/L	246108	1	07/29/2017 01:46	YH
Benz(a)anthracene	BRL	0.050		ug/L	246108	1	07/29/2017 01:46	YH
Chrysene	BRL	0.050		ug/L	246108	1	07/29/2017 01:46	YH
Benzo(b)fluoranthene	BRL	0.10		ug/L	246108	1	07/29/2017 01:46	YH
Benzo(k)fluoranthene	BRL	0.050		ug/L	246108	1	07/29/2017 01:46	YH
Benzo(a)pyrene	BRL	0.050		ug/L	246108	1	07/29/2017 01:46	YH

Qualifiers:

*	Value exceeds maximum contaminant level	E	Estimated (value above quantitation range)
BRL	Below reporting limit	S	Spike Recovery outside limits due to matrix
H	Holding times for preparation or analysis exceeded	Narr	See case narrative
N	Analyte not NELAC certified	NC	Not confirmed
B	Analyte detected in the associated method blank	<	Less than Result value
>	Greater than Result value	J	Estimated value detected below Reporting Limit

Analytical Environmental Services, Inc **Date:** 7-Aug-17

Client:	AMEC Foster Wheeler	**Client Sample ID:**	MW-508BR-0717
Project Name:	AGL Augusta	**Collection Date:**	7/25/2017 11:52:00 AM
Lab ID:	1707M53-008	**Matrix:**	Groundwater

Analyses	Result	Reporting Limit	Qual	Units	BatchID	Dilution Factor	Date Analyzed	Analyst
SIM Polynuclear Aromatic Hydrocarbons SW8270D				**(SW3510C)**				
Indeno(1,2,3-cd)pyrene	BRL	0.050		ug/L	246108	1	07/29/2017 01:46	YH
Dibenz(a,h)anthracene	BRL	0.10		ug/L	246108	1	07/29/2017 01:46	YH
Benzo(g,h,i)perylene	BRL	0.10		ug/L	246108	1	07/29/2017 01:46	YH
Surr: 4-Terphenyl-d14	94.4	58.5-125		%REC	246108	1	07/29/2017 01:46	YH
Mercury, Total SW7470A				**(SW7470A)**				
Mercury	BRL	0.00020		mg/L	246528	1	08/05/2017 18:21	AS
Cyanide SW9014				**(SW9010C)**				
Cyanide, Total	BRL	0.010		mg/L	246247	1	07/31/2017 16:00	AK

Qualifiers:

*	Value exceeds maximum contaminant level	E	Estimated (value above quantitation range)
BRL	Below reporting limit	S	Spike Recovery outside limits due to matrix
H	Holding times for preparation or analysis exceeded	Narr	See case narrative
N	Analyte not NELAC certified	NC	Not confirmed
B	Analyte detected in the associated method blank	<	Less than Result value
>	Greater than Result value	J	Estimated value detected below Reporting Limit

Analytical Environmental Services, Inc

Date: 7-Aug-17

Client:	AMEC Foster Wheeler	**Client Sample ID:**	MW-12-0717
Project Name:	AGL Augusta	**Collection Date:**	7/25/2017 1:37:00 PM
Lab ID:	1707M53-009	**Matrix:**	Groundwater

Analyses	Result	Reporting Limit	Qual	Units	BatchID	Dilution Factor	Date Analyzed	Analyst
Volatile Organic Compounds by GC/MS SW8260B				**(SW5030B)**				
Acetone	BRL	5000		ug/L	246274	100	08/01/2017 12:01	NP
Benzene	8700	500		ug/L	246274	100	08/01/2017 12:01	NP
Carbon disulfide	BRL	500		ug/L	246274	100	08/01/2017 12:01	NP
Ethylbenzene	2200	500		ug/L	246274	100	08/01/2017 12:01	NP
Methylene chloride	BRL	500		ug/L	246274	100	08/01/2017 12:01	NP
Trichloroethene	BRL	500		ug/L	246274	100	08/01/2017 12:01	NP
Toluene	1400	500		ug/L	246274	100	08/01/2017 12:01	NP
Xylenes, Total	1700	500		ug/L	246274	100	08/01/2017 12:01	NP
Surr: 4-Bromofluorobenzene	86.9	66.1-129		%REC	246274	100	08/01/2017 12:01	NP
Surr: Dibromofluoromethane	93.2	83.6-123		%REC	246274	100	08/01/2017 12:01	NP
Surr: Toluene-d8	97.3	81.8-118		%REC	246274	100	08/01/2017 12:01	NP
Total Metals by ICP/MS SW6020B				**(SW3005A)**				
Antimony	BRL	0.00600		mg/L	246138	1	08/01/2017 05:27	JR
Arsenic	BRL	0.0500		mg/L	246138	1	08/01/2017 05:27	JR
Barium	0.195	0.00400		mg/L	246138	1	08/01/2017 05:27	JR
Beryllium	BRL	0.00400		mg/L	246138	1	08/01/2017 05:27	JR
Cadmium	BRL	0.00500		mg/L	246138	1	08/01/2017 05:27	JR
Chromium	BRL	0.0100		mg/L	246138	1	08/01/2017 05:27	JR
Copper	BRL	0.0100		mg/L	246138	1	08/01/2017 05:27	JR
Lead	BRL	0.0100		mg/L	246138	1	08/01/2017 05:27	JR
Nickel	BRL	0.0200		mg/L	246138	1	08/01/2017 05:27	JR
Selenium	BRL	0.0200		mg/L	246138	1	08/01/2017 05:27	JR
Thallium	BRL	0.00200		mg/L	246138	1	08/01/2017 05:27	JR
Vanadium	BRL	0.0100		mg/L	246138	1	08/01/2017 05:27	JR
Zinc	BRL	0.0200		mg/L	246138	1	08/01/2017 05:27	JR
SIM Polynuclear Aromatic Hydrocarbons SW8270D				**(SW3510C)**				
Naphthalene	6300	500		ug/L	246108	1000	08/01/2017 15:14	YH
Acenaphthylene	6.1	1.0		ug/L	246108	1	07/29/2017 02:11	YH
Acenaphthene	130	50		ug/L	246108	100	08/01/2017 00:47	YH
Fluorene	24	10		ug/L	246108	100	08/01/2017 00:47	YH
Phenanthrene	15	5.0		ug/L	246108	100	08/01/2017 00:47	YH
Anthracene	1.7	0.050		ug/L	246108	1	07/29/2017 02:11	YH
Fluoranthene	0.30	0.10		ug/L	246108	1	07/29/2017 02:11	YH
Pyrene	0.31	0.050		ug/L	246108	1	07/29/2017 02:11	YH
Benz(a)anthracene	BRL	0.050		ug/L	246108	1	07/29/2017 02:11	YH
Chrysene	BRL	0.050		ug/L	246108	1	07/29/2017 02:11	YH
Benzo(b)fluoranthene	BRL	0.10		ug/L	246108	1	07/29/2017 02:11	YH
Benzo(k)fluoranthene	BRL	0.050		ug/L	246108	1	07/29/2017 02:11	YH
Benzo(a)pyrene	BRL	0.050		ug/L	246108	1	07/29/2017 02:11	YH

Qualifiers:

*	Value exceeds maximum contaminant level	E	Estimated (value above quantitation range)
BRL	Below reporting limit	S	Spike Recovery outside limits due to matrix
H	Holding times for preparation or analysis exceeded	Narr	See case narrative
N	Analyte not NELAC certified	NC	Not confirmed
B	Analyte detected in the associated method blank	<	Less than Result value
>	Greater than Result value	J	Estimated value detected below Reporting Limit

Analytical Environmental Services, Inc **Date:** 7-Aug-17

Client:	AMEC Foster Wheeler	**Client Sample ID:**	MW-12-0717
Project Name:	AGL Augusta	**Collection Date:**	7/25/2017 1:37:00 PM
Lab ID:	1707M53-009	**Matrix:**	Groundwater

Analyses	Result	Reporting Limit	Qual	Units	BatchID	Dilution Factor	Date Analyzed	Analyst
SIM Polynuclear Aromatic Hydrocarbons SW8270D				**(SW3510C)**				
Indeno(1,2,3-cd)pyrene	BRL	0.050		ug/L	246108	1	07/29/2017 02:11	YH
Dibenz(a,h)anthracene	BRL	0.10		ug/L	246108	1	07/29/2017 02:11	YH
Benzo(g,h,i)perylene	BRL	0.10		ug/L	246108	1	07/29/2017 02:11	YH
Surr: 4-Terphenyl-d14	94	58.5-125		%REC	246108	1	07/29/2017 02:11	YH
Mercury, Total SW7470A				**(SW7470A)**				
Mercury	BRL	0.00020		mg/L	246528	1	08/05/2017 18:24	AS
Cyanide SW9014				**(SW9010C)**				
Cyanide, Total	BRL	0.010		mg/L	246247	1	07/31/2017 16:00	AK

Qualifiers:

*	Value exceeds maximum contaminant level	E	Estimated (value above quantitation range)
BRL	Below reporting limit	S	Spike Recovery outside limits due to matrix
H	Holding times for preparation or analysis exceeded	Narr	See case narrative
N	Analyte not NELAC certified	NC	Not confirmed
B	Analyte detected in the associated method blank	<	Less than Result value
>	Greater than Result value	J	Estimated value detected below Reporting Limit

Analytical Environmental Services, Inc

Date: 7-Aug-17

Client:	AMEC Foster Wheeler	**Client Sample ID:**	DUP-1-0717
Project Name:	AGL Augusta	**Collection Date:**	7/25/2017 12:00:00 PM
Lab ID:	1707M53-010	**Matrix:**	Groundwater

Analyses	Result	Reporting Limit	Qual	Units	BatchID	Dilution Factor	Date Analyzed	Analyst
Volatile Organic Compounds by GC/MS SW8260B				**(SW5030B)**				
Acetone	BRL	5000		ug/L	246274	100	08/01/2017 20:50	MD
Benzene	9300	500		ug/L	246274	100	08/01/2017 20:50	MD
Carbon disulfide	BRL	500		ug/L	246274	100	08/01/2017 20:50	MD
Ethylbenzene	2300	500		ug/L	246274	100	08/01/2017 20:50	MD
Methylene chloride	BRL	500		ug/L	246274	100	08/01/2017 20:50	MD
Trichloroethene	BRL	500		ug/L	246274	100	08/01/2017 20:50	MD
Toluene	1600	500		ug/L	246274	100	08/01/2017 20:50	MD
Xylenes, Total	1900	500		ug/L	246274	100	08/01/2017 20:50	MD
Surr: 4-Bromofluorobenzene	103	66.1-129		%REC	246274	100	08/01/2017 20:50	MD
Surr: Dibromofluoromethane	97.7	83.6-123		%REC	246274	100	08/01/2017 20:50	MD
Surr: Toluene-d8	94.9	81.8-118		%REC	246274	100	08/01/2017 20:50	MD
Total Metals by ICP/MS SW6020B				**(SW3005A)**				
Antimony	BRL	0.00600		mg/L	246138	1	08/01/2017 05:33	JR
Arsenic	BRL	0.0500		mg/L	246138	1	08/01/2017 05:33	JR
Barium	0.196	0.00400		mg/L	246138	1	08/01/2017 05:33	JR
Beryllium	BRL	0.00400		mg/L	246138	1	08/01/2017 05:33	JR
Cadmium	BRL	0.00500		mg/L	246138	1	08/01/2017 05:33	JR
Chromium	BRL	0.0100		mg/L	246138	1	08/01/2017 05:33	JR
Copper	BRL	0.0100		mg/L	246138	1	08/01/2017 05:33	JR
Lead	BRL	0.0100		mg/L	246138	1	08/01/2017 05:33	JR
Nickel	BRL	0.0200		mg/L	246138	1	08/01/2017 05:33	JR
Selenium	BRL	0.0200		mg/L	246138	1	08/01/2017 05:33	JR
Thallium	BRL	0.00200		mg/L	246138	1	08/01/2017 05:33	JR
Vanadium	BRL	0.0100		mg/L	246138	1	08/01/2017 05:33	JR
Zinc	BRL	0.0200		mg/L	246138	1	08/01/2017 05:33	JR
SIM Polynuclear Aromatic Hydrocarbons SW8270D				**(SW3510C)**				
Naphthalene	7100	500		ug/L	246108	1000	08/01/2017 15:41	YH
Acenaphthylene	5.1	1.0		ug/L	246108	1	07/29/2017 02:38	YH
Acenaphthene	120	50		ug/L	246108	100	08/01/2017 01:13	YH
Fluorene	23	10		ug/L	246108	100	08/01/2017 01:13	YH
Phenanthrene	19	5.0		ug/L	246108	100	08/01/2017 01:13	YH
Anthracene	2.4	0.050		ug/L	246108	1	07/29/2017 02:38	YH
Fluoranthene	0.39	0.10		ug/L	246108	1	07/29/2017 02:38	YH
Pyrene	0.42	0.050		ug/L	246108	1	07/29/2017 02:38	YH
Benz(a)anthracene	BRL	0.050		ug/L	246108	1	07/29/2017 02:38	YH
Chrysene	BRL	0.050		ug/L	246108	1	07/29/2017 02:38	YH
Benzo(b)fluoranthene	BRL	0.10		ug/L	246108	1	07/29/2017 02:38	YH
Benzo(k)fluoranthene	BRL	0.050		ug/L	246108	1	07/29/2017 02:38	YH
Benzo(a)pyrene	BRL	0.050		ug/L	246108	1	07/29/2017 02:38	YH

Qualifiers:

*	Value exceeds maximum contaminant level	E	Estimated (value above quantitation range)
BRL	Below reporting limit	S	Spike Recovery outside limits due to matrix
H	Holding times for preparation or analysis exceeded	Narr	See case narrative
N	Analyte not NELAC certified	NC	Not confirmed
B	Analyte detected in the associated method blank	<	Less than Result value
>	Greater than Result value	J	Estimated value detected below Reporting Limit

Analytical Environmental Services, Inc **Date:** 7-Aug-17

Client:	AMEC Foster Wheeler	**Client Sample ID:**	DUP-1-0717
Project Name:	AGL Augusta	**Collection Date:**	7/25/2017 12:00:00 PM
Lab ID:	1707M53-010	**Matrix:**	Groundwater

Analyses	Result	Reporting Limit	Qual	Units	BatchID	Dilution Factor	Date Analyzed	Analyst
SIM Polynuclear Aromatic Hydrocarbons SW8270D				**(SW3510C)**				
Indeno(1,2,3-cd)pyrene	BRL	0.050		ug/L	246108	1	07/29/2017 02:38	YH
Dibenz(a,h)anthracene	BRL	0.10		ug/L	246108	1	07/29/2017 02:38	YH
Benzo(g,h,i)perylene	BRL	0.10		ug/L	246108	1	07/29/2017 02:38	YH
Surr: 4-Terphenyl-d14	91.4	58.5-125		%REC	246108	1	07/29/2017 02:38	YH
Mercury, Total SW7470A				**(SW7470A)**				
Mercury	BRL	0.00020		mg/L	246528	1	08/05/2017 18:27	AS
Cyanide SW9014				**(SW9010C)**				
Cyanide, Total	0.017	0.010		mg/L	246247	1	07/31/2017 16:00	AK

Qualifiers:

*	Value exceeds maximum contaminant level	E	Estimated (value above quantitation range)
BRL	Below reporting limit	S	Spike Recovery outside limits due to matrix
H	Holding times for preparation or analysis exceeded	Narr	See case narrative
N	Analyte not NELAC certified	NC	Not confirmed
B	Analyte detected in the associated method blank	<	Less than Result value
>	Greater than Result value	J	Estimated value detected below Reporting Limit

Analytical Environmental Services, Inc

Date: 7-Aug-17

Client:	AMEC Foster Wheeler	**Client Sample ID:**	MW-311-0717
Project Name:	AGL Augusta	**Collection Date:**	7/25/2017 3:42:00 PM
Lab ID:	1707M53-011	**Matrix:**	Groundwater

Analyses	Result	Reporting Limit	Qual	Units	BatchID	Dilution Factor	Date Analyzed	Analyst
Volatile Organic Compounds by GC/MS SW8260B				**(SW5030B)**				
Acetone	BRL	50		ug/L	246274	1	08/02/2017 00:22	MD
Benzene	BRL	5.0		ug/L	246274	1	08/02/2017 00:22	MD
Carbon disulfide	BRL	5.0		ug/L	246274	1	08/02/2017 00:22	MD
Ethylbenzene	BRL	5.0		ug/L	246274	1	08/02/2017 00:22	MD
Methylene chloride	BRL	5.0		ug/L	246274	1	08/02/2017 00:22	MD
Trichloroethene	BRL	5.0		ug/L	246274	1	08/02/2017 00:22	MD
Toluene	BRL	5.0		ug/L	246274	1	08/02/2017 00:22	MD
Xylenes, Total	BRL	5.0		ug/L	246274	1	08/02/2017 00:22	MD
Surr: 4-Bromofluorobenzene	94.4	66.1-129		%REC	246274	1	08/02/2017 00:22	MD
Surr: Dibromofluoromethane	94.7	83.6-123		%REC	246274	1	08/02/2017 00:22	MD
Surr: Toluene-d8	94.4	81.8-118		%REC	246274	1	08/02/2017 00:22	MD
Total Metals by ICP/MS SW6020B				**(SW3005A)**				
Antimony	BRL	0.00600		mg/L	246138	1	08/01/2017 05:39	JR
Arsenic	BRL	0.0500		mg/L	246138	1	08/01/2017 05:39	JR
Barium	0.0187	0.00400		mg/L	246138	1	08/01/2017 05:39	JR
Beryllium	BRL	0.00400		mg/L	246138	1	08/01/2017 05:39	JR
Cadmium	0.0312	0.00500		mg/L	246138	1	08/01/2017 05:39	JR
Chromium	BRL	0.0100		mg/L	246138	1	08/01/2017 05:39	JR
Copper	BRL	0.0100		mg/L	246138	1	08/01/2017 05:39	JR
Lead	BRL	0.0100		mg/L	246138	1	08/01/2017 05:39	JR
Nickel	BRL	0.0200		mg/L	246138	1	08/01/2017 05:39	JR
Selenium	BRL	0.0200		mg/L	246138	1	08/01/2017 05:39	JR
Thallium	BRL	0.00200		mg/L	246138	1	08/01/2017 05:39	JR
Vanadium	BRL	0.0100		mg/L	246138	1	08/01/2017 05:39	JR
Zinc	0.0682	0.0200		mg/L	246138	1	08/01/2017 05:39	JR
SIM Polynuclear Aromatic Hydrocarbons SW8270D				**(SW3510C)**				
Naphthalene	BRL	0.50		ug/L	246109	1	07/31/2017 17:23	YH
Acenaphthylene	BRL	1.0		ug/L	246109	1	07/31/2017 17:23	YH
Acenaphthene	BRL	0.50		ug/L	246109	1	07/31/2017 17:23	YH
Fluorene	BRL	0.10		ug/L	246109	1	07/31/2017 17:23	YH
Phenanthrene	BRL	0.050		ug/L	246109	1	07/31/2017 17:23	YH
Anthracene	BRL	0.050		ug/L	246109	1	07/31/2017 17:23	YH
Fluoranthene	BRL	0.10		ug/L	246109	1	07/31/2017 17:23	YH
Pyrene	BRL	0.050		ug/L	246109	1	07/31/2017 17:23	YH
Benz(a)anthracene	BRL	0.050		ug/L	246109	1	07/31/2017 17:23	YH
Chrysene	BRL	0.050		ug/L	246109	1	07/31/2017 17:23	YH
Benzo(b)fluoranthene	BRL	0.10		ug/L	246109	1	07/31/2017 17:23	YH
Benzo(k)fluoranthene	BRL	0.050		ug/L	246109	1	07/31/2017 17:23	YH
Benzo(a)pyrene	BRL	0.050		ug/L	246109	1	07/31/2017 17:23	YH

Qualifiers:

*	Value exceeds maximum contaminant level	E	Estimated (value above quantitation range)
BRL	Below reporting limit	S	Spike Recovery outside limits due to matrix
H	Holding times for preparation or analysis exceeded	Narr	See case narrative
N	Analyte not NELAC certified	NC	Not confirmed
B	Analyte detected in the associated method blank	<	Less than Result value
>	Greater than Result value	J	Estimated value detected below Reporting Limit

Analytical Environmental Services, Inc **Date:** 7-Aug-17

Client:	AMEC Foster Wheeler	**Client Sample ID:**	MW-311-0717
Project Name:	AGL Augusta	**Collection Date:**	7/25/2017 3:42:00 PM
Lab ID:	1707M53-011	**Matrix:**	Groundwater

Analyses	Result	Reporting Limit	Qual	Units	BatchID	Dilution Factor	Date Analyzed	Analyst
SIM Polynuclear Aromatic Hydrocarbons SW8270D				**(SW3510C)**				
Indeno(1,2,3-cd)pyrene	BRL	0.050		ug/L	246109	1	07/31/2017 17:23	YH
Dibenz(a,h)anthracene	BRL	0.10		ug/L	246109	1	07/31/2017 17:23	YH
Benzo(g,h,i)perylene	BRL	0.10		ug/L	246109	1	07/31/2017 17:23	YH
Surr: 4-Terphenyl-d14	104	58.5-125		%REC	246109	1	07/31/2017 17:23	YH
Mercury, Total SW7470A				**(SW7470A)**				
Mercury	BRL	0.00020		mg/L	246528	1	08/05/2017 18:31	AS
Cyanide SW9014				**(SW9010C)**				
Cyanide, Total	BRL	0.010		mg/L	246247	1	07/31/2017 16:00	AK

Qualifiers:

*	Value exceeds maximum contaminant level	E	Estimated (value above quantitation range)
BRL	Below reporting limit	S	Spike Recovery outside limits due to matrix
H	Holding times for preparation or analysis exceeded	Narr	See case narrative
N	Analyte not NELAC certified	NC	Not confirmed
B	Analyte detected in the associated method blank	<	Less than Result value
>	Greater than Result value	J	Estimated value detected below Reporting Limit

Analytical Environmental Services, Inc

Date: 7-Aug-17

Client:	AMEC Foster Wheeler	**Client Sample ID:**	MW-509BR-0717
Project Name:	AGL Augusta	**Collection Date:**	7/25/2017 11:20:00 AM
Lab ID:	1707M53-012	**Matrix:**	Groundwater

Analyses	Result	Reporting Limit	Qual	Units	BatchID	Dilution Factor	Date Analyzed	Analyst
Volatile Organic Compounds by GC/MS SW8260B				**(SW5030B)**				
Acetone	BRL	50		ug/L	246274	1	08/02/2017 00:46	MD
Benzene	63	5.0		ug/L	246274	1	08/02/2017 00:46	MD
Carbon disulfide	BRL	5.0		ug/L	246274	1	08/02/2017 00:46	MD
Ethylbenzene	9.8	5.0		ug/L	246274	1	08/02/2017 00:46	MD
Methylene chloride	BRL	5.0		ug/L	246274	1	08/02/2017 00:46	MD
Trichloroethene	BRL	5.0		ug/L	246274	1	08/02/2017 00:46	MD
Toluene	BRL	5.0		ug/L	246274	1	08/02/2017 00:46	MD
Xylenes, Total	6.4	5.0		ug/L	246274	1	08/02/2017 00:46	MD
Surr: 4-Bromofluorobenzene	94.2	66.1-129		%REC	246274	1	08/02/2017 00:46	MD
Surr: Dibromofluoromethane	93.5	83.6-123		%REC	246274	1	08/02/2017 00:46	MD
Surr: Toluene-d8	93.9	81.8-118		%REC	246274	1	08/02/2017 00:46	MD
Total Metals by ICP/MS SW6020B				**(SW3005A)**				
Antimony	BRL	0.00600		mg/L	246138	1	08/01/2017 05:45	JR
Arsenic	BRL	0.0500		mg/L	246138	1	08/01/2017 05:45	JR
Barium	0.127	0.00400		mg/L	246138	1	08/01/2017 05:45	JR
Beryllium	BRL	0.00400		mg/L	246138	1	08/01/2017 05:45	JR
Cadmium	0.00542	0.00500		mg/L	246138	1	08/01/2017 05:45	JR
Chromium	BRL	0.0100		mg/L	246138	1	08/01/2017 05:45	JR
Copper	BRL	0.0100		mg/L	246138	1	08/01/2017 05:45	JR
Lead	BRL	0.0100		mg/L	246138	1	08/01/2017 05:45	JR
Nickel	BRL	0.0200		mg/L	246138	1	08/01/2017 05:45	JR
Selenium	BRL	0.0200		mg/L	246138	1	08/01/2017 05:45	JR
Thallium	BRL	0.00200		mg/L	246138	1	08/01/2017 05:45	JR
Vanadium	BRL	0.0100		mg/L	246138	1	08/01/2017 05:45	JR
Zinc	0.248	0.0200		mg/L	246138	1	08/01/2017 05:45	JR
SIM Polynuclear Aromatic Hydrocarbons SW8270D				**(SW3510C)**				
Naphthalene	32	5.0		ug/L	246109	100	08/01/2017 16:09	YH
Acenaphthylene	BRL	1.0		ug/L	246109	1	07/31/2017 17:49	YH
Acenaphthene	1.2	0.50		ug/L	246109	1	07/31/2017 17:49	YH
Fluorene	0.80	0.10		ug/L	246109	1	07/31/2017 17:49	YH
Phenanthrene	1.2	0.050		ug/L	246109	1	07/31/2017 17:49	YH
Anthracene	0.12	0.050		ug/L	246109	1	07/31/2017 17:49	YH
Fluoranthene	BRL	0.10		ug/L	246109	1	07/31/2017 17:49	YH
Pyrene	0.11	0.050		ug/L	246109	1	07/31/2017 17:49	YH
Benz(a)anthracene	BRL	0.050		ug/L	246109	1	07/31/2017 17:49	YH
Chrysene	BRL	0.050		ug/L	246109	1	07/31/2017 17:49	YH
Benzo(b)fluoranthene	BRL	0.10		ug/L	246109	1	07/31/2017 17:49	YH
Benzo(k)fluoranthene	BRL	0.050		ug/L	246109	1	07/31/2017 17:49	YH
Benzo(a)pyrene	BRL	0.050		ug/L	246109	1	07/31/2017 17:49	YH

Qualifiers:

*	Value exceeds maximum contaminant level	E	Estimated (value above quantitation range)
BRL	Below reporting limit	S	Spike Recovery outside limits due to matrix
H	Holding times for preparation or analysis exceeded	Narr	See case narrative
N	Analyte not NELAC certified	NC	Not confirmed
B	Analyte detected in the associated method blank	<	Less than Result value
>	Greater than Result value	J	Estimated value detected below Reporting Limit

Analytical Environmental Services, Inc **Date:** 7-Aug-17

Client:	AMEC Foster Wheeler	**Client Sample ID:**	MW-509BR-0717
Project Name:	AGL Augusta	**Collection Date:**	7/25/2017 11:20:00 AM
Lab ID:	1707M53-012	**Matrix:**	Groundwater

Analyses	Result	Reporting Limit	Qual	Units	BatchID	Dilution Factor	Date Analyzed	Analyst
SIM Polynuclear Aromatic Hydrocarbons SW8270D				**(SW3510C)**				
Indeno(1,2,3-cd)pyrene	BRL	0.050		ug/L	246109	1	07/31/2017 17:49	YH
Dibenz(a,h)anthracene	BRL	0.10		ug/L	246109	1	07/31/2017 17:49	YH
Benzo(g,h,i)perylene	BRL	0.10		ug/L	246109	1	07/31/2017 17:49	YH
Surr: 4-Terphenyl-d14	87.7	58.5-125		%REC	246109	1	07/31/2017 17:49	YH
Mercury, Total SW7470A				**(SW7470A)**				
Mercury	BRL	0.00020		mg/L	246528	1	08/05/2017 18:34	AS
Cyanide SW9014				**(SW9010C)**				
Cyanide, Total	BRL	0.010		mg/L	246247	1	07/31/2017 16:00	AK

Qualifiers:

*	Value exceeds maximum contaminant level	E	Estimated (value above quantitation range)
BRL	Below reporting limit	S	Spike Recovery outside limits due to matrix
H	Holding times for preparation or analysis exceeded	Narr	See case narrative
N	Analyte not NELAC certified	NC	Not confirmed
B	Analyte detected in the associated method blank	<	Less than Result value
>	Greater than Result value	J	Estimated value detected below Reporting Limit

Analytical Environmental Services, Inc

Date: 7-Aug-17

Client:	AMEC Foster Wheeler	**Client Sample ID:**	MW-510BR-0717
Project Name:	AGL Augusta	**Collection Date:**	7/25/2017 1:30:00 PM
Lab ID:	1707M53-013	**Matrix:**	Groundwater

Analyses	Result	Reporting Limit	Qual	Units	BatchID	Dilution Factor	Date Analyzed	Analyst
Volatile Organic Compounds by GC/MS SW8260B				**(SW5030B)**				
Acetone	BRL	50		ug/L	246274	1	08/02/2017 01:10	MD
Benzene	110	5.0		ug/L	246274	1	08/02/2017 01:10	MD
Carbon disulfide	BRL	5.0		ug/L	246274	1	08/02/2017 01:10	MD
Ethylbenzene	56	5.0		ug/L	246274	1	08/02/2017 01:10	MD
Methylene chloride	BRL	5.0		ug/L	246274	1	08/02/2017 01:10	MD
Trichloroethene	BRL	5.0		ug/L	246274	1	08/02/2017 01:10	MD
Toluene	29	5.0		ug/L	246274	1	08/02/2017 01:10	MD
Xylenes, Total	66	5.0		ug/L	246274	1	08/02/2017 01:10	MD
Surr: 4-Bromofluorobenzene	100	66.1-129		%REC	246274	1	08/02/2017 01:10	MD
Surr: Dibromofluoromethane	97.3	83.6-123		%REC	246274	1	08/02/2017 01:10	MD
Surr: Toluene-d8	97.3	81.8-118		%REC	246274	1	08/02/2017 01:10	MD
Total Metals by ICP/MS SW6020B				**(SW3005A)**				
Antimony	BRL	0.00600		mg/L	246138	1	08/01/2017 05:52	JR
Arsenic	BRL	0.0500		mg/L	246138	1	08/01/2017 05:52	JR
Barium	0.0348	0.00400		mg/L	246138	1	08/01/2017 05:52	JR
Beryllium	BRL	0.00400		mg/L	246138	1	08/01/2017 05:52	JR
Cadmium	0.00560	0.00500		mg/L	246138	1	08/01/2017 05:52	JR
Chromium	BRL	0.0100		mg/L	246138	1	08/01/2017 05:52	JR
Copper	BRL	0.0100		mg/L	246138	1	08/01/2017 05:52	JR
Lead	BRL	0.0100		mg/L	246138	1	08/01/2017 05:52	JR
Nickel	BRL	0.0200		mg/L	246138	1	08/01/2017 05:52	JR
Selenium	BRL	0.0200		mg/L	246138	1	08/01/2017 05:52	JR
Thallium	BRL	0.00200		mg/L	246138	1	08/01/2017 05:52	JR
Vanadium	BRL	0.0100		mg/L	246138	1	08/01/2017 05:52	JR
Zinc	0.0736	0.0200		mg/L	246138	1	08/01/2017 05:52	JR
SIM Polynuclear Aromatic Hydrocarbons SW8270D				**(SW3510C)**				
Naphthalene	BRL	0.50		ug/L	246109	1	07/31/2017 18:14	YH
Acenaphthylene	BRL	1.0		ug/L	246109	1	07/31/2017 18:14	YH
Acenaphthene	4.0	0.50		ug/L	246109	1	07/31/2017 18:14	YH
Fluorene	3.9	0.10		ug/L	246109	1	07/31/2017 18:14	YH
Phenanthrene	1.1	0.050		ug/L	246109	1	07/31/2017 18:14	YH
Anthracene	1.0	0.050		ug/L	246109	1	07/31/2017 18:14	YH
Fluoranthene	1.6	0.10		ug/L	246109	1	07/31/2017 18:14	YH
Pyrene	2.2	0.050		ug/L	246109	1	07/31/2017 18:14	YH
Benz(a)anthracene	0.52	0.050		ug/L	246109	1	07/31/2017 18:14	YH
Chrysene	0.49	0.050		ug/L	246109	1	07/31/2017 18:14	YH
Benzo(b)fluoranthene	0.38	0.10		ug/L	246109	1	07/31/2017 18:14	YH
Benzo(k)fluoranthene	0.18	0.050		ug/L	246109	1	07/31/2017 18:14	YH
Benzo(a)pyrene	0.36	0.050		ug/L	246109	1	07/31/2017 18:14	YH

Qualifiers:

*	Value exceeds maximum contaminant level	E	Estimated (value above quantitation range)
BRL	Below reporting limit	S	Spike Recovery outside limits due to matrix
H	Holding times for preparation or analysis exceeded	Narr	See case narrative
N	Analyte not NELAC certified	NC	Not confirmed
B	Analyte detected in the associated method blank	<	Less than Result value
>	Greater than Result value	J	Estimated value detected below Reporting Limit

Analytical Environmental Services, Inc **Date:** 7-Aug-17

Client:	AMEC Foster Wheeler	**Client Sample ID:**	MW-510BR-0717
Project Name:	AGL Augusta	**Collection Date:**	7/25/2017 1:30:00 PM
Lab ID:	1707M53-013	**Matrix:**	Groundwater

Analyses	Result	Reporting Limit	Qual	Units	BatchID	Dilution Factor	Date Analyzed	Analyst
SIM Polynuclear Aromatic Hydrocarbons SW8270D					**(SW3510C)**			
Indeno(1,2,3-cd)pyrene	0.14	0.050		ug/L	246109	1	07/31/2017 18:14	YH
Dibenz(a,h)anthracene	BRL	0.10		ug/L	246109	1	07/31/2017 18:14	YH
Benzo(g,h,i)perylene	0.19	0.10		ug/L	246109	1	07/31/2017 18:14	YH
Surr: 4-Terphenyl-d14	90.7	58.5-125		%REC	246109	1	07/31/2017 18:14	YH
Mercury, Total SW7470A					**(SW7470A)**			
Mercury	BRL	0.00020		mg/L	246528	1	08/05/2017 18:37	AS
Cyanide SW9014					**(SW9010C)**			
Cyanide, Total	BRL	0.010		mg/L	246247	1	07/31/2017 16:00	AK

Qualifiers:

*	Value exceeds maximum contaminant level	E	Estimated (value above quantitation range)
BRL	Below reporting limit	S	Spike Recovery outside limits due to matrix
H	Holding times for preparation or analysis exceeded	Narr	See case narrative
N	Analyte not NELAC certified	NC	Not confirmed
B	Analyte detected in the associated method blank	<	Less than Result value
>	Greater than Result value	J	Estimated value detected below Reporting Limit

Analytical Environmental Services, Inc

Date: 7-Aug-17

Client:	AMEC Foster Wheeler	**Client Sample ID:**	MW-504BR-0717
Project Name:	AGL Augusta	**Collection Date:**	7/25/2017 3:25:00 PM
Lab ID:	1707M53-014	**Matrix:**	Groundwater

Analyses	Result	Reporting Limit	Qual	Units	BatchID	Dilution Factor	Date Analyzed	Analyst
Volatile Organic Compounds by GC/MS SW8260B				**(SW5030B)**				
Acetone	BRL	50		ug/L	246274	1	08/02/2017 01:35	MD
Benzene	160	5.0		ug/L	246274	1	08/02/2017 01:35	MD
Carbon disulfide	BRL	5.0		ug/L	246274	1	08/02/2017 01:35	MD
Ethylbenzene	28	5.0		ug/L	246274	1	08/02/2017 01:35	MD
Methylene chloride	BRL	5.0		ug/L	246274	1	08/02/2017 01:35	MD
Trichloroethene	BRL	5.0		ug/L	246274	1	08/02/2017 01:35	MD
Toluene	64	5.0		ug/L	246274	1	08/02/2017 01:35	MD
Xylenes, Total	46	5.0		ug/L	246274	1	08/02/2017 01:35	MD
Surr: 4-Bromofluorobenzene	97.2	66.1-129		%REC	246274	1	08/02/2017 01:35	MD
Surr: Dibromofluoromethane	95.4	83.6-123		%REC	246274	1	08/02/2017 01:35	MD
Surr: Toluene-d8	94.6	81.8-118		%REC	246274	1	08/02/2017 01:35	MD
Total Metals by ICP/MS SW6020B				**(SW3005A)**				
Antimony	BRL	0.00600		mg/L	246138	1	08/01/2017 05:58	JR
Arsenic	BRL	0.0500		mg/L	246138	1	08/01/2017 05:58	JR
Barium	0.233	0.00400		mg/L	246138	1	08/01/2017 05:58	JR
Beryllium	BRL	0.00400		mg/L	246138	1	08/01/2017 05:58	JR
Cadmium	BRL	0.00500		mg/L	246138	1	08/01/2017 05:58	JR
Chromium	BRL	0.0100		mg/L	246138	1	08/01/2017 05:58	JR
Copper	BRL	0.0100		mg/L	246138	1	08/01/2017 05:58	JR
Lead	BRL	0.0100		mg/L	246138	1	08/01/2017 05:58	JR
Nickel	BRL	0.0200		mg/L	246138	1	08/01/2017 05:58	JR
Selenium	BRL	0.0200		mg/L	246138	1	08/01/2017 05:58	JR
Thallium	BRL	0.00200		mg/L	246138	1	08/01/2017 05:58	JR
Vanadium	BRL	0.0100		mg/L	246138	1	08/01/2017 05:58	JR
Zinc	0.0632	0.0200		mg/L	246138	1	08/01/2017 05:58	JR
SIM Polynuclear Aromatic Hydrocarbons SW8270D				**(SW3510C)**				
Naphthalene	4.3	0.50		ug/L	246109	1	07/31/2017 18:40	YH
Acenaphthylene	1.2	1.0		ug/L	246109	1	07/31/2017 18:40	YH
Acenaphthene	BRL	0.50		ug/L	246109	1	07/31/2017 18:40	YH
Fluorene	0.54	0.10		ug/L	246109	1	07/31/2017 18:40	YH
Phenanthrene	0.52	0.050		ug/L	246109	1	07/31/2017 18:40	YH
Anthracene	0.074	0.050		ug/L	246109	1	07/31/2017 18:40	YH
Fluoranthene	BRL	0.10		ug/L	246109	1	07/31/2017 18:40	YH
Pyrene	0.066	0.050		ug/L	246109	1	07/31/2017 18:40	YH
Benz(a)anthracene	BRL	0.050		ug/L	246109	1	07/31/2017 18:40	YH
Chrysene	BRL	0.050		ug/L	246109	1	07/31/2017 18:40	YH
Benzo(b)fluoranthene	BRL	0.10		ug/L	246109	1	07/31/2017 18:40	YH
Benzo(k)fluoranthene	BRL	0.050		ug/L	246109	1	07/31/2017 18:40	YH
Benzo(a)pyrene	BRL	0.050		ug/L	246109	1	07/31/2017 18:40	YH

Qualifiers:

*	Value exceeds maximum contaminant level	E	Estimated (value above quantitation range)
BRL	Below reporting limit	S	Spike Recovery outside limits due to matrix
H	Holding times for preparation or analysis exceeded	Narr	See case narrative
N	Analyte not NELAC certified	NC	Not confirmed
B	Analyte detected in the associated method blank	<	Less than Result value
>	Greater than Result value	J	Estimated value detected below Reporting Limit

Analytical Environmental Services, Inc **Date:** 7-Aug-17

Client:	AMEC Foster Wheeler	**Client Sample ID:**	MW-504BR-0717
Project Name:	AGL Augusta	**Collection Date:**	7/25/2017 3:25:00 PM
Lab ID:	1707M53-014	**Matrix:**	Groundwater

Analyses	Result	Reporting Limit	Qual	Units	BatchID	Dilution Factor	Date Analyzed	Analyst
SIM Polynuclear Aromatic Hydrocarbons SW8270D				**(SW3510C)**				
Indeno(1,2,3-cd)pyrene	BRL	0.050		ug/L	246109	1	07/31/2017 18:40	YH
Dibenz(a,h)anthracene	BRL	0.10		ug/L	246109	1	07/31/2017 18:40	YH
Benzo(g,h,i)perylene	BRL	0.10		ug/L	246109	1	07/31/2017 18:40	YH
Surr: 4-Terphenyl-d14	91.1	58.5-125		%REC	246109	1	07/31/2017 18:40	YH
Mercury, Total SW7470A				**(SW7470A)**				
Mercury	BRL	0.00020		mg/L	246528	1	08/05/2017 18:41	AS
Cyanide SW9014				**(SW9010C)**				
Cyanide, Total	BRL	0.010		mg/L	246247	1	07/31/2017 16:00	AK

Qualifiers:

*	Value exceeds maximum contaminant level	E	Estimated (value above quantitation range)
BRL	Below reporting limit	S	Spike Recovery outside limits due to matrix
H	Holding times for preparation or analysis exceeded	Narr	See case narrative
N	Analyte not NELAC certified	NC	Not confirmed
B	Analyte detected in the associated method blank	<	Less than Result value
>	Greater than Result value	J	Estimated value detected below Reporting Limit

Analytical Environmental Services, Inc

Date: 7-Aug-17

Client:	AMEC Foster Wheeler	**Client Sample ID:**	MW-503BR-0717
Project Name:	AGL Augusta	**Collection Date:**	7/25/2017 5:10:00 PM
Lab ID:	1707M53-015	**Matrix:**	Groundwater

Analyses	Result	Reporting Limit	Qual	Units	BatchID	Dilution Factor	Date Analyzed	Analyst
Volatile Organic Compounds by GC/MS SW8260B				**(SW5030B)**				
Acetone	BRL	50		ug/L	246274	1	08/02/2017 01:58	MD
Benzene	690	50		ug/L	246274	10	08/02/2017 10:42	MD
Carbon disulfide	BRL	5.0		ug/L	246274	1	08/02/2017 01:58	MD
Ethylbenzene	34	5.0		ug/L	246274	1	08/02/2017 01:58	MD
Methylene chloride	BRL	5.0		ug/L	246274	1	08/02/2017 01:58	MD
Trichloroethene	BRL	5.0		ug/L	246274	1	08/02/2017 01:58	MD
Toluene	120	5.0		ug/L	246274	1	08/02/2017 01:58	MD
Xylenes, Total	62	5.0		ug/L	246274	1	08/02/2017 01:58	MD
Surr: 4-Bromofluorobenzene	97.1	66.1-129		%REC	246274	1	08/02/2017 01:58	MD
Surr: 4-Bromofluorobenzene	101	66.1-129		%REC	246274	10	08/02/2017 10:42	MD
Surr: Dibromofluoromethane	91.1	83.6-123		%REC	246274	1	08/02/2017 01:58	MD
Surr: Dibromofluoromethane	97.7	83.6-123		%REC	246274	10	08/02/2017 10:42	MD
Surr: Toluene-d8	95	81.8-118		%REC	246274	10	08/02/2017 10:42	MD
Surr: Toluene-d8	96.4	81.8-118		%REC	246274	1	08/02/2017 01:58	MD
Total Metals by ICP/MS SW6020B				**(SW3005A)**				
Antimony	BRL	0.00600		mg/L	246138	1	08/01/2017 06:04	JR
Arsenic	BRL	0.0500		mg/L	246138	1	08/01/2017 06:04	JR
Barium	0.0343	0.00400		mg/L	246138	1	08/01/2017 06:04	JR
Beryllium	BRL	0.00400		mg/L	246138	1	08/01/2017 06:04	JR
Cadmium	BRL	0.00500		mg/L	246138	1	08/01/2017 06:04	JR
Chromium	BRL	0.0100		mg/L	246138	1	08/01/2017 06:04	JR
Copper	BRL	0.0100		mg/L	246138	1	08/01/2017 06:04	JR
Lead	BRL	0.0100		mg/L	246138	1	08/01/2017 06:04	JR
Nickel	BRL	0.0200		mg/L	246138	1	08/01/2017 06:04	JR
Selenium	BRL	0.0200		mg/L	246138	1	08/01/2017 06:04	JR
Thallium	BRL	0.00200		mg/L	246138	1	08/01/2017 06:04	JR
Vanadium	BRL	0.0100		mg/L	246138	1	08/01/2017 06:04	JR
Zinc	BRL	0.0200		mg/L	246138	1	08/01/2017 06:04	JR
SIM Polynuclear Aromatic Hydrocarbons SW8270D				**(SW3510C)**				
Naphthalene	BRL	0.50		ug/L	246109	1	07/31/2017 19:06	YH
Acenaphthylene	BRL	1.0		ug/L	246109	1	07/31/2017 19:06	YH
Acenaphthene	BRL	0.50		ug/L	246109	1	07/31/2017 19:06	YH
Fluorene	BRL	0.10		ug/L	246109	1	07/31/2017 19:06	YH
Phenanthrene	BRL	0.050		ug/L	246109	1	07/31/2017 19:06	YH
Anthracene	BRL	0.050		ug/L	246109	1	07/31/2017 19:06	YH
Fluoranthene	BRL	0.10		ug/L	246109	1	07/31/2017 19:06	YH
Pyrene	0.082	0.050		ug/L	246109	1	07/31/2017 19:06	YH
Benz(a)anthracene	BRL	0.050		ug/L	246109	1	07/31/2017 19:06	YH
Chrysene	BRL	0.050		ug/L	246109	1	07/31/2017 19:06	YH

Qualifiers:

*	Value exceeds maximum contaminant level	E	Estimated (value above quantitation range)
BRL	Below reporting limit	S	Spike Recovery outside limits due to matrix
H	Holding times for preparation or analysis exceeded	Narr	See case narrative
N	Analyte not NELAC certified	NC	Not confirmed
B	Analyte detected in the associated method blank	<	Less than Result value
>	Greater than Result value	J	Estimated value detected below Reporting Limit

Analytical Environmental Services, Inc

Date: 7-Aug-17

Client:	AMEC Foster Wheeler	**Client Sample ID:**	MW-503BR-0717
Project Name:	AGL Augusta	**Collection Date:**	7/25/2017 5:10:00 PM
Lab ID:	1707M53-015	**Matrix:**	Groundwater

Analyses	Result	Reporting Limit	Qual	Units	BatchID	Dilution Factor	Date Analyzed	Analyst
SIM Polynuclear Aromatic Hydrocarbons SW8270D				**(SW3510C)**				
Benzo(b)fluoranthene	BRL	0.10		ug/L	246109	1	07/31/2017 19:06	YH
Benzo(k)fluoranthene	BRL	0.050		ug/L	246109	1	07/31/2017 19:06	YH
Benzo(a)pyrene	BRL	0.050		ug/L	246109	1	07/31/2017 19:06	YH
Indeno(1,2,3-cd)pyrene	BRL	0.050		ug/L	246109	1	07/31/2017 19:06	YH
Dibenz(a,h)anthracene	BRL	0.10		ug/L	246109	1	07/31/2017 19:06	YH
Benzo(g,h,i)perylene	BRL	0.10		ug/L	246109	1	07/31/2017 19:06	YH
Surr: 4-Terphenyl-d14	91.3	58.5-125		%REC	246109	1	07/31/2017 19:06	YH
Mercury, Total SW7470A				**(SW7470A)**				
Mercury	BRL	0.00020		mg/L	246528	1	08/05/2017 18:44	AS
Cyanide SW9014				**(SW9010C)**				
Cyanide, Total	BRL	0.010		mg/L	246247	1	07/31/2017 16:00	AK

Qualifiers:

*	Value exceeds maximum contaminant level	E	Estimated (value above quantitation range)
BRL	Below reporting limit	S	Spike Recovery outside limits due to matrix
H	Holding times for preparation or analysis exceeded	Narr	See case narrative
N	Analyte not NELAC certified	NC	Not confirmed
B	Analyte detected in the associated method blank	<	Less than Result value
>	Greater than Result value	J	Estimated value detected below Reporting Limit

Analytical Environmental Services, Inc

Date: 7-Aug-17

SUMMARY OF ANALYTES DETECTED

Analyses	Result	Qual	MDL	Reporting Limit	Units	BatchID	Dilution Factor
Client Sample ID: MW-306SAP-0717				**Lab ID:** 1707M53-002			
Collection Date: 7/25/2017 11:56:00 AM				**Matrix:** Groundwater			
Total Metals by ICP/MS SW6020B				**(SW3005A)**			
Barium	0.685		0.000185	0.00400	mg/L	246116	1
Chromium	0.0178		0.000193	0.0100	mg/L	246116	1
Nickel	0.380		0.000210	0.0200	mg/L	246116	1
Client Sample ID: MW-306D-0717				**Lab ID:** 1707M53-003			
Collection Date: 7/25/2017 1:26:00 PM				**Matrix:** Groundwater			
Total Metals by ICP/MS SW6020B				**(SW3005A)**			
Barium	0.471		0.000185	0.00400	mg/L	246116	1
SIM Polynuclear Aromatic Hydrocarbons SW8270D				**(SW3510C)**			
Pyrene	0.054		0.015	0.050	ug/L	246108	1
Client Sample ID: MW-306TZ-0717				**Lab ID:** 1707M53-004			
Collection Date: 7/25/2017 2:31:00 PM				**Matrix:** Groundwater			
Volatile Organic Compounds by GC/MS SW8260B				**(SW5030B)**			
Xylenes, Total	6.4		0.77	5.0	ug/L	246274	1
Total Metals by ICP/MS SW6020B				**(SW3005A)**			
Barium	0.775		0.000185	0.00400	mg/L	246116	1
SIM Polynuclear Aromatic Hydrocarbons SW8270D				**(SW3510C)**			
Naphthalene	360		0.72	50	ug/L	246108	100
Acenaphthene	21		1.7	5.0	ug/L	246108	100
Fluorene	3.2		0.019	0.10	ug/L	246108	1
Phenanthrene	1.8		0.022	0.050	ug/L	246108	1
Anthracene	0.35		0.026	0.050	ug/L	246108	1
Fluoranthene	0.18		0.016	0.10	ug/L	246108	1
Pyrene	0.16		0.015	0.050	ug/L	246108	1
Client Sample ID: MW-306BR-0717				**Lab ID:** 1707M53-005			
Collection Date: 7/25/2017 4:16:00 PM				**Matrix:** Groundwater			
Total Metals by ICP/MS SW6020B				**(SW3005A)**			
Barium	0.527		0.000185	0.00400	mg/L	246138	1
SIM Polynuclear Aromatic Hydrocarbons SW8270D				**(SW3510C)**			
Naphthalene	440		0.72	50	ug/L	246108	100
Acenaphthene	17		1.7	5.0	ug/L	246108	100
Fluorene	2.8		0.019	0.10	ug/L	246108	1
Phenanthrene	1.4		0.022	0.050	ug/L	246108	1
Anthracene	0.27		0.026	0.050	ug/L	246108	1
Pyrene	0.11		0.015	0.050	ug/L	246108	1
Client Sample ID: DUP-2-0717				**Lab ID:** 1707M53-006			
Collection Date: 7/25/2017 12:00:00 PM				**Matrix:** Groundwater			
Volatile Organic Compounds by GC/MS SW8260B				**(SW5030B)**			
Xylenes, Total	5.7		0.77	5.0	ug/L	246274	1
Total Metals by ICP/MS SW6020B				**(SW3005A)**			
Barium	0.506		0.000185	0.00400	mg/L	246138	1
SIM Polynuclear Aromatic Hydrocarbons SW8270D				**(SW3510C)**			
Naphthalene	350		0.72	50	ug/L	246108	100

Analytical Environmental Services, Inc

Date: 7-Aug-17

SUMMARY OF ANALYTES DETECTED

Analyses	Result	Qual	MDL	Reporting Limit	Units	BatchID	Dilution Factor
Client Sample ID: DUP-2-0717				**Lab ID:** 1707M53-006			
Collection Date: 7/25/2017 12:00:00 PM				**Matrix:** Groundwater			
SIM Polynuclear Aromatic Hydrocarbons SW8270D				**(SW3510C)**			
Acenaphthene	16		1.7	5.0	ug/L	246108	100
Fluorene	2.6		0.019	0.10	ug/L	246108	1
Phenanthrene	1.5		0.022	0.050	ug/L	246108	1
Anthracene	0.28		0.026	0.050	ug/L	246108	1
Pyrene	0.11		0.015	0.050	ug/L	246108	1
Client Sample ID: MW-207-0717				**Lab ID:** 1707M53-007			
Collection Date: 7/25/2017 10:12:00 AM				**Matrix:** Groundwater			
Total Metals by ICP/MS SW6020B				**(SW3005A)**			
Barium	0.259		0.000185	0.00400	mg/L	246138	1
Cyanide SW9014				**(SW9010C)**			
Cyanide, Total	0.029		0.00470	0.010	mg/L	246247	1
Client Sample ID: MW-508BR-0717				**Lab ID:** 1707M53-008			
Collection Date: 7/25/2017 11:52:00 AM				**Matrix:** Groundwater			
Total Metals by ICP/MS SW6020B				**(SW3005A)**			
Barium	0.297		0.000185	0.00400	mg/L	246138	1
Vanadium	0.0122		0.000170	0.0100	mg/L	246138	1
Client Sample ID: MW-12-0717				**Lab ID:** 1707M53-009			
Collection Date: 7/25/2017 1:37:00 PM				**Matrix:** Groundwater			
Volatile Organic Compounds by GC/MS SW8260B				**(SW5030B)**			
Benzene	8700		37	500	ug/L	246274	100
Ethylbenzene	2200		26	500	ug/L	246274	100
Toluene	1400		39	500	ug/L	246274	100
Xylenes, Total	1700		77	500	ug/L	246274	100
Total Metals by ICP/MS SW6020B				**(SW3005A)**			
Barium	0.195		0.000185	0.00400	mg/L	246138	1
SIM Polynuclear Aromatic Hydrocarbons SW8270D				**(SW3510C)**			
Naphthalene	6300		7.2	500	ug/L	246108	1000
Acenaphthylene	6.1		0.020	1.0	ug/L	246108	1
Acenaphthene	130		1.7	50	ug/L	246108	100
Fluorene	24		1.9	10	ug/L	246108	100
Phenanthrene	15		2.2	5.0	ug/L	246108	100
Anthracene	1.7		0.026	0.050	ug/L	246108	1
Fluoranthene	0.30		0.016	0.10	ug/L	246108	1
Pyrene	0.31		0.015	0.050	ug/L	246108	1
Client Sample ID: DUP-1-0717				**Lab ID:** 1707M53-010			
Collection Date: 7/25/2017 12:00:00 PM				**Matrix:** Groundwater			
Volatile Organic Compounds by GC/MS SW8260B				**(SW5030B)**			
Benzene	9300		37	500	ug/L	246274	100
Ethylbenzene	2300		26	500	ug/L	246274	100
Toluene	1600		39	500	ug/L	246274	100
Xylenes, Total	1900		77	500	ug/L	246274	100
Total Metals by ICP/MS SW6020B				**(SW3005A)**			
Barium	0.196		0.000185	0.00400	mg/L	246138	1

Analytical Environmental Services, Inc

Date: 7-Aug-17

SUMMARY OF ANALYTES DETECTED

Analyses	Result	Qual	MDL	Reporting Limit	Units	BatchID	Dilution Factor
Client Sample ID: DUP-1-0717				**Lab ID:** 1707M53-010			
Collection Date: 7/25/2017 12:00:00 PM				**Matrix:** Groundwater			
SIM Polynuclear Aromatic Hydrocarbons SW8270D				**(SW3510C)**			
Naphthalene	7100		7.2	500	ug/L	246108	1000
Acenaphthylene	5.1		0.020	1.0	ug/L	246108	1
Acenaphthene	120		1.7	50	ug/L	246108	100
Fluorene	23		1.9	10	ug/L	246108	100
Phenanthrene	19		2.2	5.0	ug/L	246108	100
Anthracene	2.4		0.026	0.050	ug/L	246108	1
Fluoranthene	0.39		0.016	0.10	ug/L	246108	1
Pyrene	0.42		0.015	0.050	ug/L	246108	1
Cyanide SW9014				**(SW9010C)**			
Cyanide, Total	0.017		0.00470	0.010	mg/L	246247	1
Client Sample ID: MW-311-0717				**Lab ID:** 1707M53-011			
Collection Date: 7/25/2017 3:42:00 PM				**Matrix:** Groundwater			
Total Metals by ICP/MS SW6020B				**(SW3005A)**			
Barium	0.0187		0.000185	0.00400	mg/L	246138	1
Cadmium	0.0312		0.000148	0.00500	mg/L	246138	1
Zinc	0.0682		0.000580	0.0200	mg/L	246138	1
Client Sample ID: MW-509BR-0717				**Lab ID:** 1707M53-012			
Collection Date: 7/25/2017 11:20:00 AM				**Matrix:** Groundwater			
Volatile Organic Compounds by GC/MS SW8260B				**(SW5030B)**			
Benzene	63		0.37	5.0	ug/L	246274	1
Ethylbenzene	9.8		0.26	5.0	ug/L	246274	1
Xylenes, Total	6.4		0.77	5.0	ug/L	246274	1
Total Metals by ICP/MS SW6020B				**(SW3005A)**			
Barium	0.127		0.000185	0.00400	mg/L	246138	1
Cadmium	0.00542		0.000148	0.00500	mg/L	246138	1
Zinc	0.248		0.000580	0.0200	mg/L	246138	1
SIM Polynuclear Aromatic Hydrocarbons SW8270D				**(SW3510C)**			
Naphthalene	32		0.72	5.0	ug/L	246109	100
Acenaphthene	1.2		0.017	0.50	ug/L	246109	1
Fluorene	0.80		0.019	0.10	ug/L	246109	1
Phenanthrene	1.2		0.022	0.050	ug/L	246109	1
Anthracene	0.12		0.026	0.050	ug/L	246109	1
Pyrene	0.11		0.015	0.050	ug/L	246109	1
Client Sample ID: MW-510BR-0717				**Lab ID:** 1707M53-013			
Collection Date: 7/25/2017 1:30:00 PM				**Matrix:** Groundwater			
Volatile Organic Compounds by GC/MS SW8260B				**(SW5030B)**			
Benzene	110		0.37	5.0	ug/L	246274	1
Ethylbenzene	56		0.26	5.0	ug/L	246274	1
Toluene	29		0.39	5.0	ug/L	246274	1
Xylenes, Total	66		0.77	5.0	ug/L	246274	1
Total Metals by ICP/MS SW6020B				**(SW3005A)**			
Barium	0.0348		0.000185	0.00400	mg/L	246138	1
Cadmium	0.00560		0.000148	0.00500	mg/L	246138	1
Zinc	0.0736		0.000580	0.0200	mg/L	246138	1

Analytical Environmental Services, Inc

Date: 7-Aug-17

SUMMARY OF ANALYTES DETECTED

Analyses	Result	Qual	MDL	Reporting Limit	Units	BatchID	Dilution Factor
Client Sample ID: MW-510BR-0717				**Lab ID:** 1707M53-013			
Collection Date: 7/25/2017 1:30:00 PM				**Matrix:** Groundwater			
SIM Polynuclear Aromatic Hydrocarbons SW8270D				**(SW3510C)**			
Acenaphthene	4.0		0.017	0.50	ug/L	246109	1
Fluorene	3.9		0.019	0.10	ug/L	246109	1
Phenanthrene	1.1		0.022	0.050	ug/L	246109	1
Anthracene	1.0		0.026	0.050	ug/L	246109	1
Fluoranthene	1.6		0.016	0.10	ug/L	246109	1
Pyrene	2.2		0.015	0.050	ug/L	246109	1
Benz(a)anthracene	0.52		0.018	0.050	ug/L	246109	1
Chrysene	0.49		0.017	0.050	ug/L	246109	1
Benzo(b)fluoranthene	0.38		0.020	0.10	ug/L	246109	1
Benzo(k)fluoranthene	0.18		0.026	0.050	ug/L	246109	1
Benzo(a)pyrene	0.36		0.022	0.050	ug/L	246109	1
Indeno(1,2,3-cd)pyrene	0.14		0.012	0.050	ug/L	246109	1
Benzo(g,h,i)perylene	0.19		0.014	0.10	ug/L	246109	1
Client Sample ID: MW-504BR-0717				**Lab ID:** 1707M53-014			
Collection Date: 7/25/2017 3:25:00 PM				**Matrix:** Groundwater			
Volatile Organic Compounds by GC/MS SW8260B				**(SW5030B)**			
Benzene	160		0.37	5.0	ug/L	246274	1
Ethylbenzene	28		0.26	5.0	ug/L	246274	1
Toluene	64		0.39	5.0	ug/L	246274	1
Xylenes, Total	46		0.77	5.0	ug/L	246274	1
Total Metals by ICP/MS SW6020B				**(SW3005A)**			
Barium	0.233		0.000185	0.00400	mg/L	246138	1
Zinc	0.0632		0.000580	0.0200	mg/L	246138	1
SIM Polynuclear Aromatic Hydrocarbons SW8270D				**(SW3510C)**			
Naphthalene	4.3		0.0072	0.50	ug/L	246109	1
Acenaphthylene	1.2		0.020	1.0	ug/L	246109	1
Fluorene	0.54		0.019	0.10	ug/L	246109	1
Phenanthrene	0.52		0.022	0.050	ug/L	246109	1
Anthracene	0.074		0.026	0.050	ug/L	246109	1
Pyrene	0.066		0.015	0.050	ug/L	246109	1
Client Sample ID: MW-503BR-0717				**Lab ID:** 1707M53-015			
Collection Date: 7/25/2017 5:10:00 PM				**Matrix:** Groundwater			
Volatile Organic Compounds by GC/MS SW8260B				**(SW5030B)**			
Benzene	690		3.7	50	ug/L	246274	10
Ethylbenzene	34		0.26	5.0	ug/L	246274	1
Toluene	120		0.39	5.0	ug/L	246274	1
Xylenes, Total	62		0.77	5.0	ug/L	246274	1
Total Metals by ICP/MS SW6020B				**(SW3005A)**			
Barium	0.0343		0.000185	0.00400	mg/L	246138	1
SIM Polynuclear Aromatic Hydrocarbons SW8270D				**(SW3510C)**			
Pyrene	0.082		0.015	0.050	ug/L	246109	1

Qualifiers:
* Value exceeds maximum contaminant level
BRL Below reporting limit
E Estimated (value above quantitation range)
S Spike Recovery outside limits due to matrix

Analytical Environmental Services, Inc

Date: 7-Aug-17

SUMMARY OF ANALYTES DETECTED

Analyses	Result	Qual	MDL	Reporting Limit	Units	BatchID	Dilution Factor

H	Holding times for preparation or analysis exceeded	Narr	See case narrative
N	Analyte not NELAC certified	NC	Not confirmed
B	Analyte detected in the associated method blank	<	Less than Result value
>	Greater than Result value	J	Estimated value detected below Reporting Limit

AES | Analytical Environmental Services, Inc.

SAMPLE/COOLER RECEIPT CHECKLIST

1. Client Name: _____ AES Work Order Number: _____

2. Carrier: FedEx ☐ UPS ☐ USPS ☐ Client ☐ Courier ☐ Other _____

		Yes	No	N/A	Details	Comments
3.	Shipping container/cooler received in good condition?				damaged ☐ leaking ☐ other ☐	
4.	Custody seals present on shipping container?					
5.	Custody seals intact on shipping container?					
6.	Temperature blanks present?					
7.	Cooler temperature(s) within limits of 0-6°C? [See item 13 and 14 for temperature recordings.]				Cooling initiated for recently collected samples / ice present ☐	
8.	Chain of Custody (COC) present?					
9.	Chain of Custody signed, dated, and timed when relinquished and received?					
10.	Sampler name and/or signature on COC?					
11.	Were all samples received within holding time?					
12.	TAT marked on the COC?				If no TAT indicated, proceeded with standard TAT per Terms & Conditions. ☐	

13. Cooler 1 Temperature _____ °C Cooler 2 Temperature _____ °C Cooler 3 Temperature _____ °C Cooler 4 Temperature _____ °C

Cooler 5 Temperature _____ °C Cooler 6 Temperature _____ °C Cooler 7 Temperature _____ °C Cooler 8 Temperature _____ °C

15. Comments: _____

I certify that I have completed sections 1-15 (dated initials). _____

		Yes	No	N/A	Details	Comments
16.	Were sample containers intact upon receipt?					
17.	Custody seals present on sample containers?					
18.	Custody seals intact on sample containers?					
19.	Do sample container labels match the COC?				incomplete info ☐ illegible ☐ no label ☐ other ☐	
20.	Are analyses requested indicated on the COC?					
21.	Were all of the samples listed on the COC received?				samples received but not listed on COC ☐ samples listed on COC not received ☐	
22.	Was the sample collection date/time noted?					
23.	Did we receive sufficient sample volume for indicated analyses?					
24.	Were samples received in appropriate containers?					
25.	Were VOA samples received without headspace (< 1/4" bubble)?					
26.	Were trip blanks submitted?				listed on COC ☐ not listed on COC ☐	

27. Comments: _____

I certify that I have completed sections 16-27 (dated initials). _____

		Yes	No	N/A	Details	Comments
28.	Have containers needing chemical preservation been checked? *					
29.	Containers meet preservation guidelines?					
30.	Was pH adjusted at Sample Receipt?					

I certify that I have completed sections 28-30 (dated initials). _____

Analytical Environmental Services, Inc

Date: 7-Aug-17

Client: AMEC Foster Wheeler
Project Name: AGL Augusta
Lab Order: 1707M53

Dates Report

Lab Sample ID	Client Sample ID	Collection Date	Matrix	Test Name	TCLP Date	Prep Date	Analysis Date
1707M53-001A	TB-01-0717	7/25/2017 8:30:00AM	Aqueous	Volatile Organic Compounds by GC/MS		8/1/2017 8:59:00AM	08/01/2017
1707M53-002A	MW-306SAP-0717	7/25/2017 11:56:00AM	Groundwater	Volatile Organic Compounds by GC/MS		8/1/2017 8:59:00AM	08/02/2017
1707M53-002B	MW-306SAP-0717	7/25/2017 11:56:00AM	Groundwater	Total Metals by ICP/MS		7/28/2017 11:26:00AM	08/01/2017
1707M53-002B	MW-306SAP-0717	7/25/2017 11:56:00AM	Groundwater	TOTAL MERCURY		8/5/2017 1:58:00PM	08/05/2017
1707M53-002C	MW-306SAP-0717	7/25/2017 11:56:00AM	Groundwater	Cyanide		7/31/2017 3:00:00PM	07/31/2017
1707M53-002D	MW-306SAP-0717	7/25/2017 11:56:00AM	Groundwater	Polynuclear Aromatic Hydrocarbons		7/28/2017 9:30:00AM	07/28/2017
1707M53-003A	MW-306D-0717	7/25/2017 1:26:00PM	Groundwater	Volatile Organic Compounds by GC/MS		8/1/2017 8:59:00AM	08/02/2017
1707M53-003B	MW-306D-0717	7/25/2017 1:26:00PM	Groundwater	Total Metals by ICP/MS		7/28/2017 11:26:00AM	08/01/2017
1707M53-003B	MW-306D-0717	7/25/2017 1:26:00PM	Groundwater	TOTAL MERCURY		8/5/2017 1:58:00PM	08/05/2017
1707M53-003C	MW-306D-0717	7/25/2017 1:26:00PM	Groundwater	Cyanide		7/31/2017 3:00:00PM	07/31/2017
1707M53-003D	MW-306D-0717	7/25/2017 1:26:00PM	Groundwater	Polynuclear Aromatic Hydrocarbons		7/28/2017 9:30:00AM	07/28/2017
1707M53-004A	MW-306TZ-0717	7/25/2017 2:31:00PM	Groundwater	Volatile Organic Compounds by GC/MS		8/1/2017 8:59:00AM	08/02/2017
1707M53-004B	MW-306TZ-0717	7/25/2017 2:31:00PM	Groundwater	Total Metals by ICP/MS		7/28/2017 11:26:00AM	08/01/2017
1707M53-004B	MW-306TZ-0717	7/25/2017 2:31:00PM	Groundwater	TOTAL MERCURY		8/5/2017 1:58:00PM	08/05/2017
1707M53-004C	MW-306TZ-0717	7/25/2017 2:31:00PM	Groundwater	Cyanide		7/31/2017 3:00:00PM	07/31/2017
1707M53-004D	MW-306TZ-0717	7/25/2017 2:31:00PM	Groundwater	Polynuclear Aromatic Hydrocarbons		7/28/2017 9:30:00AM	07/29/2017
1707M53-004D	MW-306TZ-0717	7/25/2017 2:31:00PM	Groundwater	Polynuclear Aromatic Hydrocarbons		7/28/2017 9:30:00AM	07/31/2017
1707M53-005A	MW-306BR-0717	7/25/2017 4:16:00PM	Groundwater	Volatile Organic Compounds by GC/MS		8/1/2017 8:59:00AM	08/02/2017
1707M53-005B	MW-306BR-0717	7/25/2017 4:16:00PM	Groundwater	Total Metals by ICP/MS		7/28/2017 1:49:00PM	08/01/2017
1707M53-005B	MW-306BR-0717	7/25/2017 4:16:00PM	Groundwater	TOTAL MERCURY		8/5/2017 1:58:00PM	08/05/2017
1707M53-005C	MW-306BR-0717	7/25/2017 4:16:00PM	Groundwater	Cyanide		7/31/2017 3:00:00PM	07/31/2017
1707M53-005D	MW-306BR-0717	7/25/2017 4:16:00PM	Groundwater	Polynuclear Aromatic Hydrocarbons		7/28/2017 9:30:00AM	07/29/2017
1707M53-005D	MW-306BR-0717	7/25/2017 4:16:00PM	Groundwater	Polynuclear Aromatic Hydrocarbons		7/28/2017 9:30:00AM	07/31/2017
1707M53-006A	DUP-2-0717	7/25/2017 12:00:00PM	Groundwater	Volatile Organic Compounds by GC/MS		8/1/2017 8:59:00AM	08/02/2017
1707M53-006B	DUP-2-0717	7/25/2017 12:00:00PM	Groundwater	Total Metals by ICP/MS		7/28/2017 1:49:00PM	08/01/2017
1707M53-006B	DUP-2-0717	7/25/2017 12:00:00PM	Groundwater	TOTAL MERCURY		8/5/2017 1:58:00PM	08/05/2017
1707M53-006C	DUP-2-0717	7/25/2017 12:00:00PM	Groundwater	Cyanide		7/31/2017 3:00:00PM	07/31/2017
1707M53-006D	DUP-2-0717	7/25/2017 12:00:00PM	Groundwater	Polynuclear Aromatic Hydrocarbons		7/28/2017 9:30:00AM	07/29/2017
1707M53-006D	DUP-2-0717	7/25/2017 12:00:00PM	Groundwater	Polynuclear Aromatic Hydrocarbons		7/28/2017 9:30:00AM	08/01/2017

Analytical Environmental Services, Inc

Date: 7-Aug-17

Client: AMEC Foster Wheeler
Project Name: AGL Augusta
Lab Order: 1707M53

Dates Report

Lab Sample ID	Client Sample ID	Collection Date	Matrix	Test Name	TCLP Date	Prep Date	Analysis Date
1707M53-007A	MW-207-0717	7/25/2017 10:12:00AM	Groundwater	Volatile Organic Compounds by GC/MS		8/1/2017 8:59:00AM	08/01/2017
1707M53-007B	MW-207-0717	7/25/2017 10:12:00AM	Groundwater	Total Metals by ICP/MS		7/28/2017 1:49:00PM	08/01/2017
1707M53-007B	MW-207-0717	7/25/2017 10:12:00AM	Groundwater	TOTAL MERCURY		8/5/2017 1:58:00PM	08/05/2017
1707M53-007C	MW-207-0717	7/25/2017 10:12:00AM	Groundwater	Cyanide		7/31/2017 3:00:00PM	07/31/2017
1707M53-007D	MW-207-0717	7/25/2017 10:12:00AM	Groundwater	Polynuclear Aromatic Hydrocarbons		7/28/2017 9:30:00AM	07/29/2017
1707M53-008A	MW-508BR-0717	7/25/2017 11:52:00AM	Groundwater	Volatile Organic Compounds by GC/MS		8/1/2017 8:59:00AM	08/01/2017
1707M53-008B	MW-508BR-0717	7/25/2017 11:52:00AM	Groundwater	Total Metals by ICP/MS		7/28/2017 1:49:00PM	08/01/2017
1707M53-008B	MW-508BR-0717	7/25/2017 11:52:00AM	Groundwater	TOTAL MERCURY		8/5/2017 1:58:00PM	08/05/2017
1707M53-008C	MW-508BR-0717	7/25/2017 11:52:00AM	Groundwater	Cyanide		7/31/2017 3:00:00PM	07/31/2017
1707M53-008D	MW-508BR-0717	7/25/2017 11:52:00AM	Groundwater	Polynuclear Aromatic Hydrocarbons		7/28/2017 9:30:00AM	07/29/2017
1707M53-009A	MW-12-0717	7/25/2017 1:37:00PM	Groundwater	Volatile Organic Compounds by GC/MS		8/1/2017 8:59:00AM	08/01/2017
1707M53-009B	MW-12-0717	7/25/2017 1:37:00PM	Groundwater	Total Metals by ICP/MS		7/28/2017 1:49:00PM	08/01/2017
1707M53-009B	MW-12-0717	7/25/2017 1:37:00PM	Groundwater	TOTAL MERCURY		8/5/2017 1:58:00PM	08/05/2017
1707M53-009C	MW-12-0717	7/25/2017 1:37:00PM	Groundwater	Cyanide		7/31/2017 3:00:00PM	07/31/2017
1707M53-009D	MW-12-0717	7/25/2017 1:37:00PM	Groundwater	Polynuclear Aromatic Hydrocarbons		7/28/2017 9:30:00AM	07/29/2017
1707M53-009D	MW-12-0717	7/25/2017 1:37:00PM	Groundwater	Polynuclear Aromatic Hydrocarbons		7/28/2017 9:30:00AM	08/01/2017
1707M53-010A	DUP-1-0717	7/25/2017 12:00:00PM	Groundwater	Volatile Organic Compounds by GC/MS		8/1/2017 8:59:00AM	08/01/2017
1707M53-010B	DUP-1-0717	7/25/2017 12:00:00PM	Groundwater	Total Metals by ICP/MS		7/28/2017 1:49:00PM	08/01/2017
1707M53-010B	DUP-1-0717	7/25/2017 12:00:00PM	Groundwater	TOTAL MERCURY		8/5/2017 1:58:00PM	08/05/2017
1707M53-010C	DUP-1-0717	7/25/2017 12:00:00PM	Groundwater	Cyanide		7/31/2017 3:00:00PM	07/31/2017
1707M53-010D	DUP-1-0717	7/25/2017 12:00:00PM	Groundwater	Polynuclear Aromatic Hydrocarbons		7/28/2017 9:30:00AM	07/29/2017
1707M53-010D	DUP-1-0717	7/25/2017 12:00:00PM	Groundwater	Polynuclear Aromatic Hydrocarbons		7/28/2017 9:30:00AM	08/01/2017
1707M53-011A	MW-311-0717	7/25/2017 3:42:00PM	Groundwater	Volatile Organic Compounds by GC/MS		8/1/2017 8:59:00AM	08/02/2017
1707M53-011B	MW-311-0717	7/25/2017 3:42:00PM	Groundwater	Total Metals by ICP/MS		7/28/2017 1:49:00PM	08/01/2017
1707M53-011B	MW-311-0717	7/25/2017 3:42:00PM	Groundwater	TOTAL MERCURY		8/5/2017 1:58:00PM	08/05/2017
1707M53-011C	MW-311-0717	7/25/2017 3:42:00PM	Groundwater	Cyanide		7/31/2017 3:00:00PM	07/31/2017
1707M53-011D	MW-311-0717	7/25/2017 3:42:00PM	Groundwater	Polynuclear Aromatic Hydrocarbons		7/28/2017 12:00:00PM	07/31/2017
1707M53-012A	MW-509BR-0717	7/25/2017 11:20:00AM	Groundwater	Volatile Organic Compounds by GC/MS		8/1/2017 8:59:00AM	08/02/2017
1707M53-012B	MW-509BR-0717	7/25/2017 11:20:00AM	Groundwater	Total Metals by ICP/MS		7/28/2017 1:49:00PM	08/01/2017

Client: AMEC Foster Wheeler
Project Name: AGL Augusta
Lab Order: 1707M53

Dates Report

Lab Sample ID	Client Sample ID	Collection Date	Matrix	Test Name	TCLP Date	Prep Date	Analysis Date
1707M53-012B	MW-509BR-0717	7/25/2017 11:20:00AM	Groundwater	TOTAL MERCURY		8/5/2017 1:58:00PM	08/05/2017
1707M53-012C	MW-509BR-0717	7/25/2017 11:20:00AM	Groundwater	Cyanide		7/31/2017 3:00:00PM	07/31/2017
1707M53-012D	MW-509BR-0717	7/25/2017 11:20:00AM	Groundwater	Polynuclear Aromatic Hydrocarbons		7/28/2017 12:00:00PM	07/31/2017
1707M53-012D	MW-509BR-0717	7/25/2017 11:20:00AM	Groundwater	Polynuclear Aromatic Hydrocarbons		7/28/2017 12:00:00PM	08/01/2017
1707M53-013A	MW-510BR-0717	7/25/2017 1:30:00PM	Groundwater	Volatile Organic Compounds by GC/MS		8/1/2017 8:59:00AM	08/02/2017
1707M53-013B	MW-510BR-0717	7/25/2017 1:30:00PM	Groundwater	Total Metals by ICP/MS		7/28/2017 1:49:00PM	08/01/2017
1707M53-013B	MW-510BR-0717	7/25/2017 1:30:00PM	Groundwater	TOTAL MERCURY		8/5/2017 1:58:00PM	08/05/2017
1707M53-013C	MW-510BR-0717	7/25/2017 1:30:00PM	Groundwater	Cyanide		7/31/2017 3:00:00PM	07/31/2017
1707M53-013D	MW-510BR-0717	7/25/2017 1:30:00PM	Groundwater	Polynuclear Aromatic Hydrocarbons		7/28/2017 12:00:00PM	07/31/2017
1707M53-014A	MW-504BR-0717	7/25/2017 3:25:00PM	Groundwater	Volatile Organic Compounds by GC/MS		8/1/2017 8:59:00AM	08/02/2017
1707M53-014B	MW-504BR-0717	7/25/2017 3:25:00PM	Groundwater	Total Metals by ICP/MS		7/28/2017 1:49:00PM	08/01/2017
1707M53-014B	MW-504BR-0717	7/25/2017 3:25:00PM	Groundwater	TOTAL MERCURY		8/5/2017 1:58:00PM	08/05/2017
1707M53-014C	MW-504BR-0717	7/25/2017 3:25:00PM	Groundwater	Cyanide		7/31/2017 3:00:00PM	07/31/2017
1707M53-014D	MW-504BR-0717	7/25/2017 3:25:00PM	Groundwater	Polynuclear Aromatic Hydrocarbons		7/28/2017 12:00:00PM	07/31/2017
1707M53-015A	MW-503BR-0717	7/25/2017 5:10:00PM	Groundwater	Volatile Organic Compounds by GC/MS		8/1/2017 8:59:00AM	08/02/2017
1707M53-015B	MW-503BR-0717	7/25/2017 5:10:00PM	Groundwater	Total Metals by ICP/MS		7/28/2017 1:49:00PM	08/01/2017
1707M53-015B	MW-503BR-0717	7/25/2017 5:10:00PM	Groundwater	TOTAL MERCURY		8/5/2017 1:58:00PM	08/05/2017
1707M53-015C	MW-503BR-0717	7/25/2017 5:10:00PM	Groundwater	Cyanide		7/31/2017 3:00:00PM	07/31/2017
1707M53-015D	MW-503BR-0717	7/25/2017 5:10:00PM	Groundwater	Polynuclear Aromatic Hydrocarbons		7/28/2017 12:00:00PM	07/31/2017

Client: AMEC Foster Wheeler
Project Name: AGL Augusta
Workorder: 1707M53

ANALYTICAL QC SUMMARY REPORT

BatchID: 246108

Sample ID: **MB-246108** Client ID: Units: **ug/L** Prep Date: **07/28/2017** Run No: **348469**
SampleType: **MBLK** TestCode: **SIM Polynuclear Aromatic Hydrocarbons SW8270D** BatchID: **246108** Analysis Date: **07/28/2017** Seq No: **7659261**

Analyte	Result	RPT Limit	SPK value	SPK Ref Val	%REC	Low Limit	High Limit	RPD Ref Val	%RPD	RPD Limit	Qual
Acenaphthene	BRL	0.50									
Acenaphthylene	BRL	1.0									
Anthracene	BRL	0.050									
Benz(a)anthracene	BRL	0.050									
Benzo(a)pyrene	BRL	0.050									
Benzo(b)fluoranthene	BRL	0.10									
Benzo(g,h,i)perylene	BRL	0.10									
Benzo(k)fluoranthene	BRL	0.050									
Chrysene	BRL	0.050									
Dibenz(a,h)anthracene	BRL	0.10									
Fluoranthene	BRL	0.10									
Fluorene	BRL	0.10									
Indeno(1,2,3-cd)pyrene	BRL	0.050									
Naphthalene	BRL	0.50									
Phenanthrene	BRL	0.050									
Pyrene	BRL	0.050									
Surr: 4-Terphenyl-d14	1.775	0	2.000		88.7	58.5	125				

Sample ID: **LCS-246108** Client ID: Units: **ug/L** Prep Date: **07/28/2017** Run No: **348469**
SampleType: **LCS** TestCode: **SIM Polynuclear Aromatic Hydrocarbons SW8270D** BatchID: **246108** Analysis Date: **07/28/2017** Seq No: **7659262**

Analyte	Result	RPT Limit	SPK value	SPK Ref Val	%REC	Low Limit	High Limit	RPD Ref Val	%RPD	RPD Limit	Qual
Acenaphthene	2.192	0.50	2.000		110	69.1	117				
Acenaphthylene	2.142	1.0	2.000		107	59.7	118				
Anthracene	2.006	0.050	2.000		100	64.7	121				
Benz(a)anthracene	2.447	0.050	2.000		122	61.7	139				
Benzo(a)pyrene	2.321	0.050	2.000		116	65.1	124				

Qualifiers:
> Greater than Result value
< Less than Result value
B Analyte detected in the associated method blank
BRL Below reporting limit
E Estimated (value above quantitation range)
H Holding times for preparation or analysis exceeded
J Estimated value detected below Reporting Limit
N Analyte not NELAC certified
R RPD outside limits due to matrix
Rpt Lim Reporting Limit
S Spike Recovery outside limits due to matrix

Client: AMEC Foster Wheeler
Project Name: AGL Augusta
Workorder: 1707M53

ANALYTICAL QC SUMMARY REPORT

BatchID: **246108**

Sample ID: **LCS-246108** Client ID: Units: **ug/L** Prep Date: **07/28/2017** Run No: **348469**
SampleType: **LCS** TestCode: **SIM Polynuclear Aromatic Hydrocarbons SW8270D** BatchID: **246108** Analysis Date: **07/28/2017** Seq No: **7659262**

Analyte	Result	RPT Limit	SPK value	SPK Ref Val	%REC	Low Limit	High Limit	RPD Ref Val	%RPD	RPD Limit	Qual
Benzo(b)fluoranthene	2.572	0.10	2.000		129	60.8	129				
Benzo(g,h,i)perylene	2.340	0.10	2.000		117	60.1	129				
Benzo(k)fluoranthene	2.316	0.050	2.000		116	69.6	130				
Chrysene	2.193	0.050	2.000		110	76.5	127				
Dibenz(a,h)anthracene	2.218	0.10	2.000		111	55.2	126				
Fluoranthene	2.205	0.10	2.000		110	66.5	133				
Fluorene	2.167	0.10	2.000		108	66.1	122				
Indeno(1,2,3-cd)pyrene	2.266	0.050	2.000		113	58.8	132				
Naphthalene	2.115	0.50	2.000		106	60.6	120				
Phenanthrene	2.154	0.050	2.000		108	65.9	118				
Pyrene	2.230	0.050	2.000		112	70.2	129				
Surr: 4-Terphenyl-d14	2.065	0	2.000		103	58.5	125				

Sample ID: **1707M52-003DMS** Client ID: Units: **ug/L** Prep Date: **07/28/2017** Run No: **348469**
SampleType: **MS** TestCode: **SIM Polynuclear Aromatic Hydrocarbons SW8270D** BatchID: **246108** Analysis Date: **07/28/2017** Seq No: **7659264**

Analyte	Result	RPT Limit	SPK value	SPK Ref Val	%REC	Low Limit	High Limit	RPD Ref Val	%RPD	RPD Limit	Qual
Acenaphthene	1.819	0.50	2.000		91.0	49.7	118				
Acenaphthylene	1.868	1.0	2.000		93.4	56.7	120				
Anthracene	1.813	0.050	2.000		90.6	54.4	117				
Benz(a)anthracene	2.124	0.050	2.000		106	52.4	135				
Benzo(a)pyrene	1.951	0.050	2.000		97.6	51.5	117				
Benzo(b)fluoranthene	2.141	0.10	2.000		107	45.6	124				
Benzo(g,h,i)perylene	1.832	0.10	2.000		91.6	45.9	120				
Benzo(k)fluoranthene	1.847	0.050	2.000		92.4	51.8	122				
Chrysene	1.859	0.050	2.000		92.9	59.9	120				
Dibenz(a,h)anthracene	1.738	0.10	2.000		86.9	41.6	120				
Fluoranthene	1.904	0.10	2.000		95.2	59.7	122				

Qualifiers:
> Greater than Result value
< Less than Result value
B Analyte detected in the associated method blank
BRL Below reporting limit
E Estimated (value above quantitation range)
H Holding times for preparation or analysis exceeded
J Estimated value detected below Reporting Limit
N Analyte not NELAC certified
R RPD outside limits due to matrix
Rpt Lim Reporting Limit
S Spike Recovery outside limits due to matrix

Client: AMEC Foster Wheeler
Project Name: AGL Augusta
Workorder: 1707M53

ANALYTICAL QC SUMMARY REPORT

BatchID: **246108**

Sample ID: **1707M52-003DMS** Client ID: Units: **ug/L** Prep Date: **07/28/2017** Run No: **348469**
SampleType: **MS** TestCode: **SIM Polynuclear Aromatic Hydrocarbons SW8270D** BatchID: **246108** Analysis Date: **07/28/2017** Seq No: **7659264**

Analyte	Result	RPT Limit	SPK value	SPK Ref Val	%REC	Low Limit	High Limit	RPD Ref Val	%RPD	RPD Limit	Qual
Fluorene	1.840	0.10	2.000		92.0	57.9	117				
Indeno(1,2,3-cd)pyrene	1.807	0.050	2.000		90.4	45.5	120				
Naphthalene	1.779	0.50	2.000		88.9	53.9	120				
Phenanthrene	1.899	0.050	2.000		94.9	58.1	120				
Pyrene	1.903	0.050	2.000		95.2	61.6	120				
Surr: 4-Terphenyl-d14	1.719	0	2.000		86.0	58.5	125				

Sample ID: **1707M52-003DMSD** Client ID: Units: **ug/L** Prep Date: **07/28/2017** Run No: **348469**
SampleType: **MSD** TestCode: **SIM Polynuclear Aromatic Hydrocarbons SW8270D** BatchID: **246108** Analysis Date: **07/28/2017** Seq No: **7659265**

Analyte	Result	RPT Limit	SPK value	SPK Ref Val	%REC	Low Limit	High Limit	RPD Ref Val	%RPD	RPD Limit	Qual
Acenaphthene	1.833	0.50	2.000		91.6	49.7	118	1.819	0.740	17.4	
Acenaphthylene	1.787	1.0	2.000		89.4	56.7	120	1.868	4.42	19.5	
Anthracene	1.791	0.050	2.000		89.6	54.4	117	1.813	1.19	24.5	
Benz(a)anthracene	2.022	0.050	2.000		101	52.4	135	2.124	4.95	30.2	
Benzo(a)pyrene	1.895	0.050	2.000		94.7	51.5	117	1.951	2.95	25.6	
Benzo(b)fluoranthene	2.131	0.10	2.000		107	45.6	124	2.141	0.489	20.9	
Benzo(g,h,i)perylene	1.839	0.10	2.000		91.9	45.9	120	1.832	0.361	28.6	
Benzo(k)fluoranthene	1.913	0.050	2.000		95.7	51.8	122	1.847	3.49	28.6	
Chrysene	1.861	0.050	2.000		93.0	59.9	120	1.859	0.092	26.4	
Dibenz(a,h)anthracene	1.718	0.10	2.000		85.9	41.6	120	1.738	1.20	17.8	
Fluoranthene	1.892	0.10	2.000		94.6	59.7	122	1.904	0.631	22.1	
Fluorene	1.836	0.10	2.000		91.8	57.9	117	1.840	0.197	20.8	
Indeno(1,2,3-cd)pyrene	1.796	0.050	2.000		89.8	45.5	120	1.807	0.638	19.3	
Naphthalene	1.821	0.50	2.000		91.1	53.9	120	1.779	2.38	20.6	
Phenanthrene	1.873	0.050	2.000		93.6	58.1	120	1.899	1.37	19.4	
Pyrene	1.899	0.050	2.000		94.9	61.6	120	1.903	0.248	21.2	
Surr: 4-Terphenyl-d14	1.753	0	2.000		87.6	58.5	125	1.719	0	0	

Qualifiers:
> Greater than Result value
< Less than Result value
B Analyte detected in the associated method blank
BRL Below reporting limit
E Estimated (value above quantitation range)
H Holding times for preparation or analysis exceeded
J Estimated value detected below Reporting Limit
N Analyte not NELAC certified
R RPD outside limits due to matrix
Rpt Lim Reporting Limit
S Spike Recovery outside limits due to matrix

Analytical Environmental Services, Inc

Date: 7-Aug-17

Client: AMEC Foster Wheeler
Project Name: AGL Augusta
Workorder: 1707M53

ANALYTICAL QC SUMMARY REPORT

BatchID: 246108

Analytical Environmental Services, Inc

Date: 7-Aug-17

Client: AMEC Foster Wheeler
Project Name: AGL Augusta
Workorder: 1707M53

ANALYTICAL QC SUMMARY REPORT

BatchID: 246109

Sample ID: **MB-246109** Client ID: Units: **ug/L** Prep Date: **07/28/2017** Run No: **348620**
SampleType: **MBLK** TestCode: **SIM Polynuclear Aromatic Hydrocarbons SW8270D** BatchID: **246109** Analysis Date: **07/28/2017** Seq No: **7658572**

Analyte	Result	RPT Limit	SPK value	SPK Ref Val	%REC	Low Limit	High Limit	RPD Ref Val	%RPD	RPD Limit	Qual
Acenaphthene	BRL	0.50									
Acenaphthylene	BRL	1.0									
Anthracene	BRL	0.050									
Benz(a)anthracene	BRL	0.050									
Benzo(a)pyrene	BRL	0.050									
Benzo(b)fluoranthene	BRL	0.10									
Benzo(g,h,i)perylene	BRL	0.10									
Benzo(k)fluoranthene	BRL	0.050									
Chrysene	BRL	0.050									
Dibenz(a,h)anthracene	BRL	0.10									
Fluoranthene	BRL	0.10									
Fluorene	BRL	0.10									
Indeno(1,2,3-cd)pyrene	BRL	0.050									
Naphthalene	BRL	0.50									
Phenanthrene	BRL	0.050									
Pyrene	BRL	0.050									
Surr: 4-Terphenyl-d14	2.093	0	2.000		105	58.5	125				

Sample ID: **LCS-246109** Client ID: Units: **ug/L** Prep Date: **07/28/2017** Run No: **348620**
SampleType: **LCS** TestCode: **SIM Polynuclear Aromatic Hydrocarbons SW8270D** BatchID: **246109** Analysis Date: **07/28/2017** Seq No: **7658573**

Analyte	Result	RPT Limit	SPK value	SPK Ref Val	%REC	Low Limit	High Limit	RPD Ref Val	%RPD	RPD Limit	Qual
Acenaphthene	1.642	0.50	2.000		82.1	69.1	117				

Qualifiers:

>	Greater than Result value	<	Less than Result value	B	Analyte detected in the associated method blank
BRL	Below reporting limit	E	Estimated (value above quantitation range)	H	Holding times for preparation or analysis exceeded
J	Estimated value detected below Reporting Limit	N	Analyte not NELAC certified	R	RPD outside limits due to matrix
Rpt Lim	Reporting Limit	S	Spike Recovery outside limits due to matrix		

Client: AMEC Foster Wheeler
Project Name: AGL Augusta
Workorder: 1707M53

ANALYTICAL QC SUMMARY REPORT

BatchID: 246109

Sample ID: **LCS-246109** Client ID: Units: **ug/L** Prep Date: **07/28/2017** Run No: **348620**
SampleType: **LCS** TestCode: **SIM Polynuclear Aromatic Hydrocarbons SW8270D** BatchID: **246109** Analysis Date: **07/28/2017** Seq No: **7658573**

Analyte	Result	RPT Limit	SPK value	SPK Ref Val	%REC	Low Limit	High Limit	RPD Ref Val	%RPD	RPD Limit	Qual
Acenaphthylene	1.598	1.0	2.000		79.9	59.7	118				
Anthracene	1.768	0.050	2.000		88.4	64.7	121				
Benz(a)anthracene	1.794	0.050	2.000		89.7	61.7	139				
Benzo(a)pyrene	1.795	0.050	2.000		89.7	65.1	124				
Benzo(b)fluoranthene	1.802	0.10	2.000		90.1	60.8	129				
Benzo(g,h,i)perylene	1.881	0.10	2.000		94.0	60.1	129				
Benzo(k)fluoranthene	1.917	0.050	2.000		95.9	69.6	130				
Chrysene	1.975	0.050	2.000		98.7	76.5	127				
Dibenz(a,h)anthracene	1.795	0.10	2.000		89.8	55.2	126				
Fluoranthene	1.899	0.10	2.000	0.02642	93.6	66.5	133				
Fluorene	1.713	0.10	2.000		85.6	66.1	122				
Indeno(1,2,3-cd)pyrene	1.882	0.050	2.000		94.1	58.8	132				
Naphthalene	1.544	0.50	2.000		77.2	60.6	120				
Phenanthrene	1.861	0.050	2.000	0.03619	91.2	65.9	118				
Pyrene	1.932	0.050	2.000	0.04733	94.3	70.2	129				
Surr: 4-Terphenyl-d14	1.947	0	2.000		97.4	58.5	125				

Sample ID: **1707M54-012DMS** Client ID: Units: **ug/L** Prep Date: **07/28/2017** Run No: **348719**
SampleType: **MS** TestCode: **SIM Polynuclear Aromatic Hydrocarbons SW8270D** BatchID: **246109** Analysis Date: **07/31/2017** Seq No: **7660868**

Analyte	Result	RPT Limit	SPK value	SPK Ref Val	%REC	Low Limit	High Limit	RPD Ref Val	%RPD	RPD Limit	Qual
Acenaphthene	6.129	0.50	2.000	4.629	75.0	49.7	118				
Acenaphthylene	1.694	1.0	2.000	0.04412	82.5	56.7	120				
Anthracene	1.856	0.050	2.000	0.06841	89.4	54.4	117				
Benz(a)anthracene	1.857	0.050	2.000		92.8	52.4	135				
Benzo(a)pyrene	1.866	0.050	2.000		93.3	51.5	117				
Benzo(b)fluoranthene	1.914	0.10	2.000		95.7	45.6	124				
Benzo(g,h,i)perylene	1.479	0.10	2.000		73.9	45.9	120				

Qualifiers:
> Greater than Result value
< Less than Result value
B Analyte detected in the associated method blank
BRL Below reporting limit
E Estimated (value above quantitation range)
H Holding times for preparation or analysis exceeded
J Estimated value detected below Reporting Limit
N Analyte not NELAC certified
R RPD outside limits due to matrix
Rpt Lim Reporting Limit
S Spike Recovery outside limits due to matrix

Client: AMEC Foster Wheeler
Project Name: AGL Augusta
Workorder: 1707M53

ANALYTICAL QC SUMMARY REPORT

BatchID: 246109

Sample ID: **1707M54-012DMS** Client ID: Units: **ug/L** Prep Date: **07/28/2017** Run No: **348719**
SampleType: **MS** TestCode: **SIM Polynuclear Aromatic Hydrocarbons SW8270D** BatchID: **246109** Analysis Date: **07/31/2017** Seq No: **7660868**

Analyte	Result	RPT Limit	SPK value	SPK Ref Val	%REC	Low Limit	High Limit	RPD Ref Val	%RPD	RPD Limit	Qual
Benzo(k)fluoranthene	1.784	0.050	2.000		89.2	51.8	122				
Chrysene	1.882	0.050	2.000		94.1	59.9	120				
Dibenz(a,h)anthracene	1.423	0.10	2.000		71.1	41.6	120				
Fluoranthene	1.967	0.10	2.000	0.02283	97.2	59.7	122				
Fluorene	1.810	0.10	2.000		90.5	57.9	117				
Indeno(1,2,3-cd)pyrene	1.456	0.050	2.000		72.8	45.5	120				
Naphthalene	1.660	0.50	2.000	0.02700	81.7	53.9	120				
Phenanthrene	1.858	0.050	2.000		92.9	58.1	120				
Pyrene	1.944	0.050	2.000	0.1040	92.0	61.6	120				
Surr: 4-Terphenyl-d14	1.762	0	2.000		88.1	58.5	125				

Sample ID: **1707M54-012DMSD** Client ID: Units: **ug/L** Prep Date: **07/28/2017** Run No: **348719**
SampleType: **MSD** TestCode: **SIM Polynuclear Aromatic Hydrocarbons SW8270D** BatchID: **246109** Analysis Date: **07/31/2017** Seq No: **7660869**

Analyte	Result	RPT Limit	SPK value	SPK Ref Val	%REC	Low Limit	High Limit	RPD Ref Val	%RPD	RPD Limit	Qual
Acenaphthene	6.211	0.50	2.000	4.629	79.1	49.7	118	6.129	1.33	17.4	
Acenaphthylene	1.680	1.0	2.000	0.04412	81.8	56.7	120	1.694	0.822	19.5	
Anthracene	1.854	0.050	2.000	0.06841	89.3	54.4	117	1.856	0.107	24.5	
Benz(a)anthracene	1.860	0.050	2.000		93.0	52.4	135	1.857	0.190	30.2	
Benzo(a)pyrene	1.849	0.050	2.000		92.4	51.5	117	1.866	0.905	25.6	
Benzo(b)fluoranthene	1.848	0.10	2.000		92.4	45.6	124	1.914	3.51	20.9	
Benzo(g,h,i)perylene	1.421	0.10	2.000		71.1	45.9	120	1.479	3.96	28.6	
Benzo(k)fluoranthene	1.758	0.050	2.000		87.9	51.8	122	1.784	1.45	28.6	
Chrysene	1.886	0.050	2.000		94.3	59.9	120	1.882	0.207	26.4	
Dibenz(a,h)anthracene	1.295	0.10	2.000		64.8	41.6	120	1.423	9.39	17.8	
Fluoranthene	1.957	0.10	2.000	0.02283	96.7	59.7	122	1.967	0.498	22.1	
Fluorene	1.811	0.10	2.000		90.6	57.9	117	1.810	0.092	20.8	
Indeno(1,2,3-cd)pyrene	1.429	0.050	2.000		71.4	45.5	120	1.456	1.87	19.3	

Qualifiers:
> Greater than Result value
BRL Below reporting limit
J Estimated value detected below Reporting Limit
Rpt Lim Reporting Limit
< Less than Result value
E Estimated (value above quantitation range)
N Analyte not NELAC certified
S Spike Recovery outside limits due to matrix
B Analyte detected in the associated method blank
H Holding times for preparation or analysis exceeded
R RPD outside limits due to matrix

Client: AMEC Foster Wheeler
Project Name: AGL Augusta
Workorder: 1707M53

ANALYTICAL QC SUMMARY REPORT

BatchID: **246109**

Sample ID: **1707M54-012DMSD** Client ID: Units: **ug/L** Prep Date: **07/28/2017** Run No: **348719**
SampleType: **MSD** TestCode: **SIM Polynuclear Aromatic Hydrocarbons SW8270D** BatchID: **246109** Analysis Date: **07/31/2017** Seq No: **7660869**

Analyte	Result	RPT Limit	SPK value	SPK Ref Val	%REC	Low Limit	High Limit	RPD Ref Val	%RPD	RPD Limit	Qual
Naphthalene	1.653	0.50	2.000	0.02700	81.3	53.9	120	1.660	0.468	20.6	
Phenanthrene	1.866	0.050	2.000		93.3	58.1	120	1.858	0.419	19.4	
Pyrene	1.991	0.050	2.000	0.1040	94.3	61.6	120	1.944	2.36	21.2	
Surr: 4-Terphenyl-d14	1.750	0	2.000		87.5	58.5	125	1.762	0	0	

Qualifiers:

>	Greater than Result value	<	Less than Result value	B	Analyte detected in the associated method blank
BRL	Below reporting limit	E	Estimated (value above quantitation range)	H	Holding times for preparation or analysis exceeded
J	Estimated value detected below Reporting Limit	N	Analyte not NELAC certified	R	RPD outside limits due to matrix
Rpt Lim	Reporting Limit	S	Spike Recovery outside limits due to matrix		

Client: AMEC Foster Wheeler
Project Name: AGL Augusta
Workorder: 1707M53

ANALYTICAL QC SUMMARY REPORT

BatchID: 246116

Sample ID: **MB-246116** Client ID: Units: **mg/L** Prep Date: **07/28/2017** Run No: **348762**
SampleType: **MBLK** TestCode: **Total Metals by ICP/MS SW6020B** BatchID: **246116** Analysis Date: **07/31/2017** Seq No: **7663169**

Analyte	Result	RPT Limit	SPK value	SPK Ref Val	%REC	Low Limit	High Limit	RPD Ref Val	%RPD	RPD Limit	Qual
Antimony	BRL	0.00500									
Arsenic	BRL	0.00500									
Barium	BRL	0.0100									
Beryllium	BRL	0.00100									
Cadmium	BRL	0.000700									
Chromium	BRL	0.00500									
Copper	BRL	0.00200									
Lead	BRL	0.00100									
Nickel	BRL	0.00500									
Selenium	BRL	0.00500									
Thallium	BRL	0.00100									
Vanadium	BRL	0.00500									
Zinc	BRL	0.0100									

Sample ID: **LCS-246116** Client ID: Units: **mg/L** Prep Date: **07/28/2017** Run No: **348762**
SampleType: **LCS** TestCode: **Total Metals by ICP/MS SW6020B** BatchID: **246116** Analysis Date: **08/01/2017** Seq No: **7663170**

Analyte	Result	RPT Limit	SPK value	SPK Ref Val	%REC	Low Limit	High Limit	RPD Ref Val	%RPD	RPD Limit	Qual
Antimony	0.09966	0.00500	0.1000		99.7	80	120				
Arsenic	0.1006	0.00500	0.1000		101	80	120				
Barium	0.09770	0.0100	0.1000		97.7	80	120				
Beryllium	0.09928	0.00100	0.1000		99.3	80	120				
Cadmium	0.1023	0.000700	0.1000		102	80	120				
Chromium	0.09918	0.00500	0.1000	0.0003040	98.9	80	120				
Copper	0.09860	0.00200	0.1000		98.6	80	120				
Lead	0.1003	0.00100	0.1000		100	80	120				
Nickel	0.09831	0.00500	0.1000		98.3	80	120				
Selenium	0.1026	0.00500	0.1000		103	80	120				

Qualifiers:
> Greater than Result value
< Less than Result value
B Analyte detected in the associated method blank
BRL Below reporting limit
E Estimated (value above quantitation range)
H Holding times for preparation or analysis exceeded
J Estimated value detected below Reporting Limit
N Analyte not NELAC certified
R RPD outside limits due to matrix
Rpt Lim Reporting Limit
S Spike Recovery outside limits due to matrix

Client: AMEC Foster Wheeler
Project Name: AGL Augusta
Workorder: 1707M53

ANALYTICAL QC SUMMARY REPORT

BatchID: 246116

Sample ID: **LCS-246116** Client ID: Units: **mg/L** Prep Date: **07/28/2017** Run No: **348762**
SampleType: **LCS** TestCode: **Total Metals by ICP/MS SW6020B** BatchID: **246116** Analysis Date: **08/01/2017** Seq No: **7663170**

Analyte	Result	RPT Limit	SPK value	SPK Ref Val	%REC	Low Limit	High Limit	RPD Ref Val	%RPD	RPD Limit	Qual
Thallium	0.09813	0.00100	0.1000		98.1	80	120				
Vanadium	0.09725	0.00500	0.1000		97.2	80	120				
Zinc	0.1005	0.0100	0.1000	0.0008670	99.6	80	120				

Sample ID: **1707M37-021BMS** Client ID: Units: **mg/L** Prep Date: **07/28/2017** Run No: **348762**
SampleType: **MS** TestCode: **Total Metals by ICP/MS SW6020B** BatchID: **246116** Analysis Date: **08/01/2017** Seq No: **7663172**

Analyte	Result	RPT Limit	SPK value	SPK Ref Val	%REC	Low Limit	High Limit	RPD Ref Val	%RPD	RPD Limit	Qual
Antimony	0.1028	0.00500	0.1000		103	75	125				
Arsenic	0.1020	0.00500	0.1000	0.0009110	101	75	125				
Barium	0.1571	0.0100	0.1000	0.05540	102	75	125				
Beryllium	0.1031	0.00100	0.1000		103	75	125				
Cadmium	0.1037	0.000700	0.1000		104	75	125				
Chromium	0.1006	0.00500	0.1000	0.0005050	100	75	125				
Copper	0.1004	0.00200	0.1000	0.0002530	100	75	125				
Lead	0.1035	0.00100	0.1000		104	75	125				
Nickel	0.09942	0.00500	0.1000	0.0004440	99.0	75	125				
Selenium	0.1064	0.00500	0.1000	0.003268	103	75	125				
Thallium	0.1021	0.00100	0.1000	0.0003820	102	75	125				
Vanadium	0.09855	0.00500	0.1000		98.6	75	125				
Zinc	0.1049	0.0100	0.1000	0.02782	77.1	75	125				

Sample ID: **1707M37-021BMSD** Client ID: Units: **mg/L** Prep Date: **07/28/2017** Run No: **348762**
SampleType: **MSD** TestCode: **Total Metals by ICP/MS SW6020B** BatchID: **246116** Analysis Date: **08/01/2017** Seq No: **7663177**

Analyte	Result	RPT Limit	SPK value	SPK Ref Val	%REC	Low Limit	High Limit	RPD Ref Val	%RPD	RPD Limit	Qual
Antimony	0.1013	0.00500	0.1000		101	75	125	0.1028	1.47	20	
Arsenic	0.1000	0.00500	0.1000	0.0009110	99.1	75	125	0.1020	1.98	20	

Qualifiers:

>	Greater than Result value	<	Less than Result value	B	Analyte detected in the associated method blank
BRL	Below reporting limit	E	Estimated (value above quantitation range)	H	Holding times for preparation or analysis exceeded
J	Estimated value detected below Reporting Limit	N	Analyte not NELAC certified	R	RPD outside limits due to matrix
Rpt Lim	Reporting Limit	S	Spike Recovery outside limits due to matrix		

Analytical Environmental Services, Inc

Date: 7-Aug-17

Client: AMEC Foster Wheeler
Project Name: AGL Augusta
Workorder: 1707M53

ANALYTICAL QC SUMMARY REPORT

BatchID: **246116**

Sample ID: **1707M37-021BMSD** Client ID: Units: **mg/L** Prep Date: **07/28/2017** Run No: **348762**
SampleType: **MSD** TestCode: **Total Metals by ICP/MS SW6020B** BatchID: **246116** Analysis Date: **08/01/2017** Seq No: **7663177**

Analyte	Result	RPT Limit	SPK value	SPK Ref Val	%REC	Low Limit	High Limit	RPD Ref Val	%RPD	RPD Limit	Qual
Barium	0.1549	0.0100	0.1000	0.05540	99.5	75	125	0.1571	1.41	20	
Beryllium	0.1022	0.00100	0.1000		102	75	125	0.1031	0.877	20	
Cadmium	0.1027	0.000700	0.1000		103	75	125	0.1037	0.969	20	
Chromium	0.09896	0.00500	0.1000	0.0005050	98.5	75	125	0.1006	1.64	20	
Copper	0.09895	0.00200	0.1000	0.0002530	98.7	75	125	0.1004	1.45	20	
Lead	0.1016	0.00100	0.1000		102	75	125	0.1035	1.85	20	
Nickel	0.09750	0.00500	0.1000	0.0004440	97.1	75	125	0.09942	1.95	20	
Selenium	0.1034	0.00500	0.1000	0.003268	100	75	125	0.1064	2.86	20	
Thallium	0.1004	0.00100	0.1000	0.0003820	100	75	125	0.1021	1.68	20	
Vanadium	0.09703	0.00500	0.1000		97.0	75	125	0.09855	1.55	20	
Zinc	0.1039	0.0100	0.1000	0.02782	76.1	75	125	0.1049	0.958	20	

Qualifiers:

>	Greater than Result value	<	Less than Result value	B	Analyte detected in the associated method blank
BRL	Below reporting limit	E	Estimated (value above quantitation range)	H	Holding times for preparation or analysis exceeded
J	Estimated value detected below Reporting Limit	N	Analyte not NELAC certified	R	RPD outside limits due to matrix
Rpt Lim	Reporting Limit	S	Spike Recovery outside limits due to matrix		

Client: AMEC Foster Wheeler
Project Name: AGL Augusta
Workorder: 1707M53

ANALYTICAL QC SUMMARY REPORT

BatchID: 246138

Sample ID: **MB-246138** Client ID: Units: **mg/L** Prep Date: **07/28/2017** Run No: **348787**
SampleType: **MBLK** TestCode: **Total Metals by ICP/MS SW6020B** BatchID: **246138** Analysis Date: **08/01/2017** Seq No: **7663246**

Analyte	Result	RPT Limit	SPK value	SPK Ref Val	%REC	Low Limit	High Limit	RPD Ref Val	%RPD	RPD Limit	Qual
Antimony	BRL	0.00500									
Arsenic	BRL	0.00500									
Barium	BRL	0.0100									
Beryllium	BRL	0.00100									
Cadmium	BRL	0.000700									
Chromium	BRL	0.00500									
Copper	BRL	0.00200									
Lead	BRL	0.00100									
Nickel	BRL	0.00500									
Selenium	BRL	0.00500									
Thallium	BRL	0.00100									
Vanadium	BRL	0.00500									
Zinc	BRL	0.0100									

Sample ID: **LCS-246138** Client ID: Units: **mg/L** Prep Date: **07/28/2017** Run No: **348787**
SampleType: **LCS** TestCode: **Total Metals by ICP/MS SW6020B** BatchID: **246138** Analysis Date: **08/01/2017** Seq No: **7663255**

Analyte	Result	RPT Limit	SPK value	SPK Ref Val	%REC	Low Limit	High Limit	RPD Ref Val	%RPD	RPD Limit	Qual
Antimony	0.1005	0.00500	0.1000		100	80	120				
Arsenic	0.09998	0.00500	0.1000	0.0002230	99.8	80	120				
Barium	0.09873	0.0100	0.1000		98.7	80	120				
Beryllium	0.1010	0.00100	0.1000		101	80	120				
Cadmium	0.1029	0.000700	0.1000		103	80	120				
Chromium	0.09954	0.00500	0.1000		99.5	80	120				
Copper	0.09967	0.00200	0.1000		99.7	80	120				
Lead	0.1013	0.00100	0.1000		101	80	120				
Nickel	0.09943	0.00500	0.1000		99.4	80	120				
Selenium	0.1035	0.00500	0.1000		104	80	120				

Qualifiers:
> Greater than Result value
< Less than Result value
B Analyte detected in the associated method blank
BRL Below reporting limit
E Estimated (value above quantitation range)
H Holding times for preparation or analysis exceeded
J Estimated value detected below Reporting Limit
N Analyte not NELAC certified
R RPD outside limits due to matrix
Rpt Lim Reporting Limit
S Spike Recovery outside limits due to matrix

Client: AMEC Foster Wheeler
Project Name: AGL Augusta
Workorder: 1707M53

ANALYTICAL QC SUMMARY REPORT

BatchID: 246138

Sample ID: **LCS-246138** Client ID: Units: **mg/L** Prep Date: **07/28/2017** Run No: **348787**
SampleType: **LCS** TestCode: **Total Metals by ICP/MS SW6020B** BatchID: **246138** Analysis Date: **08/01/2017** Seq No: **7663255**

Analyte	Result	RPT Limit	SPK value	SPK Ref Val	%REC	Low Limit	High Limit	RPD Ref Val	%RPD	RPD Limit	Qual
Thallium	0.09920	0.00100	0.1000		99.2	80	120				
Vanadium	0.09799	0.00500	0.1000		98.0	80	120				
Zinc	0.09952	0.0100	0.1000		99.5	80	120				

Sample ID: **1707M53-005BMS** Client ID: **MW-306BR-0717** Units: **mg/L** Prep Date: **07/28/2017** Run No: **348787**
SampleType: **MS** TestCode: **Total Metals by ICP/MS SW6020B** BatchID: **246138** Analysis Date: **08/01/2017** Seq No: **7663258**

Analyte	Result	RPT Limit	SPK value	SPK Ref Val	%REC	Low Limit	High Limit	RPD Ref Val	%RPD	RPD Limit	Qual
Antimony	0.1004	0.00500	0.1000		100	75	125				
Arsenic	0.09807	0.00500	0.1000	0.0004440	97.6	75	125				
Barium	0.6128	0.0100	0.1000	0.5272	85.6	75	125				
Beryllium	0.1005	0.00100	0.1000		100	75	125				
Cadmium	0.1024	0.000700	0.1000	0.0006830	102	75	125				
Chromium	0.09275	0.00500	0.1000	0.0002740	92.5	75	125				
Copper	0.09299	0.00200	0.1000	0.0003120	92.7	75	125				
Lead	0.1018	0.00100	0.1000		102	75	125				
Nickel	0.09202	0.00500	0.1000	0.0008570	91.2	75	125				
Selenium	0.1026	0.00500	0.1000	0.002365	100	75	125				
Thallium	0.1007	0.00100	0.1000		101	75	125				
Vanadium	0.09151	0.00500	0.1000		91.5	75	125				
Zinc	0.09627	0.0100	0.1000	0.002644	93.6	75	125				

Sample ID: **1707M53-005BMSD** Client ID: **MW-306BR-0717** Units: **mg/L** Prep Date: **07/28/2017** Run No: **348787**
SampleType: **MSD** TestCode: **Total Metals by ICP/MS SW6020B** BatchID: **246138** Analysis Date: **08/01/2017** Seq No: **7663259**

Analyte	Result	RPT Limit	SPK value	SPK Ref Val	%REC	Low Limit	High Limit	RPD Ref Val	%RPD	RPD Limit	Qual
Antimony	0.09952	0.00500	0.1000		99.5	75	125	0.1004	0.880	20	
Arsenic	0.09692	0.00500	0.1000	0.0004440	96.5	75	125	0.09807	1.18	20	

Qualifiers:
> Greater than Result value
< Less than Result value
B Analyte detected in the associated method blank
BRL Below reporting limit
E Estimated (value above quantitation range)
H Holding times for preparation or analysis exceeded
J Estimated value detected below Reporting Limit
N Analyte not NELAC certified
R RPD outside limits due to matrix
Rpt Lim Reporting Limit
S Spike Recovery outside limits due to matrix

Client: AMEC Foster Wheeler
Project Name: AGL Augusta
Workorder: 1707M53

ANALYTICAL QC SUMMARY REPORT

BatchID: **246138**

Sample ID: **1707M53-005BMSD** Client ID: **MW-306BR-0717** Units: **mg/L** Prep Date: **07/28/2017** Run No: **348787**
SampleType: **MSD** TestCode: **Total Metals by ICP/MS SW6020B** BatchID: **246138** Analysis Date: **08/01/2017** Seq No: **7663259**

Analyte	Result	RPT Limit	SPK value	SPK Ref Val	%REC	Low Limit	High Limit	RPD Ref Val	%RPD	RPD Limit	Qual
Barium	0.6122	0.0100	0.1000	0.5272	85.0	75	125	0.6128	0.098	20	
Beryllium	0.1010	0.00100	0.1000		101	75	125	0.1005	0.496	20	
Cadmium	0.1021	0.000700	0.1000	0.0006830	101	75	125	0.1024	0.293	20	
Chromium	0.09220	0.00500	0.1000	0.0002740	91.9	75	125	0.09275	0.595	20	
Copper	0.09295	0.00200	0.1000	0.0003120	92.6	75	125	0.09299	0.043	20	
Lead	0.1011	0.00100	0.1000		101	75	125	0.1018	0.690	20	
Nickel	0.09244	0.00500	0.1000	0.0008570	91.6	75	125	0.09202	0.455	20	
Selenium	0.1034	0.00500	0.1000	0.002365	101	75	125	0.1026	0.777	20	
Thallium	0.1004	0.00100	0.1000		100	75	125	0.1007	0.298	20	
Vanadium	0.09177	0.00500	0.1000		91.8	75	125	0.09151	0.284	20	
Zinc	0.09545	0.0100	0.1000	0.002644	92.8	75	125	0.09627	0.855	20	

Qualifiers:

>	Greater than Result value	<	Less than Result value	B	Analyte detected in the associated method blank
BRL	Below reporting limit	E	Estimated (value above quantitation range)	H	Holding times for preparation or analysis exceeded
J	Estimated value detected below Reporting Limit	N	Analyte not NELAC certified	R	RPD outside limits due to matrix
Rpt Lim	Reporting Limit	S	Spike Recovery outside limits due to matrix		

Client: AMEC Foster Wheeler
Project Name: AGL Augusta
Workorder: 1707M53

ANALYTICAL QC SUMMARY REPORT

BatchID: 246247

Sample ID: **MB-246247** Client ID: Units: **mg/L** Prep Date: **07/31/2017** Run No: **348699**
SampleType: **MBLK** TestCode: **Cyanide SW9014** BatchID: **246247** Analysis Date: **07/31/2017** Seq No: **7660361**

Analyte	Result	RPT Limit	SPK value	SPK Ref Val	%REC	Low Limit	High Limit	RPD Ref Val	%RPD	RPD Limit	Qual
Cyanide, Total	BRL	0.010									

Sample ID: **LCS-246247** Client ID: Units: **mg/L** Prep Date: **07/31/2017** Run No: **348699**
SampleType: **LCS** TestCode: **Cyanide SW9014** BatchID: **246247** Analysis Date: **07/31/2017** Seq No: **7660362**

Analyte	Result	RPT Limit	SPK value	SPK Ref Val	%REC	Low Limit	High Limit	RPD Ref Val	%RPD	RPD Limit	Qual
Cyanide, Total	0.2510	0.010	0.2500		100	85	115				

Sample ID: **1707M53-002CMS** Client ID: **MW-306SAP-0717** Units: **mg/L** Prep Date: **07/31/2017** Run No: **348699**
SampleType: **MS** TestCode: **Cyanide SW9014** BatchID: **246247** Analysis Date: **07/31/2017** Seq No: **7660384**

Analyte	Result	RPT Limit	SPK value	SPK Ref Val	%REC	Low Limit	High Limit	RPD Ref Val	%RPD	RPD Limit	Qual
Cyanide, Total	0.2660	0.010	0.2500		106	70	130				

Sample ID: **1707M53-002CMSD** Client ID: **MW-306SAP-0717** Units: **mg/L** Prep Date: **07/31/2017** Run No: **348699**
SampleType: **MSD** TestCode: **Cyanide SW9014** BatchID: **246247** Analysis Date: **07/31/2017** Seq No: **7660385**

Analyte	Result	RPT Limit	SPK value	SPK Ref Val	%REC	Low Limit	High Limit	RPD Ref Val	%RPD	RPD Limit	Qual
Cyanide, Total	0.2620	0.010	0.2500		105	70	130	0.2660	1.52	20	

Qualifiers:

>	Greater than Result value	<	Less than Result value	B	Analyte detected in the associated method blank
BRL	Below reporting limit	E	Estimated (value above quantitation range)	H	Holding times for preparation or analysis exceeded
J	Estimated value detected below Reporting Limit	N	Analyte not NELAC certified	R	RPD outside limits due to matrix
Rpt Lim	Reporting Limit	S	Spike Recovery outside limits due to matrix		

Client: AMEC Foster Wheeler
Project Name: AGL Augusta
Workorder: 1707M53

ANALYTICAL QC SUMMARY REPORT

BatchID: 246274

Sample ID: **MB-246274** Client ID: Units: **ug/L** Prep Date: **08/01/2017** Run No: **348748**
SampleType: **MBLK** TestCode: **Volatile Organic Compounds by GC/MS SW8260B** BatchID: **246274** Analysis Date: **08/01/2017** Seq No: **7661393**

Analyte	Result	RPT Limit	SPK value	SPK Ref Val	%REC	Low Limit	High Limit	RPD Ref Val	%RPD	RPD Limit	Qual
Acetone	BRL	50									
Benzene	BRL	5.0									
Carbon disulfide	BRL	5.0									
Ethylbenzene	BRL	5.0									
Methylene chloride	BRL	5.0									
Toluene	BRL	5.0									
Trichloroethene	BRL	5.0									
Xylenes, Total	BRL	5.0									
Surr: 4-Bromofluorobenzene	44.86	0	50.00		89.7	66.1	129				
Surr: Dibromofluoromethane	48.50	0	50.00		97.0	83.6	123				
Surr: Toluene-d8	48.63	0	50.00		97.3	81.8	118				

Sample ID: **LCS-246274** Client ID: Units: **ug/L** Prep Date: **08/01/2017** Run No: **348748**
SampleType: **LCS** TestCode: **Volatile Organic Compounds by GC/MS SW8260B** BatchID: **246274** Analysis Date: **08/01/2017** Seq No: **7661392**

Analyte	Result	RPT Limit	SPK value	SPK Ref Val	%REC	Low Limit	High Limit	RPD Ref Val	%RPD	RPD Limit	Qual
Benzene	46.27	5.0	50.00		92.5	74	125				
Toluene	49.30	5.0	50.00		98.6	75.9	126				
Trichloroethene	48.56	5.0	50.00		97.1	70.6	129				
Surr: 4-Bromofluorobenzene	42.32	0	50.00		84.6	66.1	129				
Surr: Dibromofluoromethane	47.55	0	50.00		95.1	83.6	123				
Surr: Toluene-d8	47.64	0	50.00		95.3	81.8	118				

Sample ID: **1707M53-009AMS** Client ID: **MW-12-0717** Units: **ug/L** Prep Date: **08/01/2017** Run No: **348748**
SampleType: **MS** TestCode: **Volatile Organic Compounds by GC/MS SW8260B** BatchID: **246274** Analysis Date: **08/01/2017** Seq No: **7662120**

Analyte	Result	RPT Limit	SPK value	SPK Ref Val	%REC	Low Limit	High Limit	RPD Ref Val	%RPD	RPD Limit	Qual
Benzene	13490	500	5000	8674	96.3	71.6	132				

Qualifiers:

>	Greater than Result value	<	Less than Result value	B	Analyte detected in the associated method blank
BRL	Below reporting limit	E	Estimated (value above quantitation range)	H	Holding times for preparation or analysis exceeded
J	Estimated value detected below Reporting Limit	N	Analyte not NELAC certified	R	RPD outside limits due to matrix
Rpt Lim	Reporting Limit	S	Spike Recovery outside limits due to matrix		

Client: AMEC Foster Wheeler
Project Name: AGL Augusta
Workorder: 1707M53

ANALYTICAL QC SUMMARY REPORT

BatchID: **246274**

Sample ID: **1707M53-009AMS** Client ID: **MW-12-0717** Units: **ug/L** Prep Date: **08/01/2017** Run No: **348748**
SampleType: **MS** TestCode: **Volatile Organic Compounds by GC/MS SW8260B** BatchID: **246274** Analysis Date: **08/01/2017** Seq No: **7662120**

Analyte	Result	RPT Limit	SPK value	SPK Ref Val	%REC	Low Limit	High Limit	RPD Ref Val	%RPD	RPD Limit	Qual
Toluene	6237	500	5000	1392	96.9	72.5	135				
Trichloroethene	4669	500	5000		93.4	70.2	132				
Surr: 4-Bromofluorobenzene	4246	0	5000		84.9	66.1	129				
Surr: Dibromofluoromethane	4720	0	5000		94.4	83.6	123				
Surr: Toluene-d8	4869	0	5000		97.4	81.8	118				

Sample ID: **1707M53-009AMSD** Client ID: **MW-12-0717** Units: **ug/L** Prep Date: **08/01/2017** Run No: **348748**
SampleType: **MSD** TestCode: **Volatile Organic Compounds by GC/MS SW8260B** BatchID: **246274** Analysis Date: **08/01/2017** Seq No: **7662124**

Analyte	Result	RPT Limit	SPK value	SPK Ref Val	%REC	Low Limit	High Limit	RPD Ref Val	%RPD	RPD Limit	Qual
Benzene	12920	500	5000	8674	84.9	71.6	132	13490	4.32	20.7	
Toluene	5989	500	5000	1392	91.9	72.5	135	6237	4.06	23.2	
Trichloroethene	4417	500	5000		88.3	70.2	132	4669	5.55	27.7	
Surr: 4-Bromofluorobenzene	4200	0	5000		84.0	66.1	129	4246	0	0	
Surr: Dibromofluoromethane	4625	0	5000		92.5	83.6	123	4720	0	0	
Surr: Toluene-d8	4798	0	5000		96.0	81.8	118	4869	0	0	

Qualifiers:

>	Greater than Result value	<	Less than Result value	B	Analyte detected in the associated method blank
BRL	Below reporting limit	E	Estimated (value above quantitation range)	H	Holding times for preparation or analysis exceeded
J	Estimated value detected below Reporting Limit	N	Analyte not NELAC certified	R	RPD outside limits due to matrix
Rpt Lim	Reporting Limit	S	Spike Recovery outside limits due to matrix		

Client: AMEC Foster Wheeler
Project Name: AGL Augusta
Workorder: 1707M53

ANALYTICAL QC SUMMARY REPORT

BatchID: **246528**

Sample ID: **MB-246528** Client ID: Units: **mg/L** Prep Date: **08/05/2017** Run No: **349119**
SampleType: **MBLK** TestCode: **Mercury, Total SW7470A** BatchID: **246528** Analysis Date: **08/05/2017** Seq No: **7670619**

Analyte	Result	RPT Limit	SPK value	SPK Ref Val	%REC	Low Limit	High Limit	RPD Ref Val	%RPD	RPD Limit	Qual
Mercury	BRL	0.00020									

Sample ID: **LCS-246528** Client ID: Units: **mg/L** Prep Date: **08/05/2017** Run No: **349119**
SampleType: **LCS** TestCode: **Mercury, Total SW7470A** BatchID: **246528** Analysis Date: **08/05/2017** Seq No: **7670620**

Analyte	Result	RPT Limit	SPK value	SPK Ref Val	%REC	Low Limit	High Limit	RPD Ref Val	%RPD	RPD Limit	Qual
Mercury	0.005519	0.00020	0.0050		110	80	120				

Sample ID: **1707M53-002BMS** Client ID: **MW-306SAP-0717** Units: **mg/L** Prep Date: **08/05/2017** Run No: **349119**
SampleType: **MS** TestCode: **Mercury, Total SW7470A** BatchID: **246528** Analysis Date: **08/05/2017** Seq No: **7670622**

Analyte	Result	RPT Limit	SPK value	SPK Ref Val	%REC	Low Limit	High Limit	RPD Ref Val	%RPD	RPD Limit	Qual
Mercury	0.005967	0.00020	0.0050		119	70	130				

Sample ID: **1707M53-002BMSD** Client ID: **MW-306SAP-0717** Units: **mg/L** Prep Date: **08/05/2017** Run No: **349119**
SampleType: **MSD** TestCode: **Mercury, Total SW7470A** BatchID: **246528** Analysis Date: **08/05/2017** Seq No: **7670623**

Analyte	Result	RPT Limit	SPK value	SPK Ref Val	%REC	Low Limit	High Limit	RPD Ref Val	%RPD	RPD Limit	Qual
Mercury	0.005863	0.00020	0.0050		117	70	130	0.005967	1.76	20	

Qualifiers:

>	Greater than Result value	<	Less than Result value	B	Analyte detected in the associated method blank
BRL	Below reporting limit	E	Estimated (value above quantitation range)	H	Holding times for preparation or analysis exceeded
J	Estimated value detected below Reporting Limit	N	Analyte not NELAC certified	R	RPD outside limits due to matrix
Rpt Lim	Reporting Limit	S	Spike Recovery outside limits due to matrix		

ANALYTICAL ENVIRONMENTAL SERVICES, INC.

AES

August 07, 2017

John Quinn
AMEC Foster Wheeler

1075 Big Shanty Rd NW
Kennesaw GA 30144

RE: AGL Augusta

Dear John Quinn: Order No: 1707M54

Analytical Environmental Services, Inc. received 15 samples on 7/27/2017 10:20:00 AM for the analyses presented in following report.

No problems were encountered during the analyses. Additionally, all results for the associated Quality Control samples were within EPA and/or AES established limits. Any discrepancies associated with the analyses contained herein will be noted and submitted in the form of a project Case Narrative.
AES's accreditations are as follows:
-NELAC/Florida State Laboratory ID E87582 for analysis of Non-Potable Water, Solid & Chemical Materials, and Drinking Water Microbiology, effective 07/01/17-06/30/18.
State of Georgia, Department of Natural Resources ID #800 for analysis of Drinking Water Metals, effective 07/01/17-06/30/18 and Total Coliforms and E. coli, effective 04/25/17-04/24/20.
-NELAC/Louisiana Agency Interest No. 100818 for or analysis of Non-Potable Water and Solid & Chemical Materials, effective 07/01/17-06/30/18.
-AIHA-LAP, LLC Laboratory ID: 100671 for Industrial Hygiene samples (Organics, Metals, PCM Asbestos, Gravimetric), Environmental Lead (Paint, Soil, Dust Wipes, Air), and Environmental Microbiology (Fungal) Direct Examination, effective until 09/01/17.

These results relate only to the items tested. This report may only be reproduced in full.

If you have any questions regarding these test results, please feel free to call.

Sincerely,

Ioana Pacurar

Ioana Pacurar

Project Manager

3080 Presidential Drive • Atlanta, Georgia 30340 • Tel: 770.457.8177 • Fax: 770.457.8188 • Toll Free: 800.972.4889
www.aesatlanta.com

ANALYTICAL ENVIRONMENTAL SERVICES, INC
3080 Presidential Drive, Atlanta GA 30340-3704
TEL.: (770) 457-8177 / TOLL-FREE (800) 972-4889 / FAX: (770) 457-8188

CHAIN OF CUSTODY

Work Order: 1707M54

Date: 7/26/17 Page 1 of 2

COMPANY: Amec Foster Wheeler

ADDRESS: 1075 Big Shanty Rd. Ste. 100 Kennesaw, GA 30144

PHONE: 770-421-3400

FAX: 770-421-3486

SAMPLED BY: Jeff Moore

SIGNATURE: Jeffe Moore

ANALYSIS REQUESTED

Visit our website www.aesatlanta.com to check on the status of your results, place bottle orders, etc.

PRESERVATION (See codes)

#	SAMPLE ID	SAMPLED DATE	SAMPLED TIME	Grab	Composite	Matrix (See codes)	PAHs SIM 8270 (I)	VOCs 8260 (H+I)	metals+Hg 6020 7470A (N)	Cyanide 9014 (NaOH)	REMARKS	No # of Containers
1	MW-505D-0717	7-25-17	8:05	✓		GW	2	2	1	1		6
2	MW-304-0717		9:08	✓		GW	2	2	1	1		6
3	MW-602-0717		9:43	✓		GW	2	2	1	1		6
4	MW-303-0717		10:28	✓		GW	2	2	1	1		6
5	MW-309BR-0717		11:22	✓		GW	2	2	1	1		6
6	MW-206-0717		12:20	✓		GW	2	2	1	1		6
7	MW-601-0717		1:20	✓		GW	2	2	1	1		6
8	MW-202DR-0717	7-26-17	7:23	✓		GW	2	2	1	1		6
9	MW-203-0717		8:18	✓		GW	2	2	1	1		6
10	MW-308BR-0717		9:10	✓		GW	2	2	1	1		6
11	MW-325-0717		10:20	✓		GW	2	2	1	1		6
12	MW-513BR-0717		12:00	✓		GW	2	2	1	1		6
13	MW-513BR-0717-MS/MSD		12:00	✓		GW	2	2	1	1		6
14	MW-315-0717		1:03	✓		GW	2	2	1	1		6

RELINQUISHED BY DATE/TIME
1: Daniel L Howard 7/26/17 / 1800
2:
3:

RECEIVED BY DATE/TIME
1: [signature] 7/27/17 10:20
2:
3:

PROJECT INFORMATION
PROJECT NAME: AGLC - Augusta
PROJECT #: 6122150235
SITE ADDRESS: Augusta, GA
SEND REPORT TO: John Quinn
INVOICE TO: (IF DIFFERENT FROM ABOVE) Amec - Kennesaw
QUOTE #: PO#:

RECEIPT
Total # of Containers

Turnaround Time Request
- (X) Standard 5 Business Days
- ( ) 2 Business Day Rush
- ( ) Next Business Day Rush
- ( ) Same Day Rush (auth req.)
- ( ) Other

STATE PROGRAM (if any):
E-mail? (Y) N; Fax? Y / N
DATA PACKAGE: I II III IV

SPECIAL INSTRUCTIONS/COMMENTS:
*See Attachment for analyses requirements
All VOCs are in Cooler with trip blank

SHIPMENT METHOD
OUT / / VIA:
IN / / VIA:
CLIENT (FedEx) UPS MAIL COURIER
GREYHOUND OTHER

SAMPLES RECEIVED AFTER 3PM OR ON SATURDAY ARE CONSIDERED RECEIVED THE NEXT BUSINESS DAY. IF TURNAROUND TIME IS NOT INDICATED, AES WILL PROCEED WITH STANDARD TAT OF SAMPLES. SAMPLES ARE DISPOSED 30 DAYS AFTER REPORT COMPLETION UNLESS OTHER ARRANGEMENTS ARE MADE.

MATRIX CODES: A = Air GW = Groundwater SE = Sediment SO = Soil SW = Surface Water W = Water (Blanks) DW = Drinking Water (Blanks) O = Other (specify) WW = Waste Water
PRESERVATIVE CODES: H+I = Hydrochloric acid + ice I = Ice only N = Nitric acid S+I = Sulfuric acid + ice S/M+I = Sodium Bisulfate/Methanol + ice O = Other (specify) NA = None

White Copy - Original; Yellow Copy - Client

ANALYTICAL ENVIRONMENTAL SERVICES, INC
3080 Presidential Drive, Atlanta GA 30340-3704
AES TEL.: (770) 457-8177 / TOLL-FREE (800) 972-4889 / FAX: (770) 457-8188

CHAIN OF CUSTODY

Work Order: 1707M54

Date: 7/26/17 Page 2 of 2

COMPANY: Amec Foster Wheeler

ADDRESS: 1075 Big Shanty Rd. Ste #100 Kennesaw, GA 30144

PHONE: 770-421-3406

FAX: 770-421-3486

SAMPLED BY: Jeff Moore

SIGNATURE: Jeffrey L Moore

ANALYSIS REQUESTED: PAHs sim 8270; VOCs 8260; metals+Hg; Cyanide

Visit our website www.aesatlanta.com to check on the status of your results, place bottle orders, etc.

#	SAMPLE ID	SAMPLED DATE	SAMPLED TIME	Grab	Composite	Matrix (See codes)	PRESERVATION (See codes) H	H+I	N	NaOH	REMARKS	No # of Containers
1	MW-408S-0717	7-26-17	2:10	✓		GW	2	2	1	1		6
2	MW-408DR-0717	7-26-17	3:00	✓		GW	2	2	1	1		6
3	Temp Blank											
4												
5												
6												
7												
8												
9												
10												
11												
12												
13												
14												

RELINQUISHED BY / DATE/TIME
1: Daniel R Howard 7/26/17 1800
2:
3:

RECEIVED BY / DATE/TIME
1: [illegible] 7/27/17 10:25
2:
3:

SPECIAL INSTRUCTIONS/COMMENTS:
See Attachment for analyses requirement
All VOCs are in cooler with trip blank

SHIPMENT METHOD
OUT / / VIA:
IN / / VIA:
CLIENT (FedEx) UPS MAIL COURIER
GREYHOUND OTHER

PROJECT INFORMATION
PROJECT NAME: AGLC-Augusta
PROJECT #: 6122150235
SITE ADDRESS: Augusta, GA
SEND REPORT TO: John Quinn
INVOICE TO: (IF DIFFERENT FROM ABOVE) Amec-Kennesaw
QUOTE #: PO#:

RECEIPT
Total # of Containers

Turnaround Time Request
(X) Standard 5 Business Days
( ) 2 Business Day Rush
( ) Next Business Day Rush
( ) Same Day Rush (auth req.)
( ) Other

STATE PROGRAM (if any):
E-mail? Y / N; Fax? Y / N
DATA PACKAGE: I II III IV

SAMPLES RECEIVED AFTER 3PM OR ON SATURDAY ARE CONSIDERED RECEIVED THE NEXT BUSINESS DAY. IF TURNAROUND TIME IS NOT INDICATED, AES WILL PROCEED WITH STANDARD TAT OF SAMPLES.
SAMPLES ARE DISPOSED 30 DAYS AFTER REPORT COMPLETION UNLESS OTHER ARRANGEMENTS ARE MADE.

MATRIX CODES: A = Air GW = Groundwater SE = Sediment SO = Soil SW = Surface Water W = Water (Blanks) DW = Drinking Water (Blanks) O = Other (specify) WW = Waste Water
PRESERVATIVE CODES: H+I = Hydrochloric acid + ice I = Ice only N = Nitric acid S+I = Sulfuric acid + ice S/M+I = Sodium Bisulfate/Methanol + ice O = Other (specify) NA = None

White Copy - Original; Yellow Copy - Client

Table 2-3
Site-Specific Constituents of Interest
Atlanta Gas Light Company
Former Manufactured Gas Plant Site
Augusta, Georgia

Volatile Organic Compounds (VOCs), (SW-846 Method 8260B)		
Acetone - 50 ug/L	Ethylbenzene - 5 ug/L	Trichloroethylene - 5 ug/L
Benzene - 5 ug/L	Methylene Chloride - 5 ug/L	Xylenes (total) - 5 ug/L
Carbon Disulfide - 5 ug/L	Toluene - 5 ug/L	
Polynuclear Aromatic Hydrocarbons (SIM SW-846 Method 8270D)		
Acenaphthene - 0.5 ug/L	Benzo(g,h,i)perylene - 0.1 ug/L	Indeno(1,2,3-cd)pyrene- 0.05 ug/L
Acenaphthylene - 1 ug/L	Benzo(k)fluoranthene - 0.05 ug/L	Naphthalene- 0.5 ug/L
Anthracene - 0.05 ug/L	Chrysene - 0.05 ug/L	Phenanthrene- 0.05 ug/L
Benzo(a)anthracene - 0.05 ug/L	Dibenzo(a,h)anthracene - 0.1 ug/L	Pyrene- 0.05 ug/L
Benzo(a)pyrene - 0.05 ug/L	Fluoranthene- 0.1 ug/L	
Benzo(b)fluoranthene - 0.1 ug/L	Fluorene- 0.1 ug/L	
Inorganics (SW-846 Methods 6010C, 7470A, 6020, and 9010/9012)		
Antimony -0 .006 mg/L	Copper - 0.01 mg/L	Vanadium - 0.01 mg/L
Arsenic - 0.05 mg/L	Lead - 0.01 mg/L	Zinc - 0.02 mg/L
Barium - 0.004 mg/L	Mercury-0.0002 mg/L	
Beryllium - 0.004 mg/L	Nickel - 0.02 mg/L	Cyanide - 0.01 mg/L
Cadmium - 0.005 mg/L	Selenium - 0.02 mg/L	
Chromium - 0.01 mg/L	Thallium - 0.002 mg/L	

DLH 7/19/16

Client: AMEC Foster Wheeler
Project: AGL Augusta
Lab ID: 1707M54

Case Narrative

Volatiles Organic Compounds Analysis by Method 8260B:

Due to sample matrix, sample 1707M54-007A required dilution during preparation and/or analysis resulting in elevated reporting limits.

Analytical Environmental Services, Inc

Date: 7-Aug-17

Client:	AMEC Foster Wheeler	**Client Sample ID:**	MW-505D-0717
Project Name:	AGL Augusta	**Collection Date:**	7/25/2017 8:05:00 AM
Lab ID:	1707M54-001	**Matrix:**	Groundwater

Analyses	Result	Reporting Limit	Qual	Units	BatchID	Dilution Factor	Date Analyzed	Analyst
Volatile Organic Compounds by GC/MS SW8260B				**(SW5030B)**				
Acetone	BRL	50		ug/L	246296	1	08/02/2017 02:23	MD
Benzene	BRL	5.0		ug/L	246296	1	08/02/2017 02:23	MD
Carbon disulfide	BRL	5.0		ug/L	246296	1	08/02/2017 02:23	MD
Ethylbenzene	BRL	5.0		ug/L	246296	1	08/02/2017 02:23	MD
Methylene chloride	BRL	5.0		ug/L	246296	1	08/02/2017 02:23	MD
Trichloroethene	BRL	5.0		ug/L	246296	1	08/02/2017 02:23	MD
Toluene	BRL	5.0		ug/L	246296	1	08/02/2017 02:23	MD
Xylenes, Total	BRL	5.0		ug/L	246296	1	08/02/2017 02:23	MD
Surr: 4-Bromofluorobenzene	95.6	66.1-129		%REC	246296	1	08/02/2017 02:23	MD
Surr: Dibromofluoromethane	98	83.6-123		%REC	246296	1	08/02/2017 02:23	MD
Surr: Toluene-d8	94.5	81.8-118		%REC	246296	1	08/02/2017 02:23	MD
Total Metals by ICP/MS SW6020B				**(SW3005A)**				
Antimony	BRL	0.00600		mg/L	246138	1	08/01/2017 06:10	JR
Arsenic	BRL	0.0500		mg/L	246138	1	08/01/2017 06:10	JR
Barium	0.446	0.00400		mg/L	246138	1	08/01/2017 06:10	JR
Beryllium	BRL	0.00400		mg/L	246138	1	08/01/2017 06:10	JR
Cadmium	BRL	0.00500		mg/L	246138	1	08/01/2017 06:10	JR
Chromium	BRL	0.0100		mg/L	246138	1	08/01/2017 06:10	JR
Copper	BRL	0.0100		mg/L	246138	1	08/01/2017 06:10	JR
Lead	BRL	0.0100		mg/L	246138	1	08/01/2017 06:10	JR
Nickel	BRL	0.0200		mg/L	246138	1	08/01/2017 06:10	JR
Selenium	BRL	0.0200		mg/L	246138	1	08/01/2017 06:10	JR
Thallium	BRL	0.00200		mg/L	246138	1	08/01/2017 06:10	JR
Vanadium	BRL	0.0100		mg/L	246138	1	08/01/2017 06:10	JR
Zinc	BRL	0.0200		mg/L	246138	1	08/01/2017 06:10	JR
SIM Polynuclear Aromatic Hydrocarbons SW8270D				**(SW3510C)**				
Naphthalene	59	50		ug/L	246109	100	08/01/2017 13:26	YH
Acenaphthylene	BRL	1.0		ug/L	246109	1	07/28/2017 18:15	YH
Acenaphthene	16	5.0		ug/L	246109	100	08/01/2017 13:26	YH
Fluorene	2.2	0.10		ug/L	246109	1	07/28/2017 18:15	YH
Phenanthrene	1.4	0.050		ug/L	246109	1	07/28/2017 18:15	YH
Anthracene	0.22	0.050		ug/L	246109	1	07/28/2017 18:15	YH
Fluoranthene	0.41	0.10		ug/L	246109	1	07/28/2017 18:15	YH
Pyrene	0.65	0.050		ug/L	246109	1	07/28/2017 18:15	YH
Benz(a)anthracene	BRL	0.050		ug/L	246109	1	07/28/2017 18:15	YH
Chrysene	BRL	0.050		ug/L	246109	1	07/28/2017 18:15	YH
Benzo(b)fluoranthene	BRL	0.10		ug/L	246109	1	07/28/2017 18:15	YH
Benzo(k)fluoranthene	BRL	0.050		ug/L	246109	1	07/28/2017 18:15	YH
Benzo(a)pyrene	BRL	0.050		ug/L	246109	1	07/28/2017 18:15	YH

Qualifiers:

*	Value exceeds maximum contaminant level	E	Estimated (value above quantitation range)
BRL	Below reporting limit	S	Spike Recovery outside limits due to matrix
H	Holding times for preparation or analysis exceeded	Narr	See case narrative
N	Analyte not NELAC certified	NC	Not confirmed
B	Analyte detected in the associated method blank	<	Less than Result value
>	Greater than Result value	J	Estimated value detected below Reporting Limit

Analytical Environmental Services, Inc

Date: 7-Aug-17

Client:	AMEC Foster Wheeler	**Client Sample ID:**	MW-505D-0717
Project Name:	AGL Augusta	**Collection Date:**	7/25/2017 8:05:00 AM
Lab ID:	1707M54-001	**Matrix:**	Groundwater

Analyses	Result	Reporting Limit	Qual	Units	BatchID	Dilution Factor	Date Analyzed	Analyst
SIM Polynuclear Aromatic Hydrocarbons SW8270D				**(SW3510C)**				
Indeno(1,2,3-cd)pyrene	BRL	0.050		ug/L	246109	1	07/28/2017 18:15	YH
Dibenz(a,h)anthracene	BRL	0.10		ug/L	246109	1	07/28/2017 18:15	YH
Benzo(g,h,i)perylene	BRL	0.10		ug/L	246109	1	07/28/2017 18:15	YH
Surr: 4-Terphenyl-d14	94	58.5-125		%REC	246109	1	07/28/2017 18:15	YH
Mercury, Total SW7470A				**(SW7470A)**				
Mercury	BRL	0.00020		mg/L	246300	1	08/02/2017 20:09	AS
Cyanide SW9014				**(SW9010C)**				
Cyanide, Total	BRL	0.010		mg/L	246329	1	08/02/2017 11:45	AK

Qualifiers:

*	Value exceeds maximum contaminant level	E	Estimated (value above quantitation range)
BRL	Below reporting limit	S	Spike Recovery outside limits due to matrix
H	Holding times for preparation or analysis exceeded	Narr	See case narrative
N	Analyte not NELAC certified	NC	Not confirmed
B	Analyte detected in the associated method blank	<	Less than Result value
>	Greater than Result value	J	Estimated value detected below Reporting Limit

Analytical Environmental Services, Inc

Date: 7-Aug-17

Client:	AMEC Foster Wheeler	**Client Sample ID:**	MW-304-0717
Project Name:	AGL Augusta	**Collection Date:**	7/25/2017 9:08:00 AM
Lab ID:	1707M54-002	**Matrix:**	Groundwater

Analyses	Result	Reporting Limit	Qual	Units	BatchID	Dilution Factor	Date Analyzed	Analyst
Volatile Organic Compounds by GC/MS SW8260B				**(SW5030B)**				
Acetone	BRL	50		ug/L	246296	1	08/01/2017 22:48	MD
Benzene	770	50		ug/L	246296	10	08/01/2017 23:12	MD
Carbon disulfide	BRL	5.0		ug/L	246296	1	08/01/2017 22:48	MD
Ethylbenzene	BRL	5.0		ug/L	246296	1	08/01/2017 22:48	MD
Methylene chloride	BRL	5.0		ug/L	246296	1	08/01/2017 22:48	MD
Trichloroethene	BRL	5.0		ug/L	246296	1	08/01/2017 22:48	MD
Toluene	BRL	5.0		ug/L	246296	1	08/01/2017 22:48	MD
Xylenes, Total	16	5.0		ug/L	246296	1	08/01/2017 22:48	MD
Surr: 4-Bromofluorobenzene	98.1	66.1-129		%REC	246296	10	08/01/2017 23:12	MD
Surr: 4-Bromofluorobenzene	100	66.1-129		%REC	246296	1	08/01/2017 22:48	MD
Surr: Dibromofluoromethane	95	83.6-123		%REC	246296	10	08/01/2017 23:12	MD
Surr: Dibromofluoromethane	98.1	83.6-123		%REC	246296	1	08/01/2017 22:48	MD
Surr: Toluene-d8	91.4	81.8-118		%REC	246296	10	08/01/2017 23:12	MD
Surr: Toluene-d8	96.4	81.8-118		%REC	246296	1	08/01/2017 22:48	MD
Total Metals by ICP/MS SW6020B				**(SW3005A)**				
Antimony	BRL	0.00600		mg/L	246138	1	08/01/2017 06:41	JR
Arsenic	BRL	0.0500		mg/L	246138	1	08/01/2017 06:41	JR
Barium	0.362	0.00400		mg/L	246138	1	08/01/2017 06:41	JR
Beryllium	BRL	0.00400		mg/L	246138	1	08/01/2017 06:41	JR
Cadmium	BRL	0.00500		mg/L	246138	1	08/01/2017 06:41	JR
Chromium	BRL	0.0100		mg/L	246138	1	08/01/2017 06:41	JR
Copper	BRL	0.0100		mg/L	246138	1	08/01/2017 06:41	JR
Lead	BRL	0.0100		mg/L	246138	1	08/01/2017 06:41	JR
Nickel	BRL	0.0200		mg/L	246138	1	08/01/2017 06:41	JR
Selenium	BRL	0.0200		mg/L	246138	1	08/01/2017 06:41	JR
Thallium	BRL	0.00200		mg/L	246138	1	08/01/2017 06:41	JR
Vanadium	BRL	0.0100		mg/L	246138	1	08/01/2017 06:41	JR
Zinc	BRL	0.0200		mg/L	246138	1	08/01/2017 06:41	JR
SIM Polynuclear Aromatic Hydrocarbons SW8270D				**(SW3510C)**				
Naphthalene	150	50		ug/L	246109	100	08/01/2017 12:05	YH
Acenaphthylene	BRL	1.0		ug/L	246109	1	07/28/2017 18:41	YH
Acenaphthene	15	5.0		ug/L	246109	100	08/01/2017 12:05	YH
Fluorene	1.8	0.10		ug/L	246109	1	07/28/2017 18:41	YH
Phenanthrene	0.95	0.050		ug/L	246109	1	07/28/2017 18:41	YH
Anthracene	0.16	0.050		ug/L	246109	1	07/28/2017 18:41	YH
Fluoranthene	0.19	0.10		ug/L	246109	1	07/28/2017 18:41	YH
Pyrene	0.24	0.050		ug/L	246109	1	07/28/2017 18:41	YH
Benz(a)anthracene	BRL	0.050		ug/L	246109	1	07/28/2017 18:41	YH
Chrysene	BRL	0.050		ug/L	246109	1	07/28/2017 18:41	YH

Qualifiers:

*	Value exceeds maximum contaminant level	E	Estimated (value above quantitation range)
BRL	Below reporting limit	S	Spike Recovery outside limits due to matrix
H	Holding times for preparation or analysis exceeded	Narr	See case narrative
N	Analyte not NELAC certified	NC	Not confirmed
B	Analyte detected in the associated method blank	<	Less than Result value
>	Greater than Result value	J	Estimated value detected below Reporting Limit

Analytical Environmental Services, Inc **Date:** 7-Aug-17

Client:	AMEC Foster Wheeler	**Client Sample ID:**	MW-304-0717
Project Name:	AGL Augusta	**Collection Date:**	7/25/2017 9:08:00 AM
Lab ID:	1707M54-002	**Matrix:**	Groundwater

Analyses	Result	Reporting Limit	Qual	Units	BatchID	Dilution Factor	Date Analyzed	Analyst
SIM Polynuclear Aromatic Hydrocarbons SW8270D					**(SW3510C)**			
Benzo(b)fluoranthene	BRL	0.10		ug/L	246109	1	07/28/2017 18:41	YH
Benzo(k)fluoranthene	BRL	0.050		ug/L	246109	1	07/28/2017 18:41	YH
Benzo(a)pyrene	BRL	0.050		ug/L	246109	1	07/28/2017 18:41	YH
Indeno(1,2,3-cd)pyrene	BRL	0.050		ug/L	246109	1	07/28/2017 18:41	YH
Dibenz(a,h)anthracene	BRL	0.10		ug/L	246109	1	07/28/2017 18:41	YH
Benzo(g,h,i)perylene	BRL	0.10		ug/L	246109	1	07/28/2017 18:41	YH
Surr: 4-Terphenyl-d14	94.5	58.5-125		%REC	246109	1	07/28/2017 18:41	YH
Mercury, Total SW7470A					**(SW7470A)**			
Mercury	BRL	0.00020		mg/L	246300	1	08/02/2017 20:13	AS
Cyanide SW9014					**(SW9010C)**			
Cyanide, Total	BRL	0.010		mg/L	246247	1	07/31/2017 16:00	AK

Qualifiers:

*	Value exceeds maximum contaminant level	E	Estimated (value above quantitation range)
BRL	Below reporting limit	S	Spike Recovery outside limits due to matrix
H	Holding times for preparation or analysis exceeded	Narr	See case narrative
N	Analyte not NELAC certified	NC	Not confirmed
B	Analyte detected in the associated method blank	<	Less than Result value
>	Greater than Result value	J	Estimated value detected below Reporting Limit

Analytical Environmental Services, Inc

Date: 7-Aug-17

Client:	AMEC Foster Wheeler	**Client Sample ID:**	MW-602-0717
Project Name:	AGL Augusta	**Collection Date:**	7/25/2017 9:43:00 AM
Lab ID:	1707M54-003	**Matrix:**	Groundwater

Analyses	Result	Reporting Limit	Qual	Units	BatchID	Dilution Factor	Date Analyzed	Analyst
Volatile Organic Compounds by GC/MS SW8260B				**(SW5030B)**				
Acetone	BRL	50		ug/L	246296	1	08/02/2017 02:46	MD
Benzene	BRL	5.0		ug/L	246296	1	08/02/2017 02:46	MD
Carbon disulfide	BRL	5.0		ug/L	246296	1	08/02/2017 02:46	MD
Ethylbenzene	BRL	5.0		ug/L	246296	1	08/02/2017 02:46	MD
Methylene chloride	BRL	5.0		ug/L	246296	1	08/02/2017 02:46	MD
Trichloroethene	BRL	5.0		ug/L	246296	1	08/02/2017 02:46	MD
Toluene	BRL	5.0		ug/L	246296	1	08/02/2017 02:46	MD
Xylenes, Total	BRL	5.0		ug/L	246296	1	08/02/2017 02:46	MD
Surr: 4-Bromofluorobenzene	99.6	66.1-129		%REC	246296	1	08/02/2017 02:46	MD
Surr: Dibromofluoromethane	103	83.6-123		%REC	246296	1	08/02/2017 02:46	MD
Surr: Toluene-d8	96.8	81.8-118		%REC	246296	1	08/02/2017 02:46	MD
Total Metals by ICP/MS SW6020B				**(SW3005A)**				
Antimony	BRL	0.00600		mg/L	246138	1	08/01/2017 06:47	JR
Arsenic	BRL	0.0500		mg/L	246138	1	08/01/2017 06:47	JR
Barium	0.421	0.00400		mg/L	246138	1	08/01/2017 06:47	JR
Beryllium	BRL	0.00400		mg/L	246138	1	08/01/2017 06:47	JR
Cadmium	BRL	0.00500		mg/L	246138	1	08/01/2017 06:47	JR
Chromium	BRL	0.0100		mg/L	246138	1	08/01/2017 06:47	JR
Copper	BRL	0.0100		mg/L	246138	1	08/01/2017 06:47	JR
Lead	BRL	0.0100		mg/L	246138	1	08/01/2017 06:47	JR
Nickel	BRL	0.0200		mg/L	246138	1	08/01/2017 06:47	JR
Selenium	BRL	0.0200		mg/L	246138	1	08/01/2017 06:47	JR
Thallium	BRL	0.00200		mg/L	246138	1	08/01/2017 06:47	JR
Vanadium	BRL	0.0100		mg/L	246138	1	08/01/2017 06:47	JR
Zinc	BRL	0.0200		mg/L	246138	1	08/01/2017 06:47	JR
SIM Polynuclear Aromatic Hydrocarbons SW8270D				**(SW3510C)**				
Naphthalene	BRL	0.50		ug/L	246109	1	07/28/2017 19:09	YH
Acenaphthylene	BRL	1.0		ug/L	246109	1	07/28/2017 19:09	YH
Acenaphthene	1.7	0.50		ug/L	246109	1	07/28/2017 19:09	YH
Fluorene	BRL	0.10		ug/L	246109	1	07/28/2017 19:09	YH
Phenanthrene	BRL	0.050		ug/L	246109	1	07/28/2017 19:09	YH
Anthracene	0.11	0.050		ug/L	246109	1	07/28/2017 19:09	YH
Fluoranthene	BRL	0.10		ug/L	246109	1	07/28/2017 19:09	YH
Pyrene	0.079	0.050		ug/L	246109	1	07/28/2017 19:09	YH
Benz(a)anthracene	BRL	0.050		ug/L	246109	1	07/28/2017 19:09	YH
Chrysene	BRL	0.050		ug/L	246109	1	07/28/2017 19:09	YH
Benzo(b)fluoranthene	BRL	0.10		ug/L	246109	1	07/28/2017 19:09	YH
Benzo(k)fluoranthene	BRL	0.050		ug/L	246109	1	07/28/2017 19:09	YH
Benzo(a)pyrene	BRL	0.050		ug/L	246109	1	07/28/2017 19:09	YH

Qualifiers:

*	Value exceeds maximum contaminant level	E	Estimated (value above quantitation range)
BRL	Below reporting limit	S	Spike Recovery outside limits due to matrix
H	Holding times for preparation or analysis exceeded	Narr	See case narrative
N	Analyte not NELAC certified	NC	Not confirmed
B	Analyte detected in the associated method blank	<	Less than Result value
>	Greater than Result value	J	Estimated value detected below Reporting Limit

Analytical Environmental Services, Inc

Date: 7-Aug-17

Client:	AMEC Foster Wheeler	**Client Sample ID:**	MW-602-0717
Project Name:	AGL Augusta	**Collection Date:**	7/25/2017 9:43:00 AM
Lab ID:	1707M54-003	**Matrix:**	Groundwater

Analyses	Result	Reporting Limit	Qual	Units	BatchID	Dilution Factor	Date Analyzed	Analyst
SIM Polynuclear Aromatic Hydrocarbons SW8270D				**(SW3510C)**				
Indeno(1,2,3-cd)pyrene	BRL	0.050		ug/L	246109	1	07/28/2017 19:09	YH
Dibenz(a,h)anthracene	BRL	0.10		ug/L	246109	1	07/28/2017 19:09	YH
Benzo(g,h,i)perylene	BRL	0.10		ug/L	246109	1	07/28/2017 19:09	YH
Surr: 4-Terphenyl-d14	101	58.5-125		%REC	246109	1	07/28/2017 19:09	YH
Mercury, Total SW7470A				**(SW7470A)**				
Mercury	BRL	0.00020		mg/L	246300	1	08/02/2017 20:17	AS
Cyanide SW9014				**(SW9010C)**				
Cyanide, Total	BRL	0.010		mg/L	246247	1	07/31/2017 16:00	AK

Qualifiers:

*	Value exceeds maximum contaminant level	E	Estimated (value above quantitation range)
BRL	Below reporting limit	S	Spike Recovery outside limits due to matrix
H	Holding times for preparation or analysis exceeded	Narr	See case narrative
N	Analyte not NELAC certified	NC	Not confirmed
B	Analyte detected in the associated method blank	<	Less than Result value
>	Greater than Result value	J	Estimated value detected below Reporting Limit

Analytical Environmental Services, Inc

Date: 7-Aug-17

Client:	AMEC Foster Wheeler	**Client Sample ID:**	MW-303-0717
Project Name:	AGL Augusta	**Collection Date:**	7/25/2017 10:28:00 AM
Lab ID:	1707M54-004	**Matrix:**	Groundwater

Analyses	Result	Reporting Limit	Qual	Units	BatchID	Dilution Factor	Date Analyzed	Analyst
Volatile Organic Compounds by GC/MS SW8260B				**(SW5030B)**				
Acetone	BRL	50		ug/L	246296	1	08/02/2017 03:09	MD
Benzene	BRL	5.0		ug/L	246296	1	08/02/2017 03:09	MD
Carbon disulfide	BRL	5.0		ug/L	246296	1	08/02/2017 03:09	MD
Ethylbenzene	BRL	5.0		ug/L	246296	1	08/02/2017 03:09	MD
Methylene chloride	BRL	5.0		ug/L	246296	1	08/02/2017 03:09	MD
Trichloroethene	BRL	5.0		ug/L	246296	1	08/02/2017 03:09	MD
Toluene	BRL	5.0		ug/L	246296	1	08/02/2017 03:09	MD
Xylenes, Total	BRL	5.0		ug/L	246296	1	08/02/2017 03:09	MD
Surr: 4-Bromofluorobenzene	93	66.1-129		%REC	246296	1	08/02/2017 03:09	MD
Surr: Dibromofluoromethane	92	83.6-123		%REC	246296	1	08/02/2017 03:09	MD
Surr: Toluene-d8	97.5	81.8-118		%REC	246296	1	08/02/2017 03:09	MD
Total Metals by ICP/MS SW6020B				**(SW3005A)**				
Antimony	BRL	0.00600		mg/L	246138	1	08/01/2017 06:53	JR
Arsenic	BRL	0.0500		mg/L	246138	1	08/01/2017 06:53	JR
Barium	0.0830	0.00400		mg/L	246138	1	08/01/2017 06:53	JR
Beryllium	BRL	0.00400		mg/L	246138	1	08/01/2017 06:53	JR
Cadmium	BRL	0.00500		mg/L	246138	1	08/01/2017 06:53	JR
Chromium	BRL	0.0100		mg/L	246138	1	08/01/2017 06:53	JR
Copper	BRL	0.0100		mg/L	246138	1	08/01/2017 06:53	JR
Lead	BRL	0.0100		mg/L	246138	1	08/01/2017 06:53	JR
Nickel	BRL	0.0200		mg/L	246138	1	08/01/2017 06:53	JR
Selenium	BRL	0.0200		mg/L	246138	1	08/01/2017 06:53	JR
Thallium	BRL	0.00200		mg/L	246138	1	08/01/2017 06:53	JR
Vanadium	BRL	0.0100		mg/L	246138	1	08/01/2017 06:53	JR
Zinc	BRL	0.0200		mg/L	246138	1	08/01/2017 06:53	JR
SIM Polynuclear Aromatic Hydrocarbons SW8270D				**(SW3510C)**				
Naphthalene	BRL	0.50		ug/L	246109	1	07/28/2017 19:34	YH
Acenaphthylene	BRL	1.0		ug/L	246109	1	07/28/2017 19:34	YH
Acenaphthene	0.54	0.50		ug/L	246109	1	07/28/2017 19:34	YH
Fluorene	0.28	0.10		ug/L	246109	1	07/28/2017 19:34	YH
Phenanthrene	BRL	0.050		ug/L	246109	1	07/28/2017 19:34	YH
Anthracene	0.16	0.050		ug/L	246109	1	07/28/2017 19:34	YH
Fluoranthene	0.16	0.10		ug/L	246109	1	07/28/2017 19:34	YH
Pyrene	0.44	0.050		ug/L	246109	1	07/28/2017 19:34	YH
Benz(a)anthracene	BRL	0.050		ug/L	246109	1	07/28/2017 19:34	YH
Chrysene	BRL	0.050		ug/L	246109	1	07/28/2017 19:34	YH
Benzo(b)fluoranthene	BRL	0.10		ug/L	246109	1	07/28/2017 19:34	YH
Benzo(k)fluoranthene	BRL	0.050		ug/L	246109	1	07/28/2017 19:34	YH
Benzo(a)pyrene	BRL	0.050		ug/L	246109	1	07/28/2017 19:34	YH

Qualifiers:

*	Value exceeds maximum contaminant level	E	Estimated (value above quantitation range)
BRL	Below reporting limit	S	Spike Recovery outside limits due to matrix
H	Holding times for preparation or analysis exceeded	Narr	See case narrative
N	Analyte not NELAC certified	NC	Not confirmed
B	Analyte detected in the associated method blank	<	Less than Result value
>	Greater than Result value	J	Estimated value detected below Reporting Limit

Analytical Environmental Services, Inc **Date:** 7-Aug-17

Client:	AMEC Foster Wheeler	**Client Sample ID:**	MW-303-0717
Project Name:	AGL Augusta	**Collection Date:**	7/25/2017 10:28:00 AM
Lab ID:	1707M54-004	**Matrix:**	Groundwater

Analyses	Result	Reporting Limit	Qual	Units	BatchID	Dilution Factor	Date Analyzed	Analyst
SIM Polynuclear Aromatic Hydrocarbons SW8270D				**(SW3510C)**				
Indeno(1,2,3-cd)pyrene	BRL	0.050		ug/L	246109	1	07/28/2017 19:34	YH
Dibenz(a,h)anthracene	BRL	0.10		ug/L	246109	1	07/28/2017 19:34	YH
Benzo(g,h,i)perylene	BRL	0.10		ug/L	246109	1	07/28/2017 19:34	YH
Surr: 4-Terphenyl-d14	93.6	58.5-125		%REC	246109	1	07/28/2017 19:34	YH
Mercury, Total SW7470A				**(SW7470A)**				
Mercury	BRL	0.00020		mg/L	246300	1	08/02/2017 20:21	AS
Cyanide SW9014				**(SW9010C)**				
Cyanide, Total	BRL	0.010		mg/L	246247	1	07/31/2017 16:00	AK

Qualifiers:

*	Value exceeds maximum contaminant level	E	Estimated (value above quantitation range)
BRL	Below reporting limit	S	Spike Recovery outside limits due to matrix
H	Holding times for preparation or analysis exceeded	Narr	See case narrative
N	Analyte not NELAC certified	NC	Not confirmed
B	Analyte detected in the associated method blank	<	Less than Result value
>	Greater than Result value	J	Estimated value detected below Reporting Limit

Analytical Environmental Services, Inc

Date: 7-Aug-17

Client:	AMEC Foster Wheeler	**Client Sample ID:**	MW-309BR-0717
Project Name:	AGL Augusta	**Collection Date:**	7/25/2017 11:22:00 AM
Lab ID:	1707M54-005	**Matrix:**	Groundwater

Analyses	Result	Reporting Limit	Qual	Units	BatchID	Dilution Factor	Date Analyzed	Analyst
Volatile Organic Compounds by GC/MS SW8260B				**(SW5030B)**				
Acetone	BRL	50		ug/L	246296	1	08/02/2017 03:33	MD
Benzene	BRL	5.0		ug/L	246296	1	08/02/2017 03:33	MD
Carbon disulfide	BRL	5.0		ug/L	246296	1	08/02/2017 03:33	MD
Ethylbenzene	BRL	5.0		ug/L	246296	1	08/02/2017 03:33	MD
Methylene chloride	BRL	5.0		ug/L	246296	1	08/02/2017 03:33	MD
Trichloroethene	BRL	5.0		ug/L	246296	1	08/02/2017 03:33	MD
Toluene	BRL	5.0		ug/L	246296	1	08/02/2017 03:33	MD
Xylenes, Total	BRL	5.0		ug/L	246296	1	08/02/2017 03:33	MD
Surr: 4-Bromofluorobenzene	94.8	66.1-129		%REC	246296	1	08/02/2017 03:33	MD
Surr: Dibromofluoromethane	92.5	83.6-123		%REC	246296	1	08/02/2017 03:33	MD
Surr: Toluene-d8	94	81.8-118		%REC	246296	1	08/02/2017 03:33	MD
Total Metals by ICP/MS SW6020B				**(SW3005A)**				
Antimony	BRL	0.00600		mg/L	246138	1	08/01/2017 07:00	JR
Arsenic	BRL	0.0500		mg/L	246138	1	08/01/2017 07:00	JR
Barium	0.370	0.00400		mg/L	246138	1	08/01/2017 07:00	JR
Beryllium	BRL	0.00400		mg/L	246138	1	08/01/2017 07:00	JR
Cadmium	BRL	0.00500		mg/L	246138	1	08/01/2017 07:00	JR
Chromium	BRL	0.0100		mg/L	246138	1	08/01/2017 07:00	JR
Copper	0.0100	0.0100		mg/L	246138	1	08/01/2017 07:00	JR
Lead	BRL	0.0100		mg/L	246138	1	08/01/2017 07:00	JR
Nickel	BRL	0.0200		mg/L	246138	1	08/01/2017 07:00	JR
Selenium	BRL	0.0200		mg/L	246138	1	08/01/2017 07:00	JR
Thallium	BRL	0.00200		mg/L	246138	1	08/01/2017 07:00	JR
Vanadium	BRL	0.0100		mg/L	246138	1	08/01/2017 07:00	JR
Zinc	BRL	0.0200		mg/L	246138	1	08/01/2017 07:00	JR
SIM Polynuclear Aromatic Hydrocarbons SW8270D				**(SW3510C)**				
Naphthalene	BRL	0.50		ug/L	246109	1	07/28/2017 20:00	YH
Acenaphthylene	BRL	1.0		ug/L	246109	1	07/28/2017 20:00	YH
Acenaphthene	BRL	0.50		ug/L	246109	1	07/28/2017 20:00	YH
Fluorene	BRL	0.10		ug/L	246109	1	07/28/2017 20:00	YH
Phenanthrene	BRL	0.050		ug/L	246109	1	07/28/2017 20:00	YH
Anthracene	BRL	0.050		ug/L	246109	1	07/28/2017 20:00	YH
Fluoranthene	BRL	0.10		ug/L	246109	1	07/28/2017 20:00	YH
Pyrene	BRL	0.050		ug/L	246109	1	07/28/2017 20:00	YH
Benz(a)anthracene	BRL	0.050		ug/L	246109	1	07/28/2017 20:00	YH
Chrysene	BRL	0.050		ug/L	246109	1	07/28/2017 20:00	YH
Benzo(b)fluoranthene	BRL	0.10		ug/L	246109	1	07/28/2017 20:00	YH
Benzo(k)fluoranthene	BRL	0.050		ug/L	246109	1	07/28/2017 20:00	YH
Benzo(a)pyrene	BRL	0.050		ug/L	246109	1	07/28/2017 20:00	YH

Qualifiers:

*	Value exceeds maximum contaminant level	E	Estimated (value above quantitation range)
BRL	Below reporting limit	S	Spike Recovery outside limits due to matrix
H	Holding times for preparation or analysis exceeded	Narr	See case narrative
N	Analyte not NELAC certified	NC	Not confirmed
B	Analyte detected in the associated method blank	<	Less than Result value
>	Greater than Result value	J	Estimated value detected below Reporting Limit

Analytical Environmental Services, Inc

Date: 7-Aug-17

Client:	AMEC Foster Wheeler	**Client Sample ID:**	MW-309BR-0717
Project Name:	AGL Augusta	**Collection Date:**	7/25/2017 11:22:00 AM
Lab ID:	1707M54-005	**Matrix:**	Groundwater

Analyses	Result	Reporting Limit	Qual	Units	BatchID	Dilution Factor	Date Analyzed	Analyst
SIM Polynuclear Aromatic Hydrocarbons SW8270D				**(SW3510C)**				
Indeno(1,2,3-cd)pyrene	BRL	0.050		ug/L	246109	1	07/28/2017 20:00	YH
Dibenz(a,h)anthracene	BRL	0.10		ug/L	246109	1	07/28/2017 20:00	YH
Benzo(g,h,i)perylene	BRL	0.10		ug/L	246109	1	07/28/2017 20:00	YH
Surr: 4-Terphenyl-d14	101	58.5-125		%REC	246109	1	07/28/2017 20:00	YH
Mercury, Total SW7470A				**(SW7470A)**				
Mercury	BRL	0.00020		mg/L	246300	1	08/02/2017 20:25	AS
Cyanide SW9014				**(SW9010C)**				
Cyanide, Total	BRL	0.010		mg/L	246247	1	07/31/2017 16:00	AK

Qualifiers:

*	Value exceeds maximum contaminant level	E	Estimated (value above quantitation range)
BRL	Below reporting limit	S	Spike Recovery outside limits due to matrix
H	Holding times for preparation or analysis exceeded	Narr	See case narrative
N	Analyte not NELAC certified	NC	Not confirmed
B	Analyte detected in the associated method blank	<	Less than Result value
>	Greater than Result value	J	Estimated value detected below Reporting Limit

Analytical Environmental Services, Inc

Date: 7-Aug-17

Client:	AMEC Foster Wheeler	**Client Sample ID:**	MW-206-0717
Project Name:	AGL Augusta	**Collection Date:**	7/25/2017 12:20:00 PM
Lab ID:	1707M54-006	**Matrix:**	Groundwater

Analyses	Result	Reporting Limit	Qual	Units	BatchID	Dilution Factor	Date Analyzed	Analyst
Volatile Organic Compounds by GC/MS SW8260B				**(SW5030B)**				
Acetone	BRL	50		ug/L	246296	1	08/02/2017 03:57	MD
Benzene	BRL	5.0		ug/L	246296	1	08/02/2017 03:57	MD
Carbon disulfide	BRL	5.0		ug/L	246296	1	08/02/2017 03:57	MD
Ethylbenzene	BRL	5.0		ug/L	246296	1	08/02/2017 03:57	MD
Methylene chloride	BRL	5.0		ug/L	246296	1	08/02/2017 03:57	MD
Trichloroethene	BRL	5.0		ug/L	246296	1	08/02/2017 03:57	MD
Toluene	BRL	5.0		ug/L	246296	1	08/02/2017 03:57	MD
Xylenes, Total	BRL	5.0		ug/L	246296	1	08/02/2017 03:57	MD
Surr: 4-Bromofluorobenzene	96	66.1-129		%REC	246296	1	08/02/2017 03:57	MD
Surr: Dibromofluoromethane	99.2	83.6-123		%REC	246296	1	08/02/2017 03:57	MD
Surr: Toluene-d8	97.3	81.8-118		%REC	246296	1	08/02/2017 03:57	MD
Total Metals by ICP/MS SW6020B				**(SW3005A)**				
Antimony	BRL	0.00600		mg/L	246138	1	08/01/2017 07:06	JR
Arsenic	BRL	0.0500		mg/L	246138	1	08/01/2017 07:06	JR
Barium	0.337	0.00400		mg/L	246138	1	08/01/2017 07:06	JR
Beryllium	BRL	0.00400		mg/L	246138	1	08/01/2017 07:06	JR
Cadmium	BRL	0.00500		mg/L	246138	1	08/01/2017 07:06	JR
Chromium	BRL	0.0100		mg/L	246138	1	08/01/2017 07:06	JR
Copper	BRL	0.0100		mg/L	246138	1	08/01/2017 07:06	JR
Lead	BRL	0.0100		mg/L	246138	1	08/01/2017 07:06	JR
Nickel	BRL	0.0200		mg/L	246138	1	08/01/2017 07:06	JR
Selenium	BRL	0.0200		mg/L	246138	1	08/01/2017 07:06	JR
Thallium	BRL	0.00200		mg/L	246138	1	08/01/2017 07:06	JR
Vanadium	BRL	0.0100		mg/L	246138	1	08/01/2017 07:06	JR
Zinc	BRL	0.0200		mg/L	246138	1	08/01/2017 07:06	JR
SIM Polynuclear Aromatic Hydrocarbons SW8270D				**(SW3510C)**				
Naphthalene	BRL	0.50		ug/L	246109	1	07/28/2017 20:27	YH
Acenaphthylene	BRL	1.0		ug/L	246109	1	07/28/2017 20:27	YH
Acenaphthene	BRL	0.50		ug/L	246109	1	07/28/2017 20:27	YH
Fluorene	BRL	0.10		ug/L	246109	1	07/28/2017 20:27	YH
Phenanthrene	BRL	0.050		ug/L	246109	1	07/28/2017 20:27	YH
Anthracene	BRL	0.050		ug/L	246109	1	07/28/2017 20:27	YH
Fluoranthene	BRL	0.10		ug/L	246109	1	07/28/2017 20:27	YH
Pyrene	BRL	0.050		ug/L	246109	1	07/28/2017 20:27	YH
Benz(a)anthracene	BRL	0.050		ug/L	246109	1	07/28/2017 20:27	YH
Chrysene	BRL	0.050		ug/L	246109	1	07/28/2017 20:27	YH
Benzo(b)fluoranthene	BRL	0.10		ug/L	246109	1	07/28/2017 20:27	YH
Benzo(k)fluoranthene	BRL	0.050		ug/L	246109	1	07/28/2017 20:27	YH
Benzo(a)pyrene	BRL	0.050		ug/L	246109	1	07/28/2017 20:27	YH

Qualifiers:

*	Value exceeds maximum contaminant level	E	Estimated (value above quantitation range)
BRL	Below reporting limit	S	Spike Recovery outside limits due to matrix
H	Holding times for preparation or analysis exceeded	Narr	See case narrative
N	Analyte not NELAC certified	NC	Not confirmed
B	Analyte detected in the associated method blank	<	Less than Result value
>	Greater than Result value	J	Estimated value detected below Reporting Limit

Analytical Environmental Services, Inc

Date: 7-Aug-17

Client:	AMEC Foster Wheeler	**Client Sample ID:**	MW-206-0717
Project Name:	AGL Augusta	**Collection Date:**	7/25/2017 12:20:00 PM
Lab ID:	1707M54-006	**Matrix:**	Groundwater

Analyses	Result	Reporting Limit	Qual	Units	BatchID	Dilution Factor	Date Analyzed	Analyst
SIM Polynuclear Aromatic Hydrocarbons SW8270D				**(SW3510C)**				
Indeno(1,2,3-cd)pyrene	BRL	0.050		ug/L	246109	1	07/28/2017 20:27	YH
Dibenz(a,h)anthracene	BRL	0.10		ug/L	246109	1	07/28/2017 20:27	YH
Benzo(g,h,i)perylene	BRL	0.10		ug/L	246109	1	07/28/2017 20:27	YH
Surr: 4-Terphenyl-d14	101	58.5-125		%REC	246109	1	07/28/2017 20:27	YH
Mercury, Total SW7470A				**(SW7470A)**				
Mercury	BRL	0.00020		mg/L	246300	1	08/02/2017 20:29	AS
Cyanide SW9014				**(SW9010C)**				
Cyanide, Total	BRL	0.010		mg/L	246247	1	07/31/2017 16:00	AK

Qualifiers:

*	Value exceeds maximum contaminant level	E	Estimated (value above quantitation range)
BRL	Below reporting limit	S	Spike Recovery outside limits due to matrix
H	Holding times for preparation or analysis exceeded	Narr	See case narrative
N	Analyte not NELAC certified	NC	Not confirmed
B	Analyte detected in the associated method blank	<	Less than Result value
>	Greater than Result value	J	Estimated value detected below Reporting Limit

Analytical Environmental Services, Inc

Date: 7-Aug-17

Client:	AMEC Foster Wheeler	**Client Sample ID:**	MW-601-0717
Project Name:	AGL Augusta	**Collection Date:**	7/25/2017 1:20:00 PM
Lab ID:	1707M54-007	**Matrix:**	Groundwater

Analyses	Result	Reporting Limit	Qual	Units	BatchID	Dilution Factor	Date Analyzed	Analyst
Volatile Organic Compounds by GC/MS SW8260B				**(SW5030B)**				
Acetone	BRL	5000		ug/L	246296	100	08/01/2017 21:13	MD
Benzene	9400	500		ug/L	246296	100	08/01/2017 21:13	MD
Carbon disulfide	BRL	500		ug/L	246296	100	08/01/2017 21:13	MD
Ethylbenzene	1400	500		ug/L	246296	100	08/01/2017 21:13	MD
Methylene chloride	BRL	500		ug/L	246296	100	08/01/2017 21:13	MD
Trichloroethene	BRL	500		ug/L	246296	100	08/01/2017 21:13	MD
Toluene	8200	500		ug/L	246296	100	08/01/2017 21:13	MD
Xylenes, Total	2800	500		ug/L	246296	100	08/01/2017 21:13	MD
Surr: 4-Bromofluorobenzene	100	66.1-129		%REC	246296	100	08/01/2017 21:13	MD
Surr: Dibromofluoromethane	99.7	83.6-123		%REC	246296	100	08/01/2017 21:13	MD
Surr: Toluene-d8	96.6	81.8-118		%REC	246296	100	08/01/2017 21:13	MD
Total Metals by ICP/MS SW6020B				**(SW3005A)**				
Antimony	BRL	0.00600		mg/L	246138	1	08/01/2017 07:12	JR
Arsenic	BRL	0.0500		mg/L	246138	1	08/01/2017 07:12	JR
Barium	0.144	0.00400		mg/L	246138	1	08/01/2017 07:12	JR
Beryllium	BRL	0.00400		mg/L	246138	1	08/01/2017 07:12	JR
Cadmium	BRL	0.00500		mg/L	246138	1	08/01/2017 07:12	JR
Chromium	BRL	0.0100		mg/L	246138	1	08/01/2017 07:12	JR
Copper	BRL	0.0100		mg/L	246138	1	08/01/2017 07:12	JR
Lead	BRL	0.0100		mg/L	246138	1	08/01/2017 07:12	JR
Nickel	BRL	0.0200		mg/L	246138	1	08/01/2017 07:12	JR
Selenium	BRL	0.0200		mg/L	246138	1	08/01/2017 07:12	JR
Thallium	BRL	0.00200		mg/L	246138	1	08/01/2017 07:12	JR
Vanadium	BRL	0.0100		mg/L	246138	1	08/01/2017 07:12	JR
Zinc	0.0368	0.0200		mg/L	246138	1	08/01/2017 07:12	JR
SIM Polynuclear Aromatic Hydrocarbons SW8270D				**(SW3510C)**				
Naphthalene	3400	500		ug/L	246109	1000	08/01/2017 18:18	YH
Acenaphthylene	44	5.0		ug/L	246109	100	08/01/2017 12:32	YH
Acenaphthene	18	5.0		ug/L	246109	100	08/01/2017 12:32	YH
Fluorene	33	10		ug/L	246109	100	08/01/2017 12:32	YH
Phenanthrene	24	5.0		ug/L	246109	100	08/01/2017 12:32	YH
Anthracene	3.8	0.050		ug/L	246109	1	07/28/2017 20:55	YH
Fluoranthene	1.1	0.10		ug/L	246109	1	07/28/2017 20:55	YH
Pyrene	1.4	0.050		ug/L	246109	1	07/28/2017 20:55	YH
Benz(a)anthracene	0.15	0.050		ug/L	246109	1	07/28/2017 20:55	YH
Chrysene	BRL	0.050		ug/L	246109	1	07/28/2017 20:55	YH
Benzo(b)fluoranthene	BRL	0.10		ug/L	246109	1	07/28/2017 20:55	YH
Benzo(k)fluoranthene	BRL	0.050		ug/L	246109	1	07/28/2017 20:55	YH
Benzo(a)pyrene	BRL	0.050		ug/L	246109	1	07/28/2017 20:55	YH

Qualifiers:

*	Value exceeds maximum contaminant level	E	Estimated (value above quantitation range)
BRL	Below reporting limit	S	Spike Recovery outside limits due to matrix
H	Holding times for preparation or analysis exceeded	Narr	See case narrative
N	Analyte not NELAC certified	NC	Not confirmed
B	Analyte detected in the associated method blank	<	Less than Result value
>	Greater than Result value	J	Estimated value detected below Reporting Limit

Analytical Environmental Services, Inc

Date: 7-Aug-17

Client:	AMEC Foster Wheeler	**Client Sample ID:**	MW-601-0717
Project Name:	AGL Augusta	**Collection Date:**	7/25/2017 1:20:00 PM
Lab ID:	1707M54-007	**Matrix:**	Groundwater

Analyses	Result	Reporting Limit	Qual	Units	BatchID	Dilution Factor	Date Analyzed	Analyst
SIM Polynuclear Aromatic Hydrocarbons SW8270D				**(SW3510C)**				
Indeno(1,2,3-cd)pyrene	0.066	0.050		ug/L	246109	1	07/28/2017 20:55	YH
Dibenz(a,h)anthracene	BRL	0.10		ug/L	246109	1	07/28/2017 20:55	YH
Benzo(g,h,i)perylene	BRL	0.10		ug/L	246109	1	07/28/2017 20:55	YH
Surr: 4-Terphenyl-d14	92.3	58.5-125		%REC	246109	1	07/28/2017 20:55	YH
Mercury, Total SW7470A				**(SW7470A)**				
Mercury	BRL	0.00020		mg/L	246300	1	08/02/2017 20:33	AS
Cyanide SW9014				**(SW9010C)**				
Cyanide, Total	0.017	0.010		mg/L	246247	1	07/31/2017 16:00	AK

Qualifiers:

*	Value exceeds maximum contaminant level	E	Estimated (value above quantitation range)
BRL	Below reporting limit	S	Spike Recovery outside limits due to matrix
H	Holding times for preparation or analysis exceeded	Narr	See case narrative
N	Analyte not NELAC certified	NC	Not confirmed
B	Analyte detected in the associated method blank	<	Less than Result value
>	Greater than Result value	J	Estimated value detected below Reporting Limit

Analytical Environmental Services, Inc

Date: 7-Aug-17

Client:	AMEC Foster Wheeler	**Client Sample ID:**	MW-202DR-0717
Project Name:	AGL Augusta	**Collection Date:**	7/26/2017 7:23:00 AM
Lab ID:	1707M54-008	**Matrix:**	Groundwater

Analyses	Result	Reporting Limit	Qual	Units	BatchID	Dilution Factor	Date Analyzed	Analyst
Volatile Organic Compounds by GC/MS SW8260B				**(SW5030B)**				
Acetone	BRL	50		ug/L	246296	1	08/01/2017 17:44	NP
Benzene	BRL	5.0		ug/L	246296	1	08/01/2017 17:44	NP
Carbon disulfide	BRL	5.0		ug/L	246296	1	08/01/2017 17:44	NP
Ethylbenzene	BRL	5.0		ug/L	246296	1	08/01/2017 17:44	NP
Methylene chloride	BRL	5.0		ug/L	246296	1	08/01/2017 17:44	NP
Trichloroethene	BRL	5.0		ug/L	246296	1	08/01/2017 17:44	NP
Toluene	BRL	5.0		ug/L	246296	1	08/01/2017 17:44	NP
Xylenes, Total	BRL	5.0		ug/L	246296	1	08/01/2017 17:44	NP
Surr: 4-Bromofluorobenzene	86.3	66.1-129		%REC	246296	1	08/01/2017 17:44	NP
Surr: Dibromofluoromethane	96.5	83.6-123		%REC	246296	1	08/01/2017 17:44	NP
Surr: Toluene-d8	98.7	81.8-118		%REC	246296	1	08/01/2017 17:44	NP
Total Metals by ICP/MS SW6020B				**(SW3005A)**				
Antimony	BRL	0.00600		mg/L	246138	1	08/01/2017 07:18	JR
Arsenic	BRL	0.0500		mg/L	246138	1	08/01/2017 07:18	JR
Barium	0.0761	0.00400		mg/L	246138	1	08/01/2017 07:18	JR
Beryllium	BRL	0.00400		mg/L	246138	1	08/01/2017 07:18	JR
Cadmium	BRL	0.00500		mg/L	246138	1	08/01/2017 07:18	JR
Chromium	BRL	0.0100		mg/L	246138	1	08/01/2017 07:18	JR
Copper	BRL	0.0100		mg/L	246138	1	08/01/2017 07:18	JR
Lead	BRL	0.0100		mg/L	246138	1	08/01/2017 07:18	JR
Nickel	BRL	0.0200		mg/L	246138	1	08/01/2017 07:18	JR
Selenium	BRL	0.0200		mg/L	246138	1	08/01/2017 07:18	JR
Thallium	BRL	0.00200		mg/L	246138	1	08/01/2017 07:18	JR
Vanadium	BRL	0.0100		mg/L	246138	1	08/01/2017 07:18	JR
Zinc	BRL	0.0200		mg/L	246138	1	08/01/2017 07:18	JR
SIM Polynuclear Aromatic Hydrocarbons SW8270D				**(SW3510C)**				
Naphthalene	BRL	0.50		ug/L	246109	1	07/28/2017 21:22	YH
Acenaphthylene	BRL	1.0		ug/L	246109	1	07/28/2017 21:22	YH
Acenaphthene	BRL	0.50		ug/L	246109	1	07/28/2017 21:22	YH
Fluorene	BRL	0.10		ug/L	246109	1	07/28/2017 21:22	YH
Phenanthrene	BRL	0.050		ug/L	246109	1	07/28/2017 21:22	YH
Anthracene	0.096	0.050		ug/L	246109	1	07/28/2017 21:22	YH
Fluoranthene	BRL	0.10		ug/L	246109	1	07/28/2017 21:22	YH
Pyrene	BRL	0.050		ug/L	246109	1	07/28/2017 21:22	YH
Benz(a)anthracene	BRL	0.050		ug/L	246109	1	07/28/2017 21:22	YH
Chrysene	BRL	0.050		ug/L	246109	1	07/28/2017 21:22	YH
Benzo(b)fluoranthene	BRL	0.10		ug/L	246109	1	07/28/2017 21:22	YH
Benzo(k)fluoranthene	BRL	0.050		ug/L	246109	1	07/28/2017 21:22	YH
Benzo(a)pyrene	BRL	0.050		ug/L	246109	1	07/28/2017 21:22	YH

Qualifiers:

*	Value exceeds maximum contaminant level	E	Estimated (value above quantitation range)
BRL	Below reporting limit	S	Spike Recovery outside limits due to matrix
H	Holding times for preparation or analysis exceeded	Narr	See case narrative
N	Analyte not NELAC certified	NC	Not confirmed
B	Analyte detected in the associated method blank	<	Less than Result value
>	Greater than Result value	J	Estimated value detected below Reporting Limit

Analytical Environmental Services, Inc

Date: 7-Aug-17

Client:	AMEC Foster Wheeler	**Client Sample ID:**	MW-202DR-0717
Project Name:	AGL Augusta	**Collection Date:**	7/26/2017 7:23:00 AM
Lab ID:	1707M54-008	**Matrix:**	Groundwater

Analyses	Result	Reporting Limit	Qual	Units	BatchID	Dilution Factor	Date Analyzed	Analyst
SIM Polynuclear Aromatic Hydrocarbons SW8270D				**(SW3510C)**				
Indeno(1,2,3-cd)pyrene	BRL	0.050		ug/L	246109	1	07/28/2017 21:22	YH
Dibenz(a,h)anthracene	BRL	0.10		ug/L	246109	1	07/28/2017 21:22	YH
Benzo(g,h,i)perylene	BRL	0.10		ug/L	246109	1	07/28/2017 21:22	YH
Surr: 4-Terphenyl-d14	95.4	58.5-125		%REC	246109	1	07/28/2017 21:22	YH
Mercury, Total SW7470A				**(SW7470A)**				
Mercury	BRL	0.00020		mg/L	246300	1	08/02/2017 20:36	AS
Cyanide SW9014				**(SW9010C)**				
Cyanide, Total	BRL	0.010		mg/L	246328	1	08/02/2017 11:00	AK

Qualifiers:

*	Value exceeds maximum contaminant level	E	Estimated (value above quantitation range)
BRL	Below reporting limit	S	Spike Recovery outside limits due to matrix
H	Holding times for preparation or analysis exceeded	Narr	See case narrative
N	Analyte not NELAC certified	NC	Not confirmed
B	Analyte detected in the associated method blank	<	Less than Result value
>	Greater than Result value	J	Estimated value detected below Reporting Limit

Analytical Environmental Services, Inc

Date: 7-Aug-17

Client:	AMEC Foster Wheeler	**Client Sample ID:**	MW-203-0717
Project Name:	AGL Augusta	**Collection Date:**	7/26/2017 8:18:00 AM
Lab ID:	1707M54-009	**Matrix:**	Groundwater

Analyses	Result	Reporting Limit	Qual	Units	BatchID	Dilution Factor	Date Analyzed	Analyst
Volatile Organic Compounds by GC/MS SW8260B				**(SW5030B)**				
Acetone	BRL	50		ug/L	246296	1	08/01/2017 18:10	NP
Benzene	BRL	5.0		ug/L	246296	1	08/01/2017 18:10	NP
Carbon disulfide	BRL	5.0		ug/L	246296	1	08/01/2017 18:10	NP
Ethylbenzene	BRL	5.0		ug/L	246296	1	08/01/2017 18:10	NP
Methylene chloride	BRL	5.0		ug/L	246296	1	08/01/2017 18:10	NP
Trichloroethene	BRL	5.0		ug/L	246296	1	08/01/2017 18:10	NP
Toluene	BRL	5.0		ug/L	246296	1	08/01/2017 18:10	NP
Xylenes, Total	BRL	5.0		ug/L	246296	1	08/01/2017 18:10	NP
Surr: 4-Bromofluorobenzene	88	66.1-129		%REC	246296	1	08/01/2017 18:10	NP
Surr: Dibromofluoromethane	95	83.6-123		%REC	246296	1	08/01/2017 18:10	NP
Surr: Toluene-d8	99.2	81.8-118		%REC	246296	1	08/01/2017 18:10	NP
Total Metals by ICP/MS SW6020B				**(SW3005A)**				
Antimony	BRL	0.00600		mg/L	246138	1	08/01/2017 07:24	JR
Arsenic	BRL	0.0500		mg/L	246138	1	08/01/2017 07:24	JR
Barium	0.0528	0.00400		mg/L	246138	1	08/01/2017 07:24	JR
Beryllium	BRL	0.00400		mg/L	246138	1	08/01/2017 07:24	JR
Cadmium	BRL	0.00500		mg/L	246138	1	08/01/2017 07:24	JR
Chromium	BRL	0.0100		mg/L	246138	1	08/01/2017 07:24	JR
Copper	BRL	0.0100		mg/L	246138	1	08/01/2017 07:24	JR
Lead	BRL	0.0100		mg/L	246138	1	08/01/2017 07:24	JR
Nickel	BRL	0.0200		mg/L	246138	1	08/01/2017 07:24	JR
Selenium	BRL	0.0200		mg/L	246138	1	08/01/2017 07:24	JR
Thallium	BRL	0.00200		mg/L	246138	1	08/01/2017 07:24	JR
Vanadium	0.0150	0.0100		mg/L	246138	1	08/01/2017 07:24	JR
Zinc	BRL	0.0200		mg/L	246138	1	08/01/2017 07:24	JR
SIM Polynuclear Aromatic Hydrocarbons SW8270D				**(SW3510C)**				
Naphthalene	BRL	0.50		ug/L	246109	1	07/28/2017 21:50	YH
Acenaphthylene	BRL	1.0		ug/L	246109	1	07/28/2017 21:50	YH
Acenaphthene	BRL	0.50		ug/L	246109	1	07/28/2017 21:50	YH
Fluorene	BRL	0.10		ug/L	246109	1	07/28/2017 21:50	YH
Phenanthrene	BRL	0.050		ug/L	246109	1	07/28/2017 21:50	YH
Anthracene	BRL	0.050		ug/L	246109	1	07/28/2017 21:50	YH
Fluoranthene	BRL	0.10		ug/L	246109	1	07/28/2017 21:50	YH
Pyrene	BRL	0.050		ug/L	246109	1	07/28/2017 21:50	YH
Benz(a)anthracene	BRL	0.050		ug/L	246109	1	07/28/2017 21:50	YH
Chrysene	BRL	0.050		ug/L	246109	1	07/28/2017 21:50	YH
Benzo(b)fluoranthene	BRL	0.10		ug/L	246109	1	07/28/2017 21:50	YH
Benzo(k)fluoranthene	BRL	0.050		ug/L	246109	1	07/28/2017 21:50	YH
Benzo(a)pyrene	BRL	0.050		ug/L	246109	1	07/28/2017 21:50	YH

Qualifiers:

*	Value exceeds maximum contaminant level	E	Estimated (value above quantitation range)
BRL	Below reporting limit	S	Spike Recovery outside limits due to matrix
H	Holding times for preparation or analysis exceeded	Narr	See case narrative
N	Analyte not NELAC certified	NC	Not confirmed
B	Analyte detected in the associated method blank	<	Less than Result value
>	Greater than Result value	J	Estimated value detected below Reporting Limit

Analytical Environmental Services, Inc

Date: 7-Aug-17

Client:	AMEC Foster Wheeler	**Client Sample ID:**	MW-203-0717
Project Name:	AGL Augusta	**Collection Date:**	7/26/2017 8:18:00 AM
Lab ID:	1707M54-009	**Matrix:**	Groundwater

Analyses	Result	Reporting Limit	Qual	Units	BatchID	Dilution Factor	Date Analyzed	Analyst
SIM Polynuclear Aromatic Hydrocarbons SW8270D				**(SW3510C)**				
Indeno(1,2,3-cd)pyrene	BRL	0.050		ug/L	246109	1	07/28/2017 21:50	YH
Dibenz(a,h)anthracene	BRL	0.10		ug/L	246109	1	07/28/2017 21:50	YH
Benzo(g,h,i)perylene	BRL	0.10		ug/L	246109	1	07/28/2017 21:50	YH
Surr: 4-Terphenyl-d14	94.8	58.5-125		%REC	246109	1	07/28/2017 21:50	YH
Mercury, Total SW7470A				**(SW7470A)**				
Mercury	BRL	0.00020		mg/L	246300	1	08/02/2017 20:40	AS
Cyanide SW9014				**(SW9010C)**				
Cyanide, Total	BRL	0.010		mg/L	246328	1	08/02/2017 11:00	AK

Qualifiers:

*	Value exceeds maximum contaminant level	E	Estimated (value above quantitation range)
BRL	Below reporting limit	S	Spike Recovery outside limits due to matrix
H	Holding times for preparation or analysis exceeded	Narr	See case narrative
N	Analyte not NELAC certified	NC	Not confirmed
B	Analyte detected in the associated method blank	<	Less than Result value
>	Greater than Result value	J	Estimated value detected below Reporting Limit

Analytical Environmental Services, Inc

Date: 7-Aug-17

Client:	AMEC Foster Wheeler	**Client Sample ID:**	MW-308BR-0717
Project Name:	AGL Augusta	**Collection Date:**	7/26/2017 9:10:00 AM
Lab ID:	1707M54-010	**Matrix:**	Groundwater

Analyses	Result	Reporting Limit	Qual	Units	BatchID	Dilution Factor	Date Analyzed	Analyst
Volatile Organic Compounds by GC/MS SW8260B				**(SW5030B)**				
Acetone	BRL	50		ug/L	246296	1	08/02/2017 10:18	MD
Benzene	110	5.0		ug/L	246296	1	08/02/2017 10:18	MD
Carbon disulfide	BRL	5.0		ug/L	246296	1	08/02/2017 10:18	MD
Ethylbenzene	65	5.0		ug/L	246296	1	08/02/2017 10:18	MD
Methylene chloride	BRL	5.0		ug/L	246296	1	08/02/2017 10:18	MD
Trichloroethene	BRL	5.0		ug/L	246296	1	08/02/2017 10:18	MD
Toluene	5.0	5.0		ug/L	246296	1	08/02/2017 10:18	MD
Xylenes, Total	80	5.0		ug/L	246296	1	08/02/2017 10:18	MD
Surr: 4-Bromofluorobenzene	103	66.1-129		%REC	246296	1	08/02/2017 10:18	MD
Surr: Dibromofluoromethane	102	83.6-123		%REC	246296	1	08/02/2017 10:18	MD
Surr: Toluene-d8	98.3	81.8-118		%REC	246296	1	08/02/2017 10:18	MD
Total Metals by ICP/MS SW6020B				**(SW3005A)**				
Antimony	BRL	0.00600		mg/L	246168	1	08/02/2017 20:29	JR
Arsenic	BRL	0.0500		mg/L	246168	1	08/02/2017 20:29	JR
Barium	0.546	0.00400		mg/L	246168	1	08/02/2017 20:29	JR
Beryllium	BRL	0.00400		mg/L	246168	1	08/02/2017 20:29	JR
Cadmium	BRL	0.00500		mg/L	246168	1	08/02/2017 20:29	JR
Chromium	BRL	0.0100		mg/L	246168	1	08/02/2017 20:29	JR
Copper	BRL	0.0100		mg/L	246168	1	08/02/2017 20:29	JR
Lead	BRL	0.0100		mg/L	246168	1	08/02/2017 20:29	JR
Nickel	BRL	0.0200		mg/L	246168	1	08/02/2017 20:29	JR
Selenium	BRL	0.0200		mg/L	246168	1	08/02/2017 20:29	JR
Thallium	BRL	0.00200		mg/L	246168	1	08/02/2017 20:29	JR
Vanadium	BRL	0.0100		mg/L	246168	1	08/02/2017 20:29	JR
Zinc	0.0282	0.0200		mg/L	246168	1	08/02/2017 20:29	JR
SIM Polynuclear Aromatic Hydrocarbons SW8270D				**(SW3510C)**				
Naphthalene	830	50		ug/L	246109	100	08/01/2017 12:59	YH
Acenaphthylene	32	5.0		ug/L	246109	100	08/01/2017 12:59	YH
Acenaphthene	36	5.0		ug/L	246109	100	08/01/2017 12:59	YH
Fluorene	11	10		ug/L	246109	100	08/01/2017 12:59	YH
Phenanthrene	31	5.0		ug/L	246109	100	08/01/2017 12:59	YH
Anthracene	7.0	0.050		ug/L	246109	1	07/28/2017 22:17	YH
Fluoranthene	7.6	5.0		ug/L	246109	100	08/01/2017 12:59	YH
Pyrene	13	5.0		ug/L	246109	100	08/01/2017 12:59	YH
Benz(a)anthracene	6.9	0.050		ug/L	246109	1	07/28/2017 22:17	YH
Chrysene	6.0	0.050		ug/L	246109	1	07/28/2017 22:17	YH
Benzo(b)fluoranthene	6.9	0.10		ug/L	246109	1	07/28/2017 22:17	YH
Benzo(k)fluoranthene	2.2	0.050		ug/L	246109	1	07/28/2017 22:17	YH
Benzo(a)pyrene	6.2	0.050		ug/L	246109	1	07/28/2017 22:17	YH

Qualifiers:

*	Value exceeds maximum contaminant level	E	Estimated (value above quantitation range)
BRL	Below reporting limit	S	Spike Recovery outside limits due to matrix
H	Holding times for preparation or analysis exceeded	Narr	See case narrative
N	Analyte not NELAC certified	NC	Not confirmed
B	Analyte detected in the associated method blank	<	Less than Result value
>	Greater than Result value	J	Estimated value detected below Reporting Limit

Analytical Environmental Services, Inc

Date: 7-Aug-17

Client:	AMEC Foster Wheeler	**Client Sample ID:**	MW-308BR-0717
Project Name:	AGL Augusta	**Collection Date:**	7/26/2017 9:10:00 AM
Lab ID:	1707M54-010	**Matrix:**	Groundwater

Analyses	Result	Reporting Limit	Qual	Units	BatchID	Dilution Factor	Date Analyzed	Analyst
SIM Polynuclear Aromatic Hydrocarbons SW8270D					**(SW3510C)**			
Indeno(1,2,3-cd)pyrene	2.8	0.050		ug/L	246109	1	07/28/2017 22:17	YH
Dibenz(a,h)anthracene	0.39	0.10		ug/L	246109	1	07/28/2017 22:17	YH
Benzo(g,h,i)perylene	3.3	0.10		ug/L	246109	1	07/28/2017 22:17	YH
Surr: 4-Terphenyl-d14	92.1	58.5-125		%REC	246109	1	07/28/2017 22:17	YH
Mercury, Total SW7470A					**(SW7470A)**			
Mercury	BRL	0.00020		mg/L	246300	1	08/02/2017 20:44	AS
Cyanide SW9014					**(SW9010C)**			
Cyanide, Total	BRL	0.010		mg/L	246328	1	08/02/2017 11:00	AK

Qualifiers:

*	Value exceeds maximum contaminant level	E	Estimated (value above quantitation range)
BRL	Below reporting limit	S	Spike Recovery outside limits due to matrix
H	Holding times for preparation or analysis exceeded	Narr	See case narrative
N	Analyte not NELAC certified	NC	Not confirmed
B	Analyte detected in the associated method blank	<	Less than Result value
>	Greater than Result value	J	Estimated value detected below Reporting Limit

Analytical Environmental Services, Inc

Date: 7-Aug-17

Client:	AMEC Foster Wheeler	**Client Sample ID:**	MW-325-0717
Project Name:	AGL Augusta	**Collection Date:**	7/26/2017 10:20:00 AM
Lab ID:	1707M54-011	**Matrix:**	Groundwater

Analyses	Result	Reporting Limit	Qual	Units	BatchID	Dilution Factor	Date Analyzed	Analyst
Volatile Organic Compounds by GC/MS SW8260B				**(SW5030B)**				
Acetone	BRL	50		ug/L	246296	1	08/01/2017 18:36	NP
Benzene	BRL	5.0		ug/L	246296	1	08/01/2017 18:36	NP
Carbon disulfide	BRL	5.0		ug/L	246296	1	08/01/2017 18:36	NP
Ethylbenzene	BRL	5.0		ug/L	246296	1	08/01/2017 18:36	NP
Methylene chloride	BRL	5.0		ug/L	246296	1	08/01/2017 18:36	NP
Trichloroethene	BRL	5.0		ug/L	246296	1	08/01/2017 18:36	NP
Toluene	BRL	5.0		ug/L	246296	1	08/01/2017 18:36	NP
Xylenes, Total	BRL	5.0		ug/L	246296	1	08/01/2017 18:36	NP
Surr: 4-Bromofluorobenzene	85	66.1-129		%REC	246296	1	08/01/2017 18:36	NP
Surr: Dibromofluoromethane	96.1	83.6-123		%REC	246296	1	08/01/2017 18:36	NP
Surr: Toluene-d8	101	81.8-118		%REC	246296	1	08/01/2017 18:36	NP
Total Metals by ICP/MS SW6020B				**(SW3005A)**				
Antimony	BRL	0.00600		mg/L	246168	1	08/02/2017 20:35	JR
Arsenic	BRL	0.0500		mg/L	246168	1	08/02/2017 20:35	JR
Barium	0.106	0.00400		mg/L	246168	1	08/02/2017 20:35	JR
Beryllium	BRL	0.00400		mg/L	246168	1	08/02/2017 20:35	JR
Cadmium	BRL	0.00500		mg/L	246168	1	08/02/2017 20:35	JR
Chromium	BRL	0.0100		mg/L	246168	1	08/02/2017 20:35	JR
Copper	BRL	0.0100		mg/L	246168	1	08/02/2017 20:35	JR
Lead	BRL	0.0100		mg/L	246168	1	08/02/2017 20:35	JR
Nickel	BRL	0.0200		mg/L	246168	1	08/02/2017 20:35	JR
Selenium	BRL	0.0200		mg/L	246168	1	08/02/2017 20:35	JR
Thallium	BRL	0.00200		mg/L	246168	1	08/02/2017 20:35	JR
Vanadium	BRL	0.0100		mg/L	246168	1	08/02/2017 20:35	JR
Zinc	BRL	0.0200		mg/L	246168	1	08/02/2017 20:35	JR
SIM Polynuclear Aromatic Hydrocarbons SW8270D				**(SW3510C)**				
Naphthalene	BRL	0.50		ug/L	246109	1	07/28/2017 22:43	YH
Acenaphthylene	BRL	1.0		ug/L	246109	1	07/28/2017 22:43	YH
Acenaphthene	BRL	0.50		ug/L	246109	1	07/28/2017 22:43	YH
Fluorene	BRL	0.10		ug/L	246109	1	07/28/2017 22:43	YH
Phenanthrene	BRL	0.050		ug/L	246109	1	07/28/2017 22:43	YH
Anthracene	BRL	0.050		ug/L	246109	1	07/28/2017 22:43	YH
Fluoranthene	BRL	0.10		ug/L	246109	1	07/28/2017 22:43	YH
Pyrene	BRL	0.050		ug/L	246109	1	07/28/2017 22:43	YH
Benz(a)anthracene	BRL	0.050		ug/L	246109	1	07/28/2017 22:43	YH
Chrysene	BRL	0.050		ug/L	246109	1	07/28/2017 22:43	YH
Benzo(b)fluoranthene	BRL	0.10		ug/L	246109	1	07/28/2017 22:43	YH
Benzo(k)fluoranthene	BRL	0.050		ug/L	246109	1	07/28/2017 22:43	YH
Benzo(a)pyrene	BRL	0.050		ug/L	246109	1	07/28/2017 22:43	YH

Qualifiers:

*	Value exceeds maximum contaminant level	E	Estimated (value above quantitation range)
BRL	Below reporting limit	S	Spike Recovery outside limits due to matrix
H	Holding times for preparation or analysis exceeded	Narr	See case narrative
N	Analyte not NELAC certified	NC	Not confirmed
B	Analyte detected in the associated method blank	<	Less than Result value
>	Greater than Result value	J	Estimated value detected below Reporting Limit

Analytical Environmental Services, Inc **Date:** 7-Aug-17

Client:	AMEC Foster Wheeler	**Client Sample ID:**	MW-325-0717
Project Name:	AGL Augusta	**Collection Date:**	7/26/2017 10:20:00 AM
Lab ID:	1707M54-011	**Matrix:**	Groundwater

Analyses	Result	Reporting Limit	Qual	Units	BatchID	Dilution Factor	Date Analyzed	Analyst
SIM Polynuclear Aromatic Hydrocarbons SW8270D				**(SW3510C)**				
Indeno(1,2,3-cd)pyrene	BRL	0.050		ug/L	246109	1	07/28/2017 22:43	YH
Dibenz(a,h)anthracene	BRL	0.10		ug/L	246109	1	07/28/2017 22:43	YH
Benzo(g,h,i)perylene	BRL	0.10		ug/L	246109	1	07/28/2017 22:43	YH
Surr: 4-Terphenyl-d14	88.4	58.5-125		%REC	246109	1	07/28/2017 22:43	YH
Mercury, Total SW7470A				**(SW7470A)**				
Mercury	BRL	0.00020		mg/L	246300	1	08/02/2017 20:56	AS
Cyanide SW9014				**(SW9010C)**				
Cyanide, Total	BRL	0.010		mg/L	246328	1	08/02/2017 11:00	AK

Qualifiers:

*	Value exceeds maximum contaminant level	E	Estimated (value above quantitation range)
BRL	Below reporting limit	S	Spike Recovery outside limits due to matrix
H	Holding times for preparation or analysis exceeded	Narr	See case narrative
N	Analyte not NELAC certified	NC	Not confirmed
B	Analyte detected in the associated method blank	<	Less than Result value
>	Greater than Result value	J	Estimated value detected below Reporting Limit

Analytical Environmental Services, Inc

Date: 7-Aug-17

Client:	AMEC Foster Wheeler	**Client Sample ID:**	MW-513BR-0717
Project Name:	AGL Augusta	**Collection Date:**	7/26/2017 12:00:00 PM
Lab ID:	1707M54-012	**Matrix:**	Groundwater

Analyses	Result	Reporting Limit	Qual	Units	BatchID	Dilution Factor	Date Analyzed	Analyst
Volatile Organic Compounds by GC/MS SW8260B				**(SW5030B)**				
Acetone	BRL	50		ug/L	246296	1	08/01/2017 21:19	NP
Benzene	BRL	5.0		ug/L	246296	1	08/01/2017 21:19	NP
Carbon disulfide	BRL	5.0		ug/L	246296	1	08/01/2017 21:19	NP
Ethylbenzene	BRL	5.0		ug/L	246296	1	08/01/2017 21:19	NP
Methylene chloride	BRL	5.0		ug/L	246296	1	08/01/2017 21:19	NP
Trichloroethene	BRL	5.0		ug/L	246296	1	08/01/2017 21:19	NP
Toluene	BRL	5.0		ug/L	246296	1	08/01/2017 21:19	NP
Xylenes, Total	BRL	5.0		ug/L	246296	1	08/01/2017 21:19	NP
Surr: 4-Bromofluorobenzene	89.7	66.1-129		%REC	246296	1	08/01/2017 21:19	NP
Surr: Dibromofluoromethane	109	83.6-123		%REC	246296	1	08/01/2017 21:19	NP
Surr: Toluene-d8	99.1	81.8-118		%REC	246296	1	08/01/2017 21:19	NP
Total Metals by ICP/MS SW6020B				**(SW3005A)**				
Antimony	BRL	0.00600		mg/L	246168	1	08/02/2017 19:40	JR
Arsenic	BRL	0.0500		mg/L	246168	1	08/02/2017 19:40	JR
Barium	0.656	0.00400		mg/L	246168	1	08/02/2017 19:40	JR
Beryllium	BRL	0.00400		mg/L	246168	1	08/02/2017 19:40	JR
Cadmium	BRL	0.00500		mg/L	246168	1	08/02/2017 19:40	JR
Chromium	BRL	0.0100		mg/L	246168	1	08/02/2017 19:40	JR
Copper	BRL	0.0100		mg/L	246168	1	08/02/2017 19:40	JR
Lead	BRL	0.0100		mg/L	246168	1	08/02/2017 19:40	JR
Nickel	BRL	0.0200		mg/L	246168	1	08/02/2017 19:40	JR
Selenium	BRL	0.0200		mg/L	246168	1	08/02/2017 19:40	JR
Thallium	BRL	0.00200		mg/L	246168	1	08/02/2017 19:40	JR
Vanadium	BRL	0.0100		mg/L	246168	1	08/02/2017 19:40	JR
Zinc	BRL	0.0200		mg/L	246168	1	08/02/2017 19:40	JR
SIM Polynuclear Aromatic Hydrocarbons SW8270D				**(SW3510C)**				
Naphthalene	BRL	0.50		ug/L	246109	1	07/28/2017 23:10	YH
Acenaphthylene	BRL	1.0		ug/L	246109	1	07/28/2017 23:10	YH
Acenaphthene	4.6	0.50		ug/L	246109	1	07/28/2017 23:10	YH
Fluorene	BRL	0.10		ug/L	246109	1	07/28/2017 23:10	YH
Phenanthrene	BRL	0.050		ug/L	246109	1	07/28/2017 23:10	YH
Anthracene	0.068	0.050		ug/L	246109	1	07/28/2017 23:10	YH
Fluoranthene	BRL	0.10		ug/L	246109	1	07/28/2017 23:10	YH
Pyrene	0.10	0.050		ug/L	246109	1	07/28/2017 23:10	YH
Benz(a)anthracene	BRL	0.050		ug/L	246109	1	07/28/2017 23:10	YH
Chrysene	BRL	0.050		ug/L	246109	1	07/28/2017 23:10	YH
Benzo(b)fluoranthene	BRL	0.10		ug/L	246109	1	07/28/2017 23:10	YH
Benzo(k)fluoranthene	BRL	0.050		ug/L	246109	1	07/28/2017 23:10	YH
Benzo(a)pyrene	BRL	0.050		ug/L	246109	1	07/28/2017 23:10	YH

Qualifiers:

*	Value exceeds maximum contaminant level	E	Estimated (value above quantitation range)
BRL	Below reporting limit	S	Spike Recovery outside limits due to matrix
H	Holding times for preparation or analysis exceeded	Narr	See case narrative
N	Analyte not NELAC certified	NC	Not confirmed
B	Analyte detected in the associated method blank	<	Less than Result value
>	Greater than Result value	J	Estimated value detected below Reporting Limit

Analytical Environmental Services, Inc

Date: 7-Aug-17

Client:	AMEC Foster Wheeler	**Client Sample ID:**	MW-513BR-0717
Project Name:	AGL Augusta	**Collection Date:**	7/26/2017 12:00:00 PM
Lab ID:	1707M54-012	**Matrix:**	Groundwater

Analyses	Result	Reporting Limit	Qual	Units	BatchID	Dilution Factor	Date Analyzed	Analyst
SIM Polynuclear Aromatic Hydrocarbons SW8270D				**(SW3510C)**				
Indeno(1,2,3-cd)pyrene	BRL	0.050		ug/L	246109	1	07/28/2017 23:10	YH
Dibenz(a,h)anthracene	BRL	0.10		ug/L	246109	1	07/28/2017 23:10	YH
Benzo(g,h,i)perylene	BRL	0.10		ug/L	246109	1	07/28/2017 23:10	YH
Surr: 4-Terphenyl-d14	93.2	58.5-125		%REC	246109	1	07/28/2017 23:10	YH
Mercury, Total SW7470A				**(SW7470A)**				
Mercury	BRL	0.00020		mg/L	246300	1	08/02/2017 19:29	AS
Cyanide SW9014				**(SW9010C)**				
Cyanide, Total	BRL	0.010		mg/L	246328	1	08/02/2017 11:00	AK

Qualifiers:

*	Value exceeds maximum contaminant level	E	Estimated (value above quantitation range)
BRL	Below reporting limit	S	Spike Recovery outside limits due to matrix
H	Holding times for preparation or analysis exceeded	Narr	See case narrative
N	Analyte not NELAC certified	NC	Not confirmed
B	Analyte detected in the associated method blank	<	Less than Result value
>	Greater than Result value	J	Estimated value detected below Reporting Limit

Analytical Environmental Services, Inc

Date: 7-Aug-17

Client:	AMEC Foster Wheeler	**Client Sample ID:**	MW-315-0717
Project Name:	AGL Augusta	**Collection Date:**	7/26/2017 1:03:00 PM
Lab ID:	1707M54-013	**Matrix:**	Groundwater

Analyses	Result	Reporting Limit	Qual	Units	BatchID	Dilution Factor	Date Analyzed	Analyst
Volatile Organic Compounds by GC/MS SW8260B				**(SW5030B)**				
Acetone	BRL	50		ug/L	246296	1	08/01/2017 19:02	NP
Benzene	BRL	5.0		ug/L	246296	1	08/01/2017 19:02	NP
Carbon disulfide	BRL	5.0		ug/L	246296	1	08/01/2017 19:02	NP
Ethylbenzene	BRL	5.0		ug/L	246296	1	08/01/2017 19:02	NP
Methylene chloride	BRL	5.0		ug/L	246296	1	08/01/2017 19:02	NP
Trichloroethene	BRL	5.0		ug/L	246296	1	08/01/2017 19:02	NP
Toluene	BRL	5.0		ug/L	246296	1	08/01/2017 19:02	NP
Xylenes, Total	BRL	5.0		ug/L	246296	1	08/01/2017 19:02	NP
Surr: 4-Bromofluorobenzene	84.7	66.1-129		%REC	246296	1	08/01/2017 19:02	NP
Surr: Dibromofluoromethane	97.7	83.6-123		%REC	246296	1	08/01/2017 19:02	NP
Surr: Toluene-d8	101	81.8-118		%REC	246296	1	08/01/2017 19:02	NP
Total Metals by ICP/MS SW6020B				**(SW3005A)**				
Antimony	BRL	0.00600		mg/L	246168	1	08/02/2017 20:41	JR
Arsenic	BRL	0.0500		mg/L	246168	1	08/02/2017 20:41	JR
Barium	0.429	0.00400		mg/L	246168	1	08/02/2017 20:41	JR
Beryllium	BRL	0.00400		mg/L	246168	1	08/02/2017 20:41	JR
Cadmium	BRL	0.00500		mg/L	246168	1	08/02/2017 20:41	JR
Chromium	BRL	0.0100		mg/L	246168	1	08/02/2017 20:41	JR
Copper	BRL	0.0100		mg/L	246168	1	08/02/2017 20:41	JR
Lead	BRL	0.0100		mg/L	246168	1	08/02/2017 20:41	JR
Nickel	BRL	0.0200		mg/L	246168	1	08/02/2017 20:41	JR
Selenium	BRL	0.0200		mg/L	246168	1	08/02/2017 20:41	JR
Thallium	BRL	0.00200		mg/L	246168	1	08/02/2017 20:41	JR
Vanadium	BRL	0.0100		mg/L	246168	1	08/02/2017 20:41	JR
Zinc	BRL	0.0200		mg/L	246168	1	08/02/2017 20:41	JR
SIM Polynuclear Aromatic Hydrocarbons SW8270D				**(SW3510C)**				
Naphthalene	BRL	0.50		ug/L	246109	1	07/31/2017 19:33	YH
Acenaphthylene	BRL	1.0		ug/L	246109	1	07/31/2017 19:33	YH
Acenaphthene	2.5	0.50		ug/L	246109	1	07/31/2017 19:33	YH
Fluorene	BRL	0.10		ug/L	246109	1	07/31/2017 19:33	YH
Phenanthrene	BRL	0.050		ug/L	246109	1	07/31/2017 19:33	YH
Anthracene	BRL	0.050		ug/L	246109	1	07/31/2017 19:33	YH
Fluoranthene	BRL	0.10		ug/L	246109	1	07/31/2017 19:33	YH
Pyrene	0.077	0.050		ug/L	246109	1	07/31/2017 19:33	YH
Benz(a)anthracene	BRL	0.050		ug/L	246109	1	07/31/2017 19:33	YH
Chrysene	BRL	0.050		ug/L	246109	1	07/31/2017 19:33	YH
Benzo(b)fluoranthene	BRL	0.10		ug/L	246109	1	07/31/2017 19:33	YH
Benzo(k)fluoranthene	BRL	0.050		ug/L	246109	1	07/31/2017 19:33	YH
Benzo(a)pyrene	BRL	0.050		ug/L	246109	1	07/31/2017 19:33	YH

Qualifiers:

*	Value exceeds maximum contaminant level	E	Estimated (value above quantitation range)
BRL	Below reporting limit	S	Spike Recovery outside limits due to matrix
H	Holding times for preparation or analysis exceeded	Narr	See case narrative
N	Analyte not NELAC certified	NC	Not confirmed
B	Analyte detected in the associated method blank	<	Less than Result value
>	Greater than Result value	J	Estimated value detected below Reporting Limit

Analytical Environmental Services, Inc

Date: 7-Aug-17

Client:	AMEC Foster Wheeler	**Client Sample ID:**	MW-315-0717
Project Name:	AGL Augusta	**Collection Date:**	7/26/2017 1:03:00 PM
Lab ID:	1707M54-013	**Matrix:**	Groundwater

Analyses	Result	Reporting Limit	Qual	Units	BatchID	Dilution Factor	Date Analyzed	Analyst
SIM Polynuclear Aromatic Hydrocarbons SW8270D				**(SW3510C)**				
Indeno(1,2,3-cd)pyrene	BRL	0.050		ug/L	246109	1	07/31/2017 19:33	YH
Dibenz(a,h)anthracene	BRL	0.10		ug/L	246109	1	07/31/2017 19:33	YH
Benzo(g,h,i)perylene	BRL	0.10		ug/L	246109	1	07/31/2017 19:33	YH
Surr: 4-Terphenyl-d14	108	58.5-125		%REC	246109	1	07/31/2017 19:33	YH
Mercury, Total SW7470A				**(SW7470A)**				
Mercury	BRL	0.00020		mg/L	246300	1	08/02/2017 21:00	AS
Cyanide SW9014				**(SW9010C)**				
Cyanide, Total	BRL	0.010		mg/L	246328	1	08/02/2017 11:00	AK

Qualifiers:

*	Value exceeds maximum contaminant level	E	Estimated (value above quantitation range)
BRL	Below reporting limit	S	Spike Recovery outside limits due to matrix
H	Holding times for preparation or analysis exceeded	Narr	See case narrative
N	Analyte not NELAC certified	NC	Not confirmed
B	Analyte detected in the associated method blank	<	Less than Result value
>	Greater than Result value	J	Estimated value detected below Reporting Limit

Analytical Environmental Services, Inc

Date: 7-Aug-17

Client:	AMEC Foster Wheeler	**Client Sample ID:**	MW-408S-0717
Project Name:	AGL Augusta	**Collection Date:**	7/26/2017 2:10:00 PM
Lab ID:	1707M54-014	**Matrix:**	Groundwater

Analyses	Result	Reporting Limit	Qual	Units	BatchID	Dilution Factor	Date Analyzed	Analyst
Volatile Organic Compounds by GC/MS SW8260B				**(SW5030B)**				
Acetone	BRL	50		ug/L	246296	1	08/01/2017 19:27	NP
Benzene	BRL	5.0		ug/L	246296	1	08/01/2017 19:27	NP
Carbon disulfide	BRL	5.0		ug/L	246296	1	08/01/2017 19:27	NP
Ethylbenzene	BRL	5.0		ug/L	246296	1	08/01/2017 19:27	NP
Methylene chloride	BRL	5.0		ug/L	246296	1	08/01/2017 19:27	NP
Trichloroethene	BRL	5.0		ug/L	246296	1	08/01/2017 19:27	NP
Toluene	BRL	5.0		ug/L	246296	1	08/01/2017 19:27	NP
Xylenes, Total	BRL	5.0		ug/L	246296	1	08/01/2017 19:27	NP
Surr: 4-Bromofluorobenzene	85.6	66.1-129		%REC	246296	1	08/01/2017 19:27	NP
Surr: Dibromofluoromethane	96.5	83.6-123		%REC	246296	1	08/01/2017 19:27	NP
Surr: Toluene-d8	100	81.8-118		%REC	246296	1	08/01/2017 19:27	NP
Total Metals by ICP/MS SW6020B				**(SW3005A)**				
Antimony	BRL	0.00600		mg/L	246168	1	08/02/2017 20:48	JR
Arsenic	0.111	0.0500		mg/L	246168	1	08/02/2017 20:48	JR
Barium	0.311	0.00400		mg/L	246168	1	08/02/2017 20:48	JR
Beryllium	BRL	0.00400		mg/L	246168	1	08/02/2017 20:48	JR
Cadmium	BRL	0.00500		mg/L	246168	1	08/02/2017 20:48	JR
Chromium	BRL	0.0100		mg/L	246168	1	08/02/2017 20:48	JR
Copper	BRL	0.0100		mg/L	246168	1	08/02/2017 20:48	JR
Lead	BRL	0.0100		mg/L	246168	1	08/02/2017 20:48	JR
Nickel	BRL	0.0200		mg/L	246168	1	08/02/2017 20:48	JR
Selenium	BRL	0.0200		mg/L	246168	1	08/02/2017 20:48	JR
Thallium	BRL	0.00200		mg/L	246168	1	08/02/2017 20:48	JR
Vanadium	BRL	0.0100		mg/L	246168	1	08/02/2017 20:48	JR
Zinc	BRL	0.0200		mg/L	246168	1	08/02/2017 20:48	JR
SIM Polynuclear Aromatic Hydrocarbons SW8270D				**(SW3510C)**				
Naphthalene	BRL	0.50		ug/L	246109	1	07/31/2017 20:00	YH
Acenaphthylene	BRL	1.0		ug/L	246109	1	07/31/2017 20:00	YH
Acenaphthene	BRL	0.50		ug/L	246109	1	07/31/2017 20:00	YH
Fluorene	BRL	0.10		ug/L	246109	1	07/31/2017 20:00	YH
Phenanthrene	BRL	0.050		ug/L	246109	1	07/31/2017 20:00	YH
Anthracene	BRL	0.050		ug/L	246109	1	07/31/2017 20:00	YH
Fluoranthene	BRL	0.10		ug/L	246109	1	07/31/2017 20:00	YH
Pyrene	BRL	0.050		ug/L	246109	1	07/31/2017 20:00	YH
Benz(a)anthracene	BRL	0.050		ug/L	246109	1	07/31/2017 20:00	YH
Chrysene	BRL	0.050		ug/L	246109	1	07/31/2017 20:00	YH
Benzo(b)fluoranthene	BRL	0.10		ug/L	246109	1	07/31/2017 20:00	YH
Benzo(k)fluoranthene	BRL	0.050		ug/L	246109	1	07/31/2017 20:00	YH
Benzo(a)pyrene	BRL	0.050		ug/L	246109	1	07/31/2017 20:00	YH

Qualifiers:

*	Value exceeds maximum contaminant level	E	Estimated (value above quantitation range)
BRL	Below reporting limit	S	Spike Recovery outside limits due to matrix
H	Holding times for preparation or analysis exceeded	Narr	See case narrative
N	Analyte not NELAC certified	NC	Not confirmed
B	Analyte detected in the associated method blank	<	Less than Result value
>	Greater than Result value	J	Estimated value detected below Reporting Limit

Analytical Environmental Services, Inc

Date: 7-Aug-17

Client:	AMEC Foster Wheeler	**Client Sample ID:**	MW-408S-0717
Project Name:	AGL Augusta	**Collection Date:**	7/26/2017 2:10:00 PM
Lab ID:	1707M54-014	**Matrix:**	Groundwater

Analyses	Result	Reporting Limit	Qual	Units	BatchID	Dilution Factor	Date Analyzed	Analyst
SIM Polynuclear Aromatic Hydrocarbons SW8270D				**(SW3510C)**				
Indeno(1,2,3-cd)pyrene	BRL	0.050		ug/L	246109	1	07/31/2017 20:00	YH
Dibenz(a,h)anthracene	BRL	0.10		ug/L	246109	1	07/31/2017 20:00	YH
Benzo(g,h,i)perylene	BRL	0.10		ug/L	246109	1	07/31/2017 20:00	YH
Surr: 4-Terphenyl-d14	91.9	58.5-125		%REC	246109	1	07/31/2017 20:00	YH
Mercury, Total SW7470A				**(SW7470A)**				
Mercury	BRL	0.00020		mg/L	246300	1	08/02/2017 21:04	AS
Cyanide SW9014				**(SW9010C)**				
Cyanide, Total	BRL	0.010		mg/L	246328	1	08/02/2017 11:00	AK

Qualifiers:

*	Value exceeds maximum contaminant level	E	Estimated (value above quantitation range)
BRL	Below reporting limit	S	Spike Recovery outside limits due to matrix
H	Holding times for preparation or analysis exceeded	Narr	See case narrative
N	Analyte not NELAC certified	NC	Not confirmed
B	Analyte detected in the associated method blank	<	Less than Result value
>	Greater than Result value	J	Estimated value detected below Reporting Limit

Analytical Environmental Services, Inc

Date: 7-Aug-17

Client:	AMEC Foster Wheeler	**Client Sample ID:**	MW-408DR-0717
Project Name:	AGL Augusta	**Collection Date:**	7/26/2017 3:00:00 PM
Lab ID:	1707M54-015	**Matrix:**	Groundwater

Analyses	Result	Reporting Limit	Qual	Units	BatchID	Dilution Factor	Date Analyzed	Analyst
Volatile Organic Compounds by GC/MS SW8260B				**(SW5030B)**				
Acetone	BRL	50		ug/L	246296	1	08/01/2017 19:53	NP
Benzene	BRL	5.0		ug/L	246296	1	08/01/2017 19:53	NP
Carbon disulfide	BRL	5.0		ug/L	246296	1	08/01/2017 19:53	NP
Ethylbenzene	BRL	5.0		ug/L	246296	1	08/01/2017 19:53	NP
Methylene chloride	BRL	5.0		ug/L	246296	1	08/01/2017 19:53	NP
Trichloroethene	BRL	5.0		ug/L	246296	1	08/01/2017 19:53	NP
Toluene	BRL	5.0		ug/L	246296	1	08/01/2017 19:53	NP
Xylenes, Total	BRL	5.0		ug/L	246296	1	08/01/2017 19:53	NP
Surr: 4-Bromofluorobenzene	87.1	66.1-129		%REC	246296	1	08/01/2017 19:53	NP
Surr: Dibromofluoromethane	96.4	83.6-123		%REC	246296	1	08/01/2017 19:53	NP
Surr: Toluene-d8	96.9	81.8-118		%REC	246296	1	08/01/2017 19:53	NP
Total Metals by ICP/MS SW6020B				**(SW3005A)**				
Antimony	BRL	0.00600		mg/L	246168	1	08/02/2017 20:54	JR
Arsenic	BRL	0.0500		mg/L	246168	1	08/02/2017 20:54	JR
Barium	0.553	0.00400		mg/L	246168	1	08/02/2017 20:54	JR
Beryllium	BRL	0.00400		mg/L	246168	1	08/02/2017 20:54	JR
Cadmium	BRL	0.00500		mg/L	246168	1	08/02/2017 20:54	JR
Chromium	BRL	0.0100		mg/L	246168	1	08/02/2017 20:54	JR
Copper	BRL	0.0100		mg/L	246168	1	08/02/2017 20:54	JR
Lead	BRL	0.0100		mg/L	246168	1	08/02/2017 20:54	JR
Nickel	BRL	0.0200		mg/L	246168	1	08/02/2017 20:54	JR
Selenium	BRL	0.0200		mg/L	246168	1	08/02/2017 20:54	JR
Thallium	BRL	0.00200		mg/L	246168	1	08/02/2017 20:54	JR
Vanadium	BRL	0.0100		mg/L	246168	1	08/02/2017 20:54	JR
Zinc	BRL	0.0200		mg/L	246168	1	08/02/2017 20:54	JR
SIM Polynuclear Aromatic Hydrocarbons SW8270D				**(SW3510C)**				
Naphthalene	0.76	0.50		ug/L	246109	1	07/31/2017 20:28	YH
Acenaphthylene	BRL	1.0		ug/L	246109	1	07/31/2017 20:28	YH
Acenaphthene	37	5.0		ug/L	246109	100	08/01/2017 16:36	YH
Fluorene	1.5	0.10		ug/L	246109	1	07/31/2017 20:28	YH
Phenanthrene	7.1	0.050		ug/L	246109	1	07/31/2017 20:28	YH
Anthracene	0.94	0.050		ug/L	246109	1	07/31/2017 20:28	YH
Fluoranthene	0.30	0.10		ug/L	246109	1	07/31/2017 20:28	YH
Pyrene	0.24	0.050		ug/L	246109	1	07/31/2017 20:28	YH
Benz(a)anthracene	BRL	0.050		ug/L	246109	1	07/31/2017 20:28	YH
Chrysene	BRL	0.050		ug/L	246109	1	07/31/2017 20:28	YH
Benzo(b)fluoranthene	BRL	0.10		ug/L	246109	1	07/31/2017 20:28	YH
Benzo(k)fluoranthene	BRL	0.050		ug/L	246109	1	07/31/2017 20:28	YH
Benzo(a)pyrene	BRL	0.050		ug/L	246109	1	07/31/2017 20:28	YH

Qualifiers:

*	Value exceeds maximum contaminant level	E	Estimated (value above quantitation range)
BRL	Below reporting limit	S	Spike Recovery outside limits due to matrix
H	Holding times for preparation or analysis exceeded	Narr	See case narrative
N	Analyte not NELAC certified	NC	Not confirmed
B	Analyte detected in the associated method blank	<	Less than Result value
>	Greater than Result value	J	Estimated value detected below Reporting Limit

Analytical Environmental Services, Inc

Date: 7-Aug-17

Client:	AMEC Foster Wheeler	**Client Sample ID:**	MW-408DR-0717
Project Name:	AGL Augusta	**Collection Date:**	7/26/2017 3:00:00 PM
Lab ID:	1707M54-015	**Matrix:**	Groundwater

Analyses	Result	Reporting Limit	Qual	Units	BatchID	Dilution Factor	Date Analyzed	Analyst
SIM Polynuclear Aromatic Hydrocarbons SW8270D				**(SW3510C)**				
Indeno(1,2,3-cd)pyrene	BRL	0.050		ug/L	246109	1	07/31/2017 20:28	YH
Dibenz(a,h)anthracene	BRL	0.10		ug/L	246109	1	07/31/2017 20:28	YH
Benzo(g,h,i)perylene	BRL	0.10		ug/L	246109	1	07/31/2017 20:28	YH
Surr: 4-Terphenyl-d14	92.1	58.5-125		%REC	246109	1	07/31/2017 20:28	YH
Mercury, Total SW7470A				**(SW7470A)**				
Mercury	BRL	0.00020		mg/L	246528	1	08/05/2017 18:47	AS
Cyanide SW9014				**(SW9010C)**				
Cyanide, Total	BRL	0.010		mg/L	246328	1	08/02/2017 11:00	AK

Qualifiers:

*	Value exceeds maximum contaminant level	E	Estimated (value above quantitation range)
BRL	Below reporting limit	S	Spike Recovery outside limits due to matrix
H	Holding times for preparation or analysis exceeded	Narr	See case narrative
N	Analyte not NELAC certified	NC	Not confirmed
B	Analyte detected in the associated method blank	<	Less than Result value
>	Greater than Result value	J	Estimated value detected below Reporting Limit

Analytical Environmental Services, Inc

Date: 7-Aug-17

SUMMARY OF ANALYTES DETECTED

Analyses	Result	Qual	MDL	Reporting Limit	Units	BatchID	Dilution Factor
Client Sample ID: MW-505D-0717				**Lab ID:** 1707M54-001			
Collection Date: 7/25/2017 8:05:00 AM				**Matrix:** Groundwater			
Total Metals by ICP/MS SW6020B				**(SW3005A)**			
Barium	0.446		0.000185	0.00400	mg/L	246138	1
SIM Polynuclear Aromatic Hydrocarbons SW8270D				**(SW3510C)**			
Naphthalene	59		0.72	50	ug/L	246109	100
Acenaphthene	16		1.7	5.0	ug/L	246109	100
Fluorene	2.2		0.019	0.10	ug/L	246109	1
Phenanthrene	1.4		0.022	0.050	ug/L	246109	1
Anthracene	0.22		0.026	0.050	ug/L	246109	1
Fluoranthene	0.41		0.016	0.10	ug/L	246109	1
Pyrene	0.65		0.015	0.050	ug/L	246109	1
Client Sample ID: MW-304-0717				**Lab ID:** 1707M54-002			
Collection Date: 7/25/2017 9:08:00 AM				**Matrix:** Groundwater			
Volatile Organic Compounds by GC/MS SW8260B				**(SW5030B)**			
Benzene	770		3.7	50	ug/L	246296	10
Xylenes, Total	16		0.77	5.0	ug/L	246296	1
Total Metals by ICP/MS SW6020B				**(SW3005A)**			
Barium	0.362		0.000185	0.00400	mg/L	246138	1
SIM Polynuclear Aromatic Hydrocarbons SW8270D				**(SW3510C)**			
Naphthalene	150		0.72	50	ug/L	246109	100
Acenaphthene	15		1.7	5.0	ug/L	246109	100
Fluorene	1.8		0.019	0.10	ug/L	246109	1
Phenanthrene	0.95		0.022	0.050	ug/L	246109	1
Anthracene	0.16		0.026	0.050	ug/L	246109	1
Fluoranthene	0.19		0.016	0.10	ug/L	246109	1
Pyrene	0.24		0.015	0.050	ug/L	246109	1
Client Sample ID: MW-602-0717				**Lab ID:** 1707M54-003			
Collection Date: 7/25/2017 9:43:00 AM				**Matrix:** Groundwater			
Total Metals by ICP/MS SW6020B				**(SW3005A)**			
Barium	0.421		0.000185	0.00400	mg/L	246138	1
SIM Polynuclear Aromatic Hydrocarbons SW8270D				**(SW3510C)**			
Acenaphthene	1.7		0.017	0.50	ug/L	246109	1
Anthracene	0.11		0.026	0.050	ug/L	246109	1
Pyrene	0.079		0.015	0.050	ug/L	246109	1
Client Sample ID: MW-303-0717				**Lab ID:** 1707M54-004			
Collection Date: 7/25/2017 10:28:00 AM				**Matrix:** Groundwater			
Total Metals by ICP/MS SW6020B				**(SW3005A)**			
Barium	0.0830		0.000185	0.00400	mg/L	246138	1
SIM Polynuclear Aromatic Hydrocarbons SW8270D				**(SW3510C)**			
Acenaphthene	0.54		0.017	0.50	ug/L	246109	1
Fluorene	0.28		0.019	0.10	ug/L	246109	1
Anthracene	0.16		0.026	0.050	ug/L	246109	1
Fluoranthene	0.16		0.016	0.10	ug/L	246109	1
Pyrene	0.44		0.015	0.050	ug/L	246109	1
Client Sample ID: MW-309BR-0717				**Lab ID:** 1707M54-005			

Analytical Environmental Services, Inc

Date: 7-Aug-17

SUMMARY OF ANALYTES DETECTED

Analyses	Result	Qual	MDL	Reporting Limit	Units	BatchID	Dilution Factor
Collection Date: 7/25/2017 11:22:00 AM				**Matrix:** Groundwater			
Total Metals by ICP/MS SW6020B				**(SW3005A)**			
Barium	0.370		0.000185	0.00400	mg/L	246138	1
Copper	0.0100		0.000126	0.0100	mg/L	246138	1
Client Sample ID: MW-206-0717				**Lab ID:** 1707M54-006			
Collection Date: 7/25/2017 12:20:00 PM				**Matrix:** Groundwater			
Total Metals by ICP/MS SW6020B				**(SW3005A)**			
Barium	0.337		0.000185	0.00400	mg/L	246138	1
Client Sample ID: MW-601-0717				**Lab ID:** 1707M54-007			
Collection Date: 7/25/2017 1:20:00 PM				**Matrix:** Groundwater			
Volatile Organic Compounds by GC/MS SW8260B				**(SW5030B)**			
Benzene	9400		37	500	ug/L	246296	100
Ethylbenzene	1400		26	500	ug/L	246296	100
Toluene	8200		39	500	ug/L	246296	100
Xylenes, Total	2800		77	500	ug/L	246296	100
Total Metals by ICP/MS SW6020B				**(SW3005A)**			
Barium	0.144		0.000185	0.00400	mg/L	246138	1
Zinc	0.0368		0.000580	0.0200	mg/L	246138	1
SIM Polynuclear Aromatic Hydrocarbons SW8270D				**(SW3510C)**			
Naphthalene	3400		7.2	500	ug/L	246109	1000
Acenaphthylene	44		2.0	5.0	ug/L	246109	100
Acenaphthene	18		1.7	5.0	ug/L	246109	100
Fluorene	33		1.9	10	ug/L	246109	100
Phenanthrene	24		2.2	5.0	ug/L	246109	100
Anthracene	3.8		0.026	0.050	ug/L	246109	1
Fluoranthene	1.1		0.016	0.10	ug/L	246109	1
Pyrene	1.4		0.015	0.050	ug/L	246109	1
Benz(a)anthracene	0.15		0.018	0.050	ug/L	246109	1
Indeno(1,2,3-cd)pyrene	0.066		0.012	0.050	ug/L	246109	1
Cyanide SW9014				**(SW9010C)**			
Cyanide, Total	0.017		0.00470	0.010	mg/L	246247	1
Client Sample ID: MW-202DR-0717				**Lab ID:** 1707M54-008			
Collection Date: 7/26/2017 7:23:00 AM				**Matrix:** Groundwater			
Total Metals by ICP/MS SW6020B				**(SW3005A)**			
Barium	0.0761		0.000185	0.00400	mg/L	246138	1
SIM Polynuclear Aromatic Hydrocarbons SW8270D				**(SW3510C)**			
Anthracene	0.096		0.026	0.050	ug/L	246109	1
Client Sample ID: MW-203-0717				**Lab ID:** 1707M54-009			
Collection Date: 7/26/2017 8:18:00 AM				**Matrix:** Groundwater			
Total Metals by ICP/MS SW6020B				**(SW3005A)**			
Barium	0.0528		0.000185	0.00400	mg/L	246138	1
Vanadium	0.0150		0.000170	0.0100	mg/L	246138	1
Client Sample ID: MW-308BR-0717				**Lab ID:** 1707M54-010			
Collection Date: 7/26/2017 9:10:00 AM				**Matrix:** Groundwater			
Volatile Organic Compounds by GC/MS SW8260B				**(SW5030B)**			
Benzene	110		0.37	5.0	ug/L	246296	1

Analytical Environmental Services, Inc

Date: 7-Aug-17

SUMMARY OF ANALYTES DETECTED

Analyses	Result	Qual	MDL	Reporting Limit	Units	BatchID	Dilution Factor
Client Sample ID: MW-308BR-0717				**Lab ID:** 1707M54-010			
Collection Date: 7/26/2017 9:10:00 AM				**Matrix:** Groundwater			
Volatile Organic Compounds by GC/MS SW8260B				**(SW5030B)**			
Ethylbenzene	65		0.26	5.0	ug/L	246296	1
Toluene	5.0		0.39	5.0	ug/L	246296	1
Xylenes, Total	80		0.77	5.0	ug/L	246296	1
Total Metals by ICP/MS SW6020B				**(SW3005A)**			
Barium	0.546		0.000185	0.00400	mg/L	246168	1
Zinc	0.0282		0.000580	0.0200	mg/L	246168	1
SIM Polynuclear Aromatic Hydrocarbons SW8270D				**(SW3510C)**			
Naphthalene	830		0.72	50	ug/L	246109	100
Acenaphthylene	32		2.0	5.0	ug/L	246109	100
Acenaphthene	36		1.7	5.0	ug/L	246109	100
Fluorene	11		1.9	10	ug/L	246109	100
Phenanthrene	31		2.2	5.0	ug/L	246109	100
Anthracene	7.0		0.026	0.050	ug/L	246109	1
Fluoranthene	7.6		1.6	5.0	ug/L	246109	100
Pyrene	13		1.5	5.0	ug/L	246109	100
Benz(a)anthracene	6.9		0.018	0.050	ug/L	246109	1
Chrysene	6.0		0.017	0.050	ug/L	246109	1
Benzo(b)fluoranthene	6.9		0.020	0.10	ug/L	246109	1
Benzo(k)fluoranthene	2.2		0.026	0.050	ug/L	246109	1
Benzo(a)pyrene	6.2		0.022	0.050	ug/L	246109	1
Indeno(1,2,3-cd)pyrene	2.8		0.012	0.050	ug/L	246109	1
Dibenz(a,h)anthracene	0.39		0.0097	0.10	ug/L	246109	1
Benzo(g,h,i)perylene	3.3		0.014	0.10	ug/L	246109	1
Client Sample ID: MW-325-0717				**Lab ID:** 1707M54-011			
Collection Date: 7/26/2017 10:20:00 AM				**Matrix:** Groundwater			
Total Metals by ICP/MS SW6020B				**(SW3005A)**			
Barium	0.106		0.000185	0.00400	mg/L	246168	1
Client Sample ID: MW-513BR-0717				**Lab ID:** 1707M54-012			
Collection Date: 7/26/2017 12:00:00 PM				**Matrix:** Groundwater			
Total Metals by ICP/MS SW6020B				**(SW3005A)**			
Barium	0.656		0.000185	0.00400	mg/L	246168	1
SIM Polynuclear Aromatic Hydrocarbons SW8270D				**(SW3510C)**			
Acenaphthene	4.6		0.017	0.50	ug/L	246109	1
Anthracene	0.068		0.026	0.050	ug/L	246109	1
Pyrene	0.10		0.015	0.050	ug/L	246109	1
Client Sample ID: MW-315-0717				**Lab ID:** 1707M54-013			
Collection Date: 7/26/2017 1:03:00 PM				**Matrix:** Groundwater			
Total Metals by ICP/MS SW6020B				**(SW3005A)**			
Barium	0.429		0.000185	0.00400	mg/L	246168	1
SIM Polynuclear Aromatic Hydrocarbons SW8270D				**(SW3510C)**			
Acenaphthene	2.5		0.017	0.50	ug/L	246109	1
Pyrene	0.077		0.015	0.050	ug/L	246109	1
Client Sample ID: MW-408S-0717				**Lab ID:** 1707M54-014			
Collection Date: 7/26/2017 2:10:00 PM				**Matrix:** Groundwater			

Analytical Environmental Services, Inc

Date: 7-Aug-17

SUMMARY OF ANALYTES DETECTED

Analyses	Result	Qual	MDL	Reporting Limit	Units	BatchID	Dilution Factor
Total Metals by ICP/MS SW6020B				**(SW3005A)**			
Arsenic	0.111		0.000156	0.0500	mg/L	246168	1
Barium	0.311		0.000185	0.00400	mg/L	246168	1

Client Sample ID: MW-408DR-0717 **Lab ID:** 1707M54-015
Collection Date: 7/26/2017 3:00:00 PM **Matrix:** Groundwater

Total Metals by ICP/MS SW6020B				**(SW3005A)**			
Barium	0.553		0.000185	0.00400	mg/L	246168	1
SIM Polynuclear Aromatic Hydrocarbons SW8270D				**(SW3510C)**			
Naphthalene	0.76		0.0072	0.50	ug/L	246109	1
Acenaphthene	37		1.7	5.0	ug/L	246109	100
Fluorene	1.5		0.019	0.10	ug/L	246109	1
Phenanthrene	7.1		0.022	0.050	ug/L	246109	1
Anthracene	0.94		0.026	0.050	ug/L	246109	1
Fluoranthene	0.30		0.016	0.10	ug/L	246109	1
Pyrene	0.24		0.015	0.050	ug/L	246109	1

Qualifiers:

- * Value exceeds maximum contaminant level
- BRL Below reporting limit
- H Holding times for preparation or analysis exceeded
- N Analyte not NELAC certified
- B Analyte detected in the associated method blank
- > Greater than Result value
- E Estimated (value above quantitation range)
- S Spike Recovery outside limits due to matrix
- Narr See case narrative
- NC Not confirmed
- < Less than Result value
- J Estimated value detected below Reporting Limit

AES ANALYTICAL ENVIRONMENTAL SERVICES, INC.

SAMPLE/COOLER RECEIPT CHECKLIST

1. Client Name: _____ AES Work Order Number: _____

2. Carrier: FedEx ☐ UPS ☐ USPS ☐ Client ☐ Courier ☐ Other _____

		Yes	No	N/A	Details	Comments
3.	Shipping container/cooler received in good condition?				damaged ☐ leaking ☐ other ☐	
4.	Custody seals present on shipping container?					
5.	Custody seals intact on shipping container?					
6.	Temperature blanks present?					
7.	Cooler temperature(s) within limits of 0-6°C? [See item 13 and 14 for temperature recordings.]				Cooling initiated for recently collected samples / ice present ☐	
8.	Chain of Custody (COC) present?					
9.	Chain of Custody signed, dated, and timed when relinquished and received?					
10.	Sampler name and/or signature on COC?					
11.	Were all samples received within holding time?					
12.	TAT marked on the COC?				If no TAT indicated, proceeded with standard TAT per Terms & Conditions. ☐	

13. Cooler 1 Temperature _____ °C Cooler 2 Temperature _____ °C Cooler 3 Temperature _____ °C Cooler 4 Temperature _____ °C

Cooler 5 Temperature _____ °C Cooler 6 Temperature _____ °C Cooler 7 Temperature _____ °C Cooler 8 Temperature _____ °C

15. Comments: _____

I certify that I have completed sections 1-15 (dated initials). _____

		Yes	No	N/A	Details	Comments
16.	Were sample containers intact upon receipt?					
17.	Custody seals present on sample containers?					
18.	Custody seals intact on sample containers?					
19.	Do sample container labels match the COC?				incomplete info ☐ illegible ☐ no label ☐ other ☐	
20.	Are analyses requested indicated on the COC?					
21.	Were all of the samples listed on the COC received?				samples received but not listed on COC ☐ samples listed on COC not received ☐	
22.	Was the sample collection date/time noted?					
23.	Did we receive sufficient sample volume for indicated analyses?					
24.	Were samples received in appropriate containers?					
25.	Were VOA samples received without headspace (< 1/4" bubble)?					
26.	Were trip blanks submitted?				listed on COC ☐ not listed on COC ☐	

27. Comments: _____

I certify that I have completed sections 16-27 (dated initials). _____

		Yes	No	N/A	Details	Comments
28.	Have containers needing chemical preservation been checked? *					
29.	Containers meet preservation guidelines?					
30.	Was pH adjusted at Sample Receipt?					

I certify that I have completed sections 28-30 (dated initials). _____

Analytical Environmental Services, Inc

Date: 7-Aug-17

Client: AMEC Foster Wheeler
Project Name: AGL Augusta
Lab Order: 1707M54

Dates Report

Lab Sample ID	Client Sample ID	Collection Date	Matrix	Test Name	TCLP Date	Prep Date	Analysis Date
1707M54-001A	MW-505D-0717	7/25/2017 8:05:00AM	Groundwater	Volatile Organic Compounds by GC/MS		8/1/2017 3:44:00PM	08/02/2017
1707M54-001B	MW-505D-0717	7/25/2017 8:05:00AM	Groundwater	Total Metals by ICP/MS		7/28/2017 1:49:00PM	08/01/2017
1707M54-001B	MW-505D-0717	7/25/2017 8:05:00AM	Groundwater	TOTAL MERCURY		8/2/2017 3:35:00PM	08/02/2017
1707M54-001C	MW-505D-0717	7/25/2017 8:05:00AM	Groundwater	Cyanide		8/2/2017 11:00:00AM	08/02/2017
1707M54-001D	MW-505D-0717	7/25/2017 8:05:00AM	Groundwater	Polynuclear Aromatic Hydrocarbons		7/28/2017 12:00:00PM	07/28/2017
1707M54-001D	MW-505D-0717	7/25/2017 8:05:00AM	Groundwater	Polynuclear Aromatic Hydrocarbons		7/28/2017 12:00:00PM	08/01/2017
1707M54-002A	MW-304-0717	7/25/2017 9:08:00AM	Groundwater	Volatile Organic Compounds by GC/MS		8/1/2017 3:44:00PM	08/01/2017
1707M54-002B	MW-304-0717	7/25/2017 9:08:00AM	Groundwater	Total Metals by ICP/MS		7/28/2017 1:49:00PM	08/01/2017
1707M54-002B	MW-304-0717	7/25/2017 9:08:00AM	Groundwater	TOTAL MERCURY		8/2/2017 3:35:00PM	08/02/2017
1707M54-002C	MW-304-0717	7/25/2017 9:08:00AM	Groundwater	Cyanide		7/31/2017 3:00:00PM	07/31/2017
1707M54-002D	MW-304-0717	7/25/2017 9:08:00AM	Groundwater	Polynuclear Aromatic Hydrocarbons		7/28/2017 12:00:00PM	07/28/2017
1707M54-002D	MW-304-0717	7/25/2017 9:08:00AM	Groundwater	Polynuclear Aromatic Hydrocarbons		7/28/2017 12:00:00PM	08/01/2017
1707M54-003A	MW-602-0717	7/25/2017 9:43:00AM	Groundwater	Volatile Organic Compounds by GC/MS		8/1/2017 3:44:00PM	08/02/2017
1707M54-003B	MW-602-0717	7/25/2017 9:43:00AM	Groundwater	Total Metals by ICP/MS		7/28/2017 1:49:00PM	08/01/2017
1707M54-003B	MW-602-0717	7/25/2017 9:43:00AM	Groundwater	TOTAL MERCURY		8/2/2017 3:35:00PM	08/02/2017
1707M54-003C	MW-602-0717	7/25/2017 9:43:00AM	Groundwater	Cyanide		7/31/2017 3:00:00PM	07/31/2017
1707M54-003D	MW-602-0717	7/25/2017 9:43:00AM	Groundwater	Polynuclear Aromatic Hydrocarbons		7/28/2017 12:00:00PM	07/28/2017
1707M54-004A	MW-303-0717	7/25/2017 10:28:00AM	Groundwater	Volatile Organic Compounds by GC/MS		8/1/2017 3:44:00PM	08/02/2017
1707M54-004B	MW-303-0717	7/25/2017 10:28:00AM	Groundwater	Total Metals by ICP/MS		7/28/2017 1:49:00PM	08/01/2017
1707M54-004B	MW-303-0717	7/25/2017 10:28:00AM	Groundwater	TOTAL MERCURY		8/2/2017 3:35:00PM	08/02/2017
1707M54-004C	MW-303-0717	7/25/2017 10:28:00AM	Groundwater	Cyanide		7/31/2017 3:00:00PM	07/31/2017
1707M54-004D	MW-303-0717	7/25/2017 10:28:00AM	Groundwater	Polynuclear Aromatic Hydrocarbons		7/28/2017 12:00:00PM	07/28/2017
1707M54-005A	MW-309BR-0717	7/25/2017 11:22:00AM	Groundwater	Volatile Organic Compounds by GC/MS		8/1/2017 3:44:00PM	08/02/2017
1707M54-005B	MW-309BR-0717	7/25/2017 11:22:00AM	Groundwater	Total Metals by ICP/MS		7/28/2017 1:49:00PM	08/01/2017
1707M54-005B	MW-309BR-0717	7/25/2017 11:22:00AM	Groundwater	TOTAL MERCURY		8/2/2017 3:35:00PM	08/02/2017
1707M54-005C	MW-309BR-0717	7/25/2017 11:22:00AM	Groundwater	Cyanide		7/31/2017 3:00:00PM	07/31/2017
1707M54-005D	MW-309BR-0717	7/25/2017 11:22:00AM	Groundwater	Polynuclear Aromatic Hydrocarbons		7/28/2017 12:00:00PM	07/28/2017
1707M54-006A	MW-206-0717	7/25/2017 12:20:00PM	Groundwater	Volatile Organic Compounds by GC/MS		8/1/2017 3:44:00PM	08/02/2017
1707M54-006B	MW-206-0717	7/25/2017 12:20:00PM	Groundwater	Total Metals by ICP/MS		7/28/2017 1:49:00PM	08/01/2017

Analytical Environmental Services, Inc

Date: 7-Aug-17

Client: AMEC Foster Wheeler
Project Name: AGL Augusta
Lab Order: 1707M54

Dates Report

Lab Sample ID	Client Sample ID	Collection Date	Matrix	Test Name	TCLP Date	Prep Date	Analysis Date
1707M54-006B	MW-206-0717	7/25/2017 12:20:00PM	Groundwater	TOTAL MERCURY		8/2/2017 3:35:00PM	08/02/2017
1707M54-006C	MW-206-0717	7/25/2017 12:20:00PM	Groundwater	Cyanide		7/31/2017 3:00:00PM	07/31/2017
1707M54-006D	MW-206-0717	7/25/2017 12:20:00PM	Groundwater	Polynuclear Aromatic Hydrocarbons		7/28/2017 12:00:00PM	07/28/2017
1707M54-007A	MW-601-0717	7/25/2017 1:20:00PM	Groundwater	Volatile Organic Compounds by GC/MS		8/1/2017 3:44:00PM	08/01/2017
1707M54-007B	MW-601-0717	7/25/2017 1:20:00PM	Groundwater	Total Metals by ICP/MS		7/28/2017 1:49:00PM	08/01/2017
1707M54-007B	MW-601-0717	7/25/2017 1:20:00PM	Groundwater	TOTAL MERCURY		8/2/2017 3:35:00PM	08/02/2017
1707M54-007C	MW-601-0717	7/25/2017 1:20:00PM	Groundwater	Cyanide		7/31/2017 3:00:00PM	07/31/2017
1707M54-007D	MW-601-0717	7/25/2017 1:20:00PM	Groundwater	Polynuclear Aromatic Hydrocarbons		7/28/2017 12:00:00PM	07/28/2017
1707M54-007D	MW-601-0717	7/25/2017 1:20:00PM	Groundwater	Polynuclear Aromatic Hydrocarbons		7/28/2017 12:00:00PM	08/01/2017
1707M54-008A	MW-202DR-0717	7/26/2017 7:23:00AM	Groundwater	Volatile Organic Compounds by GC/MS		8/1/2017 3:44:00PM	08/01/2017
1707M54-008B	MW-202DR-0717	7/26/2017 7:23:00AM	Groundwater	Total Metals by ICP/MS		7/28/2017 1:49:00PM	08/01/2017
1707M54-008B	MW-202DR-0717	7/26/2017 7:23:00AM	Groundwater	TOTAL MERCURY		8/2/2017 3:35:00PM	08/02/2017
1707M54-008C	MW-202DR-0717	7/26/2017 7:23:00AM	Groundwater	Cyanide		8/2/2017 10:00:00AM	08/02/2017
1707M54-008D	MW-202DR-0717	7/26/2017 7:23:00AM	Groundwater	Polynuclear Aromatic Hydrocarbons		7/28/2017 12:00:00PM	07/28/2017
1707M54-009A	MW-203-0717	7/26/2017 8:18:00AM	Groundwater	Volatile Organic Compounds by GC/MS		8/1/2017 3:44:00PM	08/01/2017
1707M54-009B	MW-203-0717	7/26/2017 8:18:00AM	Groundwater	Total Metals by ICP/MS		7/28/2017 1:49:00PM	08/01/2017
1707M54-009B	MW-203-0717	7/26/2017 8:18:00AM	Groundwater	TOTAL MERCURY		8/2/2017 3:35:00PM	08/02/2017
1707M54-009C	MW-203-0717	7/26/2017 8:18:00AM	Groundwater	Cyanide		8/2/2017 10:00:00AM	08/02/2017
1707M54-009D	MW-203-0717	7/26/2017 8:18:00AM	Groundwater	Polynuclear Aromatic Hydrocarbons		7/28/2017 12:00:00PM	07/28/2017
1707M54-010A	MW-308BR-0717	7/26/2017 9:10:00AM	Groundwater	Volatile Organic Compounds by GC/MS		8/1/2017 3:44:00PM	08/02/2017
1707M54-010B	MW-308BR-0717	7/26/2017 9:10:00AM	Groundwater	Total Metals by ICP/MS		7/31/2017 9:30:00AM	08/02/2017
1707M54-010B	MW-308BR-0717	7/26/2017 9:10:00AM	Groundwater	TOTAL MERCURY		8/2/2017 3:35:00PM	08/02/2017
1707M54-010C	MW-308BR-0717	7/26/2017 9:10:00AM	Groundwater	Cyanide		8/2/2017 10:00:00AM	08/02/2017
1707M54-010D	MW-308BR-0717	7/26/2017 9:10:00AM	Groundwater	Polynuclear Aromatic Hydrocarbons		7/28/2017 12:00:00PM	07/28/2017
1707M54-010D	MW-308BR-0717	7/26/2017 9:10:00AM	Groundwater	Polynuclear Aromatic Hydrocarbons		7/28/2017 12:00:00PM	08/01/2017
1707M54-011A	MW-325-0717	7/26/2017 10:20:00AM	Groundwater	Volatile Organic Compounds by GC/MS		8/1/2017 3:44:00PM	08/01/2017
1707M54-011B	MW-325-0717	7/26/2017 10:20:00AM	Groundwater	Total Metals by ICP/MS		7/31/2017 9:30:00AM	08/02/2017
1707M54-011B	MW-325-0717	7/26/2017 10:20:00AM	Groundwater	TOTAL MERCURY		8/2/2017 3:35:00PM	08/02/2017
1707M54-011C	MW-325-0717	7/26/2017 10:20:00AM	Groundwater	Cyanide		8/2/2017 10:00:00AM	08/02/2017

Client: AMEC Foster Wheeler
Project Name: AGL Augusta
Lab Order: 1707M54

Dates Report

Lab Sample ID	Client Sample ID	Collection Date	Matrix	Test Name	TCLP Date	Prep Date	Analysis Date
1707M54-011D	MW-325-0717	7/26/2017 10:20:00AM	Groundwater	Polynuclear Aromatic Hydrocarbons		7/28/2017 12:00:00PM	07/28/2017
1707M54-012A	MW-513BR-0717	7/26/2017 12:00:00PM	Groundwater	Volatile Organic Compounds by GC/MS		8/1/2017 3:44:00PM	08/01/2017
1707M54-012B	MW-513BR-0717	7/26/2017 12:00:00PM	Groundwater	Total Metals by ICP/MS		7/31/2017 9:30:00AM	08/02/2017
1707M54-012B	MW-513BR-0717	7/26/2017 12:00:00PM	Groundwater	TOTAL MERCURY		8/2/2017 3:35:00PM	08/02/2017
1707M54-012C	MW-513BR-0717	7/26/2017 12:00:00PM	Groundwater	Cyanide		8/2/2017 10:00:00AM	08/02/2017
1707M54-012D	MW-513BR-0717	7/26/2017 12:00:00PM	Groundwater	Polynuclear Aromatic Hydrocarbons		7/28/2017 12:00:00PM	07/28/2017
1707M54-013A	MW-315-0717	7/26/2017 1:03:00PM	Groundwater	Volatile Organic Compounds by GC/MS		8/1/2017 3:44:00PM	08/01/2017
1707M54-013B	MW-315-0717	7/26/2017 1:03:00PM	Groundwater	Total Metals by ICP/MS		7/31/2017 9:30:00AM	08/02/2017
1707M54-013B	MW-315-0717	7/26/2017 1:03:00PM	Groundwater	TOTAL MERCURY		8/2/2017 3:35:00PM	08/02/2017
1707M54-013C	MW-315-0717	7/26/2017 1:03:00PM	Groundwater	Cyanide		8/2/2017 10:00:00AM	08/02/2017
1707M54-013D	MW-315-0717	7/26/2017 1:03:00PM	Groundwater	Polynuclear Aromatic Hydrocarbons		7/28/2017 12:00:00PM	07/31/2017
1707M54-014A	MW-408S-0717	7/26/2017 2:10:00PM	Groundwater	Volatile Organic Compounds by GC/MS		8/1/2017 3:44:00PM	08/01/2017
1707M54-014B	MW-408S-0717	7/26/2017 2:10:00PM	Groundwater	Total Metals by ICP/MS		7/31/2017 9:30:00AM	08/02/2017
1707M54-014B	MW-408S-0717	7/26/2017 2:10:00PM	Groundwater	TOTAL MERCURY		8/2/2017 3:35:00PM	08/02/2017
1707M54-014C	MW-408S-0717	7/26/2017 2:10:00PM	Groundwater	Cyanide		8/2/2017 10:00:00AM	08/02/2017
1707M54-014D	MW-408S-0717	7/26/2017 2:10:00PM	Groundwater	Polynuclear Aromatic Hydrocarbons		7/28/2017 12:00:00PM	07/31/2017
1707M54-015A	MW-408DR-0717	7/26/2017 3:00:00PM	Groundwater	Volatile Organic Compounds by GC/MS		8/1/2017 3:44:00PM	08/01/2017
1707M54-015B	MW-408DR-0717	7/26/2017 3:00:00PM	Groundwater	Total Metals by ICP/MS		7/31/2017 9:30:00AM	08/02/2017
1707M54-015B	MW-408DR-0717	7/26/2017 3:00:00PM	Groundwater	TOTAL MERCURY		8/5/2017 1:58:00PM	08/05/2017
1707M54-015C	MW-408DR-0717	7/26/2017 3:00:00PM	Groundwater	Cyanide		8/2/2017 10:00:00AM	08/02/2017
1707M54-015D	MW-408DR-0717	7/26/2017 3:00:00PM	Groundwater	Polynuclear Aromatic Hydrocarbons		7/28/2017 12:00:00PM	07/31/2017
1707M54-015D	MW-408DR-0717	7/26/2017 3:00:00PM	Groundwater	Polynuclear Aromatic Hydrocarbons		7/28/2017 12:00:00PM	08/01/2017

Client: AMEC Foster Wheeler
Project Name: AGL Augusta
Workorder: 1707M54

ANALYTICAL QC SUMMARY REPORT

BatchID: **246109**

Sample ID: **MB-246109** Client ID: Units: **ug/L** Prep Date: **07/28/2017** Run No: **348620**
SampleType: **MBLK** TestCode: **SIM Polynuclear Aromatic Hydrocarbons SW8270D** BatchID: **246109** Analysis Date: **07/28/2017** Seq No: **7658572**

Analyte	Result	RPT Limit	SPK value	SPK Ref Val	%REC	Low Limit	High Limit	RPD Ref Val	%RPD	RPD Limit	Qual
Acenaphthene	BRL	0.50									
Acenaphthylene	BRL	1.0									
Anthracene	BRL	0.050									
Benz(a)anthracene	BRL	0.050									
Benzo(a)pyrene	BRL	0.050									
Benzo(b)fluoranthene	BRL	0.10									
Benzo(g,h,i)perylene	BRL	0.10									
Benzo(k)fluoranthene	BRL	0.050									
Chrysene	BRL	0.050									
Dibenz(a,h)anthracene	BRL	0.10									
Fluoranthene	BRL	0.10									
Fluorene	BRL	0.10									
Indeno(1,2,3-cd)pyrene	BRL	0.050									
Naphthalene	BRL	0.50									
Phenanthrene	BRL	0.050									
Pyrene	BRL	0.050									
Surr: 4-Terphenyl-d14	2.093	0	2.000		105	58.5	125				

Sample ID: **LCS-246109** Client ID: Units: **ug/L** Prep Date: **07/28/2017** Run No: **348620**
SampleType: **LCS** TestCode: **SIM Polynuclear Aromatic Hydrocarbons SW8270D** BatchID: **246109** Analysis Date: **07/28/2017** Seq No: **7658573**

Analyte	Result	RPT Limit	SPK value	SPK Ref Val	%REC	Low Limit	High Limit	RPD Ref Val	%RPD	RPD Limit	Qual
Acenaphthene	1.642	0.50	2.000		82.1	69.1	117				
Acenaphthylene	1.598	1.0	2.000		79.9	59.7	118				
Anthracene	1.768	0.050	2.000		88.4	64.7	121				
Benz(a)anthracene	1.794	0.050	2.000		89.7	61.7	139				
Benzo(a)pyrene	1.795	0.050	2.000		89.7	65.1	124				

Qualifiers:

>	Greater than Result value	<	Less than Result value	B	Analyte detected in the associated method blank
BRL	Below reporting limit	E	Estimated (value above quantitation range)	H	Holding times for preparation or analysis exceeded
J	Estimated value detected below Reporting Limit	N	Analyte not NELAC certified	R	RPD outside limits due to matrix
Rpt Lim	Reporting Limit	S	Spike Recovery outside limits due to matrix		

Client: AMEC Foster Wheeler
Project Name: AGL Augusta
Workorder: 1707M54

ANALYTICAL QC SUMMARY REPORT

BatchID: **246109**

Sample ID: **LCS-246109** Client ID: Units: **ug/L** Prep Date: **07/28/2017** Run No: **348620**
SampleType: **LCS** TestCode: **SIM Polynuclear Aromatic Hydrocarbons SW8270D** BatchID: **246109** Analysis Date: **07/28/2017** Seq No: **7658573**

Analyte	Result	RPT Limit	SPK value	SPK Ref Val	%REC	Low Limit	High Limit	RPD Ref Val	%RPD	RPD Limit	Qual
Benzo(b)fluoranthene	1.802	0.10	2.000		90.1	60.8	129				
Benzo(g,h,i)perylene	1.881	0.10	2.000		94.0	60.1	129				
Benzo(k)fluoranthene	1.917	0.050	2.000		95.9	69.6	130				
Chrysene	1.975	0.050	2.000		98.7	76.5	127				
Dibenz(a,h)anthracene	1.795	0.10	2.000		89.8	55.2	126				
Fluoranthene	1.899	0.10	2.000	0.02642	93.6	66.5	133				
Fluorene	1.713	0.10	2.000		85.6	66.1	122				
Indeno(1,2,3-cd)pyrene	1.882	0.050	2.000		94.1	58.8	132				
Naphthalene	1.544	0.50	2.000		77.2	60.6	120				
Phenanthrene	1.861	0.050	2.000	0.03619	91.2	65.9	118				
Pyrene	1.932	0.050	2.000	0.04733	94.3	70.2	129				
Surr: 4-Terphenyl-d14	1.947	0	2.000		97.4	58.5	125				

Sample ID: **1707M54-012DMS** Client ID: **MW-513BR-0717** Units: **ug/L** Prep Date: **07/28/2017** Run No: **348719**
SampleType: **MS** TestCode: **SIM Polynuclear Aromatic Hydrocarbons SW8270D** BatchID: **246109** Analysis Date: **07/31/2017** Seq No: **7660868**

Analyte	Result	RPT Limit	SPK value	SPK Ref Val	%REC	Low Limit	High Limit	RPD Ref Val	%RPD	RPD Limit	Qual
Acenaphthene	6.129	0.50	2.000	4.629	75.0	49.7	118				
Acenaphthylene	1.694	1.0	2.000	0.04412	82.5	56.7	120				
Anthracene	1.856	0.050	2.000	0.06841	89.4	54.4	117				
Benz(a)anthracene	1.857	0.050	2.000		92.8	52.4	135				
Benzo(a)pyrene	1.866	0.050	2.000		93.3	51.5	117				
Benzo(b)fluoranthene	1.914	0.10	2.000		95.7	45.6	124				
Benzo(g,h,i)perylene	1.479	0.10	2.000		73.9	45.9	120				
Benzo(k)fluoranthene	1.784	0.050	2.000		89.2	51.8	122				
Chrysene	1.882	0.050	2.000		94.1	59.9	120				
Dibenz(a,h)anthracene	1.423	0.10	2.000		71.1	41.6	120				
Fluoranthene	1.967	0.10	2.000	0.02283	97.2	59.7	122				

Qualifiers:
> Greater than Result value
< Less than Result value
B Analyte detected in the associated method blank
BRL Below reporting limit
E Estimated (value above quantitation range)
H Holding times for preparation or analysis exceeded
J Estimated value detected below Reporting Limit
N Analyte not NELAC certified
R RPD outside limits due to matrix
Rpt Lim Reporting Limit
S Spike Recovery outside limits due to matrix

Client: AMEC Foster Wheeler
Project Name: AGL Augusta
Workorder: 1707M54

ANALYTICAL QC SUMMARY REPORT

BatchID: **246109**

Sample ID: **1707M54-012DMS** Client ID: **MW-513BR-0717** Units: **ug/L** Prep Date: **07/28/2017** Run No: **348719**
SampleType: **MS** TestCode: **SIM Polynuclear Aromatic Hydrocarbons SW8270D** BatchID: **246109** Analysis Date: **07/31/2017** Seq No: **7660868**

Analyte	Result	RPT Limit	SPK value	SPK Ref Val	%REC	Low Limit	High Limit	RPD Ref Val	%RPD	RPD Limit	Qual
Fluorene	1.810	0.10	2.000		90.5	57.9	117				
Indeno(1,2,3-cd)pyrene	1.456	0.050	2.000		72.8	45.5	120				
Naphthalene	1.660	0.50	2.000	0.02700	81.7	53.9	120				
Phenanthrene	1.858	0.050	2.000		92.9	58.1	120				
Pyrene	1.944	0.050	2.000	0.1040	92.0	61.6	120				
Surr: 4-Terphenyl-d14	1.762	0	2.000		88.1	58.5	125				

Sample ID: **1707M54-012DMSD** Client ID: **MW-513BR-0717** Units: **ug/L** Prep Date: **07/28/2017** Run No: **348719**
SampleType: **MSD** TestCode: **SIM Polynuclear Aromatic Hydrocarbons SW8270D** BatchID: **246109** Analysis Date: **07/31/2017** Seq No: **7660869**

Analyte	Result	RPT Limit	SPK value	SPK Ref Val	%REC	Low Limit	High Limit	RPD Ref Val	%RPD	RPD Limit	Qual
Acenaphthene	6.211	0.50	2.000	4.629	79.1	49.7	118	6.129	1.33	17.4	
Acenaphthylene	1.680	1.0	2.000	0.04412	81.8	56.7	120	1.694	0.822	19.5	
Anthracene	1.854	0.050	2.000	0.06841	89.3	54.4	117	1.856	0.107	24.5	
Benz(a)anthracene	1.860	0.050	2.000		93.0	52.4	135	1.857	0.190	30.2	
Benzo(a)pyrene	1.849	0.050	2.000		92.4	51.5	117	1.866	0.905	25.6	
Benzo(b)fluoranthene	1.848	0.10	2.000		92.4	45.6	124	1.914	3.51	20.9	
Benzo(g,h,i)perylene	1.421	0.10	2.000		71.1	45.9	120	1.479	3.96	28.6	
Benzo(k)fluoranthene	1.758	0.050	2.000		87.9	51.8	122	1.784	1.45	28.6	
Chrysene	1.886	0.050	2.000		94.3	59.9	120	1.882	0.207	26.4	
Dibenz(a,h)anthracene	1.295	0.10	2.000		64.8	41.6	120	1.423	9.39	17.8	
Fluoranthene	1.957	0.10	2.000	0.02283	96.7	59.7	122	1.967	0.498	22.1	
Fluorene	1.811	0.10	2.000		90.6	57.9	117	1.810	0.092	20.8	
Indeno(1,2,3-cd)pyrene	1.429	0.050	2.000		71.4	45.5	120	1.456	1.87	19.3	
Naphthalene	1.653	0.50	2.000	0.02700	81.3	53.9	120	1.660	0.468	20.6	
Phenanthrene	1.866	0.050	2.000		93.3	58.1	120	1.858	0.419	19.4	
Pyrene	1.991	0.050	2.000	0.1040	94.3	61.6	120	1.944	2.36	21.2	
Surr: 4-Terphenyl-d14	1.750	0	2.000		87.5	58.5	125	1.762	0	0	

Qualifiers:
- > Greater than Result value
- BRL Below reporting limit
- J Estimated value detected below Reporting Limit
- Rpt Lim Reporting Limit
- < Less than Result value
- E Estimated (value above quantitation range)
- N Analyte not NELAC certified
- S Spike Recovery outside limits due to matrix
- B Analyte detected in the associated method blank
- H Holding times for preparation or analysis exceeded
- R RPD outside limits due to matrix

Analytical Environmental Services, Inc **Date:** 7-Aug-17

Client: AMEC Foster Wheeler
Project Name: AGL Augusta
Workorder: 1707M54

ANALYTICAL QC SUMMARY REPORT

BatchID: 246138

Sample ID: **MB-246138** Client ID: Units: **mg/L** Prep Date: **07/28/2017** Run No: **348787**
SampleType: **MBLK** TestCode: **Total Metals by ICP/MS SW6020B** BatchID: **246138** Analysis Date: **08/01/2017** Seq No: **7663246**

Analyte	Result	RPT Limit	SPK value	SPK Ref Val	%REC	Low Limit	High Limit	RPD Ref Val	%RPD	RPD Limit	Qual
Antimony	BRL	0.00500									
Arsenic	BRL	0.00500									
Barium	BRL	0.0100									
Beryllium	BRL	0.00100									
Cadmium	BRL	0.000700									
Chromium	BRL	0.00500									
Copper	BRL	0.00200									
Lead	BRL	0.00100									
Nickel	BRL	0.00500									
Selenium	BRL	0.00500									
Thallium	BRL	0.00100									
Vanadium	BRL	0.00500									
Zinc	BRL	0.0100									

Sample ID: **LCS-246138** Client ID: Units: **mg/L** Prep Date: **07/28/2017** Run No: **348787**
SampleType: **LCS** TestCode: **Total Metals by ICP/MS SW6020B** BatchID: **246138** Analysis Date: **08/01/2017** Seq No: **7663255**

Analyte	Result	RPT Limit	SPK value	SPK Ref Val	%REC	Low Limit	High Limit	RPD Ref Val	%RPD	RPD Limit	Qual
Antimony	0.1005	0.00500	0.1000		100	80	120				
Arsenic	0.09998	0.00500	0.1000	0.0002230	99.8	80	120				
Barium	0.09873	0.0100	0.1000		98.7	80	120				
Beryllium	0.1010	0.00100	0.1000		101	80	120				
Cadmium	0.1029	0.000700	0.1000		103	80	120				

Qualifiers:
> Greater than Result value
< Less than Result value
B Analyte detected in the associated method blank
BRL Below reporting limit
E Estimated (value above quantitation range)
H Holding times for preparation or analysis exceeded
J Estimated value detected below Reporting Limit
N Analyte not NELAC certified
R RPD outside limits due to matrix
Rpt Lim Reporting Limit
S Spike Recovery outside limits due to matrix

Client: AMEC Foster Wheeler
Project Name: AGL Augusta
Workorder: 1707M54

ANALYTICAL QC SUMMARY REPORT

BatchID: 246138

Sample ID: **LCS-246138** Client ID: Units: **mg/L** Prep Date: **07/28/2017** Run No: **348787**
SampleType: **LCS** TestCode: **Total Metals by ICP/MS SW6020B** BatchID: **246138** Analysis Date: **08/01/2017** Seq No: **7663255**

Analyte	Result	RPT Limit	SPK value	SPK Ref Val	%REC	Low Limit	High Limit	RPD Ref Val	%RPD	RPD Limit	Qual
Chromium	0.09954	0.00500	0.1000		99.5	80	120				
Copper	0.09967	0.00200	0.1000		99.7	80	120				
Lead	0.1013	0.00100	0.1000		101	80	120				
Nickel	0.09943	0.00500	0.1000		99.4	80	120				
Selenium	0.1035	0.00500	0.1000		104	80	120				
Thallium	0.09920	0.00100	0.1000		99.2	80	120				
Vanadium	0.09799	0.00500	0.1000		98.0	80	120				
Zinc	0.09952	0.0100	0.1000		99.5	80	120				

Sample ID: **1707M53-005BMS** Client ID: Units: **mg/L** Prep Date: **07/28/2017** Run No: **348787**
SampleType: **MS** TestCode: **Total Metals by ICP/MS SW6020B** BatchID: **246138** Analysis Date: **08/01/2017** Seq No: **7663258**

Analyte	Result	RPT Limit	SPK value	SPK Ref Val	%REC	Low Limit	High Limit	RPD Ref Val	%RPD	RPD Limit	Qual
Antimony	0.1004	0.00500	0.1000		100	75	125				
Arsenic	0.09807	0.00500	0.1000	0.0004440	97.6	75	125				
Barium	0.6128	0.0100	0.1000	0.5272	85.6	75	125				
Beryllium	0.1005	0.00100	0.1000		100	75	125				
Cadmium	0.1024	0.000700	0.1000	0.0006830	102	75	125				
Chromium	0.09275	0.00500	0.1000	0.0002740	92.5	75	125				
Copper	0.09299	0.00200	0.1000	0.0003120	92.7	75	125				
Lead	0.1018	0.00100	0.1000		102	75	125				
Nickel	0.09202	0.00500	0.1000	0.0008570	91.2	75	125				
Selenium	0.1026	0.00500	0.1000	0.002365	100	75	125				
Thallium	0.1007	0.00100	0.1000		101	75	125				
Vanadium	0.09151	0.00500	0.1000		91.5	75	125				
Zinc	0.09627	0.0100	0.1000	0.002644	93.6	75	125				

Qualifiers:
> Greater than Result value
< Less than Result value
B Analyte detected in the associated method blank
BRL Below reporting limit
E Estimated (value above quantitation range)
H Holding times for preparation or analysis exceeded
J Estimated value detected below Reporting Limit
N Analyte not NELAC certified
R RPD outside limits due to matrix
Rpt Lim Reporting Limit
S Spike Recovery outside limits due to matrix

Analytical Environmental Services, Inc

Date: 7-Aug-17

Client: AMEC Foster Wheeler
Project Name: AGL Augusta
Workorder: 1707M54

ANALYTICAL QC SUMMARY REPORT

BatchID: **246138**

Sample ID: **1707M53-005BMSD** Client ID: Units: **mg/L** Prep Date: **07/28/2017** Run No: **348787**
SampleType: **MSD** TestCode: **Total Metals by ICP/MS SW6020B** BatchID: **246138** Analysis Date: **08/01/2017** Seq No: **7663259**

Analyte	Result	RPT Limit	SPK value	SPK Ref Val	%REC	Low Limit	High Limit	RPD Ref Val	%RPD	RPD Limit	Qual
Antimony	0.09952	0.00500	0.1000		99.5	75	125	0.1004	0.880	20	
Arsenic	0.09692	0.00500	0.1000	0.0004440	96.5	75	125	0.09807	1.18	20	
Barium	0.6122	0.0100	0.1000	0.5272	85.0	75	125	0.6128	0.098	20	
Beryllium	0.1010	0.00100	0.1000		101	75	125	0.1005	0.496	20	
Cadmium	0.1021	0.000700	0.1000	0.0006830	101	75	125	0.1024	0.293	20	
Chromium	0.09220	0.00500	0.1000	0.0002740	91.9	75	125	0.09275	0.595	20	
Copper	0.09295	0.00200	0.1000	0.0003120	92.6	75	125	0.09299	0.043	20	
Lead	0.1011	0.00100	0.1000		101	75	125	0.1018	0.690	20	
Nickel	0.09244	0.00500	0.1000	0.0008570	91.6	75	125	0.09202	0.455	20	
Selenium	0.1034	0.00500	0.1000	0.002365	101	75	125	0.1026	0.777	20	
Thallium	0.1004	0.00100	0.1000		100	75	125	0.1007	0.298	20	
Vanadium	0.09177	0.00500	0.1000		91.8	75	125	0.09151	0.284	20	
Zinc	0.09545	0.0100	0.1000	0.002644	92.8	75	125	0.09627	0.855	20	

Qualifiers:

>	Greater than Result value	<	Less than Result value	B	Analyte detected in the associated method blank
BRL	Below reporting limit	E	Estimated (value above quantitation range)	H	Holding times for preparation or analysis exceeded
J	Estimated value detected below Reporting Limit	N	Analyte not NELAC certified	R	RPD outside limits due to matrix
Rpt Lim	Reporting Limit	S	Spike Recovery outside limits due to matrix		

Client: AMEC Foster Wheeler
Project Name: AGL Augusta
Workorder: 1707M54

ANALYTICAL QC SUMMARY REPORT

BatchID: 246168

Sample ID: **MB-246168** Client ID: Units: **mg/L** Prep Date: **07/31/2017** Run No: **348920**
SampleType: **MBLK** TestCode: **Total Metals by ICP/MS SW6020B** BatchID: **246168** Analysis Date: **08/02/2017** Seq No: **7665873**

Analyte	Result	RPT Limit	SPK value	SPK Ref Val	%REC	Low Limit	High Limit	RPD Ref Val	%RPD	RPD Limit	Qual
Antimony	BRL	0.00500									
Arsenic	BRL	0.00500									
Barium	BRL	0.0100									
Beryllium	BRL	0.00100									
Cadmium	BRL	0.000700									
Chromium	BRL	0.00500									
Copper	BRL	0.00200									
Lead	BRL	0.00100									
Nickel	BRL	0.00500									
Selenium	BRL	0.00500									
Thallium	BRL	0.00100									
Vanadium	BRL	0.00500									
Zinc	BRL	0.0100									

Sample ID: **LCS-246168** Client ID: Units: **mg/L** Prep Date: **07/31/2017** Run No: **348920**
SampleType: **LCS** TestCode: **Total Metals by ICP/MS SW6020B** BatchID: **246168** Analysis Date: **08/02/2017** Seq No: **7665874**

Analyte	Result	RPT Limit	SPK value	SPK Ref Val	%REC	Low Limit	High Limit	RPD Ref Val	%RPD	RPD Limit	Qual
Antimony	0.1015	0.00500	0.1000		102	80	120				
Arsenic	0.1017	0.00500	0.1000		102	80	120				
Barium	0.1006	0.0100	0.1000		101	80	120				
Beryllium	0.1033	0.00100	0.1000		103	80	120				
Cadmium	0.1029	0.000700	0.1000		103	80	120				
Chromium	0.1013	0.00500	0.1000	0.0002730	101	80	120				
Copper	0.1015	0.00200	0.1000		102	80	120				
Lead	0.1013	0.00100	0.1000		101	80	120				
Nickel	0.1014	0.00500	0.1000		101	80	120				
Selenium	0.1050	0.00500	0.1000	0.0002890	105	80	120				

Qualifiers:
> Greater than Result value
< Less than Result value
B Analyte detected in the associated method blank
BRL Below reporting limit
E Estimated (value above quantitation range)
H Holding times for preparation or analysis exceeded
J Estimated value detected below Reporting Limit
N Analyte not NELAC certified
R RPD outside limits due to matrix
Rpt Lim Reporting Limit
S Spike Recovery outside limits due to matrix

Client: AMEC Foster Wheeler
Project Name: AGL Augusta
Workorder: 1707M54

ANALYTICAL QC SUMMARY REPORT

BatchID: 246168

Sample ID: **LCS-246168** Client ID: Units: **mg/L** Prep Date: **07/31/2017** Run No: **348920**
SampleType: **LCS** TestCode: **Total Metals by ICP/MS SW6020B** BatchID: **246168** Analysis Date: **08/02/2017** Seq No: **7665874**

Analyte	Result	RPT Limit	SPK value	SPK Ref Val	%REC	Low Limit	High Limit	RPD Ref Val	%RPD	RPD Limit	Qual
Thallium	0.09928	0.00100	0.1000		99.3	80	120				
Vanadium	0.09912	0.00500	0.1000		99.1	80	120				
Zinc	0.1029	0.0100	0.1000	0.001174	102	80	120				

Sample ID: **1707M54-012BMS** Client ID: **MW-513BR-0717** Units: **mg/L** Prep Date: **07/31/2017** Run No: **348920**
SampleType: **MS** TestCode: **Total Metals by ICP/MS SW6020B** BatchID: **246168** Analysis Date: **08/02/2017** Seq No: **7665876**

Analyte	Result	RPT Limit	SPK value	SPK Ref Val	%REC	Low Limit	High Limit	RPD Ref Val	%RPD	RPD Limit	Qual
Antimony	0.1021	0.00500	0.1000		102	75	125				
Arsenic	0.09987	0.00500	0.1000	0.0008940	99.0	75	125				
Barium	0.7159	0.0100	0.1000	0.6560	59.9	75	125				S
Beryllium	0.1026	0.00100	0.1000		103	75	125				
Cadmium	0.1026	0.000700	0.1000		103	75	125				
Chromium	0.09418	0.00500	0.1000	0.0005500	93.6	75	125				
Copper	0.09424	0.00200	0.1000	0.0004990	93.7	75	125				
Lead	0.1020	0.00100	0.1000		102	75	125				
Nickel	0.09418	0.00500	0.1000	0.001133	93.0	75	125				
Selenium	0.1038	0.00500	0.1000	0.002961	101	75	125				
Thallium	0.1003	0.00100	0.1000		100	75	125				
Vanadium	0.09315	0.00500	0.1000		93.2	75	125				
Zinc	0.09990	0.0100	0.1000	0.007557	92.3	75	125				

Sample ID: **1707M54-012BMSD** Client ID: **MW-513BR-0717** Units: **mg/L** Prep Date: **07/31/2017** Run No: **348920**
SampleType: **MSD** TestCode: **Total Metals by ICP/MS SW6020B** BatchID: **246168** Analysis Date: **08/02/2017** Seq No: **7665877**

Analyte	Result	RPT Limit	SPK value	SPK Ref Val	%REC	Low Limit	High Limit	RPD Ref Val	%RPD	RPD Limit	Qual
Antimony	0.1028	0.00500	0.1000		103	75	125	0.1021	0.683	20	
Arsenic	0.09956	0.00500	0.1000	0.0008940	98.7	75	125	0.09987	0.311	20	

Qualifiers:

>	Greater than Result value	<	Less than Result value	B	Analyte detected in the associated method blank
BRL	Below reporting limit	E	Estimated (value above quantitation range)	H	Holding times for preparation or analysis exceeded
J	Estimated value detected below Reporting Limit	N	Analyte not NELAC certified	R	RPD outside limits due to matrix
Rpt Lim	Reporting Limit	S	Spike Recovery outside limits due to matrix		

Client: AMEC Foster Wheeler
Project Name: AGL Augusta
Workorder: 1707M54

ANALYTICAL QC SUMMARY REPORT

BatchID: **246168**

Sample ID: **1707M54-012BMSD** Client ID: **MW-513BR-0717** Units: **mg/L** Prep Date: **07/31/2017** Run No: **348920**
SampleType: **MSD** TestCode: **Total Metals by ICP/MS SW6020B** BatchID: **246168** Analysis Date: **08/02/2017** Seq No: **7665877**

Analyte	Result	RPT Limit	SPK value	SPK Ref Val	%REC	Low Limit	High Limit	RPD Ref Val	%RPD	RPD Limit	Qual
Barium	0.7313	0.0100	0.1000	0.6560	75.3	75	125	0.7159	2.13	20	
Beryllium	0.1025	0.00100	0.1000		102	75	125	0.1026	0.098	20	
Cadmium	0.1025	0.000700	0.1000		102	75	125	0.1026	0.098	20	
Chromium	0.09435	0.00500	0.1000	0.0005500	93.8	75	125	0.09418	0.180	20	
Copper	0.09502	0.00200	0.1000	0.0004990	94.5	75	125	0.09424	0.824	20	
Lead	0.1032	0.00100	0.1000		103	75	125	0.1020	1.17	20	
Nickel	0.09419	0.00500	0.1000	0.001133	93.1	75	125	0.09418	0.011	20	
Selenium	0.1056	0.00500	0.1000	0.002961	103	75	125	0.1038	1.72	20	
Thallium	0.1015	0.00100	0.1000		102	75	125	0.1003	1.19	20	
Vanadium	0.09275	0.00500	0.1000		92.8	75	125	0.09315	0.430	20	
Zinc	0.1001	0.0100	0.1000	0.007557	92.5	75	125	0.09990	0.200	20	

Qualifiers:

>	Greater than Result value	<	Less than Result value	B	Analyte detected in the associated method blank
BRL	Below reporting limit	E	Estimated (value above quantitation range)	H	Holding times for preparation or analysis exceeded
J	Estimated value detected below Reporting Limit	N	Analyte not NELAC certified	R	RPD outside limits due to matrix
Rpt Lim	Reporting Limit	S	Spike Recovery outside limits due to matrix		

Client: AMEC Foster Wheeler
Project Name: AGL Augusta
Workorder: 1707M54

ANALYTICAL QC SUMMARY REPORT

BatchID: 246247

Sample ID: **MB-246247** Client ID: Units: **mg/L** Prep Date: **07/31/2017** Run No: **348699**
SampleType: **MBLK** TestCode: **Cyanide SW9014** BatchID: **246247** Analysis Date: **07/31/2017** Seq No: **7660361**

Analyte	Result	RPT Limit	SPK value	SPK Ref Val	%REC	Low Limit	High Limit	RPD Ref Val	%RPD	RPD Limit	Qual
Cyanide, Total	BRL	0.010									

Sample ID: **LCS-246247** Client ID: Units: **mg/L** Prep Date: **07/31/2017** Run No: **348699**
SampleType: **LCS** TestCode: **Cyanide SW9014** BatchID: **246247** Analysis Date: **07/31/2017** Seq No: **7660362**

Analyte	Result	RPT Limit	SPK value	SPK Ref Val	%REC	Low Limit	High Limit	RPD Ref Val	%RPD	RPD Limit	Qual
Cyanide, Total	0.2510	0.010	0.2500		100	85	115				

Sample ID: **1707M53-002CMS** Client ID: Units: **mg/L** Prep Date: **07/31/2017** Run No: **348699**
SampleType: **MS** TestCode: **Cyanide SW9014** BatchID: **246247** Analysis Date: **07/31/2017** Seq No: **7660384**

Analyte	Result	RPT Limit	SPK value	SPK Ref Val	%REC	Low Limit	High Limit	RPD Ref Val	%RPD	RPD Limit	Qual
Cyanide, Total	0.2660	0.010	0.2500		106	70	130				

Sample ID: **1707M53-002CMSD** Client ID: Units: **mg/L** Prep Date: **07/31/2017** Run No: **348699**
SampleType: **MSD** TestCode: **Cyanide SW9014** BatchID: **246247** Analysis Date: **07/31/2017** Seq No: **7660385**

Analyte	Result	RPT Limit	SPK value	SPK Ref Val	%REC	Low Limit	High Limit	RPD Ref Val	%RPD	RPD Limit	Qual
Cyanide, Total	0.2620	0.010	0.2500		105	70	130	0.2660	1.52	20	

Qualifiers:

>	Greater than Result value	<	Less than Result value	B	Analyte detected in the associated method blank
BRL	Below reporting limit	E	Estimated (value above quantitation range)	H	Holding times for preparation or analysis exceeded
J	Estimated value detected below Reporting Limit	N	Analyte not NELAC certified	R	RPD outside limits due to matrix
Rpt Lim	Reporting Limit	S	Spike Recovery outside limits due to matrix		

Client: AMEC Foster Wheeler
Project Name: AGL Augusta
Workorder: 1707M54

ANALYTICAL QC SUMMARY REPORT

BatchID: 246296

Sample ID: **MB-246296** Client ID: Units: **ug/L** Prep Date: **08/01/2017** Run No: **348776**
SampleType: **MBLK** TestCode: **Volatile Organic Compounds by GC/MS SW8260B** BatchID: **246296** Analysis Date: **08/01/2017** Seq No: **7662247**

Analyte	Result	RPT Limit	SPK value	SPK Ref Val	%REC	Low Limit	High Limit	RPD Ref Val	%RPD	RPD Limit	Qual
Acetone	BRL	50									
Benzene	BRL	5.0									
Carbon disulfide	BRL	5.0									
Ethylbenzene	BRL	5.0									
Methylene chloride	BRL	5.0									
Toluene	BRL	5.0									
Trichloroethene	BRL	5.0									
Xylenes, Total	BRL	5.0									
Surr: 4-Bromofluorobenzene	41.88	0	50.00		83.8	66.1	129				
Surr: Dibromofluoromethane	52.54	0	50.00		105	83.6	123				
Surr: Toluene-d8	48.11	0	50.00		96.2	81.8	118				

Sample ID: **MB-246296** Client ID: Units: **ug/L** Prep Date: **08/01/2017** Run No: **348838**
SampleType: **MBLK** TestCode: **Volatile Organic Compounds by GC/MS SW8260B** BatchID: **246296** Analysis Date: **08/02/2017** Seq No: **7663878**

Analyte	Result	RPT Limit	SPK value	SPK Ref Val	%REC	Low Limit	High Limit	RPD Ref Val	%RPD	RPD Limit	Qual
Surr: 4-Bromofluorobenzene	41.93	0	50.00		83.9	66.1	129				
Surr: Dibromofluoromethane	56.55	0	50.00		113	83.6	123				
Surr: Toluene-d8	48.66	0	50.00		97.3	81.8	118				

Sample ID: **LCS-246296** Client ID: Units: **ug/L** Prep Date: **08/01/2017** Run No: **348776**
SampleType: **LCS** TestCode: **Volatile Organic Compounds by GC/MS SW8260B** BatchID: **246296** Analysis Date: **08/01/2017** Seq No: **7662159**

Analyte	Result	RPT Limit	SPK value	SPK Ref Val	%REC	Low Limit	High Limit	RPD Ref Val	%RPD	RPD Limit	Qual
Benzene	46.87	5.0	50.00		93.7	74	125				
Toluene	50.34	5.0	50.00		101	75.9	126				
Trichloroethene	51.91	5.0	50.00		104	70.6	129				
Surr: 4-Bromofluorobenzene	43.09	0	50.00		86.2	66.1	129				

Qualifiers:
> Greater than Result value
< Less than Result value
B Analyte detected in the associated method blank
BRL Below reporting limit
E Estimated (value above quantitation range)
H Holding times for preparation or analysis exceeded
J Estimated value detected below Reporting Limit
N Analyte not NELAC certified
R RPD outside limits due to matrix
Rpt Lim Reporting Limit
S Spike Recovery outside limits due to matrix

Client: AMEC Foster Wheeler
Project Name: AGL Augusta
Workorder: 1707M54

ANALYTICAL QC SUMMARY REPORT

BatchID: 246296

Sample ID: **LCS-246296** Client ID: Units: **ug/L** Prep Date: **08/01/2017** Run No: **348776**
SampleType: **LCS** TestCode: **Volatile Organic Compounds by GC/MS SW8260B** BatchID: **246296** Analysis Date: **08/01/2017** Seq No: **7662159**

Analyte	Result	RPT Limit	SPK value	SPK Ref Val	%REC	Low Limit	High Limit	RPD Ref Val	%RPD	RPD Limit	Qual
Surr: Dibromofluoromethane	52.93	0	50.00		106	83.6	123				
Surr: Toluene-d8	48.20	0	50.00		96.4	81.8	118				

Sample ID: **1707M54-012AMS** Client ID: **MW-513BR-0717** Units: **ug/L** Prep Date: **08/01/2017** Run No: **348776**
SampleType: **MS** TestCode: **Volatile Organic Compounds by GC/MS SW8260B** BatchID: **246296** Analysis Date: **08/01/2017** Seq No: **7663144**

Analyte	Result	RPT Limit	SPK value	SPK Ref Val	%REC	Low Limit	High Limit	RPD Ref Val	%RPD	RPD Limit	Qual
Benzene	42.18	5.0	50.00		84.4	71.6	132				
Toluene	46.49	5.0	50.00		93.0	72.5	135				
Trichloroethene	45.41	5.0	50.00		90.8	70.2	132				
Surr: 4-Bromofluorobenzene	43.63	0	50.00		87.3	66.1	129				
Surr: Dibromofluoromethane	53.43	0	50.00		107	83.6	123				
Surr: Toluene-d8	47.51	0	50.00		95.0	81.8	118				

Sample ID: **1707M54-012AMSD** Client ID: **MW-513BR-0717** Units: **ug/L** Prep Date: **08/01/2017** Run No: **348776**
SampleType: **MSD** TestCode: **Volatile Organic Compounds by GC/MS SW8260B** BatchID: **246296** Analysis Date: **08/01/2017** Seq No: **7663148**

Analyte	Result	RPT Limit	SPK value	SPK Ref Val	%REC	Low Limit	High Limit	RPD Ref Val	%RPD	RPD Limit	Qual
Benzene	43.48	5.0	50.00		87.0	71.6	132	42.18	3.04	20.7	
Toluene	46.91	5.0	50.00		93.8	72.5	135	46.49	0.899	23.2	
Trichloroethene	46.51	5.0	50.00		93.0	70.2	132	45.41	2.39	27.7	
Surr: 4-Bromofluorobenzene	42.54	0	50.00		85.1	66.1	129	43.63	0	0	
Surr: Dibromofluoromethane	54.61	0	50.00		109	83.6	123	53.43	0	0	
Surr: Toluene-d8	49.58	0	50.00		99.2	81.8	118	47.51	0	0	

Qualifiers:

>	Greater than Result value	<	Less than Result value	B	Analyte detected in the associated method blank
BRL	Below reporting limit	E	Estimated (value above quantitation range)	H	Holding times for preparation or analysis exceeded
J	Estimated value detected below Reporting Limit	N	Analyte not NELAC certified	R	RPD outside limits due to matrix
Rpt Lim	Reporting Limit	S	Spike Recovery outside limits due to matrix		

Client: AMEC Foster Wheeler
Project Name: AGL Augusta
Workorder: 1707M54

ANALYTICAL QC SUMMARY REPORT

BatchID: 246300

Sample ID: **MB-246300** Client ID: Units: **mg/L** Prep Date: **08/02/2017** Run No: **348962**
SampleType: **MBLK** TestCode: **Mercury, Total SW7470A** BatchID: **246300** Analysis Date: **08/02/2017** Seq No: **7666885**

Analyte	Result	RPT Limit	SPK value	SPK Ref Val	%REC	Low Limit	High Limit	RPD Ref Val	%RPD	RPD Limit	Qual
Mercury	BRL	0.00020									

Sample ID: **LCS-246300** Client ID: Units: **mg/L** Prep Date: **08/02/2017** Run No: **348962**
SampleType: **LCS** TestCode: **Mercury, Total SW7470A** BatchID: **246300** Analysis Date: **08/02/2017** Seq No: **7666886**

Analyte	Result	RPT Limit	SPK value	SPK Ref Val	%REC	Low Limit	High Limit	RPD Ref Val	%RPD	RPD Limit	Qual
Mercury	0.003791	0.00020	0.0040		94.8	80	120				

Sample ID: **1707M54-012BMS** Client ID: **MW-513BR-0717** Units: **mg/L** Prep Date: **08/02/2017** Run No: **348962**
SampleType: **MS** TestCode: **Mercury, Total SW7470A** BatchID: **246300** Analysis Date: **08/02/2017** Seq No: **7666890**

Analyte	Result	RPT Limit	SPK value	SPK Ref Val	%REC	Low Limit	High Limit	RPD Ref Val	%RPD	RPD Limit	Qual
Mercury	0.003818	0.00020	0.0040		95.4	70	130				

Sample ID: **1707M54-012BMSD** Client ID: **MW-513BR-0717** Units: **mg/L** Prep Date: **08/02/2017** Run No: **348962**
SampleType: **MSD** TestCode: **Mercury, Total SW7470A** BatchID: **246300** Analysis Date: **08/02/2017** Seq No: **7666891**

Analyte	Result	RPT Limit	SPK value	SPK Ref Val	%REC	Low Limit	High Limit	RPD Ref Val	%RPD	RPD Limit	Qual
Mercury	0.003796	0.00020	0.0040		94.9	70	130	0.003818	0.557	20	

Qualifiers:

>	Greater than Result value	<	Less than Result value	B	Analyte detected in the associated method blank
BRL	Below reporting limit	E	Estimated (value above quantitation range)	H	Holding times for preparation or analysis exceeded
J	Estimated value detected below Reporting Limit	N	Analyte not NELAC certified	R	RPD outside limits due to matrix
Rpt Lim	Reporting Limit	S	Spike Recovery outside limits due to matrix		

Client: AMEC Foster Wheeler
Project Name: AGL Augusta
Workorder: 1707M54

ANALYTICAL QC SUMMARY REPORT

BatchID: 246328

Sample ID: **MB-246328** Client ID: Units: **mg/L** Prep Date: **08/02/2017** Run No: **348848**
SampleType: **MBLK** TestCode: **Cyanide SW9014** BatchID: **246328** Analysis Date: **08/02/2017** Seq No: **7664197**

Analyte	Result	RPT Limit	SPK value	SPK Ref Val	%REC	Low Limit	High Limit	RPD Ref Val	%RPD	RPD Limit	Qual
Cyanide, Total	BRL	0.010									

Sample ID: **LCS-246328** Client ID: Units: **mg/L** Prep Date: **08/02/2017** Run No: **348848**
SampleType: **LCS** TestCode: **Cyanide SW9014** BatchID: **246328** Analysis Date: **08/02/2017** Seq No: **7664198**

Analyte	Result	RPT Limit	SPK value	SPK Ref Val	%REC	Low Limit	High Limit	RPD Ref Val	%RPD	RPD Limit	Qual
Cyanide, Total	0.2660	0.010	0.2500		106	85	115				

Sample ID: **1707M54-012CMS** Client ID: **MW-513BR-0717** Units: **mg/L** Prep Date: **08/02/2017** Run No: **348848**
SampleType: **MS** TestCode: **Cyanide SW9014** BatchID: **246328** Analysis Date: **08/02/2017** Seq No: **7664222**

Analyte	Result	RPT Limit	SPK value	SPK Ref Val	%REC	Low Limit	High Limit	RPD Ref Val	%RPD	RPD Limit	Qual
Cyanide, Total	0.2360	0.010	0.2500		94.4	70	130				

Sample ID: **1707M54-012CMSD** Client ID: **MW-513BR-0717** Units: **mg/L** Prep Date: **08/02/2017** Run No: **348848**
SampleType: **MSD** TestCode: **Cyanide SW9014** BatchID: **246328** Analysis Date: **08/02/2017** Seq No: **7664223**

Analyte	Result	RPT Limit	SPK value	SPK Ref Val	%REC	Low Limit	High Limit	RPD Ref Val	%RPD	RPD Limit	Qual
Cyanide, Total	0.2320	0.010	0.2500		92.8	70	130	0.2360	1.71	20	

Qualifiers:

>	Greater than Result value	<	Less than Result value	B	Analyte detected in the associated method blank
BRL	Below reporting limit	E	Estimated (value above quantitation range)	H	Holding times for preparation or analysis exceeded
J	Estimated value detected below Reporting Limit	N	Analyte not NELAC certified	R	RPD outside limits due to matrix
Rpt Lim	Reporting Limit	S	Spike Recovery outside limits due to matrix		

Client: AMEC Foster Wheeler
Project Name: AGL Augusta
Workorder: 1707M54

ANALYTICAL QC SUMMARY REPORT

BatchID: 246329

Sample ID: **MB-246329** Client ID: Units: **mg/L** Prep Date: **08/02/2017** Run No: **348855**
SampleType: **MBLK** TestCode: **Cyanide SW9014** BatchID: **246329** Analysis Date: **08/02/2017** Seq No: **7664233**

Analyte	Result	RPT Limit	SPK value	SPK Ref Val	%REC	Low Limit	High Limit	RPD Ref Val	%RPD	RPD Limit	Qual
Cyanide, Total	BRL	0.010									

Sample ID: **LCS-246329** Client ID: Units: **mg/L** Prep Date: **08/02/2017** Run No: **348855**
SampleType: **LCS** TestCode: **Cyanide SW9014** BatchID: **246329** Analysis Date: **08/02/2017** Seq No: **7664234**

Analyte	Result	RPT Limit	SPK value	SPK Ref Val	%REC	Low Limit	High Limit	RPD Ref Val	%RPD	RPD Limit	Qual
Cyanide, Total	0.2390	0.010	0.2500		95.6	85	115				

Sample ID: **1707M54-001CMS** Client ID: **MW-505D-0717** Units: **mg/L** Prep Date: **08/02/2017** Run No: **348855**
SampleType: **MS** TestCode: **Cyanide SW9014** BatchID: **246329** Analysis Date: **08/02/2017** Seq No: **7664254**

Analyte	Result	RPT Limit	SPK value	SPK Ref Val	%REC	Low Limit	High Limit	RPD Ref Val	%RPD	RPD Limit	Qual
Cyanide, Total	0.2720	0.010	0.2500		109	70	130				

Sample ID: **1707M54-001CMSD** Client ID: **MW-505D-0717** Units: **mg/L** Prep Date: **08/02/2017** Run No: **348855**
SampleType: **MSD** TestCode: **Cyanide SW9014** BatchID: **246329** Analysis Date: **08/02/2017** Seq No: **7664255**

Analyte	Result	RPT Limit	SPK value	SPK Ref Val	%REC	Low Limit	High Limit	RPD Ref Val	%RPD	RPD Limit	Qual
Cyanide, Total	0.2250	0.010	0.2500		90.0	70	130	0.2720	18.9	20	

Qualifiers:

>	Greater than Result value	<	Less than Result value	B	Analyte detected in the associated method blank
BRL	Below reporting limit	E	Estimated (value above quantitation range)	H	Holding times for preparation or analysis exceeded
J	Estimated value detected below Reporting Limit	N	Analyte not NELAC certified	R	RPD outside limits due to matrix
Rpt Lim	Reporting Limit	S	Spike Recovery outside limits due to matrix		

Client: AMEC Foster Wheeler
Project Name: AGL Augusta
Workorder: 1707M54

ANALYTICAL QC SUMMARY REPORT

BatchID: **246528**

Sample ID: **MB-246528** Client ID: Units: **mg/L** Prep Date: **08/05/2017** Run No: **349119**
SampleType: **MBLK** TestCode: **Mercury, Total SW7470A** BatchID: **246528** Analysis Date: **08/05/2017** Seq No: **7670619**

Analyte	Result	RPT Limit	SPK value	SPK Ref Val	%REC	Low Limit	High Limit	RPD Ref Val	%RPD	RPD Limit	Qual
Mercury	BRL	0.00020									

Sample ID: **LCS-246528** Client ID: Units: **mg/L** Prep Date: **08/05/2017** Run No: **349119**
SampleType: **LCS** TestCode: **Mercury, Total SW7470A** BatchID: **246528** Analysis Date: **08/05/2017** Seq No: **7670620**

Analyte	Result	RPT Limit	SPK value	SPK Ref Val	%REC	Low Limit	High Limit	RPD Ref Val	%RPD	RPD Limit	Qual
Mercury	0.005519	0.00020	0.0050		110	80	120				

Sample ID: **1707M53-002BMS** Client ID: Units: **mg/L** Prep Date: **08/05/2017** Run No: **349119**
SampleType: **MS** TestCode: **Mercury, Total SW7470A** BatchID: **246528** Analysis Date: **08/05/2017** Seq No: **7670622**

Analyte	Result	RPT Limit	SPK value	SPK Ref Val	%REC	Low Limit	High Limit	RPD Ref Val	%RPD	RPD Limit	Qual
Mercury	0.005967	0.00020	0.0050		119	70	130				

Sample ID: **1707M53-002BMSD** Client ID: Units: **mg/L** Prep Date: **08/05/2017** Run No: **349119**
SampleType: **MSD** TestCode: **Mercury, Total SW7470A** BatchID: **246528** Analysis Date: **08/05/2017** Seq No: **7670623**

Analyte	Result	RPT Limit	SPK value	SPK Ref Val	%REC	Low Limit	High Limit	RPD Ref Val	%RPD	RPD Limit	Qual
Mercury	0.005863	0.00020	0.0050		117	70	130	0.005967	1.76	20	

Qualifiers:

>	Greater than Result value	<	Less than Result value	B	Analyte detected in the associated method blank
BRL	Below reporting limit	E	Estimated (value above quantitation range)	H	Holding times for preparation or analysis exceeded
J	Estimated value detected below Reporting Limit	N	Analyte not NELAC certified	R	RPD outside limits due to matrix
Rpt Lim	Reporting Limit	S	Spike Recovery outside limits due to matrix		

ANALYTICAL ENVIRONMENTAL SERVICES, INC.

AES

August 08, 2017

John Quinn
AMEC Foster Wheeler

1075 Big Shanty Rd NW
Kennesaw GA 30144

RE: AGL Augusta

Dear John Quinn: Order No: 1707O97

Analytical Environmental Services, Inc. received 20 samples on 7/28/2017 1:48:00 PM for the analyses presented in following report.

No problems were encountered during the analyses. Additionally, all results for the associated Quality Control samples were within EPA and/or AES established limits. Any discrepancies associated with the analyses contained herein will be noted and submitted in the form of a project Case Narrative.
AES's accreditations are as follows:
-NELAC/Florida State Laboratory ID E87582 for analysis of Non-Potable Water, Solid & Chemical Materials, and Drinking Water Microbiology, effective 07/01/17-06/30/18.
State of Georgia, Department of Natural Resources ID #800 for analysis of Drinking Water Metals, effective 07/01/17-06/30/18 and Total Coliforms and E. coli, effective 04/25/17-04/24/20.
-NELAC/Louisiana Agency Interest No. 100818 for or analysis of Non-Potable Water and Solid & Chemical Materials, effective 07/01/17-06/30/18.
-AIHA-LAP, LLC Laboratory ID: 100671 for Industrial Hygiene samples (Organics, Metals, PCM Asbestos, Gravimetric), Environmental Lead (Paint, Soil, Dust Wipes, Air), and Environmental Microbiology (Fungal) Direct Examination, effective until 09/01/17.

These results relate only to the items tested. This report may only be reproduced in full.

If you have any questions regarding these test results, please feel free to call.

Sincerely,

Ioana Pacurar

Ioana Pacurar

Project Manager

3080 Presidential Drive • Atlanta, Georgia 30340 • Tel: 770.457.8177 • Fax: 770.457.8188 • Toll Free: 800.972.4889
www.aesatlanta.com

ANALYTICAL ENVIRONMENTAL SERVICES, INC.
3080 Presidential Drive Atlanta, GA 30340-3704
Phone: (770) 457-8177 / Toll-Free: (800) 972-4889 / Fax: (770) 457-8188

AES

CHAIN OF CUSTODY

Work Order: 1707097

Date: 7/28/17 Page 1 of 2

COMPANY: Amec Foster Wheeler

ADDRESS: 1075 Big Shanty Rd, Ste 100 Kennesaw, GA 30144

PHONE: 770-421-3400

EMAIL:

SAMPLED BY: D Howard, J Moore, E Guillen, M Andrews

SIGNATURE: Daniel Howard

ANALYSIS REQUESTED: VOC List 8260; PAHs SIM 8270; Metals + Hg 6020/7470A; CN 9014

Visit our website www.aesatlanta.com for downloadable COCs and to log in to your AESAccess account.

#	SAMPLE ID	SAMPLED: DATE	SAMPLED: TIME	GRAB	COMPOSITE	MATRIX (see codes)	PRESERVATION (see codes): H+I	I	N	NaOH	REMARKS	Number of Containers
1	TB-03-0717	7/27/17	0830	X		W	2					2
2	MW-507BR-0717		0932	X		GW	2	2	1	1		6
3	MW-500BR-0717		1025	X		GW	2	2	1	1		6
4	MW-319-0717		1125	X		GW	2	2	1	1		6
5	MW-310SAP-0717		1105	X		GW	2	2	1	1		6
6	MW-507BR-0717-MS/MSD		0932	X		GW	~~2~~ 12	~~2~~ 12	~~1~~ 21	~~1~~ 21		6
7	MW-401S-0717		1306	X		GW	2	2	1	1		6
8	DUP-4-0717		1200	X		GW	2	2	1	1		6
9	MW-401D-0717		1451	X		GW	2	2	1	1		6
10	DUP-6-0717		1200	X		GW	2	2	1	1		6
11	MW-401SAP-0717		1621	X		GW	2	2	1	1		6
12	MW-318-0717		1510	X		GW	2	2	1	1		6
13	MW-21-0717		1336	X		GW	2	2	1	1		6
14	MW-313-0717		1148	X		GW	2	2	1	1		6

RELINQUISHED BY:	DATE/TIME:	RECEIVED BY:	DATE/TIME:
1. Daniel Howard	7/28/17/1348	1. [illegible]	7/28/17 1348
2.		2.	
3.		3.	

PROJECT INFORMATION
PROJECT NAME: AGL Augusta
PROJECT #: 6122150235
SITE ADDRESS: 8th st & Walton Way Augusta GA
SEND REPORT TO: John Quinn / David Price
INVOICE TO: (IF DIFFERENT FROM ABOVE) AmecFW - Kennesaw
QUOTE #: PO#:

RECEIPT
Total # of Containers

Turnaround Time (TAT) Request
- [x] Standard 5 Business Days
- [ ] 2 Business Day Rush
- [ ] Next Business Day Rush
- [ ] Same-Day Rush (auth req.)
- [ ] Other

STATE PROGRAM (if any):
E-mail? [x] Fax? [ ]
DATA PACKAGE: I ○ II [x] III ○ IV ○

SPECIAL INSTRUCTIONS/COMMENTS:
See Attachment for analyses requirements
All VOCs are in cooler with trip blank

SHIPMENT METHOD
OUT: / / VIA:
IN: / / VIA:
client FedEx UPS US mail courier Greyhound
other:

Submission of samples to the laboratory constitutes acceptance of AES's Terms & Conditions. Samples received after 3PM or on Saturday are considered as received the following business day. If no TAT is marked on COC, AES will proceed with standard TAT. Samples are disposed of 30 days after completion of report unless other arangements are made.

Matrix Codes: A = Air GW = Groundwater SE = Sediment SO = Soil SW = Surface Water WW = Waste Water W = Water (Blanks) DW = Drinking Water (Blanks) O = Other (specify)

Preservative Codes: H+I = Hydrochloric acid + ice I = Ice only N = Nitric acid S+I = Sulfuric acid + ice S/M+I = Sodium Bisulfate/Methanol + ice O = Other (specify) NA = None

White Copy - Original; Yellow Copy - Client

ANALYTICAL ENVIRONMENTAL SERVICES, INC.
3080 Presidential Drive Atlanta, GA 30340-3704
Phone: (770) 457-8177 / Toll-Free: (800) 972-4889 / Fax: (770) 457-8188

AES

CHAIN OF CUSTODY

Work Order: 1707097

Date: 7/28/17 Page 2 of 2

COMPANY: Amec Foster Wheeler

ADDRESS: 1075 Big Shanty Rd, Ste 100 Kennesaw, GA 30144

PHONE: 770-421-3400

EMAIL:

SAMPLED BY: DHoward, JMoore, EGuillen, MAndrews

SIGNATURE: Daniel Howard

Visit our website www.aesatlanta.com for downloadable COCs and to log in to your AESAccess account.

ANALYSIS REQUESTED: VOC list 8260; PAHs 8270 SIM; metals + Hg 6020/7470A; CN 9014

PRESERVATION (see codes): H+I; I; N; NaOH

#	SAMPLE ID	SAMPLED DATE	SAMPLED TIME	GRAB	COMPOSITE	MATRIX (see codes)	VOC list 8260 (H+I)	PAHs 8270 SIM (I)	metals + Hg 6020/7470A (N)	CN 9014 (NaOH)	REMARKS	Number of Containers
1	MW-213-0717	7/27/17	1003	X		GW	2	2	1	1		6
2	MW-320-0717	↓	1045	X		GW	2	2	1	1		6
3	MW-320-0717-MS/MSD	↓	1045	X		GW	4	4	2	2		12
4	MW-404DR-0717	↓	1450	X		GW	2	2	1	1		6
5	MW-5015-0717	↓	1600	X		GW	2	2	1	1		6
6	DUP-5-0717	↓	1200	X		GW	2	2	1	1		6
7	IDW-0717	7/28/17	0830	X		GW	2	2	1	1		6
8	MW-607-0717	↓	1005	X		GW	2	2	1	1		6
9	Temp Blank											
10												
11												
12												
13												
14												

RELINQUISHED BY: DATE/TIME:
1. Daniel L Howard 7/28/17 1348
2.
3.

RECEIVED BY: DATE/TIME:
1. [illegible] 7/28/17 1348
2.
3.

PROJECT INFORMATION
PROJECT NAME: A GL Augusta
PROJECT #: 6122150235
SITE ADDRESS: 8th St + Walton Way Augusta, GA
SEND REPORT TO: John Quinn / David Price
INVOICE TO: (IF DIFFERENT FROM ABOVE) AmecFW- Kennesaw
QUOTE #: PO#:

RECEIPT
Total # of Containers

Turnaround Time (TAT) Request
- [x] Standard 5 Business Days
- [ ] 2 Business Day Rush
- [ ] Next Business Day Rush
- [ ] Same-Day Rush (auth req.)
- [ ] Other

STATE PROGRAM (if any):
E-mail? [x] Fax? [ ]
DATA PACKAGE: I ○ II [x] III ○ IV ○

SPECIAL INSTRUCTIONS/COMMENTS:
see Attachment for analyses requirement
All VOCs are in cooler with trip blank

SHIPMENT METHOD
OUT: / / VIA:
IN: / / VIA:
client FedEx UPS US mail courier Greyhound
other:

Submission of samples to the laboratory constitutes acceptance of AES's Terms & Conditions. Samples received after 3PM or on Saturday are considered as received the following business day. If no TAT is marked on COC, AES will proceed with standard TAT. Samples are disposed of 30 days after completion of report unless other arangements are made.

Matrix Codes: A = Air GW = Groundwater SE = Sediment SO = Soil SW = Surface Water WW = Waste Water W = Water (Blanks) DW = Drinking Water (Blanks) O = Other (specify)

Preservative Codes: H+I = Hydrochloric acid + ice I = Ice only N = Nitric acid S+I = Sulfuric acid + ice S/M+I = Sodium Bisulfate/Methanol + ice O = Other (specify) NA = None

White Copy - Original; Yellow Copy - Client

Table 2-3
Site-Specific Constituents of Interest
Atlanta Gas Light Company
Former Manufactured Gas Plant Site
Augusta, Georgia

Volatile Organic Compounds (VOCs), (SW-846 Method 8260B)		
Acetone - 50 ug/L	Ethylbenzene - 5 ug/L	Trichloroethylene - 5 ug/L
Benzene - 5 ug/L	Methylene Chloride - 5 ug/L	Xylenes (total) - 5 ug/L
Carbon Disulfide - 5 ug/L	Toluene - 5 ug/L	
Polynuclear Aromatic Hydrocarbons (SIM SW-846 Method 8270D)		
Acenaphthene - 0.5 ug/L	Benzo(g,h,i)perylene - 0.1 ug/L	Indeno(1,2,3-cd)pyrene- 0.05 ug/L
Acenaphthylene - 1 ug/L	Benzo(k)fluoranthene - 0.05 ug/L	Naphthalene- 0.5 ug/L
Anthracene - 0.05 ug/L	Chrysene - 0.05 ug/L	Phenanthrene- 0.05 ug/L
Benzo(a)anthracene - 0.05 ug/L	Dibenzo(a,h)anthracene - 0.1 ug/L	Pyrene- 0.05 ug/L
Benzo(a)pyrene - 0.05 ug/L	Fluoranthene- 0.1 ug/L	
Benzo(b)fluoranthene - 0.1 ug/L	Fluorene- 0.1 ug/L	
Inorganics (SW-846 Methods 6010C, 7470A, 6020, and 9010/9012)		
Antimony -0 .006 mg/L	Copper - 0.01 mg/L	Vanadium - 0.01 mg/L
Arsenic - 0.05 mg/L	Lead - 0.01 mg/L	Zinc - 0.02 mg/L
Barium - 0.004 mg/L	Mercury-0.0002 mg/L	
Beryllium - 0.004 mg/L	Nickel - 0.02 mg/L	Cyanide - 0.01 mg/L
Cadmium - 0.005 mg/L	Selenium - 0.02 mg/L	
Chromium - 0.01 mg/L	Thallium - 0.002 mg/L	

DLH 7/19/16

Client: AMEC Foster Wheeler
Project: AGL Augusta
Lab ID: 1707O97

Case Narrative

Volatiles Organic Compounds Analysis by Method 8260B:

Due to sample matrix, samples 1707O97-003A, & -014A required dilution during preparation and/or analysis resulting in elevated reporting limits.

Analytical Environmental Services, Inc **Date:** 8-Aug-17

Client:	AMEC Foster Wheeler	**Client Sample ID:**	TB-03-0717
Project Name:	AGL Augusta	**Collection Date:**	7/27/2017 8:30:00 AM
Lab ID:	1707O97-001	**Matrix:**	Groundwater

Analyses	Result	Reporting Limit	Qual	Units	BatchID	Dilution Factor	Date Analyzed	Analyst
Volatile Organic Compounds by GC/MS SW8260B				**(SW5030B)**				
Acetone	BRL	50		ug/L	246357	1	08/02/2017 17:21	NP
Benzene	BRL	5.0		ug/L	246357	1	08/02/2017 17:21	NP
Carbon disulfide	BRL	5.0		ug/L	246357	1	08/02/2017 17:21	NP
Ethylbenzene	BRL	5.0		ug/L	246357	1	08/02/2017 17:21	NP
Methylene chloride	BRL	5.0		ug/L	246357	1	08/02/2017 17:21	NP
Trichloroethene	BRL	5.0		ug/L	246357	1	08/02/2017 17:21	NP
Toluene	BRL	5.0		ug/L	246357	1	08/02/2017 17:21	NP
Xylenes, Total	BRL	5.0		ug/L	246357	1	08/02/2017 17:21	NP
Surr: 4-Bromofluorobenzene	82	66.1-129		%REC	246357	1	08/02/2017 17:21	NP
Surr: Dibromofluoromethane	114	83.6-123		%REC	246357	1	08/02/2017 17:21	NP
Surr: Toluene-d8	99.1	81.8-118		%REC	246357	1	08/02/2017 17:21	NP

Qualifiers:

*	Value exceeds maximum contaminant level	E	Estimated (value above quantitation range)
BRL	Below reporting limit	S	Spike Recovery outside limits due to matrix
H	Holding times for preparation or analysis exceeded	Narr	See case narrative
N	Analyte not NELAC certified	NC	Not confirmed
B	Analyte detected in the associated method blank	<	Less than Result value
>	Greater than Result value	J	Estimated value detected below Reporting Limit

Analytical Environmental Services, Inc

Date: 8-Aug-17

Client:	AMEC Foster Wheeler	**Client Sample ID:**	MW-507BR-0717
Project Name:	AGL Augusta	**Collection Date:**	7/27/2017 9:32:00 AM
Lab ID:	1707O97-002	**Matrix:**	Groundwater

Analyses	Result	Reporting Limit	Qual	Units	BatchID	Dilution Factor	Date Analyzed	Analyst
Volatile Organic Compounds by GC/MS SW8260B				**(SW5030B)**				
Acetone	BRL	50		ug/L	246357	1	08/02/2017 19:18	NP
Benzene	BRL	5.0		ug/L	246357	1	08/02/2017 19:18	NP
Carbon disulfide	BRL	5.0		ug/L	246357	1	08/02/2017 19:18	NP
Ethylbenzene	BRL	5.0		ug/L	246357	1	08/02/2017 19:18	NP
Methylene chloride	BRL	5.0		ug/L	246357	1	08/02/2017 19:18	NP
Trichloroethene	BRL	5.0		ug/L	246357	1	08/02/2017 19:18	NP
Toluene	BRL	5.0		ug/L	246357	1	08/02/2017 19:18	NP
Xylenes, Total	BRL	5.0		ug/L	246357	1	08/02/2017 19:18	NP
Surr: 4-Bromofluorobenzene	80.4	66.1-129		%REC	246357	1	08/02/2017 19:18	NP
Surr: Dibromofluoromethane	115	83.6-123		%REC	246357	1	08/02/2017 19:18	NP
Surr: Toluene-d8	101	81.8-118		%REC	246357	1	08/02/2017 19:18	NP
Total Metals by ICP/MS SW6020B				**(SW3005A)**				
Antimony	BRL	0.00600		mg/L	246195	1	08/03/2017 16:48	JR
Arsenic	BRL	0.0500		mg/L	246195	1	08/03/2017 16:48	JR
Barium	0.0736	0.00400		mg/L	246195	1	08/03/2017 16:48	JR
Beryllium	BRL	0.00400		mg/L	246195	1	08/03/2017 16:48	JR
Cadmium	BRL	0.00500		mg/L	246195	1	08/03/2017 16:48	JR
Chromium	BRL	0.0100		mg/L	246195	1	08/03/2017 16:48	JR
Copper	BRL	0.0100		mg/L	246195	1	08/03/2017 16:48	JR
Lead	BRL	0.0100		mg/L	246195	1	08/03/2017 16:48	JR
Nickel	BRL	0.0200		mg/L	246195	1	08/03/2017 16:48	JR
Selenium	BRL	0.0200		mg/L	246195	1	08/03/2017 16:48	JR
Thallium	BRL	0.00200		mg/L	246195	1	08/03/2017 16:48	JR
Vanadium	BRL	0.0100		mg/L	246195	1	08/03/2017 16:48	JR
Zinc	BRL	0.0200		mg/L	246195	1	08/03/2017 16:48	JR
SIM Polynuclear Aromatic Hydrocarbons SW8270D				**(SW3510C)**				
Naphthalene	BRL	0.50		ug/L	246181	1	07/31/2017 21:48	YH
Acenaphthylene	BRL	1.0		ug/L	246181	1	07/31/2017 21:48	YH
Acenaphthene	BRL	0.50		ug/L	246181	1	07/31/2017 21:48	YH
Fluorene	BRL	0.10		ug/L	246181	1	07/31/2017 21:48	YH
Phenanthrene	BRL	0.050		ug/L	246181	1	07/31/2017 21:48	YH
Anthracene	BRL	0.050		ug/L	246181	1	07/31/2017 21:48	YH
Fluoranthene	BRL	0.10		ug/L	246181	1	07/31/2017 21:48	YH
Pyrene	BRL	0.050		ug/L	246181	1	07/31/2017 21:48	YH
Benz(a)anthracene	BRL	0.050		ug/L	246181	1	07/31/2017 21:48	YH
Chrysene	BRL	0.050		ug/L	246181	1	07/31/2017 21:48	YH
Benzo(b)fluoranthene	BRL	0.10		ug/L	246181	1	07/31/2017 21:48	YH
Benzo(k)fluoranthene	BRL	0.050		ug/L	246181	1	07/31/2017 21:48	YH
Benzo(a)pyrene	BRL	0.050		ug/L	246181	1	07/31/2017 21:48	YH

Qualifiers:

*	Value exceeds maximum contaminant level	E	Estimated (value above quantitation range)
BRL	Below reporting limit	S	Spike Recovery outside limits due to matrix
H	Holding times for preparation or analysis exceeded	Narr	See case narrative
N	Analyte not NELAC certified	NC	Not confirmed
B	Analyte detected in the associated method blank	<	Less than Result value
>	Greater than Result value	J	Estimated value detected below Reporting Limit

Analytical Environmental Services, Inc **Date:** 8-Aug-17

Client:	AMEC Foster Wheeler	**Client Sample ID:**	MW-507BR-0717
Project Name:	AGL Augusta	**Collection Date:**	7/27/2017 9:32:00 AM
Lab ID:	1707O97-002	**Matrix:**	Groundwater

Analyses	Result	Reporting Limit	Qual	Units	BatchID	Dilution Factor	Date Analyzed	Analyst
SIM Polynuclear Aromatic Hydrocarbons SW8270D				**(SW3510C)**				
Indeno(1,2,3-cd)pyrene	BRL	0.050		ug/L	246181	1	07/31/2017 21:48	YH
Dibenz(a,h)anthracene	BRL	0.10		ug/L	246181	1	07/31/2017 21:48	YH
Benzo(g,h,i)perylene	BRL	0.10		ug/L	246181	1	07/31/2017 21:48	YH
Surr: 4-Terphenyl-d14	96.1	58.5-125		%REC	246181	1	07/31/2017 21:48	YH
Mercury, Total SW7470A				**(SW7470A)**				
Mercury	BRL	0.00020		mg/L	246302	1	08/05/2017 20:10	AS
Cyanide SW9014				**(SW9010C)**				
Cyanide, Total	BRL	0.010		mg/L	246390	1	08/03/2017 10:00	AK

Qualifiers:

*	Value exceeds maximum contaminant level	E	Estimated (value above quantitation range)
BRL	Below reporting limit	S	Spike Recovery outside limits due to matrix
H	Holding times for preparation or analysis exceeded	Narr	See case narrative
N	Analyte not NELAC certified	NC	Not confirmed
B	Analyte detected in the associated method blank	<	Less than Result value
>	Greater than Result value	J	Estimated value detected below Reporting Limit

Analytical Environmental Services, Inc

Date: 8-Aug-17

Client:	AMEC Foster Wheeler	**Client Sample ID:**	MW-500BR-0717
Project Name:	AGL Augusta	**Collection Date:**	7/27/2017 10:25:00 AM
Lab ID:	1707O97-003	**Matrix:**	Groundwater

Analyses	Result	Reporting Limit	Qual	Units	BatchID	Dilution Factor	Date Analyzed	Analyst
Volatile Organic Compounds by GC/MS SW8260B				**(SW5030B)**				
Acetone	BRL	2500		ug/L	246357	50	08/02/2017 19:42	NP
Benzene	6500	250		ug/L	246357	50	08/02/2017 19:42	NP
Carbon disulfide	BRL	250		ug/L	246357	50	08/02/2017 19:42	NP
Ethylbenzene	680	250		ug/L	246357	50	08/02/2017 19:42	NP
Methylene chloride	270	250		ug/L	246357	50	08/02/2017 19:42	NP
Trichloroethene	BRL	250		ug/L	246357	50	08/02/2017 19:42	NP
Toluene	BRL	250		ug/L	246357	50	08/02/2017 19:42	NP
Xylenes, Total	BRL	250		ug/L	246357	50	08/02/2017 19:42	NP
Surr: 4-Bromofluorobenzene	84.2	66.1-129		%REC	246357	50	08/02/2017 19:42	NP
Surr: Dibromofluoromethane	110	83.6-123		%REC	246357	50	08/02/2017 19:42	NP
Surr: Toluene-d8	93.8	81.8-118		%REC	246357	50	08/02/2017 19:42	NP
Total Metals by ICP/MS SW6020B				**(SW3005A)**				
Antimony	BRL	0.00600		mg/L	246195	1	08/03/2017 18:08	JR
Arsenic	BRL	0.0500		mg/L	246195	1	08/03/2017 18:08	JR
Barium	0.350	0.00400		mg/L	246195	1	08/03/2017 18:08	JR
Beryllium	BRL	0.00400		mg/L	246195	1	08/03/2017 18:08	JR
Cadmium	0.0213	0.00500		mg/L	246195	1	08/03/2017 18:08	JR
Chromium	BRL	0.0100		mg/L	246195	1	08/03/2017 18:08	JR
Copper	BRL	0.0100		mg/L	246195	1	08/03/2017 18:08	JR
Lead	BRL	0.0100		mg/L	246195	1	08/03/2017 18:08	JR
Nickel	BRL	0.0200		mg/L	246195	1	08/03/2017 18:08	JR
Selenium	BRL	0.0200		mg/L	246195	1	08/03/2017 18:08	JR
Thallium	BRL	0.00200		mg/L	246195	1	08/03/2017 18:08	JR
Vanadium	BRL	0.0100		mg/L	246195	1	08/03/2017 18:08	JR
Zinc	0.0959	0.0200		mg/L	246195	1	08/03/2017 18:08	JR
SIM Polynuclear Aromatic Hydrocarbons SW8270D				**(SW3510C)**				
Naphthalene	700	50		ug/L	246181	100	08/01/2017 17:02	YH
Acenaphthylene	BRL	1.0		ug/L	246181	1	07/31/2017 22:15	YH
Acenaphthene	31	5.0		ug/L	246181	100	08/01/2017 17:02	YH
Fluorene	6.1	0.10		ug/L	246181	1	07/31/2017 22:15	YH
Phenanthrene	4.1	0.050		ug/L	246181	1	07/31/2017 22:15	YH
Anthracene	0.51	0.050		ug/L	246181	1	07/31/2017 22:15	YH
Fluoranthene	0.14	0.10		ug/L	246181	1	07/31/2017 22:15	YH
Pyrene	0.17	0.050		ug/L	246181	1	07/31/2017 22:15	YH
Benz(a)anthracene	BRL	0.050		ug/L	246181	1	07/31/2017 22:15	YH
Chrysene	BRL	0.050		ug/L	246181	1	07/31/2017 22:15	YH
Benzo(b)fluoranthene	BRL	0.10		ug/L	246181	1	07/31/2017 22:15	YH
Benzo(k)fluoranthene	BRL	0.050		ug/L	246181	1	07/31/2017 22:15	YH
Benzo(a)pyrene	BRL	0.050		ug/L	246181	1	07/31/2017 22:15	YH

Qualifiers:

*	Value exceeds maximum contaminant level	E	Estimated (value above quantitation range)
BRL	Below reporting limit	S	Spike Recovery outside limits due to matrix
H	Holding times for preparation or analysis exceeded	Narr	See case narrative
N	Analyte not NELAC certified	NC	Not confirmed
B	Analyte detected in the associated method blank	<	Less than Result value
>	Greater than Result value	J	Estimated value detected below Reporting Limit

Analytical Environmental Services, Inc **Date:** 8-Aug-17

Client:	AMEC Foster Wheeler	**Client Sample ID:**	MW-500BR-0717
Project Name:	AGL Augusta	**Collection Date:**	7/27/2017 10:25:00 AM
Lab ID:	1707O97-003	**Matrix:**	Groundwater

Analyses	Result	Reporting Limit	Qual	Units	BatchID	Dilution Factor	Date Analyzed	Analyst
SIM Polynuclear Aromatic Hydrocarbons SW8270D					**(SW3510C)**			
Indeno(1,2,3-cd)pyrene	BRL	0.050		ug/L	246181	1	07/31/2017 22:15	YH
Dibenz(a,h)anthracene	BRL	0.10		ug/L	246181	1	07/31/2017 22:15	YH
Benzo(g,h,i)perylene	BRL	0.10		ug/L	246181	1	07/31/2017 22:15	YH
Surr: 4-Terphenyl-d14	96.3	58.5-125		%REC	246181	1	07/31/2017 22:15	YH
Mercury, Total SW7470A					**(SW7470A)**			
Mercury	BRL	0.00020		mg/L	246302	1	08/05/2017 20:37	AS
Cyanide SW9014					**(SW9010C)**			
Cyanide, Total	BRL	0.010		mg/L	246390	1	08/03/2017 10:00	AK

Qualifiers:

*	Value exceeds maximum contaminant level	E	Estimated (value above quantitation range)
BRL	Below reporting limit	S	Spike Recovery outside limits due to matrix
H	Holding times for preparation or analysis exceeded	Narr	See case narrative
N	Analyte not NELAC certified	NC	Not confirmed
B	Analyte detected in the associated method blank	<	Less than Result value
>	Greater than Result value	J	Estimated value detected below Reporting Limit

Analytical Environmental Services, Inc

Date: 8-Aug-17

Client:	AMEC Foster Wheeler	**Client Sample ID:**	MW-319-0717
Project Name:	AGL Augusta	**Collection Date:**	7/27/2017 11:25:00 AM
Lab ID:	1707O97-004	**Matrix:**	Groundwater

Analyses	Result	Reporting Limit	Qual	Units	BatchID	Dilution Factor	Date Analyzed	Analyst
Volatile Organic Compounds by GC/MS SW8260B				**(SW5030B)**				
Acetone	BRL	50		ug/L	246357	1	08/02/2017 20:06	NP
Benzene	BRL	5.0		ug/L	246357	1	08/02/2017 20:06	NP
Carbon disulfide	BRL	5.0		ug/L	246357	1	08/02/2017 20:06	NP
Ethylbenzene	BRL	5.0		ug/L	246357	1	08/02/2017 20:06	NP
Methylene chloride	BRL	5.0		ug/L	246357	1	08/02/2017 20:06	NP
Trichloroethene	BRL	5.0		ug/L	246357	1	08/02/2017 20:06	NP
Toluene	BRL	5.0		ug/L	246357	1	08/02/2017 20:06	NP
Xylenes, Total	BRL	5.0		ug/L	246357	1	08/02/2017 20:06	NP
Surr: 4-Bromofluorobenzene	88.5	66.1-129		%REC	246357	1	08/02/2017 20:06	NP
Surr: Dibromofluoromethane	117	83.6-123		%REC	246357	1	08/02/2017 20:06	NP
Surr: Toluene-d8	103	81.8-118		%REC	246357	1	08/02/2017 20:06	NP
Total Metals by ICP/MS SW6020B				**(SW3005A)**				
Antimony	BRL	0.00600		mg/L	246195	1	08/03/2017 18:14	JR
Arsenic	BRL	0.0500		mg/L	246195	1	08/03/2017 18:14	JR
Barium	0.584	0.00400		mg/L	246195	1	08/03/2017 18:14	JR
Beryllium	BRL	0.00400		mg/L	246195	1	08/03/2017 18:14	JR
Cadmium	BRL	0.00500		mg/L	246195	1	08/03/2017 18:14	JR
Chromium	BRL	0.0100		mg/L	246195	1	08/03/2017 18:14	JR
Copper	BRL	0.0100		mg/L	246195	1	08/03/2017 18:14	JR
Lead	BRL	0.0100		mg/L	246195	1	08/03/2017 18:14	JR
Nickel	BRL	0.0200		mg/L	246195	1	08/03/2017 18:14	JR
Selenium	BRL	0.0200		mg/L	246195	1	08/03/2017 18:14	JR
Thallium	BRL	0.00200		mg/L	246195	1	08/03/2017 18:14	JR
Vanadium	BRL	0.0100		mg/L	246195	1	08/03/2017 18:14	JR
Zinc	BRL	0.0200		mg/L	246195	1	08/03/2017 18:14	JR
SIM Polynuclear Aromatic Hydrocarbons SW8270D				**(SW3510C)**				
Naphthalene	BRL	0.50		ug/L	246181	1	07/31/2017 22:42	YH
Acenaphthylene	BRL	1.0		ug/L	246181	1	07/31/2017 22:42	YH
Acenaphthene	BRL	0.50		ug/L	246181	1	07/31/2017 22:42	YH
Fluorene	BRL	0.10		ug/L	246181	1	07/31/2017 22:42	YH
Phenanthrene	BRL	0.050		ug/L	246181	1	07/31/2017 22:42	YH
Anthracene	BRL	0.050		ug/L	246181	1	07/31/2017 22:42	YH
Fluoranthene	BRL	0.10		ug/L	246181	1	07/31/2017 22:42	YH
Pyrene	BRL	0.050		ug/L	246181	1	07/31/2017 22:42	YH
Benz(a)anthracene	BRL	0.050		ug/L	246181	1	07/31/2017 22:42	YH
Chrysene	BRL	0.050		ug/L	246181	1	07/31/2017 22:42	YH
Benzo(b)fluoranthene	BRL	0.10		ug/L	246181	1	07/31/2017 22:42	YH
Benzo(k)fluoranthene	BRL	0.050		ug/L	246181	1	07/31/2017 22:42	YH
Benzo(a)pyrene	BRL	0.050		ug/L	246181	1	07/31/2017 22:42	YH

Qualifiers:

*	Value exceeds maximum contaminant level	E	Estimated (value above quantitation range)
BRL	Below reporting limit	S	Spike Recovery outside limits due to matrix
H	Holding times for preparation or analysis exceeded	Narr	See case narrative
N	Analyte not NELAC certified	NC	Not confirmed
B	Analyte detected in the associated method blank	<	Less than Result value
>	Greater than Result value	J	Estimated value detected below Reporting Limit

Analytical Environmental Services, Inc **Date:** 8-Aug-17

Client:	AMEC Foster Wheeler	**Client Sample ID:**	MW-319-0717
Project Name:	AGL Augusta	**Collection Date:**	7/27/2017 11:25:00 AM
Lab ID:	1707O97-004	**Matrix:**	Groundwater

Analyses	Result	Reporting Limit	Qual	Units	BatchID	Dilution Factor	Date Analyzed	Analyst
SIM Polynuclear Aromatic Hydrocarbons SW8270D					**(SW3510C)**			
Indeno(1,2,3-cd)pyrene	BRL	0.050		ug/L	246181	1	07/31/2017 22:42	YH
Dibenz(a,h)anthracene	BRL	0.10		ug/L	246181	1	07/31/2017 22:42	YH
Benzo(g,h,i)perylene	BRL	0.10		ug/L	246181	1	07/31/2017 22:42	YH
Surr: 4-Terphenyl-d14	90.5	58.5-125		%REC	246181	1	07/31/2017 22:42	YH
Mercury, Total SW7470A					**(SW7470A)**			
Mercury	BRL	0.00020		mg/L	246302	1	08/05/2017 20:40	AS
Cyanide SW9014					**(SW9010C)**			
Cyanide, Total	BRL	0.010		mg/L	246390	1	08/03/2017 10:00	AK

Qualifiers:

*	Value exceeds maximum contaminant level	E	Estimated (value above quantitation range)
BRL	Below reporting limit	S	Spike Recovery outside limits due to matrix
H	Holding times for preparation or analysis exceeded	Narr	See case narrative
N	Analyte not NELAC certified	NC	Not confirmed
B	Analyte detected in the associated method blank	<	Less than Result value
>	Greater than Result value	J	Estimated value detected below Reporting Limit

Analytical Environmental Services, Inc

Date: 8-Aug-17

Client:	AMEC Foster Wheeler	**Client Sample ID:**	MW-310SAP-0717
Project Name:	AGL Augusta	**Collection Date:**	7/27/2017 11:05:00 AM
Lab ID:	1707O97-005	**Matrix:**	Groundwater

Analyses	Result	Reporting Limit	Qual	Units	BatchID	Dilution Factor	Date Analyzed	Analyst
Volatile Organic Compounds by GC/MS SW8260B				**(SW5030B)**				
Acetone	BRL	50		ug/L	246357	1	08/02/2017 20:29	NP
Benzene	BRL	5.0		ug/L	246357	1	08/02/2017 20:29	NP
Carbon disulfide	BRL	5.0		ug/L	246357	1	08/02/2017 20:29	NP
Ethylbenzene	BRL	5.0		ug/L	246357	1	08/02/2017 20:29	NP
Methylene chloride	BRL	5.0		ug/L	246357	1	08/02/2017 20:29	NP
Trichloroethene	BRL	5.0		ug/L	246357	1	08/02/2017 20:29	NP
Toluene	BRL	5.0		ug/L	246357	1	08/02/2017 20:29	NP
Xylenes, Total	BRL	5.0		ug/L	246357	1	08/02/2017 20:29	NP
Surr: 4-Bromofluorobenzene	77.6	66.1-129		%REC	246357	1	08/02/2017 20:29	NP
Surr: Dibromofluoromethane	121	83.6-123		%REC	246357	1	08/02/2017 20:29	NP
Surr: Toluene-d8	102	81.8-118		%REC	246357	1	08/02/2017 20:29	NP
Total Metals by ICP/MS SW6020B				**(SW3005A)**				
Antimony	BRL	0.00600		mg/L	246195	1	08/03/2017 18:21	JR
Arsenic	BRL	0.0500		mg/L	246195	1	08/03/2017 18:21	JR
Barium	0.0724	0.00400		mg/L	246195	1	08/03/2017 18:21	JR
Beryllium	BRL	0.00400		mg/L	246195	1	08/03/2017 18:21	JR
Cadmium	BRL	0.00500		mg/L	246195	1	08/03/2017 18:21	JR
Chromium	BRL	0.0100		mg/L	246195	1	08/03/2017 18:21	JR
Copper	BRL	0.0100		mg/L	246195	1	08/03/2017 18:21	JR
Lead	BRL	0.0100		mg/L	246195	1	08/03/2017 18:21	JR
Nickel	0.386	0.0200		mg/L	246195	1	08/03/2017 18:21	JR
Selenium	BRL	0.0200		mg/L	246195	1	08/03/2017 18:21	JR
Thallium	BRL	0.00200		mg/L	246195	1	08/03/2017 18:21	JR
Vanadium	BRL	0.0100		mg/L	246195	1	08/03/2017 18:21	JR
Zinc	BRL	0.0200		mg/L	246195	1	08/03/2017 18:21	JR
SIM Polynuclear Aromatic Hydrocarbons SW8270D				**(SW3510C)**				
Naphthalene	BRL	0.50		ug/L	246181	1	07/31/2017 23:08	YH
Acenaphthylene	BRL	1.0		ug/L	246181	1	07/31/2017 23:08	YH
Acenaphthene	BRL	0.50		ug/L	246181	1	07/31/2017 23:08	YH
Fluorene	BRL	0.10		ug/L	246181	1	07/31/2017 23:08	YH
Phenanthrene	BRL	0.050		ug/L	246181	1	07/31/2017 23:08	YH
Anthracene	BRL	0.050		ug/L	246181	1	07/31/2017 23:08	YH
Fluoranthene	BRL	0.10		ug/L	246181	1	07/31/2017 23:08	YH
Pyrene	BRL	0.050		ug/L	246181	1	07/31/2017 23:08	YH
Benz(a)anthracene	BRL	0.050		ug/L	246181	1	07/31/2017 23:08	YH
Chrysene	BRL	0.050		ug/L	246181	1	07/31/2017 23:08	YH
Benzo(b)fluoranthene	BRL	0.10		ug/L	246181	1	07/31/2017 23:08	YH
Benzo(k)fluoranthene	BRL	0.050		ug/L	246181	1	07/31/2017 23:08	YH
Benzo(a)pyrene	BRL	0.050		ug/L	246181	1	07/31/2017 23:08	YH

Qualifiers:

*	Value exceeds maximum contaminant level	E	Estimated (value above quantitation range)
BRL	Below reporting limit	S	Spike Recovery outside limits due to matrix
H	Holding times for preparation or analysis exceeded	Narr	See case narrative
N	Analyte not NELAC certified	NC	Not confirmed
B	Analyte detected in the associated method blank	<	Less than Result value
>	Greater than Result value	J	Estimated value detected below Reporting Limit

Analytical Environmental Services, Inc **Date:** 8-Aug-17

Client:	AMEC Foster Wheeler	**Client Sample ID:**	MW-310SAP-0717
Project Name:	AGL Augusta	**Collection Date:**	7/27/2017 11:05:00 AM
Lab ID:	1707O97-005	**Matrix:**	Groundwater

Analyses	Result	Reporting Limit	Qual	Units	BatchID	Dilution Factor	Date Analyzed	Analyst
SIM Polynuclear Aromatic Hydrocarbons SW8270D					**(SW3510C)**			
Indeno(1,2,3-cd)pyrene	BRL	0.050		ug/L	246181	1	07/31/2017 23:08	YH
Dibenz(a,h)anthracene	BRL	0.10		ug/L	246181	1	07/31/2017 23:08	YH
Benzo(g,h,i)perylene	BRL	0.10		ug/L	246181	1	07/31/2017 23:08	YH
Surr: 4-Terphenyl-d14	94.7	58.5-125		%REC	246181	1	07/31/2017 23:08	YH
Mercury, Total SW7470A					**(SW7470A)**			
Mercury	BRL	0.00020		mg/L	246302	1	08/05/2017 20:43	AS
Cyanide SW9014					**(SW9010C)**			
Cyanide, Total	BRL	0.010		mg/L	246390	1	08/03/2017 10:00	AK

Qualifiers:

*	Value exceeds maximum contaminant level	E	Estimated (value above quantitation range)
BRL	Below reporting limit	S	Spike Recovery outside limits due to matrix
H	Holding times for preparation or analysis exceeded	Narr	See case narrative
N	Analyte not NELAC certified	NC	Not confirmed
B	Analyte detected in the associated method blank	<	Less than Result value
>	Greater than Result value	J	Estimated value detected below Reporting Limit

Analytical Environmental Services, Inc

Date: 8-Aug-17

Client:	AMEC Foster Wheeler	**Client Sample ID:**	MW-401S-0717
Project Name:	AGL Augusta	**Collection Date:**	7/27/2017 1:06:00 PM
Lab ID:	1707O97-006	**Matrix:**	Groundwater

Analyses	Result	Reporting Limit	Qual	Units	BatchID	Dilution Factor	Date Analyzed	Analyst
Volatile Organic Compounds by GC/MS SW8260B				**(SW5030B)**				
Acetone	BRL	50		ug/L	246357	1	08/02/2017 20:53	NP
Benzene	BRL	5.0		ug/L	246357	1	08/02/2017 20:53	NP
Carbon disulfide	BRL	5.0		ug/L	246357	1	08/02/2017 20:53	NP
Ethylbenzene	BRL	5.0		ug/L	246357	1	08/02/2017 20:53	NP
Methylene chloride	BRL	5.0		ug/L	246357	1	08/02/2017 20:53	NP
Trichloroethene	BRL	5.0		ug/L	246357	1	08/02/2017 20:53	NP
Toluene	BRL	5.0		ug/L	246357	1	08/02/2017 20:53	NP
Xylenes, Total	BRL	5.0		ug/L	246357	1	08/02/2017 20:53	NP
Surr: 4-Bromofluorobenzene	81.5	66.1-129		%REC	246357	1	08/02/2017 20:53	NP
Surr: Dibromofluoromethane	114	83.6-123		%REC	246357	1	08/02/2017 20:53	NP
Surr: Toluene-d8	99.2	81.8-118		%REC	246357	1	08/02/2017 20:53	NP
Total Metals by ICP/MS SW6020B				**(SW3005A)**				
Antimony	BRL	0.00600		mg/L	246195	1	08/03/2017 18:27	JR
Arsenic	BRL	0.0500		mg/L	246195	1	08/03/2017 18:27	JR
Barium	0.104	0.00400		mg/L	246195	1	08/03/2017 18:27	JR
Beryllium	BRL	0.00400		mg/L	246195	1	08/03/2017 18:27	JR
Cadmium	BRL	0.00500		mg/L	246195	1	08/03/2017 18:27	JR
Chromium	BRL	0.0100		mg/L	246195	1	08/03/2017 18:27	JR
Copper	BRL	0.0100		mg/L	246195	1	08/03/2017 18:27	JR
Lead	BRL	0.0100		mg/L	246195	1	08/03/2017 18:27	JR
Nickel	BRL	0.0200		mg/L	246195	1	08/03/2017 18:27	JR
Selenium	BRL	0.0200		mg/L	246195	1	08/03/2017 18:27	JR
Thallium	BRL	0.00200		mg/L	246195	1	08/03/2017 18:27	JR
Vanadium	BRL	0.0100		mg/L	246195	1	08/03/2017 18:27	JR
Zinc	BRL	0.0200		mg/L	246195	1	08/03/2017 18:27	JR
SIM Polynuclear Aromatic Hydrocarbons SW8270D				**(SW3510C)**				
Naphthalene	BRL	0.50		ug/L	246181	1	07/31/2017 23:34	YH
Acenaphthylene	BRL	1.0		ug/L	246181	1	07/31/2017 23:34	YH
Acenaphthene	BRL	0.50		ug/L	246181	1	07/31/2017 23:34	YH
Fluorene	BRL	0.10		ug/L	246181	1	07/31/2017 23:34	YH
Phenanthrene	BRL	0.050		ug/L	246181	1	07/31/2017 23:34	YH
Anthracene	BRL	0.050		ug/L	246181	1	07/31/2017 23:34	YH
Fluoranthene	BRL	0.10		ug/L	246181	1	07/31/2017 23:34	YH
Pyrene	BRL	0.050		ug/L	246181	1	07/31/2017 23:34	YH
Benz(a)anthracene	BRL	0.050		ug/L	246181	1	07/31/2017 23:34	YH
Chrysene	BRL	0.050		ug/L	246181	1	07/31/2017 23:34	YH
Benzo(b)fluoranthene	BRL	0.10		ug/L	246181	1	07/31/2017 23:34	YH
Benzo(k)fluoranthene	BRL	0.050		ug/L	246181	1	07/31/2017 23:34	YH
Benzo(a)pyrene	BRL	0.050		ug/L	246181	1	07/31/2017 23:34	YH

Qualifiers:

*	Value exceeds maximum contaminant level	E	Estimated (value above quantitation range)
BRL	Below reporting limit	S	Spike Recovery outside limits due to matrix
H	Holding times for preparation or analysis exceeded	Narr	See case narrative
N	Analyte not NELAC certified	NC	Not confirmed
B	Analyte detected in the associated method blank	<	Less than Result value
>	Greater than Result value	J	Estimated value detected below Reporting Limit

Analytical Environmental Services, Inc **Date:** 8-Aug-17

Client:	AMEC Foster Wheeler	**Client Sample ID:**	MW-401S-0717
Project Name:	AGL Augusta	**Collection Date:**	7/27/2017 1:06:00 PM
Lab ID:	1707O97-006	**Matrix:**	Groundwater

Analyses	Result	Reporting Limit	Qual	Units	BatchID	Dilution Factor	Date Analyzed	Analyst
SIM Polynuclear Aromatic Hydrocarbons SW8270D				**(SW3510C)**				
Indeno(1,2,3-cd)pyrene	BRL	0.050		ug/L	246181	1	07/31/2017 23:34	YH
Dibenz(a,h)anthracene	BRL	0.10		ug/L	246181	1	07/31/2017 23:34	YH
Benzo(g,h,i)perylene	BRL	0.10		ug/L	246181	1	07/31/2017 23:34	YH
Surr: 4-Terphenyl-d14	99.6	58.5-125		%REC	246181	1	07/31/2017 23:34	YH
Mercury, Total SW7470A				**(SW7470A)**				
Mercury	BRL	0.00020		mg/L	246302	1	08/05/2017 20:47	AS
Cyanide SW9014				**(SW9010C)**				
Cyanide, Total	BRL	0.010		mg/L	246390	1	08/03/2017 10:00	AK

Qualifiers:

*	Value exceeds maximum contaminant level	E	Estimated (value above quantitation range)
BRL	Below reporting limit	S	Spike Recovery outside limits due to matrix
H	Holding times for preparation or analysis exceeded	Narr	See case narrative
N	Analyte not NELAC certified	NC	Not confirmed
B	Analyte detected in the associated method blank	<	Less than Result value
>	Greater than Result value	J	Estimated value detected below Reporting Limit

Analytical Environmental Services, Inc **Date:** 8-Aug-17

Client:	AMEC Foster Wheeler	**Client Sample ID:**	DUP-4-0717
Project Name:	AGL Augusta	**Collection Date:**	7/27/2017 12:00:00 PM
Lab ID:	1707O97-007	**Matrix:**	Groundwater

Analyses	Result	Reporting Limit	Qual	Units	BatchID	Dilution Factor	Date Analyzed	Analyst
Volatile Organic Compounds by GC/MS SW8260B				**(SW5030B)**				
Acetone	BRL	50		ug/L	246357	1	08/02/2017 21:17	NP
Benzene	BRL	5.0		ug/L	246357	1	08/02/2017 21:17	NP
Carbon disulfide	BRL	5.0		ug/L	246357	1	08/02/2017 21:17	NP
Ethylbenzene	BRL	5.0		ug/L	246357	1	08/02/2017 21:17	NP
Methylene chloride	BRL	5.0		ug/L	246357	1	08/02/2017 21:17	NP
Trichloroethene	BRL	5.0		ug/L	246357	1	08/02/2017 21:17	NP
Toluene	BRL	5.0		ug/L	246357	1	08/02/2017 21:17	NP
Xylenes, Total	BRL	5.0		ug/L	246357	1	08/02/2017 21:17	NP
Surr: 4-Bromofluorobenzene	83.4	66.1-129		%REC	246357	1	08/02/2017 21:17	NP
Surr: Dibromofluoromethane	119	83.6-123		%REC	246357	1	08/02/2017 21:17	NP
Surr: Toluene-d8	103	81.8-118		%REC	246357	1	08/02/2017 21:17	NP
Total Metals by ICP/MS SW6020B				**(SW3005A)**				
Antimony	BRL	0.00600		mg/L	246195	1	08/03/2017 18:33	JR
Arsenic	BRL	0.0500		mg/L	246195	1	08/03/2017 18:33	JR
Barium	0.106	0.00400		mg/L	246195	1	08/03/2017 18:33	JR
Beryllium	BRL	0.00400		mg/L	246195	1	08/03/2017 18:33	JR
Cadmium	BRL	0.00500		mg/L	246195	1	08/03/2017 18:33	JR
Chromium	BRL	0.0100		mg/L	246195	1	08/03/2017 18:33	JR
Copper	BRL	0.0100		mg/L	246195	1	08/03/2017 18:33	JR
Lead	BRL	0.0100		mg/L	246195	1	08/03/2017 18:33	JR
Nickel	BRL	0.0200		mg/L	246195	1	08/03/2017 18:33	JR
Selenium	BRL	0.0200		mg/L	246195	1	08/03/2017 18:33	JR
Thallium	BRL	0.00200		mg/L	246195	1	08/03/2017 18:33	JR
Vanadium	BRL	0.0100		mg/L	246195	1	08/03/2017 18:33	JR
Zinc	BRL	0.0200		mg/L	246195	1	08/03/2017 18:33	JR
SIM Polynuclear Aromatic Hydrocarbons SW8270D				**(SW3510C)**				
Naphthalene	BRL	0.50		ug/L	246181	1	08/01/2017 00:00	YH
Acenaphthylene	BRL	1.0		ug/L	246181	1	08/01/2017 00:00	YH
Acenaphthene	BRL	0.50		ug/L	246181	1	08/01/2017 00:00	YH
Fluorene	BRL	0.10		ug/L	246181	1	08/01/2017 00:00	YH
Phenanthrene	BRL	0.050		ug/L	246181	1	08/01/2017 00:00	YH
Anthracene	BRL	0.050		ug/L	246181	1	08/01/2017 00:00	YH
Fluoranthene	BRL	0.10		ug/L	246181	1	08/01/2017 00:00	YH
Pyrene	BRL	0.050		ug/L	246181	1	08/01/2017 00:00	YH
Benz(a)anthracene	BRL	0.050		ug/L	246181	1	08/01/2017 00:00	YH
Chrysene	BRL	0.050		ug/L	246181	1	08/01/2017 00:00	YH
Benzo(b)fluoranthene	BRL	0.10		ug/L	246181	1	08/01/2017 00:00	YH
Benzo(k)fluoranthene	BRL	0.050		ug/L	246181	1	08/01/2017 00:00	YH
Benzo(a)pyrene	BRL	0.050		ug/L	246181	1	08/01/2017 00:00	YH

Qualifiers:

*	Value exceeds maximum contaminant level	E	Estimated (value above quantitation range)
BRL	Below reporting limit	S	Spike Recovery outside limits due to matrix
H	Holding times for preparation or analysis exceeded	Narr	See case narrative
N	Analyte not NELAC certified	NC	Not confirmed
B	Analyte detected in the associated method blank	<	Less than Result value
>	Greater than Result value	J	Estimated value detected below Reporting Limit

Analytical Environmental Services, Inc **Date:** 8-Aug-17

Client:	AMEC Foster Wheeler	**Client Sample ID:**	DUP-4-0717
Project Name:	AGL Augusta	**Collection Date:**	7/27/2017 12:00:00 PM
Lab ID:	1707O97-007	**Matrix:**	Groundwater

Analyses	Result	Reporting Limit	Qual	Units	BatchID	Dilution Factor	Date Analyzed	Analyst
SIM Polynuclear Aromatic Hydrocarbons SW8270D				**(SW3510C)**				
Indeno(1,2,3-cd)pyrene	BRL	0.050		ug/L	246181	1	08/01/2017 00:00	YH
Dibenz(a,h)anthracene	BRL	0.10		ug/L	246181	1	08/01/2017 00:00	YH
Benzo(g,h,i)perylene	BRL	0.10		ug/L	246181	1	08/01/2017 00:00	YH
Surr: 4-Terphenyl-d14	95.7	58.5-125		%REC	246181	1	08/01/2017 00:00	YH
Mercury, Total SW7470A				**(SW7470A)**				
Mercury	BRL	0.00020		mg/L	246302	1	08/05/2017 20:50	AS
Cyanide SW9014				**(SW9010C)**				
Cyanide, Total	BRL	0.010		mg/L	246390	1	08/03/2017 10:00	AK

Qualifiers:

*	Value exceeds maximum contaminant level	E	Estimated (value above quantitation range)
BRL	Below reporting limit	S	Spike Recovery outside limits due to matrix
H	Holding times for preparation or analysis exceeded	Narr	See case narrative
N	Analyte not NELAC certified	NC	Not confirmed
B	Analyte detected in the associated method blank	<	Less than Result value
>	Greater than Result value	J	Estimated value detected below Reporting Limit

Analytical Environmental Services, Inc

Date: 8-Aug-17

Client:	AMEC Foster Wheeler	**Client Sample ID:**	MW-401D-0717
Project Name:	AGL Augusta	**Collection Date:**	7/27/2017 2:51:00 PM
Lab ID:	1707O97-008	**Matrix:**	Groundwater

Analyses	Result	Reporting Limit	Qual	Units	BatchID	Dilution Factor	Date Analyzed	Analyst
Volatile Organic Compounds by GC/MS SW8260B				**(SW5030B)**				
Acetone	BRL	50		ug/L	246357	1	08/02/2017 21:40	NP
Benzene	BRL	5.0		ug/L	246357	1	08/02/2017 21:40	NP
Carbon disulfide	BRL	5.0		ug/L	246357	1	08/02/2017 21:40	NP
Ethylbenzene	BRL	5.0		ug/L	246357	1	08/02/2017 21:40	NP
Methylene chloride	BRL	5.0		ug/L	246357	1	08/02/2017 21:40	NP
Trichloroethene	10	5.0		ug/L	246357	1	08/02/2017 21:40	NP
Toluene	BRL	5.0		ug/L	246357	1	08/02/2017 21:40	NP
Xylenes, Total	BRL	5.0		ug/L	246357	1	08/02/2017 21:40	NP
Surr: 4-Bromofluorobenzene	81.2	66.1-129		%REC	246357	1	08/02/2017 21:40	NP
Surr: Dibromofluoromethane	120	83.6-123		%REC	246357	1	08/02/2017 21:40	NP
Surr: Toluene-d8	103	81.8-118		%REC	246357	1	08/02/2017 21:40	NP
Total Metals by ICP/MS SW6020B				**(SW3005A)**				
Antimony	BRL	0.00600		mg/L	246195	1	08/03/2017 18:39	JR
Arsenic	BRL	0.0500		mg/L	246195	1	08/03/2017 18:39	JR
Barium	0.0728	0.00400		mg/L	246195	1	08/03/2017 18:39	JR
Beryllium	BRL	0.00400		mg/L	246195	1	08/03/2017 18:39	JR
Cadmium	0.0162	0.00500		mg/L	246195	1	08/03/2017 18:39	JR
Chromium	BRL	0.0100		mg/L	246195	1	08/03/2017 18:39	JR
Copper	BRL	0.0100		mg/L	246195	1	08/03/2017 18:39	JR
Lead	BRL	0.0100		mg/L	246195	1	08/03/2017 18:39	JR
Nickel	BRL	0.0200		mg/L	246195	1	08/03/2017 18:39	JR
Selenium	BRL	0.0200		mg/L	246195	1	08/03/2017 18:39	JR
Thallium	BRL	0.00200		mg/L	246195	1	08/03/2017 18:39	JR
Vanadium	BRL	0.0100		mg/L	246195	1	08/03/2017 18:39	JR
Zinc	BRL	0.0200		mg/L	246195	1	08/03/2017 18:39	JR
SIM Polynuclear Aromatic Hydrocarbons SW8270D				**(SW3510C)**				
Naphthalene	BRL	0.50		ug/L	246181	1	08/01/2017 00:27	YH
Acenaphthylene	BRL	1.0		ug/L	246181	1	08/01/2017 00:27	YH
Acenaphthene	BRL	0.50		ug/L	246181	1	08/01/2017 00:27	YH
Fluorene	BRL	0.10		ug/L	246181	1	08/01/2017 00:27	YH
Phenanthrene	BRL	0.050		ug/L	246181	1	08/01/2017 00:27	YH
Anthracene	BRL	0.050		ug/L	246181	1	08/01/2017 00:27	YH
Fluoranthene	BRL	0.10		ug/L	246181	1	08/01/2017 00:27	YH
Pyrene	BRL	0.050		ug/L	246181	1	08/01/2017 00:27	YH
Benz(a)anthracene	BRL	0.050		ug/L	246181	1	08/01/2017 00:27	YH
Chrysene	BRL	0.050		ug/L	246181	1	08/01/2017 00:27	YH
Benzo(b)fluoranthene	BRL	0.10		ug/L	246181	1	08/01/2017 00:27	YH
Benzo(k)fluoranthene	BRL	0.050		ug/L	246181	1	08/01/2017 00:27	YH
Benzo(a)pyrene	BRL	0.050		ug/L	246181	1	08/01/2017 00:27	YH

Qualifiers:

*	Value exceeds maximum contaminant level	E	Estimated (value above quantitation range)
BRL	Below reporting limit	S	Spike Recovery outside limits due to matrix
H	Holding times for preparation or analysis exceeded	Narr	See case narrative
N	Analyte not NELAC certified	NC	Not confirmed
B	Analyte detected in the associated method blank	<	Less than Result value
>	Greater than Result value	J	Estimated value detected below Reporting Limit

Analytical Environmental Services, Inc **Date:** 8-Aug-17

Client:	AMEC Foster Wheeler	**Client Sample ID:**	MW-401D-0717
Project Name:	AGL Augusta	**Collection Date:**	7/27/2017 2:51:00 PM
Lab ID:	1707O97-008	**Matrix:**	Groundwater

Analyses	Result	Reporting Limit	Qual	Units	BatchID	Dilution Factor	Date Analyzed	Analyst
SIM Polynuclear Aromatic Hydrocarbons SW8270D				**(SW3510C)**				
Indeno(1,2,3-cd)pyrene	BRL	0.050		ug/L	246181	1	08/01/2017 00:27	YH
Dibenz(a,h)anthracene	BRL	0.10		ug/L	246181	1	08/01/2017 00:27	YH
Benzo(g,h,i)perylene	BRL	0.10		ug/L	246181	1	08/01/2017 00:27	YH
Surr: 4-Terphenyl-d14	101	58.5-125		%REC	246181	1	08/01/2017 00:27	YH
Mercury, Total SW7470A				**(SW7470A)**				
Mercury	BRL	0.00020		mg/L	246302	1	08/06/2017 18:27	AS
Cyanide SW9014				**(SW9010C)**				
Cyanide, Total	BRL	0.010		mg/L	246390	1	08/03/2017 10:00	AK

Qualifiers:

*	Value exceeds maximum contaminant level	E	Estimated (value above quantitation range)
BRL	Below reporting limit	S	Spike Recovery outside limits due to matrix
H	Holding times for preparation or analysis exceeded	Narr	See case narrative
N	Analyte not NELAC certified	NC	Not confirmed
B	Analyte detected in the associated method blank	<	Less than Result value
>	Greater than Result value	J	Estimated value detected below Reporting Limit

Analytical Environmental Services, Inc **Date:** 8-Aug-17

Client:	AMEC Foster Wheeler	**Client Sample ID:**	DUP-6-0717
Project Name:	AGL Augusta	**Collection Date:**	7/27/2017 12:00:00 PM
Lab ID:	1707O97-009	**Matrix:**	Groundwater

Analyses	Result	Reporting Limit	Qual	Units	BatchID	Dilution Factor	Date Analyzed	Analyst
Volatile Organic Compounds by GC/MS SW8260B				**(SW5030B)**				
Acetone	BRL	50		ug/L	246357	1	08/02/2017 22:04	NP
Benzene	BRL	5.0		ug/L	246357	1	08/02/2017 22:04	NP
Carbon disulfide	BRL	5.0		ug/L	246357	1	08/02/2017 22:04	NP
Ethylbenzene	BRL	5.0		ug/L	246357	1	08/02/2017 22:04	NP
Methylene chloride	BRL	5.0		ug/L	246357	1	08/02/2017 22:04	NP
Trichloroethene	11	5.0		ug/L	246357	1	08/02/2017 22:04	NP
Toluene	BRL	5.0		ug/L	246357	1	08/02/2017 22:04	NP
Xylenes, Total	BRL	5.0		ug/L	246357	1	08/02/2017 22:04	NP
Surr: 4-Bromofluorobenzene	79.7	66.1-129		%REC	246357	1	08/02/2017 22:04	NP
Surr: Dibromofluoromethane	120	83.6-123		%REC	246357	1	08/02/2017 22:04	NP
Surr: Toluene-d8	104	81.8-118		%REC	246357	1	08/02/2017 22:04	NP
Total Metals by ICP/MS SW6020B				**(SW3005A)**				
Antimony	BRL	0.00600		mg/L	246195	1	08/03/2017 19:04	JR
Arsenic	BRL	0.0500		mg/L	246195	1	08/03/2017 19:04	JR
Barium	0.0725	0.00400		mg/L	246195	1	08/03/2017 19:04	JR
Beryllium	BRL	0.00400		mg/L	246195	1	08/03/2017 19:04	JR
Cadmium	0.0174	0.00500		mg/L	246195	1	08/03/2017 19:04	JR
Chromium	BRL	0.0100		mg/L	246195	1	08/03/2017 19:04	JR
Copper	BRL	0.0100		mg/L	246195	1	08/03/2017 19:04	JR
Lead	BRL	0.0100		mg/L	246195	1	08/03/2017 19:04	JR
Nickel	BRL	0.0200		mg/L	246195	1	08/03/2017 19:04	JR
Selenium	BRL	0.0200		mg/L	246195	1	08/03/2017 19:04	JR
Thallium	BRL	0.00200		mg/L	246195	1	08/03/2017 19:04	JR
Vanadium	BRL	0.0100		mg/L	246195	1	08/03/2017 19:04	JR
Zinc	BRL	0.0200		mg/L	246195	1	08/03/2017 19:04	JR
SIM Polynuclear Aromatic Hydrocarbons SW8270D				**(SW3510C)**				
Naphthalene	BRL	0.50		ug/L	246181	1	08/01/2017 00:53	YH
Acenaphthylene	BRL	1.0		ug/L	246181	1	08/01/2017 00:53	YH
Acenaphthene	BRL	0.50		ug/L	246181	1	08/01/2017 00:53	YH
Fluorene	BRL	0.10		ug/L	246181	1	08/01/2017 00:53	YH
Phenanthrene	BRL	0.050		ug/L	246181	1	08/01/2017 00:53	YH
Anthracene	BRL	0.050		ug/L	246181	1	08/01/2017 00:53	YH
Fluoranthene	BRL	0.10		ug/L	246181	1	08/01/2017 00:53	YH
Pyrene	BRL	0.050		ug/L	246181	1	08/01/2017 00:53	YH
Benz(a)anthracene	BRL	0.050		ug/L	246181	1	08/01/2017 00:53	YH
Chrysene	BRL	0.050		ug/L	246181	1	08/01/2017 00:53	YH
Benzo(b)fluoranthene	BRL	0.10		ug/L	246181	1	08/01/2017 00:53	YH
Benzo(k)fluoranthene	BRL	0.050		ug/L	246181	1	08/01/2017 00:53	YH
Benzo(a)pyrene	BRL	0.050		ug/L	246181	1	08/01/2017 00:53	YH

Qualifiers:

*	Value exceeds maximum contaminant level	E	Estimated (value above quantitation range)
BRL	Below reporting limit	S	Spike Recovery outside limits due to matrix
H	Holding times for preparation or analysis exceeded	Narr	See case narrative
N	Analyte not NELAC certified	NC	Not confirmed
B	Analyte detected in the associated method blank	<	Less than Result value
>	Greater than Result value	J	Estimated value detected below Reporting Limit

Analytical Environmental Services, Inc **Date:** 8-Aug-17

Client:	AMEC Foster Wheeler	**Client Sample ID:**	DUP-6-0717
Project Name:	AGL Augusta	**Collection Date:**	7/27/2017 12:00:00 PM
Lab ID:	1707O97-009	**Matrix:**	Groundwater

Analyses	Result	Reporting Limit	Qual	Units	BatchID	Dilution Factor	Date Analyzed	Analyst
SIM Polynuclear Aromatic Hydrocarbons SW8270D				**(SW3510C)**				
Indeno(1,2,3-cd)pyrene	BRL	0.050		ug/L	246181	1	08/01/2017 00:53	YH
Dibenz(a,h)anthracene	BRL	0.10		ug/L	246181	1	08/01/2017 00:53	YH
Benzo(g,h,i)perylene	BRL	0.10		ug/L	246181	1	08/01/2017 00:53	YH
Surr: 4-Terphenyl-d14	93.5	58.5-125		%REC	246181	1	08/01/2017 00:53	YH
Mercury, Total SW7470A				**(SW7470A)**				
Mercury	BRL	0.00020		mg/L	246302	1	08/06/2017 18:31	AS
Cyanide SW9014				**(SW9010C)**				
Cyanide, Total	BRL	0.010		mg/L	246390	1	08/03/2017 10:00	AK

Qualifiers:

*	Value exceeds maximum contaminant level	E	Estimated (value above quantitation range)
BRL	Below reporting limit	S	Spike Recovery outside limits due to matrix
H	Holding times for preparation or analysis exceeded	Narr	See case narrative
N	Analyte not NELAC certified	NC	Not confirmed
B	Analyte detected in the associated method blank	<	Less than Result value
>	Greater than Result value	J	Estimated value detected below Reporting Limit

Analytical Environmental Services, Inc

Date: 8-Aug-17

Client:	AMEC Foster Wheeler	**Client Sample ID:**	MW-401SAP-0717
Project Name:	AGL Augusta	**Collection Date:**	7/27/2017 4:21:00 PM
Lab ID:	1707O97-010	**Matrix:**	Groundwater

Analyses	Result	Reporting Limit	Qual	Units	BatchID	Dilution Factor	Date Analyzed	Analyst
Volatile Organic Compounds by GC/MS SW8260B				**(SW5030B)**				
Acetone	BRL	50		ug/L	246357	1	08/02/2017 22:28	NP
Benzene	BRL	5.0		ug/L	246357	1	08/02/2017 22:28	NP
Carbon disulfide	BRL	5.0		ug/L	246357	1	08/02/2017 22:28	NP
Ethylbenzene	BRL	5.0		ug/L	246357	1	08/02/2017 22:28	NP
Methylene chloride	BRL	5.0		ug/L	246357	1	08/02/2017 22:28	NP
Trichloroethene	5.0	5.0		ug/L	246357	1	08/02/2017 22:28	NP
Toluene	BRL	5.0		ug/L	246357	1	08/02/2017 22:28	NP
Xylenes, Total	BRL	5.0		ug/L	246357	1	08/02/2017 22:28	NP
Surr: 4-Bromofluorobenzene	81.5	66.1-129		%REC	246357	1	08/02/2017 22:28	NP
Surr: Dibromofluoromethane	119	83.6-123		%REC	246357	1	08/02/2017 22:28	NP
Surr: Toluene-d8	102	81.8-118		%REC	246357	1	08/02/2017 22:28	NP
Total Metals by ICP/MS SW6020B				**(SW3005A)**				
Antimony	BRL	0.00600		mg/L	246195	1	08/03/2017 19:10	JR
Arsenic	BRL	0.0500		mg/L	246195	1	08/03/2017 19:10	JR
Barium	0.0831	0.00400		mg/L	246195	1	08/03/2017 19:10	JR
Beryllium	BRL	0.00400		mg/L	246195	1	08/03/2017 19:10	JR
Cadmium	0.0143	0.00500		mg/L	246195	1	08/03/2017 19:10	JR
Chromium	BRL	0.0100		mg/L	246195	1	08/03/2017 19:10	JR
Copper	BRL	0.0100		mg/L	246195	1	08/03/2017 19:10	JR
Lead	BRL	0.0100		mg/L	246195	1	08/03/2017 19:10	JR
Nickel	BRL	0.0200		mg/L	246195	1	08/03/2017 19:10	JR
Selenium	BRL	0.0200		mg/L	246195	1	08/03/2017 19:10	JR
Thallium	BRL	0.00200		mg/L	246195	1	08/03/2017 19:10	JR
Vanadium	BRL	0.0100		mg/L	246195	1	08/03/2017 19:10	JR
Zinc	0.0292	0.0200		mg/L	246195	1	08/03/2017 19:10	JR
SIM Polynuclear Aromatic Hydrocarbons SW8270D				**(SW3510C)**				
Naphthalene	BRL	0.50		ug/L	246181	1	08/01/2017 01:19	YH
Acenaphthylene	BRL	1.0		ug/L	246181	1	08/01/2017 01:19	YH
Acenaphthene	BRL	0.50		ug/L	246181	1	08/01/2017 01:19	YH
Fluorene	BRL	0.10		ug/L	246181	1	08/01/2017 01:19	YH
Phenanthrene	BRL	0.050		ug/L	246181	1	08/01/2017 01:19	YH
Anthracene	BRL	0.050		ug/L	246181	1	08/01/2017 01:19	YH
Fluoranthene	BRL	0.10		ug/L	246181	1	08/01/2017 01:19	YH
Pyrene	BRL	0.050		ug/L	246181	1	08/01/2017 01:19	YH
Benz(a)anthracene	BRL	0.050		ug/L	246181	1	08/01/2017 01:19	YH
Chrysene	BRL	0.050		ug/L	246181	1	08/01/2017 01:19	YH
Benzo(b)fluoranthene	BRL	0.10		ug/L	246181	1	08/01/2017 01:19	YH
Benzo(k)fluoranthene	BRL	0.050		ug/L	246181	1	08/01/2017 01:19	YH
Benzo(a)pyrene	BRL	0.050		ug/L	246181	1	08/01/2017 01:19	YH

Qualifiers:

*	Value exceeds maximum contaminant level	E	Estimated (value above quantitation range)
BRL	Below reporting limit	S	Spike Recovery outside limits due to matrix
H	Holding times for preparation or analysis exceeded	Narr	See case narrative
N	Analyte not NELAC certified	NC	Not confirmed
B	Analyte detected in the associated method blank	<	Less than Result value
>	Greater than Result value	J	Estimated value detected below Reporting Limit

Analytical Environmental Services, Inc

Date: 8-Aug-17

Client:	AMEC Foster Wheeler	**Client Sample ID:**	MW-401SAP-0717
Project Name:	AGL Augusta	**Collection Date:**	7/27/2017 4:21:00 PM
Lab ID:	1707O97-010	**Matrix:**	Groundwater

Analyses	Result	Reporting Limit	Qual	Units	BatchID	Dilution Factor	Date Analyzed	Analyst
SIM Polynuclear Aromatic Hydrocarbons SW8270D					**(SW3510C)**			
Indeno(1,2,3-cd)pyrene	BRL	0.050		ug/L	246181	1	08/01/2017 01:19	YH
Dibenz(a,h)anthracene	BRL	0.10		ug/L	246181	1	08/01/2017 01:19	YH
Benzo(g,h,i)perylene	BRL	0.10		ug/L	246181	1	08/01/2017 01:19	YH
Surr: 4-Terphenyl-d14	101	58.5-125		%REC	246181	1	08/01/2017 01:19	YH
Mercury, Total SW7470A					**(SW7470A)**			
Mercury	BRL	0.00020		mg/L	246302	1	08/06/2017 18:34	AS
Cyanide SW9014					**(SW9010C)**			
Cyanide, Total	BRL	0.010		mg/L	246390	1	08/03/2017 10:00	AK

Qualifiers:

*	Value exceeds maximum contaminant level	E	Estimated (value above quantitation range)
BRL	Below reporting limit	S	Spike Recovery outside limits due to matrix
H	Holding times for preparation or analysis exceeded	Narr	See case narrative
N	Analyte not NELAC certified	NC	Not confirmed
B	Analyte detected in the associated method blank	<	Less than Result value
>	Greater than Result value	J	Estimated value detected below Reporting Limit

Analytical Environmental Services, Inc

Date: 8-Aug-17

Client:	AMEC Foster Wheeler	**Client Sample ID:**	MW-318-0717
Project Name:	AGL Augusta	**Collection Date:**	7/27/2017 3:10:00 PM
Lab ID:	1707O97-011	**Matrix:**	Groundwater

Analyses	Result	Reporting Limit	Qual	Units	BatchID	Dilution Factor	Date Analyzed	Analyst
Volatile Organic Compounds by GC/MS SW8260B				**(SW5030B)**				
Acetone	BRL	50		ug/L	246357	1	08/02/2017 22:52	NP
Benzene	240	50		ug/L	246357	10	08/02/2017 23:15	NP
Carbon disulfide	BRL	5.0		ug/L	246357	1	08/02/2017 22:52	NP
Ethylbenzene	23	5.0		ug/L	246357	1	08/02/2017 22:52	NP
Methylene chloride	BRL	5.0		ug/L	246357	1	08/02/2017 22:52	NP
Trichloroethene	BRL	5.0		ug/L	246357	1	08/02/2017 22:52	NP
Toluene	BRL	5.0		ug/L	246357	1	08/02/2017 22:52	NP
Xylenes, Total	5.8	5.0		ug/L	246357	1	08/02/2017 22:52	NP
Surr: 4-Bromofluorobenzene	89.3	66.1-129		%REC	246357	10	08/02/2017 23:15	NP
Surr: 4-Bromofluorobenzene	95.1	66.1-129		%REC	246357	1	08/02/2017 22:52	NP
Surr: Dibromofluoromethane	110	83.6-123		%REC	246357	1	08/02/2017 22:52	NP
Surr: Dibromofluoromethane	115	83.6-123		%REC	246357	10	08/02/2017 23:15	NP
Surr: Toluene-d8	95	81.8-118		%REC	246357	1	08/02/2017 22:52	NP
Surr: Toluene-d8	99.2	81.8-118		%REC	246357	10	08/02/2017 23:15	NP
Total Metals by ICP/MS SW6020B				**(SW3005A)**				
Antimony	BRL	0.00600		mg/L	246195	1	08/03/2017 19:16	JR
Arsenic	BRL	0.0500		mg/L	246195	1	08/03/2017 19:16	JR
Barium	0.819	0.00400		mg/L	246195	1	08/03/2017 19:16	JR
Beryllium	BRL	0.00400		mg/L	246195	1	08/03/2017 19:16	JR
Cadmium	BRL	0.00500		mg/L	246195	1	08/03/2017 19:16	JR
Chromium	BRL	0.0100		mg/L	246195	1	08/03/2017 19:16	JR
Copper	BRL	0.0100		mg/L	246195	1	08/03/2017 19:16	JR
Lead	BRL	0.0100		mg/L	246195	1	08/03/2017 19:16	JR
Nickel	BRL	0.0200		mg/L	246195	1	08/03/2017 19:16	JR
Selenium	BRL	0.0200		mg/L	246195	1	08/03/2017 19:16	JR
Thallium	BRL	0.00200		mg/L	246195	1	08/03/2017 19:16	JR
Vanadium	BRL	0.0100		mg/L	246195	1	08/03/2017 19:16	JR
Zinc	BRL	0.0200		mg/L	246195	1	08/03/2017 19:16	JR
SIM Polynuclear Aromatic Hydrocarbons SW8270D				**(SW3510C)**				
Naphthalene	100	50		ug/L	246181	100	08/01/2017 17:29	YH
Acenaphthylene	BRL	1.0		ug/L	246181	1	07/31/2017 16:06	YH
Acenaphthene	16	5.0		ug/L	246181	100	08/01/2017 17:29	YH
Fluorene	2.4	0.10		ug/L	246181	1	07/31/2017 16:06	YH
Phenanthrene	1.6	0.050		ug/L	246181	1	07/31/2017 16:06	YH
Anthracene	0.33	0.050		ug/L	246181	1	07/31/2017 16:06	YH
Fluoranthene	0.13	0.10		ug/L	246181	1	07/31/2017 16:06	YH
Pyrene	0.17	0.050		ug/L	246181	1	07/31/2017 16:06	YH
Benz(a)anthracene	BRL	0.050		ug/L	246181	1	07/31/2017 16:06	YH
Chrysene	BRL	0.050		ug/L	246181	1	07/31/2017 16:06	YH

Qualifiers:

*	Value exceeds maximum contaminant level	E	Estimated (value above quantitation range)
BRL	Below reporting limit	S	Spike Recovery outside limits due to matrix
H	Holding times for preparation or analysis exceeded	Narr	See case narrative
N	Analyte not NELAC certified	NC	Not confirmed
B	Analyte detected in the associated method blank	<	Less than Result value
>	Greater than Result value	J	Estimated value detected below Reporting Limit

Analytical Environmental Services, Inc **Date:** 8-Aug-17

Client:	AMEC Foster Wheeler	**Client Sample ID:**	MW-318-0717
Project Name:	AGL Augusta	**Collection Date:**	7/27/2017 3:10:00 PM
Lab ID:	1707O97-011	**Matrix:**	Groundwater

Analyses	Result	Reporting Limit	Qual	Units	BatchID	Dilution Factor	Date Analyzed	Analyst
SIM Polynuclear Aromatic Hydrocarbons SW8270D				**(SW3510C)**				
Benzo(b)fluoranthene	BRL	0.10		ug/L	246181	1	07/31/2017 16:06	YH
Benzo(k)fluoranthene	BRL	0.050		ug/L	246181	1	07/31/2017 16:06	YH
Benzo(a)pyrene	BRL	0.050		ug/L	246181	1	07/31/2017 16:06	YH
Indeno(1,2,3-cd)pyrene	0.26	0.050		ug/L	246181	1	07/31/2017 16:06	YH
Dibenz(a,h)anthracene	0.23	0.10		ug/L	246181	1	07/31/2017 16:06	YH
Benzo(g,h,i)perylene	0.36	0.10		ug/L	246181	1	07/31/2017 16:06	YH
Surr: 4-Terphenyl-d14	70.2	58.5-125		%REC	246181	1	07/31/2017 16:06	YH
Mercury, Total SW7470A				**(SW7470A)**				
Mercury	BRL	0.00020		mg/L	246302	1	08/06/2017 18:37	AS
Cyanide SW9014				**(SW9010C)**				
Cyanide, Total	BRL	0.010		mg/L	246390	1	08/03/2017 10:00	AK

Qualifiers:

*	Value exceeds maximum contaminant level	E	Estimated (value above quantitation range)
BRL	Below reporting limit	S	Spike Recovery outside limits due to matrix
H	Holding times for preparation or analysis exceeded	Narr	See case narrative
N	Analyte not NELAC certified	NC	Not confirmed
B	Analyte detected in the associated method blank	<	Less than Result value
>	Greater than Result value	J	Estimated value detected below Reporting Limit

Analytical Environmental Services, Inc

Date: 8-Aug-17

Client:	AMEC Foster Wheeler	**Client Sample ID:**	MW-21-0717
Project Name:	AGL Augusta	**Collection Date:**	7/27/2017 1:36:00 PM
Lab ID:	1707O97-012	**Matrix:**	Groundwater

Analyses	Result	Reporting Limit	Qual	Units	BatchID	Dilution Factor	Date Analyzed	Analyst
Volatile Organic Compounds by GC/MS SW8260B				**(SW5030B)**				
Acetone	BRL	50		ug/L	246357	1	08/02/2017 23:39	NP
Benzene	BRL	5.0		ug/L	246357	1	08/02/2017 23:39	NP
Carbon disulfide	BRL	5.0		ug/L	246357	1	08/02/2017 23:39	NP
Ethylbenzene	BRL	5.0		ug/L	246357	1	08/02/2017 23:39	NP
Methylene chloride	BRL	5.0		ug/L	246357	1	08/02/2017 23:39	NP
Trichloroethene	8.0	5.0		ug/L	246357	1	08/02/2017 23:39	NP
Toluene	BRL	5.0		ug/L	246357	1	08/02/2017 23:39	NP
Xylenes, Total	BRL	5.0		ug/L	246357	1	08/02/2017 23:39	NP
Surr: 4-Bromofluorobenzene	83.4	66.1-129		%REC	246357	1	08/02/2017 23:39	NP
Surr: Dibromofluoromethane	120	83.6-123		%REC	246357	1	08/02/2017 23:39	NP
Surr: Toluene-d8	102	81.8-118		%REC	246357	1	08/02/2017 23:39	NP
Total Metals by ICP/MS SW6020B				**(SW3005A)**				
Antimony	BRL	0.00600		mg/L	246195	1	08/03/2017 19:23	JR
Arsenic	BRL	0.0500		mg/L	246195	1	08/03/2017 19:23	JR
Barium	0.0944	0.00400		mg/L	246195	1	08/03/2017 19:23	JR
Beryllium	BRL	0.00400		mg/L	246195	1	08/03/2017 19:23	JR
Cadmium	BRL	0.00500		mg/L	246195	1	08/03/2017 19:23	JR
Chromium	BRL	0.0100		mg/L	246195	1	08/03/2017 19:23	JR
Copper	BRL	0.0100		mg/L	246195	1	08/03/2017 19:23	JR
Lead	BRL	0.0100		mg/L	246195	1	08/03/2017 19:23	JR
Nickel	BRL	0.0200		mg/L	246195	1	08/03/2017 19:23	JR
Selenium	BRL	0.0200		mg/L	246195	1	08/03/2017 19:23	JR
Thallium	BRL	0.00200		mg/L	246195	1	08/03/2017 19:23	JR
Vanadium	BRL	0.0100		mg/L	246195	1	08/03/2017 19:23	JR
Zinc	BRL	0.0200		mg/L	246195	1	08/03/2017 19:23	JR
SIM Polynuclear Aromatic Hydrocarbons SW8270D				**(SW3510C)**				
Naphthalene	BRL	0.50		ug/L	246181	1	07/31/2017 16:33	YH
Acenaphthylene	BRL	1.0		ug/L	246181	1	07/31/2017 16:33	YH
Acenaphthene	BRL	0.50		ug/L	246181	1	07/31/2017 16:33	YH
Fluorene	BRL	0.10		ug/L	246181	1	07/31/2017 16:33	YH
Phenanthrene	BRL	0.050		ug/L	246181	1	07/31/2017 16:33	YH
Anthracene	BRL	0.050		ug/L	246181	1	07/31/2017 16:33	YH
Fluoranthene	BRL	0.10		ug/L	246181	1	07/31/2017 16:33	YH
Pyrene	BRL	0.050		ug/L	246181	1	07/31/2017 16:33	YH
Benz(a)anthracene	BRL	0.050		ug/L	246181	1	07/31/2017 16:33	YH
Chrysene	BRL	0.050		ug/L	246181	1	07/31/2017 16:33	YH
Benzo(b)fluoranthene	BRL	0.10		ug/L	246181	1	07/31/2017 16:33	YH
Benzo(k)fluoranthene	BRL	0.050		ug/L	246181	1	07/31/2017 16:33	YH
Benzo(a)pyrene	BRL	0.050		ug/L	246181	1	07/31/2017 16:33	YH

Qualifiers:

*	Value exceeds maximum contaminant level	E	Estimated (value above quantitation range)
BRL	Below reporting limit	S	Spike Recovery outside limits due to matrix
H	Holding times for preparation or analysis exceeded	Narr	See case narrative
N	Analyte not NELAC certified	NC	Not confirmed
B	Analyte detected in the associated method blank	<	Less than Result value
>	Greater than Result value	J	Estimated value detected below Reporting Limit

Analytical Environmental Services, Inc **Date:** 8-Aug-17

Client:	AMEC Foster Wheeler	**Client Sample ID:**	MW-21-0717
Project Name:	AGL Augusta	**Collection Date:**	7/27/2017 1:36:00 PM
Lab ID:	1707O97-012	**Matrix:**	Groundwater

Analyses	Result	Reporting Limit	Qual	Units	BatchID	Dilution Factor	Date Analyzed	Analyst
SIM Polynuclear Aromatic Hydrocarbons SW8270D				**(SW3510C)**				
Indeno(1,2,3-cd)pyrene	BRL	0.050		ug/L	246181	1	07/31/2017 16:33	YH
Dibenz(a,h)anthracene	BRL	0.10		ug/L	246181	1	07/31/2017 16:33	YH
Benzo(g,h,i)perylene	BRL	0.10		ug/L	246181	1	07/31/2017 16:33	YH
Surr: 4-Terphenyl-d14	102	58.5-125		%REC	246181	1	07/31/2017 16:33	YH
Mercury, Total SW7470A				**(SW7470A)**				
Mercury	BRL	0.00020		mg/L	246302	1	08/06/2017 18:41	AS
Cyanide SW9014				**(SW9010C)**				
Cyanide, Total	BRL	0.010		mg/L	246390	1	08/03/2017 10:00	AK

Qualifiers:

*	Value exceeds maximum contaminant level	E	Estimated (value above quantitation range)
BRL	Below reporting limit	S	Spike Recovery outside limits due to matrix
H	Holding times for preparation or analysis exceeded	Narr	See case narrative
N	Analyte not NELAC certified	NC	Not confirmed
B	Analyte detected in the associated method blank	<	Less than Result value
>	Greater than Result value	J	Estimated value detected below Reporting Limit

Analytical Environmental Services, Inc

Date: 8-Aug-17

Client:	AMEC Foster Wheeler	**Client Sample ID:**	MW-313-0717
Project Name:	AGL Augusta	**Collection Date:**	7/27/2017 11:48:00 AM
Lab ID:	1707O97-013	**Matrix:**	Groundwater

Analyses	Result	Reporting Limit	Qual	Units	BatchID	Dilution Factor	Date Analyzed	Analyst
Volatile Organic Compounds by GC/MS SW8260B				**(SW5030B)**				
Acetone	BRL	50		ug/L	246357	1	08/03/2017 00:02	NP
Benzene	BRL	5.0		ug/L	246357	1	08/03/2017 00:02	NP
Carbon disulfide	BRL	5.0		ug/L	246357	1	08/03/2017 00:02	NP
Ethylbenzene	BRL	5.0		ug/L	246357	1	08/03/2017 00:02	NP
Methylene chloride	BRL	5.0		ug/L	246357	1	08/03/2017 00:02	NP
Trichloroethene	BRL	5.0		ug/L	246357	1	08/03/2017 00:02	NP
Toluene	BRL	5.0		ug/L	246357	1	08/03/2017 00:02	NP
Xylenes, Total	BRL	5.0		ug/L	246357	1	08/03/2017 00:02	NP
Surr: 4-Bromofluorobenzene	82.5	66.1-129		%REC	246357	1	08/03/2017 00:02	NP
Surr: Dibromofluoromethane	120	83.6-123		%REC	246357	1	08/03/2017 00:02	NP
Surr: Toluene-d8	102	81.8-118		%REC	246357	1	08/03/2017 00:02	NP
Total Metals by ICP/MS SW6020B				**(SW3005A)**				
Antimony	BRL	0.00600		mg/L	246195	1	08/03/2017 19:29	JR
Arsenic	BRL	0.0500		mg/L	246195	1	08/03/2017 19:29	JR
Barium	0.169	0.00400		mg/L	246195	1	08/03/2017 19:29	JR
Beryllium	BRL	0.00400		mg/L	246195	1	08/03/2017 19:29	JR
Cadmium	BRL	0.00500		mg/L	246195	1	08/03/2017 19:29	JR
Chromium	BRL	0.0100		mg/L	246195	1	08/03/2017 19:29	JR
Copper	BRL	0.0100		mg/L	246195	1	08/03/2017 19:29	JR
Lead	BRL	0.0100		mg/L	246195	1	08/03/2017 19:29	JR
Nickel	BRL	0.0200		mg/L	246195	1	08/03/2017 19:29	JR
Selenium	BRL	0.0200		mg/L	246195	1	08/03/2017 19:29	JR
Thallium	BRL	0.00200		mg/L	246195	1	08/03/2017 19:29	JR
Vanadium	BRL	0.0100		mg/L	246195	1	08/03/2017 19:29	JR
Zinc	0.0244	0.0200		mg/L	246195	1	08/03/2017 19:29	JR
SIM Polynuclear Aromatic Hydrocarbons SW8270D				**(SW3510C)**				
Naphthalene	BRL	0.50		ug/L	246181	1	07/31/2017 16:59	YH
Acenaphthylene	BRL	1.0		ug/L	246181	1	07/31/2017 16:59	YH
Acenaphthene	BRL	0.50		ug/L	246181	1	07/31/2017 16:59	YH
Fluorene	BRL	0.10		ug/L	246181	1	07/31/2017 16:59	YH
Phenanthrene	BRL	0.050		ug/L	246181	1	07/31/2017 16:59	YH
Anthracene	BRL	0.050		ug/L	246181	1	07/31/2017 16:59	YH
Fluoranthene	BRL	0.10		ug/L	246181	1	07/31/2017 16:59	YH
Pyrene	BRL	0.050		ug/L	246181	1	07/31/2017 16:59	YH
Benz(a)anthracene	BRL	0.050		ug/L	246181	1	07/31/2017 16:59	YH
Chrysene	BRL	0.050		ug/L	246181	1	07/31/2017 16:59	YH
Benzo(b)fluoranthene	BRL	0.10		ug/L	246181	1	07/31/2017 16:59	YH
Benzo(k)fluoranthene	BRL	0.050		ug/L	246181	1	07/31/2017 16:59	YH
Benzo(a)pyrene	BRL	0.050		ug/L	246181	1	07/31/2017 16:59	YH

Qualifiers:

*	Value exceeds maximum contaminant level	E	Estimated (value above quantitation range)
BRL	Below reporting limit	S	Spike Recovery outside limits due to matrix
H	Holding times for preparation or analysis exceeded	Narr	See case narrative
N	Analyte not NELAC certified	NC	Not confirmed
B	Analyte detected in the associated method blank	<	Less than Result value
>	Greater than Result value	J	Estimated value detected below Reporting Limit

Analytical Environmental Services, Inc

Date: 8-Aug-17

Client:	AMEC Foster Wheeler	**Client Sample ID:**	MW-313-0717
Project Name:	AGL Augusta	**Collection Date:**	7/27/2017 11:48:00 AM
Lab ID:	1707O97-013	**Matrix:**	Groundwater

Analyses	Result	Reporting Limit	Qual	Units	BatchID	Dilution Factor	Date Analyzed	Analyst
SIM Polynuclear Aromatic Hydrocarbons SW8270D					**(SW3510C)**			
Indeno(1,2,3-cd)pyrene	0.13	0.050		ug/L	246181	1	07/31/2017 16:59	YH
Dibenz(a,h)anthracene	0.12	0.10		ug/L	246181	1	07/31/2017 16:59	YH
Benzo(g,h,i)perylene	0.16	0.10		ug/L	246181	1	07/31/2017 16:59	YH
Surr: 4-Terphenyl-d14	97.7	58.5-125		%REC	246181	1	07/31/2017 16:59	YH
Mercury, Total SW7470A					**(SW7470A)**			
Mercury	BRL	0.00020		mg/L	246302	1	08/06/2017 18:44	AS
Cyanide SW9014					**(SW9010C)**			
Cyanide, Total	BRL	0.010		mg/L	246390	1	08/03/2017 10:00	AK

Qualifiers:

*	Value exceeds maximum contaminant level	E	Estimated (value above quantitation range)
BRL	Below reporting limit	S	Spike Recovery outside limits due to matrix
H	Holding times for preparation or analysis exceeded	Narr	See case narrative
N	Analyte not NELAC certified	NC	Not confirmed
B	Analyte detected in the associated method blank	<	Less than Result value
>	Greater than Result value	J	Estimated value detected below Reporting Limit

Analytical Environmental Services, Inc **Date:** 8-Aug-17

Client:	AMEC Foster Wheeler	**Client Sample ID:**	MW-213-0717
Project Name:	AGL Augusta	**Collection Date:**	7/27/2017 10:03:00 AM
Lab ID:	1707O97-014	**Matrix:**	Groundwater

Analyses	Result	Reporting Limit	Qual	Units	BatchID	Dilution Factor	Date Analyzed	Analyst
Volatile Organic Compounds by GC/MS SW8260B				**(SW5030B)**				
Acetone	BRL	2500		ug/L	246357	50	08/03/2017 00:26	NP
Benzene	7800	250		ug/L	246357	50	08/03/2017 00:26	NP
Carbon disulfide	BRL	250		ug/L	246357	50	08/03/2017 00:26	NP
Ethylbenzene	1200	250		ug/L	246357	50	08/03/2017 00:26	NP
Methylene chloride	290	250		ug/L	246357	50	08/03/2017 00:26	NP
Trichloroethene	BRL	250		ug/L	246357	50	08/03/2017 00:26	NP
Toluene	BRL	250		ug/L	246357	50	08/03/2017 00:26	NP
Xylenes, Total	520	250		ug/L	246357	50	08/03/2017 00:26	NP
Surr: 4-Bromofluorobenzene	92.1	66.1-129		%REC	246357	50	08/03/2017 00:26	NP
Surr: Dibromofluoromethane	116	83.6-123		%REC	246357	50	08/03/2017 00:26	NP
Surr: Toluene-d8	98.2	81.8-118		%REC	246357	50	08/03/2017 00:26	NP
Total Metals by ICP/MS SW6020B				**(SW3005A)**				
Antimony	BRL	0.00600		mg/L	246195	1	08/03/2017 19:35	JR
Arsenic	BRL	0.0500		mg/L	246195	1	08/03/2017 19:35	JR
Barium	1.04	0.00400		mg/L	246195	1	08/03/2017 19:35	JR
Beryllium	BRL	0.00400		mg/L	246195	1	08/03/2017 19:35	JR
Cadmium	BRL	0.00500		mg/L	246195	1	08/03/2017 19:35	JR
Chromium	BRL	0.0100		mg/L	246195	1	08/03/2017 19:35	JR
Copper	BRL	0.0100		mg/L	246195	1	08/03/2017 19:35	JR
Lead	BRL	0.0100		mg/L	246195	1	08/03/2017 19:35	JR
Nickel	BRL	0.0200		mg/L	246195	1	08/03/2017 19:35	JR
Selenium	BRL	0.0200		mg/L	246195	1	08/03/2017 19:35	JR
Thallium	BRL	0.00200		mg/L	246195	1	08/03/2017 19:35	JR
Vanadium	BRL	0.0100		mg/L	246195	1	08/03/2017 19:35	JR
Zinc	BRL	0.0200		mg/L	246195	1	08/03/2017 19:35	JR
SIM Polynuclear Aromatic Hydrocarbons SW8270D				**(SW3510C)**				
Naphthalene	5400	500		ug/L	246181	1000	08/01/2017 18:44	YH
Acenaphthylene	49	5.0		ug/L	246181	100	08/01/2017 17:54	YH
Acenaphthene	77	50		ug/L	246181	100	08/01/2017 17:54	YH
Fluorene	15	10		ug/L	246181	100	08/01/2017 17:54	YH
Phenanthrene	20	5.0		ug/L	246181	100	08/01/2017 17:54	YH
Anthracene	2.6	0.050		ug/L	246181	1	07/31/2017 17:25	YH
Fluoranthene	0.51	0.10		ug/L	246181	1	07/31/2017 17:25	YH
Pyrene	0.52	0.050		ug/L	246181	1	07/31/2017 17:25	YH
Benz(a)anthracene	BRL	0.050		ug/L	246181	1	07/31/2017 17:25	YH
Chrysene	BRL	0.050		ug/L	246181	1	07/31/2017 17:25	YH
Benzo(b)fluoranthene	BRL	0.10		ug/L	246181	1	07/31/2017 17:25	YH
Benzo(k)fluoranthene	BRL	0.050		ug/L	246181	1	07/31/2017 17:25	YH
Benzo(a)pyrene	BRL	0.050		ug/L	246181	1	07/31/2017 17:25	YH

Qualifiers:

*	Value exceeds maximum contaminant level	E	Estimated (value above quantitation range)
BRL	Below reporting limit	S	Spike Recovery outside limits due to matrix
H	Holding times for preparation or analysis exceeded	Narr	See case narrative
N	Analyte not NELAC certified	NC	Not confirmed
B	Analyte detected in the associated method blank	<	Less than Result value
>	Greater than Result value	J	Estimated value detected below Reporting Limit

Analytical Environmental Services, Inc **Date:** 8-Aug-17

Client:	AMEC Foster Wheeler	**Client Sample ID:**	MW-213-0717
Project Name:	AGL Augusta	**Collection Date:**	7/27/2017 10:03:00 AM
Lab ID:	1707O97-014	**Matrix:**	Groundwater

Analyses	Result	Reporting Limit	Qual	Units	BatchID	Dilution Factor	Date Analyzed	Analyst
SIM Polynuclear Aromatic Hydrocarbons SW8270D				**(SW3510C)**				
Indeno(1,2,3-cd)pyrene	BRL	0.050		ug/L	246181	1	07/31/2017 17:25	YH
Dibenz(a,h)anthracene	BRL	0.10		ug/L	246181	1	07/31/2017 17:25	YH
Benzo(g,h,i)perylene	BRL	0.10		ug/L	246181	1	07/31/2017 17:25	YH
Surr: 4-Terphenyl-d14	92.8	58.5-125		%REC	246181	1	07/31/2017 17:25	YH
Mercury, Total SW7470A				**(SW7470A)**				
Mercury	BRL	0.00020		mg/L	246302	1	08/06/2017 18:47	AS
Cyanide SW9014				**(SW9010C)**				
Cyanide, Total	BRL	0.010		mg/L	246390	1	08/03/2017 10:00	AK

Qualifiers:

*	Value exceeds maximum contaminant level	E	Estimated (value above quantitation range)
BRL	Below reporting limit	S	Spike Recovery outside limits due to matrix
H	Holding times for preparation or analysis exceeded	Narr	See case narrative
N	Analyte not NELAC certified	NC	Not confirmed
B	Analyte detected in the associated method blank	<	Less than Result value
>	Greater than Result value	J	Estimated value detected below Reporting Limit

Analytical Environmental Services, Inc

Date: 8-Aug-17

Client:	AMEC Foster Wheeler	**Client Sample ID:**	MW-320-0717
Project Name:	AGL Augusta	**Collection Date:**	7/27/2017 10:45:00 AM
Lab ID:	1707O97-015	**Matrix:**	Groundwater

Analyses	Result	Reporting Limit	Qual	Units	BatchID	Dilution Factor	Date Analyzed	Analyst
Volatile Organic Compounds by GC/MS SW8260B				**(SW5030B)**				
Acetone	BRL	50		ug/L	246357	1	08/02/2017 17:44	NP
Benzene	BRL	5.0		ug/L	246357	1	08/02/2017 17:44	NP
Carbon disulfide	BRL	5.0		ug/L	246357	1	08/02/2017 17:44	NP
Ethylbenzene	BRL	5.0		ug/L	246357	1	08/02/2017 17:44	NP
Methylene chloride	BRL	5.0		ug/L	246357	1	08/02/2017 17:44	NP
Trichloroethene	BRL	5.0		ug/L	246357	1	08/02/2017 17:44	NP
Toluene	BRL	5.0		ug/L	246357	1	08/02/2017 17:44	NP
Xylenes, Total	BRL	5.0		ug/L	246357	1	08/02/2017 17:44	NP
Surr: 4-Bromofluorobenzene	84.9	66.1-129		%REC	246357	1	08/02/2017 17:44	NP
Surr: Dibromofluoromethane	115	83.6-123		%REC	246357	1	08/02/2017 17:44	NP
Surr: Toluene-d8	99.3	81.8-118		%REC	246357	1	08/02/2017 17:44	NP
Total Metals by ICP/MS SW6020B				**(SW3005A)**				
Antimony	BRL	0.00600		mg/L	246195	1	08/03/2017 17:19	JR
Arsenic	BRL	0.0500		mg/L	246195	1	08/03/2017 17:19	JR
Barium	0.249	0.00400		mg/L	246195	1	08/03/2017 17:19	JR
Beryllium	BRL	0.00400		mg/L	246195	1	08/03/2017 17:19	JR
Cadmium	BRL	0.00500		mg/L	246195	1	08/03/2017 17:19	JR
Chromium	BRL	0.0100		mg/L	246195	1	08/03/2017 17:19	JR
Copper	BRL	0.0100		mg/L	246195	1	08/03/2017 17:19	JR
Lead	BRL	0.0100		mg/L	246195	1	08/03/2017 17:19	JR
Nickel	BRL	0.0200		mg/L	246195	1	08/03/2017 17:19	JR
Selenium	BRL	0.0200		mg/L	246195	1	08/03/2017 17:19	JR
Thallium	BRL	0.00200		mg/L	246195	1	08/03/2017 17:19	JR
Vanadium	BRL	0.0100		mg/L	246195	1	08/03/2017 17:19	JR
Zinc	BRL	0.0200		mg/L	246195	1	08/03/2017 17:19	JR
SIM Polynuclear Aromatic Hydrocarbons SW8270D				**(SW3510C)**				
Naphthalene	BRL	0.50		ug/L	246181	1	07/31/2017 17:50	YH
Acenaphthylene	BRL	1.0		ug/L	246181	1	07/31/2017 17:50	YH
Acenaphthene	BRL	0.50		ug/L	246181	1	07/31/2017 17:50	YH
Fluorene	BRL	0.10		ug/L	246181	1	07/31/2017 17:50	YH
Phenanthrene	BRL	0.050		ug/L	246181	1	07/31/2017 17:50	YH
Anthracene	BRL	0.050		ug/L	246181	1	07/31/2017 17:50	YH
Fluoranthene	BRL	0.10		ug/L	246181	1	07/31/2017 17:50	YH
Pyrene	BRL	0.050		ug/L	246181	1	07/31/2017 17:50	YH
Benz(a)anthracene	BRL	0.050		ug/L	246181	1	07/31/2017 17:50	YH
Chrysene	BRL	0.050		ug/L	246181	1	07/31/2017 17:50	YH
Benzo(b)fluoranthene	BRL	0.10		ug/L	246181	1	07/31/2017 17:50	YH
Benzo(k)fluoranthene	BRL	0.050		ug/L	246181	1	07/31/2017 17:50	YH
Benzo(a)pyrene	BRL	0.050		ug/L	246181	1	07/31/2017 17:50	YH

Qualifiers:

*	Value exceeds maximum contaminant level	E	Estimated (value above quantitation range)
BRL	Below reporting limit	S	Spike Recovery outside limits due to matrix
H	Holding times for preparation or analysis exceeded	Narr	See case narrative
N	Analyte not NELAC certified	NC	Not confirmed
B	Analyte detected in the associated method blank	<	Less than Result value
>	Greater than Result value	J	Estimated value detected below Reporting Limit

Analytical Environmental Services, Inc **Date:** 8-Aug-17

Client:	AMEC Foster Wheeler	**Client Sample ID:**	MW-320-0717
Project Name:	AGL Augusta	**Collection Date:**	7/27/2017 10:45:00 AM
Lab ID:	1707O97-015	**Matrix:**	Groundwater

Analyses	Result	Reporting Limit	Qual	Units	BatchID	Dilution Factor	Date Analyzed	Analyst
SIM Polynuclear Aromatic Hydrocarbons SW8270D					**(SW3510C)**			
Indeno(1,2,3-cd)pyrene	BRL	0.050		ug/L	246181	1	07/31/2017 17:50	YH
Dibenz(a,h)anthracene	BRL	0.10		ug/L	246181	1	07/31/2017 17:50	YH
Benzo(g,h,i)perylene	BRL	0.10		ug/L	246181	1	07/31/2017 17:50	YH
Surr: 4-Terphenyl-d14	89.7	58.5-125		%REC	246181	1	07/31/2017 17:50	YH
Mercury, Total SW7470A					**(SW7470A)**			
Mercury	BRL	0.00020		mg/L	246302	1	08/05/2017 20:27	AS
Cyanide SW9014					**(SW9010C)**			
Cyanide, Total	BRL	0.010		mg/L	246390	1	08/03/2017 10:00	AK

Qualifiers:

*	Value exceeds maximum contaminant level	E	Estimated (value above quantitation range)
BRL	Below reporting limit	S	Spike Recovery outside limits due to matrix
H	Holding times for preparation or analysis exceeded	Narr	See case narrative
N	Analyte not NELAC certified	NC	Not confirmed
B	Analyte detected in the associated method blank	<	Less than Result value
>	Greater than Result value	J	Estimated value detected below Reporting Limit

Analytical Environmental Services, Inc

Date: 8-Aug-17

Client:	AMEC Foster Wheeler	**Client Sample ID:**	MW-404DR-0717
Project Name:	AGL Augusta	**Collection Date:**	7/27/2017 2:50:00 PM
Lab ID:	1707O97-016	**Matrix:**	Groundwater

Analyses	Result	Reporting Limit	Qual	Units	BatchID	Dilution Factor	Date Analyzed	Analyst
Volatile Organic Compounds by GC/MS SW8260B				**(SW5030B)**				
Acetone	BRL	50		ug/L	246357	1	08/03/2017 00:49	NP
Benzene	BRL	5.0		ug/L	246357	1	08/03/2017 00:49	NP
Carbon disulfide	BRL	5.0		ug/L	246357	1	08/03/2017 00:49	NP
Ethylbenzene	BRL	5.0		ug/L	246357	1	08/03/2017 00:49	NP
Methylene chloride	BRL	5.0		ug/L	246357	1	08/03/2017 00:49	NP
Trichloroethene	BRL	5.0		ug/L	246357	1	08/03/2017 00:49	NP
Toluene	BRL	5.0		ug/L	246357	1	08/03/2017 00:49	NP
Xylenes, Total	BRL	5.0		ug/L	246357	1	08/03/2017 00:49	NP
Surr: 4-Bromofluorobenzene	83.6	66.1-129		%REC	246357	1	08/03/2017 00:49	NP
Surr: Dibromofluoromethane	120	83.6-123		%REC	246357	1	08/03/2017 00:49	NP
Surr: Toluene-d8	102	81.8-118		%REC	246357	1	08/03/2017 00:49	NP
Total Metals by ICP/MS SW6020B				**(SW3005A)**				
Antimony	BRL	0.00600		mg/L	246195	1	08/03/2017 19:41	JR
Arsenic	BRL	0.0500		mg/L	246195	1	08/03/2017 19:41	JR
Barium	0.147	0.00400		mg/L	246195	1	08/03/2017 19:41	JR
Beryllium	BRL	0.00400		mg/L	246195	1	08/03/2017 19:41	JR
Cadmium	BRL	0.00500		mg/L	246195	1	08/03/2017 19:41	JR
Chromium	BRL	0.0100		mg/L	246195	1	08/03/2017 19:41	JR
Copper	BRL	0.0100		mg/L	246195	1	08/03/2017 19:41	JR
Lead	BRL	0.0100		mg/L	246195	1	08/03/2017 19:41	JR
Nickel	BRL	0.0200		mg/L	246195	1	08/03/2017 19:41	JR
Selenium	BRL	0.0200		mg/L	246195	1	08/03/2017 19:41	JR
Thallium	BRL	0.00200		mg/L	246195	1	08/03/2017 19:41	JR
Vanadium	BRL	0.0100		mg/L	246195	1	08/03/2017 19:41	JR
Zinc	BRL	0.0200		mg/L	246195	1	08/03/2017 19:41	JR
SIM Polynuclear Aromatic Hydrocarbons SW8270D				**(SW3510C)**				
Naphthalene	BRL	0.50		ug/L	246181	1	07/31/2017 19:59	YH
Acenaphthylene	BRL	1.0		ug/L	246181	1	07/31/2017 19:59	YH
Acenaphthene	BRL	0.50		ug/L	246181	1	07/31/2017 19:59	YH
Fluorene	BRL	0.10		ug/L	246181	1	07/31/2017 19:59	YH
Phenanthrene	BRL	0.050		ug/L	246181	1	07/31/2017 19:59	YH
Anthracene	BRL	0.050		ug/L	246181	1	07/31/2017 19:59	YH
Fluoranthene	BRL	0.10		ug/L	246181	1	07/31/2017 19:59	YH
Pyrene	BRL	0.050		ug/L	246181	1	07/31/2017 19:59	YH
Benz(a)anthracene	BRL	0.050		ug/L	246181	1	07/31/2017 19:59	YH
Chrysene	BRL	0.050		ug/L	246181	1	07/31/2017 19:59	YH
Benzo(b)fluoranthene	BRL	0.10		ug/L	246181	1	07/31/2017 19:59	YH
Benzo(k)fluoranthene	BRL	0.050		ug/L	246181	1	07/31/2017 19:59	YH
Benzo(a)pyrene	BRL	0.050		ug/L	246181	1	07/31/2017 19:59	YH

Qualifiers:

*	Value exceeds maximum contaminant level	E	Estimated (value above quantitation range)
BRL	Below reporting limit	S	Spike Recovery outside limits due to matrix
H	Holding times for preparation or analysis exceeded	Narr	See case narrative
N	Analyte not NELAC certified	NC	Not confirmed
B	Analyte detected in the associated method blank	<	Less than Result value
>	Greater than Result value	J	Estimated value detected below Reporting Limit

Analytical Environmental Services, Inc **Date:** 8-Aug-17

Client:	AMEC Foster Wheeler	**Client Sample ID:**	MW-404DR-0717
Project Name:	AGL Augusta	**Collection Date:**	7/27/2017 2:50:00 PM
Lab ID:	1707O97-016	**Matrix:**	Groundwater

Analyses	Result	Reporting Limit	Qual	Units	BatchID	Dilution Factor	Date Analyzed	Analyst
SIM Polynuclear Aromatic Hydrocarbons SW8270D				**(SW3510C)**				
Indeno(1,2,3-cd)pyrene	BRL	0.050		ug/L	246181	1	07/31/2017 19:59	YH
Dibenz(a,h)anthracene	BRL	0.10		ug/L	246181	1	07/31/2017 19:59	YH
Benzo(g,h,i)perylene	BRL	0.10		ug/L	246181	1	07/31/2017 19:59	YH
Surr: 4-Terphenyl-d14	89.6	58.5-125		%REC	246181	1	07/31/2017 19:59	YH
Mercury, Total SW7470A				**(SW7470A)**				
Mercury	BRL	0.00020		mg/L	246302	1	08/06/2017 18:51	AS
Cyanide SW9014				**(SW9010C)**				
Cyanide, Total	BRL	0.010		mg/L	246390	1	08/03/2017 10:00	AK

Qualifiers:

*	Value exceeds maximum contaminant level	E	Estimated (value above quantitation range)
BRL	Below reporting limit	S	Spike Recovery outside limits due to matrix
H	Holding times for preparation or analysis exceeded	Narr	See case narrative
N	Analyte not NELAC certified	NC	Not confirmed
B	Analyte detected in the associated method blank	<	Less than Result value
>	Greater than Result value	J	Estimated value detected below Reporting Limit

Analytical Environmental Services, Inc

Date: 8-Aug-17

Client:	AMEC Foster Wheeler	**Client Sample ID:**	MW-501S-0717
Project Name:	AGL Augusta	**Collection Date:**	7/27/2017 4:00:00 PM
Lab ID:	1707O97-017	**Matrix:**	Groundwater

Analyses	Result	Reporting Limit	Qual	Units	BatchID	Dilution Factor	Date Analyzed	Analyst
Volatile Organic Compounds by GC/MS SW8260B				**(SW5030B)**				
Acetone	BRL	50		ug/L	246357	1	08/03/2017 01:13	NP
Benzene	BRL	5.0		ug/L	246357	1	08/03/2017 01:13	NP
Carbon disulfide	BRL	5.0		ug/L	246357	1	08/03/2017 01:13	NP
Ethylbenzene	BRL	5.0		ug/L	246357	1	08/03/2017 01:13	NP
Methylene chloride	BRL	5.0		ug/L	246357	1	08/03/2017 01:13	NP
Trichloroethene	BRL	5.0		ug/L	246357	1	08/03/2017 01:13	NP
Toluene	BRL	5.0		ug/L	246357	1	08/03/2017 01:13	NP
Xylenes, Total	BRL	5.0		ug/L	246357	1	08/03/2017 01:13	NP
Surr: 4-Bromofluorobenzene	84.2	66.1-129		%REC	246357	1	08/03/2017 01:13	NP
Surr: Dibromofluoromethane	120	83.6-123		%REC	246357	1	08/03/2017 01:13	NP
Surr: Toluene-d8	101	81.8-118		%REC	246357	1	08/03/2017 01:13	NP
Total Metals by ICP/MS SW6020B				**(SW3005A)**				
Antimony	BRL	0.00600		mg/L	246195	1	08/03/2017 19:47	JR
Arsenic	BRL	0.0500		mg/L	246195	1	08/03/2017 19:47	JR
Barium	0.0796	0.00400		mg/L	246195	1	08/03/2017 19:47	JR
Beryllium	BRL	0.00400		mg/L	246195	1	08/03/2017 19:47	JR
Cadmium	BRL	0.00500		mg/L	246195	1	08/03/2017 19:47	JR
Chromium	BRL	0.0100		mg/L	246195	1	08/03/2017 19:47	JR
Copper	BRL	0.0100		mg/L	246195	1	08/03/2017 19:47	JR
Lead	BRL	0.0100		mg/L	246195	1	08/03/2017 19:47	JR
Nickel	BRL	0.0200		mg/L	246195	1	08/03/2017 19:47	JR
Selenium	BRL	0.0200		mg/L	246195	1	08/03/2017 19:47	JR
Thallium	BRL	0.00200		mg/L	246195	1	08/03/2017 19:47	JR
Vanadium	BRL	0.0100		mg/L	246195	1	08/03/2017 19:47	JR
Zinc	BRL	0.0200		mg/L	246195	1	08/03/2017 19:47	JR
SIM Polynuclear Aromatic Hydrocarbons SW8270D				**(SW3510C)**				
Naphthalene	BRL	0.50		ug/L	246181	1	07/31/2017 20:26	YH
Acenaphthylene	BRL	1.0		ug/L	246181	1	07/31/2017 20:26	YH
Acenaphthene	BRL	0.50		ug/L	246181	1	07/31/2017 20:26	YH
Fluorene	BRL	0.10		ug/L	246181	1	07/31/2017 20:26	YH
Phenanthrene	BRL	0.050		ug/L	246181	1	07/31/2017 20:26	YH
Anthracene	BRL	0.050		ug/L	246181	1	07/31/2017 20:26	YH
Fluoranthene	BRL	0.10		ug/L	246181	1	07/31/2017 20:26	YH
Pyrene	BRL	0.050		ug/L	246181	1	07/31/2017 20:26	YH
Benz(a)anthracene	BRL	0.050		ug/L	246181	1	07/31/2017 20:26	YH
Chrysene	BRL	0.050		ug/L	246181	1	07/31/2017 20:26	YH
Benzo(b)fluoranthene	BRL	0.10		ug/L	246181	1	07/31/2017 20:26	YH
Benzo(k)fluoranthene	BRL	0.050		ug/L	246181	1	07/31/2017 20:26	YH
Benzo(a)pyrene	BRL	0.050		ug/L	246181	1	07/31/2017 20:26	YH

Qualifiers:

*	Value exceeds maximum contaminant level	E	Estimated (value above quantitation range)
BRL	Below reporting limit	S	Spike Recovery outside limits due to matrix
H	Holding times for preparation or analysis exceeded	Narr	See case narrative
N	Analyte not NELAC certified	NC	Not confirmed
B	Analyte detected in the associated method blank	<	Less than Result value
>	Greater than Result value	J	Estimated value detected below Reporting Limit

Analytical Environmental Services, Inc **Date:** 8-Aug-17

Client:	AMEC Foster Wheeler	**Client Sample ID:**	MW-501S-0717
Project Name:	AGL Augusta	**Collection Date:**	7/27/2017 4:00:00 PM
Lab ID:	1707O97-017	**Matrix:**	Groundwater

Analyses	Result	Reporting Limit	Qual	Units	BatchID	Dilution Factor	Date Analyzed	Analyst
SIM Polynuclear Aromatic Hydrocarbons SW8270D				**(SW3510C)**				
Indeno(1,2,3-cd)pyrene	BRL	0.050		ug/L	246181	1	07/31/2017 20:26	YH
Dibenz(a,h)anthracene	BRL	0.10		ug/L	246181	1	07/31/2017 20:26	YH
Benzo(g,h,i)perylene	BRL	0.10		ug/L	246181	1	07/31/2017 20:26	YH
Surr: 4-Terphenyl-d14	94	58.5-125		%REC	246181	1	07/31/2017 20:26	YH
Mercury, Total SW7470A				**(SW7470A)**				
Mercury	BRL	0.00020		mg/L	246302	1	08/06/2017 18:54	AS
Cyanide SW9014				**(SW9010C)**				
Cyanide, Total	BRL	0.010		mg/L	246390	1	08/03/2017 10:00	AK

Qualifiers:

*	Value exceeds maximum contaminant level	E	Estimated (value above quantitation range)
BRL	Below reporting limit	S	Spike Recovery outside limits due to matrix
H	Holding times for preparation or analysis exceeded	Narr	See case narrative
N	Analyte not NELAC certified	NC	Not confirmed
B	Analyte detected in the associated method blank	<	Less than Result value
>	Greater than Result value	J	Estimated value detected below Reporting Limit

Analytical Environmental Services, Inc

Date: 8-Aug-17

Client:	AMEC Foster Wheeler	**Client Sample ID:**	DUP-5-0717
Project Name:	AGL Augusta	**Collection Date:**	7/27/2017 12:00:00 PM
Lab ID:	1707O97-018	**Matrix:**	Groundwater

Analyses	Result	Reporting Limit	Qual	Units	BatchID	Dilution Factor	Date Analyzed	Analyst
Volatile Organic Compounds by GC/MS SW8260B				**(SW5030B)**				
Acetone	BRL	50		ug/L	246357	1	08/03/2017 01:36	NP
Benzene	BRL	5.0		ug/L	246357	1	08/03/2017 01:36	NP
Carbon disulfide	BRL	5.0		ug/L	246357	1	08/03/2017 01:36	NP
Ethylbenzene	BRL	5.0		ug/L	246357	1	08/03/2017 01:36	NP
Methylene chloride	BRL	5.0		ug/L	246357	1	08/03/2017 01:36	NP
Trichloroethene	BRL	5.0		ug/L	246357	1	08/03/2017 01:36	NP
Toluene	BRL	5.0		ug/L	246357	1	08/03/2017 01:36	NP
Xylenes, Total	BRL	5.0		ug/L	246357	1	08/03/2017 01:36	NP
Surr: 4-Bromofluorobenzene	83.7	66.1-129		%REC	246357	1	08/03/2017 01:36	NP
Surr: Dibromofluoromethane	121	83.6-123		%REC	246357	1	08/03/2017 01:36	NP
Surr: Toluene-d8	101	81.8-118		%REC	246357	1	08/03/2017 01:36	NP
Total Metals by ICP/MS SW6020B				**(SW3005A)**				
Antimony	BRL	0.00600		mg/L	246195	1	08/03/2017 19:53	JR
Arsenic	BRL	0.0500		mg/L	246195	1	08/03/2017 19:53	JR
Barium	0.0804	0.00400		mg/L	246195	1	08/03/2017 19:53	JR
Beryllium	BRL	0.00400		mg/L	246195	1	08/03/2017 19:53	JR
Cadmium	BRL	0.00500		mg/L	246195	1	08/03/2017 19:53	JR
Chromium	BRL	0.0100		mg/L	246195	1	08/03/2017 19:53	JR
Copper	BRL	0.0100		mg/L	246195	1	08/03/2017 19:53	JR
Lead	BRL	0.0100		mg/L	246195	1	08/03/2017 19:53	JR
Nickel	BRL	0.0200		mg/L	246195	1	08/03/2017 19:53	JR
Selenium	BRL	0.0200		mg/L	246195	1	08/03/2017 19:53	JR
Thallium	BRL	0.00200		mg/L	246195	1	08/03/2017 19:53	JR
Vanadium	BRL	0.0100		mg/L	246195	1	08/03/2017 19:53	JR
Zinc	BRL	0.0200		mg/L	246195	1	08/03/2017 19:53	JR
SIM Polynuclear Aromatic Hydrocarbons SW8270D				**(SW3510C)**				
Naphthalene	BRL	0.50		ug/L	246181	1	07/31/2017 20:52	YH
Acenaphthylene	BRL	1.0		ug/L	246181	1	07/31/2017 20:52	YH
Acenaphthene	BRL	0.50		ug/L	246181	1	07/31/2017 20:52	YH
Fluorene	BRL	0.10		ug/L	246181	1	07/31/2017 20:52	YH
Phenanthrene	BRL	0.050		ug/L	246181	1	07/31/2017 20:52	YH
Anthracene	BRL	0.050		ug/L	246181	1	07/31/2017 20:52	YH
Fluoranthene	BRL	0.10		ug/L	246181	1	07/31/2017 20:52	YH
Pyrene	BRL	0.050		ug/L	246181	1	07/31/2017 20:52	YH
Benz(a)anthracene	BRL	0.050		ug/L	246181	1	07/31/2017 20:52	YH
Chrysene	BRL	0.050		ug/L	246181	1	07/31/2017 20:52	YH
Benzo(b)fluoranthene	BRL	0.10		ug/L	246181	1	07/31/2017 20:52	YH
Benzo(k)fluoranthene	BRL	0.050		ug/L	246181	1	07/31/2017 20:52	YH
Benzo(a)pyrene	BRL	0.050		ug/L	246181	1	07/31/2017 20:52	YH

Qualifiers:

*	Value exceeds maximum contaminant level	E	Estimated (value above quantitation range)
BRL	Below reporting limit	S	Spike Recovery outside limits due to matrix
H	Holding times for preparation or analysis exceeded	Narr	See case narrative
N	Analyte not NELAC certified	NC	Not confirmed
B	Analyte detected in the associated method blank	<	Less than Result value
>	Greater than Result value	J	Estimated value detected below Reporting Limit

Analytical Environmental Services, Inc **Date:** 8-Aug-17

Client:	AMEC Foster Wheeler	**Client Sample ID:**	DUP-5-0717
Project Name:	AGL Augusta	**Collection Date:**	7/27/2017 12:00:00 PM
Lab ID:	1707O97-018	**Matrix:**	Groundwater

Analyses	Result	Reporting Limit	Qual	Units	BatchID	Dilution Factor	Date Analyzed	Analyst
SIM Polynuclear Aromatic Hydrocarbons SW8270D				**(SW3510C)**				
Indeno(1,2,3-cd)pyrene	BRL	0.050		ug/L	246181	1	07/31/2017 20:52	YH
Dibenz(a,h)anthracene	BRL	0.10		ug/L	246181	1	07/31/2017 20:52	YH
Benzo(g,h,i)perylene	BRL	0.10		ug/L	246181	1	07/31/2017 20:52	YH
Surr: 4-Terphenyl-d14	91.5	58.5-125		%REC	246181	1	07/31/2017 20:52	YH
Mercury, Total SW7470A				**(SW7470A)**				
Mercury	BRL	0.00020		mg/L	246302	1	08/06/2017 18:57	AS
Cyanide SW9014				**(SW9010C)**				
Cyanide, Total	BRL	0.010		mg/L	246390	1	08/03/2017 10:00	AK

Qualifiers:

*	Value exceeds maximum contaminant level	E	Estimated (value above quantitation range)
BRL	Below reporting limit	S	Spike Recovery outside limits due to matrix
H	Holding times for preparation or analysis exceeded	Narr	See case narrative
N	Analyte not NELAC certified	NC	Not confirmed
B	Analyte detected in the associated method blank	<	Less than Result value
>	Greater than Result value	J	Estimated value detected below Reporting Limit

Analytical Environmental Services, Inc

Date: 8-Aug-17

Client:	AMEC Foster Wheeler	**Client Sample ID:**	IDW-0717
Project Name:	AGL Augusta	**Collection Date:**	7/28/2017 8:30:00 AM
Lab ID:	1707O97-019	**Matrix:**	Groundwater

Analyses	Result	Reporting Limit	Qual	Units	BatchID	Dilution Factor	Date Analyzed	Analyst
Volatile Organic Compounds by GC/MS SW8260B				**(SW5030B)**				
Acetone	BRL	50		ug/L	246357	1	08/03/2017 02:00	NP
Benzene	BRL	5.0		ug/L	246357	1	08/03/2017 02:00	NP
Carbon disulfide	BRL	5.0		ug/L	246357	1	08/03/2017 02:00	NP
Ethylbenzene	BRL	5.0		ug/L	246357	1	08/03/2017 02:00	NP
Methylene chloride	BRL	5.0		ug/L	246357	1	08/03/2017 02:00	NP
Trichloroethene	BRL	5.0		ug/L	246357	1	08/03/2017 02:00	NP
Toluene	BRL	5.0		ug/L	246357	1	08/03/2017 02:00	NP
Xylenes, Total	BRL	5.0		ug/L	246357	1	08/03/2017 02:00	NP
Surr: 4-Bromofluorobenzene	85.2	66.1-129		%REC	246357	1	08/03/2017 02:00	NP
Surr: Dibromofluoromethane	122	83.6-123		%REC	246357	1	08/03/2017 02:00	NP
Surr: Toluene-d8	104	81.8-118		%REC	246357	1	08/03/2017 02:00	NP
Total Metals by ICP/MS SW6020B				**(SW3005A)**				
Antimony	BRL	0.00600		mg/L	246195	1	08/03/2017 20:00	JR
Arsenic	BRL	0.0500		mg/L	246195	1	08/03/2017 20:00	JR
Barium	0.294	0.00400		mg/L	246195	1	08/03/2017 20:00	JR
Beryllium	BRL	0.00400		mg/L	246195	1	08/03/2017 20:00	JR
Cadmium	BRL	0.00500		mg/L	246195	1	08/03/2017 20:00	JR
Chromium	BRL	0.0100		mg/L	246195	1	08/03/2017 20:00	JR
Copper	BRL	0.0100		mg/L	246195	1	08/03/2017 20:00	JR
Lead	BRL	0.0100		mg/L	246195	1	08/03/2017 20:00	JR
Nickel	BRL	0.0200		mg/L	246195	1	08/03/2017 20:00	JR
Selenium	BRL	0.0200		mg/L	246195	1	08/03/2017 20:00	JR
Thallium	BRL	0.00200		mg/L	246195	1	08/03/2017 20:00	JR
Vanadium	BRL	0.0100		mg/L	246195	1	08/03/2017 20:00	JR
Zinc	0.0532	0.0200		mg/L	246195	1	08/03/2017 20:00	JR
SIM Polynuclear Aromatic Hydrocarbons SW8270D				**(SW3510C)**				
Naphthalene	BRL	0.50		ug/L	246181	1	07/31/2017 21:18	YH
Acenaphthylene	BRL	1.0		ug/L	246181	1	07/31/2017 21:18	YH
Acenaphthene	BRL	0.50		ug/L	246181	1	07/31/2017 21:18	YH
Fluorene	BRL	0.10		ug/L	246181	1	07/31/2017 21:18	YH
Phenanthrene	0.48	0.050		ug/L	246181	1	07/31/2017 21:18	YH
Anthracene	0.21	0.050		ug/L	246181	1	07/31/2017 21:18	YH
Fluoranthene	0.89	0.10		ug/L	246181	1	07/31/2017 21:18	YH
Pyrene	1.2	0.050		ug/L	246181	1	07/31/2017 21:18	YH
Benz(a)anthracene	0.73	0.050		ug/L	246181	1	07/31/2017 21:18	YH
Chrysene	0.48	0.050		ug/L	246181	1	07/31/2017 21:18	YH
Benzo(b)fluoranthene	0.59	0.10		ug/L	246181	1	07/31/2017 21:18	YH
Benzo(k)fluoranthene	0.19	0.050		ug/L	246181	1	07/31/2017 21:18	YH
Benzo(a)pyrene	0.58	0.050		ug/L	246181	1	07/31/2017 21:18	YH

Qualifiers:

*	Value exceeds maximum contaminant level	E	Estimated (value above quantitation range)
BRL	Below reporting limit	S	Spike Recovery outside limits due to matrix
H	Holding times for preparation or analysis exceeded	Narr	See case narrative
N	Analyte not NELAC certified	NC	Not confirmed
B	Analyte detected in the associated method blank	<	Less than Result value
>	Greater than Result value	J	Estimated value detected below Reporting Limit

Analytical Environmental Services, Inc **Date:** 8-Aug-17

Client:	AMEC Foster Wheeler	**Client Sample ID:**	IDW-0717
Project Name:	AGL Augusta	**Collection Date:**	7/28/2017 8:30:00 AM
Lab ID:	1707O97-019	**Matrix:**	Groundwater

Analyses	Result	Reporting Limit	Qual	Units	BatchID	Dilution Factor	Date Analyzed	Analyst
SIM Polynuclear Aromatic Hydrocarbons SW8270D					**(SW3510C)**			
Indeno(1,2,3-cd)pyrene	0.20	0.050		ug/L	246181	1	07/31/2017 21:18	YH
Dibenz(a,h)anthracene	BRL	0.10		ug/L	246181	1	07/31/2017 21:18	YH
Benzo(g,h,i)perylene	0.27	0.10		ug/L	246181	1	07/31/2017 21:18	YH
Surr: 4-Terphenyl-d14	85.1	58.5-125		%REC	246181	1	07/31/2017 21:18	YH
Mercury, Total SW7470A					**(SW7470A)**			
Mercury	BRL	0.00020		mg/L	246302	1	08/06/2017 19:07	AS
Cyanide SW9014					**(SW9010C)**			
Cyanide, Total	0.046	0.010		mg/L	246390	1	08/03/2017 10:00	AK

Qualifiers:

*	Value exceeds maximum contaminant level	E	Estimated (value above quantitation range)
BRL	Below reporting limit	S	Spike Recovery outside limits due to matrix
H	Holding times for preparation or analysis exceeded	Narr	See case narrative
N	Analyte not NELAC certified	NC	Not confirmed
B	Analyte detected in the associated method blank	<	Less than Result value
>	Greater than Result value	J	Estimated value detected below Reporting Limit

Analytical Environmental Services, Inc

Date: 8-Aug-17

Client:	AMEC Foster Wheeler	**Client Sample ID:**	MW-607-0717
Project Name:	AGL Augusta	**Collection Date:**	7/28/2017 10:05:00 AM
Lab ID:	1707O97-020	**Matrix:**	Groundwater

Analyses	Result	Reporting Limit	Qual	Units	BatchID	Dilution Factor	Date Analyzed	Analyst
Volatile Organic Compounds by GC/MS SW8260B				**(SW5030B)**				
Acetone	BRL	50		ug/L	246357	1	08/03/2017 10:03	NP
Benzene	BRL	5.0		ug/L	246357	1	08/03/2017 10:03	NP
Carbon disulfide	BRL	5.0		ug/L	246357	1	08/03/2017 10:03	NP
Ethylbenzene	BRL	5.0		ug/L	246357	1	08/03/2017 10:03	NP
Methylene chloride	BRL	5.0		ug/L	246357	1	08/03/2017 10:03	NP
Trichloroethene	BRL	5.0		ug/L	246357	1	08/03/2017 10:03	NP
Toluene	BRL	5.0		ug/L	246357	1	08/03/2017 10:03	NP
Xylenes, Total	BRL	5.0		ug/L	246357	1	08/03/2017 10:03	NP
Surr: 4-Bromofluorobenzene	86.2	66.1-129		%REC	246357	1	08/03/2017 10:03	NP
Surr: Dibromofluoromethane	96.2	83.6-123		%REC	246357	1	08/03/2017 10:03	NP
Surr: Toluene-d8	99.8	81.8-118		%REC	246357	1	08/03/2017 10:03	NP
Total Metals by ICP/MS SW6020B				**(SW3005A)**				
Antimony	BRL	0.00600		mg/L	246195	1	08/03/2017 20:24	JR
Arsenic	BRL	0.0500		mg/L	246195	1	08/03/2017 20:24	JR
Barium	0.738	0.00400		mg/L	246195	1	08/03/2017 20:24	JR
Beryllium	BRL	0.00400		mg/L	246195	1	08/03/2017 20:24	JR
Cadmium	BRL	0.00500		mg/L	246195	1	08/03/2017 20:24	JR
Chromium	BRL	0.0100		mg/L	246195	1	08/03/2017 20:24	JR
Copper	BRL	0.0100		mg/L	246195	1	08/03/2017 20:24	JR
Lead	BRL	0.0100		mg/L	246195	1	08/03/2017 20:24	JR
Nickel	BRL	0.0200		mg/L	246195	1	08/03/2017 20:24	JR
Selenium	BRL	0.0200		mg/L	246195	1	08/03/2017 20:24	JR
Thallium	BRL	0.00200		mg/L	246195	1	08/03/2017 20:24	JR
Vanadium	BRL	0.0100		mg/L	246195	1	08/03/2017 20:24	JR
Zinc	BRL	0.0200		mg/L	246195	1	08/03/2017 20:24	JR
SIM Polynuclear Aromatic Hydrocarbons SW8270D				**(SW3510C)**				
Naphthalene	BRL	0.50		ug/L	246181	1	07/31/2017 21:44	YH
Acenaphthylene	BRL	1.0		ug/L	246181	1	07/31/2017 21:44	YH
Acenaphthene	BRL	0.50		ug/L	246181	1	07/31/2017 21:44	YH
Fluorene	BRL	0.10		ug/L	246181	1	07/31/2017 21:44	YH
Phenanthrene	0.62	0.050		ug/L	246181	1	07/31/2017 21:44	YH
Anthracene	0.097	0.050		ug/L	246181	1	07/31/2017 21:44	YH
Fluoranthene	0.71	0.10		ug/L	246181	1	07/31/2017 21:44	YH
Pyrene	0.59	0.050		ug/L	246181	1	07/31/2017 21:44	YH
Benz(a)anthracene	0.10	0.050		ug/L	246181	1	07/31/2017 21:44	YH
Chrysene	0.075	0.050		ug/L	246181	1	07/31/2017 21:44	YH
Benzo(b)fluoranthene	BRL	0.10		ug/L	246181	1	07/31/2017 21:44	YH
Benzo(k)fluoranthene	BRL	0.050		ug/L	246181	1	07/31/2017 21:44	YH
Benzo(a)pyrene	BRL	0.050		ug/L	246181	1	07/31/2017 21:44	YH

Qualifiers:

*	Value exceeds maximum contaminant level	E	Estimated (value above quantitation range)
BRL	Below reporting limit	S	Spike Recovery outside limits due to matrix
H	Holding times for preparation or analysis exceeded	Narr	See case narrative
N	Analyte not NELAC certified	NC	Not confirmed
B	Analyte detected in the associated method blank	<	Less than Result value
>	Greater than Result value	J	Estimated value detected below Reporting Limit

Analytical Environmental Services, Inc **Date:** 8-Aug-17

Client:	AMEC Foster Wheeler	**Client Sample ID:**	MW-607-0717
Project Name:	AGL Augusta	**Collection Date:**	7/28/2017 10:05:00 AM
Lab ID:	1707O97-020	**Matrix:**	Groundwater

Analyses	Result	Reporting Limit	Qual	Units	BatchID	Dilution Factor	Date Analyzed	Analyst
SIM Polynuclear Aromatic Hydrocarbons SW8270D				**(SW3510C)**				
Indeno(1,2,3-cd)pyrene	BRL	0.050		ug/L	246181	1	07/31/2017 21:44	YH
Dibenz(a,h)anthracene	BRL	0.10		ug/L	246181	1	07/31/2017 21:44	YH
Benzo(g,h,i)perylene	BRL	0.10		ug/L	246181	1	07/31/2017 21:44	YH
Surr: 4-Terphenyl-d14	82.6	58.5-125		%REC	246181	1	07/31/2017 21:44	YH
Mercury, Total SW7470A				**(SW7470A)**				
Mercury	BRL	0.00020		mg/L	246302	1	08/06/2017 19:11	AS
Cyanide SW9014				**(SW9010C)**				
Cyanide, Total	BRL	0.010		mg/L	246390	1	08/03/2017 10:00	AK

Qualifiers:

*	Value exceeds maximum contaminant level	E	Estimated (value above quantitation range)
BRL	Below reporting limit	S	Spike Recovery outside limits due to matrix
H	Holding times for preparation or analysis exceeded	Narr	See case narrative
N	Analyte not NELAC certified	NC	Not confirmed
B	Analyte detected in the associated method blank	<	Less than Result value
>	Greater than Result value	J	Estimated value detected below Reporting Limit

Analytical Environmental Services, Inc

Date: 8-Aug-17

SUMMARY OF ANALYTES DETECTED

Analyses	Result	Qual	MDL	Reporting Limit	Units	BatchID	Dilution Factor
Client Sample ID: MW-507BR-0717				**Lab ID:** 1707O97-002			
Collection Date: 7/27/2017 9:32:00 AM				**Matrix:** Groundwater			
Total Metals by ICP/MS SW6020B				**(SW3005A)**			
Barium	0.0736		0.000185	0.00400	mg/L	246195	1
Client Sample ID: MW-500BR-0717				**Lab ID:** 1707O97-003			
Collection Date: 7/27/2017 10:25:00 AM				**Matrix:** Groundwater			
Volatile Organic Compounds by GC/MS SW8260B				**(SW5030B)**			
Benzene	6500		19	250	ug/L	246357	50
Ethylbenzene	680		13	250	ug/L	246357	50
Methylene chloride	270		59	250	ug/L	246357	50
Total Metals by ICP/MS SW6020B				**(SW3005A)**			
Barium	0.350		0.000185	0.00400	mg/L	246195	1
Cadmium	0.0213		0.000148	0.00500	mg/L	246195	1
Zinc	0.0959		0.000580	0.0200	mg/L	246195	1
SIM Polynuclear Aromatic Hydrocarbons SW8270D				**(SW3510C)**			
Naphthalene	700		0.72	50	ug/L	246181	100
Acenaphthene	31		1.7	5.0	ug/L	246181	100
Fluorene	6.1		0.019	0.10	ug/L	246181	1
Phenanthrene	4.1		0.022	0.050	ug/L	246181	1
Anthracene	0.51		0.026	0.050	ug/L	246181	1
Fluoranthene	0.14		0.016	0.10	ug/L	246181	1
Pyrene	0.17		0.015	0.050	ug/L	246181	1
Client Sample ID: MW-319-0717				**Lab ID:** 1707O97-004			
Collection Date: 7/27/2017 11:25:00 AM				**Matrix:** Groundwater			
Total Metals by ICP/MS SW6020B				**(SW3005A)**			
Barium	0.584		0.000185	0.00400	mg/L	246195	1
Client Sample ID: MW-310SAP-0717				**Lab ID:** 1707O97-005			
Collection Date: 7/27/2017 11:05:00 AM				**Matrix:** Groundwater			
Total Metals by ICP/MS SW6020B				**(SW3005A)**			
Barium	0.0724		0.000185	0.00400	mg/L	246195	1
Nickel	0.386		0.000210	0.0200	mg/L	246195	1
Client Sample ID: MW-401S-0717				**Lab ID:** 1707O97-006			
Collection Date: 7/27/2017 1:06:00 PM				**Matrix:** Groundwater			
Total Metals by ICP/MS SW6020B				**(SW3005A)**			
Barium	0.104		0.000185	0.00400	mg/L	246195	1
Client Sample ID: DUP-4-0717				**Lab ID:** 1707O97-007			
Collection Date: 7/27/2017 12:00:00 PM				**Matrix:** Groundwater			
Total Metals by ICP/MS SW6020B				**(SW3005A)**			
Barium	0.106		0.000185	0.00400	mg/L	246195	1
Client Sample ID: MW-401D-0717				**Lab ID:** 1707O97-008			
Collection Date: 7/27/2017 2:51:00 PM				**Matrix:** Groundwater			
Volatile Organic Compounds by GC/MS SW8260B				**(SW5030B)**			
Trichloroethene	10		0.30	5.0	ug/L	246357	1
Total Metals by ICP/MS SW6020B				**(SW3005A)**			
Barium	0.0728		0.000185	0.00400	mg/L	246195	1

Analytical Environmental Services, Inc

Date: 8-Aug-17

SUMMARY OF ANALYTES DETECTED

Analyses	Result	Qual	MDL	Reporting Limit	Units	BatchID	Dilution Factor
Client Sample ID: MW-401D-0717				**Lab ID:** 1707O97-008			
Collection Date: 7/27/2017 2:51:00 PM				**Matrix:** Groundwater			
Total Metals by ICP/MS SW6020B				**(SW3005A)**			
Cadmium	0.0162		0.000148	0.00500	mg/L	246195	1
Client Sample ID: DUP-6-0717				**Lab ID:** 1707O97-009			
Collection Date: 7/27/2017 12:00:00 PM				**Matrix:** Groundwater			
Volatile Organic Compounds by GC/MS SW8260B				**(SW5030B)**			
Trichloroethene	11		0.30	5.0	ug/L	246357	1
Total Metals by ICP/MS SW6020B				**(SW3005A)**			
Barium	0.0725		0.000185	0.00400	mg/L	246195	1
Cadmium	0.0174		0.000148	0.00500	mg/L	246195	1
Client Sample ID: MW-401SAP-0717				**Lab ID:** 1707O97-010			
Collection Date: 7/27/2017 4:21:00 PM				**Matrix:** Groundwater			
Volatile Organic Compounds by GC/MS SW8260B				**(SW5030B)**			
Trichloroethene	5.0		0.30	5.0	ug/L	246357	1
Total Metals by ICP/MS SW6020B				**(SW3005A)**			
Barium	0.0831		0.000185	0.00400	mg/L	246195	1
Cadmium	0.0143		0.000148	0.00500	mg/L	246195	1
Zinc	0.0292		0.000580	0.0200	mg/L	246195	1
Client Sample ID: MW-318-0717				**Lab ID:** 1707O97-011			
Collection Date: 7/27/2017 3:10:00 PM				**Matrix:** Groundwater			
Volatile Organic Compounds by GC/MS SW8260B				**(SW5030B)**			
Benzene	240		3.7	50	ug/L	246357	10
Ethylbenzene	23		0.26	5.0	ug/L	246357	1
Xylenes, Total	5.8		0.77	5.0	ug/L	246357	1
Total Metals by ICP/MS SW6020B				**(SW3005A)**			
Barium	0.819		0.000185	0.00400	mg/L	246195	1
SIM Polynuclear Aromatic Hydrocarbons SW8270D				**(SW3510C)**			
Naphthalene	100		0.72	50	ug/L	246181	100
Acenaphthene	16		1.7	5.0	ug/L	246181	100
Fluorene	2.4		0.019	0.10	ug/L	246181	1
Phenanthrene	1.6		0.022	0.050	ug/L	246181	1
Anthracene	0.33		0.026	0.050	ug/L	246181	1
Fluoranthene	0.13		0.016	0.10	ug/L	246181	1
Pyrene	0.17		0.015	0.050	ug/L	246181	1
Indeno(1,2,3-cd)pyrene	0.26		0.012	0.050	ug/L	246181	1
Dibenz(a,h)anthracene	0.23		0.0097	0.10	ug/L	246181	1
Benzo(g,h,i)perylene	0.36		0.014	0.10	ug/L	246181	1
Client Sample ID: MW-21-0717				**Lab ID:** 1707O97-012			
Collection Date: 7/27/2017 1:36:00 PM				**Matrix:** Groundwater			
Volatile Organic Compounds by GC/MS SW8260B				**(SW5030B)**			
Trichloroethene	8.0		0.30	5.0	ug/L	246357	1
Total Metals by ICP/MS SW6020B				**(SW3005A)**			
Barium	0.0944		0.000185	0.00400	mg/L	246195	1
Client Sample ID: MW-313-0717				**Lab ID:** 1707O97-013			
Collection Date: 7/27/2017 11:48:00 AM				**Matrix:** Groundwater			

Analytical Environmental Services, Inc

Date: 8-Aug-17

SUMMARY OF ANALYTES DETECTED

Analyses	Result	Qual	MDL	Reporting Limit	Units	BatchID	Dilution Factor
Client Sample ID: MW-313-0717				**Lab ID:** 1707O97-013			
Collection Date: 7/27/2017 11:48:00 AM				**Matrix:** Groundwater			
Total Metals by ICP/MS SW6020B				**(SW3005A)**			
Barium	0.169		0.000185	0.00400	mg/L	246195	1
Zinc	0.0244		0.000580	0.0200	mg/L	246195	1
SIM Polynuclear Aromatic Hydrocarbons SW8270D				**(SW3510C)**			
Indeno(1,2,3-cd)pyrene	0.13		0.012	0.050	ug/L	246181	1
Dibenz(a,h)anthracene	0.12		0.0097	0.10	ug/L	246181	1
Benzo(g,h,i)perylene	0.16		0.014	0.10	ug/L	246181	1
Client Sample ID: MW-213-0717				**Lab ID:** 1707O97-014			
Collection Date: 7/27/2017 10:03:00 AM				**Matrix:** Groundwater			
Volatile Organic Compounds by GC/MS SW8260B				**(SW5030B)**			
Benzene	7800		19	250	ug/L	246357	50
Ethylbenzene	1200		13	250	ug/L	246357	50
Methylene chloride	290		59	250	ug/L	246357	50
Xylenes, Total	520		38	250	ug/L	246357	50
Total Metals by ICP/MS SW6020B				**(SW3005A)**			
Barium	1.04		0.000185	0.00400	mg/L	246195	1
SIM Polynuclear Aromatic Hydrocarbons SW8270D				**(SW3510C)**			
Naphthalene	5400		7.2	500	ug/L	246181	1000
Acenaphthylene	49		2.0	5.0	ug/L	246181	100
Acenaphthene	77		1.7	50	ug/L	246181	100
Fluorene	15		1.9	10	ug/L	246181	100
Phenanthrene	20		2.2	5.0	ug/L	246181	100
Anthracene	2.6		0.026	0.050	ug/L	246181	1
Fluoranthene	0.51		0.016	0.10	ug/L	246181	1
Pyrene	0.52		0.015	0.050	ug/L	246181	1
Client Sample ID: MW-320-0717				**Lab ID:** 1707O97-015			
Collection Date: 7/27/2017 10:45:00 AM				**Matrix:** Groundwater			
Total Metals by ICP/MS SW6020B				**(SW3005A)**			
Barium	0.249		0.000185	0.00400	mg/L	246195	1
Client Sample ID: MW-404DR-0717				**Lab ID:** 1707O97-016			
Collection Date: 7/27/2017 2:50:00 PM				**Matrix:** Groundwater			
Total Metals by ICP/MS SW6020B				**(SW3005A)**			
Barium	0.147		0.000185	0.00400	mg/L	246195	1
Client Sample ID: MW-501S-0717				**Lab ID:** 1707O97-017			
Collection Date: 7/27/2017 4:00:00 PM				**Matrix:** Groundwater			
Total Metals by ICP/MS SW6020B				**(SW3005A)**			
Barium	0.0796		0.000185	0.00400	mg/L	246195	1
Client Sample ID: DUP-5-0717				**Lab ID:** 1707O97-018			
Collection Date: 7/27/2017 12:00:00 PM				**Matrix:** Groundwater			
Total Metals by ICP/MS SW6020B				**(SW3005A)**			
Barium	0.0804		0.000185	0.00400	mg/L	246195	1
Client Sample ID: IDW-0717				**Lab ID:** 1707O97-019			
Collection Date: 7/28/2017 8:30:00 AM				**Matrix:** Groundwater			

Analytical Environmental Services, Inc

Date: 8-Aug-17

SUMMARY OF ANALYTES DETECTED

Analyses	Result	Qual	MDL	Reporting Limit	Units	BatchID	Dilution Factor
Client Sample ID: IDW-0717				**Lab ID:** 1707O97-019			
Collection Date: 7/28/2017 8:30:00 AM				**Matrix:** Groundwater			
Total Metals by ICP/MS SW6020B				**(SW3005A)**			
Barium	0.294		0.000185	0.00400	mg/L	246195	1
Zinc	0.0532		0.000580	0.0200	mg/L	246195	1
SIM Polynuclear Aromatic Hydrocarbons SW8270D				**(SW3510C)**			
Phenanthrene	0.48		0.022	0.050	ug/L	246181	1
Anthracene	0.21		0.026	0.050	ug/L	246181	1
Fluoranthene	0.89		0.016	0.10	ug/L	246181	1
Pyrene	1.2		0.015	0.050	ug/L	246181	1
Benz(a)anthracene	0.73		0.018	0.050	ug/L	246181	1
Chrysene	0.48		0.017	0.050	ug/L	246181	1
Benzo(b)fluoranthene	0.59		0.020	0.10	ug/L	246181	1
Benzo(k)fluoranthene	0.19		0.026	0.050	ug/L	246181	1
Benzo(a)pyrene	0.58		0.022	0.050	ug/L	246181	1
Indeno(1,2,3-cd)pyrene	0.20		0.012	0.050	ug/L	246181	1
Benzo(g,h,i)perylene	0.27		0.014	0.10	ug/L	246181	1
Cyanide SW9014				**(SW9010C)**			
Cyanide, Total	0.046		0.00470	0.010	mg/L	246390	1
Client Sample ID: MW-607-0717				**Lab ID:** 1707O97-020			
Collection Date: 7/28/2017 10:05:00 AM				**Matrix:** Groundwater			
Total Metals by ICP/MS SW6020B				**(SW3005A)**			
Barium	0.738		0.000185	0.00400	mg/L	246195	1
SIM Polynuclear Aromatic Hydrocarbons SW8270D				**(SW3510C)**			
Phenanthrene	0.62		0.022	0.050	ug/L	246181	1
Anthracene	0.097		0.026	0.050	ug/L	246181	1
Fluoranthene	0.71		0.016	0.10	ug/L	246181	1
Pyrene	0.59		0.015	0.050	ug/L	246181	1
Benz(a)anthracene	0.10		0.018	0.050	ug/L	246181	1
Chrysene	0.075		0.017	0.050	ug/L	246181	1

Qualifiers:

- * Value exceeds maximum contaminant level
- BRL Below reporting limit
- H Holding times for preparation or analysis exceeded
- N Analyte not NELAC certified
- B Analyte detected in the associated method blank
- > Greater than Result value
- E Estimated (value above quantitation range)
- S Spike Recovery outside limits due to matrix
- Narr See case narrative
- NC Not confirmed
- < Less than Result value
- J Estimated value detected below Reporting Limit

AES ANALYTICAL ENVIRONMENTAL SERVICES, INC.

SAMPLE/COOLER RECEIPT CHECKLIST

1. Client Name: _____ AES Work Order Number: _____

2. Carrier: FedEx ☐ UPS ☐ USPS ☐ Client ☐ Courier ☐ Other _____

		Yes	No	N/A	Details	Comments
3.	Shipping container/cooler received in good condition?				damaged ☐ leaking ☐ other ☐	
4.	Custody seals present on shipping container?					
5.	Custody seals intact on shipping container?					
6.	Temperature blanks present?					
7.	Cooler temperature(s) within limits of 0-6°C? [See item 13 and 14 for temperature recordings.]				Cooling initiated for recently collected samples / ice present ☐	
8.	Chain of Custody (COC) present?					
9.	Chain of Custody signed, dated, and timed when relinquished and received?					
10.	Sampler name and/or signature on COC?					
11.	Were all samples received within holding time?					
12.	TAT marked on the COC?				If no TAT indicated, proceeded with standard TAT per Terms & Conditions. ☐	

13. Cooler 1 Temperature _____ °C Cooler 2 Temperature _____ °C Cooler 3 Temperature _____ °C Cooler 4 Temperature _____ °C

Cooler 5 Temperature _____ °C Cooler 6 Temperature _____ °C Cooler 7 Temperature _____ °C Cooler 8 Temperature _____ °C

15. Comments: _____

I certify that I have completed sections 1-15 (dated initials). _____

		Yes	No	N/A	Details	Comments
16.	Were sample containers intact upon receipt?					
17.	Custody seals present on sample containers?					
18.	Custody seals intact on sample containers?					
19.	Do sample container labels match the COC?				incomplete info ☐ illegible ☐ no label ☐ other ☐	
20.	Are analyses requested indicated on the COC?					
21.	Were all of the samples listed on the COC received?				samples received but not listed on COC ☐ samples listed on COC not received ☐	
22.	Was the sample collection date/time noted?					
23.	Did we receive sufficient sample volume for indicated analyses?					
24.	Were samples received in appropriate containers?					
25.	Were VOA samples received without headspace (< 1/4" bubble)?					
26.	Were trip blanks submitted?				listed on COC ☐ not listed on COC ☐	

27. Comments: _____

I certify that I have completed sections 16-27 (dated initials). _____

		Yes	No	N/A	Details	Comments
28.	Have containers needing chemical preservation been checked? *					
29.	Containers meet preservation guidelines?					
30.	Was pH adjusted at Sample Receipt?					

I certify that I have completed sections 28-30 (dated initials). _____

Analytical Environmental Services, Inc

Date: 8-Aug-17

Client: AMEC Foster Wheeler
Project Name: AGL Augusta
Lab Order: 1707O97

Dates Report

Lab Sample ID	Client Sample ID	Collection Date	Matrix	Test Name	TCLP Date	Prep Date	Analysis Date
1707O97-001A	TB-03-0717	7/27/2017 8:30:00AM	Groundwater	Volatile Organic Compounds by GC/MS		8/2/2017 4:56:00PM	08/02/2017
1707O97-002A	MW-507BR-0717	7/27/2017 9:32:00AM	Groundwater	Volatile Organic Compounds by GC/MS		8/2/2017 4:56:00PM	08/02/2017
1707O97-002B	MW-507BR-0717	7/27/2017 9:32:00AM	Groundwater	Total Metals by ICP/MS		7/31/2017 2:39:00PM	08/03/2017
1707O97-002B	MW-507BR-0717	7/27/2017 9:32:00AM	Groundwater	TOTAL MERCURY		8/5/2017 2:08:00PM	08/05/2017
1707O97-002C	MW-507BR-0717	7/27/2017 9:32:00AM	Groundwater	Cyanide		8/3/2017 9:00:00AM	08/03/2017
1707O97-002D	MW-507BR-0717	7/27/2017 9:32:00AM	Groundwater	Polynuclear Aromatic Hydrocarbons		7/31/2017 10:00:00AM	07/31/2017
1707O97-003A	MW-500BR-0717	7/27/2017 10:25:00AM	Groundwater	Volatile Organic Compounds by GC/MS		8/2/2017 4:56:00PM	08/02/2017
1707O97-003B	MW-500BR-0717	7/27/2017 10:25:00AM	Groundwater	Total Metals by ICP/MS		7/31/2017 2:39:00PM	08/03/2017
1707O97-003B	MW-500BR-0717	7/27/2017 10:25:00AM	Groundwater	TOTAL MERCURY		8/5/2017 2:08:00PM	08/05/2017
1707O97-003C	MW-500BR-0717	7/27/2017 10:25:00AM	Groundwater	Cyanide		8/3/2017 9:00:00AM	08/03/2017
1707O97-003D	MW-500BR-0717	7/27/2017 10:25:00AM	Groundwater	Polynuclear Aromatic Hydrocarbons		7/31/2017 10:00:00AM	07/31/2017
1707O97-003D	MW-500BR-0717	7/27/2017 10:25:00AM	Groundwater	Polynuclear Aromatic Hydrocarbons		7/31/2017 10:00:00AM	08/01/2017
1707O97-004A	MW-319-0717	7/27/2017 11:25:00AM	Groundwater	Volatile Organic Compounds by GC/MS		8/2/2017 4:56:00PM	08/02/2017
1707O97-004B	MW-319-0717	7/27/2017 11:25:00AM	Groundwater	Total Metals by ICP/MS		7/31/2017 2:39:00PM	08/03/2017
1707O97-004B	MW-319-0717	7/27/2017 11:25:00AM	Groundwater	TOTAL MERCURY		8/5/2017 2:08:00PM	08/05/2017
1707O97-004C	MW-319-0717	7/27/2017 11:25:00AM	Groundwater	Cyanide		8/3/2017 9:00:00AM	08/03/2017
1707O97-004D	MW-319-0717	7/27/2017 11:25:00AM	Groundwater	Polynuclear Aromatic Hydrocarbons		7/31/2017 10:00:00AM	07/31/2017
1707O97-005A	MW-310SAP-0717	7/27/2017 11:05:00AM	Groundwater	Volatile Organic Compounds by GC/MS		8/2/2017 4:56:00PM	08/02/2017
1707O97-005B	MW-310SAP-0717	7/27/2017 11:05:00AM	Groundwater	Total Metals by ICP/MS		7/31/2017 2:39:00PM	08/03/2017
1707O97-005B	MW-310SAP-0717	7/27/2017 11:05:00AM	Groundwater	TOTAL MERCURY		8/5/2017 2:08:00PM	08/05/2017
1707O97-005C	MW-310SAP-0717	7/27/2017 11:05:00AM	Groundwater	Cyanide		8/3/2017 9:00:00AM	08/03/2017
1707O97-005D	MW-310SAP-0717	7/27/2017 11:05:00AM	Groundwater	Polynuclear Aromatic Hydrocarbons		7/31/2017 10:00:00AM	07/31/2017
1707O97-006A	MW-401S-0717	7/27/2017 1:06:00PM	Groundwater	Volatile Organic Compounds by GC/MS		8/2/2017 4:56:00PM	08/02/2017
1707O97-006B	MW-401S-0717	7/27/2017 1:06:00PM	Groundwater	Total Metals by ICP/MS		7/31/2017 2:39:00PM	08/03/2017
1707O97-006B	MW-401S-0717	7/27/2017 1:06:00PM	Groundwater	TOTAL MERCURY		8/5/2017 2:08:00PM	08/05/2017
1707O97-006C	MW-401S-0717	7/27/2017 1:06:00PM	Groundwater	Cyanide		8/3/2017 9:00:00AM	08/03/2017
1707O97-006D	MW-401S-0717	7/27/2017 1:06:00PM	Groundwater	Polynuclear Aromatic Hydrocarbons		7/31/2017 10:00:00AM	07/31/2017
1707O97-007A	DUP-4-0717	7/27/2017 12:00:00PM	Groundwater	Volatile Organic Compounds by GC/MS		8/2/2017 4:56:00PM	08/02/2017
1707O97-007B	DUP-4-0717	7/27/2017 12:00:00PM	Groundwater	Total Metals by ICP/MS		7/31/2017 2:39:00PM	08/03/2017

Analytical Environmental Services, Inc

Date: 8-Aug-17

Client: AMEC Foster Wheeler
Project Name: AGL Augusta
Lab Order: 1707O97

Dates Report

Lab Sample ID	Client Sample ID	Collection Date	Matrix	Test Name	TCLP Date	Prep Date	Analysis Date
1707O97-007B	DUP-4-0717	7/27/2017 12:00:00PM	Groundwater	TOTAL MERCURY		8/5/2017 2:08:00PM	08/05/2017
1707O97-007C	DUP-4-0717	7/27/2017 12:00:00PM	Groundwater	Cyanide		8/3/2017 9:00:00AM	08/03/2017
1707O97-007D	DUP-4-0717	7/27/2017 12:00:00PM	Groundwater	Polynuclear Aromatic Hydrocarbons		7/31/2017 10:00:00AM	08/01/2017
1707O97-008A	MW-401D-0717	7/27/2017 2:51:00PM	Groundwater	Volatile Organic Compounds by GC/MS		8/2/2017 4:56:00PM	08/02/2017
1707O97-008B	MW-401D-0717	7/27/2017 2:51:00PM	Groundwater	Total Metals by ICP/MS		7/31/2017 2:39:00PM	08/03/2017
1707O97-008B	MW-401D-0717	7/27/2017 2:51:00PM	Groundwater	TOTAL MERCURY		8/5/2017 2:08:00PM	08/06/2017
1707O97-008C	MW-401D-0717	7/27/2017 2:51:00PM	Groundwater	Cyanide		8/3/2017 9:00:00AM	08/03/2017
1707O97-008D	MW-401D-0717	7/27/2017 2:51:00PM	Groundwater	Polynuclear Aromatic Hydrocarbons		7/31/2017 10:00:00AM	08/01/2017
1707O97-009A	DUP-6-0717	7/27/2017 12:00:00PM	Groundwater	Volatile Organic Compounds by GC/MS		8/2/2017 4:56:00PM	08/02/2017
1707O97-009B	DUP-6-0717	7/27/2017 12:00:00PM	Groundwater	Total Metals by ICP/MS		7/31/2017 2:39:00PM	08/03/2017
1707O97-009B	DUP-6-0717	7/27/2017 12:00:00PM	Groundwater	TOTAL MERCURY		8/5/2017 2:08:00PM	08/06/2017
1707O97-009C	DUP-6-0717	7/27/2017 12:00:00PM	Groundwater	Cyanide		8/3/2017 9:00:00AM	08/03/2017
1707O97-009D	DUP-6-0717	7/27/2017 12:00:00PM	Groundwater	Polynuclear Aromatic Hydrocarbons		7/31/2017 10:00:00AM	08/01/2017
1707O97-010A	MW-401SAP-0717	7/27/2017 4:21:00PM	Groundwater	Volatile Organic Compounds by GC/MS		8/2/2017 4:56:00PM	08/02/2017
1707O97-010B	MW-401SAP-0717	7/27/2017 4:21:00PM	Groundwater	Total Metals by ICP/MS		7/31/2017 2:39:00PM	08/03/2017
1707O97-010B	MW-401SAP-0717	7/27/2017 4:21:00PM	Groundwater	TOTAL MERCURY		8/5/2017 2:08:00PM	08/06/2017
1707O97-010C	MW-401SAP-0717	7/27/2017 4:21:00PM	Groundwater	Cyanide		8/3/2017 9:00:00AM	08/03/2017
1707O97-010D	MW-401SAP-0717	7/27/2017 4:21:00PM	Groundwater	Polynuclear Aromatic Hydrocarbons		7/31/2017 10:00:00AM	08/01/2017
1707O97-011A	MW-318-0717	7/27/2017 3:10:00PM	Groundwater	Volatile Organic Compounds by GC/MS		8/2/2017 4:56:00PM	08/02/2017
1707O97-011B	MW-318-0717	7/27/2017 3:10:00PM	Groundwater	Total Metals by ICP/MS		7/31/2017 2:39:00PM	08/03/2017
1707O97-011B	MW-318-0717	7/27/2017 3:10:00PM	Groundwater	TOTAL MERCURY		8/5/2017 2:08:00PM	08/06/2017
1707O97-011C	MW-318-0717	7/27/2017 3:10:00PM	Groundwater	Cyanide		8/3/2017 9:00:00AM	08/03/2017
1707O97-011D	MW-318-0717	7/27/2017 3:10:00PM	Groundwater	Polynuclear Aromatic Hydrocarbons		7/31/2017 10:00:00AM	07/31/2017
1707O97-011D	MW-318-0717	7/27/2017 3:10:00PM	Groundwater	Polynuclear Aromatic Hydrocarbons		7/31/2017 10:00:00AM	08/01/2017
1707O97-012A	MW-21-0717	7/27/2017 1:36:00PM	Groundwater	Volatile Organic Compounds by GC/MS		8/2/2017 4:56:00PM	08/02/2017
1707O97-012B	MW-21-0717	7/27/2017 1:36:00PM	Groundwater	Total Metals by ICP/MS		7/31/2017 2:39:00PM	08/03/2017
1707O97-012B	MW-21-0717	7/27/2017 1:36:00PM	Groundwater	TOTAL MERCURY		8/5/2017 2:08:00PM	08/06/2017
1707O97-012C	MW-21-0717	7/27/2017 1:36:00PM	Groundwater	Cyanide		8/3/2017 9:00:00AM	08/03/2017
1707O97-012D	MW-21-0717	7/27/2017 1:36:00PM	Groundwater	Polynuclear Aromatic Hydrocarbons		7/31/2017 10:00:00AM	07/31/2017

Analytical Environmental Services, Inc

Date: 8-Aug-17

Client: AMEC Foster Wheeler
Project Name: AGL Augusta
Lab Order: 1707O97

Dates Report

Lab Sample ID	Client Sample ID	Collection Date	Matrix	Test Name	TCLP Date	Prep Date	Analysis Date
1707O97-013A	MW-313-0717	7/27/2017 11:48:00AM	Groundwater	Volatile Organic Compounds by GC/MS		8/2/2017 4:56:00PM	08/03/2017
1707O97-013B	MW-313-0717	7/27/2017 11:48:00AM	Groundwater	Total Metals by ICP/MS		7/31/2017 2:39:00PM	08/03/2017
1707O97-013B	MW-313-0717	7/27/2017 11:48:00AM	Groundwater	TOTAL MERCURY		8/5/2017 2:08:00PM	08/06/2017
1707O97-013C	MW-313-0717	7/27/2017 11:48:00AM	Groundwater	Cyanide		8/3/2017 9:00:00AM	08/03/2017
1707O97-013D	MW-313-0717	7/27/2017 11:48:00AM	Groundwater	Polynuclear Aromatic Hydrocarbons		7/31/2017 10:00:00AM	07/31/2017
1707O97-014A	MW-213-0717	7/27/2017 10:03:00AM	Groundwater	Volatile Organic Compounds by GC/MS		8/2/2017 4:56:00PM	08/03/2017
1707O97-014B	MW-213-0717	7/27/2017 10:03:00AM	Groundwater	Total Metals by ICP/MS		7/31/2017 2:39:00PM	08/03/2017
1707O97-014B	MW-213-0717	7/27/2017 10:03:00AM	Groundwater	TOTAL MERCURY		8/5/2017 2:08:00PM	08/06/2017
1707O97-014C	MW-213-0717	7/27/2017 10:03:00AM	Groundwater	Cyanide		8/3/2017 9:00:00AM	08/03/2017
1707O97-014D	MW-213-0717	7/27/2017 10:03:00AM	Groundwater	Polynuclear Aromatic Hydrocarbons		7/31/2017 10:00:00AM	07/31/2017
1707O97-014D	MW-213-0717	7/27/2017 10:03:00AM	Groundwater	Polynuclear Aromatic Hydrocarbons		7/31/2017 10:00:00AM	08/01/2017
1707O97-015A	MW-320-0717	7/27/2017 10:45:00AM	Groundwater	Volatile Organic Compounds by GC/MS		8/2/2017 4:56:00PM	08/02/2017
1707O97-015B	MW-320-0717	7/27/2017 10:45:00AM	Groundwater	Total Metals by ICP/MS		7/31/2017 2:39:00PM	08/03/2017
1707O97-015B	MW-320-0717	7/27/2017 10:45:00AM	Groundwater	TOTAL MERCURY		8/5/2017 2:08:00PM	08/05/2017
1707O97-015C	MW-320-0717	7/27/2017 10:45:00AM	Groundwater	Cyanide		8/3/2017 9:00:00AM	08/03/2017
1707O97-015D	MW-320-0717	7/27/2017 10:45:00AM	Groundwater	Polynuclear Aromatic Hydrocarbons		7/31/2017 10:00:00AM	07/31/2017
1707O97-016A	MW-404DR-0717	7/27/2017 2:50:00PM	Groundwater	Volatile Organic Compounds by GC/MS		8/2/2017 4:56:00PM	08/03/2017
1707O97-016B	MW-404DR-0717	7/27/2017 2:50:00PM	Groundwater	Total Metals by ICP/MS		7/31/2017 2:39:00PM	08/03/2017
1707O97-016B	MW-404DR-0717	7/27/2017 2:50:00PM	Groundwater	TOTAL MERCURY		8/5/2017 2:08:00PM	08/06/2017
1707O97-016C	MW-404DR-0717	7/27/2017 2:50:00PM	Groundwater	Cyanide		8/3/2017 9:00:00AM	08/03/2017
1707O97-016D	MW-404DR-0717	7/27/2017 2:50:00PM	Groundwater	Polynuclear Aromatic Hydrocarbons		7/31/2017 10:00:00AM	07/31/2017
1707O97-017A	MW-501S-0717	7/27/2017 4:00:00PM	Groundwater	Volatile Organic Compounds by GC/MS		8/2/2017 4:56:00PM	08/03/2017
1707O97-017B	MW-501S-0717	7/27/2017 4:00:00PM	Groundwater	Total Metals by ICP/MS		7/31/2017 2:39:00PM	08/03/2017
1707O97-017B	MW-501S-0717	7/27/2017 4:00:00PM	Groundwater	TOTAL MERCURY		8/5/2017 2:08:00PM	08/06/2017
1707O97-017C	MW-501S-0717	7/27/2017 4:00:00PM	Groundwater	Cyanide		8/3/2017 9:00:00AM	08/03/2017
1707O97-017D	MW-501S-0717	7/27/2017 4:00:00PM	Groundwater	Polynuclear Aromatic Hydrocarbons		7/31/2017 10:00:00AM	07/31/2017
1707O97-018A	DUP-5-0717	7/27/2017 12:00:00PM	Groundwater	Volatile Organic Compounds by GC/MS		8/2/2017 4:56:00PM	08/03/2017
1707O97-018B	DUP-5-0717	7/27/2017 12:00:00PM	Groundwater	Total Metals by ICP/MS		7/31/2017 2:39:00PM	08/03/2017
1707O97-018B	DUP-5-0717	7/27/2017 12:00:00PM	Groundwater	TOTAL MERCURY		8/5/2017 2:08:00PM	08/06/2017

Client: AMEC Foster Wheeler
Project Name: AGL Augusta
Lab Order: 1707O97

Dates Report

Lab Sample ID	Client Sample ID	Collection Date	Matrix	Test Name	TCLP Date	Prep Date	Analysis Date
1707O97-018C	DUP-5-0717	7/27/2017 12:00:00PM	Groundwater	Cyanide		8/3/2017 9:00:00AM	08/03/2017
1707O97-018D	DUP-5-0717	7/27/2017 12:00:00PM	Groundwater	Polynuclear Aromatic Hydrocarbons		7/31/2017 10:00:00AM	07/31/2017
1707O97-019A	IDW-0717	7/28/2017 8:30:00AM	Groundwater	Volatile Organic Compounds by GC/MS		8/2/2017 4:56:00PM	08/03/2017
1707O97-019B	IDW-0717	7/28/2017 8:30:00AM	Groundwater	Total Metals by ICP/MS		7/31/2017 2:39:00PM	08/03/2017
1707O97-019B	IDW-0717	7/28/2017 8:30:00AM	Groundwater	TOTAL MERCURY		8/5/2017 2:08:00PM	08/06/2017
1707O97-019C	IDW-0717	7/28/2017 8:30:00AM	Groundwater	Cyanide		8/3/2017 9:00:00AM	08/03/2017
1707O97-019D	IDW-0717	7/28/2017 8:30:00AM	Groundwater	Polynuclear Aromatic Hydrocarbons		7/31/2017 10:00:00AM	07/31/2017
1707O97-020A	MW-607-0717	7/28/2017 10:05:00AM	Groundwater	Volatile Organic Compounds by GC/MS		8/2/2017 4:56:00PM	08/03/2017
1707O97-020B	MW-607-0717	7/28/2017 10:05:00AM	Groundwater	Total Metals by ICP/MS		7/31/2017 2:39:00PM	08/03/2017
1707O97-020B	MW-607-0717	7/28/2017 10:05:00AM	Groundwater	TOTAL MERCURY		8/5/2017 2:08:00PM	08/06/2017
1707O97-020C	MW-607-0717	7/28/2017 10:05:00AM	Groundwater	Cyanide		8/3/2017 9:00:00AM	08/03/2017
1707O97-020D	MW-607-0717	7/28/2017 10:05:00AM	Groundwater	Polynuclear Aromatic Hydrocarbons		7/31/2017 10:00:00AM	07/31/2017

Client: AMEC Foster Wheeler
Project Name: AGL Augusta
Workorder: 1707O97

ANALYTICAL QC SUMMARY REPORT

BatchID: **246181**

Sample ID: **MB-246181** Client ID: Units: **ug/L** Prep Date: **07/31/2017** Run No: **348690**
SampleType: **MBLK** TestCode: **SIM Polynuclear Aromatic Hydrocarbons SW8270D** BatchID: **246181** Analysis Date: **07/31/2017** Seq No: **7659904**

Analyte	Result	RPT Limit	SPK value	SPK Ref Val	%REC	Low Limit	High Limit	RPD Ref Val	%RPD	RPD Limit	Qual
Acenaphthene	BRL	0.50									
Acenaphthylene	BRL	1.0									
Anthracene	BRL	0.050									
Benz(a)anthracene	BRL	0.050									
Benzo(a)pyrene	BRL	0.050									
Benzo(b)fluoranthene	BRL	0.10									
Benzo(g,h,i)perylene	BRL	0.10									
Benzo(k)fluoranthene	BRL	0.050									
Chrysene	BRL	0.050									
Dibenz(a,h)anthracene	BRL	0.10									
Fluoranthene	BRL	0.10									
Fluorene	BRL	0.10									
Indeno(1,2,3-cd)pyrene	BRL	0.050									
Naphthalene	BRL	0.50									
Phenanthrene	BRL	0.050									
Pyrene	BRL	0.050									
Surr: 4-Terphenyl-d14	1.922	0	2.000		96.1	58.5	125				

Sample ID: **LCS-246181** Client ID: Units: **ug/L** Prep Date: **07/31/2017** Run No: **348690**
SampleType: **LCS** TestCode: **SIM Polynuclear Aromatic Hydrocarbons SW8270D** BatchID: **246181** Analysis Date: **07/31/2017** Seq No: **7659905**

Analyte	Result	RPT Limit	SPK value	SPK Ref Val	%REC	Low Limit	High Limit	RPD Ref Val	%RPD	RPD Limit	Qual
Acenaphthene	1.912	0.50	2.000		95.6	69.1	117				
Acenaphthylene	1.896	1.0	2.000		94.8	59.7	118				
Anthracene	1.944	0.050	2.000		97.2	64.7	121				
Benz(a)anthracene	2.312	0.050	2.000		116	61.7	139				
Benzo(a)pyrene	2.186	0.050	2.000		109	65.1	124				

Qualifiers:
> Greater than Result value
< Less than Result value
B Analyte detected in the associated method blank
BRL Below reporting limit
E Estimated (value above quantitation range)
H Holding times for preparation or analysis exceeded
J Estimated value detected below Reporting Limit
N Analyte not NELAC certified
R RPD outside limits due to matrix
Rpt Lim Reporting Limit
S Spike Recovery outside limits due to matrix

Client: AMEC Foster Wheeler
Project Name: AGL Augusta
Workorder: 1707O97

ANALYTICAL QC SUMMARY REPORT

BatchID: **246181**

Sample ID: **LCS-246181** Client ID: Units: **ug/L** Prep Date: **07/31/2017** Run No: **348690**
SampleType: **LCS** TestCode: **SIM Polynuclear Aromatic Hydrocarbons SW8270D** BatchID: **246181** Analysis Date: **07/31/2017** Seq No: **7659905**

Analyte	Result	RPT Limit	SPK value	SPK Ref Val	%REC	Low Limit	High Limit	RPD Ref Val	%RPD	RPD Limit	Qual
Benzo(b)fluoranthene	2.377	0.10	2.000		119	60.8	129				
Benzo(g,h,i)perylene	2.390	0.10	2.000		119	60.1	129				
Benzo(k)fluoranthene	2.210	0.050	2.000		110	69.6	130				
Chrysene	2.144	0.050	2.000		107	76.5	127				
Dibenz(a,h)anthracene	2.266	0.10	2.000		113	55.2	126				
Fluoranthene	2.112	0.10	2.000		106	66.5	133				
Fluorene	1.949	0.10	2.000		97.4	66.1	122				
Indeno(1,2,3-cd)pyrene	2.309	0.050	2.000		115	58.8	132				
Naphthalene	1.899	0.50	2.000		95.0	60.6	120				
Phenanthrene	2.095	0.050	2.000		105	65.9	118				
Pyrene	2.147	0.050	2.000		107	70.2	129				
Surr: 4-Terphenyl-d14	2.065	0	2.000		103	58.5	125				

Sample ID: **1707O97-002DMS** Client ID: **MW-507BR-0717** Units: **ug/L** Prep Date: **07/31/2017** Run No: **348690**
SampleType: **MS** TestCode: **SIM Polynuclear Aromatic Hydrocarbons SW8270D** BatchID: **246181** Analysis Date: **07/31/2017** Seq No: **7661065**

Analyte	Result	RPT Limit	SPK value	SPK Ref Val	%REC	Low Limit	High Limit	RPD Ref Val	%RPD	RPD Limit	Qual
Acenaphthene	1.683	0.50	2.000		84.2	49.7	118				
Acenaphthylene	1.687	1.0	2.000		84.3	56.7	120				
Anthracene	1.714	0.050	2.000		85.7	54.4	117				
Benz(a)anthracene	1.993	0.050	2.000		99.6	52.4	135				
Benzo(a)pyrene	1.650	0.050	2.000		82.5	51.5	117				
Benzo(b)fluoranthene	1.795	0.10	2.000		89.8	45.6	124				
Benzo(g,h,i)perylene	1.190	0.10	2.000		59.5	45.9	120				
Benzo(k)fluoranthene	1.713	0.050	2.000		85.7	51.8	122				
Chrysene	1.879	0.050	2.000		94.0	59.9	120				
Dibenz(a,h)anthracene	1.200	0.10	2.000		60.0	41.6	120				
Fluoranthene	1.836	0.10	2.000		91.8	59.7	122				

Qualifiers:
> Greater than Result value
BRL Below reporting limit
J Estimated value detected below Reporting Limit
Rpt Lim Reporting Limit
< Less than Result value
E Estimated (value above quantitation range)
N Analyte not NELAC certified
S Spike Recovery outside limits due to matrix
B Analyte detected in the associated method blank
H Holding times for preparation or analysis exceeded
R RPD outside limits due to matrix

Client: AMEC Foster Wheeler
Project Name: AGL Augusta
Workorder: 1707O97

ANALYTICAL QC SUMMARY REPORT

BatchID: **246181**

Sample ID: **1707O97-002DMS** Client ID: **MW-507BR-0717** Units: **ug/L** Prep Date: **07/31/2017** Run No: **348690**
SampleType: **MS** TestCode: **SIM Polynuclear Aromatic Hydrocarbons SW8270D** BatchID: **246181** Analysis Date: **07/31/2017** Seq No: **7661065**

Analyte	Result	RPT Limit	SPK value	SPK Ref Val	%REC	Low Limit	High Limit	RPD Ref Val	%RPD	RPD Limit	Qual
Fluorene	1.824	0.10	2.000		91.2	57.9	117				
Indeno(1,2,3-cd)pyrene	1.203	0.050	2.000		60.2	45.5	120				
Naphthalene	1.538	0.50	2.000	0.05225	74.3	53.9	120				
Phenanthrene	1.806	0.050	2.000	0.02327	89.1	58.1	120				
Pyrene	1.915	0.050	2.000		95.8	61.6	120				
Surr: 4-Terphenyl-d14	1.727	0	2.000		86.4	58.5	125				

Sample ID: **1707O97-015DMS** Client ID: **MW-320-0717** Units: **ug/L** Prep Date: **07/31/2017** Run No: **348690**
SampleType: **MS** TestCode: **SIM Polynuclear Aromatic Hydrocarbons SW8270D** BatchID: **246181** Analysis Date: **07/31/2017** Seq No: **7661063**

Analyte	Result	RPT Limit	SPK value	SPK Ref Val	%REC	Low Limit	High Limit	RPD Ref Val	%RPD	RPD Limit	Qual
Acenaphthene	1.553	0.50	2.000		77.6	49.7	118				
Acenaphthylene	1.331	1.0	2.000		66.5	56.7	120				
Anthracene	1.621	0.050	2.000		81.0	54.4	117				
Benz(a)anthracene	2.179	0.050	2.000		109	52.4	135				
Benzo(a)pyrene	1.696	0.050	2.000		84.8	51.5	117				
Benzo(b)fluoranthene	2.074	0.10	2.000		104	45.6	124				
Benzo(g,h,i)perylene	1.532	0.10	2.000		76.6	45.9	120				
Benzo(k)fluoranthene	1.845	0.050	2.000		92.3	51.8	122				
Chrysene	2.028	0.050	2.000		101	59.9	120				
Dibenz(a,h)anthracene	1.379	0.10	2.000		69.0	41.6	120				
Fluoranthene	1.930	0.10	2.000		96.5	59.7	122				
Fluorene	1.648	0.10	2.000		82.4	57.9	117				
Indeno(1,2,3-cd)pyrene	1.614	0.050	2.000		80.7	45.5	120				
Naphthalene	1.530	0.50	2.000	0.1052	71.2	53.9	120				
Phenanthrene	1.807	0.050	2.000		90.3	58.1	120				
Pyrene	1.967	0.050	2.000	0.01867	97.4	61.6	120				
Surr: 4-Terphenyl-d14	1.837	0	2.000		91.8	58.5	125				

Qualifiers:
> Greater than Result value
< Less than Result value
B Analyte detected in the associated method blank
BRL Below reporting limit
E Estimated (value above quantitation range)
H Holding times for preparation or analysis exceeded
J Estimated value detected below Reporting Limit
N Analyte not NELAC certified
R RPD outside limits due to matrix
Rpt Lim Reporting Limit
S Spike Recovery outside limits due to matrix

Client: AMEC Foster Wheeler
Project Name: AGL Augusta
Workorder: 1707O97

ANALYTICAL QC SUMMARY REPORT

BatchID: **246181**

Sample ID: **1707O97-002DMSD** Client ID: **MW-507BR-0717** Units: **ug/L** Prep Date: **07/31/2017** Run No: **348690**
SampleType: **MSD** TestCode: **SIM Polynuclear Aromatic Hydrocarbons SW8270D** BatchID: **246181** Analysis Date: **07/31/2017** Seq No: **7661066**

Analyte	Result	RPT Limit	SPK value	SPK Ref Val	%REC	Low Limit	High Limit	RPD Ref Val	%RPD	RPD Limit	Qual
Acenaphthene	1.574	0.50	2.000		78.7	49.7	118	1.683	6.72	17.4	
Acenaphthylene	1.544	1.0	2.000		77.2	56.7	120	1.687	8.84	19.5	
Anthracene	1.660	0.050	2.000		83.0	54.4	117	1.714	3.17	24.5	
Benz(a)anthracene	2.033	0.050	2.000		102	52.4	135	1.993	1.99	30.2	
Benzo(a)pyrene	1.734	0.050	2.000		86.7	51.5	117	1.650	4.95	25.6	
Benzo(b)fluoranthene	1.800	0.10	2.000		90.0	45.6	124	1.795	0.267	20.9	
Benzo(g,h,i)perylene	1.321	0.10	2.000		66.1	45.9	120	1.190	10.5	28.6	
Benzo(k)fluoranthene	1.723	0.050	2.000		86.2	51.8	122	1.713	0.579	28.6	
Chrysene	1.810	0.050	2.000		90.5	59.9	120	1.879	3.74	26.4	
Dibenz(a,h)anthracene	1.314	0.10	2.000		65.7	41.6	120	1.200	9.07	17.8	
Fluoranthene	1.824	0.10	2.000		91.2	59.7	122	1.836	0.654	22.1	
Fluorene	1.661	0.10	2.000		83.1	57.9	117	1.824	9.36	20.8	
Indeno(1,2,3-cd)pyrene	1.345	0.050	2.000		67.2	45.5	120	1.203	11.1	19.3	
Naphthalene	1.602	0.50	2.000	0.05225	77.5	53.9	120	1.538	4.09	20.6	
Phenanthrene	1.765	0.050	2.000	0.02327	87.1	58.1	120	1.806	2.32	19.4	
Pyrene	1.891	0.050	2.000		94.5	61.6	120	1.915	1.29	21.2	
Surr: 4-Terphenyl-d14	1.714	0	2.000		85.7	58.5	125	1.727	0	0	

Sample ID: **1707O97-015DMSD** Client ID: **MW-320-0717** Units: **ug/L** Prep Date: **07/31/2017** Run No: **348690**
SampleType: **MSD** TestCode: **SIM Polynuclear Aromatic Hydrocarbons SW8270D** BatchID: **246181** Analysis Date: **07/31/2017** Seq No: **7661064**

Analyte	Result	RPT Limit	SPK value	SPK Ref Val	%REC	Low Limit	High Limit	RPD Ref Val	%RPD	RPD Limit	Qual
Acenaphthene	1.808	0.50	2.000		90.4	49.7	118	1.553	15.2	17.4	
Acenaphthylene	1.773	1.0	2.000		88.6	56.7	120	1.331	28.5	19.5	R
Anthracene	1.822	0.050	2.000		91.1	54.4	117	1.621	11.7	24.5	
Benz(a)anthracene	2.112	0.050	2.000		106	52.4	135	2.179	3.12	30.2	
Benzo(a)pyrene	1.853	0.050	2.000		92.6	51.5	117	1.696	8.84	25.6	
Benzo(b)fluoranthene	2.121	0.10	2.000		106	45.6	124	2.074	2.23	20.9	

Qualifiers:
> Greater than Result value
< Less than Result value
B Analyte detected in the associated method blank
BRL Below reporting limit
E Estimated (value above quantitation range)
H Holding times for preparation or analysis exceeded
J Estimated value detected below Reporting Limit
N Analyte not NELAC certified
R RPD outside limits due to matrix
Rpt Lim Reporting Limit
S Spike Recovery outside limits due to matrix

Analytical Environmental Services, Inc

Date: 8-Aug-17

Client: AMEC Foster Wheeler
Project Name: AGL Augusta
Workorder: 1707O97

ANALYTICAL QC SUMMARY REPORT

BatchID: 246181

Sample ID: **1707O97-015DMSD** Client ID: **MW-320-0717** Units: **ug/L** Prep Date: **07/31/2017** Run No: **348690**
SampleType: **MSD** TestCode: **SIM Polynuclear Aromatic Hydrocarbons SW8270D** BatchID: **246181** Analysis Date: **07/31/2017** Seq No: **7661064**

Analyte	Result	RPT Limit	SPK value	SPK Ref Val	%REC	Low Limit	High Limit	RPD Ref Val	%RPD	RPD Limit	Qual
Benzo(g,h,i)perylene	1.613	0.10	2.000		80.6	45.9	120	1.532	5.13	28.6	
Benzo(k)fluoranthene	1.949	0.050	2.000		97.5	51.8	122	1.845	5.49	28.6	
Chrysene	1.979	0.050	2.000		99.0	59.9	120	2.028	2.44	26.4	
Dibenz(a,h)anthracene	1.446	0.10	2.000		72.3	41.6	120	1.379	4.68	17.8	
Fluoranthene	1.997	0.10	2.000		99.9	59.7	122	1.930	3.42	22.1	
Fluorene	1.854	0.10	2.000		92.7	57.9	117	1.648	11.8	20.8	
Indeno(1,2,3-cd)pyrene	1.656	0.050	2.000		82.8	45.5	120	1.614	2.53	19.3	
Naphthalene	1.777	0.50	2.000	0.1052	83.6	53.9	120	1.530	14.9	20.6	
Phenanthrene	1.947	0.050	2.000		97.3	58.1	120	1.807	7.45	19.4	
Pyrene	2.018	0.050	2.000	0.01867	100.0	61.6	120	1.967	2.57	21.2	
Surr: 4-Terphenyl-d14	1.816	0	2.000		90.8	58.5	125	1.837	0	0	

Qualifiers:

>	Greater than Result value	<	Less than Result value	B	Analyte detected in the associated method blank
BRL	Below reporting limit	E	Estimated (value above quantitation range)	H	Holding times for preparation or analysis exceeded
J	Estimated value detected below Reporting Limit	N	Analyte not NELAC certified	R	RPD outside limits due to matrix
Rpt Lim	Reporting Limit	S	Spike Recovery outside limits due to matrix		

Client: AMEC Foster Wheeler
Project Name: AGL Augusta
Workorder: 1707O97

ANALYTICAL QC SUMMARY REPORT

BatchID: **246195**

Sample ID: **MB-246195** Client ID: Units: **mg/L** Prep Date: **07/31/2017** Run No: **349031**
SampleType: **MBLK** TestCode: **Total Metals by ICP/MS SW6020B** BatchID: **246195** Analysis Date: **08/03/2017** Seq No: **7668507**

Analyte	Result	RPT Limit	SPK value	SPK Ref Val	%REC	Low Limit	High Limit	RPD Ref Val	%RPD	RPD Limit	Qual
Antimony	BRL	0.00500									
Arsenic	BRL	0.00500									
Barium	BRL	0.00400									
Beryllium	BRL	0.00100									
Cadmium	BRL	0.000700									
Chromium	BRL	0.00500									
Copper	BRL	0.00200									
Lead	BRL	0.00100									
Nickel	BRL	0.00500									
Selenium	BRL	0.00500									
Thallium	BRL	0.00100									
Vanadium	BRL	0.00500									
Zinc	BRL	0.0100									

Sample ID: **LCS-246195** Client ID: Units: **mg/L** Prep Date: **07/31/2017** Run No: **349031**
SampleType: **LCS** TestCode: **Total Metals by ICP/MS SW6020B** BatchID: **246195** Analysis Date: **08/03/2017** Seq No: **7668508**

Analyte	Result	RPT Limit	SPK value	SPK Ref Val	%REC	Low Limit	High Limit	RPD Ref Val	%RPD	RPD Limit	Qual
Antimony	0.09963	0.00500	0.1000		99.6	80	120				
Arsenic	0.09747	0.00500	0.1000	0.0002950	97.2	80	120				
Barium	0.09800	0.0100	0.1000		98.0	80	120				
Beryllium	0.1012	0.00100	0.1000		101	80	120				
Cadmium	0.1006	0.000700	0.1000		101	80	120				
Chromium	0.09802	0.00500	0.1000	0.0004370	97.6	80	120				
Copper	0.09602	0.00200	0.1000		96.0	80	120				
Lead	0.09790	0.00100	0.1000		97.9	80	120				
Nickel	0.09657	0.00500	0.1000		96.6	80	120				
Selenium	0.1000	0.00500	0.1000		100	80	120				

Qualifiers:
- > Greater than Result value
- BRL Below reporting limit
- J Estimated value detected below Reporting Limit
- Rpt Lim Reporting Limit
- < Less than Result value
- E Estimated (value above quantitation range)
- N Analyte not NELAC certified
- S Spike Recovery outside limits due to matrix
- B Analyte detected in the associated method blank
- H Holding times for preparation or analysis exceeded
- R RPD outside limits due to matrix

Client: AMEC Foster Wheeler
Project Name: AGL Augusta
Workorder: 1707O97

ANALYTICAL QC SUMMARY REPORT

BatchID: 246195

Sample ID: **LCS-246195** Client ID: Units: **mg/L** Prep Date: **07/31/2017** Run No: **349031**
SampleType: **LCS** TestCode: **Total Metals by ICP/MS SW6020B** BatchID: **246195** Analysis Date: **08/03/2017** Seq No: **7668508**

Analyte	Result	RPT Limit	SPK value	SPK Ref Val	%REC	Low Limit	High Limit	RPD Ref Val	%RPD	RPD Limit	Qual
Thallium	0.09612	0.00100	0.1000		96.1	80	120				
Vanadium	0.09612	0.00500	0.1000		96.1	80	120				
Zinc	0.09768	0.0100	0.1000	0.0008270	96.9	80	120				

Sample ID: **1707O97-002BMS** Client ID: **MW-507BR-0717** Units: **mg/L** Prep Date: **07/31/2017** Run No: **349031**
SampleType: **MS** TestCode: **Total Metals by ICP/MS SW6020B** BatchID: **246195** Analysis Date: **08/03/2017** Seq No: **7668510**

Analyte	Result	RPT Limit	SPK value	SPK Ref Val	%REC	Low Limit	High Limit	RPD Ref Val	%RPD	RPD Limit	Qual
Antimony	0.1009	0.00500	0.1000	0.001195	99.7	75	125				
Arsenic	0.09792	0.00500	0.1000	0.001129	96.8	75	125				
Barium	0.1748	0.0100	0.1000	0.07358	101	75	125				
Beryllium	0.1031	0.00100	0.1000		103	75	125				
Cadmium	0.1024	0.000700	0.1000	0.001066	101	75	125				
Chromium	0.09523	0.00500	0.1000	0.0007070	94.5	75	125				
Copper	0.09375	0.00200	0.1000	0.001787	92.0	75	125				
Lead	0.09995	0.00100	0.1000	0.0005390	99.4	75	125				
Nickel	0.09254	0.00500	0.1000	0.0007090	91.8	75	125				
Selenium	0.09956	0.00500	0.1000	0.003948	95.6	75	125				
Thallium	0.09887	0.00100	0.1000		98.9	75	125				
Vanadium	0.09618	0.00500	0.1000	0.001655	94.5	75	125				
Zinc	0.1074	0.0100	0.1000	0.01309	94.3	75	125				

Sample ID: **1707O97-015BMS** Client ID: **MW-320-0717** Units: **mg/L** Prep Date: **07/31/2017** Run No: **349031**
SampleType: **MS** TestCode: **Total Metals by ICP/MS SW6020B** BatchID: **246195** Analysis Date: **08/03/2017** Seq No: **7668517**

Analyte	Result	RPT Limit	SPK value	SPK Ref Val	%REC	Low Limit	High Limit	RPD Ref Val	%RPD	RPD Limit	Qual
Antimony	0.1030	0.00500	0.1000	0.0002020	103	75	125				
Arsenic	0.09727	0.00500	0.1000	0.0007980	96.5	75	125				

Qualifiers:
> Greater than Result value
< Less than Result value
B Analyte detected in the associated method blank
BRL Below reporting limit
E Estimated (value above quantitation range)
H Holding times for preparation or analysis exceeded
J Estimated value detected below Reporting Limit
N Analyte not NELAC certified
R RPD outside limits due to matrix
Rpt Lim Reporting Limit
S Spike Recovery outside limits due to matrix

Client: AMEC Foster Wheeler
Project Name: AGL Augusta
Workorder: 1707O97

ANALYTICAL QC SUMMARY REPORT

BatchID: 246195

Sample ID: **1707O97-015BMS** Client ID: **MW-320-0717** Units: **mg/L** Prep Date: **07/31/2017** Run No: **349031**
SampleType: **MS** TestCode: **Total Metals by ICP/MS SW6020B** BatchID: **246195** Analysis Date: **08/03/2017** Seq No: **7668517**

Analyte	Result	RPT Limit	SPK value	SPK Ref Val	%REC	Low Limit	High Limit	RPD Ref Val	%RPD	RPD Limit	Qual
Barium	0.3578	0.0100	0.1000	0.2486	109	75	125				
Beryllium	0.1056	0.00100	0.1000		106	75	125				
Cadmium	0.1020	0.000700	0.1000		102	75	125				
Chromium	0.09398	0.00500	0.1000	0.0008100	93.2	75	125				
Copper	0.09430	0.00200	0.1000	0.002823	91.5	75	125				
Lead	0.1005	0.00100	0.1000		100	75	125				
Nickel	0.09293	0.00500	0.1000	0.0006800	92.2	75	125				
Selenium	0.1017	0.00500	0.1000	0.002350	99.4	75	125				
Thallium	0.09969	0.00100	0.1000		99.7	75	125				
Vanadium	0.09217	0.00500	0.1000		92.2	75	125				
Zinc	0.09586	0.0100	0.1000	0.002690	93.2	75	125				

Sample ID: **1707O97-002BMSD** Client ID: **MW-507BR-0717** Units: **mg/L** Prep Date: **07/31/2017** Run No: **349031**
SampleType: **MSD** TestCode: **Total Metals by ICP/MS SW6020B** BatchID: **246195** Analysis Date: **08/03/2017** Seq No: **7668511**

Analyte	Result	RPT Limit	SPK value	SPK Ref Val	%REC	Low Limit	High Limit	RPD Ref Val	%RPD	RPD Limit	Qual
Antimony	0.1012	0.00500	0.1000	0.001195	100	75	125	0.1009	0.297	20	
Arsenic	0.09946	0.00500	0.1000	0.001129	98.3	75	125	0.09792	1.56	20	
Barium	0.1743	0.0100	0.1000	0.07358	101	75	125	0.1748	0.286	20	
Beryllium	0.1040	0.00100	0.1000		104	75	125	0.1031	0.869	20	
Cadmium	0.1022	0.000700	0.1000	0.001066	101	75	125	0.1024	0.196	20	
Chromium	0.09613	0.00500	0.1000	0.0007070	95.4	75	125	0.09523	0.941	20	
Copper	0.09521	0.00200	0.1000	0.001787	93.4	75	125	0.09375	1.55	20	
Lead	0.09985	0.00100	0.1000	0.0005390	99.3	75	125	0.09995	0.100	20	
Nickel	0.09346	0.00500	0.1000	0.0007090	92.8	75	125	0.09254	0.989	20	
Selenium	0.1037	0.00500	0.1000	0.003948	99.8	75	125	0.09956	4.07	20	
Thallium	0.09919	0.00100	0.1000		99.2	75	125	0.09887	0.323	20	
Vanadium	0.09630	0.00500	0.1000	0.001655	94.6	75	125	0.09618	0.125	20	

Qualifiers:
> Greater than Result value
< Less than Result value
B Analyte detected in the associated method blank
BRL Below reporting limit
E Estimated (value above quantitation range)
H Holding times for preparation or analysis exceeded
J Estimated value detected below Reporting Limit
N Analyte not NELAC certified
R RPD outside limits due to matrix
Rpt Lim Reporting Limit
S Spike Recovery outside limits due to matrix

Client: AMEC Foster Wheeler
Project Name: AGL Augusta
Workorder: 1707O97

ANALYTICAL QC SUMMARY REPORT

BatchID: **246195**

Sample ID: **1707O97-002BMSD** Client ID: **MW-507BR-0717** Units: **mg/L** Prep Date: **07/31/2017** Run No: **349031**
SampleType: **MSD** TestCode: **Total Metals by ICP/MS SW6020B** BatchID: **246195** Analysis Date: **08/03/2017** Seq No: **7668511**

Analyte	Result	RPT Limit	SPK value	SPK Ref Val	%REC	Low Limit	High Limit	RPD Ref Val	%RPD	RPD Limit	Qual
Zinc	0.1082	0.0100	0.1000	0.01309	95.1	75	125	0.1074	0.742	20	

Sample ID: **1707O97-015BMSD** Client ID: **MW-320-0717** Units: **mg/L** Prep Date: **07/31/2017** Run No: **349031**
SampleType: **MSD** TestCode: **Total Metals by ICP/MS SW6020B** BatchID: **246195** Analysis Date: **08/03/2017** Seq No: **7668518**

Analyte	Result	RPT Limit	SPK value	SPK Ref Val	%REC	Low Limit	High Limit	RPD Ref Val	%RPD	RPD Limit	Qual
Antimony	0.1012	0.00500	0.1000	0.0002020	101	75	125	0.1030	1.76	20	
Arsenic	0.09585	0.00500	0.1000	0.0007980	95.1	75	125	0.09727	1.47	20	
Barium	0.3467	0.0100	0.1000	0.2486	98.1	75	125	0.3578	3.15	20	
Beryllium	0.1059	0.00100	0.1000		106	75	125	0.1056	0.284	20	
Cadmium	0.1003	0.000700	0.1000		100	75	125	0.1020	1.68	20	
Chromium	0.09283	0.00500	0.1000	0.0008100	92.0	75	125	0.09398	1.23	20	
Copper	0.09240	0.00200	0.1000	0.002823	89.6	75	125	0.09430	2.04	20	
Lead	0.09874	0.00100	0.1000		98.7	75	125	0.1005	1.77	20	
Nickel	0.09101	0.00500	0.1000	0.0006800	90.3	75	125	0.09293	2.09	20	
Selenium	0.1005	0.00500	0.1000	0.002350	98.2	75	125	0.1017	1.19	20	
Thallium	0.09844	0.00100	0.1000		98.4	75	125	0.09969	1.26	20	
Vanadium	0.09041	0.00500	0.1000		90.4	75	125	0.09217	1.93	20	
Zinc	0.09402	0.0100	0.1000	0.002690	91.3	75	125	0.09586	1.94	20	

Qualifiers:

>	Greater than Result value	<	Less than Result value	B	Analyte detected in the associated method blank
BRL	Below reporting limit	E	Estimated (value above quantitation range)	H	Holding times for preparation or analysis exceeded
J	Estimated value detected below Reporting Limit	N	Analyte not NELAC certified	R	RPD outside limits due to matrix
Rpt Lim	Reporting Limit	S	Spike Recovery outside limits due to matrix		

Client: AMEC Foster Wheeler
Project Name: AGL Augusta
Workorder: 1707O97

ANALYTICAL QC SUMMARY REPORT

BatchID: 246302

Sample ID: **MB-246302** Client ID: Units: **mg/L** Prep Date: **08/05/2017** Run No: **349122**
SampleType: **MBLK** TestCode: **Mercury, Total SW7470A** BatchID: **246302** Analysis Date: **08/05/2017** Seq No: **7670691**

Analyte	Result	RPT Limit	SPK value	SPK Ref Val	%REC	Low Limit	High Limit	RPD Ref Val	%RPD	RPD Limit	Qual
Mercury	BRL	0.00020									

Sample ID: **LCS-246302** Client ID: Units: **mg/L** Prep Date: **08/05/2017** Run No: **349122**
SampleType: **LCS** TestCode: **Mercury, Total SW7470A** BatchID: **246302** Analysis Date: **08/05/2017** Seq No: **7670692**

Analyte	Result	RPT Limit	SPK value	SPK Ref Val	%REC	Low Limit	High Limit	RPD Ref Val	%RPD	RPD Limit	Qual
Mercury	0.005096	0.00020	0.0050		102	80	120				

Sample ID: **1707O97-002BMS** Client ID: **MW-507BR-0717** Units: **mg/L** Prep Date: **08/05/2017** Run No: **349122**
SampleType: **MS** TestCode: **Mercury, Total SW7470A** BatchID: **246302** Analysis Date: **08/05/2017** Seq No: **7670696**

Analyte	Result	RPT Limit	SPK value	SPK Ref Val	%REC	Low Limit	High Limit	RPD Ref Val	%RPD	RPD Limit	Qual
Mercury	0.006134	0.00020	0.0050		123	70	130				

Sample ID: **1707O97-015BMS** Client ID: **MW-320-0717** Units: **mg/L** Prep Date: **08/05/2017** Run No: **349122**
SampleType: **MS** TestCode: **Mercury, Total SW7470A** BatchID: **246302** Analysis Date: **08/05/2017** Seq No: **7670699**

Analyte	Result	RPT Limit	SPK value	SPK Ref Val	%REC	Low Limit	High Limit	RPD Ref Val	%RPD	RPD Limit	Qual
Mercury	0.005993	0.00020	0.0050		120	70	130				

Sample ID: **1707O97-002BMSD** Client ID: **MW-507BR-0717** Units: **mg/L** Prep Date: **08/05/2017** Run No: **349122**
SampleType: **MSD** TestCode: **Mercury, Total SW7470A** BatchID: **246302** Analysis Date: **08/05/2017** Seq No: **7670697**

Analyte	Result	RPT Limit	SPK value	SPK Ref Val	%REC	Low Limit	High Limit	RPD Ref Val	%RPD	RPD Limit	Qual
Mercury	0.006156	0.00020	0.0050		123	70	130	0.006134	0.347	20	

Qualifiers:

>	Greater than Result value	<	Less than Result value	B	Analyte detected in the associated method blank
BRL	Below reporting limit	E	Estimated (value above quantitation range)	H	Holding times for preparation or analysis exceeded
J	Estimated value detected below Reporting Limit	N	Analyte not NELAC certified	R	RPD outside limits due to matrix
Rpt Lim	Reporting Limit	S	Spike Recovery outside limits due to matrix		

Analytical Environmental Services, Inc

Date: 8-Aug-17

Client: AMEC Foster Wheeler
Project Name: AGL Augusta
Workorder: 1707O97

ANALYTICAL QC SUMMARY REPORT

BatchID: **246302**

Sample ID: **1707O97-015BMSD** Client ID: **MW-320-0717** Units: **mg/L** Prep Date: **08/05/2017** Run No: **349122**
SampleType: **MSD** TestCode: **Mercury, Total SW7470A** BatchID: **246302** Analysis Date: **08/05/2017** Seq No: **7670700**

Analyte	Result	RPT Limit	SPK value	SPK Ref Val	%REC	Low Limit	High Limit	RPD Ref Val	%RPD	RPD Limit	Qual
Mercury	0.006020	0.00020	0.0050		120	70	130	0.005993	0.453	20	

Qualifiers:

>	Greater than Result value	<	Less than Result value	B	Analyte detected in the associated method blank
BRL	Below reporting limit	E	Estimated (value above quantitation range)	H	Holding times for preparation or analysis exceeded
J	Estimated value detected below Reporting Limit	N	Analyte not NELAC certified	R	RPD outside limits due to matrix
Rpt Lim	Reporting Limit	S	Spike Recovery outside limits due to matrix		

Client: AMEC Foster Wheeler
Project Name: AGL Augusta
Workorder: 1707O97

ANALYTICAL QC SUMMARY REPORT

BatchID: 246357

Sample ID: **MB-246357** Client ID: Units: **ug/L** Prep Date: **08/02/2017** Run No: **348915**
SampleType: **MBLK** TestCode: **Volatile Organic Compounds by GC/MS SW8260B** BatchID: **246357** Analysis Date: **08/02/2017** Seq No: **7665678**

Analyte	Result	RPT Limit	SPK value	SPK Ref Val	%REC	Low Limit	High Limit	RPD Ref Val	%RPD	RPD Limit	Qual
Acetone	BRL	50									
Benzene	BRL	5.0									
Carbon disulfide	BRL	5.0									
Ethylbenzene	BRL	5.0									
Methylene chloride	BRL	5.0									
Toluene	BRL	5.0									
Trichloroethene	BRL	5.0									
Xylenes, Total	BRL	5.0									
Surr: 4-Bromofluorobenzene	43.02	0	50.00		86.0	66.1	129				
Surr: Dibromofluoromethane	56.37	0	50.00		113	83.6	123				
Surr: Toluene-d8	49.75	0	50.00		99.5	81.8	118				

Sample ID: **LCS-246357** Client ID: Units: **ug/L** Prep Date: **08/02/2017** Run No: **348915**
SampleType: **LCS** TestCode: **Volatile Organic Compounds by GC/MS SW8260B** BatchID: **246357** Analysis Date: **08/02/2017** Seq No: **7665683**

Analyte	Result	RPT Limit	SPK value	SPK Ref Val	%REC	Low Limit	High Limit	RPD Ref Val	%RPD	RPD Limit	Qual
Benzene	48.65	5.0	50.00		97.3	74	125				
Toluene	53.97	5.0	50.00		108	75.9	126				
Trichloroethene	50.73	5.0	50.00		101	70.6	129				
Surr: 4-Bromofluorobenzene	40.73	0	50.00		81.5	66.1	129				
Surr: Dibromofluoromethane	55.49	0	50.00		111	83.6	123				
Surr: Toluene-d8	49.15	0	50.00		98.3	81.8	118				

Sample ID: **1707O97-002AMS** Client ID: **MW-507BR-0717** Units: **ug/L** Prep Date: **08/02/2017** Run No: **349250**
SampleType: **MS** TestCode: **Volatile Organic Compounds by GC/MS SW8260B** BatchID: **246357** Analysis Date: **08/08/2017** Seq No: **7674321**

Analyte	Result	RPT Limit	SPK value	SPK Ref Val	%REC	Low Limit	High Limit	RPD Ref Val	%RPD	RPD Limit	Qual
Benzene	58.32	5.0	50.00		117	71.6	132				

Qualifiers:

>	Greater than Result value	<	Less than Result value	B	Analyte detected in the associated method blank
BRL	Below reporting limit	E	Estimated (value above quantitation range)	H	Holding times for preparation or analysis exceeded
J	Estimated value detected below Reporting Limit	N	Analyte not NELAC certified	R	RPD outside limits due to matrix
Rpt Lim	Reporting Limit	S	Spike Recovery outside limits due to matrix		

Client: AMEC Foster Wheeler
Project Name: AGL Augusta
Workorder: 1707O97

ANALYTICAL QC SUMMARY REPORT

BatchID: 246357

Sample ID: **1707O97-002AMS** Client ID: **MW-507BR-0717** Units: **ug/L** Prep Date: **08/02/2017** Run No: **349250**
SampleType: **MS** TestCode: **Volatile Organic Compounds by GC/MS SW8260B** BatchID: **246357** Analysis Date: **08/08/2017** Seq No: **7674321**

Analyte	Result	RPT Limit	SPK value	SPK Ref Val	%REC	Low Limit	High Limit	RPD Ref Val	%RPD	RPD Limit	Qual
Toluene	55.65	5.0	50.00		111	72.5	135				
Trichloroethene	59.08	5.0	50.00		118	70.2	132				
Surr: 4-Bromofluorobenzene	46.01	0	50.00		92.0	66.1	129				
Surr: Dibromofluoromethane	51.33	0	50.00		103	83.6	123				
Surr: Toluene-d8	48.92	0	50.00		97.8	81.8	118				

Sample ID: **1707O97-015AMS** Client ID: **MW-320-0717** Units: **ug/L** Prep Date: **08/02/2017** Run No: **348915**
SampleType: **MS** TestCode: **Volatile Organic Compounds by GC/MS SW8260B** BatchID: **246357** Analysis Date: **08/02/2017** Seq No: **7665681**

Analyte	Result	RPT Limit	SPK value	SPK Ref Val	%REC	Low Limit	High Limit	RPD Ref Val	%RPD	RPD Limit	Qual
Benzene	50.32	5.0	50.00		101	71.6	132				
Toluene	55.55	5.0	50.00		111	72.5	135				
Trichloroethene	52.68	5.0	50.00		105	70.2	132				
Surr: 4-Bromofluorobenzene	40.88	0	50.00		81.8	66.1	129				
Surr: Dibromofluoromethane	57.36	0	50.00		115	83.6	123				
Surr: Toluene-d8	50.27	0	50.00		101	81.8	118				

Sample ID: **1707O97-002AMSD** Client ID: **MW-507BR-0717** Units: **ug/L** Prep Date: **08/02/2017** Run No: **349250**
SampleType: **MSD** TestCode: **Volatile Organic Compounds by GC/MS SW8260B** BatchID: **246357** Analysis Date: **08/08/2017** Seq No: **7674322**

Analyte	Result	RPT Limit	SPK value	SPK Ref Val	%REC	Low Limit	High Limit	RPD Ref Val	%RPD	RPD Limit	Qual
Benzene	63.69	5.0	50.00		127	71.6	132	58.32	8.80	20.7	
Toluene	60.19	5.0	50.00		120	72.5	135	55.65	7.84	23.2	
Trichloroethene	64.01	5.0	50.00		128	70.2	132	59.08	8.01	27.7	
Surr: 4-Bromofluorobenzene	45.81	0	50.00		91.6	66.1	129	46.01	0	0	
Surr: Dibromofluoromethane	52.37	0	50.00		105	83.6	123	51.33	0	0	
Surr: Toluene-d8	48.40	0	50.00		96.8	81.8	118	48.92	0	0	

Qualifiers:
> Greater than Result value
< Less than Result value
B Analyte detected in the associated method blank
BRL Below reporting limit
E Estimated (value above quantitation range)
H Holding times for preparation or analysis exceeded
J Estimated value detected below Reporting Limit
N Analyte not NELAC certified
R RPD outside limits due to matrix
Rpt Lim Reporting Limit
S Spike Recovery outside limits due to matrix

Analytical Environmental Services, Inc

Date: 8-Aug-17

Client: AMEC Foster Wheeler
Project Name: AGL Augusta
Workorder: 1707O97

ANALYTICAL QC SUMMARY REPORT

BatchID: 246357

Sample ID: **1707O97-015AMSD** Client ID: **MW-320-0717** Units: **ug/L** Prep Date: **08/02/2017** Run No: **348915**
SampleType: **MSD** TestCode: **Volatile Organic Compounds by GC/MS SW8260B** BatchID: **246357** Analysis Date: **08/02/2017** Seq No: **7665682**

Analyte	Result	RPT Limit	SPK value	SPK Ref Val	%REC	Low Limit	High Limit	RPD Ref Val	%RPD	RPD Limit	Qual
Benzene	47.83	5.0	50.00		95.7	71.6	132	50.32	5.07	20.7	
Toluene	52.08	5.0	50.00		104	72.5	135	55.55	6.45	23.2	
Trichloroethene	49.40	5.0	50.00		98.8	70.2	132	52.68	6.43	27.7	
Surr: 4-Bromofluorobenzene	42.22	0	50.00		84.4	66.1	129	40.88	0	0	
Surr: Dibromofluoromethane	56.78	0	50.00		114	83.6	123	57.36	0	0	
Surr: Toluene-d8	49.51	0	50.00		99.0	81.8	118	50.27	0	0	

Qualifiers:

>	Greater than Result value	<	Less than Result value	B	Analyte detected in the associated method blank
BRL	Below reporting limit	E	Estimated (value above quantitation range)	H	Holding times for preparation or analysis exceeded
J	Estimated value detected below Reporting Limit	N	Analyte not NELAC certified	R	RPD outside limits due to matrix
Rpt Lim	Reporting Limit	S	Spike Recovery outside limits due to matrix		

Client: AMEC Foster Wheeler
Project Name: AGL Augusta
Workorder: 1707O97

ANALYTICAL QC SUMMARY REPORT

BatchID: 246390

Sample ID: **MB-246390** Client ID: Units: **mg/L** Prep Date: **08/03/2017** Run No: **348958**
SampleType: **MBLK** TestCode: **Cyanide SW9014** BatchID: **246390** Analysis Date: **08/03/2017** Seq No: **7666720**

Analyte	Result	RPT Limit	SPK value	SPK Ref Val	%REC	Low Limit	High Limit	RPD Ref Val	%RPD	RPD Limit	Qual
Cyanide, Total	BRL	0.010									

Sample ID: **LCS-246390** Client ID: Units: **mg/L** Prep Date: **08/03/2017** Run No: **348958**
SampleType: **LCS** TestCode: **Cyanide SW9014** BatchID: **246390** Analysis Date: **08/03/2017** Seq No: **7666721**

Analyte	Result	RPT Limit	SPK value	SPK Ref Val	%REC	Low Limit	High Limit	RPD Ref Val	%RPD	RPD Limit	Qual
Cyanide, Total	0.2340	0.010	0.2500		93.6	85	115				

Sample ID: **1707O97-002CMS** Client ID: **MW-507BR-0717** Units: **mg/L** Prep Date: **08/03/2017** Run No: **348958**
SampleType: **MS** TestCode: **Cyanide SW9014** BatchID: **246390** Analysis Date: **08/03/2017** Seq No: **7666741**

Analyte	Result	RPT Limit	SPK value	SPK Ref Val	%REC	Low Limit	High Limit	RPD Ref Val	%RPD	RPD Limit	Qual
Cyanide, Total	0.2690	0.010	0.2500		108	70	130				

Sample ID: **1707O97-015CMS** Client ID: **MW-320-0717** Units: **mg/L** Prep Date: **08/03/2017** Run No: **348958**
SampleType: **MS** TestCode: **Cyanide SW9014** BatchID: **246390** Analysis Date: **08/03/2017** Seq No: **7673487**

Analyte	Result	RPT Limit	SPK value	SPK Ref Val	%REC	Low Limit	High Limit	RPD Ref Val	%RPD	RPD Limit	Qual
Cyanide, Total	0.2570	0.010	0.2500		103	70	130				

Sample ID: **1707O97-002CMSD** Client ID: **MW-507BR-0717** Units: **mg/L** Prep Date: **08/03/2017** Run No: **348958**
SampleType: **MSD** TestCode: **Cyanide SW9014** BatchID: **246390** Analysis Date: **08/03/2017** Seq No: **7666742**

Analyte	Result	RPT Limit	SPK value	SPK Ref Val	%REC	Low Limit	High Limit	RPD Ref Val	%RPD	RPD Limit	Qual
Cyanide, Total	0.2530	0.010	0.2500		101	70	130	0.2690	6.13	20	

Qualifiers:

>	Greater than Result value	<	Less than Result value	B	Analyte detected in the associated method blank
BRL	Below reporting limit	E	Estimated (value above quantitation range)	H	Holding times for preparation or analysis exceeded
J	Estimated value detected below Reporting Limit	N	Analyte not NELAC certified	R	RPD outside limits due to matrix
Rpt Lim	Reporting Limit	S	Spike Recovery outside limits due to matrix		

Analytical Environmental Services, Inc

Date: 8-Aug-17

Client: AMEC Foster Wheeler
Project Name: AGL Augusta
Workorder: 1707O97

ANALYTICAL QC SUMMARY REPORT

BatchID: **246390**

Sample ID: **1707O97-015CMSD** Client ID: **MW-320-0717** Units: **mg/L** Prep Date: **08/03/2017** Run No: **348958**
SampleType: **MSD** TestCode: **Cyanide SW9014** BatchID: **246390** Analysis Date: **08/03/2017** Seq No: **7673488**

Analyte	Result	RPT Limit	SPK value	SPK Ref Val	%REC	Low Limit	High Limit	RPD Ref Val	%RPD	RPD Limit	Qual
Cyanide, Total	0.2510	0.010	0.2500		100	70	130	0.2570	2.36	20	

Qualifiers:

>	Greater than Result value	<	Less than Result value	B	Analyte detected in the associated method blank
BRL	Below reporting limit	E	Estimated (value above quantitation range)	H	Holding times for preparation or analysis exceeded
J	Estimated value detected below Reporting Limit	N	Analyte not NELAC certified	R	RPD outside limits due to matrix
Rpt Lim	Reporting Limit	S	Spike Recovery outside limits due to matrix		

APPENDIX C

SEEPAGE VELOCITY CALCULATIONS

Appendix C
Seepage Velocity Calculations
Atlanta Gas Light Company
Former Manufactured Gas Plant Site

Hydrogeologic Unit	Hydraulic Conductivity (cm/sec)	Porosity (unitless)	July 24-25, 2017		Monitoring wells used for gradient calculations
			Gradient	Velocity (ft/day)	
Alluvium	1.170E-03	2.10E-01	1.36E-02	2.1E-01	MW-17 & 125 contour
Galliard	1.500E-04	2.60E-01	1.74E-02	2.8E-02	MW-207; MW-505D; MW-304
Galliard	1.500E-04	2.60E-01	2.59E-03	4.2E-03	MW-21; MW-25; MW-203
Galliard	1.500E-04	2.60E-01	2.99E-03	4.9E-03	MW-21; MW-24; MW-202DR
Saprolite	8.980E-06	8.00E-02	1.78E-03	5.7E-04	MW-306SAP; MW-310SAP; MW-214
Bedrock*	9.348E-04	1.42E-02	2.54E-03	4.7E-01	MW-325; MW-318; MW-513BR
Bedrock*	9.348E-04	1.42E-02	1.38E-03	2.6E-01	MW-504BR; MW-313; MW-309TZ
Bedrock*	9.348E-04	6.00E-01	2.54E-03	1.1E-02	MW-325; MW-318; MW-513BR
Bedrock*	9.348E-04	6.00E-01	1.38E-03	6.1E-03	MW-504BR; MW-313; MW-309TZ

*Bedrock porosity range taken from Applied Hydrogeology 4th Ed., Fetter, 2001
Multiple bedrock and Galliard gradients are presented from different areas of the site.
Porosities used in velocity calculations are average specific yield values published in USGS Water Supply Paper 1662-D
Vs=Ki/n
where:
Vs=seepage velocity (velocity)
K=horizontal hydraulic conductivity
i=horizontal hydraulic gradient (gradient)
n=porosity

Prepared by/date: JMQ 9/13/2017
Checked by/date: MHA 9/14/2017

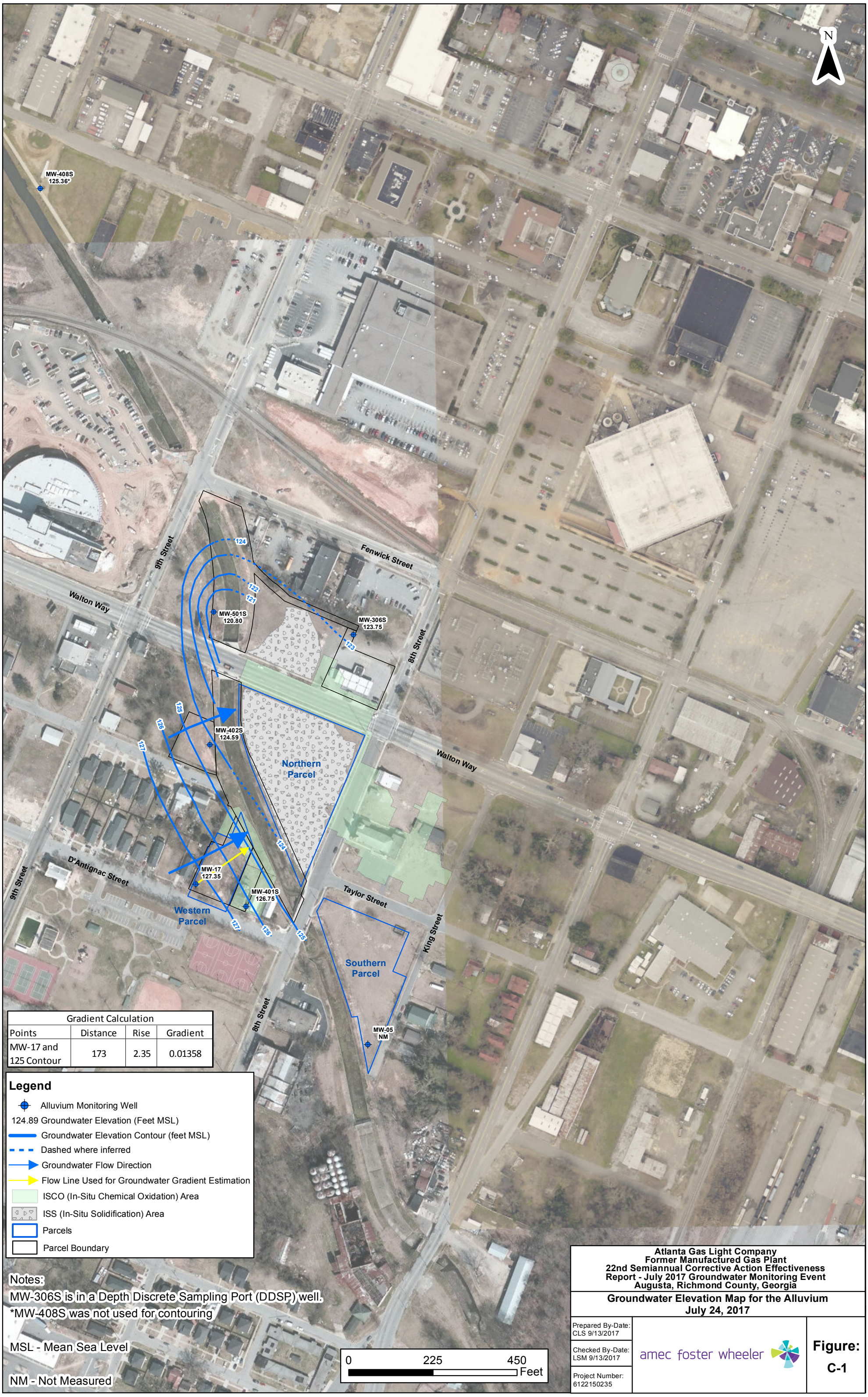

Gradient Calculation			
Points	Distance	Rise	Gradient
MW-17 and 125 Contour	173	2.35	0.01358

Notes:
MW-306S is in a Depth Discrete Sampling Port (DDSP) well.
*MW-408S was not used for contouring

MSL - Mean Sea Level

NM - Not Measured

Atlanta Gas Light Company
Former Manufactured Gas Plant
22nd Semiannual Corrective Action Effectiveness Report - July 2017 Groundwater Monitoring Event
Augusta, Richmond County, Georgia

Groundwater Elevation Map for the Alluvium
July 24, 2017

Prepared By-Date: CLS 9/13/2017
Checked By-Date: LSM 9/13/2017
Project Number: 6122150235

amec foster wheeler

Figure: C-1

Document Path: G:\AGL_Augusta\2017 Second Report\MXD\GW_Alluvium_3_point_analysis.mxd

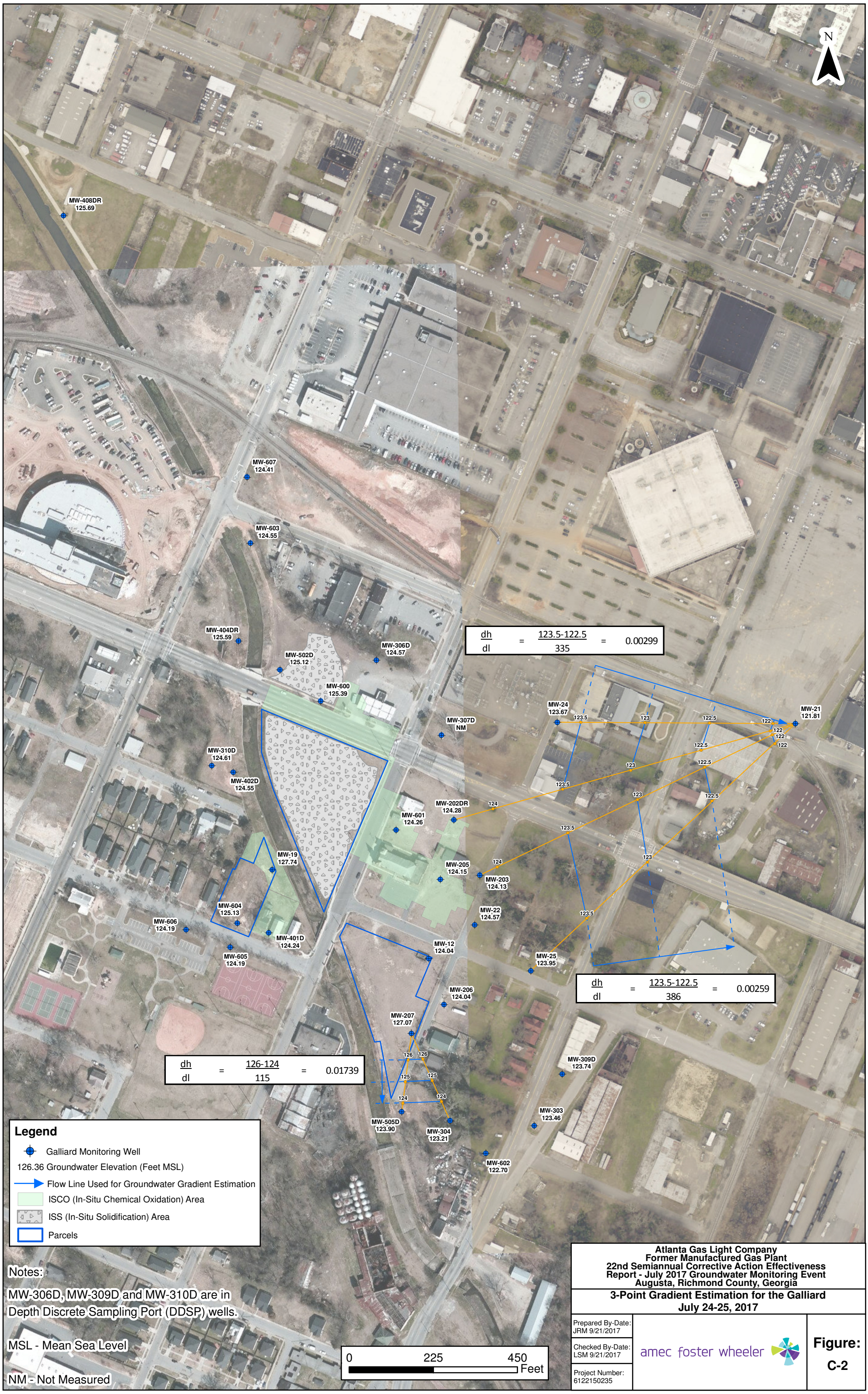

Document Path: G:\AGL_Augusta\2017 Second Report\MXD\Three_Point_Gradient_Galliard.mxd

Atlanta Gas Light Company
Former Manufactured Gas Plant
22nd Semiannual Corrective Action Effectiveness Report - July 2017 Groundwater Monitoring Event
Augusta, Richmond County, Georgia

3-Point Gradient Estimation for the Galliard
July 24-25, 2017

Prepared By-Date: JRM 9/21/2017	amec foster wheeler	Figure: C-2
Checked By-Date: LSM 9/21/2017		
Project Number: 6122150235		

Atlanta Gas Light Company
Former Manufactured Gas Plant
22nd Semiannual Corrective Action Effectiveness Report - July, 2017 Groundwater Monitoring Event
Augusta, Richmond County, Georgia

3-Point Gradient Estimation for the Saprolite
July 24, 2017

Prepared By-Date: JRM 9/13/2017
Checked By-Date: LSM 9/13/2017
Project Number: 6122150235

amec foster wheeler

Figure: C-3

Document Path: G:\AGL_Augusta\2017 Second Report\MXD\Three_Point_Gradient_Saprolite.mxd

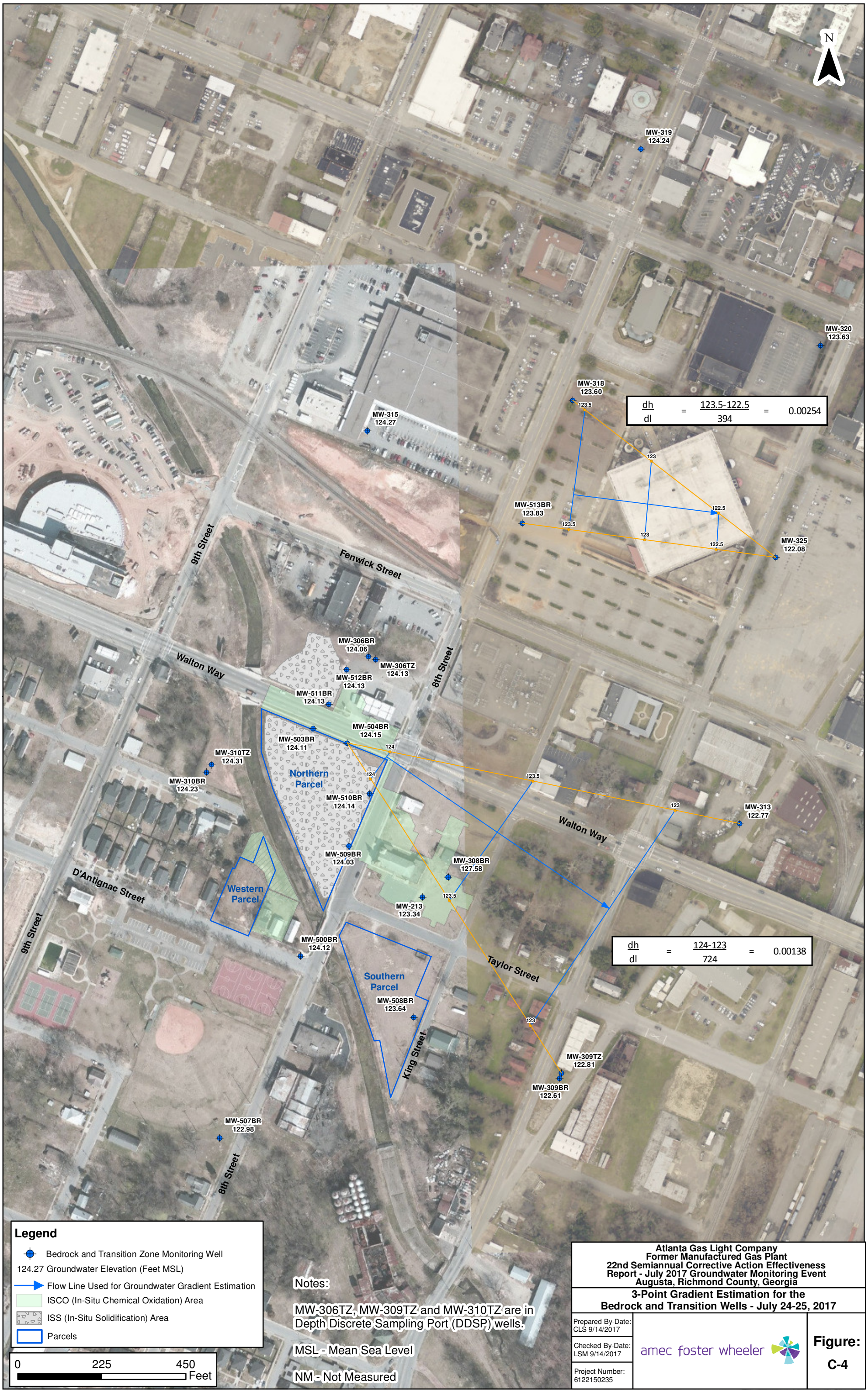

Atlanta Gas Light Company
Former Manufactured Gas Plant
22nd Semiannual Corrective Action Effectiveness Report - July 2017 Groundwater Monitoring Event
Augusta, Richmond County, Georgia

3-Point Gradient Estimation for the Bedrock and Transition Wells - July 24-25, 2017

Prepared By-Date: CLS 9/14/2017
Checked By-Date: LSM 9/14/2017
Project Number: 6122150235

amec foster wheeler

Figure: C-4

Document Path: G:\AGL_Augusta\2017 Second Report\MXD\Three_Point_Gradient_BR_TZ_Wells.mxd

APPENDIX D

ANALYTICAL DATA VALIDATION CHECKLIST

July 2017 Data Evaluation Narrative
Project: Atlanta Gas Light
Amec Foster Wheeler Project Number: 6122150235.03.**
Site: Augusta, GA
Matrix: Groundwater

AES SDG No: 1707M52

Introduction

A data quality evaluation (DQE) was performed on the data reported for the groundwater sampling event conducted at the Atlanta Gas Light (AGL) facility located in Augusta, Georgia in July 2017. The following sections provide summary discussions of the required data qualifications for the analytical methods for samples collected. A Level II DQE validation was performed on the samples analyzed by the fixed-based laboratory within these sample delivery groups (SDGs). A Level II DQE consists of review of the following criteria: sample integrity, holding times, reporting limits, method blanks, laboratory control samples, surrogate recoveries (where applicable), matrix spikes/matrix spike duplicate (MS/MSD) recoveries and relative percent differences (RPDs), laboratory and field duplicate RPDs, and trip, field, and/or equipment blanks. Data were reviewed using precision and accuracy control limits presented in the laboratory's QAPP. Additionally, the data summary tables generated from the electronic data deliverable (EDD) were compared to the laboratory hardcopy data report to verify that the EDD and data report match.

DQE data qualifications were applied, if necessary, in accordance with procedures in USEPA guidelines (USEPA, 2008/2011), the method, and professional judgment using the following qualifiers:

J = The reported concentration is considered an estimated value.

Deliverables

The data package as submitted to Amec Foster Wheeler Environment and Infrastructure, Inc. (Amec Foster Wheeler, formerly AMEC) are complete for USEPA Methods SW8260B, SW8270D-SIM, SW6020B, SW7470A, and SW9014.

Sample Integrity

Samples within this SDG were submitted to Analytical Environmental Services (AES) in Atlanta, Georgia for select volatile organic compounds (VOCs) by USEPA Method 8260B, polynuclear aromatic hydrocarbons (PAHs) by USEPA Method 8270D - selective ion monitoring (SIM), metals [antimony (Sb), arsenic (As), barium (Ba), beryllium (Be), cadmium (Cd), chromium (Cr), copper

(Cu), lead (Pb), nickel (Ni), selenium (Se), thallium (Tl) vanadium (V), and zinc (Zn)] by USEPA Method SW6020B, mercury by USEPA Method 7470A, and cyanide by USEPA Method 9014.

Based on the information provided on the Chain-of-Custody (COC) forms, the field samples arrived at the laboratory intact and within the temperature range with the exception of one broken bottle received for sample MW-19-0717. The remaining bottles were intact allowing for successful analyses. Completed COC documents are included in the data package.

Sample Identification

This SDG contains the following water and QC samples:

Sample ID	Sample Date	DQE Level	Sample ID	Sample Date	DQE Level
TB-02-0717	07/26/17	II	DUP-3-0717	07/26/17	II
MW-214-0717	07/26/17	II	MW-511BR-0717	07/26/17	II
MW-22-0717	07/26/17	II	MW-402D-0717	07/26/17	II
MW-205-0717	07/26/17	II	MW-402S-0717	07/26/17	II
MW-512BR-0717	07/26/17	II	MW-310BR-0717	07/26/17	II
MW-600-0717	07/26/17	II	MW-19-0717	07/26/17	II

These samples were collected on July 26, 2017. Sample DUP-3-0717 is a field duplicate sample of MW-600-0717. Sample TB-02-0717 is a trip blank.

VOCs (SW8260B)

The samples in this SDG including the trip blank were submitted to AES for VOC analysis by Method 8260B. The Level II components were within laboratory QC limits with the exception of field duplicate RPDs.

Field Duplicate Precision

One field duplicate pair, (DUP-3-0717 / MW-600-0717), had an RPD outside of QC limits for benzene and toluene.

Action: The benzene and toluene results in field duplicate pair (DUP-3-0717 / MW-600-0717) were qualified as estimated and flagged "J".

PAHs (SW8270-SIM)

The samples in this SDG were submitted to AES for PAH analysis by Method 8270D-SIM. The Level II components were within laboratory QC limits with the exception of field duplicate RPDs.

Field Duplicate Precision

One field duplicate pair, (DUP-3-0717 / MW-600-0717), had an RPD outside of QC limits for acenaphthene, benzo(k)fluoranthene, fluoranthene, and naphthalene.

Action: The acenaphthene, benzo(k)fluoranthene, fluoranthene, and naphthalene results in field duplicate pair (DUP-3-0717 / MW-600-0717) were qualified as estimated and flagged "J".

Metals (SW6020B)

The samples in this SDG were submitted to AES for metals analysis (Sb, As, Ba, Be, Cd, Cr, Cu, Pb, Ni, Se, Tl, V, and Zn) by Method SW6020B. The Level II components were within laboratory QC limits.

Mercury (SW7470A)

The samples in this SDG were submitted to AES for mercury analysis by Method SW7470A. The Level II components were within laboratory QC limits.

Cyanide (SW9014)

The samples in this SDG were submitted to AES for cyanide analysis by Method SW9014. The Level II components were within laboratory QC limits.

Overall Site Evaluation and Professional Judgment Flagging Changes

The chemical data included in this SDG was validated in general accordance with the guidelines contained in the project work plan and no DQE flags were modified based on professional judgment.

References

USEPA, 2008/2011. Data Validation Standard Operating Procedures for Contract Laboratory Program Routine Analytical Services. Prepared by the Region 4, United States Environmental Protection Agency, Science and Ecosystem Support Division, August 2008 (organic), September 2011 (inorganic).

Prepared by/Date: MBB 08/11/17
Checked By/Date: DLH 08/14/17

DQE CHECKLISTS

LEVEL II DATA QUALITY VALIDATION RECORD

Project: AGL Augusta
Project No: 6122150235.03.****
Method: VOCs by SW8260B
Laboratory and Lot: AES SDG: 1707M52
Reviewer/Date: M. Bowen 08/10/17 **Senior Reviewer/Date:** D. Howard 08/14/17

YES NO NA **COMMENTS**

Includes groundwater samples and a trip blank for a level II review. These samples were analyzed for select VOCs. Associated samples include: TB-02-0717, MW-214-0717, MW-22-07187, MW-205-0717, MW-512BR-0717, MW-600-0717, DUP-3-0717, MW-511BR-0717, MW-402D-0717, MW-402S-0717, MW-310BR-0717, MW-19-0717

X **Case Narrative and COC Completeness Review**
Cooler temp: 4.2, 3.1, 2.8°C

X **Holding times met**
Collected: 07/26/17
Anal: 07/31/17,08/01/17

X **QC Blanks Review**
MB- 246209 = ND

TB-02-0717= ND

X **Laboratory Control Sample (LCS) recovery within limits**
LCS- 246209 – All % Rec OK

X **Lab Duplicate - Field Duplicate precision goals met (30%).**
DUP-3-0717 = MW-600-0717

Constituent	*P. Sample*	*D. Sample*	*%RPD*
Benzene	20000	30000	40.00
Toluene	8400	14000	50.00
Xylenes, total	ND	2500	NC

Flag Associated results "J"

X **Matrix Spike recoveries and RPDs within limits (if applicable)**
p. 42-43 MW-600-0717
All % Recoveries and RPDs within limits.

X **EDD Data Verification vs. Hardcopy (10% samples for each SDG)**

LEVEL II DATA QUALITY VALIDATION RECORD

Project: AGL Augusta
Project No: 6122150235.03.****
Method: PAHs by SW8270D-SIM
Laboratory and Lot: AES SDG: 1707M52
Reviewer/Date: M. Bowen 08/11/17 **Senior Reviewer/Date:** D. Howard 08/14/17

YES NO NA **COMMENTS**

Includes groundwater samples for a level II review. These samples were analyzed for PAHs. Associated samples include: MW-214-0717, MW-22-07187, MW-205-0717, MW-512BR-0717, MW-600-0717, DUP-3-0717, MW-511BR-0717, MW-402D-0717, MW-402S-0717, MW-310BR-0717, MW-19-0717

X **Case Narrative and COC Completeness Review**
Cooler temp: 4.2, 3.1, 2.8°C

X **Holding times met**
Collected: 07/26/17
Anal: 07/28/17, 07/31/17, 08/01/17

X **QC Blanks Review**
MB-246108= ND

X **Laboratory Control Sample (LCS) recovery within limits**
LCS-246108– All % Rec OK

X **Lab Duplicate - Field Duplicate precision goals met (30%).**
DUP-3-0717 = MW-600-0717

Constituent	***P. Sample***	***D. Sample***	***%RPD***
Acenaphthene	12	20	50.00
Acenaphthylene	90	110	20.00
Anthracene	3.5	3.3	5.88
Benzo(a)anthracene	0.57	0.46	21.36
Benzo(a)pyrene	0.39	0.32	19.72
Benzo(b)fluoranthene	0.38	0.32	17.14
Benzo(g,h,i)perylene	0.17	0.14	19.35
Benzo(k)fluoranthene	0.12	0.082	37.62
Chrysene	0.36	0.3	18.18
Fluoranthene	1.8	1.6	11.76
Fluorene	14	20	35.29
Indeno(1,2,3-cd)pyrene	0.13	0.11	16.67
Naphthalene	4500	7200	46.15
Phenanthrene	13	16	20.69
Pyrene	2.3	2.1	9.09

Flag associated samples "J"

PAHs continued:

YES	NO	NA	COMMENTS
X			**Matrix Spike recoveries and RPDs within limits (if applicable)** p. 36-37 MW-22-0717 All results are within QC limits
X			**EDD Data Verification vs. Hardcopy (10% samples for each SDG)**

LEVEL II DATA QUALITY VALIDATION RECORD

Project: AGL Augusta
Project No: 6122150235.03.****
Method: Metals by SW6020B
Laboratory and Lot: AES SDG: 1707M52
Reviewer/Date: M. Bowen 08/11/17 **Senior Reviewer/Date:** D. Howard 08/14/17

YES NO NA **COMMENTS**

Includes groundwater samples for a level II review. These samples were analyzed for Sb, As, Ba, Be, Cd, Cr, Cu, Pb, Ni, Se, Tl, V, and Zn. Associated samples include: MW-214-0717, MW-22-07187, MW-205-0717, MW-512BR-0717, MW-600-0717, DUP-3-0717, MW-511BR-0717, MW-402D-0717, MW-402S-0717, MW-310BR-0717, MW-19-0717

X **Case Narrative and COC Completeness Review**
Cooler temp: 4.2, 3.1, 2.8°C

X **Holding times met**
Collected: 07/26/17
Analyzed: 08/01/17

X **QC Blanks Review**
MB-246116 = ND

X **Laboratory Control Sample (LCS) recovery within limits**
LCS-246116 – All % Rec OK

X **Lab Duplicate - Field Duplicate precision goals met (20%)**.
DUP-3-0717 = MW-600-0717

Constituent	*P. Sample*	*D. Sample*	*%RPD*
Barium	0.236	0.233	1.28
copper	0.0158	0.0168	6.13
zinc	0.0951	0.0966	1.56

X **Matrix Spike recoveries and RPDs within limits (if applicable)**
p. 39 1707M37-021BMS/MSD Not a project sample – all OK

X **EDD Data Verification vs. Hardcopy (10% samples for each SDG)**

LEVEL II DATA QUALITY VALIDATION RECORD

Project: AGL Augusta
Project No: 6122150235.03.****
Method: Mercury by SW7470A
Laboratory and Lot: AES SDG: 1707M52
Reviewer/Date: M. Bowen 08/11/17 **Senior Reviewer/Date:** D. Howard 08/14/17

YES	NO	NA	COMMENTS
			Includes groundwater samples for a level II review. These samples were analyzed for mercury. Associated samples include: MW-214-0717, MW-22-07187, MW-205-0717, MW-512BR-0717, MW-600-0717, DUP-3-0717, MW-511BR-0717, MW-402D-0717, MW-402S-0717, MW-310BR-0717, MW-19-0717
X			**Case Narrative and COC Completeness Review** Cooler temp: 4.2, 3.1, 2.8°C
X			**Holding times met** Collected: 07/26/17 Anal: 08/01/17
X			**QC Blanks Review** MB-246131 = ND
X			**Laboratory Control Sample (LCS) recovery within limits** LCS-246131 – All % Rec OK
X			**Lab Duplicate - Field Duplicate precision goals met (20%).** DUP-03-0717 = MW-600-0717 **(All ND)**
		X	**Matrix Spike recoveries and RPDs within limits (if applicable)** p. 41 1707P33-001AMS/MSD – Not a project sample – All OK
X			**EDD Data Verification vs. Hardcopy (10% samples for each SDG)**

LEVEL II DATA QUALITY VALIDATION RECORD

Project: AGL Augusta
Project No: 6122150235.03.****
Method: Cyanide by SW9014
Laboratory and Lot: AES SDG: 1707M52
Reviewer/Date: M. Bowen 08/11/17 **Senior Reviewer/Date:** D. Howard 08/14/17

YES	NO	NA	COMMENTS
			Includes groundwater samples for a level II review. These samples were analyzed for cyanide. Associated samples include: MW-214-0717, MW-22-07187, MW-205-0717, MW-512BR-0717, MW-600-0717, DUP-3-0717, MW-511BR-0717, MW-402D-0717, MW-402S-0717, MW-310BR-0717, MW-19-0717
X			**Case Narrative and COC Completeness Review** Cooler temp: 4.2, 3.1, 2.8ºC
X			**Holding times met** Collected: 07/26/17 Anal: 08/02/17
X			**QC Blanks Review** MB-246328 = ND
X			**Laboratory Control Sample (LCS) recovery within limits** LCS-246328 – All % Rec OK
X			**Lab Duplicate - Field Duplicate precision goals met (20%).** DUP-3-0717 = MW-600-0717 – All ND, OK
		X	**Matrix Spike recoveries and RPDs within limits (if applicable)** p. 44 1707M54-012CMS non-project sample – All OK
X			**EDD Data Verification vs. Hardcopy (10% samples for each SDG)**

July 2017 Data Evaluation Narrative
Project: Atlanta Gas Light
Amec Foster Wheeler Project Number: 6122150235.03.**
Site: Augusta, GA
Matrix: Groundwater

AES SDG No: 1707M53

Introduction

A data quality evaluation (DQE) was performed on the data reported for the groundwater sampling event conducted at the Atlanta Gas Light (AGL) facility located in Augusta, Georgia in July 2017. The following sections provide summary discussions of the required data qualifications for the analytical methods for samples collected. A Level II DQE validation was performed on the samples analyzed by the fixed-based laboratory within these sample delivery groups (SDGs). A Level II DQE consists of review of the following criteria: sample integrity, holding times, reporting limits, method blanks, laboratory control samples, surrogate recoveries (where applicable), matrix spikes/matrix spike duplicate (MS/MSD) recoveries and relative percent differences (RPDs), laboratory and field duplicate RPDs, and trip, field, and/or equipment blanks. Data were reviewed using precision and accuracy control limits presented in the laboratory's QAPP. Additionally, the data summary tables generated from the electronic data deliverable (EDD) were compared to the laboratory hardcopy data report to verify that the EDD and data report match.

DQE data qualifications were applied, if necessary, in accordance with procedures in USEPA guidelines (USEPA, 2008/2011), the method, and professional judgment using the following qualifiers:

J = The reported concentration is considered an estimated value.

Deliverables

The data package as submitted to Amec Foster Wheeler Environment and Infrastructure, Inc. (Amec Foster Wheeler, formerly AMEC) are complete for USEPA Methods SW8260B, SW8270D-SIM, SW6020B, SW7470A, and SW9014.

Sample Integrity

Samples within this SDG were submitted to Analytical Environmental Services (AES) in Atlanta, Georgia for select volatile organic compounds (VOCs) by USEPA Method 8260B, polynuclear aromatic hydrocarbons (PAHs) by USEPA Method 8270D - selective ion monitoring (SIM), metals [antimony (Sb), arsenic (As), barium (Ba), beryllium (Be), cadmium (Cd), chromium (Cr), copper

(Cu), lead (Pb), nickel (Ni), selenium (Se), thallium (Tl) vanadium (V), and zinc (Zn)] by USEPA Method SW6020B, mercury by USEPA Method 7470A, and cyanide by USEPA Method 9014.

Based on the information provided on the Chain-of-Custody (COC) forms, the field samples arrived at the laboratory intact and within the temperature range. Completed COC documents are included in the data package.

Sample Identification

This SDG contains the following water and QC samples:

Sample ID	Sample Date	DQE Level	Sample ID	Sample Date	DQE Level
TB-01-0717	07/25/17	II	MW-12-0717	07/25/17	II
MW-306SAP-0717	07/25/17	II	DUP-1-0717	07/25/17	II
MW-306D-0717	07/25/17	II	MW-311-0717	07/25/17	II
MW-306TZ-0717	07/25/17	II	MW-509BR-0717	07/25/17	II
MW-306BR-0717	07/25/17	II	MW-510BR-0717	07/25/17	II
DUP-2-0717	07/25/17	II	MW-504BR-0717	07/25/17	II
MW-207-0717	07/25/17	II	MW-503BR-0717	07/25/17	II
MW-508BR-0717	07/25/17	II			

These samples were collected on July 25, 2017. Sample DUP-1-0717 is a field duplicate sample of MW-12-0717. Additionally, sample DUP-2-0717 is a field duplicate sample of MW-306SAP-0717. Sample TB-01-0717 is a trip blank.

VOCs (SW8260B)

The samples in this SDG including the trip blank were submitted to AES for VOC analysis by Method 8260B. The Level II components were within laboratory QC limits.

PAHs (SW8270-SIM)

The samples in this SDG were submitted to AES for PAH analysis by Method 8270D-SIM. The Level II components were within laboratory QC limits with the exception of field duplicate RPDs.

Field Duplicate Precision

One field duplicate pair, (DUP-1-0717 / MW-12-0717), had an RPD outside of QC limits for anthracene and pyrene.

Action: The anthracene and pyrene results in field duplicate pair (DUP-1-0717 / MW-12-0717) were qualified as estimated and flagged "J".

Metals (SW6020B)

The samples in this SDG were submitted to AES for metals analysis (Sb, As, Ba, Be, Cd, Cr, Cu, Pb, Ni, Se, Tl, V, and Zn) by Method SW6020B. The Level II components were within laboratory QC limits.

Mercury (SW7470A)

The samples in this SDG were submitted to AES for mercury analysis by Method SW7470A. The Level II components were within laboratory QC limits.

Cyanide (SW9014)

The samples in this SDG were submitted to AES for cyanide analysis by Method SW9014. The Level II components were within laboratory QC limits.

Overall Site Evaluation and Professional Judgment Flagging Changes

The chemical data included in this SDG was validated in general accordance with the guidelines contained in the project work plan and no DQE flags were modified based on professional judgment.

References

USEPA, 2008/2011. Data Validation Standard Operating Procedures for Contract Laboratory Program Routine Analytical Services. Prepared by the Region 4, United States Environmental Protection Agency, Science and Ecosystem Support Division, August 2008 (organic), September 2011 (inorganic).

Prepared by/Date: MBB 08/14/17
Checked By/Date: DWK 02/17/17

DQE CHECKLISTS

LEVEL II DATA QUALITY VALIDATION RECORD

Project: AGL Augusta
Project No: 6122150235.03.****
Method: VOCs by SW8260B
Laboratory and Lot: AES SDG: 1707M53
Reviewer/Date: M. Bowen 08/10/17 **Senior Reviewer/Date:** D. Howard 08/14/17

YES NO NA **COMMENTS**

Includes groundwater samples for a level II review. These samples were analyzed for PAHs. Associated samples include: TB-01-0717, MW-306SAP-0717, MW-306D-0717, MW-306TZ-0717, MW-306BR-0717, DUP-2-0717, MW-207-0717, MW-508BR-0717, MW-12-0717, DUP-1-0717, MW-311-0717, MW-509BR-0717, MW-510BR-0717, MW-504BR-0717, MW-503BR-0717

X **Case Narrative and COC Completeness Review**
Cooler temp: 2.6, 1.5, 2.9°C

X **Holding times met**
Collected: 07/25/17
Anal: 08/01/17, 08/02/17

X **QC Blanks Review**
MB-246274= ND
TB-01-0717= ND

X **Laboratory Control Sample (LCS) recovery within limits**
LCS-246274– All % Rec OK

X **Lab Duplicate - Field Duplicate precision goals met (30%).**
DUP-1-0717 = MW-12-0717

Constituent	***P. Sample***	***D. Sample***	***%RPD***
Benzene	8700	9300	6.67
Ethylbenzene	2200	2300	4.44
Toluene	1400	1600	13.33
Xylenes, total	1700	1900	11.11

DUP-2-0717 = MW-306BR-0717

Constituent	***P. Sample***	***D. Sample***	***%RPD***
Xylenes, total	ND	5.7	NC

All OK

X **Matrix Spike recoveries and RPDs within limits (if applicable)**
p. 58-59 MW-12-0717
All % Recoveries and RPDs within limits.

X **EDD Data Verification vs. Hardcopy (10% samples for each SDG)**

LEVEL II DATA QUALITY VALIDATION RECORD

Project: AGL Augusta
Project No: 6122150235.03.****
Method: PAHs by SW8270D-SIM
Laboratory and Lot: AES SDG: 1707M53
Reviewer/Date: M. Bowen 08/14/17 **Senior Reviewer/Date:** D. Howard 08/14/17

YES NO NA **COMMENTS**

Includes groundwater samples for a level II review. These samples were analyzed for PAHs. Associated samples include: MW-306SAP-0717, MW-306D-0717, MW-306TZ-0717, MW-306BR-0717, DUP-2-0717, MW-207-0717, MW-508BR-0717, MW-12-0717, DUP-1-0717, MW-311-0717, MW-509BR-0717, MW-510BR-0717, MW-504BR-0717, MW-503BR-0717

X **Case Narrative and COC Completeness Review**
Cooler temp: 2.6, 1.5, 2.9°C

X **Holding times met**
Collected: 07/25/17
Anal: 07/28/17, 07/29/17, 07/31/17, 08/01/17

X **QC Blanks Review**
MB-246108= ND
MB-246109= ND

X **Laboratory Control Sample (LCS) recovery within limits**
LCS-246108– All % Rec OK
LCS-246109– All % Rec OK

X **Lab Duplicate - Field Duplicate precision goals met (30%).**
DUP-1-0717 = MW-12-0717

Constituent	***P. Sample***	***D. Sample***	***%RPD***
Acenaphthene	130	120	8.00
Acenaphthylene	6.1	5.1	17.86
Anthracene	1.7	2.4	34.14
Fluoranthene	0.3	0.39	26.09
Fluorene	24	23	4.26
Naphthalene	6300	7100	11.94
Phenanthrene	15	19	23.53
Pyrene	0.31	0.42	31.14

Flag associated samples "J"

PAHs continued:

YES	NO	NA	COMMENTS

X **Lab Duplicate - Field Duplicate precision goals met (30%).**

DUP-2-0717 = MW-306BR-0717

Constituent	***P. Sample***	***D. Sample***	***%RPD***
Acenaphthene	17	16	6.06
Anthracene	0.27	0.28	3.64
Fluorene	2.8	2.6	7.41
Naphthalene	440	350	22.78
Phenanthrene	1.4	1.5	6.90
Pyrene	0.11	0.11	0.00

All OK

X **Matrix Spike recoveries and RPDs within limits (if applicable)**

p. 45-46 1707M52-003DMS/MSD (Not a project sample)
All results are within QC limits
p. 48-49 1707M54-012DMS/MSD (Not a project sample)
All results are within QC limits

X **EDD Data Verification vs. Hardcopy (10% samples for each SDG)**

LEVEL II DATA QUALITY VALIDATION RECORD

Project: AGL Augusta
Project No: 6122150235.03.****
Method: Metals by SW6020B
Laboratory and Lot: AES SDG: 1707M53
Reviewer/Date: M. Bowen 08/14/17 **Senior Reviewer/Date:** D Howard 08/14/17

YES NO NA **COMMENTS**

Includes groundwater samples for a level II review. These samples were analyzed for Sb, As, Ba, Be, Cd, Cr, Cu, Pb, Ni, Se, Tl, V, and Zn. Associated samples include: MW-306SAP-0717, MW-306D-0717, MW-306TZ-0717, MW-306BR-0717, DUP-2-0717, MW-207-0717, MW-508BR-0717, MW-12-0717, DUP-1-0717, MW-311-0717, MW-509BR-0717, MW-510BR-0717, MW-504BR-0717, MW-503BR-0717

X **Case Narrative and COC Completeness Review**
Cooler temp: 2.6, 1.5, 2.9°C

X **Holding times met**
Collected: 07/25/17
Analyzed: 08/01/17

X **QC Blanks Review**
MB-246116 = ND
MB-246138 = ND

X **Laboratory Control Sample (LCS) recovery within limits**
LCS-246116 – All % Rec OK
LCS-246138 – All % Rec OK

X **Lab Duplicate - Field Duplicate precision goals met (20%)**.
DUP-1-0717 = MW-12-0717

Constituent	*P. Sample*	*D. Sample*	*%RPD*
Barium	0.195	0.196	0.51

All OK
DUP-2-0717 = MW-306BR-0717

Constituent	*P. Sample*	*D. Sample*	*%RPD*
Barium	0.527	0.506	4.07

All OK

X **Matrix Spike recoveries and RPDs within limits (if applicable)**
p. 52 1707M37-021BMS/MSD Not a project sample – all OK
p. 55 MW-306BR-0717 – All OK

X **EDD Data Verification vs. Hardcopy (10% samples for each SDG)**

LEVEL II DATA QUALITY VALIDATION RECORD

Project: AGL Augusta
Project No: 6122150235.03.****
Method: Mercury by SW7470A
Laboratory and Lot: AES SDG: 1707M53
Reviewer/Date: M. Bowen 08/14/17 **Senior Reviewer/Date:** D. Howard 08/14/17

YES	NO	NA	COMMENTS
			Includes groundwater samples for a level II review. These samples were analyzed for mercury. Associated samples include: MW-306SAP-0717, MW-306D-0717, MW-306TZ-0717, MW-306BR-0717, DUP-2-0717, MW-207-0717, MW-508BR-0717, MW-12-0717, DUP-1-0717, MW-311-0717, MW-509BR-0717, MW-510BR-0717, MW-504BR-0717, MW-503BR-0717
X			**Case Narrative and COC Completeness Review** Cooler temp: 2.6, 1.5, 2.9°C
X			**Holding times met** Collected: 07/25/17 Anal: 08/05/17
X			**QC Blanks Review** MB-246528 = ND
X			**Laboratory Control Sample (LCS) recovery within limits** LCS-246528 – All % Rec OK
X			**Lab Duplicate - Field Duplicate precision goals met (20%).** DUP-1-0717 = MW-12-0717 **(All ND)** DUP-2-0717 = MW-306BR-0717 **(All ND)**
X			**Matrix Spike recoveries and RPDs within limits (if applicable)** p. 60 MW-306SAP-0717 – All OK
X			**EDD Data Verification vs. Hardcopy (10% samples for each SDG)**

LEVEL II DATA QUALITY VALIDATION RECORD

Project: AGL Augusta
Project No: 6122150235.03.****
Method: Cyanide by SW9014
Laboratory and Lot: AES SDG: 1707M53
Reviewer/Date: M. Bowen 08/14/17 **Senior Reviewer/Date:** D. Howard 08/14/17

YES NO NA **COMMENTS**

Includes groundwater samples for a level II review. These samples were analyzed for cyanide. Associated samples include: MW-306SAP-0717, MW-306D-0717, MW-306TZ-0717, MW-306BR-0717, DUP-2-0717, MW-207-0717, MW-508BR-0717, MW-12-0717, DUP-1-0717, MW-311-0717, MW-509BR-0717, MW-510BR-0717, MW-504BR-0717, MW-503BR-0717

X **Case Narrative and COC Completeness Review**
Cooler temp: 2.6, 1.5, 2.9°C

X **Holding times met**
Collected: 07/25/17
Anal: 07/31/17

X **QC Blanks Review**
MB-246247 = ND

X **Laboratory Control Sample (LCS) recovery within limits**
LCS-246247 – All % Rec OK

X **Lab Duplicate - Field Duplicate precision goals met (20%).**
DUP-1-0717 = MW-12-0717

Constituent	*P. Sample*	*D. Sample*	*%RPD*
Cyanide	ND	0.017	NC

All OK
Dup-2-0717 = MW-306BR-0717 (All ND)

X **Matrix Spike recoveries and RPDs within limits (if applicable)**
p. 57 MW-306SAP-0717 – All OK

X **EDD Data Verification vs. Hardcopy (10% samples for each SDG)**

July 2017 Data Evaluation Narrative
Project: Atlanta Gas Light
Amec Foster Wheeler Project Number: 6122150235.03.**
Site: Augusta, GA
Matrix: Groundwater

AES SDG No: 1707M54

Introduction

A data quality evaluation (DQE) was performed on the data reported for the groundwater sampling event conducted at the Atlanta Gas Light (AGL) facility located in Augusta, Georgia in July 2017. The following sections provide summary discussions of the required data qualifications for the analytical methods for samples collected. A Level II DQE validation was performed on the samples analyzed by the fixed-based laboratory within these sample delivery groups (SDGs). A Level II DQE consists of review of the following criteria: sample integrity, holding times, reporting limits, method blanks, laboratory control samples, surrogate recoveries (where applicable), matrix spikes/matrix spike duplicate (MS/MSD) recoveries and relative percent differences (RPDs), laboratory and field duplicate RPDs, and trip, field, and/or equipment blanks. Data were reviewed using precision and accuracy control limits presented in the laboratory's QAPP. Additionally, the data summary tables generated from the electronic data deliverable (EDD) were compared to the laboratory hardcopy data report to verify that the EDD and data report match.

DQE data qualifications were applied if necessary in accordance with procedures in USEPA guidelines (USEPA, 2008/2011), the method, and professional judgment using the following qualifiers:

J = The reported concentration is considered an estimated value.

No qualification of the results was necessary.

Deliverables

The data package as submitted to Amec Foster Wheeler Environment and Infrastructure, Inc. (Amec Foster Wheeler, formerly AMEC) are complete for USEPA Methods SW8260B, SW8270D-SIM, SW6020B, SW7470A, and SW9014.

Sample Integrity

Samples within this SDG were submitted to Analytical Environmental Services (AES) in Atlanta, Georgia for select volatile organic compounds (VOCs) by USEPA Method 8260B, polynuclear aromatic hydrocarbons (PAHs) by USEPA Method 8270D - selective ion monitoring (SIM), metals [antimony (Sb), arsenic (As), barium (Ba), beryllium (Be), cadmium (Cd), chromium (Cr), copper

(Cu), lead (Pb), nickel (Ni), selenium (Se), thallium (Tl) vanadium (V), and zinc (Zn)] by USEPA Method SW6020B, mercury by USEPA Method 7470A, and cyanide by USEPA Method 9014.

Based on the information provided on the Chain-of-Custody (COC) forms, the field samples arrived at the laboratory intact and within the temperature range. Completed COC documents are included in the data package.

Sample Identification

This SDG contains the following water and QC samples:

Sample ID	Sample Date	DQE Level	Sample ID	Sample Date	DQE Level
MW-505D-0717	07/25/17	II	MW-203-0717	07/26/17	II
MW-304-0717	07/25/17	II	MW-308BR-0717	07/26/17	II
MW-602-0717	07/25/17	II	MW-325-0717	07/26/17	II
MW-303-0717	07/25/17	II	MW-513BR-0717	07/26/17	II
MW-309BR-0717	07/25/17	II	MW-315-0717	07/26/17	II
MW-206-0717	07/25/17	II	MW-408S-0717	07/26/17	II
MW-601-0717	07/25/17	II	MW-4008DR-0717	07/26/17	II
MW-202DR-0717	07/26/17	II			

These samples were collected on July 25 and 26, 2017.

VOCs (SW8260B)

The samples in this SDG including the trip blank were submitted to AES for VOC analysis by Method 8260B. The Level II components were within laboratory QC limits.

PAHs (SW8270-SIM)

The samples in this SDG were submitted to AES for PAH analysis by Method 8270D-SIM. The Level II components were within laboratory QC limits.

Metals (SW6020B)

The samples in this SDG were submitted to AES for metals analysis (Sb, As, Ba, Be, Cd, Cr, Cu, Pb, Ni, Se, Tl, V, and Zn) by Method SW6020B. The Level II components were within laboratory QC limits.

Mercury (SW7470A)

The samples in this SDG were submitted to AES for mercury analysis by Method SW7470A. The Level II components were within laboratory QC limits.

Cyanide (SW9014)

The samples in this SDG were submitted to AES for cyanide analysis by Method SW9014. The Level II components were within laboratory QC limits.

Overall Site Evaluation and Professional Judgment Flagging Changes

The chemical data included in this SDG was validated in general accordance with the guidelines contained in the project work plan and no DQE flags were modified based on professional judgment.

References

USEPA, 2008/2011. Data Validation Standard Operating Procedures for Contract Laboratory Program Routine Analytical Services. Prepared by the Region 4, United States Environmental Protection Agency, Science and Ecosystem Support Division, August 2008 (organic), September 2011 (inorganic).

Prepared by/Date: MBB 08/14/17
Checked By/Date: DLH 08/16/17

DQE CHECKLISTS

LEVEL II DATA QUALITY VALIDATION RECORD

Project: AGL Augusta
Project No: 6122150235.03.****
Method: VOCs by SW8260B
Laboratory and Lot: AES SDG: 1707M54
Reviewer/Date: M. Bowen 08/14/17 **Senior Reviewer/Date:** D. Howard 08/16/17

YES	NO	NA	COMMENTS
			Includes groundwater samples for a level II review. These samples were analyzed for PAHs. Associated samples include: MW-505D-0717, MW304-0717, MW-602-0717, MW-303-0717, MW-309BR-0717, MW-206-0717, MW-601-0717, MW-202DR-0717, MW-203-0717, MW308BR-0717, MW-325-0717, MW-513BR-0717, MW-315-0717, MW-408S-0717, MW-408DR-0717
X			**Case Narrative and COC Completeness Review** Cooler temp: 4.2, 1.5, 4.6°C
X			**Holding times met** Collected: 07/25/17, 07/26/17 Anal: 08/01/17, 08/02/17
X			**QC Blanks Review** MB-246296= ND, TB-01-0717=ND (SDG 1707M53), TB-02-0717= ND (SDG 1707M52)
X			**Laboratory Control Sample (LCS) recovery within limits** LCS-246296– All % Rec OK
		X	**Lab Duplicate - Field Duplicate precision goals met (30%).** None submitted this SDG
X			**Matrix Spike recoveries and RPDs within limits (if applicable)** p. 55 MW-513BR-0717 All % Recoveries and RPDs within limits.
X			**EDD Data Verification vs. Hardcopy (10% samples for each SDG)**

LEVEL II DATA QUALITY VALIDATION RECORD

Project: AGL Augusta
Project No: 6122150235.03.****
Method: PAHs by SW8270D-SIM
Laboratory and Lot: AES SDG: 1707M54
Reviewer/Date: M. Bowen 08/14/17 **Senior Reviewer/Date:** D. Howard 08/16/17

YES	NO	NA	COMMENTS
			Includes groundwater samples for a level II review. These samples were analyzed for PAHs. Associated samples include: MW-505D-0717, MW304-0717, MW-602-0717, MW-303-0717, MW-309BR-0717, MW-206-0717, MW-601-0717, MW-202DR-0717, MW-203-0717, MW308BR-0717, MW-325-0717, MW-513BR-0717, MW-315-0717, MW-408S-0717, MW-408DR-0717
X			**Case Narrative and COC Completeness Review** Cooler temp: 4.2, 1.5, 4.6ºC
X			**Holding times met** Collected: 07/25/17, 07/26/17 Anal: 07/28/17, 07/31/17, 08/01/17
X			**QC Blanks Review** MB-246109= ND
X			**Laboratory Control Sample (LCS) recovery within limits** LCS-246109– All % Rec OK
		X	**Lab Duplicate - Field Duplicate precision goals met (30%).** None Submitted this SDG
X			**Matrix Spike recoveries and RPDs within limits (if applicable)** p. 45-46 MW-513BR-0717 All results are within QC limits
X			**EDD Data Verification vs. Hardcopy (10% samples for each SDG)**

LEVEL II DATA QUALITY VALIDATION RECORD

Project: AGL Augusta
Project No: 6122150235.03.****
Method: Metals by SW6020B
Laboratory and Lot: AES SDG: 1707M54
Reviewer/Date: M. Bowen 08/14/17 **Senior Reviewer/Date:** D. Howard 08/16/17

YES	NO	NA	COMMENTS
			Includes groundwater samples for a level II review. These samples were analyzed for Sb, As, Ba, Be, Cd, Cr, Cu, Pb, Ni, Se, Tl, V, and Zn. Associated samples include: MW-505D-0717, MW304-0717, MW-602-0717, MW-303-0717, MW-309BR-0717, MW-206-0717, MW-601-0717, MW-202DR-0717, MW-203-0717, MW308BR-0717, MW-325-0717, MW-513BR-0717, MW-315-0717, MW-408S-0717, MW-408DR-0717
X			**Case Narrative and COC Completeness Review** Cooler temp: 4.2, 1.5, 4.6°C
X			**Holding times met** Collected: 07/25/17, 07/26/17 Analyzed: 08/01/17, 08/02/17
X			**QC Blanks Review** MB-246138 = ND MB-246168 = ND
X			**Laboratory Control Sample (LCS) recovery within limits** LCS-246138 – All % Rec OK LCS-246168 – All % Rec OK
		X	**Lab Duplicate - Field Duplicate precision goals met (20%)**. None submitted this SDG
X			**Matrix Spike recoveries and RPDs within limits (if applicable)** p. 48 1707M53-005BMS/MSD Not a project sample – all OK p. 51 MW-513BR-0717 – All OK
X			**EDD Data Verification vs. Hardcopy (10% samples for each SDG)**

LEVEL II DATA QUALITY VALIDATION RECORD

Project: AGL Augusta
Project No: 6122150235.03.****
Method: Mercury by SW7470A
Laboratory and Lot: AES SDG: 1707M54
Reviewer/Date: M. Bowen 08/14/17 **Senior Reviewer/Date:** D. Howard 08/16/17

YES	NO	NA	COMMENTS
			Includes groundwater samples for a level II review. These samples were analyzed for mercury. Associated samples include: MW-505D-0717, MW304-0717, MW-602-0717, MW-303-0717, MW-309BR-0717, MW-206-0717, MW-601-0717, MW-202DR-0717, MW-203-0717, MW308BR-0717, MW-325-0717, MW-513BR-0717, MW-315-0717, MW-408S-0717, MW-408DR-0717
X			**Case Narrative and COC Completeness Review** Cooler temp: 4.2, 1.5, 4.6oC
X			**Holding times met** Collected: 07/25/17, 07/26/17 Anal: 08/02/17, 08/05/17
X			**QC Blanks Review** MB-246300 = ND MB-246528 = ND
X			**Laboratory Control Sample (LCS) recovery within limits** LCS-246300 – All % Rec OK LCS-246528 – All % Rec OK
		X	**Lab Duplicate - Field Duplicate precision goals met (20%).** None
X			**Matrix Spike recoveries and RPDs within limits (if applicable)** p. 56 MW-513BR-0717 – All OK p. 59 1707M53-002BMS/MSD (Not a project) – All OK
X			**EDD Data Verification vs. Hardcopy (10% samples for each SDG)**

LEVEL II DATA QUALITY VALIDATION RECORD

Project: AGL Augusta
Project No: 6122150235.03.****
Method: Cyanide by SW9014
Laboratory and Lot: AES SDG: 1707M54
Reviewer/Date: M. Bowen 08/14/17 **Senior Reviewer/Date:** D. Howard 8/16/17

YES	NO	NA	COMMENTS

Includes groundwater samples for a level II review. These samples were analyzed for cyanide. Associated samples include: MW-505D-0717, MW304-0717, MW-602-0717, MW-303-0717, MW-309BR-0717, MW-206-0717, MW-601-0717, MW-202DR-0717, MW-203-0717, MW308BR-0717, MW-325-0717, MW-513BR-0717, MW-315-0717, MW-408S-0717, MW-408DR-0717

X **Case Narrative and COC Completeness Review**
Cooler temp: 4.2, 1.5, 4.6oC

X **Holding times met**
Collected: 07/25/17, 07/26/17
Anal: 07/31/17

X **QC Blanks Review**
MB-246247 = ND
MB-246328 = ND
MB-246329 = ND

X **Laboratory Control Sample (LCS) recovery within limits**
LCS-246247 – All % Rec OK
LCS-246328 – All % Rec OK
LCS-246329 – All % Red OK

X **Lab Duplicate - Field Duplicate precision goals met (20%).**
None submitted this SDG

X **Matrix Spike recoveries and RPDs within limits (if applicable)**
p. 53 1707M53-002CMS (Not a project sample) – All OK
p. 57 MW-513BR-0717 – All OK
p. 58 MW-505D-0717 – All OK

X **EDD Data Verification vs. Hardcopy (10% samples for each SDG)**

July 2017 Data Evaluation Narrative
Project: Atlanta Gas Light
Amec Foster Wheeler Project Number: 6122150235.03.**
Site: Augusta, GA
Matrix: Groundwater

AES SDG No: 1707O97

Introduction

A data quality evaluation (DQE) was performed on the data reported for the groundwater sampling event conducted at the Atlanta Gas Light (AGL) facility located in Augusta, Georgia in July 2017. The following sections provide summary discussions of the required data qualifications for the analytical methods for samples collected. A Level II DQE validation was performed on the samples analyzed by the fixed-based laboratory within these sample delivery groups (SDGs). A Level II DQE consists of review of the following criteria: sample integrity, holding times, reporting limits, method blanks, laboratory control samples, surrogate recoveries (where applicable), matrix spikes/matrix spike duplicate (MS/MSD) recoveries and relative percent differences (RPDs), laboratory and field duplicate RPDs, and trip, field, and/or equipment blanks. Data were reviewed using precision and accuracy control limits presented in the laboratory's QAPP. Additionally, the data summary tables generated from the electronic data deliverable (EDD) were compared to the laboratory hardcopy data report to verify that the EDD and data report match.

DQE data qualifications were applied if necessary in accordance with procedures in USEPA guidelines (USEPA, 2008/2011), the method, and professional judgment using the following qualifiers:

UJ = The constituent was not detected; the detection limit may be imprecise.

Deliverables

The data package as submitted to Amec Foster Wheeler Environment and Infrastructure, Inc. (Amec Foster Wheeler, formerly AMEC) are complete for USEPA Methods SW8260B, SW8270D-SIM, SW6020B, SW7470A, and SW9014.

Sample Integrity

Samples within this SDG were submitted to Analytical Environmental Services (AES) in Atlanta, Georgia for select volatile organic compounds (VOCs) by USEPA Method 8260B, polynuclear aromatic hydrocarbons (PAHs) by USEPA Method 8270D - selective ion monitoring (SIM), metals [antimony (Sb), arsenic (As), barium (Ba), beryllium (Be), cadmium (Cd), chromium (Cr), copper (Cu), lead (Pb), nickel (Ni), selenium (Se), thallium (Tl) vanadium (V), and zinc (Zn)] by USEPA Method SW6020B, mercury by USEPA Method 7470A, and cyanide by USEPA Method 9014.

Based on the information provided on the Chain-of-Custody (COC) forms, the field samples arrived at the laboratory intact and within the temperature range. Completed COC documents are included in the data package.

Sample Identification

This SDG contains the following water and QC samples:

Sample ID	Sample Date	DQE Level	Sample ID	Sample Date	DQE Level
TB-03-0717	07/27/17	II	MW-318-0717	07/27/17	II
MW-507BR-0717	07/27/17	II	MW-21-0717	07/27/17	II
MW-500BR-0717	07/27/17	II	MW-313-0717	07/27/17	II
MW-319-0717	07/27/17	II	MW-213-0717	07/27/17	II
MW-310SAP-0717	07/27/17	II	MW-320-0717	07/27/17	II
MW-401S-0717	07/27/17	II	MW-404DR-0717	07/27/17	II
DUP-4-0717	07/27/17	II	MW-501S-0717	07/27/17	II
MW-401D-0717	07/27/17	II	DUP-5-0717	07/27/17	II
DUP-6-0717	07/27/17	II	IDW-0717	07/28/17	II
MW-401SAP-0717	07/27/17	II	MW-607-0717	07/28/17	II

These samples were collected on July 27 and 28, 2017. Sample DUP-4-0717 is a field duplicate sample of MW-401S-0717, sample DUP-5-0717 is a field duplicate of sample MW-501S-0717, and sample DUP-6-0717 is a field duplicate of sample MW-401D-0717. Sample TB-03-0717 is a trip blank.

VOCs (SW8260B)

The samples in this SDG including the trip blank were submitted to AES for VOC analysis by Method 8260B. The Level II components were within laboratory QC limits.

PAHs (SW8270-SIM)

The samples in this SDG were submitted to AES for PAH analysis by Method 8270D-SIM. The Level II components were within laboratory QC limits with the exception of matrix spike/matrix spike duplicate RPDs.

Matrix Spike/Matrix Spike Duplicate

An MS/MSD was performed on sample MW-320-0717 and the RPD was outside of QC limits for acenaphthylene.

Action: The acenaphthylene result in sample MW-320-0717 was considered non-detect with estimated reporting limits and flagged "UJ".

Metals (SW6020B)

The samples in this SDG were submitted to AES for metals analysis (Sb, As, Ba, Be, Cd, Cr, Cu, Pb, Ni, Se, Tl, V, and Zn) by Method SW6020B. The Level II components were within laboratory QC limits.

Mercury (SW7470A)

The samples in this SDG were submitted to AES for mercury analysis by Method SW7470A. The Level II components were within laboratory QC limits.

Cyanide (SW9014)

The samples in this SDG were submitted to AES for cyanide analysis by Method SW9014. The Level II components were within laboratory QC limits.

Overall Site Evaluation and Professional Judgment Flagging Changes

The chemical data included in this SDG was validated in general accordance with the guidelines contained in the project work plan and no DQE flags were modified based on professional judgment.

References

USEPA, 2008/2011. Data Validation Standard Operating Procedures for Contract Laboratory Program Routine Analytical Services. Prepared by the Region 4, United States Environmental Protection Agency, Science and Ecosystem Support Division, August 2008 (organic), September 2011 (inorganic).

Prepared by/Date: MBB 08/15/17
Checked By/Date: DLH 08/17/17

DQE CHECKLISTS

LEVEL II DATA QUALITY VALIDATION RECORD

Project: AGL Augusta
Project No: 6122150235.03.****
Method: VOCs by SW8260B
Laboratory and Lot: AES SDG: 1707O97
Reviewer/Date: M. Bowen 08/15/17 **Senior Reviewer/Date:** D. Howard 08/17/17

YES NO NA **COMMENTS**

Includes groundwater samples and a trip blank for a level II review. These samples were analyzed for select VOCs. Associated samples include: TB-03-0717, MW-507BR-0717, MW-500BR-0717, MW-319-0717, MW-310SAP-0717, MW-401S-0717, DUP-4-0717, MW-401D-0717, DUP-6-0717, MW-401SAP-0717, MW-318-0717, MW-21-0717, MW-313-0717, MW-213-0717, MW-320-0717, MW-404DR-0717, MW-501-0717, DUP-5-0717, IDW-0717, MW-607-0717

X **Case Narrative and COC Completeness Review**
Cooler temp: 1.8, 0.6, 1.4, 0.6, 5.8, 0.9ºC

X **Holding times met**
Collected: 07/27/17, 07/28/17
Anal: 08/02/17, 08/03/17

X **QC Blanks Review**
MB- 246357 = ND

TB-03-0717= ND

X **Laboratory Control Sample (LCS) recovery within limits**
LCS- 246357 – All % Rec OK

X **Lab Duplicate - Field Duplicate precision goals met (30%).**
DUP-4-0717 = MW-401S-0717 (All ND)
DUP-5-0717 = MW-501S-0717 (All ND)
DUP-6-0717 = MW-401D-0717

Constituent	*P. Sample*	*D. Sample*	*%RPD*
Trichloroethene	10	11	9.52

X **Matrix Spike recoveries and RPDs within limits (if applicable)**
p. 65-66 MW-507BR-0717
p. 66-67 MW-320-0717
All % Recoveries and RPDs within limits.

X **EDD Data Verification vs. Hardcopy (10% samples for each SDG)**

LEVEL II DATA QUALITY VALIDATION RECORD

Project: AGL Augusta
Project No: 6122150235.03.****
Method: PAHs by SW8270D-SIM
Laboratory and Lot: AES SDG: 1707O97
Reviewer/Date: M. Bowen 08/15/17 **Senior Reviewer/Date:** D. Howard 08/17/17

YES	NO	NA	COMMENTS
			Includes groundwater samples for a level II review. These samples were analyzed for PAHs. Associated samples include: MW-507BR-0717, MW-500BR-0717, MW-319-0717, MW-310SAP-0717, MW-401S-0717, DUP-4-0717, MW-401D-0717, DUP-6-0717, MW-401SAP-0717, MW-318-0717, MW-21-0717, MW-313-0717, MW-213-0717, MW-320-0717, MW-404DR-0717, MW-501-0717, DUP-5-0717, IDW-0717, MW-607-0717
X			**Case Narrative and COC Completeness Review** Cooler temp: 1.8, 0.6, 1.4, 0.6, 5.8, 0.9°C
X			**Holding times met** Collected: 07/27/17, 07/28/17 Anal: 07/31/17, 08/01/17
X			**QC Blanks Review** MB-246181= ND
X			**Laboratory Control Sample (LCS) recovery within limits** LCS-246181– All % Rec OK
X			**Lab Duplicate - Field Duplicate precision goals met (30%).** DUP-4-0717 = MW-401S-0717 (All ND) DUP-5-0717 = MW-501S-0717 (All ND) DUP-6-0717 = MW-401D-0717 (All ND)
	X		**Matrix Spike recoveries and RPDs within limits (if applicable)** p. 55-56 MW-507BR-0717 All results are within QC limits p. 56-57 MW-320-0717 Acenaphthylene – 66.5%, 88.6% RPD = 28.5% ***Flag associated parent sample result "UJ/J"***
X			**EDD Data Verification vs. Hardcopy (10% samples for each SDG)**

LEVEL II DATA QUALITY VALIDATION RECORD

Project: AGL Augusta
Project No: 6122150235.03.****
Method: Metals by SW6020B
Laboratory and Lot: AES SDG: 1707O97
Reviewer/Date: M. Bowen 08/15/17 **Senior Reviewer/Date:** D. Howard 08/17/17

YES NO NA **COMMENTS**

Includes groundwater samples for a level II review. These samples were analyzed for Sb, As, Ba, Be, Cd, Cr, Cu, Pb, Ni, Se, Tl, V, and Zn. Associated samples include: MW-507BR-0717, MW-500BR-0717, MW-319-0717, MW-310SAP-0717, MW-401S-0717, DUP-4-0717, MW-401D-0717, DUP-6-0717, MW-401SAP-0717, MW-318-0717, MW-21-0717, MW-313-0717, MW-213-0717, MW-320-0717, MW-404DR-0717, MW-501-0717, DUP-5-0717, IDW-0717, MW-607-0717

X **Case Narrative and COC Completeness Review**
Cooler temp: 1.8, 0.6, 1.4, 0.6, 5.8, 0.9°C

X **Holding times met**
Collected: 07/27/17, 07/28/17
Analyzed: 08/03/17

X **QC Blanks Review**
MB-246195 = ND

X **Laboratory Control Sample (LCS) recovery within limits**
LCS-246195 – All % Rec OK

X **Lab Duplicate - Field Duplicate precision goals met (20%)**.
DUP-4-0717 = MW-401S-0717

Constituent	***P. Sample***	***D. Sample***	***%RPD***
Barium	0.104	0.106	1.90

DUP-5-0717 = MW-501S-0717

Constituent	***P. Sample***	***D. Sample***	***%RPD***
Barium	0.0804	0.0736	8.83

DUP-6-0717 = MW-401D-0717

Constituent	***P. Sample***	***D. Sample***	***%RPD***
Barium	0.0728	0.0725	0.41
Cadmium	0.0162	0.0174	7.14

X **Matrix Spike recoveries and RPDs within limits (if applicable)**
p. 60 MW-507BR-0717– all OK
p. 60 MW-320-0717 – all OK

X **EDD Data Verification vs. Hardcopy (10% samples for each SDG)**

LEVEL II DATA QUALITY VALIDATION RECORD

Project: AGL Augusta
Project No: 6122150235.03.****
Method: Mercury by SW7470A
Laboratory and Lot: AES SDG: 1707O97
Reviewer/Date: M. Bowen 08/15/17 **Senior Reviewer/Date:** D. Howard 08/17/17

YES	NO	NA	COMMENTS

Includes groundwater samples for a level II review. These samples were analyzed for mercury. Associated samples include: MW-507BR-0717, MW-500BR-0717, MW-319-0717, MW-310SAP-0717, MW-401S-0717, DUP-4-0717, MW-401D-0717, DUP-6-0717, MW-401SAP-0717, MW-318-0717, MW-21-0717, MW-313-0717, MW-213-0717, MW-320-0717, MW-404DR-0717, MW-501-0717, DUP-5-0717, IDW-0717, MW-607-0717

X			**Case Narrative and COC Completeness Review** Cooler temp: 1.8, 0.6, 1.4, 0.6, 5.8, 0.9ºC
X			**Holding times met** Collected: 07/27/17, 07/28/17 Anal: 08/05/17, 08/06/17
X			**QC Blanks Review** MB-246302 = ND
X			**Laboratory Control Sample (LCS) recovery within limits** LCS-246302 – All % Rec OK
X			**Lab Duplicate - Field Duplicate precision goals met (20%).** DUP-4-0717 = MW-401S-0717 **(All ND)** DUP-5-0717 = MW-501S-0717 **(All ND)** DUP-6-0717 = MW-401D-0717 **(All ND)**
X			**Matrix Spike recoveries and RPDs within limits (if applicable)** p. 63 MW-507BR-0717 – All OK p. 63 MW-320-0717 – All OK
X			**EDD Data Verification vs. Hardcopy (10% samples for each SDG)**

LEVEL II DATA QUALITY VALIDATION RECORD

Project: AGL Augusta
Project No: 6122150235.03.****
Method: Cyanide by SW9014
Laboratory and Lot: AES SDG: 1707O97
Reviewer/Date: M. Bowen 08/15/17 **Senior Reviewer/Date:** D. Howard 08/17/17

YES	NO	NA	COMMENTS

Includes groundwater samples for a level II review. These samples were analyzed for cyanide. Associated samples include: MW-507BR-0717, MW-500BR-0717,MW-319-0717, MW-310SAP-0717, MW-401S-0717, DUP-4-0717, MW-401D-0717, DUP-6-0717, MW-401SAP-0717, MW-318-0717, MW-21-0717, MW-313-0717, MW-213-0717, MW-320-0717, MW-404DR-0717, MW-501-0717, DUP-5-0717, IDW-0717, MW-607-0717

X **Case Narrative and COC Completeness Review**
Cooler temp: 1.8, 0.6, 1.4, 0.6, 5.8, 0.9oC

X **Holding times met**
Collected: 07/27/17, 07/28/17
Anal: 08/03/17

X **QC Blanks Review**
MB-246390 = ND

X **Laboratory Control Sample (LCS) recovery within limits**
LCS-246390 – All % Rec OK

X **Lab Duplicate - Field Duplicate precision goals met (20%).**
DUP-4-0717 = MW-401S-0717 – All ND, OK
DUP-5-0717 = MW-501S-0717 – All ND, OK
DUP-6-0717 = MW-401D-0717 – All ND, OK

X **Matrix Spike recoveries and RPDs within limits (if applicable)**
p. 68 MW-507BR-0717 – All OK
p. 68 MW-320-0717 – All OK

X **EDD Data Verification vs. Hardcopy (10% samples for each SDG)**

APPENDIX E-1

SUMMARY OF HISTORICAL GROUNDWATER SAMPLING DATA – ALLUVIUM, GALLIARD, AND SAPROLITE MONITORING WELLS

Appendix E-1
Summary of Historical Groundwater Sampling Data - Alluvium, Galliard, and Saprolite Monitoring Wells
January 2001 through July 2017
Atlanta Gas Light Company
Former Manufactured Gas Plant Site
Augusta, Georgia

Chemical Name	Type 1 Risk Reduction Standard	Location ID	MW-05																													
		Sample Date	7/14/2014	1/6/2014	7/8/2013	1/7/2013	7/23/2012	1/16/2012	7/5/2011	1/17/2011	7/13/2010	1/5/2010	01/10 DUP	1/13/2009	7/15/2008	1/9/2008	7/10/2007	2/14/2007	7/11/2006	1/10/2006	7/21/2005	1/18/2005	7/16/2004	1/22/2004	7/19/2003	1/20/2003	7/9/2002	1/17/2002	7/11/2001	07/01 DUP	1/18/2001
		Unit	Post-ISCO																		Pre-ISCO											
Field Parameters																																
Conductivity	*	mS/cm	0.742	0.646	0.695	0.742	0.048	0.660	0.750	0.370	0.674	0.653	0.653	1.230	0.792	0.816	0.631	0.893	0.830	--	--	--	--	--	--	--	--	--	--	--	--	--
Dissolved Oxygen (YSI)	*	mg/L	0.69	2.04	0.08	0.16	0.18	3.14	2.06	5.5	0.31	0.13	0.13	5.82	0.21	0.36	0.22	0.71	0.17	--	--	--	--	--	--	--	--	--	--	--	--	--
Oxidation Reduction Potential	*	mV	-15.0	-67.0	-18.9	-58.0	-34.8	175.0	-55.7	65.0	-47.2	-36.8	-36.8	-35.8	-45.4	-51.9	-16.4	-67.5	-76.2	--	--	--	--	--	--	--	--	--	--	--	--	--
pH	*	SU	6.14	6.32	6.91	6.03	5.92	2.30	5.68	0.586	5.82	6.08	6.08	0.804	5.94	6.11	5.96	5.96	6.11	--	--	--	--	--	--	--	--	--	--	--	--	--
Temperature	*	Celsius	24.8	17.72	22.93	22.16	24.77	19.27	25.26	17.65	25.55	19.18	19.18	18.27	24.68	20.8	22.81	17.05	24.95	--	--	--	--	--	--	--	--	--	--	--	--	--
Turbidity	*	NTU	2.57	3.34	1.52	4.44	3.13	3.98	7.69	NA	3.09	3.94	3.94	2.4	3.12	1.09	3.88	1.03	3.41	--	--	--	--	--	--	--	--	--	--	--	--	--
Monitored Natural Attenuation Parameters																																
Carbon Dioxide	*	µg/L	--	--	--	--	--	--	--	--	--	--	--	--	--	--	--	--	--	--	--	--	--	--	--	--	--	--	--	--	--	--
Iron	*	mg/L	--	--	--	--	--	--	--	--	--	--	--	--	--	--	--	--	--	30.8	31	32	38	33	29	33	33	33	37	36	36
Iron, as Ferrous (Fe+2)	*	mg/L	--	--	--	--	--	--	--	--	--	--	--	--	--	--	--	--	--	--	--	--	--	--	--	--	--	--	--	--	--	--
Manganese, Total	*	mg/L	--	--	--	--	--	--	--	--	--	--	--	--	--	--	--	--	--	2	1.95	2	2.2	2.2	2	2.1	2.2	2.3 N	2.2 N	2.2 N	2.1
Manganese, Dissolved	*	mg/L	--	--	--	--	--	--	--	--	--	--	--	--	--	--	--	--	--	--	--	--	--	--	--	--	--	--	--	--	--	--
Methane	*	µg/L	--	--	--	--	--	--	--	--	--	--	--	--	--	--	--	--	--	--	--	--	--	--	--	--	--	--	--	--	--	--
Nitrate	*	mg/L	--	--	--	--	--	--	--	--	--	--	--	--	--	--	--	--	--	--	--	--	--	--	--	--	--	--	--	--	--	--
Nitrogen	*	mg/L	--	--	--	--	--	--	--	--	--	--	--	--	--	--	--	--	--	--	--	--	--	--	--	--	--	--	--	--	--	--
Nitrogen, ammonia (as N)	*	mg/L	--	--	--	--	--	--	--	--	--	--	--	--	--	--	--	--	--	--	--	--	--	--	--	--	--	--	--	--	--	--
Oxygen	*	mg/L	--	--	--	--	--	--	--	--	--	--	--	--	--	--	--	--	--	--	--	--	--	--	--	--	--	--	--	--	--	--
Sulfate	*	mg/L	--	--	--	--	--	--	--	--	--	--	--	--	--	--	--	--	--	--	--	--	--	--	--	--	--	--	--	--	--	--
Sulfide	*	mg/L	--	--	--	--	--	--	--	--	--	--	--	--	--	--	--	--	--	--	--	--	--	--	--	--	--	--	--	--	--	--
Volatile Organic Compounds																																
Acetone	4,000	µg/L	< 50	< 50	< 50	< 100	< 5.0	< 5.0	< 5.0	< 5.0	< 100	< 100	< 100	< 100	< 100	< 50	< 50	< 50	< 50	**58**	< 25	< 25	< 25	< 25	< 25	< 25	< 25	**230**	**29**	**32**	< 25
Benzene	5	µg/L	< 5.0	< 5.0	< 5.0	< 5.0	< 0.25	< 0.25	< 0.25	< 0.25	< 5.0	< 5.0	< 5.0	< 5.0	< 5.0	< 5.0	< 5.0	< 5	< 5	< 1.0	< 1.0	< 1.0	< 1.0	< 1.0	< 1.0	< 1.0	< 1.0	< 1.0	< 1.0	< 1.0	< 1.0	< 1.0
Carbon Disulfide	4,000	µg/L	< 5.0	< 5.0	< 5.0	< 5.0	< 0.60	< 0.60	< 0.60	< 0.60	< 5.0	< 5.0	< 5.0	< 5.0	< 5.0	< 5.0	< 5.0	< 5	< 5	< 1.0	< 1.0	< 1.0	< 1.0	< 1.0	< 1.0	< 1.0	< 1.0	< 1.0	**0.72 J**	< 1.0	< 1.0
Ethylbenzene	700	µg/L	< 5.0	< 5.0	< 5.0	< 5.0	< 0.11	< 0.11	< 0.11	< 0.11	< 5.0	< 5.0	< 5.0	< 5.0	< 5.0	< 5.0	< 5.0	< 5	< 5	< 1.0	< 1.0	< 1.0	< 1.0	< 1.0	< 1.0	**0.12 J**	< 1.0	< 1.0	< 1.0	< 1.0	< 1.0
Methylene Chloride	5	µg/L	< 5.0	< 5.0	< 5.0	< 5.0	< 1.0	< 1.0	**3.5 J B**	< 1.0	< 5.0	< 5.0	< 5.0	< 5.0	< 5.0	< 5.0	< 5.0	< 5	< 5	< 1.0	< 5.0	< 5.0	< 5.0	< 5.0	< 5.0	< 5.0	< 5.0	< 5.0	< 5.0	< 5.0	< 5.0
Toluene	1,000	µg/L	< 5.0	< 5.0	< 5.0	< 5.0	< 0.33	< 0.33	< 0.33	**0.60 J**	< 5.0	< 5.0	< 5.0	< 5.0	< 5.0	< 5.0	< 5.0	< 5	< 5	< 1.0	< 1.0	< 1.0	< 1.0	< 1.0	< 1.0	< 1.0	< 1.0	< 1.0	< 1.0	< 1.0	< 1.0
Trichloroethylene	5	µg/L	< 5.0	< 5.0	< 5.0	< 5.0	< 0.13	< 0.13	< 0.13	< 0.13	< 5.0	< 5.0	< 5.0	< 5.0	< 5.0	< 5.0	< 5.0	< 5	< 5	< 1.0	< 1.0	< 1.0	< 1.0	< 1.0	< 1.0	< 1.0	< 1.0	< 1.0	**0.24 J**	< 1.0	< 1.0
Xylenes, total	2,000	µg/L	< 5.0	< 5.0	< 5.0	< 5.0	< 0.20	< 0.20	< 0.20	< 0.20	< 5.0	< 5.0	< 5.0	< 5.0	< 5.0	< 5.0	< 5.0	< 5	< 5	< 2.0	< 2.0	< 2.0	< 2.0	< 2.0	< 2.0	< 2.0	< 2.0	< 2.0	< 2.0	< 2.0	< 2.0
Semivolatile Organic Compounds																																
2-Methylnaphthalene	*	µg/L	--	--	--	--	--	--		--	--	--	--	--	--	--	--	--	--	< 0.2	< 0.2	< 0.2	< 0.2	< 0.2	< 10	< 10	< 10	< 10	< 10	< 10	< 10
Acenaphthene	2,000	µg/L	< 0.50	< 0.50	< 0.50	< 0.21	< 0.097	< 0.11	< 0.12	< 0.10	< 0.19	< 0.19	< 0.19	< 0.19	< 0.20	< 10	< 10	< 10	< 10	< 0.2	< 0.2	< 0.2	< 0.2	< 0.2	< 10	< 10	< 10	< 10	< 10	< 10	< 10
Acenaphthylene	10	µg/L	< 1.0	< 1.0	< 1.0	< 0.21	< 0.097	< 0.11	< 0.12	< 0.10	< 0.19	< 0.19	< 0.19	< 0.19	< 0.20	< 10	< 10	< 10	< 10	< 0.2	< 0.2	< 0.2	< 0.2	< 0.2	< 10	< 10	< 10	< 10	< 10	< 10	< 10
Anthracene	10	µg/L	< 0.050	< 0.050	< 0.050	< 0.21	< 0.097	< 0.11	< 0.12	< 0.10	<0.19	< 0.19	<0.19	**0.027 J**	**0.023 J**	< 10	< 10	< 10	< 10	< 0.2	< 0.2	< 0.2	< 0.2	< 0.2	< 10	< 10	< 10	< 10	< 10	< 10	< 10
Benz(a)anthracene	0.1	µg/L	< 0.050	< 0.050	< 0.050	< 0.21	< 0.097	< 0.11	< 0.12	< 0.10	< 0.19	< 0.19	< 0.19	< 0.19	< 0.20	<0.050	<0.050	< 0.05	< 0.05	< 0.2	< 0.2	< 0.2	< 0.2	< 0.2	< 10	< 10	< 10	< 10	< 10	< 10	< 10
Benzo(a)pyrene	0.2	µg/L	< 0.050	< 0.050	< 0.050	< 0.21	< 0.097	< 0.11	< 0.12	< 0.10	< 0.19	< 0.19	< 0.19	< 0.19	< 0.20	<0.050	**0.090**	< 0.05	< 0.05	< 0.2	< 0.2	< 0.2	< 0.2	< 0.2	< 10	< 10	< 10	< 10	< 10	< 10	< 10
Benzo(b)fluoranthene	0.2	µg/L	< 0.10	< 0.10	< 0.10	< 0.21	< 0.097	< 0.11	< 0.12	< 0.10	< 0.19	< 0.19	< 0.19	< 0.19	< 0.20	<0.10	<0.10	< 0.1	< 0.1	< 0.2	< 0.2	< 0.2	< 0.2	< 0.2	< 10	< 10	< 10	< 10	< 10	< 10	< 10
Benzo(g,h,i)perylene	10	µg/L	< 0.10	< 0.10	< 0.10	< 0.21	< 0.097	< 0.11	< 0.12	< 0.10	< 0.19	< 0.19	< 0.19	< 0.19	< 0.20	< 10	< 10	< 10	< 10	< 0.2	< 0.2	< 0.2	< 0.2	< 0.2	< 10	< 10	< 10	< 10	< 10	< 10	< 10
Benzo(k)fluoranthene	10	µg/L	< 0.050	< 0.050	< 0.050	< 0.21	< 0.097	< 0.11	< 0.12	< 0.10	< 0.19	< 0.19	< 0.19	< 0.19	< 0.20	< 10	< 10	< 10	< 10	< 0.2	< 0.2	< 0.2	< 0.2	< 0.2	< 10	< 10	< 10	< 10	< 10	< 10	< 10
Chrysene	0.2	µg/L	< 0.050	< 0.050	< 0.050	< 0.21	< 0.043	< 0.047	< 0.055	< 0.047	< 0.19	< 0.19	< 0.19	< 0.19	< 0.20	<0.050	<0.050	< 0.05	< 0.05	< 0.2	< 0.2	< 0.2	< 0.2	< 0.2	< 10	< 10	< 10	< 10	< 10	< 10	< 10
Dibenzo(a,h)anthracene	0.3	µg/L	< 0.10	< 0.10	< 0.10	< 0.21	< 0.097	< 0.11	< 0.12	< 0.10	< 0.19	< 0.19	< 0.19	< 0.19	< 0.20	**0.14**	**0.20**	< 0.1	< 0.1	< 0.2	< 0.2	< 0.2	< 0.2	< 0.2	< 10	< 10	< 10	< 10	< 10	< 10	< 10
Dibenzofuran	1	µg/L	--	--	--	--	--	--	--	--	--	--	--	--	--	--	--	--	--	< 1.0	< 0.2	< 0.2	< 0.2	< 0.2	< 10	< 10	< 10	< 10	< 10	< 10	< 10
Fluoranthene	1,000	µg/L	< 0.10	< 0.10	< 0.10	< 0.21	< 0.097	< 0.11	< 0.12	< 0.10	< 0.19	< 0.19	< 0.19	< 0.19	< 0.20	< 10	< 10	< 10	< 10	< 0.2	< 0.2	< 0.2	< 0.2	< 0.2	< 10	< 10	< 10	< 10	< 10	< 10	< 10
Fluorene	1,000	µg/L	< 0.10	< 0.10	< 0.10	< 0.21	< 0.097	< 0.11	< 0.12	< 0.10	< 0.19	< 0.19	< 0.19	< 0.19	< 0.20	< 10	< 10	< 10	< 10	< 0.2	< 0.2	< 0.2	< 0.2	< 0.2	< 10	< 10	< 10	< 10	< 10	< 10	< 10
Indeno(1,2,3-cd)pyrene	0.4	µg/L	< 0.050	< 0.050	< 0.050	< 0.21	< 0.097	< 0.11	< 0.12	< 0.10	< 0.19	< 0.19	< 0.19	< 0.19	< 0.20	**0.14**	**0.21**	< 0.05	< 0.05	< 0.2	< 0.2	< 0.2	< 0.2	< 0.2	< 10	< 10	< 10	< 10	< 10	< 10	< 10
Naphthalene	20	µg/L	< 0.50	< 0.50	< 0.50	< 0.21	< 0.097	< 0.11	**0.22 J**	**0.13 J**	<0.19	<0.19	<0.19	**0.038 J**	**0.090 J**	< 10	< 10	< 10	< 10	< 0.2	< 0.2	< 0.2	< 0.2	< 0.2	< 10	< 10	< 10	< 10	< 10	< 10	< 10
Phenanthrene	10	µg/L	< 0.050	< 0.050	< 0.050	< 0.21	< 0.097	< 0.11	< 0.12	< 0.10	<0.19	<0.19	<0.19	**0.048 J**	< 0.20	< 10	< 10	< 10	< 10	< 0.2	< 0.2	< 0.2	< 0.2	< 0.2	< 10	< 10	< 10	< 10	< 10	< 10	< 10
Pyrene	1,000	µg/L	< 0.050	< 0.050	< 0.050	< 0.21	< 0.097	< 0.11	< 0.12	< 0.10	<0.19	<0.19	<0.19	**0.034 J**	**0.034 J**	< 10	< 10	< 10	< 10	< 0.2	< 0.2	< 0.2	**0.21**	< 0.2	< 10	< 10	< 10	< 10	< 10	< 10	< 10
Inorganic Compounds																																
Aluminum (fume or dust)	*	mg/L		--	--	--	--	--	--	--	--	--	--	--	--	--	--	--	--	< 0.2	< 0.2	< 0.2	**3.3**	< 0.2	< 0.2	< 0.2	< 0.2	< 0.2	< 0.2	< 0.2	**0.072 B**
Antimony	0.01	mg/L	< 0.0200	< 0.0200	< 0.0200	< 0.020	< 0.0053	< 0.0053	**0.0071 J**	< 0.0053	< 0.020	< 0.020	< 0.020	< 0.020	< 0.020	< 0.0200	< 0.020	< 0.02	< 0.02	< 0.01	< 0.006	< 0.02	**0.011**	< 0.02	< 0.02	< 0.02	< 0.02	< 0.02	< 0.02	< 0.02	**0.0057 B**
Arsenic	0.05	mg/L	< 0.0500	< 0.0500	< 0.0500	< 0.020	< 0.0046	**0.0082 J**	**0.022**	< 0.0046	<0.020	<0.020	<0.020	**0.0069 J**	< 0.010	<0.0500	<0.050	< 0.05	< 0.05	< 0.01	< 0.01	< 0.01	**0.017**	< 0.01	< 0.01	**0.0034 B**	< 0.01	**0.0048 B**	< 0.01	**0.0051 B**	< 0.01
Barium	2	mg/L	**0.349**	**0.366**	**0.368**	**0.33**	**0.39**	**0.36**	**0.38**	**0.36**	**0.34**	**0.36**	**0.36**	**0.37**	**0.37**	**0.343**	**0.363**	**0.366**	**0.337**	**0.366**	**0.403**	**0.38**	**0.41**	**0.39**	**0.4**	**0.39**	**0.39**	**0.41**	**0.39**	**0.4**	**0.4**
Beryllium	0.004	mg/L	< 0.0100	< 0.0100	< 0.0100	< 0.0040	< 0.00020	< 0.00020	**0.00028 J**	< 0.00020	< 0.0040	< 0.0040	< 0.0040	< 0.0040	< 0.0040	< 0.0100	< 0.010	< 0.01	< 0.01	< 0.005	< 0.004	< 0.004	< 0.004	< 0.004	< 0.004	< 0.004	< 0.004	**0.00083 B**	**0.00059 B**	< 0.004	< 0.004
Cadmium	0.005	mg/L	< 0.0050	< 0.0050	< 0.0050	< 0.0050	< 0.0020	< 0.0020	< 0.0020	< 0.0020	< 0.0050	< 0.0050	< 0.0050	< 0.0050	< 0.0050	< 0.0050	< 0.0050	< 0.005	< 0.005	< 0.002	< 0.005	< 0.005	< 0.005	< 0.005	< 0.005	< 0.005	< 0.005	< 0.005	< 0.005	< 0.005	**0.00094 B**
Calcium metal	*	mg/L	--	--	--	--	--	--	--	--	--	--	--	--	--	--	--	--	--	**53.5**	**53.6**	**57**	**58**	**64**	**56**	**60**	**60**	**63**	**61**	**62**	**61**
Chromium	0.1	mg/L	< 0.0100	<0.0100	< 0.0100	<0.010	< 0.0012	**0.0013 J**	**0.0051 J**	**0.0018 J**	<0.010	<0.010	<0.010	**0.0018 J**	< 0.010	< 0.0100	< 0.010	< 0.01	< 0.01	< 0.005	< 0.01	< 0.01	< 0.01	< 0.01	< 0.01	< 0.01	< 0.01	< 0.01	< 0.01N	< 0.01N	< 0.01
Cobalt	*	mg/L	--	--	--	--	--	--	--	--	--	--	--	--	--	--	--	--	--	< 0.007	< 0.01	< 0.01	**0.019**	< 0.01	< 0.01	**0.002 B**	**0.0021 J**	**0.0017 B**	**0.0018 B**	**0.0023 B**	**0.0017 B**
Copper	1.3	mg/L	< 0.0100	< 0.0100	< 0.0100	< 0.020	< 0.0019	< 0.0019	**0.0040 J**	< 0.0019	< 0.020	< 0.020	< 0.020	< 0.020	< 0.020	< 0.0100	< 0.010	< 0.01	< 0.01	< 0.02	< 0.02	< 0.02	< 0.02	< 0.02	< 0.02	**0.0016 B**	< 0.02	< 0.02	< 0.02N	< 0.02N	**0.00096 B**
Cyanide	0.2	mg/L	0.02	<0.0100	**0.012**	**0.014**	**0.013**	**0.0098 J**	**0.031**	**0.012**	**0.0080 J**	**0.013**	**0.014**	**0.012**	**0.0079 J**	< 0.010	< 0.010	**0.005**	< 0.01	< 0.01	< 0.01	**0.011**	< 0.01	< 0.01	< 0.015	**0.01**	< 0.01	**0.0098 B**	**0.014**	**0.0095 B**	**0.0059 B**
Lead	0.015	mg/L	< 0.0100	< 0.0100	< 0.0100	<0.010	< 0.0040	< 0.0040	**0.0051 J**	< 0.0040	<0.010	<0.010	<0.010	< 0.0050	< 0.0050	< 0.0100	< 0.010	< 0.01	< 0.01	< 0.003	< 0.005	< 0.005	< 0.005	< 0.005	< 0.005	< 0.005	< 0.0018	< 0.005	< 0.005	**0.0018 B**	< 0.005
Magnesium	*	mg/L	--	--	--	--	--	--	--	--	--	--	--	--	--	--	--	--	--	**21.5**	**21.1**	**23**	**23**	**25**	**25**	**23**	**24**	**24**	**23**	**24**	**22**
Mercury	0.002	mg/L	< 0.00020	< 0.00020	< 0.00020	< 0.00020	< 0.000091	< 0.000091	< 0.000091	< 0.000091	< 0.00020	< 0.00020	< 0.00020	< 0.00020	< 0.00020	< 0.00020	< 0.00020	< 0.0002	< 0.0002	< 0.0002	< 0.0002	< 0.0002	< 0.0002	< 0.0002	< 0.0002	**0.00012 B**	< 0.0002	< 0.0002	< 0.0002	< 0.0002	< 0.00020
Nickel	0.1	mg/L	< 0.0200	< 0.0200	< 0.0200	< 0.040	< 0.0023	< 0.0023	**0.015 J**	< 0.0023	< 0.040	< 0.040	< 0.040	< 0.040	< 0.040	< 0.0200	< 0.020	< 0.02	< 0.02	< 0.04	< 0.04	< 0.04	< 0.04	< 0.04	< 0.04	< 0.04	< 0.04	< 0.04	< 0.04	< 0.04	< 0.04
Potassium	*	mg/L	--	--	--	--		--	--	--	--	--	--	--	--	--	--	--	--	**10.7**	**9.54**	**11**	**14**	**13**	**11**	**11**	**7.6**	**8.8 N**	**17**	**14**	**8.6**
Selenium	0.05	mg/L	< 0.0200	<0.0200	< 0.0200	< 0.020	< 0.0064	< 0.0064	< 0.0064	< 0.0064	< 0.020	< 0.020	< 0.020	< 0.010	< 0.010	< 0.0200	< 0.020	< 0.02	< 0.02	< 0.005	< 0.01	< 0.01	< 0.01	< 0.01	**0.02**	< 0.01	< 0.01	< 0.01	< 0.01	< 0.01	< 0.01
Sodium	*	mg/L	--	--	--	--	--	--	--	--	--	--	--	--	--	--	--	--	--	**43.9**	**47.4**	**48**	**49**	**24**	**41**	**46**	**39**	**38**	**44**	**43**	**41**
Thallium	0.002	mg/L	< 0.0200	< 0.0200	< 0.0200	< 0.0010	< 0.00025	< 0.00025	< 0.00025	< 0.00025	< 0.0010	< 0.0010	< 0.0010	< 0.0010	< 0.0010	< 1.00	< 1.00	< 0.001	< 0.001	< 0.001	< 0.001	**0.035**	< 0.001	< 0.001	< 0.002	< 0.002WN	< 0.002 J	< 0.002	< 0.002	< 0.002	< 0.002
Vanadium (fume or dust)	0.2	mg/L	< 0.0100	< 0.0100	< 0.0100	< 0.010	< 0.0024	< 0.0024	**0.0075 J**	< 0.0024	< 0.010	< 0.010	< 0.010	< 0.010	< 0.010	< 0.0100	< 0.010	< 0.01	< 0.01	< 0.007	< 0.01	< 0.01	**0.01**	< 0.01	< 0.01	< 0.01	< 0.01	**0.0025 B**	< 0.01	< 0.01	< 0.01
Zinc	2	mg/L	< 0.0200	< 0.0200	**0.0242**	< 0.020	< 0.0087	**0.027**	**0.51**	**0.037**	< 0.020	**0.12**	**0.1**	**0.045**	< 0.020	< 0.0200	**0.146**	< 0.02	< 0.02	< 0.02	**0.02**	< 0.02	**0.5**	< 0.02	**0.03**	**0.025**	< 0.02	**0.012 B**	< 0.02	**0.016 B**	**0.024**

Notes:
* - Not a HSRA regulated compound
ISCO - *in-situ* chemical oxidation

Data Qualifier Defintions:
-- - Not analyzed
B (Inorganics) - Estimated analyte concentration
D - Analyte concentration reported from secondary dilution
DB - Analyte concentration reported from secondary dilution; analyte detected in method blank
H - Holding time exceeded for sample
J - Estimated analyte concentration
JB (Organic) - Estimated analyte concentration; analyte detected in method blank
Bold = Exceeds the laboratory detection limit
Bold and shaded - Analyte concentration exceeds the Type 1 RRS
JM (Organic) - Estimated analyte concentration; spike sample recovery outside control limits
M (Organic) - Spike sample recovery outside control limits
N - Spike sample recovery outside of control limits
R - Sample data results rejected due to deficiencies in the ability to meet quality control standards
RRS - Risk Reduction Standard
< - Analyte not detected at referenced detection limit
UJ - Analyte not detected; low method bias and/or matrix interference
UN - Analyte not detected; spiked sample recovery outside of control limits
UR - Analyte not detected; data rejected
UWN - Analyte not detected; post digestion spike and spike sample recovery outside control limits

Appendix E-1
Summary of Historical Groundwater Sampling Data - Alluvium, Galliard, and Saprolite Monitoring Wells
January 2001 through July 2017
Atlanta Gas Light Company
Former Manufactured Gas Plant Site
Augusta, Georgia

Chemical Name	Type 1 Risk Reduction Standard	Location ID	MW-12																																							
		Sample Date	7/25/2017	7/25/2017 DUP	1/24/2017	1/24/2017 DUP	7/26/2016	7/26/2016 DUP	1/19/2016	1/19/2016 DUP	7/29/2015	7/29 DUP	1/14/2015	01/15 DUP	7/14/2014	07/14 DUP	1/8/2014	01/14 DUP	7/10/2013	07/13 DUP	1/9/2013	1/13 DUP	7/25/2012	07/12 DUP	1/18/2012	01/12 DUP	07/11 DUP	7/5/2011	01/11 DUP	1/18/2011	07/10 DUP	7/14/2010	1/6/2010	01/10 DUP	7/23/2009	7/22/2008	07/22 DUP	1/8/2008	01/08 DUP	7/10/2007	07/07 DUP	2/14/2007
		Unit	Post-ISCO																																							
Field Parameters																																										
Conductivity	*	mS/cm	0.25	0.25	0.249	0.249	0.232	0.232	0.181	0.181	239	239	0.252	0.252	0.199	0.199	0.197	0.197	0.237	0.237	0.390	0.390	0.430	0.430	0.364	0.364	0.421	0.421	0.280	0.280	0.475	0.475	0.389	0.389	0.747	0.768	0.768	0.888	0.888	0.692	0.692	0.567
Dissolved Oxygen (YSI)	*	mg/L	0.2	0.2	0.03	0.03	0.67	0.67	0.49	0.49	0.31	0.31	0.33	0.33	0.14	0.14	0.64	0.64	0.98	0.98	0.42	0.42	0.68	0.68	1.74	1.74	0.49	0.49	5.41	5.41	0.3	0.3	3.41	3.41	5.54	1.05	1.05	0.87	0.87	1.44	1.44	0.27
Oxidation Reduction Potential	*	mV	-59.6	-59.6	-29.3	-29.3	-53.4	-53.4	-55	-55	265.1	265.1	-11.2	-11.2	-96.3	-96.3	-16.7	-16.7	-96.0	-96.0	32.6	32.6	-22.0	-22.0	-22.0	-22.0	-22.2	-22.2	93	93	-81.8	-81.8	-48.9	-48.9	-256.1	-165.4	-165.4	-156.6	-156.6	-31.8	-31.8	-112.5
pH	*	SU	6.12	6.12	6.05	6.05	6.03	6.03	5.9	5.9	6.01	6.01	5.46	5.46	5.83	5.83	5.86	5.86	5.72	5.72	5.94	5.94	6.04	6.04	6.33	6.33	6.17	6.17	0.284	0.284	6.13	6.13	6.92	6.92	6.69	6.35	6.35	5.76	5.76	6.47	6.47	5.51
Temperature	*	Celsius	24.05	24.05	20.94	20.94	24.51	24.51	19.57	19.57	26.7	26.7	12.4	12.40	21.61	21.61	18.28	18.28	20.20	20.20	14.85	14.85	22.04	22.04	19.31	19.31	21.65	21.65	18.71	18.71	22.36	22.37	15.24	15.24	24.37	22.56	22.56	20.63	20.63	21.93	21.93	19.13
Turbidity	*	NTU	1.15	1.15	0.88	0.88	2.37	2.37	1.27	1.27	3.43	3.43	1.47	1.47	0.38	0.38	0.56	0.56	0.86	0.86	0.61	0.61	5.45	5.45	0.79	0.79	4.88	4.88	9	9	3.97	3.97	2.13	2.13	76.6	18.9	18.9	4.49	4.49	41.4	41.4	0.50
Monitored Natural Attenuation Parameters																																										
Carbon Dioxide	*	µg/L	--	--	--	--	--	--	--	--	--	--	251	259	176	162	258	257	173	171	210	230	230	220	2,900 B	2,500 B	2,300 * B	2,200 * B	1,900	2,300	1,600 JB	1,600 JB	1,200	1,300	740	2,000	1,900	< 1,000	< 1,000	< 1,000	< 1,000	--
Iron	*	mg/L	--	--	--	--	--	--	--	--	--	--	--	--	--	--	--	--	--	--	--	--	--	--	--	--	--	--	--	--	--	--	--	--	--	--	--	--	--	--	--	--
Iron, as Ferrous (Fe+2)	*	mg/L	--	--	--	--	--	--	--	--	--	--	6.66	7.79 H	4.08	4.21	11	4.25 H	2.92	2.77 H	5.8 HF	5.7 HF	7.7 HF	7.8 HF	5.9 HF	7.7 HF	5.4 HF	4.9 HF	6.4 HF	6.2 HF	7.0 HF	6.3 HF	3.9 HF	4.0 HF	< 0.10 HF	3.9	4.2	29.2	30.0	22.5	20.9	30.2
Manganese, Total	*	mg/L	--	--	--	--	--	--	--	--	--	--	--	--	--	--	--	--	--	--	--	--	--	--	--	--	--	--	--	--	--	--	--	--	--	--	--	--	--	--	--	--
Manganese, Dissolved	*	mg/L	--	--	--	--	--	--	--	--	--	--	--	--	--	--	--	--	--	--	--	--	--	--	--	--	--	--	--	--	--	--	--	--	--	--	--	--	--	--	--	--
Methane	*	µg/L	--	--	--	--	--	--	--	--	--	--	3,000	3,700	3,200	2,900	2,000	1,800	1,600	1,400	1,300	770	630	740	720	1,100	980	910	510	1,100	1,300	1,500	560	710	930	1600	990	2,000	2,100	1,100	1,300	1,500
Nitrate	*	mg/L	--	--	--	--	--	--	--	--	--	--	< 0.25	< 0.25	< 0.25	< 0.25	< 0.25	< 0.25	< 0.25	< 0.25	< 0.25	< 0.25	< 0.25	< 0.25	< 0.075	< 0.075	< 0.075	< 0.075	< 0.36	< 0.36	< 1.1	< 1.1	< 1.1	< 1.1	< 1.1	< 0.50	< 0.50	< 0.25	< 0.25	< 0.25	< 0.25	< 0.25
Nitrogen	*	mg/L	--	--	--	--	--	--	--	--	--	--	--	--	--	--	--	--	--	--	--	--	--	--	--	--	--	--	--	--	--	--	--	--	--	--	--	--	--	--	--	--
Nitrogen, ammonia (as N)	*	mg/L	--	--	--	--	--	--	--	--	--	--	--	--	--	--	--	--	--	--	--	--	--	--	--	--	--	--	--	--	--	--	--	--	--	--	--	--	--	--	--	--
Oxygen	*	mg/L	--	--	--	--	--	--	--	--	--	--	3.02 H	5.98 H	5.76 H	5.01 H	7.10 H	7.09 H	4.71 H	5.76 H	4.6	4.8	4.5	3.9	0.9	1.0	1.4	1.4	1.4	1.1	1.3	1.3	1.3	1.3	1.1	1.1	0.92	0.81	1.0	2.0	1.8	0.83
Sulfate	*	mg/L	--	--	--	--	--	--	--	--	--	--	< 1.0	< 1.0	< 1.0	< 1.0	< 1.0	< 1.0	1.6	1.5	31	31	33	34	19	32	9.5	8.4	9.8	9.9	5.1	6.2	8.5	11	40	68	69	210	220	130	120	--
Sulfide	*	mg/L	--	--	--	--	--	--	--	--	--	--	--	--	--	--	--	--	--	--	--	--	--	--	--	--	--	--	--	--	--	--	--	--	--	--	--	--	--	--	--	170
Volatile Organic Compounds																																										
Acetone	4,000	µg/L	< 5000	< 5000	< 5000	< 5000	< 2500	< 50	< 5000	< 5000	< 1.0	< 5000	< 50	< 50	< 1,000	< 1,000	< 50	< 50	< 50	< 50	< 100	< 100	< 100	< 100	< 50	< 5.0	< 50	< 25	< 100	< 25	190 J	11 J	< 5,000	< 5,000	< 5,000	< 1,000	< 2,000	< 50	< 50	< 2,500	< 2,500	120
Benzene	5	µg/L	8700	9300	10000	10000	10000	8600	8200	8500	6200	6000	3,500	3,600	5,700	5,500	2,200	2,200	1,900	1,900	220	120	73	69	100	71	590	210	410	540	2,300	1,800	3,500	3,600	3,600	1,800	1,800	2,000	2,100	7,500	7,200	9,900
Carbon Disulfide	4,000	µg/L	< 500	< 500	< 500	< 500	< 250	< 5.0	< 500	< 500	< 1.0	< 500	< 5.0	< 5.0	< 100	< 100	< 5.0	< 5.0	< 5.0	< 5.0	< 5.0	< 5.0	< 5.0	< 5.0	< 6.0	< 0.60	< 6.0	< 3.0	< 12	< 3.0	< 100	< 5.0	< 250	< 250	< 250	< 50	< 100	< 5.0	< 5.0	< 5	< 250	< 5
Ethylbenzene	700	µg/L	2200	2300	2500	2500	2700	2200	2400	2500	1800	1500	930	990	1,700	1,600	720	680	540	530	93	52	39	34	120	76	240	130	190	280	600	470	730	760	470	440	390	290	270	530	500	1,000
Methylene Chloride	5	µg/L	< 500	< 500	< 500	< 500	< 250	< 5.0	< 500	< 500	< 1.0	< 500	< 5.0	< 5.0	< 100	< 100	< 5.0	< 5.0	< 5.0	< 5.0	< 5.0	< 5.0	< 5.0	< 5.0	< 10	< 1.0	< 10	< 5.0	< 20	< 5.0	< 100	< 5.0	< 250	< 250	< 250	< 50	< 100	< 5.0	< 5.0	< 5	940	< 5
Toluene	1,000	µg/L	1400	1600	1700	1800	1900	1800	1500	1500	690	640	720	740	660	680	330	330	160	200	< 5.0	< 5.0	< 5.0	< 5.0	< 3.3	0.90 J	5.9 J	2.9 J	7.9 J	8.3 J	25 J	24	< 250	< 250	370	3.8 J	< 100	39	40	340	320	2,000
Trichloroethylene	5	µg/L	< 500	< 500	< 500	< 500	< 250	< 5.0	< 500	< 500	< 1.0	< 500	< 5.0	< 5.0	< 100	< 100	< 5.0	< 5.0	< 5.0	< 5.0	< 5.0	< 5.0	< 5.0	< 5.0	< 1.3	< 0.13	< 1.3	< 0.65	< 2.6	< 0.65	< 100	< 5.0	< 250	< 250	< 250	< 50	< 100	< 5.0	< 5.0	< 5	< 250	< 5
Xylenes, tota	2,000	µg/L	1700	1900	2100	2100	2000	1900	1400	1500	1200	950	940	980	1,300	1,300	530	520	350	330	8.2	6.4	< 5.0	< 5.0	< 2.0	3.3 J	30 J	20 J	52 J	70	280	270	450	470	410	48 J	48 J	110	120	400	370	1,100
Semivolatile Organic Compounds																																										
2-Methylnaphthalene	*	µg/L	--	--	--	--	--	--	--	--	--	--	--	--	--	--	--	--	--	--	--	--	--	--	--	--	--	--	--	--	--	--	--	--	--	--	--	--	--	--	--	--
Acenaphthene	2,000	µg/L	130	120	120	120	95	96	120 J	87 J	74	76	69	73	110	120	71	68	23	25	< 22	< 22	33	20	32	52	21	22	28	24	< 94	< 190	<100	<100	< 3.8	27	44	31	28	26	25	31
Acenaphthylene	10	µg/L	6.1	5.1	9.9	9.3	5.2 J	7.1 J	6.0 J	4.0 J	1.4	2.3	1.7	3.3	20	21	10.0	12.0	1.0	1.0	< 22	< 22	< 9.5	< 9.5	1.8	4.8	2.4	2.8	5.8	5.2	< 94	< 190	<100	<100	< 3.8	1.0 J	< 3.9	< 10	< 10	< 10	< 10	11
Anthracene	10	µg/L	1.7 J	2.4 J	2.9	2.8	1.8	1.7	2.2 J	1.6 J	1.3	1.4	1.5	1.9	2.4	2.6	1.7	1.8	0.74	0.73	< 22	< 22	< 9.5	< 9.5	0.83	1.9 J	< 1.1	< 1.1	1.2 J	< 0.99	< 94	< 190	<100	<100	< 3.8	0.84 J	1.1 J	< 10	< 10	< 10	< 10	< 10
Benz(a)anthracene	0.1	µg/L	< 0.05	< 0.05	0.056	0.058	< 0.05	< 0.05	0.053	< 0.05	< 0.05	< 0.05	< 0.050	< 0.050	< 0.050	< 0.050	< 0.050	< 0.050	< 0.050	< 0.050	< 22	< 22	< 9.5	< 9.5	< 0.097	< 1.0	< 1.1	< 1.1	< 0.96	< 0.99	< 94	< 190	<100	<100	< 3.8	< 3.9	< 3.9	< 0.050	< 0.050	0.060	< 0.050	< 0.05
Benzo(a)pyrene	0.2	µg/L	< 0.05	< 0.05	< 0.05	< 0.05	< 0.05	< 0.05	< 0.05	< 0.05	< 0.05	< 0.05	< 0.050	< 0.050	< 0.050	< 0.050	< 0.050	< 0.050	< 0.050	< 0.050	< 22	< 22	< 9.5	< 9.5	0.17 J	< 1.0	< 1.1	< 1.1	< 0.96	< 0.99	< 94	< 190	<100	<100	< 3.8	< 3.9	< 3.9	< 0.050	< 0.050	< 0.05	0.21	< 0.05
Benzo(b)fluoranthene	0.2	µg/L	< 0.1	< 0.1	< 0.1	< 0.1	< 0.1	< 0.1	< 0.1	< 0.1	< 0.1	< 0.1	< 0.10	< 0.10	< 0.10	< 0.10	< 0.10	< 0.10	< 0.10	< 0.10	< 22	< 22	< 9.5	< 9.5	< 0.097	< 1.0	< 1.1	< 1.1	< 0.96	< 0.99	< 94	< 190	<100	<100	< 3.8	< 3.9	< 3.9	< 0.10	< 0.10	< 0.1	0.23	< 0.1
Benzo(g,h,i)perylene	10	µg/L	< 0.1	< 0.1	< 0.1	< 0.1	< 0.1	< 0.1	< 0.1	< 0.1	< 0.1	< 0.1	< 0.10	< 0.10	< 0.10	< 0.10	< 0.10	< 0.10	< 0.10	< 0.10	< 22	< 22	< 9.5	< 9.5	< 0.097	< 1.0	< 1.1	< 1.1	< 0.96	< 0.99	< 94	< 190	<100	<100	< 3.8	< 3.9	< 3.9	< 10	< 10	< 10	< 10	< 10
Benzo(k)fluoranthene	10	µg/L	< 0.05	< 0.05	< 0.05	< 0.05	< 0.05	< 0.05	< 0.05	< 0.05	< 0.05	< 0.05	< 0.050	< 0.050	< 0.050	< 0.050	< 0.050	< 0.050	< 0.050	< 0.050	< 22	< 22	< 9.5	< 9.5	< 0.097	< 1.0	< 1.1	< 1.1	< 0.96	< 0.99	< 94	< 190	<100	<100	< 3.8	< 3.9	< 3.9	< 10	< 10	< 10	< 10	< 10
Chrysene	0.2	µg/L	< 0.05	< 0.05	< 0.05	< 0.05	< 0.05	< 0.05	< 0.05	< 0.05	< 0.05	< 0.05	< 0.050	< 0.050	< 0.050	< 0.050	< 0.050	< 0.050	< 0.050	< 0.050	< 22	< 22	< 9.5	< 9.5	< 0.044	< 0.45	< 0.48	< 0.48	< 0.43	< 0.44	< 94	< 190	<100	<100	< 3.8	< 3.9	< 3.9	< 0.050	< 0.050	< 0.05	< 0.050	< 0.05
Dibenzo(a,h)anthracene	0.3	µg/L	< 0.1	< 0.1	< 0.1	< 0.1	< 0.1	< 0.1	< 0.1	< 0.1	< 0.1	< 0.1	< 0.10	< 0.10	< 0.10	< 0.10	< 0.10	< 0.10	< 0.10	< 0.10	< 22	< 22	< 9.5	< 9.5	< 0.097	< 1.0	< 1.1	< 1.1	< 0.96	< 0.99	< 94	< 190	<100	<100	< 3.8	< 3.9	< 3.9	< 0.10	< 0.10	< 0.1	0.63	< 0.1
Dibenzofuran	1	µg/L	--	--	--	--	--	--	--	--	--	--	--	--	--	--	--	--	--	--	--	--	--	--	--	--	--	--	--	--	--	--	--	--	--	--	--	--	--	--	--	--
Fluoranthene	1,000	µg/L	0.3	0.39	0.43	0.39	0.28	0.26	0.5	0.43	0.25	0.26	0.26	0.35	0.56	0.58	0.28	0.32	0.16	0.16	< 22	< 22	< 9.5	< 9.5	< 0.097	< 1.0	< 1.1	< 1.1	< 0.96	< 0.99	< 94	< 190	<100	<100	< 3.8	< 3.9	< 3.9	< 10	< 10	< 10	< 10	< 10
Fluorene	1,000	µg/L	24	23	25	26	20	21	27	20	15	16	18	23	29	33	19	19	8.1	7.9	< 22	< 22	< 9.5	< 9.5	7.3	19	8.7	8.8	12	11	< 94	< 190	<100	<100	< 3.8	8.6	14	12	11	20	17	16
Indeno(1,2,3-cd)pyrene	0.4	µg/L	< 0.05	< 0.05	< 0.05	< 0.05	< 0.05	< 0.05	< 0.05	< 0.05	< 0.05	< 0.05	< 0.050	< 0.050	< 0.050	< 0.050	< 0.050	< 0.050	< 0.050	< 0.050	< 22	< 22	< 9.5	< 9.5	< 0.097	< 1.0	< 1.1	< 1.1	< 0.96	< 0.99	< 94	< 190	<100	<100	< 3.8	< 3.9	< 3.9	< 0.050	< 0.050	< 10	0.53	< 0.05
Naphthalene	20	µg/L	6300	7100	7000	7100	5200	5500	4000 J	810 J	4700	5200	3,700	4,900	5,700	6,200	3,800	3,300	< 0.50	< 0.50	480	450	880	520	630	3,300	950	690	1,500	1,300	2,800	3,000	3,100	2,200	340	2,000	2,500	2,100	2,400	4,200	4,500	3,100
Phenanthrene	10	µg/L	15	19	16	16	12	13	15 J	9.6 J	10	12	11	14	21	23	14	14	3.8	3.3	< 22	< 22	< 9.5	< 9.5	5.1	12	4.8	3.6	6.9	5.6	< 94	< 190	<100	<100	< 3.8	6.5	10	10	< 10	15	14	16
Pyrene	1,000	µg/L	0.31 J	0.42 J	0.46	0.45	0.3	0.28	0.5	0.43	0.26	0.24	0.23	0.32	0.44	0.47	0.27	0.3	0.13	0.15	< 22	< 22	< 9.5	< 9.5	0.11 J	< 1.0	< 1.1	< 1.1	< 0.96	< 0.99	< 94	< 94	<100	<100	< 3.8	< 3.9	< 3.9	< 10	< 10	< 10	< 10	< 10
Inorganic Compounds																																										
Aluminum (fume or dust)	*	mg/L	--	--	--	--	--	--	--	--	--	--	--	--	--	--	--	--	--	--	--	--	--	--	--	--	--	--	--	--	--	--	--	--	--	--	--	--	--	--	--	--
Antimony	0.01	mg/L	< 0.006	< 0.006	< 0.006	< 0.006	< 0.006	< 0.006	< 0.006	< 0.006	< 0.02	< 0.02	< 0.0200	< 0.0200	< 0.0200	< 0.0200	< 0.0200	< 0.0200	< 0.0200	< 0.0200	< 0.020	< 0.020	< 0.020	< 0.020	< 0.0053	< 0.0053	< 0.0053	< 0.0053	< 0.0053	< 0.0053	< 0.020	< 0.020	< 0.020	< 0.020	< 0.020	< 0.020	< 0.020	< 0.0200	< 0.0200	< 0.02	< 0.020	< 0.02
Arsenic	0.05	mg/L	< 0.05	< 0.05	< 0.05	< 0.05	< 0.05	< 0.05	< 0.05	< 0.05	< 0.05	< 0.05	< 0.0500	< 0.0500	< 0.0500	< 0.0500	< 0.0500	< 0.0500	< 0.0500	< 0.0500	< 0.020	< 0.020	< 0.020	< 0.020	< 0.0046	< 0.0046	< 0.0046	< 0.0046	< 0.0046	< 0.0046	< 0.020	< 0.020	< 0.020	< 0.020	< 0.020	< 0.010	< 0.010	<0.0500	<0.0500	< 0.05	< 0.050	< 0.05
Barium	2	mg/L	0.195	0.196	0.209	0.183	0.222	0.22	0.212	0.218	0.218	0.213	0.231	0.236	0.182	0.178	0.212	0.213	0.225	0.221	0.32	0.32	0.44	0.44	0.39	0.44	0.41	0.35	0.27	0.28	0.31	0.30	0.23	0.22	0.30	0.54	0.55	0.354	0.394	0.170	0.177	0.149
Beryllium	0.004	mg/L	< 0.004	< 0.004	< 0.004	< 0.004	< 0.004	< 0.004	< 0.004	< 0.004	< 0.01	< 0.01	< 0.0100	< 0.0100	< 0.0100	< 0.0100	< 0.0100	< 0.0100	< 0.0100	< 0.0100	< 0.0040	< 0.0040	< 0.0040	< 0.0040	0.00096 J	0.0014 J	0.00079 J	0.0011 J	0.0015 J	0.0013 J	0.00056 J	0.00055 J	< 0.0040	< 0.0040	< 0.0040	< 0.0040	< 0.0040	< 0.0100	< 0.0100	< 0.010	< 0.010	0.0133
Cadmium	0.005	mg/L	< 0.005	< 0.005	< 0.005	< 0.005	< 0.005	< 0.005	< 0.005	< 0.005	< 0.005	< 0.005	< 0.0050	< 0.0050	< 0.0050	< 0.0050	< 0.0050	< 0.0050	< 0.0050	< 0.0050	< 0.0050	< 0.0050	< 0.0050	< 0.0050	< 0.0020	< 0.0020	< 0.0020	< 0.0020	< 0.0020	< 0.0020	< 0.0050	< 0.0050	< 0.0050	< 0.0050	< 0.0050	< 0.0050	< 0.0050	< 0.0050	< 0.0050	< 0.005	< 0.0050	< 0.005
Calcium metal	*	mg/L	--	--	--	--	--	--	--	--	--	--	--	--	--	--	--	--	--	--	--	--	--	--	--	--	--	--	--	--	--	--	--	--	--	--	--	--	--	--	--	--
Chromium	0.1	mg/L	< 0.01	< 0.01	< 0.01	< 0.01	< 0.01	< 0.01	< 0.01	< 0.01	< 0.01	< 0.01	< 0.0100	< 0.0100	< 0.0100	< 0.0100	< 0.0100	< 0.0100	< 0.0100	< 0.0100	< 0.010	< 0.010	< 0.010	< 0.010	0.0012 J	0.0032 J	0.0023 J	0.0039 J	0.0025 J	0.0026 J	0.0014 J	0.0014 J	<0.010	<0.010	0.015	0.0039 J	0.0033	< 0.0100	< 0.0100	< 0.010	< 0.010	0.0136
Cobalt	*	mg/L	--	--	--	--	--	--	--	--	--	--	--	--	--	--	--	--	--	--	--	--	--	--	--	--	--	--	--	--	--	--	--	--	--	--	--	--	--	--	--	--
Copper	1.3	mg/L	< 0.01	< 0.01	< 0.01	< 0.01	< 0.01	< 0.01	< 0.01	< 0.01	< 0.01	< 0.01	< 0.0100	< 0.0100	< 0.0100	< 0.0100	< 0.0100	< 0.0100	< 0.0100	< 0.0100	< 0.020	< 0.020	< 0.020	< 0.020	< 0.0019	< 0.0019	< 0.0019	< 0.0019	< 0.0019	< 0.0019	< 0.020	< 0.020	< 0.020	< 0.020	< 0.020	< 0.020	< 0.020	< 0.0100	< 0.0100	< 0.010	< 0.010	< 0.01
Cyanide	0.2	mg/L	< 0.01	0.017	0.012	< 0.01	< 0.01	< 0.01	< 0.01	< 0.01	< 0.01	< 0.01	< 0.010	0.012	< 0.010	< 0.010	< 0.010	< 0.010	< 0.010	< 0.010	< 0.010	< 0.010	< 0.010	< 0.010	< 0.0050	< 0.0050	0.011	0.019	< 0.0050	< 0.0050	< 0.010	< 0.010	< 0.010	< 0.010	< 0.010	< 0.010	0.0076	< 0.010	< 0.010	< 0.010	< 0.010	< 0.01
Lead	0.015	mg/L	< 0.01	< 0.01	< 0.01	< 0.01	< 0.01	< 0.01	< 0.01	< 0.01	< 0.01	< 0.01	< 0.0100	< 0.0100	< 0.0100	< 0.0100	--	--	--	--	< 0.010	< 0.010	< 0.010	< 0.010	< 0.0040	< 0.0040	< 0.0040	< 0.0040	< 0.0040	< 0.0040	< 0.010	< 0.010	< 0.010	< 0.010	< 0.010	< 0.0050	< 0.0050	< 0.0100	< 0.0100	< 0.010	< 0.010	< 0.01
Magnesium	*	mg/L	--	--	--	--	--	--	--	--	--	--	--	--	--	--	--	--	--	--	--	--	--	--	--	--	--	--	--	--	--	--	--	--	--	--	--	--	--	--		--
Mercury	0.002	mg/L	< 0.0002	< 0.0002	< 0.0002	< 0.0002	< 0.0002	< 0.0002	< 0.0002	< 0.0002	< 0.0002	< 0.0002	< 0.00020	< 0.00020	< 0.00020	< 0.00020	< 0.00020	< 0.00020	< 0.00020	< 0.00020	< 0.00020	< 0.00020	< 0.00020	< 0.00020	< 0.000091	< 0.000091	< 0.000091	< 0.000091	< 0.000091	< 0.000091	< 0.00020	< 0.00020	< 0.00020	< 0.00020	< 0.00020	--	--	< 0.00020	< 0.00020	< 0.0002	< 0.00020	< 0.0002
Nickel	0.1	mg/L	< 0.02	< 0.02	< 0.02	< 0.02	< 0.02	< 0.02	< 0.02	< 0.02	< 0.02	< 0.02	< 0.0200	< 0.0200	< 0.0200	< 0.0200	< 0.0200	< 0.0200	< 0.0200	< 0.0200	< 0.040	< 0.040	< 0.040	< 0.040	< 0.0023	< 0.0023	0.0028 J	< 0.0023	0.0024 J	0.0033 J	< 0.040	< 0.040	< 0.040	< 0.040	0.09	0.0110 J	0.011	0.0787	0.0931	0.309	0.345	0.0349
Potassium	*	mg/L	--	--	--	--	--	--	--	--	--	--	--	--	--	--	--	--	--	--	--	--	--	--	--	--	--	--	--	--	--	--	--	--	--	--		--	--	--	--	--
Selenium	0.05	mg/L	< 0.02	< 0.02	< 0.02	< 0.02	< 0.02	< 0.02	< 0.02	< 0.02	< 0.02	< 0.02	< 0.0200	< 0.0200	< 0.0200	< 0.0200	< 0.0200	< 0.0200	< 0.0200	< 0.0200	< 0.020	< 0.020	< 0.020	< 0.020	< 0.0064	< 0.0064	< 0.0064	< 0.0064	< 0.0064	< 0.0064	< 0.020	< 0.020	< 0.020	< 0.020	< 0.020	< 0.010	< 0.010	< 0.0200	< 0.0200	< 0.02	< 0.020	< 0.02
Sodium	*	mg/L	--	--	--	--	--	--	--	--	--	--	--	--	--	--	--	--	--	--	--	--	--	--	--	--	--	--	--	--	--	--	--	--	--	--	--	--	--	--	--	--
Thallium	0.002	mg/L	< 0.002	< 0.002	< 0.002	< 0.002	< 0.002	< 0.002	< 0.002	< 0.002	< 0.02	< 0.02	< 0.0200	< 0.0200	< 0.0200	< 0.0200	< 0.0200	< 0.0200	< 0.0200	< 0.0200	< 0.0010	< 0.0010	< 0.0010	< 0.0010	< 0.00025	< 0.00025	< 0.00025	< 0.00025	< 0.00025	< 0.00025	< 0.0010	< 0.0010	< 0.0010	< 0.0010	< 0.0010	0.0033 J	0.0023	< 1.00	< 1.00	< 1.00	< 1.00	< 0.001
Vanadium (fume or dust)	0.2	mg/L	< 0.01	< 0.01	< 0.01	< 0.01	< 0.01	< 0.01	< 0.01	< 0.01	< 0.01	< 0.01	< 0.0100	< 0.0200	< 0.0100	< 0.0100	< 0.0100	< 0.0100	< 0.0100	< 0.0100	< 0.010	< 0.010	< 0.010	< 0.010	< 0.0024	< 0.0024	< 0.0024	< 0.0024	0.0030 J	< 0.0024	< 0.010	< 0.010	< 0.010	< 0.010	< 0.010	< 0.020	< 0.020	< 0.0100	< 0.0100	0.0132	0.0122	< 0.01
Zinc	2	mg/L	< 0.02	< 0.02	< 0.02	< 0.02	< 0.02	< 0.02	< 0.02	< 0.02	< 0.02	< 0.02	< 0.0200	< 0.0200	< 0.0200	< 0.0200	< 0.0200	< 0.0200	< 0.0200	< 0.0200	< 0.020	< 0.020	< 0.020	< 0.020	< 0.0087	< 0.0087	< 0.0087	< 0.0087	< 0.0087	< 0.0087	< 0.020	< 0.020	< 0.020	< 0.020	< 0.020	<0.020	< 0.020	< 0.0200	< 0.0200	< 0.02	< 0.020	< 0.02

Notes:
* - Not a HSRA regulated compound
ISCO - *in-situ* chemical oxidation

Data Qualifier Defintions:
-- - Not analyzed
B (Inorganics) - Estimated analyte concentration
D - Analyte concentration reported from secondary dilution
DB - Analyte concentration reported from secondary dilution; analyte detected in method blank
H - Holding time exceeded for sample
J - Estimated analyte concentration
JB (Organic) - Estimated analyte concentration; analyte detected in method blank
Bold = Exceeds the laboratory detection lim
Bold and shaded - Analyte concentration exceeds the Type 1 RRS
Detection limit exceeds the Type 1 RRS
JM (Organic) - Estimated analyte concentration; spike sample recovery outside control limits
M (Organic) - Spike sample recovery outside control limits
N - Spike sample recovery outside of control limits
R - Sample data results rejected due to deficiencies in the ability to meet quality control standards
RRS - Risk Reduction Standard
< - Analyte not detected at referenced detection limit
UJ - Analyte not detected; low method bias and/or matrix interference
UN - Analyte not detected; spiked sample recovery outside of control limits
UR - Analyte not detected; data rejected
UWN - Analyte not detected; post digestion spike and spike sample recovery outside control limits

Appendix E-1
Summary of Historical Groundwater Sampling Data - Alluvium, Galliard, and Saprolite Monitoring Wells
January 2001 through July 2017
Atlanta Gas Light Company
Former Manufactured Gas Plant Site
Augusta, Georgia

Chemical Name	Type 1 Risk Reduction Standard	Location ID	MW-12 (continued)														MW-17	
		Sample Date	7/13/2006	2/8/2006	1/16/2006	7/21/2005	1/19/2005	7/16/2004	7/17/2003	1/20/2003	7/9/2002	1/17/2002	1/02 DUP	7/17/2001	1/17/2001	1/01 DUP	10/4/2006	10/06 (RA)
		Unit	Post-ISCO			Pre-ISCO											Post-ISCO	
Field Parameters																		
Conductivity	*	mS/cm	0.836	--	--	--	--	--	--	--	--	--	--	--	--	--	0.527	--
Dissolved Oxygen (YSI)	*	mg/L	0.1	--	--	--	--	--	--	--	--	--	--	--	--	--	1.15	--
Oxidation Reduction Potential	*	mV	-79.6	--	--	--	--	--	--	--	--	--	--	--	--	--	130.1	--
pH	*	SU	5.19	--	--	--	--	--	--	--	--	--	--	--	--	--	5.94	--
Temperature	*	Celsius	22.79	--	--	--	--	--	--	--	--	--	--	--	--	--	21.08	--
Turbidity	*	NTU	0.12	--	--	--	--	--	--	--	--	--	--	--	--	--	3.54	--
Monitored Natural Attenuation Parameters																		
Carbon Dioxide	*	µg/L	480	--	--	--	--	--	--	--	--	--	--	--	--	--	--	--
Iron	*	mg/L	47.2	--	66.2	76.5	4.4	4.7	4.4	3.4	4.1	4.3	4.2	3.9	4.5	4.8	--	--
Iron, as Ferrous (Fe+2)	*	mg/L	49.3	--	--	--	--	--	--	--	--	--	--	--	--	--	--	--
Manganese, Total	*	mg/L	2.28	--	3.55	6.28	1.8	2.1	1.6	1.6	1.8	1.8 N	1.8 N	1.7	1.7	1.7	--	--
Manganese, Dissolved	*	mg/L	2.03	--	--	--	--	--	--	--	--	--	--	--	--	--	--	--
Methane	*	µg/L	1,300	--	--	--	--	--	--	--	--	--	--	--	--	--	--	--
Nitrate	*	mg/L	0.25 U	--	--	--	--	--	--	--	--	--	--	--	--	--	--	--
Nitrogen	*	mg/L	7.5	--	--	--	--	--	--	--	--	--	--	--	--	--	--	--
Nitrogen, ammonia (as N)	*	mg/L	9.99	--	--	--	--	--	--	--	--	--	--	--	--	--	--	--
Oxygen	*	mg/L	0.5 J	--	--	--	--	--	--	--	--	--	--	--	--	--	--	--
Sulfate	*	mg/L	250	--	--	--	--	--	--	--	--	--	--	--	--	--	--	--
Sulfide	*	mg/L	2 U	--	--	--	--	--	--	--	--	--	--	--	--	--	--	--
Volatile Organic Compounds																		
Acetone	4,000	µg/L	2,400	--	3,300 U	1,200 U	25,000 U	25,000 U	5,000 U	5,000 U	5,000 U	5,000 U	12,000 U	1,200 U	5,000 U	5,000 U	50 U	--
Benzene	5	µg/L	9,700	--	8,800	13,000	53,000	59,000	66,000	68,000 D	57,000 D	53,000 D	--	69,000 D	66,000 D	65,000 D	5 U	--
Carbon Disulfide	4,000	µg/L	20	--	330 U	50 U	1,000 U	1,000 U	200 U	200 U	200 U	200 U	500 U	50 U	200,000 U	200,000 U	5 U	--
Ethylbenzene	700	µg/L	630	--	700	1,500	4,600	4,400	5,200	4,800	4,200	5,200	5,700	6,000	6,400	6,200	5 U	--
Methylene Chloride	5	µg/L	5 U	--	330 U	250 U	5,000 U	5,000 U	1,000 U	1,000 U	1,000 U	1,000 U	2,500 U	250 U	68 JB	130 JB	5 U	--
Toluene	1,000	µg/L	2,900	--	1,900	4,000	18,000	19,000	21,000	14,000	13,000	14,000	15,000	21,000 D	18,000	17,000	5 U	--
Trichloroethylene	5	µg/L	5 U	--	330 U	50 U	1,000 U	1,000 U	200 U	38 J	200 U	200 U	500 U	50 U	200 U	200 U	5 U	--
Xylenes, total	2,000	µg/L	770	--	670 U	1,500	5,200	4,400	4,600	3,700 B	3,300	4,300	4,800	5,900	5,700	5,500	5 U	--
Semivolatile Organic Compounds																		
2-Methylnaphthalene	*	µg/L	--	--	270	260	470	380	510 J M	550 D	540	500	490	710	600	670	--	--
Acenaphthene	2,000	µg/L	22	--	44	10 U	10 U	200 U	88	99	100	92 J	90 J	110	100	110	10 U	--
Acenaphthylene	10	µg/L	10 U	--	22	26	10 U	200 U	89	64	67 J	10 U	0.2 U	110	88	98	10 U	--
Anthracene	10	µg/L	10 U	--	10	10 U	10 U	200 U	10 U	2.0 J	10 U	10 U	0.2 U	2.2 J	50 U	2.7 J	10 U	--
Benz(a)anthracene	0.1	µg/L	0.05 U	--	10 U	10 U	10 U	200 U	10 U	10 U	10 U	10 U	0.2 U	50 U	50 U	4.8 J	0.17 R	0.05 UJ
Benzo(a)pyrene	0.2	µg/L	0.05 U	--	10 U	10 U	10 U	200 U	10 U	10 U	10 U	10 U	0.2 U	50 U	50 U	50 U	0.23 R	0.05 UJ
Benzo(b)fluoranthene	0.2	µg/L	0.1 U	--	10 U	10 U	10 U	200 U	10 U	10 U	10 U	10 U	0.2 U	50 U	50 U	50 U	0.25 R	0.1 UJ
Benzo(g,h,i)perylene	10	µg/L	10 U	--	10 U	10 U	10 U	200 U	10 U	10 U	10 U	10 U	0.2 U	50 U	5.7 J	4.8 J	10 U	--
Benzo(k)fluoranthene	10	µg/L	10 U	--	10 U	10 U	10 U	200 U	10 U	10 U	10 U	10 U	0.2 U	50 U	50 U	50 U	10 U	--
Chrysene	0.2	µg/L	0.05 U	--	10 U	10 U	10 U	200 U	10 U	10 U	10 U	10 U	0.2 U	50 U	4.3 J	4.2 J	0.15 R	0.05 UJ
Dibenzo(a,h)anthracene	0.3	µg/L	0.1 U	--	10 U	10 U	10 U	200 U	10 U	10 U	10 U	10 U	0.2 U	50 U	50 U	5.2 J	0.32 R	0.1 UJ
Dibenzofuran	1	µg/L	--	--	50 U	10 U	10 U	200 U	10 U	6.0 J	6.2 J	5.3 J	0.2 U	7.2 J	6.5 J	7.5 J	--	--
Fluoranthene	1,000	µg/L	10 U	0.0008 U	16	10 U	10 U	200 U	10 U	10 U	10 U	10 U	0.2 U	50 U	50 U	50 U	10 U	--
Fluorene	1,000	µg/L	17	--	31	12	10 U	200 U	24	23	22 J	10 U	0.2 U	29 J	28 J	30 J	10 U	--
Indeno(1,2,3-cd)pyrene	0.4	µg/L	0.05 U	--	10,000 U	10 U	10 U	200 U	10 U	10 U	10 U	10 U	0.2 U	50 U	50 U	50 U	0.31 R	0.05 UJ
Naphthalene	20	µg/L	2,900	--	2,000	2,300	6,700	5,900	12,000 J M	7,600 D	8,900 D	8,600 D	8,700 D	10,000 D	10,000 D	11,000 D	10 U	--
Phenanthrene	10	µg/L	18	--	47	12	10 U	200 U	17	16	18 J	15 J	15 J	19 J	20 J	22 J	10 U	--
Pyrene	1,000	µg/L	10 U	0.0008 U	14	10 U	10 U	200 U	10 U	10 U	10 U	10 U	0.2 U	50 U	50 U	50 U	10 U	--
Inorganic Compounds																		
Aluminum (fume or dust)	*	mg/L	--	--	1.81	1.75	0.2 U	0.2 U	0.2 U	0.2 U	0.2 U	0.2 U	0.2 U	0.043 BN	0.2 U	0.2 U	--	--
Antimony	0.01	mg/L	0.02 U	--	0.01 U	0.006 U	0.02 U	0.006 U	0.02 U	0.02 U	0.02 U	0.02 U	0.0052 B	0.02 U	0.0053 B	0.0052 B	0.02 U	--
Arsenic	0.05	mg/L	0.05 U	--	0.01 U	0.01 U	0.01 U	0.01 U	0.01 U	0.01 U	0.01 U	0.0039 B	0.01 U	0.0056 B	0.01 U	0.01 U	0.05 U	--
Barium	2	mg/L	0.0631	--	0.2 U	0.0699	0.69	0.7	0.64	0.63	0.65	0.67	0.66	0.64	0.64	0.62	0.0453	--
Beryllium	0.004	mg/L	0.0266	--	0.0318	0.0278	0.004 U	0.004 U	0.004 U	0.004 U	0.004 U	0.00091 B	0.00089 B	0.004 U	0.0022 B	0.0022 B	0.01 U	--
Cadmium	0.005	mg/L	0.005 U	--	0.002 U	0.005 U	0.005 U	0.005 U	0.005 U	0.005 U	0.005 U	0.005 U	0.005 U	0.005 U	0.005 U	0.005 U	0.005 U	--
Calcium metal	*	mg/L	--	--	74.7	132	50	57	44	47	50	50	50	47	45	46	--	--
Chromium	0.1	mg/L	0.0386	--	0.0692	0.219	0.01 U	0.01 U	0.01 UJ	0.01 U	0.01 U	0.01 U	0.01 U	0.01 U	0.01 U	0.04	0.01 U	--
Cobalt	*	mg/L	--	--	0.579	0.537	0.01 U	0.01 U	0.01 U	0.01 U	0.01 U	0.01 U	0.01 U	0.01 U	0.01 U	0.01 U	--	--
Copper	1.3	mg/L	0.01 U	--	0.025 U	0.02 U	0.02 U	0.02 U	0.02 U	0.0016 B	0.02 U	0.02 U	0.02 U	0.02 U	0.02 U	0.02 U	0.01 U	--
Cyanide	0.2	mg/L	0.011	--	0.01 U	0.01 U	0.049	0.055	0.015 U	0.038	0.051	0.05	0.039	0.06	0.023	0.024	0.01 U	--
Lead	0.015	mg/L	0.01 U	--	0.003 U	0.005 U	0.005 U	0.005 U	0.005 U	0.005 U	0.005 U	0.005 U	0.005 U	0.005 U	0.0032 B	0.0025 B	0.01 U	--
Magnesium	*	mg/L	--	--	52.1	87.5	40	45	40	38	40	41	41	38	37	37	--	--
Mercury	0.002	mg/L	0.0002 U	--	0.0002 U	0.0002 U	0.0002 U	0.0002 U	0.0002 UJ	0.00015 B	0.0002 U	0.0002 U	0.0002 U	0.0002 U	0.00020 U	0.0002 U	0.0002 U	--
Nickel	0.1	mg/L	0.146	--	0.262	0.063	0.04 U	0.04 U	0.04 U	0.04 U	0.04 U	0.04 U	0.04 U	0.04 U	0.04 U	0.017 B	0.02 U	--
Potassium	*	mg/L	--	--	7.09	6.45	1.9	1.9	2	1.8	1.8	2 N	2 N	1.8	2.0	2.0	--	--
Selenium	0.05	mg/L	0.02 U	--	0.005 U	0.01 U	0.01 U	0.01 U	0.01 U	0.01 U	0.01 U	0.0047 B	0.01 U	0.01 U	0.01 U	0.01 U	0.02 U	--
Sodium	*	mg/L	--	--	24.3	27.3	34	37	36	33	32	31	31	32	30	30	--	--
Thallium	0.002	mg/L	0.001 U	--	0.001 U	0.001 U	0.002 U	0.001 U	0.002 U	0.002 UWN	0.002 UJ	0.002 U	0.002 U	0.002 UN	0.002 U	0.002 U	0.001 U	--
Vanadium (fume or dust)	0.2	mg/L	0.0174	--	0.0303	0.01 U	0.01 U	0.01 U	0.01 U	0.01 U	0.01 U	0.01 U	0.01 U	0.01 U	0.01 U	0.01 U	0.01 U	--
Zinc	2	mg/L	0.02 U	--	0.02 U	0.02 U	0.02 U	0.02 U	0.02 U	0.02 U	0.02 U	0.02 U	0.02 U	0.02 U	0.02 U	0.02 U	0.02 U	--

Notes:
* - Not a HSRA regulated compound
ISCO - *in-situ* chemical oxidation

Data Qualifier Defintions:
-- - Not analyzed
B (Inorganics) - Estimated analyte concentration
D - Analyte concentration reported from secondary dilution
DB - Analyte concentration reported from secondary dilution; analyte detected in method blank
H - Holding time exceeded for sample
J - Estimated analyte concentration
JB (Organic) - Estimated analyte concentration; analyte detected in method blank

Appendix E-1
Summary of Historical Groundwater Sampling Data - Alluvium, Galliard, and Saprolite Monitoring Wells
January 2001 through July 2017
Atlanta Gas Light Company
Former Manufactured Gas Plant Site
Augusta, Georgia

Location ID: MW-19 (Post-ISCO: 7/26/2017 through 1/10/2006; Pre-ISCO: 7/20/2005 through 1/17/2001)

Chemical Name	Type 1 Risk Reduction Standard	Unit	7/26/2017	1/25/2017	1/25/2017 DUP	7/27/2016	7/27/2016 DUP	1/21/2016	1/21/2016 DUP	7/30/2015
Field Parameters										
Conductivity	*	mS/cm	0.504	0.495	0.495	0.623	0.623	0.576	0.576	580
Dissolved Oxygen (YSI)	*	mg/L	0.52	1.47	1.47	0.96	0.96	0.69	0.69	1.85
Oxidation Reduction Potential	*	mV	26.4	29.3	29.3	109.9	109.9	56.7	56.7	252.8
pH	*	SU	6.18	6.56	6.56	6.06	6.06	6.19	6.19	6.22
Temperature	*	Celsius	22.87	21.54	21.54	27.62	27.62	18.27	18.27	23
Turbidity	*	NTU	12.8	8.32	8.32	8.5	8.5	4.1	4.1	3.07
Monitored Natural Attenuation Parameters										
Carbon Dioxide	*	µg/L	--	--	--	--	--	--	--	--
Iron	*	mg/L	--	--	--	--	--	--	--	--
Iron, as Ferrous (Fe+2)	*	mg/L	--	--	--	--	--	--	--	--
Manganese, Total	*	mg/L	--	--	--	--	--	--	--	--
Manganese, Dissolved	*	mg/L	--	--	--	--	--	--	--	--
Methane	*	µg/L	--	--	--	--	--	--	--	--
Nitrate	*	mg/L	--	--	--	--	--	--	--	--
Nitrogen	*	mg/L	--	--	--	--	--	--	--	--
Nitrogen, ammonia (as N)	*	mg/L	--	--	--	--	--	--	--	--
Oxygen	*	mg/L	--	--	--	--	--	--	--	--
Sulfate	*	mg/L	--	--	--	--	--	--	--	--
Volatile Organic Compounds										
Acetone	4,000	µg/L	< 50	< 50	< 50	< 50	< 50	< 50	< 50	< 50
Benzene	5	µg/L	< 5.0	< 5.0	< 5.0	< 5.0	< 5.0	< 5.0	< 5.0	< 5.0
Carbon Disulfide	4,000	µg/L	< 5.0	< 5.0	< 5.0	< 5.0	< 5.0	< 5.0	< 5.0	< 5.0
Ethylbenzene	700	µg/L	< 5.0	< 5.0	< 5.0	< 5.0	< 5.0	< 5.0	< 5.0	< 5.0
Methylene Chloride	5	µg/L	< 5.0	< 5.0	< 5.0	< 5.0	< 5.0	< 5.0	< 5.0	< 5.0
Toluene	1,000	µg/L	< 5.0	< 5.0	< 5.0	< 5.0	< 5.0	< 5.0	< 5.0	< 5.0
Trichloroethylene	5	µg/L	< 5.0	< 5.0	< 5.0	< 5.0	< 5.0	< 5.0	< 5.0	< 5.0
Xylenes, total	2,000	µg/L	< 5.0	< 5.0	< 5.0	< 5.0	< 5.0	< 5.0	< 5.0	< 5.0
Semivolatile Organic Compounds										
2-Methylnaphthalene	*	µg/L	--	--	--	--	--	--	--	--
Acenaphthene	2,000	µg/L	< 0.5	< 0.5	< 0.5	< 0.5	< 0.5	< 0.5	< 0.5	< 0.5
Acenaphthylene	10	µg/L	< 1.0	< 1.0	< 1.0	< 1.0	< 1.0	< 1.0	< 1.0	< 1.0
Anthracene	10	µg/L	**0.063**	**0.24**	**0.16**	**0.06**	**0.079**	**0.11**	**0.14**	**0.12**
Benz(a)anthracene	0.1	µg/L	< 0.05	**0.095**	**0.056**	< 0.05	< 0.05	< 0.05	< 0.05	**0.053**
Benzo(a)pyrene	0.2	µg/L	< 0.05	**0.082**	**0.051**	< 0.05	< 0.05	< 0.05	< 0.05	**0.054**
Benzo(b)fluoranthene	0.2	µg/L	< 0.1	**0.12**	< 0.1	< 0.1	< 0.1	< 0.1	< 0.1	**0.11**
Benzo(g,h,i)perylene	10	µg/L	< 0.1	**0.1**	< 0.1	< 0.1	< 0.1	< 0.1	< 0.1	**0.1**
Benzo(k)fluoranthene	10	µg/L	< 0.05	**0.056**	< 0.05	< 0.05	< 0.05	< 0.05	< 0.05	< 0.05
Chrysene	0.2	µg/L	< 0.05	**0.075**	< 0.05	< 0.05	< 0.05	< 0.05	< 0.05	< 0.05
Dibenzo(a,h)anthracene	0.3	µg/L	< 0.1	< 0.1	< 0.1	< 0.1	< 0.1	< 0.1	< 0.1	< 0.1
Dibenzofuran	1	µg/L	--	--	--	--	--	--	--	--
Fluoranthene	1,000	µg/L	< 0.1	< 0.1	< 0.1	< 0.1	< 0.1	< 0.1	< 0.1	< 0.1
Fluorene	1,000	µg/L	< 0.1	< 0.1	< 0.1	< 0.1	< 0.1	< 0.1	< 0.1	< 0.1
Indeno(1,2,3-cd)pyrene	0.4	µg/L	< 0.05	**0.069**	< 0.05	< 0.05	< 0.05	< 0.05	< 0.05	**0.07**
Naphthalene	20	µg/L	< 0.5	< 0.5	< 0.5	< 0.5	< 0.5	< 0.5	< 0.5	< 0.5
Phenanthrene	10	µg/L	< 0.05	**0.051**	< 0.05	< 0.05	< 0.05	< 0.05	**0.056**	< 0.05
Pyrene	1,000	µg/L	< 0.05	**0.19**	**0.11**	< 0.05	< 0.05	< 0.05	< 0.05	**0.12**
Inorganic Compounds										
Aluminum (fume or dust)	*	mg/L	--	--	--	--	--	--	--	--
Antimony	0.01	mg/L	< 0.006	< 0.006	< 0.006	< 0.006	< 0.006	< 0.006	< 0.006	< 0.02
Arsenic	0.05	mg/L	< 0.05	< 0.05	< 0.05	< 0.05	< 0.05	< 0.05	< 0.05	< 0.05
Barium	2	mg/L	**0.092**	**0.063**	**0.0629**	**0.0808**	**0.0806**	**0.0858**	**0.0886**	**0.0881**
Beryllium	0.004	mg/L	< 0.004	< 0.004	< 0.004	< 0.004	< 0.004	< 0.004	< 0.004	< 0.01
Cadmium	0.005	mg/L	< 0.005	< 0.005	< 0.005	< 0.005	< 0.005	< 0.005	< 0.005	< 0.005
Calcium metal	*	mg/L	--	--	--	--	--	--	--	--
Chromium	0.1	mg/L	**0.0167**	**0.0114**	**0.0109**	< 0.01	**0.01**	< 0.01	< 0.01	< 0.01
Cobalt	*	mg/L	--	--	--	--	--	--	--	--
Copper	1.3	mg/L	< 0.01	< 0.01	< 0.01	< 0.01	< 0.01	< 0.01	< 0.01	< 0.01
Cyanide	0.2	mg/L	< 0.01	< 0.01	< 0.01	< 0.01	< 0.01	< 0.01	< 0.01	< 0.01
Lead	0.015	mg/L	< 0.01	< 0.01	< 0.01	< 0.01	< 0.01	< 0.01	< 0.01	< 0.01
Magnesium	*	mg/L	--	--	--	--	--	--	--	--
Mercury	0.002	mg/L	< 0.0002	< 0.0002	< 0.0002	< 0.0002	< 0.0002	< 0.0002	< 0.0002	< 0.0002
Nickel	0.1	mg/L	**0.0341**	**0.03**	**0.03**	**0.0363**	**0.0358**	**0.046**	**0.0412**	< 0.02
Potassium	*	mg/L	--	--	--	--	--	--	--	--
Selenium	0.05	mg/L	< 0.02	< 0.02	< 0.02	< 0.02	< 0.02	< 0.02	< 0.02	< 0.02
Sodium	*	mg/L	--	--	--	--	--	--	--	--
Thallium	0.002	mg/L	< 0.002	< 0.002	< 0.002	< 0.002	< 0.002	< 0.002	< 0.002	< 0.02
Vanadium (fume or dust)	0.2	mg/L	< 0.01	< 0.01	< 0.01	< 0.01	< 0.01	< 0.01	< 0.01	< 0.01
Zinc	2	mg/L	**0.0764**	**0.0745**	**0.0758**	**0.0787**	**0.0796**	**0.076**	**0.0764**	**0.113**

Chemical Name	1/14/2015	7/17/2014	1/9/2014	7/10/13	1/9/2013	7/25/2012	1/19/2012	7/6/2011	1/18/2011	7/13/2010	1/11/2010	7/23/2009	1/13/2009	7/17/2008	1/10/2008	7/12/2007	2/13/2007
Field Parameters																	
Conductivity	0.529	0.626	0.472	0.630	0.520	0.744	0.484	0.602	1.86	0.808	0.775	0.819	2.68	0.785	0.900	1.437	0.868
Dissolved Oxygen (YSI)	0.77	0.98	0.90	0.42	1.39	1.59	0.92	1.99	6.08	3.81	4.54	1.57	6.15	6.85	8.78	3.53	12.21
Oxidation Reduction Potential	113.4	83.9	128.2	96.4	134.3	100	127.0	139.9	144.8	-130.1	19.2	70.1	84.7	124.1	226.7	162.3	203
pH	5.84	6.26	6.34	6.18	6.18	6.14	6.12	5.68	0.662	8.68	9.22	5.82	7.65	6	5.85	6.16	6.21
Temperature	16.00	25.86	17.37	23.71	20.66	29.00	21.48	24.68	18.46	25.71	15.62	24.07	17.55	23.83	20.26	22.75	19.81
Turbidity	1.55	0.42	9.12	5.36	9.45	3	8.3	52.4	117	8.5	9.85	8.12	3.46	3.24	3.68	12.3	3.11
Monitored Natural Attenuation Parameters																	
Carbon Dioxide	236	198	272	251	110	120	1,300 B	1,200 * B	1,100	NA	910	880	1,200	1,000	< 1000	< 1000	--
Iron	--	--	--	--	--	--	--	--	--	--	--	--	--	--	--	--	--
Iron, as Ferrous (Fe+2)	< 0.100	< 0.100	< 0.100	< 0.100	< 0.10 HF	< 0.10 HF	< 0.025 HF	< 0.025 HF	0.17 HF	NA	0.82 HF	3.9 HF	0.80 HF	< 0.10	< 0.10	< 0.10	< 0.1
Manganese, Total	--	--	--	--	--	--	--	--	--	--	--	--	--	--	--	--	--
Manganese, Dissolved	--	--	--	--	--	--	--	--	--	--	--	--	--	--	--	--	--
Methane	< 4	7	7	6	1.1	< 0.58	< 0.29	< 0.29	< 0.19	NA	0.31	< 0.19	0.23	0.12	0.11	7.8	0.21
Nitrate	0.7	0.93	0.47	<0.25	0.46	0.76	1.3	1.7	7.5	NA	7.9	8.7	2	9.7	3.9	2.3	4.3
Nitrogen	--	--	--	--	--	--	--	--	--	--	--	--	--	--	--	--	--
Nitrogen, ammonia (as N)	--	--	--	--	--	--	--	--	--	--	--	--	--	--	--	--	--
Oxygen	7.50 H	6.23 H	5.38 H	6.51 H	5.9	5.3	1.6	1.6	1.4	NA	1.4	1.2	1.3	1.6	8.7	12	12
Sulfate	87	120	110	110	100	140	55	88	94	NA	210	120	170	120	190	490	180
Volatile Organic Compounds																	
Acetone	< 50	< 50	< 50	< 50	< 100	< 100	< 5.0	< 5.0	< 5.0	< 100	< 100	< 100	< 100	**5.2 J**	< 50	< 50	**120**
Benzene	< 5.0	< 5.0	< 5.0	< 5.0	< 5.0	< 5.0	< 0.25	< 0.25	< 0.25	< 5.0	< 5.0	< 5.0	< 5.0	< 5.0	< 5.0	< 5	**9,900**
Carbon Disulfide	< 5.0	< 5.0	< 5.0	< 5.0	< 5.0	< 5.0	< 0.60	< 0.60	< 0.60	< 5.0	< 5.0	< 5.0	< 5.0	< 5.0	< 5.0	< 5	< 5
Ethylbenzene	< 5.0	< 5.0	< 5.0	< 5.0	< 5.0	< 5.0	< 0.11	< 0.11	< 0.11	< 5.0	< 5.0	< 5.0	< 5.0	< 5.0	< 5.0	< 5	**1,000**
Methylene Chloride	< 5.0	< 5.0	< 5.0	< 5.0	< 5.0	< 5.0	< 1.0	< 1.0	< 1.0	< 5.0	< 5.0	< 5.0	< 5.0	< 5.0	< 5.0	< 5	< 5
Toluene	< 5.0	< 5.0	< 5.0	< 5.0	< 5.0	< 5.0	< 0.33	< 0.33	< 0.33	< 5.0	< 5.0	< 5.0	< 5.0	< 5.0	< 5.0	< 5	**2,000**
Trichloroethylene	< 5.0	< 5.0	< 5.0	< 5.0	< 5.0	< 5.0	**9.4**	**3.0 J**	**1.8 J**	**1.7 J**	< 5.0	< 5.0	**3.1 J**	**7.0**	< 5.0	< 5	< 5
Xylenes, total	< 5.0	< 5.0	< 5.0	< 5.0	< 5.0	< 5.0	< 0.20	< 0.20	< 0.20	< 5.0	< 5.0	< 5.0	< 5.0	< 5.0	< 5.0	< 5	**1,100**
Semivolatile Organic Compounds																	
2-Methylnaphthalene	--	--	--	--	--	--	--	--	--	--	--	--	--	--	--	--	--
Acenaphthene	< 0.50	< 0.50	< 0.50	< 0.50	< 0.20	< 0.19	< 0.098	< 0.12	< 0.11	< 0.19	< 0.20	< 0.20	< 0.19	< 0.20	< 10	< 10	**31**
Acenaphthylene	< 1.0	< 1.0	< 1.0	< 1.0	< 0.20	< 0.19	< 0.098	**0.21 J**	**0.18 J**	< 0.19	**0.38**	< 0.20	**0.026 J**	< 0.20	< 10	< 10	**11**
Anthracene	**0.092**	**0.15**	**0.1**	**0.11**	< 0.20	< 0.19	< 0.098	< 0.12	< 0.11	< 0.19	**0.24**	< 0.20	< 0.19	< 0.20	< 10	< 10	< 10
Benz(a)anthracene	< 0.050	< 0.050	< 0.050	< 0.050	< 0.20	< 0.19	**0.10 J**	**0.28**	**0.28**	< 0.19	**0.33**	< 0.20	< 0.19	< 0.20	**0.070**	**0.11**	< 0.05
Benzo(a)pyrene	< 0.050	< 0.050	< 0.050	< 0.050	< 0.20	< 0.19	**0.13 J**	**0.35**	**0.41**	< 0.19 *	**0.46**	< 0.20	< 0.19	< 0.20	**0.19**	**0.13**	< 0.05
Benzo(b)fluoranthene	< 0.10	< 0.10	< 0.10	< 0.10	< 0.20	< 0.19	**0.20**	**0.23 J**	**0.19 J**	< 0.19	**0.39**	< 0.20	< 0.19	< 0.20	**0.15**	**0.16**	< 0.1
Benzo(g,h,i)perylene	< 0.10	< 0.10	< 0.10	< 0.10	< 0.20	< 0.19	< 0.098	**0.24 J**	**0.27**	< 0.19	**0.4**	< 0.20	< 0.19	< 0.20	< 10	< 10	< 10
Benzo(k)fluoranthene	< 0.050	< 0.050	< 0.050	< 0.050	< 0.20	< 0.19	< 0.098	**0.25**	**0.26**	< 0.19	**0.35**	< 0.20	< 0.19	< 0.20	< 10	< 10	< 10
Chrysene	< 0.050	< 0.050	< 0.050	< 0.050	< 0.20	< 0.19	**0.11 J**	**0.30**	**0.35**	< 0.19	**0.31**	< 0.20	< 0.19	< 0.20	**0.070**	**0.10**	< 0.05
Dibenzo(a,h)anthracene	< 0.10	< 0.10	< 0.10	< 0.10	< 0.20	< 0.19	< 0.098	< 0.12	< 0.11	< 0.19	< 0.20	< 0.20	< 0.19	< 0.20	**0.18**	< 0.1	< 0.1
Dibenzofuran	--	--	--	--	--	--	--	--	--	--	--	--	--	--	--	--	--
Fluoranthene	< 0.10	< 0.10	< 0.10	< 0.10	< 0.20	< 0.19	< 0.098	**0.34**	**0.40**	< 0.19	**0.41**	< 0.20	< 0.19	< 0.20	< 10	< 10	< 10
Fluorene	< 0.10	< 0.10	< 0.10	< 0.10	< 0.20	< 0.19	< 0.098	< 0.12	< 0.11	< 0.19	< 0.20	< 0.20	< 0.19	< 0.20	< 10	< 10	**16**
Indeno(1,2,3-cd)pyrene	< 0.050	< 0.050	< 0.050	< 0.050	< 0.20	< 0.19	< 0.098	**0.20 J**	**0.23**	< 0.19	**0.33**	< 0.20	< 0.19	< 0.20	**0.24**	**0.080**	< 0.05
Naphthalene	< 500	< 0.50	< 0.50	< 0.50	< 0.20	**0.49**	**0.20**	< 0.12	**0.42**	< 0.19	**9.4**	**0.54**	**0.026 J**	< 0.20	< 10	< 10	**3,100**
Phenanthrene	< 0.50	< 0.050	< 0.050	< 0.050	< 0.20	< 0.19	< 0.098	**0.13 J**	**0.12 J**	< 0.19	**0.2**	< 0.20	< 0.19	**0.019 J**	< 10	< 10	**16**
Pyrene	< 0.050	**0.082**	< 0.050	< 0.050	< 0.20	< 0.19	**0.23**	**0.57**	**0.65**	<0.19	**0.56**	< 0.20	< 0.19	< 0.20	< 10	< 10	< 10
Inorganic Compounds																	
Aluminum (fume or dust)	--	--	--	--	--	--	--	--	--	--	--	--	--	--	--	--	--
Antimony	< 0.0200	< 0.0200	< 0.0200	< 0.0200	< 0.020	< 0.020	< 0.0053	< 0.0053	< 0.0053	< 0.020	< 0.020	< 0.020	< 0.020	< 0.020	< 0.0200	< 0.02	< 0.02
Arsenic	< 0.0500	< 0.0500	< 0.0500	< 0.0500	< 0.020	< 0.020	< 0.0046	**0.0063 J**	< 0.0046	< 0.020	< 0.020	< 0.020	< 0.010	< 0.010	<0.0500	< 0.05	< 0.05
Barium	**0.0824**	**0.0907**	**0.0935**	**0.123**	**0.12**	**0.098**	**0.036**	**0.076**	**0.025**	**0.021**	**0.027**	**0.023**	**0.022**	**0.019**	**0.0285**	**0.0330**	**0.149**
Beryllium	< 0.0100	< 0.0100	< 0.0100	< 0.0100	< 0.0040	< 0.0040	< 0.00020	**0.00021 J**	< 0.00020	< 0.0040	< 0.0040	< 0.0040	< 0.0040	< 0.0040	< 0.0100	< 0.010	**0.0133**
Cadmium	< 0.0050	< 0.0050	< 0.0050	**0.0091**	< 0.0050	< 0.0050	< 0.0020	< 0.0020	< 0.0020	< 0.0050	< 0.0050	< 0.0050	< 0.0050	< 0.0050	< 0.0050	< 0.005	< 0.005
Calcium metal	--	--	--	--	--	--	--	--	--	--	--	--	--	--	--	--	--
Chromium	< 0.0100	**0.0127**	**0.0151**	< 0.0100	<0.010	**0.012**	**0.0088 J**	**0.26**	**0.015**	**0.012**	< 0.010	< 0.010	**0.0047 J**	**0.0069 J**	**0.0207**	**0.0257**	**0.0136**
Cobalt	--	--	--	--	--	--	--	--	--	--	--	--	--	--	--	--	--
Copper	< 0.0100	< 0.0100	< 0.0100	< 0.0100	< 0.020	< 0.020	**0.0024 J**	**0.063**	**0.0026 J**	0.0021 J	<0.020	**0.021**	**0.0031 J**	**0.0023 J**	< 0.0100	< 0.010	< 0.010
Cyanide	0.02	**0.02**	< 0.010	**0.012**	**0.023**	**0.058**	**0.0096 J**	**0.020**	**0.014**	**0.02**	**0.033**	**0.013**	**0.0090 J**	**0.023**	**0.030**	< 0.010	< 0.010
Lead	< 0.0100	< 0.0100	< 0.0100	< 0.0100	< 0.010	< 0.010	< 0.0040	**0.028**	< 0.0040	< 0.010 U	< 0.010	< 0.010	**0.0042 J**	< 0.0050	< 0.0100	< 0.010	< 0.010
Magnesium	--	--	--	--	--	--	--	--	--	--	--	--	--	--	--	--	--
Mercury	< 0.00020	< 0.00020	< 0.00020	< 0.00020	< 0.00020	< 0.00020	< 0.000091	< 0.000091	< 0.000091	< 0.00020	< 0.00020	< 0.00020	< 0.00020	< 0.00020	< 0.00020	< 0.0002	< 0.0002
Nickel	**0.0275**	**0.0432**	**0.0579**	**0.0568**	**0.073**	**0.073**	**0.023 J**	**0.066**	**0.032 J**	0.031 J	<0.040	**0.077**	**0.054**	**0.041**	**0.0546**	**0.0916**	**0.0349**
Potassium	--	--	--	--	--	--	--	--	--	--	--	--	--	--	--	--	--
Selenium	< 0.0200	< 0.0200	< 0.0200	< 0.0200	< 0.020	< 0.020	< 0.0064	< 0.0064	< 0.0064	< 0.020	< 0.020	< 0.020	**0.0039 J**	< 0.010	< 0.0200	< 0.02	< 0.02
Sodium	--	--	--	--	--	--	--	--	--	--	--	--	--	--	--	--	--
Thallium	< 0.0200	< 0.0200	< 0.0200	< 0.0200	< 0.0010	< 0.0010	< 0.00025	< 0.00025	< 0.00025	< 0.0010	< 0.0010	< 0.0010	< 0.0010	< 0.0010	< 1.00	< 1.00	< 1
Vanadium (fume or dust)	< 0.0100	< 0.0100	< 0.0100	< 0.0100	< 0.010	< 0.010	< 0.0024	**0.016**	< 0.0024	< 0.010	< 0.010	< 0.010	< 0.010	< 0.010	< 0.0100	< 0.010	< 0.010
Zinc	**0.0747**	**0.0856**	**0.0985**	**0.142**	**0.12**	**0.14**	**0.030**	**0.11**	**0.042**	**0.044**	**0.052**	**0.065**	**0.055**	0.051	**0.0730**	**0.0907**	< 0.02

Chemical Name	7/13/2006	2/8/2006	1/10/2006	7/20/2005	7/12/2004	2/10/2004	7/15/2003	1/17/2003	7/11/2002	1/21/2002	1/02 DUP	7/12/2001	1/17/2001
Field Parameters													
Conductivity	1.245	--	--	--	--	--	--	--	--	--	--	--	--
Dissolved Oxygen (YSI)	3.09	--	--	--	--	--	--	--	--	--	--	--	--
Oxidation Reduction Potential	148.2	--	--	--	--	--	--	--	--	--	--	--	--
pH	6.25	--	--	--	--	--	--	--	--	--	--	--	--
Temperature	21.96	--	--	--	--	--	--	--	--	--	--	--	--
Turbidity	29.8	--	--	--	--	--	--	--	--	--	--	--	--
Monitored Natural Attenuation Parameters													
Carbon Dioxide	--	--	--	--	--	--	--	--	--	--	--	--	--
Iron	2.14	--	1.9	1.08	0.56	0.16	0.04 U	0.15	0.11	0.74	0.71	0.044 B	0.12
Iron, as Ferrous (Fe+2)	0.1 U	--	--	--	--	--	--	--	--	--	--	--	--
Manganese, Total	0.107	--	0.133	0.0624	0.013	0.01 U	0.58	0.48	0.46	0.38	0.39	0.34	0.48
Manganese, Dissolved	0.0108	--	--	--	--	--	--	--	--	--	--	--	--
Methane	--	--	--	--	--	--	--	--	--	--	--	--	--
Nitrate	--	--	--	--	--	--	--	--	--	--	--	--	--
Nitrogen	--	--	--	--	--	--	--	--	--	--	--	--	--
Nitrogen, ammonia (as N)	0.2 U	--	--	--	--	--	--	--	--	--	--	--	--
Oxygen	--	--	--	--	--	--	--	--	--	--	--	--	--
Sulfate	--	--	--	--	--	--	--	--	--	--	--	--	--
Volatile Organic Compounds													
Acetone	50 U	--	10 U	25 U	25 U	25 U	25 U	25 U	25 U	**17 J**	**14 J**	25 U	25 U
Benzene	5 U	--	1.0 U	1.0 U	1.0 U	1.0 U	1.0 U	1.0 U	1.0 U	1.0 U	1.0 U	1.0 U	**10**
Carbon Disulfide	5 U	--	1.0 U	1.0 U	1.0 U	1.0 U	**20**	1.0 U	1.0 U	1.0 U	1.0 U	1.0 U	1.0 U
Ethylbenzene	5 U	--	1.0 U	1.0 U	1.0 U	1.0 U	1.0 U	1.0 U	1.0 U	1.0 U	1.0 U	1.0 U	**0.12 J**
Methylene Chloride	5 U	--	1.0 U	5.0 U	5.0 U	5.0 U	5.0 U	5.0 U	**0.35 J**	5.0 U	5.0 U	5.0 U	**0.26 JB**
Toluene	5 U	--	1.0 U	1.0 U	1.0 U	1.0 U	1.0 U	1.0 U	1.0 U	1.0 U	1.0 U	1.0 U	**0.49 J**
Trichloroethylene	5 U	--	1.0 U	**1.1**	1.0 U	1.0 U	1.0 U	1.0 U	1.0 U	1.0 U	1.0 U	1.0 U	1.0 U
Xylenes, total	5 U	--	2.0 U	2.0 U	2.0 U	**2.5**	2.0 U	2.0 U	2.0 U	2.0 U	2.0 U	2.0 U	2.0 U
Semivolatile Organic Compounds													
2-Methylnaphthalene	--	--	0.2 U	0.2 U	0.2 U	0.2 U	10 U	10 U	10 U	10 U	10 U	10 U	10 U
Acenaphthene	10 U	--	0.2 U	0.2 U	0.2 U	0.2 U	10 U	10 U	10 U	10 U	10 U	10 U	10 U
Acenaphthylene	10 U	0.2 U	**0.26**	0.2 U	0.2 U	0.2 U	10 U	10 U	10 U	10 U	10 U	10 U	10 U
Anthracene	10 U	0.2 U	0.2 U	0.2 U	0.2 U	0.2 U	10 U	10 U	10 U	10 U	10 U	10 U	10 U
Benz(a)anthracene	**0.17**	0.2 U	**0.29**	0.2 U	0.2 U	0.2 U	10 U	10 U	10 U	10 U	10 U	10 U	10 U
Benzo(a)pyrene	**0.19**	0.2 U	**3.3**	0.2 U	0.2 U	0.2 U	10 U	10 U	10 U	10 U	10 U	10 U	10 U
Benzo(b)fluoranthene	**0.22**	0.2 U	**3.9**	0.2 U	0.2 U	0.2 U	10 U	10 U	10 U	10 U	10 U	10 U	10 U
Benzo(g,h,i)perylene	10 U	0.2 U	**3.9**	0.2 U	0.2 U	0.2 U	10 U	10 U	10 U	10 U	10 U	10 U	10 U
Benzo(k)fluoranthene	10 U	--	0.2 U	0.2 U	0.2 U	0.2 U	10 U	10 U	10 U	10 U	10 U	10 U	10 U
Chrysene	**0.12**	0.2 U	**3.3**	0.2 U	0.2 U	0.2 U	10 U	10 U	10 U	10 U	10 U	10 U	10 U
Dibenzo(a,h)anthracene	0.1 U	--	0.2 U	0.2 U	0.2 U	0.2 U	10 U	10 U	10 U	10 U	10 U	10 U	10 U
Dibenzofuran	--	--	1.0 U	0.2 U	0.2 U	0.2 U	10 U	10 U	10 U	10 U	10 U	10 U	10 U
Fluoranthene	10 U	0.2 U	**0.41**	0.2 U	0.2 U	0.2 U	10 U	10 U	10 U	10 U	10 U	10 U	**0.65 J**
Fluorene	10 U	--	0.2 U	0.2 U	0.2 U	0.2 U	10 U	10 U	10 U	10 U	10 U	10 U	10 U
Indeno(1,2,3-cd)pyrene	**0.12**	0.2 U	**0.29**	0.2 U	0.2 U	0.2 U	10 U	10 U	10 U	10 U	10 U	10 U	10 U
Naphthalene	10 U	0.2 U	0.2 U	0.2 U	0.2 U	0.2 U	10 U	10 U	10 U	10 U	10 U	10 U	10 U
Phenanthrene	10 U	--	0.2 U	0.2 U	0.2 U	0.2 U	10 U	10 U	10 U	10 U	10 U	10 U	10 U
Pyrene	10 U	**0.23**	**0.75**	**0.2**	0.2 U	0.2 U	10 UJ	10 U	10 U	10 U	10 U	10 U	**1.2 J**
Inorganic Compounds													
Aluminum (fume or dust)	--	--	**2.52**	**1.29**	0.2 U	0.2 U	0.2 U	0.2 U	**0.07 B**	**0.83**	**0.78**	0.2 U	**0.098 B**
Antimony	0.02 U	--	0.01 U	0.006 U	0.006 U	0.02 U	0.02 U	0.02 U	0.02 U	0.02 U	0.02 U	0.02 U	**0.0073 B**
Arsenic	0.05 U	--	0.01 U	0.01 U	0.01 U	0.01 U	0.01 U	0.01 U	0.01 U	0.01 U	0.01 U	0.01 U	0.01 U
Barium	**0.0453**	--	0.2 U	**0.0568**	**0.056**	**0.054**	**0.06**	**0.067**	**0.068**	**0.067**	**0.068**	**0.069**	**0.073**
Beryllium	0.01 U	--	0.005 U	0.004 U	0.004 U	0.004 U	0.004 U	0.004 U	0.004 U	0.004 U	0.004 U	0.004 U	**0.0019 B**
Cadmium	0.005 U	--	0.002 U	0.005 U	0.005 U	0.005 U	0.005 UJ	0.005 U	0.005 U	0.005 U	0.005 U	0.005 U	0.005 U
Calcium metal	--	--	**123**	**95.7**	**34**	**33**	**33**	**53**	**51**	**42**	**43**	**55**	**52**
Chromium	**0.0668**	--	**0.0786**	**0.0277**	**0.098**	0.01 U	0.01 UJ	**0.0061 B**	**0.002 B**	**0.01**	**0.0093 B**	**0.0023 B**	**0.0035 B**
Cobalt	--	--	0.007 U	0.01 U	0.01 U	0.01 U	0.01 UJ	**0.011**	**0.0066 B**	**0.0038 B**	**0.0038 B**	**0.0047 B**	**0.0045 B**
Copper	**0.0157**	--	0.025 U	0.02 U	0.02 U	0.02 U	0.02 U	**0.0095 B**	**0.0042 B**	**0.0071 B**	**0.0068 B**	**0.0029 B**	**0.0015 B**
Cyanide	**0.048**	--	**0.071**	**0.062**	**0.02**	**0.033**	**0.018**	**0.026**	**0.034**	**0.016**	**0.005 B**	**0.017**	**0.008 B**
Lead	**0.0244**	--	**0.0241**	**0.0156**	0.005 U	0.005 U	0.005 UJ	0.005 U	0.005 U	**0.0086**	**0.0079**	0.005 U	**0.0037 B**
Magnesium	--	--	**61.7**	**48.2**	**20**	**18**	**20**	**23**	**23**	**21**	**21**	**24**	**24**
Mercury	0.0002 U	--	0.0002 U	0.0002 U	0.0002 U	0.0002 U	0.0002 U	0.0002 U	0.0002 U	0.0002 U	0.0002 U	0.0002 U	0.00020 U
Nickel	**0.0779**	--	**0.132**	**0.138**	**0.042**	0.04 U	**0.1**	**0.065**	**0.088**	**0.062**	**0.066**	**0.12**	**0.093**
Potassium	--	--	**6.83**	**6.22**	**7.6**	**6.4**	**6.6**	**5.2**	**5**	**5.9**	**5.9**	**4.9**	**6.0**
Selenium	0.02 U	--	0.005 U	0.01 U	0.01 U	0.01 U	0.01 U	0.01 U	0.01 U	0.01 U	0.01 U	0.01 U	0.01 U
Sodium		--	**84.1**	**78.9**	**69**	**69**	**66**	**74**	**73**	**59**	**59**	**72**	**72**
Thallium	0.001 U	--	0.001 U	0.001 U	0.001 U	0.001 U	0.002 U	0.002 U	0.002 UWN	0.002 U	0.002 U	0.002 UW	0.002 U
Vanadium (fume or dust)	0.01 U	--	0.007 U	0.01 U	0.01 U	0.01 U	0.01 UJ	0.01 U	0.01 U	**0.0023 B**	0.01 U	0.01 U	0.01 U
Zinc	**0.111**	--	**0.133**	**0.197**	0.02 U	**0.046**	**0.07**	**0.055**	**0.035**	**0.041**	**0.04**	**0.034**	**0.037**

Notes:
* - Not a HSRA regulated compound
ISCO - *in-situ* chemical oxidation

Data Qualifier Defintions:
-- - Not analyzed
B (Inorganics) - Estimated analyte concentration
D - Analyte concentration reported from secondary dilution
DB - Analyte concentration reported from secondary dilution; analyte detected in method blank
H - Holding time exceeded for sample
J - Estimated analyte concentration
JB (Organic) - Estimated analyte concentration; analyte detected in method blank
Bold = Exceeds the laboratory detection limit
Bold and shaded - Analyte concentration exceeds the Type 1 RRS
JM (Organic) - Estimated analyte concentration; spike sample recovery outside control limits
M (Organic) - Spike sample recovery outside control limits
N - Spike sample recovery outside of control limits
R - Sample data results rejected due to deficiencies in the ability to meet quality control standards
RRS - Risk Reduction Standard
< - Analyte not detected at referenced detection limit
UJ - Analyte not detected; low method bias and/or matrix interference
UN - Analyte not detected; spiked sample recovery outside of control limits
UR - Analyte not detected; data rejected
UWN - Analyte not detected; post digestion spike and spike sample recovery outside control limits

Appendix E-1
Summary of Historical Groundwater Sampling Data - Alluvium, Galliard, and Saprolite Monitoring Wells
January 2001 through July 2017
Atlanta Gas Light Company
Former Manufactured Gas Plant Site
Augusta, Georgia

Chemical Name	Type 1 Risk Reduction Standard	Location ID	MW-21																																				
		Sample Date	7/27/2017	1/25/2017	7/28/2016	1/20/2016	7/28/2015	1/12/2015	7/15/2014	1/9/2014	7/11/2013	1/9/2013	7/24/2012	1/18/2012	7/5/2011	1/20/2011	7/14/2010	1/7/2010	7/23/2009	1/09 DUP	1/15/2009	7/21/2009	1/9/2008	1/08 DUP	07/21/2008	7/11/2007	2/13/2007	7/12/2006	1/10/2006	7/22/2005	1/18/2005	7/13/2004	1/24/2004	7/20/2003	7/03 DUP	1/16/2003	7/10/2002	1/21/2002	7/11/2001	1/18/2001
		Unit	Post-ISCO																									Pre-ISCO											
Field Parameters																																							
Conductivity	*	mS/cm	0.706	0.711	0.685	0.574	720	0.614	0.631	0.702	0.518	0.460	0.457	0.305	0.481	2.64	0.554	0.43	0.533	0.47	0.47	0.474	0.590	0.590	0.474	0.526	0.536	0.462	--	--	--	--	--	--	--	--	--	--	--	--
Dissolved Oxygen (YSI)	*	mg/L	0.14	0.15	0.16	0.29	0.23	0.42	0.74	0.24	0.50	0.33	2.04	4.01	1.97	120.5	4.91	3.41	0.51	212.1	212.1	0.33	0.31	0.31	0.33	0.39	0.30	0.75	--	--	--	--	--	--	--	--	--	--	--	--
Oxidation Reduction Potential	*	mV	130.2	20.2	109.6	59.2	272.3	63.9	144	187.3	111.7	94.7	90	101.0	63.0	6.53	119.1	45.1	124.4	6.3	6.3	122.5	75.0	75.0	122.5	189.6	-28.2	58	--	--	--	--	--	--	--	--	--	--	--	--
pH	*	SU	6.3	6.15	6.26	6.27	6.27	6.06	6.39	6.36	6.08	6.32	6.23	6.58	6.52	0.511	6.59	7.03	6.3	0.501	0.501	6.26	6.39	6.39	6.26	6.30	6.42	6.32	--	--	--	--	--	--	--	--	--	--	--	--
Temperature	*	Celsius	25.45	23.1	25.97	21.8	31.9	17.3	25.21	17.32	25.09	23.10	30.0	20.62	29.44	19.87	28.19	18.22	26.58	21.84	21.84	27.94	22.96	22.96	27.94	25.72	22.37	23.78	--	--	--	--	--	--	--	--	--	--	--	--
Turbidity	*	NTU	2.72	0.32	1.02	0.32	1.76	2.97	2.14	0.32	1.04	1.79	1.0	0.69	2.69	0.85	3.12	0.65	3.31	1.34	1.34	2.29	0.32	0.32	2.29	0.57	0.13	0.00	--	--	--	--	--	--	--	--	--	--	--	--
Monitored Natural Attenuation Parameters																																							
Carbon Dioxide	*	mg/L	--	--	--	--	--	--	--	--	--	--	--	--	--	--	--	--	--	--	--	--	--	--	--	--	--	--	--	--	--	--	--	--	--	--	--	--	--	--
Iron	*	mg/L	--	--	--	--	--	--	--	--	--	--	--	--	--	--	--	--	--	--	--	--	--	--	--	--	--	--	0.1 U	0.1 U	0.05 U	0.05 U	0.05 U	0.04 UJ	0.06	0.023 B	0.05 U	0.05 U	0.089	0.046 B
Iron, as Ferrous (Fe+2)	*	mg/L	--	--	--	--	--	--	--	--	--	--	--	--	--	--	--	--	--	--	--	--	--	--	--	--	--	--	--	--	--	--	--	--	--	--	--	--	--	--
Manganese, Total	*	mg/L	--	--	--	--	--	--	--	--	--	--	--	--	--	--	--	--	--	--	--	--	--	--	--	--	--	--	0.379	0.332	0.35	0.45	0.43	0.34	0.34	0.37	0.38	0.4	0.47 N	0.39
Manganese, Dissolved	*	mg/L	--	--	--	--	--	--	--	--	--	--	--	--	--	--	--	--	--	--	--	--	--	--	--	--	--	--	--	--	--	--	--	--	--	--	--	--	--	--
Methane	*	µg/L	--	--	--	--	--	--	--	--	--	--	--	--	--	--	--	--	--	--	--	--	--	--	--	--	--	--	--	--	--	--	--	--	--	--	--	--	--	--
Nitrate	*	mg/L	--	--	--	--	--	--	--	--	--	--	--	--	--	--	--	--	--	--	--	--	--	--	--	--	--	--	--	--	--	--	--	--	--	--	--	--	--	--
Nitrogen	*	mg/L	--	--	--	--	--	--	--	--	--	--	--	--	--	--	--	--	--	--	--	--	--	--	--	--	--	--	--	--	--	--	--	--	--	--	--	--	--	--
Nitrogen, ammonia (as N)	*	mg/L	--	--	--	--	--	--	--	--	--	--	--	--	--	--	--	--	--	--	--	--	--	--	--	--	--	--	--	--	--	--	--	--	--	--	--	--	--	--
Oxygen	*	mg/L	--	--	--	--	--	--	--	--	--	--	--	--	--	--	--	--	--	--	--	--	--	--	--	--	--	--	--	--	--	--	--	--	--	--	--	--	--	--
Sulfate	*	mg/L	--	--	--	--	--	--	--	--	--	--	--	--	--	--	--	--	--	--	--	--	--	--	--	--	--	--	--	--	--	--	--	--	--	--	--	--	--	--
Sulfide	*	mg/L	--	--	--	--	--	--	--	--	--	--	--	--	--	--	--	--	--	--	--	--	--	--	--	--	--	--	--	--	--	--	--	--	--	--	--	--	--	--
Volatile Organic Compounds																																							
Acetone	4,000	µg/L	< 50	< 50	< 50	< 50	< 50	< 50	< 50	< 50	< 50	< 100	< 100	< 5.0	< 5.0	< 5.0	< 100	< 100	< 100	< 100	< 100	< 100	< 50	< 50	< 100	< 50	< 50	50 U	33 U	25 U	25 U	25 U	25 U	25 UR	25 UR	25 U	25 U	25 U	25 U	25 U
Benzene	5	µg/L	< 5.0	< 5.0	< 5.0	< 5.0	< 5.0	< 5.0	< 5.0	< 5.0	< 5.0	< 5.0	< 5.0	< 0.25	**0.39 J**	**0.49 J**	**0.36 J**	< 5.0	< 5.0	< 5.0	< 5.0	< 5.0	< 5.0	< 5.0	< 5.0	< 5	< 5	5 U	3.3 U	1.0 U	1.0 U	1.0 U	1.0 U	**4.0**	1.0 UR	1.0 U	1.0 U	**0.12 J**	**1.8 J**	**0.17 J**
Carbon Disulfide	4,000	µg/L	< 5.0	< 5.0	< 5.0	< 5.0	< 5.0	< 5.0	< 5.0	< 5.0	< 5.0	< 5.0	< 5.0	< 0.60	< 0.60	< 0.60	< 5.0	< 5.0	< 5.0	< 5.0	< 5.0	< 5.0	< 5.0	< 5.0	< 5.0	< 5	< 5	5 U	3.3 U	1.0 U	1.0 U	1.0 U	1.0 U	1.0 UR	1.0 UR	1.0 U	1.0 U	1.0 U	**0.77 J**	1.0 U
Ethylbenzene	700	µg/L	< 5.0	< 5.0	< 5.0	< 5.0	< 5.0	< 5.0	< 5.0	< 5.0	< 5.0	< 5.0	< 5.0	< 0.11	< 0.11	< 0.11	< 5.0	< 5.0	< 5.0	< 5.0	< 5.0	< 5.0	< 5.0	< 5.0	< 5.0	< 5	< 5	5 U	3.3 U	1.0 U	1.0 U	1.0 U	1.0 U	1.0 UR	1.0 UR	1.0 U	1.0 U	1.0 U	1.0 U	1.0 U
Methylene Chloride	5	µg/L	< 5.0	< 5.0	< 5.0	< 5.0	< 5.0	< 5.0	< 5.0	< 5.0	< 5.0	< 5.0	< 5.0	< 1.0	< 1.0	< 1.0	< 5.0	< 5.0	< 5.0	< 5.0	< 5.0	< 5.0	< 5.0	< 5.0	< 5.0	< 5	< 5	5 U	3.3 U	5.0 U	5.0 U	5.0 U	5.0 U	5.0 UR	5.0 UR	5.0 U	**0.26 J**	5.0 U	5.0 U	5.0 U
Toluene	1,000	µg/L	< 5.0	< 5.0	< 5.0	< 5.0	< 5.0	< 5.0	< 5.0	< 5.0	< 5.0	< 5.0	< 5.0	< 0.33	< 0.33	**0.92 J**	< 5.0	< 5.0	< 5.0	< 5.0	< 5.0	< 5.0	< 5.0	< 5.0	< 5.0	< 5	< 5	5 U	3.3 U	1.0 U	1.0 U	1.0 U	1.0 U	1.0 UR	1.0 UR	1.0 U	1.0 U	1.0 U	1.0 U	1.0 U
Trichloroethylene	5	µg/L	**8.0**	**6.8**	**7.0**	**7.4**	**11**	**18**	**18**	**49**	**150**	**130**	**86**	**13**	**110**	**100**	**130**	**160**	**87**	**70**	**64**	**62**	**100**	**96**	**62**	**110**	< 5	**170**	**110**	**180**	**140**	**140**	**120**	1.0 UR	**0.14**	**43**	**39**	**36**	**37**	**30**
Xylenes, total	2,000	µg/L	< 5.0	< 5.0	< 5.0	< 5.0	< 5.0	< 250	< 5.0	< 5.0	< 5.0	< 5.0	< 5.0	< 0.20	< 0.20	< 0.20	< 5.0	< 5.0	< 5.0	< 5.0	< 5.0	< 5.0	< 5.0	< 5.0	< 5.0	< 5	< 5	5 U	6.7 U	2.0 U	2.0 U	2.0 U	2.0 U	**2.0**	2.0 UR	2.0 U	2.0 U	2.0 U	2.0 U	2.0 U
Semivolatile Organic Compounds																																							
2-Methylnaphthalene	*	µg/L	--	--	--	--	--	--	--	--	--	--	--	--	--	--	--	--	--	--	--	--	--	--	--	--	--	--	0.2 U	0.2 U	0.2 U	0.2 U	0.2 U	10 U	10 U	10 U	10 U	10 U	10 U	10 U
Acenaphthene	2,000	µg/L	< 0.5	< 0.5	< 0.5	< 0.5	< 0.5	< 0.50	< 0.50	< 0.50	< 0.50	< 0.19	< 0.19	< 0.098	< 0.11	< 0.11	< 0.20	< 0.20	< 0.20	< 0.19	< 0.19	< 0.19	< 10	< 10	< 0.19	< 10	< 10	10 U	0.2 U	0.2 U	0.2 U	0.2 U	0.2 U	10 U	10 U	10 U	10 U	10 U	10 U	10 U
Acenaphthylene	10	µg/L	< 1.0	< 1.0	< 1.0	< 1.0	< 1.0	< 1.0	< 1.0	< 1.0	< 1.0	< 0.19	< 0.19	< 0.098	< 0.11	< 0.11	< 0.20	< 0.20	< 0.20	< 0.19	**0.024 J**	< 0.19	< 10	< 10	< 0.19	< 10	< 10	10 U	0.2 U	0.2 U	0.2 U	0.2 U	0.2 U	10 U	10 U	10 U	10 U	10 U	10 U	10 U
Anthracene	10	µg/L	< 0.05	**0.078**	< 0.05	**0.08**	< 0.05	< 0.050	< 0.050	< 0.050	< 0.050	< 0.19	< 0.19	< 0.098	< 0.11	< 0.11	< 0.20	< 0.20	< 0.20	< 0.19	< 0.19	< 0.19	< 10	< 10	< 0.19	< 10	< 10	10 U	0.2 U	0.2 U	0.2 U	0.2 U	0.2 U	10 U	10 U	10 U	10 U	10 U	10 U	10 U
Benz(a)anthracene	0.1	µg/L	< 0.05	< 0.05	< 0.05	**0.059**	< 0.05	< 0.050	< 0.050	< 0.050	< 0.050	< 0.19	< 0.19	< 0.098	< 0.11	< 0.11	< 0.20	< 0.20	< 0.20	< 0.19	< 0.19	< 0.19	< 0.050	< 0.050	< 0.19	< 0.05	< 0.05	0.05 U	0.2 U	0.2 U	0.2 U	0.2 U	0.2 U	10 U	10 U	10 U	10 U	10 U	10 U	10 U
Benzo(a)pyrene	0.2	µg/L	< 0.05	< 0.05	< 0.05	< 0.05	< 0.05	< 0.050	< 0.050	< 0.050	< 0.050	< 0.19	< 0.19	< 0.098	< 0.11	< 0.11	< 0.20	< 0.20	< 0.20	< 0.19	< 0.19	< 0.19	< 0.050	< 0.050	< 0.19	< 0.05	< 0.05	0.05 U	0.2 U	0.2 U	0.2 U	0.2 U	0.2 U	10 U	10 U	10 U	10 U	10 U	10 U	10 U
Benzo(b)fluoranthene	0.2	µg/L	< 0.1	< 0.1	< 0.1	< 0.1	< 0.1	< 0.10	< 0.10	< 0.10	< 0.10	< 0.19	< 0.19	< 0.098	< 0.11	< 0.11	< 0.20	< 0.20	< 0.20	< 0.19	< 0.19	< 0.19	< 0.10	< 0.10	< 0.19	< 0.1	< 0.1	0.1 U	0.2 U	0.2 U	0.2 U	0.2 U	0.2 U	10 U	10 U	10 U	10 U	10 U	10 U	10 U
Benzo(g,h,i)perylene	10	µg/L	< 0.1	< 0.1	< 0.1	< 0.1	< 0.1	< 0.10	< 0.10	< 0.10	< 0.10	< 0.19	< 0.19	< 0.098	< 0.11	< 0.11	< 0.20	< 0.20	< 0.20	< 0.19	< 0.19	< 0.19	< 10	< 10	< 0.19	< 10	< 10	10 U	0.2 U	0.2 U	0.2 U	0.2 U	0.2 U	10 U	10 U	10 U	10 U	10 U	10 U	10 U
Benzo(k)fluoranthene	10	µg/L	< 0.05	< 0.05	< 0.05	< 0.05	< 0.05	< 0.050	< 0.050	< 0.050	< 0.050	< 0.19	< 0.19	< 0.098	< 0.11	< 0.11	< 0.20	< 0.20	< 0.20	< 0.19	< 0.19	< 0.19	< 10	< 10	< 0.19	< 10	< 10	10 U	0.2 U	0.2 U	0.2 U	0.2 U	0.2 U	10 U	10 U	10 U	10 U	10 U	10 U	10 U
Chrysene	0.2	µg/L	< 0.05	< 0.05	< 0.05	< 0.05	< 0.05	< 0.050	< 0.050	< 0.050	< 0.050	< 0.19	< 0.19	< 0.044	< 0.048	< 0.050	< 0.20	< 0.20	< 0.20	< 0.19	< 0.19	< 0.19	< 0.050	< 0.050	< 0.19	< 0.05	< 0.05	0.05 U	0.2 U	0.2 U	0.2 U	0.2 U	0.2 U	10 U	10 U	10 U	10 U	10 U	10 U	10 U
Dibenzo(a,h)anthracene	0.3	µg/L	< 0.1	< 0.1	< 0.1	< 0.1	< 0.1	< 0.10	< 0.10	< 0.10	< 0.10	< 0.19	< 0.19	< 0.098	< 0.11	< 0.11	< 0.20	< 0.20	< 0.20	< 0.19	< 0.19	< 0.19	< 0.10	< 0.10	< 0.19	< 0.1	< 0.1	0.1 U	0.2 U	0.2 U	0.2 U	0.2 U	0.2 U	10 U	10 U	10 U	10 U	10 U	10 U	10 U
Dibenzofuran	1	µg/L	--	--	--	--	--	--	--	--	--	--	--	--	--	--	--	--	--	--	--	--	--	--	--	--	--	--	10 U	0.2 U	0.2 U	0.2 U	0.2 U	10 U	10 U	10 U	10 U	10 U	10 U	10 U
Fluoranthene	1,000	µg/L	< 0.1	< 0.1	< 0.1	< 0.1	< 0.1	< 0.10	< 0.10	< 0.10	< 0.10	< 0.19	< 0.19	< 0.098	< 0.11	< 0.11	< 0.20	< 0.20	< 0.20	< 0.19	< 0.19	< 0.19	< 10	< 10	< 0.19	< 10	< 10	10 U	0.2 U	0.2 U	0.2 U	0.2 U	0.2 U	10 U	10 U	10 U	10 U	10 U	10 U	10 U
Fluorene	1,000	µg/L	< 0.1	< 0.1	< 0.1	< 0.1	< 0.1	< 0.10	< 0.10	< 0.10	< 0.10	< 0.19	< 0.19	< 0.098	< 0.11	< 0.11	< 0.20	< 0.20	< 0.20	< 0.19	< 0.19	< 0.19	< 10	< 10	< 0.19	< 10	< 10	10 U	0.2 U	0.2 U	0.2 U	0.2 U	0.2 U	10 U	10 U	10 U	10 U	10 U	10 U	10 U
Indeno(1,2,3-cd)pyrene	0.4	µg/L	< 0.05	< 0.05	< 0.05	< 0.05	< 0.05	< 0.050	< 0.050	< 0.050	< 0.050	< 0.19	< 0.19	< 0.098	< 0.11	< 0.11	< 0.20	< 0.20	< 0.20	< 0.19	< 0.19	< 0.19	< 0.050	< 0.050	< 0.19	< 0.05	< 0.05	0.05 U	0.2 U	0.2 U	0.2 U	0.2 U	0.2 U	10 U	10 U	10 U	10 U	10 U	10 U	10 U
Naphthalene	20	µg/L	< 0.5	< 0.5	< 0.5	< 0.5	< 0.5	< 500	< 0.50	< 0.50	**1.4**	<0.19	**0.52**	< 0.098	< 0.11	< 0.11	< 0.20	**1.8**	< 0.20	**0.048 J**	**0.43 B**	**0.075 J**	< 10	< 10	0.075 J	< 10	< 10	10 U	0.2 U	0.2 U	0.2 U	0.2 U	0.2 U	10 U	10 U	10 U	10 U	10 U	10 U	10 U
Phenanthrene	10	µg/L	< 0.05	< 0.05	< 0.05	< 0.05	< 0.05	< 0.50	< 0.050	< 0.050	< 0.050	< 0.19	< 0.19	< 0.098	< 0.11	< 0.11 *	< 0.20	< 0.20	< 0.20	< 0.19	< 0.19	< 0.19	< 10	< 10	< 0.19	< 10	< 10	10 U	0.2 U	0.2 U	0.2 U	0.2 U	0.2 U	10 U	10 U	10 U	10 U	10 U	10 U	10 U
Pyrene	1,000	µg/L	< 0.05	**0.058**	< 0.05	**0.051**	< 0.05	< 0.050	< 0.050	< 0.050	< 0.050	< 0.19	< 0.19	< 0.098	< 0.11	< 0.11	< 0.20	< 0.20	< 0.20	< 0.19	< 0.19	< 0.19	< 10	< 10	< 0.19	< 10	< 10	10 U	0.2 U	0.2 U	0.2 U	0.2 U	0.2 U	10 U	10 U	10 U	10 U	10 U	10 U	10 U
Inorganic Compounds																																							
Aluminum (fume or dust)	*	mg/L	--	--	--	--	--	--	--	--	--	--	--	--	--	--	--	--	--	--	--	--	--	--	--	--	--	--	0.2 U	0.2 U	0.2 U	0.2 U	0.2 U	0.2 U	0.2 U	**0.058 B**	0.2 U	0.2 U	0.2 U	**0.029 B**
Antimony	0.01	mg/L	< 0.006	< 0.006	< 0.006	< 0.006	< 0.02	< 0.0200	< 0.0200	< 0.0200	< 0.0200	< 0.020	< 0.020	< 0.0053	< 0.0053	< 0.0053	< 0.020	< 0.020	< 0.020	< 0.020	< 0.020	< 0.020	< 0.0200	< 0.0200	< 0.020	< 0.02	< 0.02	0.02 U	0.01 U	0.006 U	0.02 U	0.006 U	0.02 U	0.02 U	0.02 U	0.020 U	0.02 U	0.02 U	0.02 U	0.02 U
Arsenic	0.05	mg/L	< 0.05	< 0.05	< 0.05	< 0.05	< 0.05	< 0.0500	< 0.0500	< 0.0500	< 0.0500	< 0.020	< 0.020	< 0.0046	< 0.0046	< 0.0046	< 0.020	< 0.020	< 0.020	< 0.010	< 0.010	< 0.010	<0.0500	<0.0500	< 0.010	< 0.05	< 0.05	0.05 U	0.01 U	0.01 U	0.01 U	0.01 U	0.01 U	0.01 U	0.01 U	0.010 U	0.01 U	0.01 U	0.01 U	0.01 U
Barium	2	mg/L	**0.0944**	**0.0788**	**0.0841**	**0.0944**	**0.0969**	**0.0854**	**0.0847**	**0.084**	**0.0759**	**0.066**	**0.063**	**0.035**	**0.062**	**0.072**	**0.073**	**0.081**	**0.07**	**0.072**	**0.072**	**0.07**	**0.0783**	**0.0756**	**0.07**	**0.0609**	**0.0656**	**0.073**	0.2 U	**0.0589**	**0.069**	**0.07**	**0.072**	**0.06**	**0.05**	**0.065**	**0.066**	**0.066**	**0.063**	**0.061**
Beryllium	0.004	mg/L	< 0.004	< 0.004	< 0.004	< 0.004	< 0.01	< 0.0100	< 0.0100	< 0.0100	< 0.0100	< 0.0040	< 0.0040	< 0.00020	< 0.00020	**0.00028 JB**	< 0.0040	< 0.0040	< 0.0040	< 0.0040	< 0.0040	< 0.0040	< 0.0100	< 0.0100	< 0.0040	< 0.010	< 0.010	0.01 U	0.005 U	0.004 U	0.004 U	0.004 U	0.004 U	0.004 U	0.004 U	0.0040 U	**0.00057 B**	0.004 U	0.004 U	0.004 U
Cadmium	0.005	mg/L	< 0.005	< 0.005	< 0.005	< 0.005	< 0.005	< 0.0050	< 0.0050	< 0.0050	< 0.0050	< 0.0050	< 0.0050	< 0.0020	< 0.0020	< 0.0020	< 0.0050	< 0.0050	< 0.0050	< 0.0050	< 0.0050	< 0.0050	< 0.0050	< 0.0050	< 0.0050	< 0.005	< 0.005	0.005 U	0.002 U	0.005 U	0.005 U	0.005 U	0.005 U	0.005 U	0.005 U	0.0050 U	0.005 U	0.005 U	0.005 U	0.005 U
Calcium metal	*	mg/L	--	--	--	--	--	--	--	--	--	--	--	--	--	--	--	--	--	--	--	--	--	--	--	--	--	--	**29.4**	**31.6**	**33**	**34**	**37**	**30**	**30**	**33**	**32**	**33**	**33**	**33**
Chromium	0.1	mg/L	< 0.01	< 0.01	< 0.01	< 0.01	< 0.01	< 0.0100	< 0.0100	< 0.0100	< 0.0100	**0.010**	< 0.010	**0.022**	< 0.0012	< 0.0012	**0.028**	**0.2**	< 0.010	**0.0015 J**	< 0.010	**0.0037 J**	< 0.0100	< 0.0100	0.0037 J	< 0.010	< 0.010	0.01 U	0.005 U	0.01 U	0.01 U	0.01 U	0.01 U	0.01 U	0.01 U	0.010 U	0.01 U	0.01 U	0.01 UN	0.01 U
Cobalt	*	mg/L	--	--	--	--	--	--	--	--	--	--	--	--	--	--	--	--	--	--	--	--	--	--	--	--	--	--	0.007 U	0.01 U	0.01 U	0.01 U	0.01 U	0.01 U	0.01 U	0.010 U	0.01 U	0.01 U	**0.0021 B**	0.01 U
Copper	1.3	mg/L	< 0.01	< 0.01	< 0.01	< 0.01	< 0.01	< 0.0100	< 0.0100	< 0.0100	< 0.0100	< 0.020	< 0.020	< 0.0019	< 0.0019	**0.0028 JB**	**0.0023 J**	< 0.020	< 0.020	**0.0028 J**	< 0.020	< 0.020	< 0.0100	< 0.0100	< 0.020	< 0.010	< 0.010	0.01 U	0.025 U	0.02 U	0.02 U	0.02 U	0.02 U	0.02 U	0.02 U	0.020 U	0.02 U	0.02 U	0.02 UN	0.02 U
Cyanide	0.2	mg/L	< 0.01	< 0.01	< 0.01	< 0.01	< 0.01	< 0.010	< 0.010	< 0.010	< 0.010	< 0.010	< 0.010	< 0.0050	**0.0068 J**	< 0.0050	< 0.010	< 0.010	< 0.010	< 0.010	< 0.010	< 0.010	< 0.010	< 0.010	< 0.010	< 0.010	< 0.002	0.01 U	0.01 U	0.01 U	0.01 U	0.01 U	0.01 U	0.015 U	0.015 U	0.010 U	0.01 U	0.01 U	0.01 U	0.01 U
Lead	0.015	mg/L	< 0.01	< 0.01	< 0.01	< 0.01	< 0.01	< 0.0100	< 0.0100	< 0.0100	< 0.0100	< 0.010	< 0.010	< 0.0040	< 0.0040	< 0.0040	< 0.010	< 0.010	< 0.010	< 0.0050	< 0.0050	< 0.0050	< 0.0100	< 0.0100	< 0.0050	< 0.010	< 0.010	0.01 U	0.003 U	0.005 U	0.005 U	0.005 U	0.005 U	0.005 U	0.005 U	0.0050 U	**0.0033 B**	0.005 U	**0.002 B**	0.005 U
Magnesium	*	mg/L	--	--	--	--	--	--	--	--	--	--	--	--	--	--	--	--	--	--	--	--	--	--	--	--	--	--	**20.4**	**21.1**	**22**	**22**	**24**	**19**	**20**	**22**	**22**	**23**	**24**	**24**
Mercury	0.002	mg/L	< 0.0002	< 0.0002	< 0.0002	< 0.0002	< 0.0002	< 0.00020	< 0.00020	< 0.00020	< 0.00020	< 0.00020	< 0.00020	< 0.000091	< 0.000091	< 0.000091	< 0.00020	< 0.00020	< 0.00020	< 0.00020	< 0.00020	< 0.00020	< 0.00020	< 0.00020	< 0.00020	< 0.0002	< 0.0002	0.0002 U	0.0002 U	0.0002 U	0.0002 U	0.0002 U	0.0002 U	0.0002 U	0.0002 U	0.00020 U	0.0002 U	0.0002 U	0.0002 U	0.00020 U
Nickel	0.1	mg/L	< 0.02	< 0.02	< 0.02	< 0.02	< 0.02	< 0.0200	< 0.0200	< 0.0200	< 0.0200	< 0.040	< 0.040	< 0.0023	< 0.0023	< 0.0023	< 0.040	< 0.040	< 0.040	< 0.040	< 0.040	**0.0021 J**	< 0.0200	< 0.0200	0.0021 J	< 0.02	< 0.02	0.02 U	0.04 U	0.04 U	0.04 U	0.04 U	0.04 U	0.04 U	0.04 U	0.040 U	0.04 U	0.04 U	0.04 U	0.04 U
Potassium	*	mg/L	--	--	--	--	--	--	--	--	--	--	--	--	--	--	--	--	--	--	--	--	--	--	--	--	--	--	5 U	1 U	1 U	1 U	1 U	**1**	**0.9**	**0.87 B**	**0.92 B**	**0.9 B**	**0.86 B**	**1.1**
Selenium	0.05	mg/L	< 0.02	< 0.02	< 0.02	< 0.02	< 0.02	< 0.0200	< 0.0200	< 0.0200	< 0.0200	< 0.020	< 0.020	< 0.0064	< 0.0064	< 0.0064	< 0.020	< 0.020	< 0.020	< 0.010	< 0.010	< 0.010	< 0.0200	< 0.0200	< 0.010	< 0.02	< 0.02	0.02 U	0.005 U	0.01 U	0.01 U	0.01 U	0.01 U	0.01 U	0.01 U	0.010 U	0.01 U	0.01 U	0.01 U	0.01 U
Sodium	*	mg/L	--	--	--	--	--	--	--	--	--	--	--	--	--	--	--	--	--	--	--	--	--	--	--	--	--	--	**40.8**	**47**	**46**	**49**	**47**	**44**	**44**	**46**	**49**	**44**	**45**	**46**
Thallium	0.002	mg/L	< 0.002	< 0.002	< 0.002	< 0.002	< 0.02	< 0.0200	< 0.0200	< 0.0200	< 0.0200	< 0.0010	< 0.0010	< 0.00025	< 0.00025	< 0.00025	< 0.0010	< 0.0010	< 0.0010	< 0.0010	< 0.0010	< 0.0010	< 1.00	< 1.00	< 0.0010	< 1.00	< 1	0.001 U	0.001 U	0.001 U	0.002 U	0.001 U	0.001 U	0.002 U	0.002 U	0.0020 UWN	0.002 UWN	0.002 U	0.002 U	0.002 UW
Vanadium (fume or dust)	0.2	mg/L	< 0.01	< 0.01	< 0.01	< 0.01	< 0.01	< 0.0100	< 0.0100	< 0.0100	< 0.0100	< 0.010	< 0.010	< 0.0024	< 0.0024	< 0.0024	< 0.010	< 0.010	< 0.010	**0.0023 J**	**0.0019 J**	< 0.010	< 0.0100	< 0.0100	< 0.010	< 0.010	< 0.010	0.01 U	0.007 U	0.01 U	0.01 U	0.01 U	0.01 U	0.01 U	0.01 U	0.010 U	**0.0023 B**	**0.0027 B**	0.01 U	**0.0023 B**
Zinc	2	mg/L	< 0.02	< 0.02	< 0.02	< 0.02	< 0.02	< 0.0200	< 0.0200	< 0.0200	< 0.0200	< 0.020	< 0.020	< 0.0087	< 0.0087	< 0.0087	< 0.020	< 0.020	< 0.020	< 0.020	**0.016 J**	< 0.020	< 0.0200	< 0.0200	< 0.020	< 0.02	< 0.02	0.02 U	0.02 U	0.02 U	0.02 U	0.02 U	0.02 U	**0.02**	0.02 UJ	0.020 U	0.02 U	0.02 U	**0.0091 B**	**0.013 B**

Notes:
* - Not a HSRA regulated compound
ISCO - *in-situ* chemical oxidation

Data Qualifier Defintions:
-- - Not analyzed
B (Inorganics) - Estimated analyte concentration
D - Analyte concentration reported from secondary dilution
DB - Analyte concentration reported from secondary dilution; analyte detected in method blank
H - Holding time exceeded for sample
J - Estimated analyte concentration
JB (Organic) - Estimated analyte concentration; analyte detected in method blank
Bold = Exceeds the laboratory detection limit
Bold and shaded - Analyte concentration exceeds the Type 1 RRS
JM (Organic) - Estimated analyte concentration; spike sample recovery outside control limits
M (Organic) - Spike sample recovery outside control limits
N - Spike sample recovery outside of control limits
R - Sample data results rejected due to deficiencies in the ability to meet quality control standards
RRS - Risk Reduction Standard
< - Analyte not detected at referenced detection limit
UJ - Analyte not detected; low method bias and/or matrix interference
UN - Analyte not detected; spiked sample recovery outside of control limits
UR - Analyte not detected; data rejected
UWN - Analyte not detected; post digestion spike and spike sample recovery outside control limits

Appendix E-1
Summary of Historical Groundwater Sampling Data - Alluvium, Galliard, and Saprolite Monitoring Wells
January 2001 through July 2017
Atlanta Gas Light Company
Former Manufactured Gas Plant Site
Augusta, Georgia

Chemical Name	Type 1 Risk Reduction Standard	Location ID	MW-22																																		
		Sample Date	7/26/2017	1/25/2017	7/27/2016	1/20/2016	7/28/2015	1/13/2015	7/14/2014	1/9/2014	7/8/2013	1/8/2013	7/23/2012	1/16/2012	7/5/2011	1/18/2010	7/15/2010	1/5/2010	7/21/2009	07/09 DUP	1/13/2009	7/22/2008	1/8/2008	8/21/2007**	7/11/2007	2/15/2007	7/11/2006	1/15/2006	7/19/2005	7/13/2004	1/21/2004	7/15/2003	1/20/2003	7/11/2002	1/22/2002	7/10/2001	1/18/2001
		Unit	Post-ISCO																										Pre-ISCO								
Field Parameters																																					
Conductivity	*	mS/cm	0.244	0.213	0.245	0.195	233	0.196	0.174	0.177	0.214	0.237	0.289	0.354	0.307	2.43	0.297	0.254	0.301	0.301	1.06	0.433	0.490	0.38	0.338	0.413	0.378	--	--	--	--	--	--	--	--	--	--
Dissolved Oxygen (YSI)	*	mg/L	0.41	1.83	0.53	1.43	0.6	2.08	0.64	2.67	0.63	1.69	0.5	1.33	1.10	6.43	0.65	2.4	3.74	3.74	6.1	0.43	1.50	0.24	0.77	3.31	3.58	--	--	--	--	--	--	--	--	--	--
Oxidation Reduction Potential	*	mV	133	2.7	92.6	-4.3	293.2	-22.3	17.8	87.0	68.2	84.8	75.3	72.8	124.3	108	147	-13.9	143.5	143.5	120.8	159.4	101.1	56.9	162.9	162	209.3	--	--	--	--	--	--	--	--	--	--
pH	*	SU	6.27	6.3	6.11	6.66	6.32	6.13	6.69	6.39	6.28	6.42	6.23	6.31	5.69	0.366	6.09	6.5	6.43	6.43	0.377	6.09	6.18	6.15	6.15	6.24	6.21	--	--	--	--	--	--	--	--	--	--
Temperature	*	Celsius	23.86	19.92	23.15	20.16	25.1	15.5	23	18.71	22.98	14.01	26.6	20.32	23.74	17.99	22.84	16.39	25.77	25.77	18.01	22.91	21.79	24.02	24.07	18.93	23.45	--	--	--	--	--	--	--	--	--	--
Turbidity	*	NTU	2.53	1.32	0.89	2.04	3.19	0.35	0.87	8.97	5.25	5.32	7.92	1.01	108	8.4	4.05	25.6	7.26	7.26	4.6	5.64	1.99	2.72	6.13	2.60	3.47	--	--	--	--	--	--	--	--	--	--
Monitored Natural Attenuation Parameters																																					
Carbon Dioxide	*	µg/L	--	--	--	--	--	59.7	69.2	117	117	40	52	780 B	680 B	710	--	610	410 *	690 *	600	750	< 1000	--	< 1000	--	140	--	--	--	--	--	--	--	--	--	--
Iron	*	mg/L	--	--	--	--	--	--	--	--	--	--	--	--	--	--	--	--	--	--	--	--	--	--	--	--	0.196	0.643	0.25	0.17	0.19	0.1	0.12	0.073	0.2	0.033 B	0.54
Iron, as Ferrous (Fe+2)	*	mg/L	--	--	--	--	--	< 0.100	< 0.100	<0.100	<0.100	< 0.10 HF	< 0.025 HF	< 0.025 HF	< 0.025 HF	0.082 JHF	--	< 0.10 HF	< 0.10 HF	< 0.10 HF	< 0.10 HF	< 0.10	< 0.10	--	0.33	< 0.1	0.1 U	--	--	--	--	--	--	--	--	--	--
Manganese, Total	*	mg/L	--	--	--	--	--	--	--	--	--	--	--	--	--	--	--	--	--	--	--	--	--	--	--	--	0.005 U	0.0167	0.01 U	0.04	0.13	0.04 UJ	0.087	0.035	0.15	0.0081 B	0.038
Manganese, Dissolved	*	mg/L	--	--	--	--	--	--	--	--	--	--	--	--	--	--	--	--	--	--	--	--	--	--	--	--	0.005 U	--	--	--	--	--	--	--	--	--	--
Methane	*	µg/L	--	--	--	--	--	< 4	180	<4	<4	1.2	0.65	< 0.29	0.50 J	0.33	--	1.1	0.29	0.25	0.29	0.13	2.2	--	13	0.23	2,400	--	--	--	--	--	--	--	--	--	--
Nitrate	*	mg/L	--	--	--	--	--	0.63	< 0.25	0.85	0.28	0.93	1.1	0.74	0.90	3.8	--	4.3	5.4	5.4	2.7	12	1.9	--	1.6	3.0	2.3	--	--	--	--	--	--	--	--	--	--
Nitrogen	*	mg/L	--	--	--	--	--	--	--	--	--	--	--	--	--	--	--	--	--	--	--	--	--	--	--	--	15	--	--	--	--	--	--	--	--	--	--
Nitrogen, ammonia (as N)	*	mg/L	--	--	--	--	--	--	--	--	--	--	--	--	--	--	--	--	--	--	--	--	--	--	--	--	0.2 U	--	--	--	--	--	--	--	--	--	--
Oxygen	*	mg/L	--	--	--	--	--	8.02 H	8.04 H	6.18 H	7.24 H	6.4	4.8	1.2	1.5	1.3	--	1.5	1.4	1.7	1.1	1.2	3.1	--	5.0	4.6	1.4	--	--	--	--	--	--	--	--	--	--	--
Sulfate	*	mg/L	--	--	--	--	--	24	2.6	26	20	31	52	64	54	62	--	47	47	47	64	66	99	--	66	63	60	--	--	--	--	--	--	--	--	--	--
Sulfide	*	mg/L	--	--	--	--	--	--	--	--	--	--	--	--	--	--	--	--	--	--	--	--	--	--	--	--	2 U	--	--	--	--	--	--	--	--	--	--
Volatile Organic Compounds																																					
Acetone	4,000	µg/L	< 50	< 50	< 50	< 50	< 50	< 50	< 50	< 50	< 50	< 100	< 5.0	< 5.0	< 5.0	< 5.0	< 100	< 100	< 100	< 100	< 100	< 100	< 50	< 50	--	< 50	50 U	10 U	25 U	25 U	25 U	**44**	25 U	25 U	25 U	25 U	25 U
Benzene	5	µg/L	< 5.0	< 5.0	< 5.0	< 5.0	< 5.0	< 5.0	< 5.0	< 5.0	< 5.0	< 5.0	< 0.25	< 0.25	< 0.25	< 0.25	< 5.0	< 5.0	< 5.0	< 5.0	< 5.0	< 5.0	< 5.0	< 5.0	--	< 5	5 U	1.0 U	1.0 U	1.0 U	1.0 U	1.0 U	**0.12 J**	1.0 U	1.0 U	1.0 U	1.0 U
Carbon Disulfide	4,000	µg/L	< 5.0	< 5.0	< 5.0	< 5.0	< 5.0	< 5.0	< 5.0	< 5.0	< 5.0	< 5.0	< 0.60	< 0.60	< 0.60 *	< 0.60	< 5.0	< 5.0	< 5.0	< 5.0	< 5.0	< 5.0	< 5.0	< 5.0	--	< 5	5 U	1.0 U	1.0 U	1.0 U	1.0 U	1.0 U	1.0 U	1.0 U	1.0 U	**0.36 J**	1.0 U
Ethylbenzene	700	µg/L	< 5.0	< 5.0	< 5.0	< 5.0	< 5.0	< 5.0	< 5.0	< 5.0	< 5.0	< 5.0	< 0.11	< 0.11	< 0.11	< 0.11	< 5.0	< 5.0	< 5.0	< 5.0	< 5.0	< 5.0	< 5.0	< 5.0	--	< 5	5 U	1.0 U	1.0 U	1.0 U	1.0 U	1.0 U	1.0 U	1.0 U	1.0 U	1.0 U	1.0 U
Methylene Chloride	5	µg/L	< 5.0	< 5.0	< 5.0	< 5.0	< 5.0	< 5.0	< 5.0	< 5.0	< 5.0	< 5.0	< 1.0	< 1.0	**3.2 J B ***	< 1.0	< 5.0	< 5.0	< 5.0	< 5.0	< 5.0	< 5.0	< 5.0	< 5.0	--	< 5	5 U	1.0 U	5.0 U	5.0 U	5.0 U	5.0 U	**0.51 J**	**0.28 J**	5.0 U	5.0 U	5.0 U
Toluene	1,000	µg/L	< 5.0	< 5.0	< 5.0	< 5.0	< 5.0	< 5.0	< 5.0	< 5.0	< 5.0	< 5.0	< 0.33	< 0.33	< 0.33	< 0.33	< 5.0	< 5.0	< 5.0	< 5.0	< 5.0	< 5.0	< 5.0	< 5.0	--	< 5	5 U	1.0 U	1.0 U	1.0 U	1.0 U	1.0 U	1.0 U	1.0 U	1.0 U	1.0 U	1.0 U
Trichloroethylene	5	µg/L	< 5.0	< 5.0	< 5.0	< 5.0	< 5.0	< 5.0	< 5.0	< 5.0	< 5.0	< 5.0	< 0.13	< 0.13	< 0.13	< 0.13	< 5.0	< 5.0	< 5.0	< 5.0	< 5.0	< 5.0	< 5.0	< 5.0	--	< 5	5 U	1.0 U	1.0 U	1.0 U	1.0 U	1.0 U	1.0 U	1.0 U	1.0 U	1.0 U	1.0 U
Xylenes, total	2,000	µg/L	< 5.0	< 5.0	< 5.0	< 5.0	< 5.0	< 5.0	< 5.0	< 5.0	< 5.0	< 5.0	< 0.20	< 0.20	< 0.20	< 0.20	< 5.0	< 5.0	< 5.0	< 5.0	< 5.0	< 5.0	< 5.0	< 5.0	--	< 5	5 U	2.0 U	2.0 U	2.0 U	2.0 U	2.0 U	2.0 U	2.0 U	2.0 U	2.0 U	2.0 U
Semivolatile Organic Compounds																																					
2-Methylnaphthalene	*	µg/L	--	--	--	--	--	--	--	--	--	--	--	--	--	--	--	--	--	--	--	--	--	--	--	--	--	0.2 U	0.2 U	0.2 U	0.2 U	10 U	10 U	10 U	10 U	10 U	10 U
Acenaphthene	2,000	µg/L	< 0.5	< 0.5	< 0.5	< 0.5	< 0.5	< 0.50	< 0.50	< 0.50	< 0.50	< 0.22	< 0.097	< 0.095	< 0.11	< 0.098	< 0.19	< 0.19	< 0.19	< 0.19	< 0.19	< 0.19	< 10	--	< 10	< 10	10 U	0.2 U	0.2 U	0.2 U	0.2 U	10 U	10 U	10 U	10 U	10 U	10 U
Acenaphthylene	10	µg/L	< 1.0	< 1.0	< 1.0	< 1.0	< 1.0	< 1.0	< 1.0	< 1.0	< 1.0	< 0.22	< 0.097	< 0.095	< 0.11	< 0.098	< 0.19	< 0.19	< 0.19	< 0.19	< 0.19	< 0.19	< 10	--	< 10	< 10	10 U	0.2 U	0.2 U	0.2 U	0.2 U	10 U	10 U	10 U	10 U	10 U	10 U
Anthracene	10	µg/L	< 0.05	< 0.05	< 0.05	< 0.05	< 0.05	< 0.050	< 0.050	< 0.050	< 0.050	< 0.22	< 0.097	< 0.095	< 0.11	< 0.098	< 0.19	< 0.19	< 0.19	< 0.19	< 0.19	< 0.19	< 10	--	< 10	< 10	10 U	0.2 U	0.2 U	0.2 U	0.2 U	10 U	10 U	10 U	10 U	10 U	10 U
Benz(a)anthracene	0.1	µg/L	< 0.05	< 0.05	< 0.05	< 0.05	< 0.05	< 0.050	< 0.050	< 0.050	< 0.050	< 0.22	< 0.097	< 0.095	< 0.11	< 0.098	< 0.19	< 0.19	< 0.19	< 0.19	< 0.19	< 0.19	< 0.050	--	< 0.05	< 0.05	0.05 U	0.2 U	0.2 U	0.2 U	0.2 U	10 U	10 U	10 U	10 U	10 U	10 U
Benzo(a)pyrene	0.2	µg/L	< 0.05	< 0.05	< 0.05	< 0.05	< 0.05	< 0.050	< 0.050	< 0.050	< 0.050	< 0.22	< 0.097	< 0.095	< 0.11	< 0.098	< 0.19	< 0.19	< 0.19	< 0.19	< 0.19	< 0.19	< 0.050	--	< 0.05	< 0.05	0.05 U	0.2 U	0.2 U	0.2 U	0.2 U	10 U	10 U	10 U	10 U	10 U	10 U
Benzo(b)fluoranthene	0.2	µg/L	< 0.1	< 0.1	< 0.1	< 0.1	< 0.1	< 0.10	< 0.10	< 0.10	< 0.10	< 0.22	< 0.097	< 0.095	< 0.11	< 0.098	< 0.19	< 0.19	< 0.19	< 0.19	< 0.19	< 0.19	< 0.10	--	< 0.1	< 0.1	0.1 U	0.2 U	0.2 U	0.2 U	0.2 U	10 U	10 U	10 U	10 U	10 U	10 U
Benzo(g,h,i)perylene	10	µg/L	< 0.1	< 0.1	< 0.1	< 0.1	< 0.1	< 0.10	< 0.10	< 0.10	< 0.10	< 0.22	< 0.097	< 0.095	< 0.11	< 0.098	< 0.19	< 0.19	< 0.19	< 0.19	< 0.19	< 0.19	< 10	--	< 10	< 10	10 U	0.2 U	0.2 U	0.2 U	0.2 U	10 U	10 U	10 U	10 U	10 U	10 U
Benzo(k)fluoranthene	10	µg/L	< 0.05	< 0.05	< 0.05	< 0.05	< 0.05	< 0.050	< 0.050	< 0.050	< 0.050	< 0.22	< 0.097	< 0.095	< 0.11	< 0.098	< 0.19	< 0.19	< 0.19	< 0.19	< 0.19	< 0.19	< 10	--	< 10	< 10	10 U	0.2 U	0.2 U	0.2 U	0.2 U	10 U	10 U	10 U	10 U	10 U	10 U
Chrysene	0.2	µg/L	< 0.05	< 0.05	< 0.05	< 0.05	< 0.05	< 0.050	< 0.050	< 0.050	< 0.050	< 0.22	< 0.044	< 0.043	< 0.049	< 0.044	< 0.19	< 0.19	< 0.19	< 0.19	< 0.19	< 0.19	< 0.050	--	< 0.05	< 0.05	0.05 U	0.2 U	0.2 U	0.2 U	0.2 U	10 U	10 U	10 U	10 U	10 U	10 U
Dibenzo(a,h)anthracene	0.3	µg/L	< 0.1	< 0.1	< 0.1	< 0.1	< 0.1	< 0.10	< 0.10	< 0.10	< 0.10	< 0.22	< 0.097	< 0.095	< 0.11	< 0.098	< 0.19	< 0.19	< 0.19	< 0.19	< 0.19	< 0.19	< 0.10	--	< 0.1	< 0.1	0.1 U	0.2 U	0.2 U	0.2 U	0.2 U	10 U	10 U	10 U	10 U	10 U	10 U
Dibenzofuran	1	µg/L	--	--	--	--	--	--	--	--	--	--	--	--	--	--	--	--	--	--	--	--	--	--	--	--	--	1.0 U	0.2 U	0.2 U	0.2 U	10 U	10 U	10 U	10 U	10 U	10 U
Fluoranthene	1,000	µg/L	< 0.1	< 0.1	< 0.1	< 0.1	< 0.1	< 0.10	< 0.10	< 0.10	< 0.10	< 0.22	< 0.097	< 0.095	< 0.11	< 0.098	< 0.19	< 0.19	< 0.19	< 0.19	< 0.19	< 0.19	< 10	--	< 10	< 10	10 U	0.2 U	0.2 U	0.2 U	0.2 U	10 U	10 U	10 U	10 U	10 U	10 U
Fluorene	1,000	µg/L	< 0.1	< 0.1	< 0.1	< 0.1	< 0.1	< 0.10	< 0.10	< 0.10	< 0.10	< 0.22	< 0.097	< 0.095	< 0.11	< 0.098	< 0.19	< 0.19	< 0.19	< 0.19	< 0.19	< 0.19	< 10	--	< 10	< 10	10 U	0.2 U	0.2 U	0.2 U	0.2 U	10 U	10 U	10 U	10 U	10 U	10 U
Indeno(1,2,3-cd)pyrene	0.4	µg/L	< 0.05	< 0.05	< 0.05	< 0.05	< 0.05	< 0.050	< 0.050	< 0.050	< 0.050	< 0.22	< 0.097	< 0.095	< 0.11	< 0.098	< 0.19	< 0.19	< 0.19	< 0.19	< 0.19	< 0.19	< 0.050	--	< 0.05	< 0.05	0.05 U	0.2 U	0.2 U	0.2 U	0.2 U	10 U	10 U	10 U	10 U	10 U	10 U
Naphthalene	20	µg/L	< 0.5	< 0.5	< 0.5	< 0.5	< 0.5	**2.8**	< 0.50	**1.6**	< 0.50	< 0.22	< 0.097	< 0.095	< 0.11	**0.5**	< 0.19	< 0.19	< 0.19	< 0.19	0.10 J	< 0.19	< 10	--	< 10	< 10	10 U	0.2 U	0.2 U	0.2 U	0.2 U	10 U	10 U	10 U	10 U	10 U	10 U
Phenanthrene	10	µg/L	< 0.05	< 0.05	< 0.05	< 0.05	< 0.05	< 0.50	< 0.050	**0.092**	< 0.050	< 0.22	< 0.097	< 0.095	< 0.11	< 0.098	< 0.19	< 0.19	< 0.19	< 0.19	< 0.19	< 0.19	< 10	--	< 10	< 10	10 U	0.2 U	0.2 U	0.2 U	0.2 U	10 U	10 U	10 U	10 U	10 U	10 U
Pyrene	1,000	µg/L	< 0.05	< 0.05	< 0.05	< 0.05	< 0.05	< 0.050	< 0.050	< 0.050	< 0.050	< 0.22	< 0.097	< 0.095	< 0.11	< 0.098	< 0.19	< 0.19	< 0.19	< 0.19	< 0.19	< 0.19	< 10	--	< 10	< 10	10 U	0.2 U	0.2 U	0.2 U	0.2 U	10 UJ	10 U	10 U	10 U	10 U	10 U
Inorganic Compounds																																					
Aluminum (fume or dust)	*	mg/L	--	--	--	--	--	--	--	--	--	--	--	--	--	--	--	--	--	--	--	--	--	--	--	--	--	**0.742**	**0.335**	0.2 U	0.2 U	0.2 U	**0.11 B**	**0.051 B**	**0.22**	0.2 U	**0.32**
Antimony	0.01	mg/L	< 0.006	< 0.006	< 0.006	< 0.006	< 0.02	< 0.0200	< 0.0200	< 0.0200	< 0.0200	< 0.020	< 0.0053	< 0.0053	< 0.0053	< 0.0053	< 0.020	< 0.020	< 0.020	< 0.020	< 0.020	< 0.020	< 0.0200	--	< 0.02	< 0.02	0.02 U	0.01 U	0.006 U	0.006 U	0.02 U	0.02 U	0.02 U	0.02 U	0.02 U	0.02 U	0.02 U
Arsenic	0.05	mg/L	< 0.05	< 0.05	< 0.05	< 0.05	< 0.05	< 0.0500	< 0.0500	< 0.0500	< 0.0500	< 0.020	< 0.0046	< 0.0046	< 0.0046	< 0.0046	< 0.020	< 0.020	< 0.020	< 0.020	< 0.010	< 0.010	<0.0500	--	< 0.05	< 0.05	0.05 U	0.01 U	0.01 U	0.01 U	0.01 U	0.01 U	0.01 U	0.01 U	0.01 U	0.01 U	0.01 U
Barium	2	mg/L	**0.0337**	**0.0284**	**0.0404**	**0.0347**	**0.0349**	**0.0300**	< 0.0200	**0.0322**	**0.0322**	**0.031**	**0.038**	**0.050**	**0.049**	**0.052**	**0.044**	**0.042**	**0.039**	**0.051**	**0.042**	**0.05**	**0.0712**	--	**0.0767**	**0.0505**	**0.0563**	0.2 U	**0.0656**	**0.065**	**0.065**	**0.05**	**0.056**	**0.058**	**0.061**	**0.053**	**0.056**
Beryllium	0.004	mg/L	< 0.004	< 0.004	< 0.004	< 0.004	< 0.01	< 0.0100	< 0.0100	< 0.0100	< 0.0100	< 0.0040	< 0.00020	< 0.00020	< 0.00020	< 0.00020	< 0.0040	< 0.0040	< 0.0040	< 0.0040	< 0.0040	< 0.0040	< 0.0100	--	< 0.010	< 0.010	0.01 U	0.005 U	0.004 U	0.004 U	0.004 U	0.004 U	0.004 U	0.004 U	0.004 U	0.004 U	0.004 U
Cadmium	0.005	mg/L	< 0.005	< 0.005	< 0.005	< 0.005	< 0.005	< 0.0050	**0.0156**	< 0.0050	< 0.0050	< 0.0050	< 0.0020	< 0.0020	< 0.0020	< 0.0020	< 0.0050	< 0.0050	< 0.0050	< 0.0050	< 0.0050	< 0.0050	< 0.0050	--	< 0.005	< 0.005	0.005 U	0.002 U	0.005 U	0.005 U	0.005 U	0.005 UJ	0.005 U	0.005 U	0.005 U	0.005 U	0.005 U
Calcium metal	*	mg/L	--	--	--	--	--	--	--	--	--	--	--	--	--	--	--	--	--	--	--	--	--	--	--	--	--	**22**	**26.8**	**27**	**27**	**21**	**22**	**22**	**23**	**23**	**22**
Chromium	0.1	mg/L	< 0.01	< 0.01	< 0.01	< 0.01	< 0.01	< 0.0100	< 0.0100	< 0.0100	< 0.0100	< 0.010	< 0.0012	< 0.0012	**0.0028 J**	**0.0027 J**	< 0.010	< 0.010	< 0.010	< 0.010	< 0.010	< 0.010	< 0.0100	--	< 0.010	< 0.010	0.01 U	0.005 U	0.01 U	0.01 U	0.01 U	0.01 UJ	0.01 U	0.01 U	0.01 U	0.01 U	**0.0054 B**
Cobalt	*	mg/L	--	--	--	--	--	--	--	--	--	--	--	--	--	--	--	--	--	--	--	--	--	--	--	--	--	0.007 U	0.01 U	0.01 U	0.01 U	0.01 UJ	0.01 U	0.01 U	0.01 U	0.01 U	0.01 U
Copper	1.3	mg/L	< 0.01	< 0.01	< 0.01	< 0.01	< 0.01	< 0.0100	< 0.0100	< 0.0100	< 0.0100	< 0.020	< 0.0019	< 0.0019	< 0.0019	< 0.0019	< 0.020	< 0.020	< 0.020	< 0.020	< 0.020	< 0.020	< 0.0100	--	< 0.010	< 0.010	0.01 U	0.025 U	0.02 U	0.02 U	0.02 U	0.02 U	**0.0017 B**	**0.0014 B**	**0.00093 B**	0.02 U	**0.0013 B**
Cyanide	0.2	mg/L	< 0.01	< 0.01	< 0.01	< 0.01	< 0.01	< 0.010	< 0.010	< 0.010	< 0.010	< 0.010	< 0.0050	< 0.0050	**0.015**	< 0.0050	< 0.010	< 0.010	< 0.010	< 0.010	< 0.010	< 0.010	< 0.010	--	< 0.010	< 0.010	0.01 U	0.01 U	0.01 U	0.01 U	0.01 U	0.015 U	0.01 U	0.01 U	0.01 U	0.01 U	0.01 U
Lead	0.015	mg/L	< 0.01	< 0.01	< 0.01	< 0.01	< 0.01	< 0.0100	< 0.0100	< 0.0100	< 0.0100	< 0.010	< 0.0040	< 0.0040	< 0.0040	< 0.0040	< 0.010	< 0.010	< 0.010	< 0.010	< 0.0050	< 0.0050	< 0.0100	--	< 0.010	< 0.010	0.01 U	0.003 U	0.005 U	0.005 U	0.005 U	0.005 UJ	**0.0025 B**	0.005 U	0.005 U	0.005 U	0.005 U
Magnesium	*	mg/L	--	--	--	--	--	--	--	--	--	--	--	--	--	--	--	--	--	--	--	--	--	--	--	--	--	**25.7**	**32.4**	**32**	**33**	**27**	**28**	**30**	**30**	**30**	**29**
Mercury	0.002	mg/L	< 0.0002	< 0.0002	< 0.0002	< 0.0002	< 0.0002	< 0.00020	< 0.00020	< 0.00020	< 0.00020	< 0.00020	< 0.000091	< 0.000091	< 0.000091	< 0.000091	< 0.00020	< 0.00020	< 0.00020	< 0.00020	< 0.00020	< 0.00020	< 0.00020	--	< 0.0002	< 0.0002	0.0002 U	0.0002 U	0.0002 U	0.0002 U	0.0002 U	0.0002 U	**0.00013 B**	0.0002 U	0.0002 U	0.00020 U	0.00020 U
Nickel	0.1	mg/L	< 0.02	< 0.02	< 0.02	< 0.02	< 0.02	< 0.0200	< 0.0200	< 0.0200	< 0.0200	< 0.040	**0.0023 J**	< 0.0023	< 0.0023	< 0.0023	< 0.040	< 0.040	< 0.040	< 0.040	< 0.040	< 0.040	< 0.0200	--	< 0.02	< 0.02	0.02 U	0.04 U	0.04 U	0.04 U	0.04 U	0.04 UJ	0.04 U	0.04 U	0.04 U	0.04 U	0.04 U
Potassium	*	mg/L	--	--	--	--	--	--	--	--	--	--	--	--	--	--	--	--	--	--	--	--	--	--	--	--	--	5 U	1 U	1 U	1 U	**0.5**	**0.24 B**	**0.24 B**	**0.28 B**	**0.27 B**	**0.29 B**
Selenium	0.05	mg/L	< 0.02	< 0.02	< 0.02	< 0.02	< 0.02	< 0.0200	< 0.0200	< 0.0200	< 0.0200	< 0.020	< 0.0064	< 0.0064	< 0.0064	< 0.0064	< 0.020	< 0.020	< 0.020	< 0.020	< 0.010	< 0.010	< 0.0200	--	< 0.02	< 0.02	0.02 U	0.005 U	0.01 U	0.01 U	0.01 U	0.01 U	**0.0063 B**	0.01 U	0.01 U	**0.0063 B**	0.01 U
Sodium	*	mg/L	--	--	--	--	--	--	--	--	--	--	--	--	--	--	--	--	--	--	--	--	--	--	--	--	--	**31**	**45.5**	**41**	**40**	**47**	**40**	**42**	**39**	**41**	**43**
Thallium	0.002	mg/L	< 0.002	< 0.002	< 0.002	< 0.002	< 0.02	< 0.0200	< 0.0200	< 0.0200	< 0.0200	< 0.0010	< 0.00025	< 0.00025	**0.00026 J**	**0.00028 J**	< 0.0010	< 0.0010	< 0.0010	< 0.0010	< 0.0010	< 0.0010	< 1.00	--	< 1.00	< 1	0.001 U	0.001 U	0.001 U	0.001 U	0.001 U	0.002 U	0.002 UWN	0.002 UWN	0.002 U	.002 U	0.002 U
Vanadium (fume or dust)	0.2	mg/L	< 0.01	< 0.01	< 0.01	< 0.01	< 0.01	< 0.0100	< 0.0100	< 0.0100	< 0.0100	< 0.010	< 0.0024	< 0.0024	**0.0046 J**	**0.0038 J**	< 0.010	< 0.010	< 0.010	< 0.010	< 0.010	< 0.010	< 0.0100	--	**0.0140**	< 0.010	0.01 U	0.007 U	0.01 U	0.01 U	0.01 U	0.01 UJ	0.01 U	0.01 U	0.01 U	0.01 U	0.01 U
Zinc	2	mg/L	< 0.02	< 0.02	< 0.02	< 0.02	< 0.02	< 0.0200	**0.144**	< 0.0200	< 0.0200	< 0.020	< 0.0087	< 0.0087	**0.010 J**	**0.014 J**	< 0.020	< 0.020	< 0.020	< 0.020	< 0.020	< 0.020	< 0.0200	--	**0.0353**	< 0.02	0.02 U	0.02 U	**0.117 J**	0.02 U	**0.021**	**0.03**	0.02 U	0.02 U	0.02 U	0.02 U	0.02 U

Notes:
* - Not a HSRA regulated compound
ISCO - *in-situ* chemical oxidation

Data Qualifier Defintions:
-- - Not analyzed
B (Inorganics) - Estimated analyte concentration
D - Analyte concentration reported from secondary dilution
DB - Analyte concentration reported from secondary dilution; analyte detected in method blank
H - Holding time exceeded for sample
J - Estimated analyte concentration
JB (Organic) - Estimated analyte concentration; analyte detected in method blank
Bold = Exceeds the laboratory detection limit
Bold and shaded - Analyte concentration exceeds the Type 1 RRS
JM (Organic) - Estimated analyte concentration; spike sample recovery outside control limits
M (Organic) - Spike sample recovery outside control limits
N - Spike sample recovery outside of control limits
R - Sample data results rejected due to deficiencies in the ability to meet quality control standards
RRS - Risk Reduction Standard
< - Analyte not detected at referenced detection limit
UJ - Analyte not detected; low method bias and/or matrix interference
UN - Analyte not detected; spiked sample recovery outside of control limits
UR - Analyte not detected; data rejected
UWN - Analyte not detected; post digestion spike and spike sample recovery outside control limits

Appendix E-1
Summary of Historical Groundwater Sampling Data - Alluvium, Galliard, and Saprolite Monitoring Wells
January 2001 through July 2017
Atlanta Gas Light Company
Former Manufactured Gas Plant Site
Augusta, Georgia

Chemical Name	Type 1 Risk Reduction Standard	Location ID	MW-24		MW-25																		
		Sample Date	7/15/2010	10/4/2006	7/22/2009	1/13/2009	7/16/2008	1/8/2008	7/10/2007	2/14/2007	7/13/2006	1/11/2006	7/19/2005	1/19/2005	7/14/2004	1/21/2004	7/17/2003	1/20/2003	7/17/2002	1/22/2002	7/13/2001	7/13/2001	1/23/2001
		Unit	Post-ISCO		Post-ISCO								Pre-ISCO										
Field Parameters																							
Conductivity	*	mS/cm	0.501	0.52	0.820	4.52	0.848	0.839	0.731	0.89	0.83	--	--	--	--	--	--	--	--	--	--	--	--
Dissolved Oxygen (YSI)	*	mg/L	3.82	0.13	1.31	5.82	0.45	0.39	0.32	1.48	0.18	--	--	--	--	--	--	--	--	--	--	--	--
Oxidation Reduction Potential	*	mV	169	25.2	-274.1	130.7	6.9	42.1	69.3	54.3	51.8	--	--	--	--	--	--	--	--	--	--	--	--
pH	*	SU	6.36	6.34	5.84	0.437	5.71	5.79	5.64	5.71	5.80	--	--	--	--	--	--	--	--	--	--	--	--
Temperature	*	Celsius	23.48	24.05	22.61	17.94	22.26	22.04	22.45	18.14	22.14	--	--	--	--	--	--	--	--	--	--	--	--
Turbidity	*	NTU	8.79	0.47	1.64	1.7	2.79	0.95	0.00	0.73	3.16	--	--	--	--	--	--	--	--	--	--	--	--
Monitored Natural Attenuation Parameters																							
Carbon Dioxide	*	µg/L	850 JB	--	1,700 *	1,100	1,700	< 1000	< 1000	--	1,,500	--	--	--	--	--	--	--	--	--	--	--	--
Iron	*	mg/L	--	--	--	--	--	--	--	--	2.97	1.82	2.65	2.4	2.4	4.9	2.1	2.6	2.6	3.9	3.0	3.0	2.9
Iron, as Ferrous (Fe+2)	*	mg/L	< 0.10 HF	--	2.3 HF	0.62 HF	3.9	4.84	4.22	2.78	2.46	--	--	--	--	--	--	--	--	--	--	--	--
Manganese, Total	*	mg/L	--	--	--	--	--	--	--	--	1.13	0.756	0.825	0.77	0.94	0.99	1.1	0.94	1.1	1.1	0.97	0.98	0.83
Manganese, Dissolved	*	mg/L	--	--	--	--	--	--	--	--	0.965	--	--	--	--	--	--	--	--	--	--	--	--
Methane	*	µg/L	< 0.19	--	3.1	0.87	1.2	1.6	2.5	1.9	2	--	--	--	--	--	--	--	--	--	--	--	--
Nitrate	*	mg/L	5.8	--	< 1.1	0.077	< 0.50	< 0.25	0.37	< 0.25	0.25 U	--	--	--	--	--	--	--	--	--	--	--	--
Nitrogen	*	mg/L	--	--	--	--	--	--	--	--	12	--	--	--	--	--	--	--	--	--	--	--	--
Nitrogen, ammonia (as N)	*	mg/L	--	--	--	--	--	--	--	--	0.2 U	--	--	--	--	--	--	--	--	--	--	--	--
Oxygen	*	mg/L	1.6	--	1.1	1.1	1.1	1.9	2.5	2.1	3	--	--	--	--	--	--	--	--	--	--	--	--
Sulfate	*	mg/L	83	--	100	38	110	140	120	120	170	--	--	--	--	--	--	--	--	--	--	--	--
Sulfide	*	mg/L	--	--	--	--	--	--	--	--	2 U	--	--	--	--	--	--	--	--	--	--	--	--
Volatile Organic Compounds																							
Acetone	4,000	µg/L	< 100	50	< 100	< 100	< 100	< 50	< 50	< 50 U	50 U	10 U	25 U	25 U	25 U	25 U	25 U	25 U	25 U	25 U	25 U	25 U	25 U
Benzene	5	µg/L	< 5.0	5	< 5.0	< 5.0	< 5.0	< 5.0	< 5	< 5	5 U	1.0 U	1.0 U	1.0 U	1.0 U	1.0 U	1.0 U	**0.15 J**	1.0 U	1.0 U	1.0 U	1.0 U	**0.14 J**
Carbon Disulfide	4,000	µg/L	< 5.0	5	< 5.0	< 5.0	< 5.0	< 5.0	< 5	< 5	5 U	1.0 U	1.0 U	1.0 U	1.0 U	1.0 U	1.0 U	1.0 U	1.0 U	1.0 U	1.0 U	1.0 U	1.0 U
Ethylbenzene	700	µg/L	< 5.0	5	< 5.0	< 5.0	**0.5 J**	< 5.0	< 5	< 5	5 U	1.0 U	1.0 U	1.0 U	1.0 U	1.0 U	1.0 U	**0.66 J**	1.0 U	1.0 U	1.0 U	1.0 U	1.0 U
Methylene Chloride	5	µg/L	< 5.0	5	< 5.0	< 5.0	< 5.0	< 5.0	< 5	< 5	5 U	1.0 U	5.0 U	5.0 U	5.0 U	5.0 U	5.0 U	**0.37 J**	5.0 U	5.0 U	5.0 U	5.0 U	5.0 U
Toluene	1,000	µg/L	< 5.0	5	< 5.0	< 5.0	< 5.0	< 5.0	< 5	< 5	5 U	1.0 U	1.0 U	1.0 U	1.0 U	1.0 U	1.0 U	1.0 U	1.0 U	1.0 U	1.0 U	1.0 U	1.0 U
Trichloroethylene	5	µg/L	< 5.0	5	< 5.0	< 5.0	< 5.0	< 5.0	< 5	< 5	5 U	1.0 U	1.0 U	1.0 U	1.0 U	1.0 U	1.0 U	1.0 U	1.0 U	1.0 U	1.0 U	1.0 U	1.0 U
Xylenes, total	2,000	µg/L	< 5.0	5	< 5.0	< 5.0	< 5.0	< 5.0	< 5	< 5	5 U	2.0 U	2.0 U	2.0 U	2.0 U	2.0 U	2.0 U	2.0 U	2.0 U	2.0 U	2.0 U	2.0 U	2.0 U
Semivolatile Organic Compounds																							
2-Methylnaphthalene	*	µg/L	--	--	--	--	--	--	--	--	--	0.2 U	0.2 U	0.2 U	0.2 U	0.2 U	10 U	10 U	10 U	10 U	10 U	10 U	**1,500**
Acenaphthene	2,000	µg/L	< 0.20	10	< 0.19	< 0.19	**0.062 J**	< 10	< 10	< 10	10 U	0.2 U	0.2 U	0.2 U	0.2 U	0.2 U	10 U	10 U	10 U	10 U	10 U	10 U	**140**
Acenaphthylene	10	µg/L	< 0.20	10	< 0.19	< 0.19	< 0.19	< 10	< 10	< 10	10 U	**0.28**	0.2 U	0.2 U	0.2 U	0.2 U	10 U	10 U	10 U	10 U	10 U	10 U	**6.2 J**
Anthracene	10	µg/L	< 0.20	10	< 0.19	< 0.19	< 0.19	< 10	< 10	< 10	10 U	0.2 U	0.2 U	0.2 U	0.2 U	0.2 U	10 U	10 U	10 U	10 U	10 U	10 U	**23 J**
Benz(a)anthracene	0.1	µg/L	< 0.20	0.05	< 0.19	< 0.19	< 0.19	<0.050	< 0.05	< 0.05	0.05 U	0.2 U	0.2 U	0.2 U	0.2 U	0.2 U	10 U	10 U	10 U	10 U	10 U	10 U	50 U
Benzo(a)pyrene	0.2	µg/L	< 0.20	0.05	< 0.19	< 0.19	< 0.19	<0.050	< 0.05	< 0.05	0.05 U	0.2 U	0.2 U	0.2 U	0.2 U	0.2 U	10 U	10 U	10 U	10 U	10 U	10 U	50 U
Benzo(b)fluoranthene	0.2	µg/L	< 0.20	0.1	< 0.19	< 0.19	< 0.19	<0.10	< 0.1	< 0.1	0.1 U	0.2 U	0.2 U	0.2 U	0.2 U	0.2 U	10 U	10 U	10 U	10 U	10 U	10 U	50 U
Benzo(g,h,i)perylene	10	µg/L	< 0.20	10	< 0.19	< 0.19	< 0.19	< 10	< 10	< 10	10 U	0.2 U	0.2 U	0.2 U	0.2 U	0.2 U	10 U	10 U	10 U	10 U	10 U	10 U	50 U
Benzo(k)fluoranthene	10	µg/L	< 0.20	10	< 0.19	< 0.19	< 0.19	< 10	< 10	< 10	10 U	0.2 U	0.2 U	0.2 U	0.2 U	0.2 U	10 U	10 U	10 U	10 U	10 U	10 U	50 U
Chrysene	0.2	µg/L	< 0.20	0.05	< 0.19	< 0.19	< 0.19	<0.050	< 0.05	< 0.05	0.05 U	0.2 U	0.2 U	0.2 U	0.2 U	0.2 U	10 U	10 U	10 U	10 U	10 U	10 U	50 U
Dibenzo(a,h)anthracene	0.3	µg/L	< 0.20	0.1	< 0.19	< 0.19	< 0.19	<0.10	< 0.1	< 0.1	0.1 U	0.2 U	0.2 U	0.2 U	0.2 U	0.2 U	10 U	10 U	10 U	10 U	10 U	10 U	50 U
Dibenzofuran	1	µg/L	--	--	--	--	--	--	--	--	--	0.001 U	0.2 U	0.2 U	0.2 U	0.2 U	10 U	10 U	10 U	10 U	10 U	10 U	**40 J**
Fluoranthene	1,000	µg/L	< 0.20	10	< 0.19	< 0.19	< 0.19	< 10	< 10	< 10	10 U	0.2 U	0.2 U	0.2 U	0.2 U	0.2 U	10 U	10 U	10 U	10 U	10 U	10 U	**13 J**
Fluorene	1,000	µg/L	< 0.20	10	< 0.19	< 0.19	< 0.19	< 10	< 10	< 10	10 U	0.2 U	0.2 U	0.2 U	0.2 U	0.2 U	10 U	10 U	10 U	10 U	10 U	10 U	**76**
Indeno(1,2,3-cd)pyrene	0.4	µg/L	< 0.20	0.05	< 0.19	< 0.19	< 0.19	<0.050	< 0.05	< 0.05	0.05 U	0.2 U	0.2 U	0.2 U	0.2 U	0.2 U	10 U	10 U	10 U	10 U	10 U	10 U	50 U
Naphthalene	20	µg/L	< 0.20	10	< 0.19	**0.089 J**	**3.1**	< 10	< 10	< 10	10 U	**0.24**	**1.3**	0.2 U	0.2 U	0.2 U	10 U	10 U	10 U	10 U	10 U	10 U	**10,000 D**
Phenanthrene	10	µg/L	< 0.20	10	< 0.19	**0.031 J**	< 0.19	< 10	< 10	< 10	10 U	0.2 U	0.2 U	0.2 U	0.2 U	0.2 U	10 U	10 U	10 U	10 U	10 U	10 U	**67**
Pyrene	1,000	µg/L	< 0.20	10	< 0.19	< 0.19	< 0.19	< 10	< 10	< 10	10 U	0.2 U	0.2 U	0.2 U	0.2 U	0.2 U	10 U	10 U	10 U	10 U	10 U	10 U	**14 J**
Inorganic Compounds																							
Aluminum (fume or dust)	*	mg/L	--	--	--	--	--	--	--	--	--	0.2 U	**0.266**	0.2 U	0.2 U	**0.66**	0.2 U	0.2 U	**0.04 B**	0.2 U	**0.047 B**	**0.048 B**	**0.039 B**
Antimony	0.01	mg/L	< 0.020	0.02	< 0.020	< 0.020	< 0.020	< 0.0200	< 0.02	< 0.02	0.02 U	0.01 U	0.006 U	0.02 U	0.006 U	0.02 U	0.02 U	0.02 U	0.02 U	0.02 U	0.02 U	0.02 U	0.02 U
Arsenic	0.05	mg/L	< 0.020	0.05	< 0.020	< 0.010	< 0.010	<0.0500	< 0.05	< 0.05	0.05 U	0.01 U	0.01 U	0.01 U	0.01 U	0.01 U	0.01 U	0.01 U	**0.0036 B**	0.01 U	0.01 U	0.01 U	0.01 U
Barium	2	mg/L	**0.073**	**0.0821**	**0.18**	**0.16**	**0.21**	**0.166**	**0.214**	**0.224**	**0.198**	**0.231**	**0.238**	**0.23**	**0.26**	**0.26**	**0.29**	**0.32**	**0.33**	**0.35**	**0.32**	**0.33**	**0.31**
Beryllium	0.004	mg/L	< 0.0040	0.01	< 0.0040	< 0.0040	< 0.0040	< 0.0100	< 0.010	< 0.01	0.01 U	0.005 U	0.004 U	0.004 U	0.004 U	0.004 U	0.004 U	0.004 U	0.004 U	0.004 U	0.004 U	0.004 U	0.004 U
Cadmium	0.005	mg/L	< 0.0050	0.005	< 0.0050	< 0.0050	< 0.0050	< 0.0050	< 0.005	< 0.005	0.005 U	0.002 U	0.005 U	0.005 U	0.005 U	0.005 U	0.005 U	0.005 U	0.005 U	0.005 U	0.005 U	0.005 U	0.005 U
Calcium metal	*	mg/L	--	--	--	--	--	--	--	--	--	**40.1**	**45.5**	**38**	**44**	**47**	**51**	**50**	**56**	**56**	**53**	**53**	**47**
Chromium	0.1	mg/L	< 0.010	0.01	< 0.010	< 0.010	< 0.010	< 0.0100	< 0.010	< 0.01	0.01 U	0.005 U	0.01 U	0.01 U	0.01 U	0.01 U	0.01 U	0.01 U	0.01 U	0.01 U	0.01 U	0.01 U	0.01 U
Cobalt	*	mg/L	--	--	--	--	--	--	--	--	--	**0.0107**	0.01 U	**0.011**	**0.013**	**0.015**	0.01 U	**0.014**	**0.017**	**0.016**	**0.016**	**0.016**	**0.015**
Copper	1.3	mg/L	< 0.020	0.01	< 0.020	< 0.020	< 0.020	< 0.0100	< 0.010	< 0.01	0.01 U	0.025 U	0.02 U	0.02 U	0.02 U	0.02 U	0.02 U	**0.0016 B**	**0.0015 B**	0.02 U	0.02 U	0.02 U	0.02 U
Cyanide	0.2	mg/L	< 0.010	0.01	< 0.010	< 0.010	< 0.010	< 0.010	< 0.010	< 0.01	0.01 U	0.01 U	0.01 U	0.01 U	0.01 U	0.01 U	0.015 U	0.01 U	0.01 U	0.01 U	0.01 U	0.01 U	0.01 U
Lead	0.015	mg/L	< 0.010	0.01	< 0.010	< 0.0050	< 0.0050	< 0.0100	< 0.010	< 0.01	0.01 U	0.003 U	0.005 U	0.005 U	0.005 U	0.005 U	0.005 U	0.005 U	0.005 U	0.005 U	0.005 U	0.005 U	0.005 U
Magnesium	*	mg/L	--	--	--	--	--	--	--	--	--	**36.1**	**40.1**	**34**	**40**	**42**	**52**	**45**	**50**	**51**	**48**	**48**	**43**
Mercury	0.002	mg/L	< 0.00020	0.0002	< 0.00020	< 0.00020	< 0.00020	< 0.00020	< 0.0002	< 0.0002	0.0002 U	0.0002 U	0.0002 U	0.0002 U	0.0002 U	0.0002 U	0.0002 UJ	0.0002 U	0.0002 U	0.0002 U	0.0002 U	0.0002 U	0.00020 U
Nickel	0.1	mg/L	< 0.040	0.02	< 0.040	**0.0016 J**	**0.0120 J**	< 0.0200	< 0.02	< 0.02	0.02 U	0.04 U	0.04 U	0.04 U	0.04 U	0.04 U	0.04 U	**0.0063 B**	**0.0082 B**	**0.0074 B**	**0.0061 B**	**0.0068 B**	**0.0066 B**
Potassium	*	mg/L	--	--	--	--	--	--	--	--	--	5 U	**1.68**	**1.7**	**2**	**2.1**	**2.4**	**2.6**	**2.9**	**2.8**	**2.6**	**2.7**	**2.3**
Selenium	0.05	mg/L	< 0.020	0.02	< 0.020	< 0.010	< 0.010	< 0.0200	< 0.02	< 0.02	0.02 U	0.005 U	0.01 U	0.01 U	0.01 U	0.01 U	**0.02**	0.01 U	0.01 U	0.01 U	0.01 U	0.01 U	0.01 U
Sodium	*	mg/L	--	--	--	--	--	--	--	--	--	**90.2**	**114**	**85**	**96**	**86**	**95**	**110**	**110**	**89**	**89**	**89**	**78**
Thallium	0.002	mg/L	< 0.0010	0.001	< 0.0010	< 0.0010	< 0.0010	< 1.00	< 1.00	< 0.001	0.001 U	0.001 U	0.001 U	0.002 U	0.001 U	0.001 U	0.002 U	0.002 UWN	0.002 UWN	0.002 U	0.002 U	0.002 U	0.002 U
Vanadium (fume or dust)	0.2	mg/L	< 0.010	0.01	< 0.010	< 0.010	< 0.010	< 0.0100	< 0.010	< 0.01	0.01 U	0.007 U	0.01 U	0.01 U	0.01 U	0.01 U	**0.01**	0.01 U	0.01 U	0.01 U	0.01 U	0.01 U	0.01 U
Zinc	2	mg/L	< 0.020	0.02	< 0.020	**0.012 J**	**0.0100 J**	< 0.0200	< 0.02	< 0.02	0.02 U	0.02 U	0.02 U	0.02 U	0.02 U	0.02 U	**0.08**	0.02 U	**0.0064 B**	**0.0089 B**	**0.0092 B**	**0.01 B**	**0.0079 B**

Notes:
* - Not a HSRA regulated compound
ISCO - *in-situ* chemical oxidation

Data Qualifier Defintions:
-- - Not analyzed
B (Inorganics) - Estimated analyte concentration
D - Analyte concentration reported from secondary dilution
DB - Analyte concentration reported from secondary dilution; analyte detected in method blank
H - Holding time exceeded for sample
J - Estimated analyte concentration
JB (Organic) - Estimated analyte concentration; analyte detected in method blank
Bold = Exceeds the laboratory detection limit
Bold and shaded - Analyte concentration exceeds the Type 1 RRS
JM (Organic) - Estimated analyte concentration; spike sample recovery outside control limits
M (Organic) - Spike sample recovery outside control limits
N - Spike sample recovery outside of control limits
R - Sample data results rejected due to deficiencies in the ability to meet quality control standards
RRS - Risk Reduction Standard
< - Analyte not detected at referenced detection limit
UJ - Analyte not detected; low method bias and/or matrix interference
UN - Analyte not detected; spiked sample recovery outside of control limits
UR - Analyte not detected; data rejected
UWN - Analyte not detected; post digestion spike and spike sample recovery outside control limits

Appendix E-1
Summary of Historical Groundwater Sampling Data - Alluvium, Galliard, and Saprolite Monitoring Wells
January 2001 through July 2017
Atlanta Gas Light Company
Former Manufactured Gas Plant Site
Augusta, Georgia

Chemical Name	Type 1 Risk Reduction Standard	Location ID	MW-201		MW-202DR																	
		Sample Date	10/4/2006	7/9/2002	7/26/2017	1/25/2017	7/28/2016	1/20/2016	7/28/2015	1/13/2015	7/17/2014	1/7/2014	7/9/2013	1/8/2013	7/24/2012	1/16/2012	7/5/2011	01/11 DUP	1/17/2011	7/13/2010	1/5/2010	2/15/2007
		Unit	Post-ISCO	Pre-ISCO	Post-ISCO																	
Field Parameters																						
Conductivity	*	mS/cm	670	--	0.535	0.578	0.555	0.511	580	0.524	0.518	0.420	0.549	0.557	0.53	0.642	0.641	2.26	2.26	0.582	0.716	1.542
Dissolved Oxygen (YSI)	*	mg/L	0.16	--	0.15	0.22	0.1	0.21	0.28	1.29	0.2	4.17	0.23	0.70	0.02	0.82	1.20	6.43	6.43	2.44	8.29	12.98
Oxidation Reduction Potential	*	mV	18.6	--	101.3	102.3	63.5	-86.4	285.3	-16.1	48.1	61.4	101.6	126.0	92.5	75.9	136.8	126.5	126.5	122.3	12.3	138.7
pH	*	SU	6.27	--	6.07	6.15	6.36	6.87	6.31	6.13	6.33	6.32	5.91	6.31	6.08	6.20	6.22	0.537	0.537	6.13	6.1	5.95
Temperature	*	Celsius	23.14	--	21.14	20.19	20.5	20.21	30.7	16.5	21.6	15.02	23.67	19.36	23.7	19.70	23.09	16.83	16.83	22.25	18.92	19.48
Turbidity	*	NTU	0.99	--	1.0	1.54	2.06	1.25	1.54	1.74	3.98	1.51	9.38	7.90	8.53	4.50	60.9	9.24	9.24	8.54	8.02	1.76
Monitored Natural Attenuation Parameters																						
Carbon Dioxide	*	µg/L	--	--	--	--	--	--	--	196	234	324	219	100	120	1,300 B	1,500 B	1,000 *	1,100 *	1,300	1,500	--
Iron	*	mg/L	--	**0.28**	--	--	--	--	--	--	--	--	--	--	--	--	--	--	--	--	--	--
Iron, as Ferrous (Fe+2)	*	mg/L	--	--	--	--	--	--	--	< 0.100	< 0.100	<0.100	<0.100	< 0.10 HF	< 0.10 HF	< 0.025 HF	< 0.025 HF	< 0.025 HF	< 0.025 HF	< 0.10 HF	< 0.10 HF	< 0.1
Manganese, Total	*	mg/L	--	**1.5**	--	--	--	--	--	--	--	--	--	--	--	--	--	--	--	--	--	--
Manganese, Dissolved	*	mg/L	--	--	--	--	--	--	--	--	--	--	--	--	--	--	--	--	--	--	--	--
Methane	*	µg/L	--	--	--	--	--	--	--	< 4	< 4	<4	<4	< 0.58	76	< 0.29	0.36 J	0.20	< 0.19	0.22	0.33	4.5
Nitrate	*	mg/L	--	--	--	--	--	--	--	0.31	< 0.25	<0.25	0.25	0.82	0.82	0.24 J	0.25	0.84 J	0.90 J	0.63 JH	< 1.1	< 0.25
Nitrogen	*	mg/L	--	--	--	--	--	--	--	--	--	--	--	--	--	--	--	--	--	--	--	--
Nitrogen, ammonia (as N)	*	mg/L	--	--	--	--	--	--	--	--	--	--	--	--	--	--	--	--	--	--	--	--
Oxygen	*	mg/L	--	--	--	--	--	--	--	8.27 H	5.25 H	7.58 H	6.92 H	6.3	6.3	1.4	1.6	1.5	1.3	1.4	1.7	36
Sulfate	*	mg/L	--	--	--	--	--	--	--	56	61	64	67	68	72	75	80	79	78	76	98	340
Sulfide	*	mg/L	--	--	--	--	--	--	--	--	--	--	--	--	--	--	--	--	--	--	--	--
Volatile Organic Compounds																						
Acetone	4,000	µg/L	< 50	< 25	< 50	< 50	< 50	< 50	< 50	< 50	< 50	< 50	< 50	< 100	< 100	< 5.0	< 5.0	< 5.0	< 5.0	< 100	< 100	< 50
Benzene	5	µg/L	< 5	< 1.0	< 5.0	< 5.0	< 5.0	< 5.0	< 5.0	< 5.0	< 5.0	< 5.0	< 5.0	< 5.0	< 5.0	< 0.25	< 0.25	< 0.25	< 0.25	< 5.0	< 5.0	< 5
Carbon Disulfide	4,000	µg/L	< 5	< 1.0	< 5.0	< 5.0	< 5.0	< 5.0	< 5.0	< 5.0	< 5.0	< 5.0	< 5.0	< 5.0	< 5.0	< 0.60	< 0.60	< 0.60	< 0.60	< 5.0	< 5.0	< 5
Ethylbenzene	700	µg/L	< 5	< 1.0	< 5.0	< 5.0	< 5.0	< 5.0	< 5.0	< 5.0	< 5.0	< 5.0	< 5.0	< 5.0	< 5.0	< 0.11	< 0.11	< 0.11	< 1.0	< 5.0	< 5.0	< 5
Methylene Chloride	5	µg/L	< 5	< 5.0	< 5.0	< 5.0	< 5.0	< 5.0	< 5.0	< 5.0	< 5.0	< 5.0	< 5.0	< 5.0	< 5.0	< 1.0	< 1.0	< 1.0	< 0.11	< 5.0	< 5.0	< 5
Toluene	1,000	µg/L	< 5	< 1.0	< 5.0	< 5.0	< 5.0	< 5.0	< 5.0	< 5.0	< 5.0	< 5.0	< 5.0	< 5.0	< 5.0	< 0.33	< 0.33	< 0.33	< 0.33	< 5.0	< 5.0	< 5
Trichloroethylene	5	µg/L	< 5	< 1.0	< 5.0	< 5.0	< 5.0	< 5.0	< 5.0	< 5.0	< 5.0	< 5.0	< 5.0	< 5.0	< 5.0	< 0.13	< 0.13	< 0.13	< 0.13	< 5.0	< 5.0	< 5
Xylenes, total	2,000	µg/L	< 5	< 2.0	< 5.0	< 5.0	< 5.0	< 5.0	< 5.0	< 5.0	< 5.0	< 5.0	< 5.0	< 5.0	< 5.0	< 0.20	< 0.20	< 0.20	< 0.20	< 5.0	< 5.0	< 5
Semivolatile Organic Compounds																						
2-Methylnaphthalene	*	µg/L	--	< 10	--	--	--	--	--	--	--	--	--	--	--	--	--	--	--	--	--	--
Acenaphthene	2,000	µg/L	< 10	< 10	< 0.5	< 0.5	< 0.5	< 0.5	< 0.5	< 0.50	< 0.50	< 0.50	< 0.50	< 0.19	< 0.19	< 0.097	< 0.095	< 0.11	< 0.11	< 0.19	< 0.19	< 10
Acenaphthylene	10	µg/L	< 10	< 10	< 1.0	< 1.0	< 1.0	< 1.0	< 1.0	< 1.0	< 1.0	< 1.0	< 1.0	< 0.19	< 0.19	< 0.097	< 0.095	< 0.11	< 0.11	< 0.19	< 0.19	< 10
Anthracene	10	µg/L	< 10	< 10	**0.096**	< 0.05	< 0.05	< 0.05	< 0.05	< 0.050	< 0.050	< 0.050	< 0.050	< 0.19	< 0.19	< 0.097	< 0.095	< 0.11	< 0.11	< 0.19	< 0.19	< 10
Benz(a)anthracene	0.1	µg/L	< 0.05	< 10	< 0.05	< 0.05	< 0.05	< 0.05	< 0.05	< 0.050	< 0.050	< 0.050	< 0.050	< 0.19	< 0.19	< 0.097	< 0.095	< 0.11	< 0.11	< 0.19	< 0.19	< 0.05
Benzo(a)pyrene	0.2	µg/L	< 0.05	< 10	< 0.05	< 0.05	< 0.05	< 0.05	< 0.05	< 0.050	< 0.050	< 0.050	< 0.050	< 0.19	< 0.19	< 0.097	< 0.095	< 0.11	< 0.11	< 0.19	< 0.19	< 0.05
Benzo(b)fluoranthene	0.2	µg/L	< 0.1	< 10	< 0.1	< 0.1	< 0.1	< 0.1	< 0.1	< 0.10	< 0.10	< 0.10	< 0.10	< 0.19	< 0.19	< 0.097	< 0.095	< 0.11	< 0.11	< 0.19	< 0.19	< 0.1
Benzo(g,h,i)perylene	10	µg/L	< 10	< 10	< 0.1	< 0.1	< 0.1	< 0.1	< 0.1	< 0.10	< 0.10	< 0.10	< 0.10	< 0.19	< 0.19	< 0.097	< 0.095	< 0.11	< 0.11	< 0.19	< 0.19	< 10
Benzo(k)fluoranthene	10	µg/L	< 10	< 10	< 0.05	< 0.05	< 0.05	< 0.05	< 0.05	< 0.050	< 0.050	**0.060**	< 0.050	< 0.19	< 0.19	< 0.097	< 0.095	< 0.11	< 0.11	< 0.19	< 0.19	< 10
Chrysene	0.2	µg/L	< 0.05	< 10	< 0.05	< 0.05	< 0.05	< 0.05	< 0.05	< 0.050	< 0.050	< 0.050	< 0.050	< 0.19	< 0.19	< 0.044	< 0.043	< 0.048	< 0.048	< 0.19	< 0.19	< 0.05
Dibenzo(a,h)anthracene	0.3	µg/L	< 0.1	< 10	< 0.1	< 0.1	< 0.1	< 0.1	< 0.1	< 0.10	< 0.10	< 0.10	< 0.10	< 0.19	< 0.19	< 0.097	< 0.095	< 0.11	< 0.11	< 0.19	< 0.19	< 0.1
Dibenzofuran	1	µg/L	--	< 10	--	--	--	--	--	--	--	--	--	--	--	--	--	--	--	--	--	--
Fluoranthene	1,000	µg/L	< 10	< 10	< 0.1	< 0.1	< 0.1	< 0.1	< 0.1	< 0.10	< 0.10	< 0.10	< 0.10	< 0.19	< 0.19	< 0.097	< 0.095	< 0.11	< 0.11	< 0.19	< 0.19	< 10
Fluorene	1,000	µg/L	< 10	< 10	< 0.1	< 0.1	< 0.1	< 0.1	< 0.1	< 0.10	< 0.10	< 0.10	< 0.10	< 0.19	< 0.19	< 0.097	< 0.095	< 0.11	< 0.11	< 0.19	< 0.19	< 10
Indeno(1,2,3-cd)pyrene	0.4	µg/L	< 0.05	< 10	< 0.05	< 0.05	< 0.05	< 0.05	< 0.05	< 0.050	< 0.050	**0.065**	< 0.050	< 0.19	< 0.19	< 0.097	< 0.095	< 0.11	< 0.11	< 0.19	< 0.19	< 0.05
Naphthalene	20	µg/L	< 10	< 10	< 0.5	**3.9**	< 0.5	< 0.5	< 0.5	**2.7**	< 0.50	< 0.50	< 0.50	< 0.19	< 0.19	**1.2**	< 0.095	< 1.0	**0.24**	< 0.19	< 0.19	< 10
Phenanthrene	10	µg/L	< 10	< 10	< 0.05	< 0.05	< 0.05	< 0.05	< 0.05	< 0.50	< 0.050	< 0.050	< 0.050	< 0.19	< 0.19	< 0.097	< 0.095	< 0.11	< 0.11	< 0.19	< 0.19	< 10
Pyrene	1,000	µg/L	< 10	< 10	< 0.05	< 0.05	< 0.05	< 0.05	< 0.05	< 0.050	< 0.050	< 0.050	< 0.050	< 0.19	< 0.19	< 0.097	< 0.095	< 0.11	< 0.11	< 0.19	< 0.19	< 10
Inorganic Compounds																						
Aluminum (fume or dust)	*	mg/L	--	**0.042 J**	--	--	--	--	--	--	--	--	--	--	--	--	--	--	--	--	--	--
Antimony	0.01	mg/L	< 0.02	< 0.02	< 0.006	< 0.006	< 0.006	< 0.006	< 0.02	< 0.0200	< 0.0200	< 0.0200	< 0.0200	< 0.020	< 0.020	< 0.0053	< 0.0053	< 0.0053	< 0.0053	< 0.020	< 0.020	< 0.02
Arsenic	0.05	mg/L	< 0.05	< 0.01	< 0.05	< 0.05	< 0.05	< 0.05	< 0.05	< 0.0500	< 0.0500	< 0.0500	< 0.0500	< 0.020	< 0.020	< 0.0046	< 0.0046	< 0.0046	< 0.0046	< 0.020	< 0.020	< 0.05
Barium	2	mg/L	**0.0647**	**0.084**	**0.0761**	**0.064**	**0.0722**	**0.069**	**0.0619**	**0.0536**	**0.0549**	**0.0541**	**0.0519**	**0.050**	**0.055**	**0.062**	**0.062**	**0.061**	**0.059**	**0.054**	**0.05**	**0.104**
Beryllium	0.004	mg/L	< 0.01	< 0.004	< 0.004	< 0.004	< 0.004	< 0.004	< 0.01	< 0.0100	< 0.0100	< 0.0100	< 0.0100	< 0.0040	< 0.0040	< 0.00020	< 0.00020	< 0.00020	< 0.00020	< 0.0040	< 0.0040	< 0.010
Cadmium	0.005	mg/L	< 0.005	< 0.0011	< 0.005	< 0.005	< 0.005	< 0.005	< 0.005	< 0.0050	< 0.0050	< 0.0050	< 0.0050	< 0.0050	< 0.0050	< 0.0020	< 0.0020	< 0.0020	< 0.0020	< 0.0050	< 0.0050	< 0.005
Calcium metal	*	mg/L	--	**49**	--	--	--	--	--	--	--	--	--	--	--	--	--	--	--	--	--	--
Chromium	0.1	mg/L	< 0.01	< 0.01	< 0.01	< 0.01	< 0.01	< 0.01	< 0.01	< 0.0100	< 0.0100	< 0.0100	< 0.0100	< 0.010	< 0.010	**0.0049 J**	**0.0041 J**	**0.0038 J**	**0.0037 J**	**0.0015 J**	< 0.010	< 0.010
Cobalt	*	mg/L	--	**0.0099 J**	--	--	--	--	--	--	--	--	--	--	--	--	--	--	--	--	--	--
Copper	1.3	mg/L	< 0.01	< 0.0016	< 0.01	< 0.01	< 0.01	< 0.01	< 0.01	< 0.0100	< 0.0100	< 0.0100	< 0.0100	< 0.020	< 0.020	**0.0058 J**	< 0.0019	< 0.0019	< 0.0019	**0.0030 J**	< 0.020	< 0.010
Cyanide	0.2	mg/L	< 0.01	**0.12**	< 0.01	< 0.01	< 0.01	< 0.01	< 0.01	< 0.010	< 0.010	< 0.010	< 0.010	< 0.010	< 0.010	< 0.0050	**0.016**	< 0.0050	< 0.0050	< 0.010	< 0.010	< 0.010
Lead	0.015	mg/L	< 0.01	< 0.005	< 0.01	< 0.01	< 0.01	< 0.01	< 0.01	< 0.0100	< 0.0100	< 0.0100	< 0.0100	< 0.010	< 0.010	< 0.0040	< 0.0040	< 0.0040	< 0.0040	< 0.010	< 0.010	< 0.010
Magnesium	*	mg/L	--	**39**	--	--	--	--	--	--	--	--	--	--	--	--	--	--	--	--	--	--
Mercury	0.002	mg/L	< 0.0002	< 0.0002	< 0.0002	< 0.0002	< 0.0002	< 0.0002	< 0.0002	< 0.00020	< 0.00020	< 0.00020	< 0.00020	< 0.00020	< 0.00020	< 0.000091	< 0.000091	< 0.000091	< 0.000091	< 0.00020	< 0.00020	< 0.0002
Nickel	0.1	mg/L	< 0.02	**0.0049 J**	< 0.02	< 0.02	< 0.02	< 0.02	< 0.02	< 0.0200	< 0.0200	< 0.0200	< 0.0200	< 0.040	< 0.040	**0.013 J**	**0.0031 J**	< 0.0023	< 0.0023	**0.0071 J**	< 0.040	< 0.02
Potassium	*	mg/L	--	**1.1**	--	--	--	--	--	--	--	--	--	--	--	--	--	--	--	--	--	--
Selenium	0.05	mg/L	< 0.02	< 0.01	< 0.02	< 0.02	< 0.02	< 0.02	< 0.02	< 0.0200	< 0.0200	< 0.0200	< 0.0200	< 0.020	< 0.020	< 0.0064	**0.0079 J**	< 0.0064	< 0.0064	< 0.020	< 0.020	< 0.02
Sodium	*	mg/L	--	**100**	--	--	--	--	--	--	--	--	--	--	--	--	--	--	--	--	--	--
Thallium	0.002	mg/L	< 0.001	< 0.002	< 0.002	< 0.002	< 0.002	< 0.002	< 0.02	< 0.0200	< 0.0200	< 0.0200	< 0.0200	< 0.0010	< 0.0010	< 0.00025	< 0.00025	< 0.00025	< 0.00025	< 0.0010	< 0.0010	< 1
Vanadium (fume or dust)	0.2	mg/L	< 0.01	< 0.01	< 0.01	< 0.01	< 0.01	< 0.01	< 0.01	< 0.0100	< 0.0100	< 0.0100	< 0.0100	< 0.010	< 0.010	**0.0027 J**	**0.0049 J**	**0.0028 J**	< 0.0024	< 0.010	< 0.010	< 0.010
Zinc	2	mg/L	< 0.02	**0.018 J**	< 0.02	< 0.02	< 0.02	**0.0231**	< 0.02	< 0.0200	< 0.0200	< 0.0200	< 0.0200	< 0.020	< 0.020	**0.038**	< 0.0087	< 0.0087	< 0.0087	< 0.020	< 0.020	< 0.02

Notes:
* - Not a HSRA regulated compound
ISCO - *in-situ* chemical oxidation

Data Qualifier Defintions:
-- - Not analyzed
B (Inorganics) - Estimated analyte concentration
D - Analyte concentration reported from secondary dilution
DB - Analyte concentration reported from secondary dilution; analyte detected in method blank
H - Holding time exceeded for sample
J - Estimated analyte concentration
JB (Organic) - Estimated analyte concentration; analyte detected in method blank
Bold = Exceeds the laboratory detection limit
Bold and shaded - Analyte concentration exceeds the Type 1 RRS
JM (Organic) - Estimated analyte concentration; spike sample recovery outside control limits
M (Organic) - Spike sample recovery outside control limits
N - Spike sample recovery outside of control limits
R - Sample data results rejected due to deficiencies in the ability to meet quality control standards
RRS - Risk Reduction Standard
< - Analyte not detected at referenced detection limit
UJ - Analyte not detected; low method bias and/or matrix interference
UN - Analyte not detected; spiked sample recovery outside of control limits
UR - Analyte not detected; data rejected
UWN - Analyte not detected; post digestion spike and spike sample recovery outside control limits

Appendix E-1
Summary of Historical Groundwater Sampling Data - Alluvium, Galliard, and Saprolite Monitoring Wells
January 2001 through July 2017
Atlanta Gas Light Company
Former Manufactured Gas Plant Site
Augusta, Georgia

Chemical Name	Type 1 Risk Reduction Standard	Location ID	MW-203																																
		Sample Date	7/26/2017	1/25/2017	7/28/2016	1/20/2016	7/29/2015	1/14/2015	7/15/2014	1/14/2014	7/10/2013	1/10/2013	7/24/2012	1/23/2012	7/5/2011	1/18/2011	7/13/2010	1/12/2010	7/22/2009	1/13/2009	7/23/2008	1/10/2008	8/21/2007**	7/12/2007	2/14/2007	7/13/2006	1/16/2006	7/22/2005	7/16/2004	1/24/2004	7/16/2003	7/17/2002	1/21/2002	1/17/2001
		Unit	Post-ISCO																									Pre-ISCO						
Field Parameters																																			
Conductivity	*	mS/cm	0.445	0.483	0.46	0.443	469.1	0.224	0.454	0.339	0.475	0.343	0.570	0.505	0.550	1.55	0.475	0.564	0.882	16.94	0.871	0.517	0.759	0.818	0.94	0.863	--	--	--	--	--	--	--	--	--
Dissolved Oxygen (YSI)	*	mg/L	0.15	0.3	0.07	0.48	0.22	1.72	0.57	0.58	0.41	5.39	0.51	3.42	1.67	6.20	1.98	15.27	19.69	5.68	0.97	3.20	3.9	10.34	11.99	21.49	--	--	--	--	--	--	--	--	--
Oxidation Reduction Potential	*	mV	93.6	118.1	58.8	-91.3	82	69.3	-99.8	144.9	-80.2	87.9	81.6	13.9	102.0	7.0	111.1	35.7	189	377.4	140.1	59.2	161.3	152.6	137.2	149	--	--	--	--	--	--	--	--	--
pH	*	SU	6.17	6.19	6.22	6.84	6.3	6.28	6.23	6.64	6.07	6.43	5.45	6.20	6.18	0.58	6.23	7.07	5.98	0.799	5.82	6.10	5.77	5.77	5.93	5.66	--	--	--	--	--	--	--	--	--
Temperature	*	Celsius	21.41	20.06	20.81	19.93	24.4	15.6	22.92	19.11	20.21	18.30	26.92	16.54	21.85	19.41	23.63	16.1	23.18	19.61	22.18	20.90	23.34	21.77	19.01	21.35	--	--	--	--	--	--	--	--	--
Turbidity	*	NTU	1.76	0.36	0.62	0.53	4.23	1.70	5.97	0.77	0.54	7.22	0.98	1.96	4.75	2.19	6.67	7.18	3.01	3.2	1.54	0.58	1.12	1.48	1.09	0.58	--	--	--	--	--	--	--	--	--
Monitored Natural Attenuation Parameters																																			
Carbon Dioxide	*	µg/L	--	--	--	--	--	81.2	147	219	146	110	92	2,000 B	1,200 B	1,300	960	1,500	2,300 *	1,700	2,300	< 1000	--	< 1000	--	2,900	--	--	--	--	--	--	--	--	--
Iron	*	mg/L	--	--	--	--	--	--	--	--	--	--	--	--	--	--	--	--	--	--	--	--	--	--	--	0.1 U	0.361	0.903	0.068	0.087	0.09	0.13	0.039 B	0.089
Iron, as Ferrous (Fe+2)	*	mg/L	--	--	--	--	--	< 0.100	< 0.100	<0.100	0.802	0.28 HF	< 0.10 HF	0.45 HF	< 0.025 HF	0.73 HF	0.098 JHF	< 0.10 HF	< 0.10 HF	< 0.10 HF	< 0.10	< 0.10	--	< 0.10	< 0.1	0.1 U	--	--	--	--	--	--	--	--	--
Manganese, Total	*	mg/L	--	--	--	--	--	--	--	--	--	--	--	--	--	--	--	--	--	--	--	--	--	--	--	1.39	1.52	1.55	0.57	0.54	0.54	1.7	1.7	1.5
Manganese, Dissolved	*	mg/L	--	--	--	--	--	--	--	--	--	--	--	--		--	--	--	--	--	--	--	--	--	--	1.15	--	--	--	--	--	--	--	--	--
Methane	*	µg/L	--	--	--	--	--	< 4	270	<4	9	5.8	4.2	10	0.57 J	19	0.47	2.1	0.31	1.1	0.54	2.6	--	2.9	4.5	5.8	--	--	--	--	--	--	--	--	--
Nitrate	*	mg/L	--	--	--	--	--	0.51	< 0.25	0.32	0.49	< 0.25	< 0.25	0.10 J	0.30	0.81 J	5.6	3	4.7	2.3	5.7	2.9	--	2.9	3	3.1	--	--	--	--	--	--	--	--	--
Nitrogen	*	mg/L	--	--	--	--	--	--	--	--	--	--	--	--	--	--	--	--	--	--	--	--	--	--	--	6.9	--	--	--	--	--	--	--	--	--
Nitrogen, ammonia (as N)	*	mg/L	--	--	--	--	--	--	--	--	--	--	--	--	--	--	--	--	--	--	--	--	--	--	--	1.45	--	--	--	--	--	--	--	--	--
Oxygen	*	mg/L	--	--	--	--	--	9.08 H	7.17 H	6.34 H	7.55 H	6.9	6.9	1.2	2.0	1.4	1.2	1.8	1.6	1.5	1.0	2.0	--	12	11	18	--	--	--	--	--	--	--	--	--
Sulfate	*	mg/L	--	--	--	--	--	13	58	59	62	80	61	69	67	67	57	86	120	120	90	140	--	95	96	120	--	--	--	--	--	--	--	--	--
Sulfide	*	mg/L	--	--	--	--	--	--	--	--	--	--	--	--	--	--	--	--	--	--	--	--	--	--	--	2 U	--	--	--	--	--	--	--	--	--
Volatile Organic Compounds																																			
Acetone	4,000	µg/L	< 50	< 50	< 50	< 50	< 50	< 50	< 50	< 50	< 50	< 100	< 100	< 5.0	< 5.0	< 5.0	< 100	< 100	< 100	< 100	< 100	< 50	< 50	--	< 50	50 U	10 U	**420**	25 U	25 U	25 U	25 U	25 U	25 U
Benzene	5	µg/L	< 5.0	< 5.0	< 5.0	< 5.0	< 5.0	< 5.0	< 5.0	< 5.0	< 5.0	< 5.0	< 5.0	< 0.25	< 0.25	< 0.25	< 5.0	< 5.0	< 5.0	< 5.0	< 5.0	< 5.0	< 5.0	--	< 5	5 U	**2.7**	**62**	1.0 U	1.0 U	1.0 U	1.0 U	1.0 U	**0.19 J**
Carbon Disulfide	4,000	µg/L	< 5.0	< 5.0	< 5.0	< 5.0	< 5.0	< 5.0	< 5.0	< 5.0	< 5.0	< 5.0	< 5.0	< 0.60	< 0.60 *	< 0.60	< 5.0	< 5.0	< 5.0	< 5.0	< 5.0	< 5.0	< 5.0	--	< 5	5 U	1.0 U	1.0 U	1.0 U	1.0 U	1.0 U	1.0 U	1.0 U	1.0 U
Ethylbenzene	700	µg/L	< 5.0	< 5.0	< 5.0	< 5.0	< 5.0	< 5.0	< 5.0	< 5.0	< 5.0	< 5.0	< 5.0	< 0.11	< 0.11	< 0.11	< 5.0	< 5.0	< 5.0	< 5.0	< 5.0	< 5.0	< 5.0	--	< 5	5 U	1.0 U	**1.6**	1.0 U	1.0 U	1.0 U	1.0 U	1.0 U	1.0 U
Methylene Chloride	5	µg/L	< 5.0	< 5.0	< 5.0	< 5.0	< 5.0	< 5.0	< 5.0	< 5.0	< 5.0	< 5.0	< 5.0	< 1.0	**3.3 J B ***	< 1.0	< 5.0	< 5.0	< 5.0	< 5.0	< 5.0	< 5.0	< 5.0	--	< 5	5 U	1.0 U	5.0 U	5.0 U	5.0 U	5.0 U	5.0 U	5.0 U	**0.49 JB**
Toluene	1,000	µg/L	< 5.0	< 5.0	< 5.0	< 5.0	< 5.0	< 5.0	< 5.0	< 5.0	< 5.0	< 5.0	< 5.0	< 0.33	< 0.33	< 0.33	< 5.0	< 5.0	< 5.0	< 5.0	< 5.0	< 5.0	< 5.0	--	< 5	5 U	1.0 U	**44**	1.0 U	**1.1**	1.0 U	1.0 U	1.0 U	1.0 U
Trichloroethylene	5	µg/L	< 5.0	< 5.0	< 5.0	< 5.0	< 5.0	< 5.0	< 5.0	< 5.0	< 5.0	< 5.0	< 5.0	< 0.13	< 0.13	< 0.13	< 5.0	< 5.0	< 5.0	< 5.0	< 5.0	< 5.0	< 5.0	--	< 5	5 U	1.0 U	1.0 U	1.0 U	1.0 U	1.0 U	1.0 U	1.0 U	1.0 U
Xylenes, total	2,000	µg/L	< 5.0	< 5.0	< 5.0	< 5.0	< 5.0	< 5.0	< 5.0	< 5.0	< 5.0	< 5.0	< 5.0	< 0.20	< 0.20	< 0.20	< 5.0	< 5.0	< 5.0	< 5.0	< 5.0	< 5.0	< 5.0	--	< 5	5 U	2.0 U	**15**	2.0 U	2.0 U	2.0 U	2.0 U	2.0 U	2.0 U
Semivolatile Organic Compounds																																			
2-Methylnaphthalene	*	µg/L	--	--	--	--	--	--	--	--	--	--	--	--	--	--	--	--	--	--	--	--	--	--	--	--	2.0 U	**0.44**	2.0 U	**0.24**	10 U	10 U	10 U	10 U
Acenaphthene	2,000	µg/L	< 0.5	< 0.5	< 0.5	< 0.5	< 0.5	< 0.50	< 0.50	< 0.50	< 0.50	<0.19	< 0.22	< 0.10	< 0.12	< 0.11	< 0.19	< 0.19	< 0.19	< 0.19	< 0.19	< 10	--	< 10	< 10	10 U	2.0 U	2.0 U	2.0 U	2.0 U	10 U	10 U	10 U	10 U
Acenaphthylene	10	µg/L	< 1.0	< 1.0	< 1.0	< 1.0	< 1.0	< 1.0	< 1.0	< 1.0	< 1.0	<0.19	< 0.22	< 0.10	< 0.12	< 0.11	< 0.19	< 0.19	< 0.19	< 0.19	< 0.19	< 10	--	< 10	< 10	10 U	2.0 U	2.0 U	2.0 U	2.0 U	10 U	10 U	10 U	10 U
Anthracene	10	µg/L	< 0.05	< 0.05	< 0.05	< 0.05	< 0.05	< 0.050	< 0.050	< 0.050	< 0.050	<0.19	< 0.22	< 0.10	< 0.12	< 0.11	< 0.19	< 0.19	< 0.19	< 0.19	< 0.19	< 10	--	< 10	< 10	10 U	2.0 U	2.0 U	2.0 U	2.0 U	10 U	10 U	10 U	10 U
Benz(a)anthracene	0.1	µg/L	< 0.05	< 0.05	< 0.05	< 0.05	< 0.05	< 0.050	< 0.050	< 0.050	< 0.050	<0.19	< 0.22	< 0.10	< 0.12	< 0.11	< 0.19	< 0.19	< 0.19	< 0.19	< 0.19	< 0.05	--	< 0.05	< 0.05	0.05 U	2.0 U	2.0 U	2.0 U	2.0 U	10 U	10 U	10 U	10 U
Benzo(a)pyrene	0.2	µg/L	< 0.05	**0.073**	< 0.05	< 0.05	< 0.05	**0.075**	< 0.050	< 0.050	< 0.050	<0.19	< 0.22	< 0.10	< 0.12	< 0.11	< 0.19	< 0.19	< 0.19	< 0.19	< 0.19	< 0.05	--	< 0.05	< 0.05	0.05 U	2.0 U	2.0 U	2.0 U	2.0 U	10 U	10 U	10 U	10 U
Benzo(b)fluoranthene	0.2	µg/L	< 0.1	< 0.1	< 0.1	< 0.1	< 0.1	< 0.10	< 0.10	< 0.10	< 0.10	<0.19	< 0.22	< 0.10	< 0.12	< 0.11	< 0.19	< 0.19	< 0.19	< 0.19	< 0.19	< 0.1	--	< 0.1	< 0.1	0.1 U	2.0 U	2.0 U	2.0 U	2.0 U	10 U	10 U	10 U	10 U
Benzo(g,h,i)perylene	10	µg/L	< 0.1	**0.16**	< 0.1	< 0.1	< 0.1	**0.12**	< 0.10	< 0.10	< 0.10	<0.19	< 0.22	< 0.10	< 0.12	< 0.11	< 0.19	< 0.19	< 0.19	< 0.19	< 0.19	< 10	--	< 10	< 10	10 U	2.0 U	2.0 U	2.0 U	2.0 U	10 U	10 U	10 U	10 U
Benzo(k)fluoranthene	10	µg/L	< 0.05	**0.092**	< 0.05	< 0.05	< 0.05	**0.068**	< 0.050	< 0.050	< 0.050	<0.19	< 0.22	< 0.10	< 0.12	< 0.11	< 0.19	< 0.19	< 0.19	< 0.19	< 0.19	< 10	--	< 10	< 10	10 U	2.0 U	2.0 U	2.0 U	2.0 U	10 U	10 U	10 U	10 U
Chrysene	0.2	µg/L	< 0.05	**0.055**	< 0.05	< 0.05	< 0.05	< 0.050	< 0.050	< 0.050	< 0.050	<0.19	< 0.22	< 0.046	< 0.055	< 0.049	< 0.19	< 0.19	< 0.19	< 0.19	< 0.19	< 0.05	--	< 0.05	< 0.05	0.05 U	2.0 U	2.0 U	2.0 U	2.0 U	10 U	10 U	10 U	10 U
Dibenzo(a,h)anthracene	0.3	µg/L	< 0.1	**0.13**	< 0.1	< 0.1	< 0.1	**0.13**	< 0.10	< 0.10	< 0.10	<0.19	< 0.22	< 0.10	< 0.12	< 0.11	< 0.19	< 0.19	< 0.19	< 0.19	< 0.19	< 0.1	--	< 0.1	< 0.1	0.1 U	2.0 U	2.0 U	2.0 U	2.0 U	10 U	10 U	10 U	10 U
Dibenzofuran	1	µg/L	--	--	--	--	--	--	--	--	--	--	--	--	--	--	--	--	--	--	--	--	--	--	--	--	1.0 U	2.0 U	2.0 U	2.0 U	10 U	10 U	10 U	10 U
Fluoranthene	1,000	µg/L	< 0.1	< 0.1	< 0.1	< 0.1	< 0.1	< 0.10	< 0.10	< 0.10	< 0.10	<0.19	< 0.22	< 0.10	< 0.12	< 0.11	< 0.19	< 0.19	< 0.19	< 0.19	< 0.19	< 10	--	< 10	< 10	10 U	2.0 U	2.0 U	2.0 U	2.0 U	10 U	10 U	10 U	10 U
Fluorene	1,000	µg/L	< 0.1	< 0.1	< 0.1	< 0.1	< 0.1	< 0.10	< 0.10	< 0.10	< 0.10	<0.19	< 0.22	< 0.10	< 0.12	< 0.11	< 0.19	< 0.19	< 0.19	< 0.19	< 0.19	< 10	--	< 10	< 10	10 U	2.0 U	2.0 U	2.0 U	2.0 U	10 U	10 U	10 U	10 U
Indeno(1,2,3-cd)pyrene	0.4	µg/L	< 0.05	**0.17**	< 0.05	< 0.05	< 0.05	**0.13**	< 0.050	< 0.050	< 0.050	<0.19	< 0.22	< 0.10	< 0.12	< 0.11	< 0.19	< 0.19	< 0.19	< 0.19	< 0.19	< 0.05	--	< 0.05	< 0.05	0.05 U	2.0 U	2.0 U	2.0 U	2.0 U	10 U	10 U	10 U	10 U
Naphthalene	20	µg/L	< 0.5	< 0.5	< 0.5	< 0.5	< 0.5	< 0.050	< 0.50	< 0.50	< 0.50	<0.19	**2.5**	**0.58**	**0.52**	< 0.11	< 0.19	**0.21**	< 0.19	< 0.19	**0.09 J**	< 10	--	< 10	< 10	10 U	**1.1**	**6.7**	2.0 U	**1.4**	10 U	10 U	10 U	10 U
Phenanthrene	10	µg/L	< 0.05	< 0.05	< 0.05	< 0.05	< 0.05	< 0.050	< 0.050	< 0.050	< 0.050	<0.19	< 0.22	< 0.10	< 0.12	< 0.11	< 0.19	< 0.19	< 0.19	< 0.19	< 0.19	< 10	--	< 10	< 10	10 U	2.0 U	2.0 U	2.0 U	2.0 U	10 U	10 U	10 U	10 U
Pyrene	1,000	µg/L	< 0.05	**0.051**	< 0.05	< 0.05	< 0.05	< 0.050	< 0.050	< 0.050	< 0.050	<0.19	< 0.22	< 0.10	< 0.12	< 0.11	< 0.19	< 0.19	< 0.19	< 0.19	< 0.19	< 10	--	< 10	< 10	10 U	2.0 U	2.0 U	2.0 U	2.0 U	10 UJ	10 U	10 U	10 U
Inorganic Compounds																																			
Aluminum (fume or dust)	*	mg/L	--	--	--	--	--	--	--	--	--	--	--	--	--	--	--	--	--	--	--	--	--	--	--	--	**0.631**	**4.81**	0.2 U	0.2 U	0.2 U	**0.032 B**	0.2 U	0.2 U
Antimony	0.01	mg/L	< 0.006	< 0.006	< 0.006	< 0.006	< 0.02	< 0.0200	< 0.0200	< 0.0200	< 0.0200	< 0.020	< 0.020	< 0.0053	< 0.0053	< 0.0053	< 0.020	< 0.020	< 0.020	< 0.020	< 0.020	< 0.0200	--	< 0.02	< 0.02	0.02 U	0.01 U	0.006 U	0.02 U	0.02 U	0.02 U	0.02 U	0.02 U	**0.0060 B**
Arsenic	0.05	mg/L	< 0.05	< 0.05	< 0.05	< 0.05	< 0.05	< 0.0500	< 0.0500	< 0.0500	< 0.0500	< 0.020	< 0.020	**0.0046 J**	**0.0047 J**	**0.0047 J**	< 0.020	< 0.020	< 0.020	< 0.010	< 0.010	<0.0500	--	< 0.05	< 0.05	0.05 U	0.01 U	0.01 U	0.01 U	0.01 U	0.01 U	0.01 U	0.01 U	0.01 U
Barium	2	mg/L	**0.0528**	**0.0504**	**0.0471**	**0.0485**	**0.0545**	**0.0758**	**0.0499**	**0.0602**	**0.0757**	**0.13**	**0.068**	**0.047**	**0.059**	**0.078**	**0.066**	**0.066**	**0.072**	**0.056**	**0.083**	**0.0542**	--	**0.0516**	**0.0311**	**0.0415**	0.2 U	**0.0139**	**0.14**	**0.14**	**0.14**	**0.18**	**0.17**	**0.17**
Beryllium	0.004	mg/L	< 0.004	< 0.004	< 0.004	< 0.004	< 0.01	< 0.0100	< 0.0100	< 0.0100	< 0.0100	< 0.0040	< 0.0040	< 0.00020	< 0.00020	**0.00025 J**	< 0.0040	< 0.0040	< 0.0040	< 0.0040	< 0.0040	< 0.0100	--	< 0.010	< 0.010	0.01 U	0.005 U	0.004 U	0.004 U	0.004 U	0.004 U	0.004 U	0.004 U	**0.0019 B**
Cadmium	0.005	mg/L	< 0.005	< 0.005	< 0.005	< 0.005	< 0.005	< 0.0050	< 0.0050	< 0.0050	< 0.0050	< 0.0050	< 0.0050	< 0.0020	< 0.0020	**0.0045 J**	< 0.0050	< 0.0050	< 0.0050	< 0.0050	< 0.0050	< 0.0050	--	< 0.005	< 0.005	0.005 U	0.002 U	0.005 U	0.005 U	0.005 U	0.005 UJ	0.005 U	0.005 U	0.005 U
Calcium metal	*	mg/L	--	--	--	--	--	--	--	--	--	--	--	--	--	--	--	--	--	--	--	--	--	--	--	--	**40.5**	**41.7**	**50**	**52**	**48**	**63**	**59**	**56**
Chromium	0.1	mg/L	< 0.01	< 0.01	< 0.01	< 0.01	< 0.01	< 0.0100	< 0.0100	< 0.0100	< 0.0100	< 0.010	< 0.010	**0.0040 J**	**0.013**	**0.0079 J**	**0.0042 J**	< 0.010	< 0.010	0.013	**0.0055 J**	< 0.0100	--	**0.0117**	< 0.010	0.01 U	0.005 U	**0.101**	0.01 U	0.01 U	0.01 UJ	0.01 U	0.01 U	0.01 U
Cobalt	*	mg/L	--	--	--	--	--	--	--	--	--	--	--	--	--	--	--	--	--	--	--	--	--	--	--	--	**0.0626**	**0.0917**	0.01 U	0.01 U	0.01 UJ	**0.015**	**0.014**	**0.013**
Copper	1.3	mg/L	< 0.01	< 0.01	< 0.01	< 0.01	< 0.01	< 0.0100	< 0.0100	< 0.0100	< 0.0100	< 0.020	< 0.020	< 0.0019	< 0.0019	< 0.0019	**0.0022 J**	< 0.020	< 0.020	< 0.020	< 0.020	< 0.0100	--	< 0.010	< 0.010	0.01 U	0.025 U	0.02 U	0.02 U	0.02 U	0.02 U	**0.0016 B**	0.02 U	0.02 U
Cyanide	0.2	mg/L	< 0.01	< 0.01	< 0.01	< 0.01	< 0.01	< 0.010	< 0.010	< 0.010	< 0.010	< 0.010	< 0.010	< 0.0050	**0.0090 J**	< 0.0050	< 0.010	< 0.010	< 0.010	< 0.010	< 0.010	< 0.010	--	< 0.010	< 0.010	0.01 U	0.01 U	0.01 U	0.01 U	0.01 U	0.015 U	0.01 U	0.01 U	0.01 U
Lead	0.015	mg/L	< 0.01	< 0.01	< 0.01	< 0.01	< 0.01	< 0.0100	< 0.0100	< 0.0100	< 0.0100	< 0.010	< 0.010	< 0.0040	< 0.0040	< 0.0040	< 0.010	< 0.010	< 0.010	**0.0029 J**	< 0.0050	< 0.0100	--	< 0.010	< 0.010	0.01 U	0.003 U	0.005 U	0.005 U	0.005 U	0.005 UJ	0.005 U	0.005 U	**0.0016 B**
Magnesium	*	mg/L	--	--	--	--	--	--	--	--	--	--	--	--	--	--	--	--	--	--	--	--	--	--	--	--	**34.3**	**34.2**	**43**	**43**	**43**	**53**	**51**	**49**
Mercury	0.002	mg/L	< 0.0002	< 0.0002	< 0.0002	< 0.0002	< 0.0002	< 0.00020	< 0.00020	< 0.00020	< 0.00020	< 0.00020	< 0.00020	< 0.000091	< 0.000091	< 0.000091	< 0.00020	< 0.00020	< 0.00020	< 0.00020	< 0.00020	< 0.00020	--	< 0.0002	< 0.0002	0.0002 U	0.0002 U	0.0002 U	0.0002 U	0.0002 U	0.0002 U	0.0002 U	0.0002 U	0.00020 U
Nickel	0.1	mg/L	< 0.02	< 0.02	< 0.02	< 0.02	< 0.02	< 0.0200	< 0.0200	< 0.0200	< 0.0200	< 0.040	< 0.040	**0.0070 J**	**0.0036 J**	**0.0068 J**	**0.0092 J**	< 0.040	< 0.040	**0.0021 J**	**0.0071 J**	< 0.0200	--	< 0.02	< 0.02	0.02 U	0.04 U	0.04 U	0.04 U	0.04 U	0.04 UJ	**0.0066 B**	**0.0054 B**	**0.0063 B**
Potassium	*	mg/L	--	--	--	--	--	--	--	--	--	--	--	--	--	--	--	--	--	--	--	--	--	--	--	--	5 U	**5.34**	**1.3**	**1.2**	**1.3**	**1.6**	**1.5**	**1.5**
Selenium	0.05	mg/L	< 0.02	< 0.02	< 0.02	< 0.02	< 0.02	< 0.0200	< 0.0200	< 0.0200	< 0.0200	< 0.020	< 0.020	< 0.0064	**0.0099 J**	< 0.0064	< 0.020	< 0.020	< 0.020	**0.0066 J**	**0.0097 J**	< 0.0200	--	< 0.02	< 0.02	0.02 U	**0.0097**	**0.019**	0.01 U	0.01 U	0.01 U	0.01 U	0.01 U	0.01 U
Sodium	*	mg/L	--	--	--	--	--	--	--	--	--	--	--	--	--	--	--	--	--	--	--	--	--	--	--	--	**81.8**	**75.5**	**150**	**140**	**130**	**160**	**130**	**130**
Thallium	0.002	mg/L	< 0.002	< 0.002	< 0.002	< 0.002	< 0.02	< 0.0200	< 0.0200	< 0.0200	< 0.0200	< 0.0010	< 0.0010	< 0.00025	< 0.00025	< 0.00025	< 0.0010	< 0.0010	< 0.0010	< 0.0010	< 0.0010	< 1.00	--	< 1.00	< 1	0.001 U	0.001 U	0.001 U	0.002 U	0.001 U	0.002 U	0.002 UWN	0.002 U	0.002 U
Vanadium (fume or dust)	0.2	mg/L	**0.015**	**0.0112**	**0.0157**	**0.0196**	**0.0176**	**0.0607**	**0.0135**	**0.0374**	**0.0155**	**0.016**	< 0.010	**0.0075 J**	**0.019**	**0.012**	**0.019**	**0.028**	**0.023**	**0.017**	**0.0110 J**	**0.0194**	--	**0.0163**	**0.0246**	**0.0319**	**0.0601**	**0.484**	0.01 U	0.01 U	0.01 UJ	**0.0052 B**	**0.0034 B**	**0.0034 B**
Zinc	2	mg/L	< 0.02	< 0.02	< 0.02	**0.0232**	< 0.02	**0.0312**	< 0.0200	< 0.0200	< 0.0200	< 0.020	< 0.020	**0.016 J**	**0.019 J**	**0.029**	**0.011 J**	< 0.020	< 0.020	**0.011 J**	0.011	< 0.0200	--	< 0.02	< 0.02	0.02 U	**0.0475**	**0.079**	0.02 U	0.02 U	**0.03**	**0.015 B**	**0.017 B**	**0.015 B**

Notes:
* - Not a HSRA regulated compound
ISCO - *in-situ* chemical oxidation

Data Qualifier Defintions:
-- - Not analyzed
B (Inorganics) - Estimated analyte concentration
D - Analyte concentration reported from secondary dilution
DB - Analyte concentration reported from secondary dilution; analyte detected in method blank
H - Holding time exceeded for sample
J - Estimated analyte concentration
JB (Organic) - Estimated analyte concentration; analyte detected in method blank
Bold = Exceeds the laboratory detection limit
Bold and shaded - Analyte concentration exceeds the Type 1 RRS
JM (Organic) - Estimated analyte concentration; spike sample recovery outside control limits
M (Organic) - Spike sample recovery outside control limits
N - Spike sample recovery outside of control limits
R - Sample data results rejected due to deficiencies in the ability to meet quality control standards
RRS - Risk Reduction Standard
< - Analyte not detected at referenced detection limit
UJ - Analyte not detected; low method bias and/or matrix interference
UN - Analyte not detected; spiked sample recovery outside of control limits
UR - Analyte not detected; data rejected
UWN - Analyte not detected; post digestion spike and spike sample recovery outside control limits

Appendix E-1
Summary of Historical Groundwater Sampling Data - Alluvium, Galliard, and Saprolite Monitoring Wells
January 2001 through July 2017
Atlanta Gas Light Company
Former Manufactured Gas Plant Site
Augusta, Georgia

Chemical Name	Type 1 Risk Reduction Standard	Location ID	MW-205																												
		Sample Date	7/26/2017	1/25/2017	7/27/2016	1/20/2016	7/16/2014	1/9/2014	1/10/2013	7/26/2012	1/25/2012	7/7/2011	1/20/2011	7/13/2010	1/12/2010	7/29/2009	1/21/2009	7/23/2008	1/10/2008	1/17/2006	7/22/2005	7/16/2004	1/24/2004	7/18/2003	4/4/2002	1/22/2002	01/02 DUP	7/17/2001	07/01 DUP	1/23/2001
		Unit	Post-ISCO																		Pre-ISCO										
Field Parameters																															
Conductivity	*	mS/cm	0.617	0.626	0.667	0.532	0.568	0.455	0.464	0.202	0.417	0.463	0.85	0.41	0.486	0.548	0.33	0.577	0.497	--	--	--	--	--	--	--	--	--	--	--	--
Dissolved Oxygen (YSI)	*	mg/L	0.08	0.08	0.13	0.22	0.23	0.39	0.36	0.25	1.04	0.28	5.44	0.23	1.37	1.18	5.96	0.61	1.03	--	--	--	--	--	--	--	--	--	--	--	--
Oxidation Reduction Potential	*	mV	-59.6	-73	-71.7	-96.6	-107.1	-103.4	18.1	-29.2	-57.8	-59.6	57.3	-109.7	8.15	-36.8	-27	-29.8	-60.1	--	--	--	--	--	--	--	--	--	--	--	--
pH	*	SU	6.0	6.03	6.05	6.2	6.43	6.25	6.32	6.21	6.27	6.60	0.382	5.95	6.15	6.43	0.426	6.08	5.79	--	--	--	--	--	--	--	--	--	--	--	--
Temperature	*	Celsius	24.31	20.46	23.8	19.39	22.24	18.74	21.13	21.81	20.56	24.56	17.03	21.64	15.94	23.08	19.82	26.48	22.91	--	--	--	--	--	--	--	--	--	--	--	--
Turbidity	*	NTU	5.32	2.79	6.38	7.64	11.1	7.53	6.42	10.5	9.26	26.6	11.4	3.1	9.3	8	4.2	8.76	2.29	--	--	--	--	--	--	--	--	--	--	--	--
Monitored Natural Attenuation Parameters																															
Carbon Dioxide	*	µg/L	--	--	--	--	342	332	140	140	2,800 B	380 B	2,300	2,600	1,900	2,100 *	2,300	3,000	< 1000	--	--	--	--	--	--	--	--	--	--	--	--
Iron	*	mg/L	--	--	--	--	--	--	--	--	--	--	--	--	--	--	--	--	--	54.8	34.2	0.34	0.46	0.19	--	1.1	1.2	0.36	0.52	0.49
Iron, as Ferrous (Fe+2)	*	mg/L	--	--	--	--	3.78	0.949	0.35 HF	0.29 HF	1.7 HF	0.045 J HF	1.9 HF	2.0 HF	0.33 HF	< 0.10 HF	0.50 HF	0.19	5.87	--	--	--	--	--	--	--	--	--	--	--	--
Manganese, Total	*	mg/L	--	--	--	--	--	--	--	--	--	--	--	--	--	--	--	--	--	2.46	3.8	1.7	1.7	1.6	--	1.5	1.6	1.4	1.4	1.5
Manganese, Dissolved	*	mg/L	--	--	--	--	--	--	--	--	--	--	--	--	--	--	--	--	--	--	--	--	--	--	--	--	--	--	--	--	--
Methane	*	µg/L	--	--	--	--	180	290	380	2000	230	260	250	130	520	310	250	300	490	--	--	--	--	--	--	--	--	--	--	--	--
Nitrate	*	mg/L	--	--	--	--	< 0.25	<0.25	< 0.25	< 0.25	< 0.25	< 0.075	< 0.36	<1.1	< 1.1	< 1.1	< 0.050	0.20	< 0.25	--	--	--	--	--	--	--	--	--	--	--	--
Nitrogen	*	mg/L	--	--	--	--	--	--	--	--	--	--	--	--	--	--	--	--	--	--	--	--	--	--	--	--	--	--	--	--	--
Nitrogen, ammonia (as N)	*	mg/L	--	--	--	--	--	--	--	--	--	--	--	--	--	--	--	--	--	--	--	--	--	--	--	--	--	--	--	--	--
Oxygen	*	mg/L	--	--	--	--	6 H	6.82 H	5.1	2.4	1.6	1.3	1.2	1.4	1.3	2.1	1.3	0.99	1.9	--	--	--	--	--	--	--	--	--	--	--	--
Sulfate	*	mg/L	--	--	--	--	79	7.8	< 5.0	< 5.0	3.2 J	< 2.6	6.5	23	16	24	26	41	86	--	--	--	--	--	--	--	--	--	--	--	--
Sulfide	*	mg/L	--	--	--	--	--	--	--	--	--	--	--	--	--	--	--	--	--	--	--	--	--	--	--	--	--	--	--	--	--
Volatile Organic Compounds																															
Acetone	4,000	µg/L	< 50	< 50	< 50	< 50	< 50	<50	< 100	< 100	**5.7 J**	**21 J**	< 500	< 1000	< 10000	< 2000	< 2000	< 5000	**150**	**2,000**	**5,400**	< 2,500	< 2,500	< 1,300	--	< 1,200	< 1,200	< 620	< 1,200	< 1,200
Benzene	5	µg/L	**390**	**690**	**730**	**1000**	**1,100**	**3,100**	**4,300 D**	**3,300 D**	**6,600**	**12,000**	**8,900**	**5,600**	**12,000**	**7,500 D**	**2,700**	**5,500**	**8,300**	**6,500**	**5,500**	**4,100**	**3,500**	**3,300**	**6,400**	**6,400**	**6,000**	**5,500 D**	**6,500**	**7,700**
Carbon Disulfide	4,000	µg/L	< 5.0	< 5.0	< 5.0	< 5.0	< 5.0	<5.0	< 5.0	< 5.0	< 0.60	< 0.60	< 60	< 500	< 500	< 100	< 100	< 250	< 5.0	< 200	< 200	< 100	< 100	< 50	--	< 50	< 50	< 50	< 50	< 50
Ethylbenzene	700	µg/L	**130**	**110**	**72**	**95**	**170**	**360**	**400 D**	**490 D**	**660**	**510 J**	**490 J**	**220**	**750**	**440**	< 100	200 J	**160**	< 200	**130**	**180**	**260**	**240**	**280**	**350**	**360**	**450**	**610**	**470**
Methylene Chloride	5	µg/L	< 5.0	< 5.0	< 5.0	< 5.0	< 5.0	<5.0	< 5.0	< 5.0	< 1.0	< 1.0	< 100	< 50	< 500	< 100	260	< 250	< 5.0	< 200	< 100	< 500	< 500	< 250	< 250	< 250	< 250	< 0.12	< 250	**55 JB**
Toluene	1,000	µg/L	**35**	**130**	**90**	**120**	**77**	**99**	**940 D**	**1,100 D**	**1,500**	**4,300**	**1,400**	**340**	**2,200**	**1,300**	**650**	**1,600**	**2,800**	**5,100**	**4,300**	**2,500**	**2,400**	**2,400**	**5,800**	**6,700**	**6,400**	**6,700 D**	**8,400**	**8,100**
Trichloroethylene	5	µg/L	< 5.0	< 5.0	< 5.0	< 5.0	< 5.0	<5.0	< 5.0	< 5.0	< 0.13	< 0.13	< 13	< 50	< 500	< 100	< 100	< 250	< 5.0	< 200	< 200	< 100	< 100	< 50	< 50	< 50	< 50	< 0.025	< 50	< 50
Xylenes, total	2,000	µg/L	**93**	**110**	**100**	**166**	**220**	**250**	**500 D**	**640 D**	**640**	**1,000**	**680**	**520**	**1,100**	**940**	**790**	**970**	**1,100**	**1,600**	**1,100**	**1,800**	**2,200**	**2,300**	--	**3,400**	**3,500**	**4,600**	**6,100**	**4,600**
Semivolatile Organic Compounds																															
2-Methylnaphthalene	*	µg/L	--	--	--	--	--	--	--	--	--	--	--	--	--	--	--	--	--	**1,200**	**2,500**	**760**	**1,200**	**820**	--	**1,100**	**1,200**	**1,400 D**	**1,200 D**	**1,200**
Acenaphthene	2,000	µg/L	< 50	**9.1**	**8.0**	< 50	**12**	**14**	<22	**11**	**11**	**2.6**	**6.8**	**5.2**	**3.1**	< 10 *	< 38	**2.5 J**	< 10	< 27	< 30	< 200	< 160	**20**	**42 J**	**23 J**	**23 J**	**27 J**	**26 J**	**26 J**
Acenaphthylene	10	µg/L	**7.5**	**6.6**	**5.0**	**5.8**	**7.0**	**6.7**	<22	**6.9**	**14**	**2.6**	**18**	**11**	**11**	**11**	**9.5 J**	**6.3**	**22**	**65**	**490**	**200**	**190**	**300**	**580**	**350**	**400**	**460**	**430**	**380**
Anthracene	10	µg/L	**3.0**	**3.6**	**2.9**	**3.1**	**4.3**	**3.7**	<22	< 3.9	**4.3**	**2.9**	**4.7**	**3.6**	**4.2**	< 10	< 38	**3.2 J**	**10**	< 27	**88**	< 200	**15**	< 10	**38 J**	**10 J**	**10 J**	**15 J**	**18 J**	**15 J**
Benz(a)anthracene	0.1	µg/L	**0.88**	**0.92**	**0.42**	**0.55**	**2.5**	**1.3**	<22	< 3.9	**1.5 J**	**2.1**	**1.7 J**	**1.2 J**	**3.4**	< 10	< 38	**0.52 J**	**0.78**	< 27	**86**	< 200	**3.8**	< 10	**20 J**	< 200	< 100	**6.1 J**	**9.3 J**	**3.2 J**
Benzo(a)pyrene	0.2	µg/L	**0.28**	**0.33**	**0.064**	**0.16**	**1.8**	**0.73**	<22	< 3.9	< 1.1	**1.4**	**1.1 J**	< 1.9	**2.9**	< 10	< 38	< 3.9	**0.16**	< 27	**55**	< 200	**4.2**	< 10	**14 J**	< 200	< 100	**3.3 J**	**5.6 J**	< 50
Benzo(b)fluoranthene	0.2	µg/L	**0.32**	**0.27**	**0.1**	**0.19**	**1.7**	**0.59**	<22	< 3.9	< 1.1 *	**0.86**	< 1.0	< 1.9 *	**2**	< 10	< 38	< 3.9	**0.20**	< 27	**49**	< 200	**4**	< 10	**10 J**	< 200	< 100	**2.7 J**	**0.43 J**	< 50
Benzo(g,h,i)perylene	10	µg/L	**0.14**	**0.14**	< 0.1	**0.11**	**0.76**	**0.27**	<22	< 3.9	< 1.1	**0.41**	< 1.0	< 1.9	<2.0	< 10	< 38	< 3.9	< 10	< 27	**34**	< 200	**1.5**	< 10	< 100	< 200	< 100	< 50	< 50	< 50
Benzo(k)fluoranthene	10	µg/L	**0.11**	**0.13**	< 0.05	**0.066**	**0.59**	**0.2**	<22	< 3.9	< 1.1	**1.0**	< 1.0	< 1.9	<2.0	< 10	< 38	< 3.9	< 10	< 27	**32**	< 200	< 0.2	< 10	< 100	< 200	< 100	< 50	< 50	< 50
Chrysene	0.2	µg/L	**0.59**	**0.69**	**0.26**	**0.29**	**2**	**0.9**	<22	< 3.9	**1.4 J**	**1.7**	**1.6 J**	**0.97 J**	**2.6**	< 10	< 38	< 3.9	**0.62**	< 27	**85**	< 200	**3.4**	< 10	**19 J**	< 200	< 100	**5.8 J**	**9.1 J**	**3.3 J**
Dibenzo(a,h)anthracene	0.3	µg/L	< 0.1	< 0.1	< 0.1	< 0.1	**0.19**	<0.10	<22	< 3.9	< 1.1	**0.18 J**	< 1.0	< 1.9	< 2.0	< 10	< 38	< 3.9	< 0.10	< 27	< 30	< 200	< 0.2	< 10	< 100	< 200	< 100	< 50	< 50	< 50
Dibenzofuran	1	µg/L	--	--	--	--	--	--	--	--	--	--	--	--	--	--	--	--	--	< 130	**50**	< 200	< 160	**12**	--	**14 J**	**16 J**	**17 J**	**17 J**	**18 J**
Fluoranthene	1,000	µg/L	**4.4**	**4.8**	**3.1**	**3.4**	**5.6**	**4.3**	<22	< 3.9	**6.2**	**3.5**	**6.8**	**4.4**	**8.5**	< 10	**3.7 J**	**3.8 J**	< 10	**98**	**200**	< 200	**13**	< 10	**43 J**	< 200	**5.1 J**	**14 J**	**20 J**	**11 J**
Fluorene	1,000	µg/L	**14**	**18**	**16**	**16**	**31**	**38**	**33**	**47**	**68**	**38**	**75**	**46**	**29**	**48**	**21 J**	10	**26**	**97**	**260**	< 200	< 160	**51**	**120**	**58 J**	**61 J**	**76**	**76**	**90**
Indeno(1,2,3-cd)pyrene	0.4	µg/L	**0.11**	**0.12**	< 0.05	**0.1**	**0.65**	**0.24**	<22	< 3.9	< 1.1	**0.32**	< 1.0	< 1.9	< 2.0	< 10	< 38	< 3.9	0.11	< 27	**44**	< 200	**1.2**	< 10	< 100	< 200	< 100	< 50	< 50	< 50
Naphthalene	20	µg/L	**400**	**210**	**190**	**66**	**390**	**1,300**	**1,400 D**	**2,300**	**600 D**	**0.53**	**3,800**	**1,300**	**1,400**	**1,900 B**	**2,200**	**2,000**	**2,900**	**5,500**	**17,000**	**5,700**	**8,800**	**12,000**	**7,700 D**	**13,000 D**	**15,000 D**	**17,000 D**	**14,000 D**	**12,000 D**
Phenanthrene	10	µg/L	**26**	**24**	**20**	**18**	**38**	**41**	**30**	**40**	**56**	**17**	**46 ***	**35**	**22**	**17**	**13 J**	**28**	**64**	**300**	**580**	< 200	< 160	**50**	**210**	**69 J**	**71 J**	**91**	**110**	**90**
Pyrene	1,000	µg/L	**5.5**	**6.1**	**3.6**	**4.0**	**7.2**	**5**	<22	**4.6**	**7.4**	**7.7**	**8.8**	6	**10**	< 10	**5.6 J**	**3.9**	< 10	**120**	**220**	< 200	**14**	< 10	**69 J**	< 200	**6.9 J**	**20 J**	**31 J**	**14 J**
Inorganic Compounds																															
Aluminum (fume or dust)	*	mg/L	--	--	--	--	--	--	--	--	--	--	--	--	--	--	--	--	--	**29.6**	**115**	< 0.2	< 0.2	< 0.2	--	**0.041 B**	**0.062 B**	**0.21 N**	**0.43 N**	**0.21**
Antimony	0.01	mg/L	< 0.006	< 0.006	< 0.006	< 0.006	< 0.0200	< 0.0200	< 0.020	< 0.020	< 0.0053	< 0.0053	< 0.0053	< 0.020	< 0.020	< 0.020	< 0.020	< 0.020	< 0.0200	< 0.01	< 0.06	< 0.02	< 0.02	< 0.02	--	< 0.02	< 0.02	< 0.02	< 0.02	< 0.02
Arsenic	0.05	mg/L	< 0.05	< 0.05	< 0.05	< 0.05	< 0.0500	< 0.0500	< 0.020	< 0.020	< 0.0046	< 0.0046	< 0.0046	**0.0059 J**	< 0.020	< 0.020	**0.0063 J**	< 0.010	<0.0500	**0.0195**	**0.0266**	< 0.01	< 0.01	< 0.01	--	< 0.01	< 0.01	< 0.01	< 0.01	< 0.01
Barium	2	mg/L	**0.0128**	**0.00772**	**0.00877**	< 0.02	< 0.0200	<0.0200	< 0.010	< 0.010	**0.0078 J**	**0.020**	**0.013**	**0.012**	< 0.010	< 0.010	**0.0055 J**	**0.0097 J**	< 0.0200	< 0.2	**0.075**	**0.14**	**0.14**	**0.13**	--	**0.11**	**0.11**	**0.12**	**0.12**	**0.13**
Beryllium	0.004	mg/L	< 0.004	< 0.004	< 0.004	< 0.004	< 0.0100	< 0.0100	< 0.0040	< 0.0040	< 0.00020	< 0.00020	**0.00042 JB**	**0.00027 J**	< 0.0040	< 0.0040	< 0.0040	< 0.0040	< 0.0100	**0.0074**	**0.0233**	< 0.004	< 0.004	< 0.004	--	< 0.004	< 0.004	< 0.004	< 0.004	< 0.004
Cadmium	0.005	mg/L	< 0.005	< 0.005	< 0.005	< 0.005	< 0.0050	< 0.0050	< 0.0050	< 0.0050	< 0.0020	< 0.0020	< 0.0020	< 0.0050	< 0.0050	< 0.0050	< 0.0050	< 0.0050	< 0.0050	< 0.002	< 0.005	< 0.005	< 0.005	< 0.005	--	< 0.005	< 0.005	< 0.005	< 0.005	< 0.005
Calcium metal	*	mg/L	--	--	--	--	--	--	--	--	--	--	--	--	--	--	--	--	--	**43**	**65.7**	**63**	**65**	**60**	--	**53**	**54**	**51**	**52**	**54**
Chromium	0.1	mg/L	< 0.01	< 0.01	< 0.01	< 0.01	**0.0133**	< 0.0100	< 0.010	< 0.010	**0.0014 J**	**0.0035 J**	**0.0035 J**	**0.0043 J**	< 0.010	< 0.010	**0.0033 JB**	**0.0027 J**	< 0.0100	**0.178**	**0.494**	< 0.01	< 0.01	< 0.01	--	< 0.01	< 0.01	< 0.01	< 0.01	< 0.01
Cobalt	*	mg/L	--	--	--	--	--	--	--	--	--	--	--	--	--	--	--	--	--	**0.314**	**0.607**	< 0.01	< 0.01	< 0.01	--	**0.0054 B**	**0.0061 B**	**0.0047 B**	**0.0054 B**	**0.0060 B**
Copper	1.3	mg/L	< 0.01	< 0.01	< 0.01	< 0.01	< 0.0100	< 0.0100	< 0.020	< 0.020	< 0.0019	**0.0033 J**	**0.0050 JB**	**0.0024 J**	< 0.020	< 0.020	< 0.020	< 0.020	< 0.0100	**0.0365**	**0.212**	< 0.02	< 0.02	< 0.02	--	< 0.02	< 0.02	< 0.02	< 0.02	**0.0013 B**
Cyanide	0.2	mg/L	< 0.01	< 0.01	< 0.01	**0.012**	**0.012**	< 0.010	<0.010	**0.012**	**0.012**	**0.014**	**0.020**	**0.013**	**0.025**	**0.033**	**0.03**	**0.0084 J**	**0.023**	< 0.01	< 0.01	< 0.01	< 0.01	< 0.015	--	< 0.01	< 0.01	< 0.01	< 0.01	< 0.01
Lead	0.015	mg/L	< 0.01	< 0.01	< 0.01	< 0.01	< 0.0100	< 0.0100	< 0.010	< 0.010	< 0.0040	**0.0053 J**	< 0.0040	< 0.010	< 0.010	< 0.010	< 0.0050	< 0.0050	< 0.0100	< 0.003	**0.0293**	< 0.005	< 0.005	< 0.005	--	< 0.005	< 0.005	< 0.005	< 0.005	< 0.005
Magnesium	*	mg/L	--	--	--	--	--	--	--	--	--	--	--	--	--	--	--	--	--	**38.9**	**58.2**	**54**	**55**	**58**	--	**47**	**49**	**46**	**46**	**49**
Mercury	0.002	mg/L	< 0.0002	< 0.0002	< 0.0002	< 0.0002	< 0.00020	< 0.00020	< 0.00020	< 0.00020	< 0.000091	< 0.000091	< 0.000091	< 0.00020	< 0.00020	< 0.00020	< 0.00020	< 0.00020	< 0.00020	< 0.0002	< 0.0002	< 0.0002	< 0.0002	< 0.0002	--	< 0.0002	< 0.0002	< 0.0002	< 0.0002	< 0.0002
Nickel	0.1	mg/L	< 0.02	< 0.02	< 0.02	< 0.02	< 0.0200	< 0.0200	< 0.040	< 0.040	**0.0030 J**	**0.0059 J**	**0.0060 J**	**0.0096 J**	< 0.040	< 0.040	**0.029 J**	**0.0300 J**	< 0.0200	**0.196**	**0.385**	< 0.04	< 0.04	< 0.04	--	< 0.04	< 0.04	< 0.04	< 0.04	< 0.04
Potassium	*	mg/L	--	--	--	--	--	--	--	--	--	--	--	--	--	--	--	--	--	**8.95**	**14**	**1.7**	**1.5**	**1.2**	--	**1.3**	**1.3**	**1.3**	**1.3**	**1.3**
Selenium	0.05	mg/L	< 0.02	< 0.02	< 0.02	< 0.02	< 0.0200	< 0.0200	< 0.020	< 0.020	< 0.0064	< 0.0064	< 0.0064	< 0.020	< 0.020	< 0.020	< 0.010	< 0.010	< 0.0200	**0.0102**	**0.0227**	< 0.01	< 0.01	< 0.01	--	< 0.01	< 0.01	< 0.01	< 0.01	< 0.01
Sodium	*	mg/L	--	--	--	--	--	--	--	--	--	--	--	--	--	--	--	--	--	**21.6**	**26.9**	**97**	**87**	**79**	--	**55**	**56**	**67**	**68**	**66**
Thallium	0.002	mg/L	< 0.002	< 0.002	< 0.002	< 0.002	< 0.0200	< 0.0200	< 0.0010	< 0.0010	< 0.00025	< 0.00025	< 0.00025	< 0.0010	< 0.0010	< 0.0010	< 0.0010	< 0.0010	< 1.00	< 0.001	< 0.001	< 0.002	< 0.001	< 0.002	--	< 0.002	< 0.002	< 0.002	< 0.002	< 0.002
Vanadium (fume or dust)	0.2	mg/L	< 0.01	< 0.01	< 0.01	< 0.01	< 0.0100	< 0.0100	< 0.010	< 0.010	< 0.0024	< 0.0024	< 0.0024	< 0.010	< 0.010	< 0.010	< 0.010	< 0.010	< 0.0100	**0.235**	**0.75**	< 0.01	< 0.01	< 0.01	--	< 0.01	< 0.01	< 0.01	< 0.01	< 0.01
Zinc	2	mg/L	< 0.02	< 0.02	< 0.02	**0.0341**	< 0.0200	< 0.0200	< 0.020	< 0.020	< 0.0087	**0.030**	**0.030**	**0.022**	< 0.020	< 0.020	**0.022**	< 0.020	< 0.0200	**0.38**	**0.992**	< 0.02	< 0.02	**0.05**	--	**0.009 B**	**0.011 B**	**0.01 B**	**0.0076 B**	**0.02 B**

Notes:
* - Not a HSRA regulated compound
ISCO - *in-situ* chemical oxidation

Data Qualifier Defintions:
-- - Not analyzed
B (Inorganics) - Estimated analyte concentration
D - Analyte concentration reported from secondary dilution
DB - Analyte concentration reported from secondary dilution; analyte detected in method blank
H - Holding time exceeded for sample
J - Estimated analyte concentration
JB (Organic) - Estimated analyte concentration; analyte detected in method blank
Bold = Exceeds the laboratory detection limit
Bold and shaded - Analyte concentration exceeds the Type 1 RRS
JM (Organic) - Estimated analyte concentration; spike sample recovery outside control limits
M (Organic) - Spike sample recovery outside control limits
N - Spike sample recovery outside of control limits
R - Sample data results rejected due to deficiencies in the ability to meet quality control standards
RRS - Risk Reduction Standard
< - Analyte not detected at referenced detection limit
UJ - Analyte not detected; low method bias and/or matrix interference
UN - Analyte not detected; spiked sample recovery outside of control limits
UR - Analyte not detected; data rejected
UWN - Analyte not detected; post digestion spike and spike sample recovery outside control limits

Chemical Name	Type 1 Risk Reduction Standard	Location ID	MW-206																																				
		Sample Date	7/25/2017	1/24/2017	7/26/2016	1/19/2016	7/30/2015	1/14/2015	7/16/2014	1/14/2014	7/10/2013	1/10/2013	7/26/2012	1/23/2012	7/6/2011	1/19/2011	7/14/2010	1/6/2010	7/28/2009	07/09 DUP	1/15/2009	7/22/2008	1/8/2008	8/21/2007**	08/07 DUP	7/11/2007	2/15/2007	7/13/2006	1/14/2006	7/21/2005	1/19/2005	7/14/2004	1/24/2004	1/17/2003	7/10/2002	4/3/2002	1/21/2002	7/12/2001	1/19/2001
		Unit	Post-ISCO																											Pre-ISCO									
Field Parameters																																							
Conductivity	*	mS/cm	0.593	0.545	0.579	0.508	680	0.711	0.66	0.637	0.583	0.536	5.810	0.585	0.607	14.56	0.696	0.664	0.755	0.755	5.16	0.602	0.568	0.342	--	0.497	0.456	0.377	--	--	--	--	--	--	--	--	--	--	--
Dissolved Oxygen (YSI)	*	mg/L	0.19	1.38	0.29	2.06	1.93	7.73	3.29	3.82	1.91	3.17	2.48	9.59	5.80	9.05	4.27	21.57	9.57	9.57	6.5	2.67	3.05	5.44	--	5.42	0.99	0.19	--	--	--	--	--	--	--	--	--	--	--
Oxidation Reduction Potential	*	mV	-38.2	-46.1	-43.6	-44.9	242.6	42.6	-45.7	-46.2	-39.1	-39.2	-9.0	13.2	-21.1	175	132	12.7	145.1	145.1	-30.3	-158.4	-89.2	-50.7	--	15.1	-31.9	-20.4	--	--	--	--	--	--	--	--	--	--	--
pH	*	SU	6.95	6.84	6.8	6.79	6.92	8.29	7.09	7.59	6.58	6.55	6.43	9.37	6.98	0.643	7.25	10.24	7.37	7.37	0.78	8.41	7.61	9.79	--	8.42	6.13	6.14	--	--	--	--	--	--	--	--	--	--	--
Temperature	*	Celsius	22.62	21.98	21.56	20.04	28	12.40	24.26	19.70	20.61	23.55	30.20	16.03	22.39	19.63	24.18	16.34	30.78	30.78	19.9	25.03	21.72	23.36	--	22.18	17.79	23.35	--	--	--	--	--	--	--	--	--	--	--
Turbidity	*	NTU	1.32	1.05	4.01	7.5	17.1	8.75	249	23.20	9.72	9.96	7	1.68	5.97	15.6	4.93	3.85	18	18	9.9	10.8	14.5	29.8	--	72.3	0.62	3.23	--	--	--	--	--	--	--	--	--	--	--
Monitored Natural Attenuation Parameters																																							
Carbon Dioxide	*	µg/L	--	--	--	--	--	319	296	317	268	76	62	73 B	720 B	33 J	710 B	< 50	400 *	380 *	87	32 J	< 1000	--	--	< 1000	--	120	--	--	--	--	--	--	--	--	--	--	--
Iron	*	mg/L	--	--	--	--	--	--	--	--	--	--	--	--	--	--	--	--	--	--	--	--	--	--	--	--	--	8.64	11.2	7.35	9.9	7.5	11	23	11	--	12	9.4	11 N
Iron, as Ferrous (Fe+2)	*	mg/L	--	--	--	--	--	< 0.100	0.923	1.96	0.352	0.83 HF	0.56 HF	0.037 J HF	< 0.025 HF	0.044 JHF	0.081 JHF	< 0.10 HF	< 0.10 HF	< 0.10 HF	< 0.10 HF	< 0.10	< 0.10	--	--	0.59	24.8	8.6	--	--	--	--	--	--	--	--	--	--	--
Manganese, Total	*	mg/L	--	--	--	--	--	--	--	--	--	--	--	--	--	--	--	--	--	--	--	--	--	--	--	--	--	0.402	0.382	0.416	0.39	0.47	0.39	0.49	0.52	--	0.49	0.56	0.51
Manganese, Dissolved	*	mg/L	--	--	--	--	--	--	--	--	--	--	--	--	--	--	--	--	--	--	--	--	--	--	--	--	--	0.354	--	--	--	--	--	--	--	--	--	--	--
Methane	*	µg/L	--	--	--	--	--	7	330	340	580	150	82	47	140	41	75	49	370	< 0.19	700	380	1,300	--	--	680	1,000	450	--	--	--	--	--	--	--	--	--	--	--
Nitrate	*	mg/L	--	--	--	--	--	< 0.25	< 0.25	<0.25	<0.25	< 0.25	< 0.25	0.14 J	0.085 J	1.2	0.87 J	4.2	3.4	3.7	1.1	< 0.50	< 12	--	--	< 0.25	< 0.25	0.25 U	--	--	--	--	--	--	--	--	--	--	--
Nitrogen	*	mg/L	--	--	--	--	--	--	--	--	--	--	--	--	--	--	--	--	--	--	--	--	--	--	--	--	--	18	--	--	--	--	--	--	--	--	--	--	--
Nitrogen, ammonia (as N)	*	mg/L	--	--	--	--	--	--	--	--	--	--	--	--	--	--	--	--	--	--	--	--	--	--	--	--	--	0.36	--	--	--	--	--	--	--	--	--	--	--
Oxygen	*	mg/L	--	--	--	--	--	9.41 H	6.32 H	7.02 H	7.91 H	7.0	6.8	1.7	1.7	1.9	1.6	2.0	1.6	1.6	2.1	1.3	3.8	--	--	7.0	1.7	2.7	--	--	--	--	--	--	--	--	--	--	--
Sulfate	*	mg/L	--	--	--	--	--	6.8	4.6	7.2	4.8	5.6	5.6	7.6	9.2	14	12	17	23	22	24	7.1	< 50	--	--	6.5	4.8	5.3	--	--	--	--	--	--	--	--	--	--	--
Sulfide	*	mg/L	--	--	--	--	--	--	--	--	--	--	--	--	--	--	--	--	--	--	--	--	--	--	--	--	--	2 U	--	--	--	--	--	--	--	--	--	--	--
Volatile Organic Compounds																																							
Acetone	4,000	µg/L	< 50	< 50	< 50	< 50	< 50	< 50	< 50	< 50	< 50	< 100	< 100	< 5.0	< 5.0	< 5.0	**9.7 J**	< 100	< 100	< 100	**57 J**	**15.0 J**	< 50	< 50	< 50	--	< 50	< 50	10 U	25 U	25 U	25 U	25 U	25 U	25 U	--	25 U	25 U	25 U
Benzene	5	µg/L	< 5.0	< 5.0	< 5.0	< 5.0	< 5.0	< 50	< 5.0	< 5.0	< 5.0	**6.9**	< 5.0	< 0.25	< 0.25	< 0.25	< 5.0	< 5.0	< 5.0	< 5.0	**9.6**	**7.5**	**240**	**220**	**210**	--	**120**	< 5	**29**	**48**	1.0 U	1.0 U	1.0 U	1.0 U	1.0 U	1.0 U	1.0 U	**0.16 J**	1.0 U
Carbon Disulfide	4,000	µg/L	< 5.0	< 5.0	< 5.0	< 5.0	< 5.0	< 250	< 5.0	< 5.0	< 5.0	< 5.0	< 5.0	< 0.60	< 0.60 *	< 0.60	< 5.0	< 5.0	< 5.0	< 5.0	< 5.0	< 5.0	< 5.0	< 5.0	< 5.0	--	< 5	< 5	1.0 U	1.0 U	1.0 U	1.0 U	1.0 U	1.0 U	1.0 U	--	1.0 U	1.0 U	1.0 U
Ethylbenzene	700	µg/L	< 5.0	< 5.0	< 5.0	< 5.0	< 5.0	< 250	< 5.0	< 5.0	< 5.0	< 5.0	< 5.0	< 0.11	< 0.11	< 0.11	< 5.0	< 5.0	< 5.0	< 5.0	< 5.0	< 5.0	< 5.0	< 5.0	< 5.0	--	< 5	< 5	1.0 U	1.0 U	1.0 U	1.0 U	1.0 U	1.0 U	1.0 U	1.0 U	1.0 U	1.0 U	1.0 U
Methylene Chloride	5	µg/L	< 5.0	< 5.0	< 5.0	< 5.0	< 5.0	< 5.0	< 5.0	< 5.0	< 5.0	< 5.0	< 5.0	< 1.0	**3.2 J B ***	< 1.0	< 5.0	< 5.0	< 5.0	< 5.0	< 5.0	< 5.0	< 5.0	< 5.0	< 5.0	--	< 5	< 5	1.0 U	5.0 U	5.0 U	5.0 U	5.0 U	5.0 U	**0.29 J**	5.0 U	5.0 U	5.0 U	5.0 U
Toluene	1,000	µg/L	< 5.0	< 5.0	< 5.0	< 5.0	< 5.0	< 250	< 5.0	< 5.0	< 5.0	< 5.0	< 5.0	< 0.33	< 0.33	**1.0 J**	< 5.0	< 5.0	< 5.0	< 5.0	< 5.0	**0.37 J**	< 5.0	< 5.0	< 5.0	--	< 5	< 5	1.0 U	1.0 U	1.0 U	1.0 U	1.0 U	1.0 U	**0.5 J**	1.0 U	1.0 U	1.0 U	1.0 U
Trichloroethylene	5	µg/L	< 5.0	< 5.0	< 5.0	< 5.0	< 5.0	< 5.0	< 5.0	< 5.0	< 5.0	< 5.0	< 5.0	< 0.13	< 0.13	< 0.13	< 5.0	< 5.0	< 5.0	< 5.0	< 5.0	< 5.0	< 5.0	< 5.0	< 5.0	--	< 5	< 5	1.0 U	1.0 U	1.0 U	1.0 U	1.0 U	1.0 U	**0.47 J**	1.0 U	1.0 U	1.0 U	1.0 U
Xylenes, total	2,000	µg/L	< 5.0	< 5.0	< 5.0	< 5.0	< 5.0	< 5.0	< 5.0	< 5.0	< 5.0	< 5.0	< 5.0	< 0.20	< 0.20	< 0.20	< 5.0	< 5.0	< 5.0	< 5.0	< 5.0	< 5.0	< 5.0	< 5.0	< 5.0	--	< 5	< 5	2.0 U	2.0 U	2.0 U	2.0 U	2.0 U	2.0 U	2.0 U	--	2.0 U	2.0 U	2.0 U
Semivolatile Organic Compounds																																							
2-Methylnaphthalene	*	µg/L	--	--	--	--	--	--	--	--	--	--	--	--	--	--	--	--	--	--	--	--	--	--	--	--	--	--	< 0.2	< 0.2	< 0.2	< 0.2	< 0.2	< 1.0	< 1.0	--	< 1.0	< 1.0	< 1.0
Acenaphthene	2,000	µg/L	< 0.5	< 0.5	< 0.5	< 0.5	< 0.5	< 5.0	< 0.50	< 0.50	< 0.50	< 0.19	< 0.19	< 0.11	< 0.13	< 0.10	< 0.19	< 0.19	< 0.19	< 0.19	< 0.19	< 0.19	< 10	--	--	< 10	< 10	< 10	< 0.2	< 0.2	< 0.2	< 0.2	< 0.2	< 1.0	< 1.0	< 1.0	< 1.0	< 1.0	< 1.0
Acenaphthylene	10	µg/L	< 1.0	< 1.0	< 1.0	< 1.0	< 1.0	< 1.0	< 1.0	< 1.0	< 1.0	< 0.19	< 0.19	< 0.11	< 0.13	< 0.10	< 0.19	< 0.19	< 0.19	< 0.19	< 0.19	< 0.19	< 10	--	--	< 10	< 10	< 10	< 0.2	< 0.2	< 0.2	< 0.2	< 0.2	< 1.0	< 1.0	< 1.0	< 1.0	< 1.0	< 1.0
Anthracene	10	µg/L	< 0.05	< 0.05	< 0.05	< 0.05	< 0.05	< 0.050	< 0.050	< 0.050	< 0.050	< 0.19	< 0.19	< 0.11	< 0.13	< 0.10	< 0.19	< 0.19	< 0.19	**< 0.19**	< 0.19	< 0.19	< 10	--	--	< 10	< 10	< 10	< 0.2	< 0.2	< 0.2	< 0.2	< 0.2	< 1.0	< 1.0	< 1.0	< 1.0	< 1.0	< 1.0
Benz(a)anthracene	0.1	µg/L	< 0.05	< 0.05	< 0.05	< 0.05	< 0.05	< 0.050	< 0.050	< 0.050	< 0.050	< 0.19	< 0.19	< 0.11	< 0.13	< 0.10	< 0.19	< 0.19	< 0.19	< 0.19	< 0.19	< 0.19	< 0.050	--	--	< 0.05	< 0.05	< 0.05	< 0.2	< 0.2	< 0.2	< 0.2	< 0.2	< 1.0	< 1.0	< 1.0	< 1.0	< 1.0	**0.75 J**
Benzo(a)pyrene	0.2	µg/L	< 0.05	< 0.05	< 0.05	< 0.05	< 0.05	< 0.050	< 0.050	< 0.050	< 0.050	< 0.19	< 0.19	< 0.11	< 0.13	< 0.10	< 0.19	< 0.19	< 0.19	< 0.19	< 0.19	< 0.19	< 0.050	--	--	< 0.05	< 0.05	< 0.05	< 0.2	< 0.2	< 0.2	< 0.2	< 0.2	< 1.0	< 1.0	< 1.0	< 1.0	< 1.0	< 1.0
Benzo(b)fluoranthene	0.2	µg/L	< 0.1	< 0.1	< 0.1	< 0.1	< 0.1	< 0.10	< 0.10	< 0.10	< 0.10	< 0.19	< 0.19	< 0.11	< 0.13	< 0.10	< 0.19	< 0.19	< 0.19	< 0.19	< 0.19	< 0.19	< 0.10	--	--	< 0.1	< 0.1	< 0.1	< 0.2	< 0.2	< 0.2	< 0.2	< 0.2	< 1.0	< 1.0	< 1.0	< 1.0	< 1.0	< 1.0
Benzo(g,h,i)perylene	10	µg/L	< 0.1	< 0.1	< 0.1	< 0.1	< 0.1	< 0.10	< 0.10	< 0.10	< 0.10	< 0.19	< 0.19	< 0.11	< 0.13	< 0.10	< 0.19	< 0.19	< 0.19	< 0.19	< 0.19	< 0.19	< 10	--	--	< 10	< 10	< 10	< 0.2	< 0.2	< 0.2	< 0.2	< 0.2	< 1.0	< 1.0	< 1.0	< 1.0	< 1.0	< 1.0
Benzo(k)fluoranthene	10	µg/L	< 0.05	< 0.05	< 0.05	< 0.05	< 0.05	< 0.050	< 0.050	< 0.050	< 0.050	< 0.19	< 0.19	< 0.11	< 0.13	< 0.10	< 0.19	< 0.19	< 0.19	< 0.19	< 0.19	< 0.19	< 10	--	--	< 10	< 10	< 10	< 0.2	< 0.2	< 0.2	< 0.2	< 0.2	< 1.0	< 1.0	< 1.0	< 1.0	< 1.0	< 1.0
Chrysene	0.2	µg/L	< 0.05	< 0.05	< 0.05	< 0.05	< 0.05	< 0.050	< 0.050	< 0.050	< 0.050	< 0.19	< 0.19	< 0.048	< 0.057	< 0.045	< 0.19	< 0.19	< 0.19	< 0.19	< 0.19	< 0.19	< 0.050	--	--	< 0.05	< 0.05	< 0.05	< 0.2	< 0.2	< 0.2	< 0.2	< 0.2	< 1.0	< 1.0	< 1.0	< 1.0	< 1.0	**0.93 J**
Dibenzo(a,h)anthracene	0.3	µg/L	< 0.1	< 0.1	< 0.1	< 0.1	< 0.1	< 0.10	< 0.10	< 0.10	< 0.10	< 0.19	< 0.19	< 0.11	< 0.13	< 0.10	< 0.19	< 0.19	< 0.19	< 0.19	< 0.19	< 0.19	< 0.10	--	--	< 0.1	< 0.1	< 0.1	< 0.2	< 0.2	< 0.2	< 0.2	< 0.2	< 1.0	< 1.0	< 1.0	< 1.0	< 1.0	< 1.0
Dibenzofuran	1	µg/L	--	--	--	--	--	--	--	--	--	--	--	--	--	--	--	--	--	--	--	--	--	--	--	--	--	--	< 0.2	< 0.2	< 0.2	< 0.2	< 0.2	< 1.0	< 1.0	--	< 1.0	< 1.0	< 1.0
Fluoranthene	1,000	µg/L	< 0.1	< 0.1	< 0.1	< 0.1	< 0.1	< 0.10	< 0.10	< 0.10	< 0.10	< 0.19	< 0.19	< 0.11	< 0.13	< 0.10	< 0.19	< 0.19	< 0.19	< 0.19	< 0.19	< 0.19	< 10	--	--	< 10	< 10	< 10	< 0.2	< 0.2	< 0.2	< 0.2	< 0.2	< 1.0	< 1.0	< 1.0	< 1.0	< 1.0	< 1.0
Fluorene	1,000	µg/L	< 0.1	< 0.1	< 0.1	< 0.1	< 0.1	< 0.10	< 0.10	< 0.10	< 0.10	< 0.19	< 0.19	< 0.11	< 0.13	< 0.10	< 0.19	< 0.19	< 0.19	< 0.19	< 0.19	< 0.19	< 10	--	--	< 10	< 10	< 10	< 0.2	< 0.2	< 0.2	< 0.2	< 0.2	< 1.0	< 1.0	< 1.0	< 1.0	< 1.0	< 1.0
Indeno(1,2,3-cd)pyrene	0.4	µg/L	< 0.05	< 0.05	< 0.05	< 0.05	< 0.05	< 0.050	< 0.050	< 0.050	< 0.050	< 0.19	< 0.19	< 0.11	< 0.13	< 0.10	< 0.19	< 0.19	< 0.19	< 0.19	< 0.19	< 0.19	< 0.050	--	--	< 0.05	< 0.05	< 0.05	< 0.2	< 0.2	< 0.2	< 0.2	< 0.2	< 1.0	< 1.0	< 1.0	< 1.0	< 1.0	< 1.0
Naphthalene	20	µg/L	< 0.5	< 0.5	< 0.5	< 0.5	< 0.5	**1.8**	**0.94**	< 0.50	< 0.50	**0.97**	< 0.19	**0.27**	**0.57**	**0.25**	< 0.19	<0.19	**0.24**	**0.32**	**0.18 J**	**0.42**	< 10	--	--	< 10	< 10	< 10	< 0.2	< 0.2	< 0.2	< 0.2	< 0.2	< 1.0	< 1.0	< 1.0	< 1.0	< 1.0	< 1.0
Phenanthrene	10	µg/L	< 0.05	< 0.05	< 0.05	**0.067**	< 0.05	< 0.50	< 0.050	< 0.050	< 0.050	< 0.19	< 0.19	< 0.11	< 0.13	< 0.10	< 0.19	< 0.19	< 0.19	< 0.19	< 0.19	< 0.19	< 10	--	--	< 10	< 10	< 10	< 0.2	< 0.2	< 0.2	< 0.2	< 0.2	< 1.0	< 1.0	< 1.0	< 1.0	< 1.0	< 1.0
Pyrene	1,000	µg/L	< 0.05	< 0.05	< 0.05	< 0.05	< 0.05	< 0.050	< 0.050	< 0.050	< 0.050	< 0.19	< 0.19	< 0.11	< 0.13	< 0.10	< 0.19	< 0.19	< 0.19	< 0.19	**0.022 J**	< 0.19	< 10	--	--	< 10	< 10	< 10	< 0.2	< 0.2	< 0.0002	< 0.2	< 0.2	< 1.0	< 1.0	< 1.0	< 1.0	< 1.0	< 1.0
Inorganic Compounds																																							
Aluminum (fume or dust)	*	mg/L	--	--	--	--	--	--	--	--	--	--	--	--	--	--	--	--	--	--	--	--	--	--	--	--	--	--	0.2 U	0.2 U	0.2 U	0.2 U	0.2 U	**2.6**	**0.084 B**	--	0.2 U	**0.082 B**	0.2 U
Antimony	0.01	mg/L	< 0.006	< 0.006	< 0.006	< 0.006	< 0.02	< 0.0200	< 0.0200	< 0.0200	< 0.0200	< 0.020	< 0.020	< 0.0053	< 0.0053	< 0.0053	< 0.020	< 0.020	< 0.020	< 0.020	< 0.020	< 0.020	< 0.0200	--	--	< 0.02	< 0.02	< 0.02	0.01 U	0.006 U	0.02 U	0.006 U	0.02 U	0.02 U	0.02 U	--	0.02 U	0.02 U	0.02 U
Arsenic	0.05	mg/L	< 0.05	< 0.05	< 0.05	< 0.05	< 0.05	< 0.0500	< 0.0500	< 0.0500	< 0.0500	< 0.020	< 0.020	< 0.0046	< 0.0046	< 0.0046	< 0.020	< 0.020	< 0.020	< 0.020	< 0.010	< 0.010	<0.0500	--	--	< 0.05	< 0.05	< 0.05	0.01 U	0.01 U	0.01 U	0.01 U	0.01 U	**0.0063 B**	0.01 U	--	0.01 U	0.01 U	0.01 U
Barium	2	mg/L	**0.337**	**0.262**	**0.291**	**0.312**	**0.276**	**0.201**	**0.269**	**0.270**	**0.315**	**0.25**	**0.28**	**0.14**	**0.24**	**0.16**	**0.23**	**0.10**	**0.21**	**0.22**	**0.3**	**0.28**	**0.183**	--	--	**0.255**	**0.329**	**0.344**	**0.343**	**0.314**	**0.33**	**0.35**	**0.33**	**0.41**	**0.33**	--	**0.35**	**0.34**	**0.33**
Beryllium	0.004	mg/L	< 0.004	< 0.004	< 0.004	< 0.004	< 0.01	< 0.0100	< 0.0100	< 0.0100	< 0.0100	< 0.0040	< 0.0040	< 0.00020	< 0.00020	**0.00028 J**	< 0.0040	< 0.0040	< 0.0040	< 0.0040	< 0.0040	< 0.0040	< 0.0100	--	--	< 0.010	< 0.010	< 0.01	0.005 U	0.004 U	0.004 U	0.004 U	0.004 U	0.004 U	0.004 U	--	0.004 U	0.004 U	0.004 U
Cadmium	0.005	mg/L	< 0.005	< 0.005	< 0.005	< 0.005	< 0.005	< 0.0050	< 0.0050	< 0.0050	< 0.0050	< 0.0050	< 0.0050	< 0.0020	< 0.0020	**0.0025 J**	< 0.0050	< 0.0050	< 0.0050	< 0.0050	< 0.0050	< 0.0050	< 0.0050	--	--	< 0.005	< 0.005	< 0.005	0.002 U	0.005 U	0.005 U	0.005 U	0.005 U	**0.0011 B**	**0.00084 B**	--	0.005 U	0.005 U	0.005 U
Calcium metal	*	mg/L	--	--	--	--	--	--	--	--	--	--	--	--	--	--	--	--	--	--	--	--	--	--	--	--	--	--	**21.7**	**18.3**	**21**	**23**	**23**	**22**	**21**	--	**22**	**23**	**21**
Chromium	0.1	mg/L	< 0.01	< 0.01	< 0.01	< 0.01	< 0.01	< 0.0100	< 0.0100	< 0.0100	< 0.0100	< 0.010	< 0.010	< 0.0012	< 0.0012	**0.0029 J**	**0.0012 J**	< 0.010	< 0.010	< 0.010	**0.016**	**0.0066 J**	< 0.0100	--	--	< 0.010	< 0.010	< 0.01	0.005 U	0.01 U	0.01 U	0.01 U	0.01 U	**0.0073 B**	0.01 U	--	0.01 U	0.01 U	0.01 U
Cobalt	*	mg/L	--	--	--	--	--	--	--	--	--	--	--	--	--	--	--	--	--	--	--	--	--	--	--	--	--	--	0.007 U	0.01 U	0.01 U	0.01 U	0.01 U	**0.0077 B**	**0.0045 B**	--	**0.0048 B**	**0.0064 B**	**0.0046 B**
Copper	1.3	mg/L	< 0.01	< 0.01	< 0.01	< 0.01	< 0.01	< 0.0100	< 0.0100	< 0.0100	< 0.0100	< 0.020	< 0.020	< 0.0019	< 0.0019	**0.0037 JB**	< 0.020	< 0.020	< 0.020	< 0.020	**0.0042 J**	< 0.020	< 0.0100	--	--	< 0.010	< 0.010	< 0.01	0.025 U	0.02 U	0.02 U	0.02 U	0.02 U	**0.0089 B**	**0.00092 B**	--	**0.0012 B**	0.02 U	0.02 U
Cyanide	0.2	mg/L	< 0.01	< 0.01	< 0.01	< 0.01	< 0.01	< 0.010	< 0.010	< 0.010	< 0.010	< 0.010	< 0.010	< 0.0050	**0.011**	< 0.0050	< 0.010	< 0.010	< 0.010	< 0.010	< 0.010	< 0.010	< 0.010	--	--	< 0.010	< 0.010	< 0.01	0.01 U	0.01 U	0.01 U	0.01 U	0.01 U	0.01 U	0.01 U	--	0.01 U	0.01 U	0.01 U
Lead	0.015	mg/L	< 0.01	< 0.01	< 0.01	< 0.01	< 0.01	< 0.0100	< 0.0100	< 0.0100	< 0.0100	< 0.010	< 0.010	< 0.0040	< 0.0040	< 0.0040	< 0.010	< 0.010	< 0.010	< 0.010	< 0.0050	< 0.0050	< 0.0100	--	--	< 0.010	< 0.010	< 0.01	0.003 U	0.005 U	0.005 U	0.005 U	0.005 U	**0.0038 B**	0.005 U	--	0.005 U	0.005 U	0.005 U
Magnesium	*	mg/L	--	--	--	--	--	--	--	--	--	--	--	--	--	--	--	--	--	--	--	--	--	--	--	--	--	--	**16.4**	**12.8**	**15**	**17**	**16**	**16**	**15**	--	**16**	**17**	**15**
Mercury	0.002	mg/L	< 0.0002	< 0.0002	< 0.0002	< 0.0002	< 0.0002	< 0.00020	< 0.00020	< 0.00020	< 0.00020	< 0.00020	< 0.00020	< 0.000091	< 0.000091	< 0.000091	< 0.00020	< 0.00020	< 0.00020	< 0.00020	< 0.00020	< 0.00020	< 0.00020	--	--	< 0.0002	< 0.0002	< 0.0002	0.0002 U	0.0002 U	0.0002 U	**0.00024**	0.0002 U	0.0002 U	0.0002 U	--	0.0002 U	0.0002 U	0.00020 U
Nickel	0.1	mg/L	< 0.02	< 0.02	< 0.02	< 0.02	< 0.02	< 0.0200	< 0.0200	< 0.0200	< 0.0200	< 0.040	< 0.040	< 0.0023	**0.0025 J**	< 0.0023	< 0.040	< 0.040	< 0.040	< 0.040	**0.0030 J**	< 0.040	< 0.0200	--	--	< 0.02	< 0.02	< 0.02	0.04 U	0.04 U	0.04 U	0.04 U	0.04 U	**0.0075 B**	**0.0048 B**	--	0.04 U	**0.006 B**	0.04 U
Potassium	*	mg/L	--	--	--	--	--	--	--	--	--	--	--	--	--	--	--	--	--	--	--	--	--	--	--	--	--	--	5 U	1 U	**1.2**	**1.2**	**1.1**	**1.4**	**1.4**	--	**1.3**	**1.2**	**1.3**
Selenium	0.05	mg/L	< 0.02	< 0.02	< 0.02	< 0.02	< 0.02	< 0.0200	< 0.0200	< 0.0200	< 0.0200	< 0.020	< 0.020	< 0.0064	< 0.0064	< 0.0064	< 0.020	< 0.020	< 0.020	< 0.020	< 0.010	< 0.010	< 0.0200	--	--	< 0.02	< 0.02	< 0.02	0.005 U	0.01 U	0.01 U	0.01 U	0.01 U	0.01 U	0.01 U	--	**0.0055 B**	0.01 U	0.01 U
Sodium	*	mg/L	--	--	--	--	--	--	--	--	--	--	--	--	--	--	--	--	--	--	--	--	--	--	--	--	--	--	**26.5**	**23.7**	**26**	**30**	**28**	**28**	**26**	--	**28**	**29**	**26**
Thallium	0.002	mg/L	< 0.002	< 0.002	< 0.002	< 0.002	< 0.02	< 0.0200	< 0.0200	< 0.0200	< 0.0200	< 0.0010	< 0.0010	< 0.00025	< 0.00025	< 0.00025	< 0.0010	< 0.0010	< 0.0010	< 0.0010	< 0.0010	< 0.0010	< 1.00	--	--	< 1.00	< 1	< 0.001	0.001 U	0.001 U	0.002 U	0.001 U	0.001 U	0.002 U	0.002 UWN	--	0.002 U	0.002 UW	0.002 U
Vanadium (fume or dust)	0.2	mg/L	< 0.01	< 0.01	< 0.01	< 0.01	< 0.01	< 0.0100	**0.0129**	< 0.0100	< 0.0100	< 0.010	< 0.010	< 0.0024	< 0.0024	**0.0045 J**	< 0.010	< 0.010	< 0.010	< 0.010	0.028	**0.0047 J**	< 0.0100	--	--	**0.0585**	< 0.010	< 0.01	0.007 U	0.01 U	0.01 U	0.01 U	0.01 U	**0.012**	0.01 U	--	0.01 U	0.01 U	0.01 U
Zinc	2	mg/L	< 0.02	< 0.02	< 0.02	< 0.02	**0.0759**	< 0.0200	< 0.0200	< 0.0200	< 0.0200	< 0.020	< 0.020	< 0.0087	< 0.0087	**0.013 J**	< 0.020	< 0.020	< 0.020	< 0.020	< 0.020	< 0.020	**0.0708**	--	--	< 0.02	< 0.02	< 0.02	0.02 U	0.02 U	0.02 U	0.02 U	0.02 U	**0.1**	**0.0073 B**	--	0.02 U	**0.007 B**	0.02 U

Notes:
* - Not a HSRA regulated compound
ISCO - *in-situ* chemical oxidation

Data Qualifier Defintions:
-- - Not analyzed
B (Inorganics) - Estimated analyte concentration
D - Analyte concentration reported from secondary dilution
DB - Analyte concentration reported from secondary dilution; analyte detected in method blank
H - Holding time exceeded for sample
J - Estimated analyte concentration
JB (Organic) - Estimated analyte concentration; analyte detected in method blank
Bold = Exceeds the laboratory detection limit
Bold and shaded - Analyte concentration exceeds the Type 1 RRS
JM (Organic) - Estimated analyte concentration; spike sample recovery outside control limits
M (Organic) - Spike sample recovery outside control limits
N - Spike sample recovery outside of control limits
R - Sample data results rejected due to deficiencies in the ability to meet quality control standards
RRS - Risk Reduction Standard
< - Analyte not detected at referenced detection limit
UJ - Analyte not detected; low method bias and/or matrix interference
UN - Analyte not detected; spiked sample recovery outside of control limits
UR - Analyte not detected; data rejected
UWN - Analyte not detected; post digestion spike and spike sample recovery outside control limits

Appendix E-1
Summary of Historical Groundwater Sampling Data - Alluvium, Galliard, and Saprolite Monitoring Wells
January 2001 through July 2017
Atlanta Gas Light Company
Former Manufactured Gas Plant Site
Augusta, Georgia

Chemical Name	Type 1 Risk Reduction Standard	Location ID	MW-207																																	
		Sample Date	7/25/2017	1/24/2017	7/26/2016	1/19/2016	7/27/2015	1/12/2015	7/17/2014	1/6/2014	7/8/2013	1/7/2013	7/24/2012	1/16/2012	7/5/2011	1/17/2011	7/14/2010	1/6/2010	7/27/2009	1/15/2009	7/15/2008	1/9/2009	7/10/2007	2/15/2007	7/11/2006	1/11/2006	7/21/2005	1/19/2005	7/16/2004	1/23/2004	7/20/2003	1/20/2003	7/9/2002	1/17/2002	7/11/2001	1/18/2001
		Unit	Post-ISCO																								Pre-ISCO									
Field Parameters																																				
Conductivity	*	mS/cm	0.508	0.406	0.333	0.546	504	0.513	0.492	0.492	0.532	0.524	0.628	0.523	0.616	0.13	0.603	0.586	0.672	1.01	0.635	0.709	0.531	0.709	0.646	--	--	--	--	--	--	--	--	--	--	--	--
Dissolved Oxygen (YSI)	*	mg/L	0.26	0.49	0.11	0.14	4	0.30	0.86	0.22	0.06	0.14	0.10	4.79	1.43	5.54	0.66	4.48	3.56	5.85	0.39	0.31	0.30	0.78	0.28	--	--	--	--	--	--	--	--	--	--	--	--
Oxidation Reduction Potential	*	mV	-13.1	-17.7	-36.9	-69.5	-50	-56.9	75.6	-57.9	-46.0	2.1	-39.4	170.6	-55.4	-14.8	-71.1	-48.9	-36.9	-35.4	-58	-61.8	-41.9	-47.9	-70.7	--	--	--	--	--	--	--	--	--	--	--	--
pH	*	SU	6.15	6.13	6.02	6.88	6.25	6.05	6.2	6.12	6.28	6.32	5.47	2.48	5.65	0.5	6.02	5.98	6.18	0.589	6.03	6.03	6.10	6.05	6.04	--	--	--	--	--	--	--	--	--	--	--	--
Temperature	*	Celsius	24.76	20.66	24.27	20.82	32.4	16.15	22.19	18.88	21.67	18.83	24.67	18.81	23.62	17.85	25.44	15.33	26.85	16.77	22.56	21.04	23.31	17.71	23.39	--	--	--	--	--	--	--	--	--	--	--	--
Turbidity	*	NTU	2.67	2.19	3.01	3.09	12.4	2.17	0.57	1.59	7.78	0.53	2.13	2.41	9.6	NA	5.73	9.5	30	3.3	4.83	0.99	4.14	4.47	3.21	--	--	--	--	--	--	--	--	--	--	--	--
Monitored Natural Attenuation Parameters																																				
Carbon Dioxide	*	µg/L	--	--	--	--	--	--	--	--	--	--	--	--	--	--	--	--	--	--	--	--	--	--	--	--	--	--	--	--	--	--	--	--	--	--
Iron	*	mg/L	--	--	--	--	--	--	--	--	--	--	--	--	--	--	--	--	--	--	--	--	--	--	--	65.3	68.7	71	70	75	80	69	78	75	82	75
Iron, as Ferrous (Fe+2)	*	mg/L	--	--	--	--	--	--	--	--	--	--	--	--	--	--	--	--	--	--	--	--	--	--	--	--	--	--	--	--	--	--	--	--	--	--
Manganese, Total	*	mg/L	--	--	--	--	--	--	--	--	--	--	--	--	--	--	--	--	--	--	--	--	--	--	--	0.94	0.981	1.1	1.2	1.3	1.1	1.2	1.3	1.3 N	1.1 N	1.2
Manganese, Dissolved	*	mg/L	--	--	--	--	--	--	--	--	--	--	--	--	--	--	--	--	--	--	--	--	--	--	--	--	--	--	--	--	--	--	--	--	--	--
Methane	*	µg/L	--	--	--	--	--	--	--	--	--	--	--	--	--	--	--	--	--	--	--	--	--	--	--	--	--	--	--	--	--	--	--	--	--	--
Nitrate	*	mg/L	--	--	--	--	--	--	--	--	--	--	--	--	--	--	--	--	--	--	--	--	--	--	--	--	--	--	--	--	--	--	--	--	--	--
Nitrogen	*	mg/L	--	--	--	--	--	--	--	--	--	--	--	--	--	--	--	--	--	--	--	--	--	--	--	--	--	--	--	--	--	--	--	--	--	--
Nitrogen, ammonia (as N)	*	mg/L	--	--	--	--	--	--	--	--	--	--	--	--	--	--	--	--	--	--	--	--	--	--	--	--	--	--	--	--	--	--	--	--	--	--
Oxygen	*	mg/L	--	--	--	--	--	--	--	--	--	--	--	--	--	--	--	--	--	--	--	--	--	--	--	--	--	--	--	--	--	--	--	--	--	--
Sulfate	*	mg/L	--	--	--	--	--	--	--	--	--	--	--	--	--	--	--	--	--	--	--	--	--	--	--	--	--	--	--	--	--	--	--	--	--	--
Sulfide	*	mg/L	--	--	--	--	--	--	--	--	--	--	--	--	--	--	--	--	--	--	--	--	--	--	--	--	--	--	--	--	--	--	--	--	--	--
Volatile Organic Compounds																																				
Acetone	4,000	µg/L	< 50	< 50	< 50	< 50	< 50	< 50	< 50	< 50	< 50	< 100	< 100	< 5.0	< 5.0	< 5.0	**14 J**	< 100	< 100	< 100	**13.0 J**	< 50	< 50	< 50	< 50	< 10	< 25	< 25	< 25	< 25	< 25	**26**	< 25	**120**	< 25	< 25
Benzene	5	µg/L	< 5.0	< 5.0	< 5.0	< 5.0	< 5.0	< 5.0	< 5.0	< 5.0	< 5.0	< 5.0	< 5.0	< 0.25	< 0.25	< 0.25	< 5.0	< 5.0	< 5.0	< 5.0	< 5.0	< 5.0	< 5	< 5	< 5	< 1.0	< 1.0	< 1.0	< 1.0	< 1.0	< 1.0	< 1.0	< 1.0	< 1.0	< 1.0	< 1.0
Carbon Disulfide	4,000	µg/L	< 5.0	< 5.0	**11**	< 5.0	< 5.0	< 5.0	< 5.0	< 5.0	< 5.0	< 5.0	< 5.0	< 0.60	< 0.60 *	< 0.60	< 5.0	< 5.0	< 5.0	< 5.0	< 5.0	< 5.0	< 5	< 5	< 5	< 1.0	< 1.0	< 1.0	< 1.0	< 1.0	< 1.0	< 1.0	< 1.0	< 1.0	< 1.0	< 1.0
Ethylbenzene	700	µg/L	< 5.0	< 5.0	< 5.0	< 5.0	< 5.0	< 5.0	< 5.0	< 5.0	< 5.0	< 5.0	< 5.0	< 0.11	< 0.11	< 0.11	< 5.0	< 5.0	< 5.0	< 5.0	< 5.0	< 5.0	< 5	< 5	< 5	< 1.0	< 1.0	< 1.0	< 1.0	< 1.0	< 1.0	**0.23 J**	< 1.0	< 1.0	< 1.0	< 1.0
Methylene Chloride	5	µg/L	< 5.0	< 5.0	< 5.0	< 5.0	< 5.0	< 5.0	< 5.0	< 5.0	< 5.0	< 5.0	< 5.0	< 1.0	**3.3 J B ***	< 1.0	< 5.0	< 5.0	< 5.0	< 5.0	< 5.0	< 5.0	< 5	< 5	< 5	< 1.0	< 5.0	< 5.0	< 5.0	< 5.0	< 5.0	< 5.0	< 5.0	< 5.0	< 5.0	< 5.0
Toluene	1,000	µg/L	< 5.0	< 5.0	< 5.0	< 5.0	< 5.0	< 5.0	< 5.0	< 5.0	< 5.0	< 5.0	< 5.0	< 0.33	< 0.33	< 0.33	< 5.0	< 5.0	< 5.0	< 5.0	< 5.0	< 5.0	< 5	< 5	< 5	< 1.0	< 1.0	< 1.0	< 1.0	< 1.0	< 1.0	**0.65 J**	< 1.0	< 1.0	< 1.0	< 1.0
Trichloroethylene	5	µg/L	< 5.0	< 5.0	< 5.0	< 5.0	< 5.0	< 5.0	< 5.0	< 5.0	< 5.0	< 5.0	< 5.0	< 0.13	< 0.13	< 0.13	< 5.0	< 5.0	< 5.0	< 5.0	< 5.0	< 5.0	< 5	< 5	< 5	< 1.0	< 1.0	< 1.0	< 1.0	< 1.0	< 1.0	< 1.0	< 1.0	< 1.0	< 1.0	< 1.0
Xylenes, total	2,000	µg/L	< 5.0	< 5.0	< 5.0	< 5.0	< 5.0	< 5.0	< 5.0	< 5.0	< 5.0	< 5.0	< 5.0	< 0.20	< 0.20	< 0.20	< 5.0	< 5.0	< 5.0	< 5.0	< 5.0	< 5.0	< 5	< 5	< 5	< 2.0	< 2.0	< 2.0	< 2.0	< 2.0	< 2.0	**0.17 JB**	< 2.0	< 2.0	< 2.0	< 2.0
Semivolatile Organic Compounds																																				
2-Methylnaphthalene	*	µg/L	--	--	--	--	--	--	--	--	--	--	--	--	--	--	--	--	--	--	--	--	--	--	--	< 0.2	< 0.2	< 0.2	< 0.2	< 0.2	< 10	< 10	< 10	< 10	< 10	< 10
Acenaphthene	2,000	µg/L	< 0.5	< 0.5	< 0.5	< 0.5	< 0.5	< 0.50	< 0.50	< 0.50	< 0.50	< 0.20	< 0.21	< 0.10	< 0.11	< 0.099	< 0.19	< 0.19	< 0.20	< 0.19	< 0.20	< 10	< 10	< 10	< 10	< 0.2	< 0.2	< 0.2	< 0.2	< 0.2	< 10	< 10	< 10	< 10	< 10	< 10
Acenaphthylene	10	µg/L	< 1.0	< 1.0	< 1.0	< 1.0	< 1.0	< 1.0	< 1.0	< 1.0	< 1.0	< 0.20	< 0.21	< 0.10	< 0.11	< 0.099	< 0.19	< 0.19	< 0.20	< 0.19	< 0.20	< 10	< 10	< 10	< 10	< 0.2	< 0.2	< 0.2	< 0.2	< 0.2	< 10	< 10	< 10	< 10	< 10	< 10
Anthracene	10	µg/L	< 0.05	< 0.05	< 0.05	< 0.05	< 0.05	< 0.050	< 0.050	< 0.050	< 0.050	< 0.20	< 0.21	< 0.10	< 0.11	< 0.099	< 0.19	< 0.19	< 0.20	< 0.19	< 0.20	< 10	< 10	< 10	< 10	< 0.2	< 0.2	< 0.2	< 0.2	< 0.2	< 10	< 10	< 10	< 10	< 10	< 10
Benz(a)anthracene	0.1	µg/L	< 0.05	< 0.05	< 0.05	< 0.05	< 0.05	< 0.050	< 0.050	< 0.050	< 0.050	< 0.20	< 0.21	< 0.10	< 0.11	< 0.099	< 0.19	< 0.19	< 0.20	< 0.19	< 0.20	<0.050	< 0.05	< 0.05	< 0.05	< 0.2	< 0.2	< 0.2	< 0.2	< 0.2	< 10	< 10	< 10	< 10	< 10	< 10
Benzo(a)pyrene	0.2	µg/L	< 0.05	< 0.05	< 0.05	< 0.05	< 0.05	< 0.050	< 0.050	< 0.050	< 0.050	< 0.20	< 0.21	< 0.10	< 0.11	< 0.099	< 0.19	< 0.19	< 0.20	< 0.19	< 0.20	<0.050	< 0.05	< 0.05	< 0.05	< 0.2	< 0.2	< 0.2	< 0.2	< 0.2	< 10	< 10	< 10	< 10	< 10	< 10
Benzo(b)fluoranthene	0.2	µg/L	< 0.1	< 0.1	< 0.1	< 0.1	< 0.1	< 0.10	< 0.10	< 0.10	< 0.10	< 0.20	< 0.21	< 0.10	< 0.11	< 0.099	< 0.19	< 0.19	< 0.20	< 0.19	< 0.20	<0.10	< 0.1	< 0.1	< 0.1	< 0.2	< 0.2	< 0.2	< 0.2	< 0.2	< 10	< 10	< 10	< 10	< 10	< 10
Benzo(g,h,i)perylene	10	µg/L	< 0.1	< 0.1	< 0.1	< 0.1	< 0.1	< 0.10	< 0.10	< 0.10	< 0.10	< 0.20	< 0.21	< 0.10	< 0.11	< 0.099	< 0.19	< 0.19	< 0.20	< 0.19	< 0.20	< 10	< 10	< 10	< 10	< 0.2	< 0.2	< 0.2	< 0.2	< 0.2	< 10	< 10	< 10	< 10	< 10	< 10
Benzo(k)fluoranthene	10	µg/L	< 0.05	< 0.05	< 0.05	< 0.05	< 0.05	< 0.050	< 0.050	< 0.050	< 0.050	< 0.20	< 0.21	< 0.10	< 0.11	< 0.099	< 0.19	< 0.19	< 0.20	< 0.19	< 0.20	< 10	< 10	< 10	< 10	< 0.2	< 0.2	< 0.2	< 0.2	< 0.2	< 10	< 10	< 10	< 10	< 10	< 10
Chrysene	0.2	µg/L	< 0.05	< 0.05	< 0.05	< 0.05	< 0.05	< 0.050	< 0.050	< 0.050	< 0.050	< 0.20	< 0.21	< 0.046	< 0.049	< 0.045	< 0.19	< 0.19	< 0.20	< 0.19	< 0.20	<0.050	< 0.05	< 0.05	< 0.05	< 0.2	< 0.2	< 0.2	< 0.2	< 0.2	< 10	< 10	< 10	< 10	< 10	< 10
Dibenzo(a,h)anthracene	0.3	µg/L	< 0.1	< 0.1	< 0.1	< 0.1	< 0.1	< 0.10	< 0.10	< 0.10	< 0.10	< 0.20	< 0.21	< 0.10	< 0.11	< 0.099	< 0.19	< 0.19	< 0.20	< 0.19	< 0.20	<0.10	< 0.1	< 0.1	< 0.1	< 0.2	< 0.2	< 0.2	< 0.2	< 0.2	< 10	< 10	< 10	< 10	< 10	< 10
Dibenzofuran	1	µg/L	--	--	--	--	--	--	--	--	--	--	--	--	--	--	--	--	--	--	--	--	--	--	--	< 1.0	< 0.2	< 0.2	< 0.2	< 0.2	< 10	< 10	< 10	< 10	< 10	< 10
Fluoranthene	1,000	µg/L	< 0.1	< 0.1	< 0.1	< 0.1	< 0.1	< 0.10	< 0.10	< 0.10	< 0.10	< 0.20	< 0.21	< 0.10	< 0.11	< 0.099	< 0.19	< 0.19	< 0.20	< 0.19	< 0.20	< 10	< 10	< 10	< 10	< 0.2	< 0.2	< 0.2	< 0.2	< 0.2	< 10	< 10	< 10	< 10	< 10	< 10
Fluorene	1,000	µg/L	< 0.1	< 0.1	< 0.1	< 0.1	< 0.1	< 0.10	< 0.10	< 0.10	< 0.10	< 0.20	< 0.21	< 0.10	< 0.11	< 0.099	< 0.19	< 0.19	< 0.20	< 0.19	< 0.20	< 10	< 10	< 10	< 10	< 0.2	< 0.2	< 0.2	< 0.2	< 0.2	< 10	< 10	< 10	< 10	< 10	< 10
Indeno(1,2,3-cd)pyrene	0.4	µg/L	< 0.05	< 0.05	< 0.05	< 0.05	< 0.05	**0.058**	< 0.050	< 0.050	< 0.050	< 0.20	< 0.21	< 0.10	< 0.11	< 0.099	< 0.19	< 0.19	< 0.20	< 0.19	< 0.20	<0.050	< 0.05	< 0.05	< 0.05	< 0.2	< 0.2	< 0.2	< 0.2	< 0.2	< 10	< 10	< 10	< 10	< 10	< 10
Naphthalene	20	µg/L	< 0.5	< 0.5	< 0.5	< 0.5	< 0.5	< 0.50	< 0.50	< 0.50	< 0.50	< 0.20	< 0.21	< 0.10	< 0.11	< 0.099	< 0.19	< 0.19	< 0.20	< 0.19	**0.12 J**	< 10	< 10	< 10	< 10	< 0.2	< 0.2	< 0.2	< 0.2	< 0.2	< 10	< 10	< 10	< 10	< 10	< 10
Phenanthrene	10	µg/L	< 0.05	< 0.05	< 0.05	< 0.05	< 0.05	< 0.50	< 0.050	< 0.050	< 0.050	< 0.20	< 0.21	< 0.10	< 0.11	< 0.099	< 0.19	< 0.19	< 0.20	< 0.19	< 0.20	< 10	< 10	< 10	< 10	< 0.2	< 0.2	< 0.2	< 0.2	< 0.2	< 10	< 10	< 10	< 10	< 10	< 10
Pyrene	1,000	µg/L	< 0.05	< 0.05	< 0.05	< 0.05	< 0.05	< 0.050	< 0.050	< 0.050	< 0.050	< 0.20	< 0.21	< 0.10	< 0.11	< 0.099	< 0.19	< 0.19	< 0.20	< 0.19	< 0.20	< 10	< 10	< 10	< 10	< 0.2	< 0.2	< 0.2	< 0.2	< 0.2	< 10	< 10	< 10	< 10	< 10	< 10
Inorganic Compounds																																				
Aluminum (fume or dust)	*	mg/L	--	--	--	--	--	--	--	--	--	--	--	--	--	--	--	--	--	--	--	--	--	--	--	< 0.2	< 0.2	< 0.2	< 0.2	< 0.2	< 0.2	< 0.2	< 0.2	< 0.2	< 0.2	**0.11 B**
Antimony	0.01	mg/L	< 0.006	< 0.006	< 0.006	< 0.006	< 0.02	< 0.0200	< 0.0200	< 0.0200	< 0.0200	< 0.020	< 0.020	< 0.0053	< 0.0053	< 0.0053	< 0.020	< 0.020	< 0.020	< 0.020	< 0.020	< 0.0200	< 0.02	< 0.02	< 0.02	< 0.01	< 0.006	< 0.02	< 0.006	< 0.02	< 0.02	< 0.02	< 0.02	< 0.02	< 0.02	< 0.02
Arsenic	0.05	mg/L	< 0.05	< 0.05	< 0.05	< 0.05	< 0.05	< 0.0500	< 0.0500	< 0.0500	< 0.0500	< 0.020	< 0.020	**0.013 J**	**0.0095 J**	**0.0046 J**	**0.0082 JB**	< 0.020	< 0.020	**0.0063 J**	**0.0100 J**	<0.0500	< 0.05	< 0.05	< 0.05	< 0.01	< 0.01	< 0.01	< 0.01	< 0.01	< 0.01	**0.0048 B**	**0.0075 J**	**0.0087 B**	**0.0064 B**	< 0.01
Barium	2	mg/L	**0.259**	**0.212**	**0.211**	**0.357**	**0.305**	**0.271**	**0.262**	**0.353**	**0.290**	**0.35**	**0.34**	**0.34**	**0.31**	**0.33**	**0.25**	**0.29**	**0.3**	**0.35**	**0.34**	**0.366**	**0.335**	**0.323**	**0.347**	**0.335**	**0.379**	**0.38**	**0.41**	**0.41**	**0.37**	**0.4**	**0.4**	**0.4**	**0.39**	**0.41**
Beryllium	0.004	mg/L	< 0.004	< 0.004	< 0.004	< 0.004	< 0.01	< 0.0100	< 0.0100	< 0.0100	< 0.0100	< 0.0040	< 0.0040	< 0.00020	< 0.00020	**0.00024 J**	< 0.0040	< 0.0040	< 0.0040	< 0.0040	< 0.0040	< 0.0100	< 0.010	< 0.010	< 0.010	< 0.005	< 0.004	< 0.004	< 0.004	< 0.004	< 0.004	< 0.004	< 0.004	**0.00079 B**	< 0.004	< 0.004
Cadmium	0.005	mg/L	< 0.005	< 0.005	< 0.005	< 0.005	< 0.005	< 0.0050	< 0.0050	< 0.0050	**0.0062**	< 0.0050	< 0.0050	< 0.0020	< 0.0020	< 0.0020	< 0.0050	< 0.0050	< 0.0050	< 0.0050	< 0.0050	< 0.0050	< 0.005	< 0.005	< 0.005	< 0.002	< 0.005	< 0.005	< 0.005	< 0.005	< 0.005	< 0.005	< 0.005	< 0.005	< 0.005	**0.0022 B**
Calcium metal	*	mg/L	--	--	--	--	--	--	--	--	--	--	--	--	--	--	--	--	--	--	--	--	--	--	--	**15.4**	**15.6**	**16**	**18**	**19**	**16**	**17**	**17**	**17**	**16**	**17**
Chromium	0.1	mg/L	< 0.01	< 0.01	< 0.01	< 0.01	< 0.01	< 0.0100	< 0.0100	< 0.0100	< 0.0100	< 0.010	< 0.010	**0.0016 J**	**0.0030 J**	**0.0022 J**	**0.0021 J**	< 0.010	< 0.010	**0.0020 J**	**0.0019 J**	< 0.0100	< 0.010	< 0.010	< 0.010	< 0.005	< 0.01	< 0.01	< 0.01	< 0.01	< 0.01	< 0.01	< 0.01	< 0.01	< 0.01N	< 0.01
Cobalt	*	mg/L	--	--	--	--	--	--	--	--	--	--	--	--	--	--	--	--	--	--	--	--	--	--	--	**0.0182**	**0.0178**	**0.019**	**0.018**	**0.017**	**0.02**	**0.018**	**0.02**	**0.019**	**0.018**	**0.02**
Copper	1.3	mg/L	< 0.01	< 0.01	< 0.01	< 0.01	< 0.01	< 0.0100	< 0.0100	< 0.0100	< 0.0100	< 0.020	< 0.020	< 0.0019	< 0.0019	< 0.0019	< 0.020	< 0.020	< 0.020	< 0.020	< 0.020	< 0.0100	< 0.010	< 0.010	< 0.010	0.0< 25	< 0.02	< 0.02	< 0.02	< 0.02	< 0.02	**0.0011 B**	< 0.02	< 0.02	< 0.02N	**0.0016 B**
Cyanide	0.2	mg/L	**0.029**	< 0.01	< 0.01	< 0.01	< 0.01	< 0.010	< 0.010	< 0.010	< 0.010	< 0.010	**0.012**	**0.0060 J**	**0.017**	< 0.0050	< 0.010	< 0.010	< 0.010	**0.0050 J**	< 0.010	< 0.010	< 0.010	< 0.010	< 0.010	< 0.01	< 0.01	< 0.01	< 0.01	< 0.01	< 0.015	**0.0051 B**	**0.0058 J**	**0.0059 B**	**0.0076 B**	< 0.01
Lead	0.015	mg/L	< 0.01	< 0.01	< 0.01	< 0.01	< 0.01	< 0.0100	< 0.0100	< 0.0100	< 0.0100	< 0.010	< 0.010	< 0.0040	< 0.0040	< 0.0040	< 0.010	< 0.010	< 0.010	< 0.0050	< 0.0050	< 0.0100	< 0.010	< 0.010	< 0.010	< 0.003	< 0.005	< 0.005	< 0.005	< 0.005	< 0.005	< 0.005	< 0.005	< 0.005	**0.0015 B**	< 0.005
Magnesium	*	mg/L	--	--	--	--	--	--	--	--	--	--	--	--	--	--	--	--	--	--	--	--	--	--	--	**18.6**	**17.4**	**18**	**18**	**18**	**16**	**17**	**18**	**18**	**18**	**17**
Mercury	0.002	mg/L	< 0.0002	< 0.0002	< 0.0002	< 0.0002	< 0.0002	< 0.00020	< 0.00020	< 0.00020	< 0.00020	< 0.00020	< 0.00020	< 0.000091	< 0.000091	< 0.000091	< 0.00020	< 0.00020	< 0.00020	< 0.00020	< 0.00020	< 0.00020	< 0.0002	< 0.0002	< 0.0002	< 0.0002	< 0.0002	< 0.0002	< 0.0002	< 0.0002	< 0.0002	**0.00014 B**	< 0.0002	< 0.0002	< 0.0002	< 0.0002
Nickel	0.1	mg/L	< 0.02	< 0.02	< 0.02	< 0.02	< 0.02	< 0.0200	< 0.0200	< 0.0200	< 0.0200	< 0.040	< 0.040	**0.0076 J**	**0.0056 J**	**0.0074 J**	**0.0031 J**	< 0.040	< 0.040	**0.0070 J**	**0.0065 J**	< 0.0200	< 0.02	< 0.02	0.02 U	< 0.04	< 0.04	< 0.04	< 0.04	< 0.04	< 0.04	**0.0062 B**	**0.0096 J**	**0.0077 B**	**0.0058 B**	**0.0075 B**
Potassium	*	mg/L	--	--	--	--	--	--	--	--	--	--	--	--	--	--	--	--	--	--	--	--	--	--	--	5 U	**1.26**	**1.6**	**1.8**	**1.8**	**1.8**	**1.6**	**1.7**	**1.8 N**	**1.5**	**1.8**
Selenium	0.05	mg/L	< 0.02	< 0.02	< 0.02	< 0.02	< 0.02	< 0.0200	< 0.0200	< 0.0200	< 0.0200	< 0.020	< 0.020	< 0.0064	< 0.0064	< 0.0064	< 0.020	< 0.020	< 0.020	< 0.010	< 0.010	< 0.0200	< 0.02	< 0.02	0.02 U	< 0.005	< 0.01	< 0.01	< 0.01	< 0.01	< 0.01	**0.0061 B**	< 0.01	< 0.01	< 0.01	< 0.01
Sodium	*	mg/L	--	--	--	--	--	--	--	--	--	--	--	--	--	--	--	--	--	--	--	--	--	--	--	**53**	**51.9**	**49**	**52**	**43**	**50**	**53**	**44**	**40**	**51**	**44**
Thallium	0.002	mg/L	< 0.002	< 0.002	< 0.002	< 0.002	< 0.02	< 0.0200	< 0.0200	< 0.0200	< 0.0200	< 0.0010	< 0.0010	< 0.00025	< 0.00025	< 0.00025	< 0.0010	< 0.0010	< 0.0010	< 0.0010	< 0.0010	< 1.00	< 1.00	< 1	< 0.001	< 0.001	< 0.001	< 0.002	< 0.001	< 0.001	< 0.002	< 0.002WN	< 0.002J	< 0.002	< 0.002	< 0.002
Vanadium (fume or dust)	0.2	mg/L	< 0.01	< 0.01	< 0.01	< 0.01	< 0.01	< 0.0100	< 0.0100	< 0.0100	< 0.0100	< 0.010	< 0.010	**0.0051 J**	**0.0083 J**	**0.0048 J**	**0.0063**	< 0.010	< 0.010	**0.0045 J**	**0.0060 J**	< 0.0100	< 0.010	**0.103**	< 0.007	< 0.007	< 0.01	< 0.01	< 0.01	< 0.01	< 0.01	**0.0036 B**	< 0.004	**0.0044 B**	**0.0042 B**	< 0.01
Zinc	2	mg/L	< 0.02	< 0.02	< 0.02	< 0.02	< 0.02	< 0.0200	< 0.0200	< 0.0200	< 0.0200	< 0.020	< 0.020	< 0.0087	< 0.0087	< 0.0087	< 0.020	< 0.020	< 0.020	< 0.020	< 0.020	< 0.0200	< 0.02	< 0.02	< 0.02	< 0.02	< 0.02	< 0.02	< 0.02	< 0.02	**0.03**	< 0.02	< 0.02	**0.035**	< 0.02	**0.0069 B**

Notes:
* - Not a HSRA regulated compound
ISCO - *in-situ* chemical oxidation

Data Qualifier Defintions:
-- - Not analyzed
B (Inorganics) - Estimated analyte concentration
D - Analyte concentration reported from secondary dilution
DB - Analyte concentration reported from secondary dilution; analyte detected in method blank
H - Holding time exceeded for sample
J - Estimated analyte concentration
JB (Organic) - Estimated analyte concentration; analyte detected in method blank
Bold = Exceeds the laboratory detection limit
Bold and shaded - Analyte concentration exceeds the Type 1 RRS
JM (Organic) - Estimated analyte concentration; spike sample recovery outside control limits
M (Organic) - Spike sample recovery outside control limits
N - Spike sample recovery outside of control limits
R - Sample data results rejected due to deficiencies in the ability to meet quality control standards
RRS - Risk Reduction Standard
< - Analyte not detected at referenced detection limit
UJ - Analyte not detected; low method bias and/or matrix interference
UN - Analyte not detected; spiked sample recovery outside of control limits
UR - Analyte not detected; data rejected
UWN - Analyte not detected; post digestion spike and spike sample recovery outside control limits

Appendix E-1
Summary of Historical Groundwater Sampling Data - Alluvium, Galliard, and Saprolite Monitoring Wells
January 2001 through July 2017
Atlanta Gas Light Company
Former Manufactured Gas Plant Site
Augusta, Georgia

Chemical Name	Type 1 Risk Reduction Standard	Location ID	MW-211																	
		Sample Date	7/23/2009	1/15/2009	7/17/2008	1/9/2008	7/10/2007	2/13/2007	7/14/2006	1/17/2006	7/20/2005	1/19/2005	7/15/2004	1/24/2004	7/16/2003	1/16/2003	7/12/2002	1/21/2002	7/12/2001	1/16/2001
		Unit	Post-ISCO								Pre-ISCO									
Field Parameters																				
Conductivity	*	mS/cm	0.201	0.84	0.3	0.218	0.3	0.622	0.35	--	--	--	--	--	--	--	--	--	--	--
Dissolved Oxygen (YSI)	*	mg/L	0.11	5.92	0.37	0.22	0.27	0.14	0.67	--	--	--	--	--	--	--	--	--	--	--
Oxidation Reduction Potential	*	mV	-83.7	-16.5	-201	-91.0	-92.7	-28.5	-66.7	--	--	--	--	--	--	--	--	--	--	--
pH	*	SU	6.3	0.307	6.13	6.17	6.18	6.13	6.28	--	--	--	--	--	--	--	--	--	--	--
Temperature	*	Celsius	22.91	20.41	22.88	21.36	22.30	17.34	21.09	--	--	--	--	--	--	--	--	--	--	--
Turbidity	*	NTU	5.1	4.3	7.29	9.37	2.80	0.84	4.82	--	--	--	--	--	--	--	--	--	--	--
Monitored Natural Attenuation Parameters																				
Carbon Dioxide	*	µg/L	880	710	990	< 1000	< 1000	--	720	--	--	--	--	--	--	--	--	--	--	--
Iron	*	mg/L	--	--	--	--	--	--	14.4	15.9	2.31	0.05 U	0.05 U	3.6	0.04 U	0.050 U	0.028 B	0.05 U	0.13	0.031 B
Iron, as Ferrous (Fe+2)	*	mg/L	1.6 HF	1.2 HF	4.1	7.10	13.4	12.2	12.9	--	--	--	--	--	--	--	--	--	--	--
Manganese, Total	*	mg/L	--	--	--	--	--	--	2.98	2.72	0.399	0.82	0.49	2.1	0.77	0.91	0.55	0.92	1.2	0.72
Manganese, Dissolved	*	mg/L	--	--	--	--	--	--	2.23	--	--	--	--	--	--	--	--	--	--	--
Methane	*	µg/L	670	260	150	100	3,000	140	220	--	--	--	--	--	--	--	--	--	--	--
Nitrate	*	mg/L	< 1.1	0.26	0.66	0.32	< 0.25	0.64	1.1	--	--	--	--	--	--	--	--	--	--	--
Nitrogen	*	mg/L	--	--	--	--	--	--	17	--	--	--	--	--	--	--	--	--	--	--
Nitrogen, ammonia (as N)	*	mg/L	--	--	--	--	--	--	0.89	--	--	--	--	--	--	--	--	--	--	--
Oxygen	*	mg/L	0.98	1.2	1.1	3.3	1.7	1.1	1.2	--	--	--	--	--	--	--	--	--	--	--
Sulfate	*	mg/L	5.6	20	16	17	18	23	37	--	--	--	--	--	--	--	--	--	--	--
Sulfide	*	mg/L	--	--	--	--	--	--	2 U	--	--	--	--	--	--	--	--	--	--	--
Volatile Organic Compounds																				
Acetone	4,000	µg/L	< 100	< 100	< 100	< 50	< 50	< 50	50 U	10 U	25 U	25 U	25 U	25 U	25 U	25 U	25 U	25 U	25 U	25 U
Benzene	5	µg/L	< 5.0	< 5.0	< 5.0	< 5.0	< 5	< 5	5 U	1.0 U	1.0 U	1.0 U	1.0 U	1.0 U	1.0 U	1.0 U	1.0 U	1.0 U	1.0 U	**0.79 J**
Carbon Disulfide	4,000	µg/L	< 5.0	< 5.0	< 5.0	< 5.0	< 5	< 5	5 U	1.0 U	1.0 U	1.0 U	1.0 U	1.0 U	**1.0**	1.0 U	1.0 U	1.0 U	**0.58 J**	1.0 U
Ethylbenzene	700	µg/L	< 5.0	< 5.0	< 5.0	< 5.0	< 5	< 5	5 U	1.0 U	1.0 U	1.0 U	1.0 U	1.0 U	1.0 U	1.0 U	1.0 U	1.0 U	1.0 U	**0.17 J**
Methylene Chloride	5	µg/L	< 5.0	< 5.0	< 5.0	< 5.0	< 5	< 5	5 U	1.0 U	5.0 U	5.0 U	5.0 U	5.0 U	5.0 U	5.0 U	**0.32 J**	5.0 U	5.0 U	5.0 U
Toluene	1,000	µg/L	< 5.0	< 5.0	< 5.0	< 5.0	< 5	< 5	5 U	1.0 U	1.0 U	1.0 U	1.0 U	1.0 U	1.0 U	1.0 U	1.0 U	1.0 U	1.0 U	1.0 U
Trichloroethylene	5	µg/L	**5.7**	**1.4 J**	**2.5 J**	< 5.0	**5.8**	< 5	**8.2**	**3.3**	1.0 U	**3.2**	**2.2**	**2.4**	**5**	**4.4**	**4.7**	**5.4**	**7.3**	**0.74**
Xylenes, total	2,000	µg/L	< 5.0	< 5.0	< 5.0	< 5.0	< 5	< 5	5 U	2.0 U	2.0 U	2.0 U	2.0 U	2.0 U	2.0 U	2.0 U	2.0 U	2.0 U	2.0 U	2.0 U
Semivolatile Organic Compounds																				
2-Methylnaphthalene	*	µg/L	--	--	--	--	--	--	--	0.2 U	0.2 U	0.2 U	0.2 U	0.2 U	10 U	10 U	10 U	10 U	10 U	10 U
Acenaphthene	2,000	µg/L	< 0.19	< 0.19	< 0.19	< 10	< 10	< 10	10 U	0.2 U	0.2 U	0.2 U	0.2 U	0.2 U	10 U	10 U	10 U	10 U	10 U	10 U
Acenaphthylene	10	µg/L	< 0.19	< 0.19	< 0.19	< 10	< 10	< 10	10 U	0.2 U	0.2 U	0.2 U	0.2 U	0.2 U	10 U	10 U	10 U	10 U	10 U	10 U
Anthracene	10	µg/L	< 0.19	< 0.19	< 0.19	< 10	< 10	< 10	10 U	0.2 U	0.2 U	0.2 U	0.2 U	0.2 U	10 U	10 U	10 U	10 U	10 U	10 U
Benz(a)anthracene	0.1	µg/L	< 0.19	< 0.19	< 0.19	< 0.050	< 0.05	< 0.05	0.05 U	0.2 U	0.2 U	0.2 U	0.2 U	0.2 U	10 U	10 U	10 U	10 U	10 U	10 U
Benzo(a)pyrene	0.2	µg/L	< 0.19	< 0.19	< 0.19	< 0.050	< 0.05	< 0.05	0.05 U	0.2 U	0.2 U	0.2 U	0.2 U	0.2 U	10 U	10 U	10 U	10 U	10 U	10 U
Benzo(b)fluoranthene	0.2	µg/L	< 0.19	< 0.19	< 0.19	< 0.10	< 0.1	< 0.1	0.1 U	0.2 U	0.2 U	0.2 U	0.2 U	0.2 U	10 U	10 U	10 U	10 U	10 U	10 U
Benzo(g,h,i)perylene	10	µg/L	< 0.19	< 0.19	< 0.19	< 10	< 10	< 10	10 U	0.2 U	0.2 U	0.2 U	0.2 U	0.2 U	10 U	10 U	10 U	10 U	10 U	10 U
Benzo(k)fluoranthene	10	µg/L	< 0.19	< 0.19	< 0.19	< 10	< 10	< 10	10 U	0.2 U	0.2 U	0.2 U	0.2 U	0.2 U	10 U	10 U	10 U	10 U	10 U	10 U
Chrysene	0.2	µg/L	< 0.19	< 0.19	< 0.19	< 0.050	< 0.05	< 0.05	0.05 U	0.2 U	0.2 U	0.2 U	0.2 U	0.2 U	10 U	10 U	10 U	10 U	10 U	10 U
Dibenzo(a,h)anthracene	0.3	µg/L	< 0.19	< 0.19	< 0.19	< 0.10	< 0.1	< 0.1	0.1 U	0.2 U	0.2 U	0.2 U	0.2 U	0.2 U	10 U	10 U	10 U	10 U	10 U	10 U
Dibenzofuran	1	µg/L	--	--	--	--	--	--	--	1.0 U	0.2 U	0.2 U	0.2 U	0.2 U	10 U	10 U	10 U	10 U	10 U	10 U
Fluoranthene	1,000	µg/L	< 0.19	< 0.19	< 0.19	< 10	< 10	< 10	10 U	0.2 U	0.2 U	0.2 U	0.2 U	0.2 U	10 U	10 U	10 U	10 U	10 U	10 U
Fluorene	1,000	µg/L	< 0.19	< 0.19	< 0.19	< 10	< 10	< 10	10 U	0.2 U	0.2 U	0.2 U	0.2 U	0.2 U	10 U	10 U	10 U	10 U	10 U	10 U
Indeno(1,2,3-cd)pyrene	0.4	µg/L	< 0.19	< 0.19	< 0.19	< 0.050	< 0.05	< 0.05	0.05 U	0.2 U	0.2 U	0.2 U	0.2 U	0.2 U	10 U	10 U	10 U	10 U	10 U	10 U
Naphthalene	20	µg/L	< 0.19	**0.027 JB**	< 0.19	< 10	< 10	< 10	10 U	0.2 U	0.2 U	0.2 U	0.2 U	**0.25**	10 U	10 U	10 U	10 U	10 U	10 U
Phenanthrene	10	µg/L	< 0.19	< 0.19	< 0.19	< 10	< 10	< 10	10 U	0.2 U	0.2 U	0.2 U	0.2 U	0.2 U	10 U	10 U	10 U	10 U	10 U	10 U
Pyrene	1,000	µg/L	< 0.19	< 0.19	< 0.19	< 10	< 10	< 10	10 U	0.2 U	0.2 U	0.2 U	0.2 U	0.2 U	10 UJ	10 U	10 U	10 U	10 U	10 U
Inorganic Compounds																				
Aluminum (fume or dust)	*	mg/L	--	--	--	--	--	--	--	**0.364**	**3.02**	0.2 U	0.2 U	**6.4**	0.2 U	**0.068 B**	**0.028 B**	**0.03 B**	**0.13 B**	0.2 U
Antimony	0.01	mg/L	< 0.020	< 0.020	< 0.020	< 0.0200	< 0.02	< 0.02	0.02 U	0.01 U	0.006 U	0.02 U	0.006 U	0.02 U	0.02 U	0.020 U	0.02 U	0.02 U	0.02 U	**0.0076 B**
Arsenic	0.05	mg/L	< 0.020	< 0.010	< 0.010	<0.0500	< 0.05	< 0.05	0.05 U	0.01 U	**0.0126**	0.01 U	0.01 U	0.01 U	0.01 U	0.010 U	0.01 U	0.01 U	0.01 U	0.01 U
Barium	2	mg/L	**0.069**	**0.099**	**0.075**	**0.0714**	**0.0763**	**0.0763**	**0.0577**	0.2 U	**0.0623**	**0.066**	**0.065**	**0.094**	**0.05**	**0.052**	**0.059**	**0.064**	**0.06**	**0.047**
Beryllium	0.004	mg/L	< 0.0040	< 0.0040	< 0.0040	< 0.0100	< 0.010	< 0.010	0.01 U	0.005 U	0.004 U	0.004 U	0.004 U	0.004 U	0.004 U	0.0040 U	0.004 U	0.004 U	0.004 U	**0.0022 B**
Cadmium	0.005	mg/L	**0.01**	**0.01**	**0.009**	< 0.0050	< 0.005	< 0.005	0.005 U	0.002 U	0.005 U	0.005 U	0.005 U	0.005 U	0.005 UJ	0.0050 U	0.005 U	0.005 U	0.005 U	0.005 U
Calcium metal	*	mg/L	--	--	--	--	--	--	--	**27.8**	**24.1**	**17**	**21**	**20**	**22**	**22**	**22**	**23**	**22**	**20**
Chromium	0.1	mg/L	< 0.010	**0.0015 J**	< 0.010	< 0.0100	< 0.010	< 0.010	0.01 U	0.005 U	0.01 U	0.01 U	0.01 U	0.01 U	0.01 UJ	0.010 U	0.01 U	0.01 U	0.01 U	0.01 U
Cobalt	*	mg/L	--	--	--	--	--	--	--	0.007 U	0.01 U	0.01 U	0.01 U	0.01 U	0.01 UJ	0.010 U	0.01 U	0.01 U	0.01 U	0.01 U
Copper	1.3	mg/L	< 0.020	**0.0064 J**	**0.0055 J**	< 0.0100	< 0.010	< 0.010	0.01 U	0.025 U	0.02 U	0.02 U	0.02 U	0.02 U	0.02 U	0.020 U	**0.0009 B**	0.02 U	0.02 U	0.02 U
Cyanide	0.2	mg/L	< 0.010	< 0.010	**0.0070 J**	< 0.010	< 0.010	< 0.010	0.01 U	0.01 U	0.01 U	0.01 U	0.01 U	0.01 U	0.015 U	0.010 U	0.01 U	0.01 U	0.01 U	0.01 U
Lead	0.015	mg/L	< 0.010	< 0.0050	< 0.0050	< 0.0100	< 0.010	< 0.010	0.01 U	**0.0042**	**0.0158**	0.005 U	0.005 U	**0.0054**	0.005 UJ	0.0050 U	0.005 U	0.005 U	0.005 U	**0.0034 B**
Magnesium	*	mg/L	--	--	--	--	--	--	--	**6**	**4.2**	**9.2**	**12**	**9.9**	**9.9**	**11**	**12**	**12**	**12**	**11**
Mercury	0.002	mg/L	< 0.00020	< 0.00020	< 0.00020	< 0.00020	< 0.0002	< 0.0002	0.0002 U	0.0002 U	0.0002 U	0.0002 U	0.0002 U	0.0002 U	0.0002 U	**0.00016 B**	**0.00014 B**	**0.00016 B**	**0.00021**	**0.00025**
Nickel	0.1	mg/L	< 0.040	< 0.040	**0.0044 J**	< 0.0200	< 0.02	< 0.02	0.02 U	0.04 U	0.04 U	0.04 U	0.04 U	0.04 U	0.04 UJ	0.040 U	0.04 U	0.04 U	0.04 U	0.04 U
Potassium	*	mg/L	--	--	--	--	--	--	--	**27.9**	**103**	**5.4**	**5.8**	**6**	**4.7**	**5.7**	**5.5**	**5.4**	**5.0**	**5.5**
Selenium	0.05	mg/L	< 0.020	< 0.010	< 0.010	< 0.0200	< 0.02	< 0.02	0.02 U	0.005 U	0.01 U	0.01 U	0.01 U	0.01 U	0.01 U	0.010 U	0.01 U	0.01 U	0.01 U	0.01 U
Sodium	*	mg/L	--	--	--	--	--	--	--	**41.6**	**5.68**	**59**	**74**	**64**	**55**	**46**	**47**	**43**	**37**	**45**
Thallium	0.002	mg/L	< 0.0010	< 0.0010	< 0.0010	< 1.00	< 1.00	< 1	0.001 U	0.001 U	0.001 U	0.002 U	0.001 U	0.001 U	0.002 U	0.0020 UWN	0.002 UWN	0.002 U	0.002 UW	0.002 UW
Vanadium (fume or dust)	0.2	mg/L	< 0.010	**0.0026 J**	**0.0040 J**	< 0.0100	< 0.010	< 0.010	0.01 U	0.007 U	**0.0453**	0.01 U	0.01 U	**0.013**	0.01 UJ	0.010 U	0.01 U	0.01 U	0.01 U	0.01 U
Zinc	2	mg/L	**0.042**	**0.034**	**0.023**	**0.0320**	< 0.02	**0.0703**	0.02 U	**0.0392**	**0.291**	**0.061**	0.02 U	**0.025**	**0.04**	0.020 U	0.02 U	0.02 U	0.02 U	0.02 U

Notes:
* - Not a HSRA regulated compound
ISCO - *in-situ* chemical oxidation

Data Qualifier Defintions:
-- - Not analyzed
B (Inorganics) - Estimated analyte concentration
D - Analyte concentration reported from secondary dilution
DB - Analyte concentration reported from secondary dilution; analyte detected in method blank
H - Holding time exceeded for sample
J - Estimated analyte concentration
JB (Organic) - Estimated analyte concentration; analyte detected in method blank
Bold = Exceeds the laboratory detection limit
Bold and shaded - Analyte concentration exceeds the Type 1 RRS
JM (Organic) - Estimated analyte concentration; spike sample recovery outside control limits
M (Organic) - Spike sample recovery outside control limits
N - Spike sample recovery outside of control limits
R - Sample data results rejected due to deficiencies in the ability to meet quality control standards
RRS - Risk Reduction Standard
< - Analyte not detected at referenced detection limit
UJ - Analyte not detected; low method bias and/or matrix interference
UN - Analyte not detected; spiked sample recovery outside of control limits
UR - Analyte not detected; data rejected
UWN - Analyte not detected; post digestion spike and spike sample recovery outside control limits

Appendix E-1
Summary of Historical Groundwater Sampling Data - Alluvium, Galliard, and Saprolite Monitoring Wells
January 2001 through July 2017
Atlanta Gas Light Company
Former Manufactured Gas Plant Site
Augusta, Georgia

Chemical Name	Type 1 Risk Reduction Standard	Location ID	MW-214																																	
		Sample Date	7/26/2017	1/25/2017	7/27/2016	1/20/2016	7/28/2015	1/13/2015	7/15/2014	1/9/2014	7/8/2013	1/8/2013	7/24/2012	1/16/2012	7/5/2011	1/17/2011	7/15/2010	1/5/2010	7/22/2009	1/14/2009	7/18/2008	1/8/2008	7/11/2007	2/15/2007	7/11/2006	1/15/2006	7/19/2005	7/13/2004	1/21/2004	7/15/2003	1/20/2003	7/11/2002	1/21/2002	7/13/2001	07/01 DUP	1/17/2001
		Unit	Post-ISCO																								Pre-ISCO									
Field Parameters																																				
Conductivity	*	mS/cm	0.198	0.292	0.291	0.261	300	0.226	0.203	0.171	0.206	0.308	0.305	0.327	0.206	2.24	0.243	0.214	0.249	0.65	0.252	0.230	0.229	0.237	0.214	--	--	--	--	--	--	--	--	--	--	--
Dissolved Oxygen (YSI)	*	mg/L	3.6	0.27	0.29	0.32	0.45	0.45	0.89	0.37	0.44	0.53	0.14	0.74	0.73	6.88	0.41	3.38	2.59	6.75	0.49	0.62	0.28	0.46	0.13	--	--	--	--	--	--	--	--	--	--	--
Oxidation Reduction Potential	*	mV	150.8	-62	-30.2	-113.6	277.8	-73.5	-49.8	-74.0	-144.8	-61.5	-106.2	-144.2	-48.9	-62	-78	-44.6	-253.5	-76.8	-118	-90.9	-69.2	-85.3	-71	--	--	--	--	--	--	--	--	--	--	--
pH	*	SU	6.51	6.75	6.37	7.89	6.85	6.51	6.34	6.76	6.79	6.65	6.45	6.81	6.36	0.254	6.68	6.9	12.81	0.24	6.66	6.71	6.80	6.8	6.85	--	--	--	--	--	--	--	--	--	--	--
Temperature	*	Celsius	23.73	20	23.09	19.67	27.6	16.6	21.45	20.82	22.67	17.32	25.62	17.77	24.38	16.97	23.8	16.51	26.37	19.15	24.23	20.72	24.61	18.94	22.99	--	--	--	--	--	--	--	--	--	--	--
Turbidity	*	NTU	5.36	0.56	1.55	0.71	5.74	2.19	2.51	3.21	1.37	3.60	7.22	6.42	9.3	2.18	1.25	7.63	3.2	5.3	1.23	0.09	0.69	2.55	0.29	--	--	--	--	--	--	--	--	--	--	--
Monitored Natural Attenuation Parameters																																				
Carbon Dioxide	*	µg/L	--	--	--	--	--	108	101	125	107	28	40	380 B	300 B	220 *	310 JB	260	270 *	250	270	< 1000	< 1000	--	240	--	--	--	--	--	--	--	--	--	--	--
Iron	*	mg/L	--	--	--	--	--	--	--	--	--	--	--	--	--	--	--	--	--	--	--	--	--	--	2.09	2.04	1.55	1.4	2.6	4.5	0.46	0.99	2	1.8	1.8	1.7
Iron, as Ferrous (Fe+2)	*	mg/L	--	--	--	--	--	2.56	< 0.100	0.149 H	0.518 H	0.43 HF	2.0 HF	1.3 HF	0.41 HF	0.59 HF	1.1 HF	1.0 HF	1.0 HF	0.12 HF	1.4	2.48	2.41	2.17	1.87 H	--	--	--	--	--	--	--	--	--	--	--
Manganese, Total	*	mg/L	--	--	--	--	--	--	--	--	--	--	--	--	--	--	--	--	--	--	--	--	--	--	0.722	0.644	0.655	0.73	0.74	0.95	0.49	0.6	0.7	0.68	0.69	0.72
Manganese, Dissolved	*	mg/L	--	--	--	--	--	--	--	--	--	--	--	--	--	--	--	--	--	--	--	--	--	--	0.604	--	--	--	--	--	--	--	--	--	--	--
Methane	*	µg/L	--	--	--	--	--	410	< 4	650	680	2,400	3,600	1,600	24	37	46	230	190	100	32	140	160	140	100	--	--	--	--	--	--	--	--	--	--	--
Nitrate	*	mg/L	--	--	--	--	--	< 0.25	0.42	<0.25	<0.25	< 0.25	< 0.25	< 0.075	< 0.075	< 0.36	<1.1	< 1.1	< 1.1	< 0.050	<0.50	< 0.25	< 0.25	< 0.25	0.25 U	--	--	--	--	--	--	--	--	--	--	--
Nitrogen	*	mg/L	--	--	--	--	--	--	--	--	--	--	--	--	--	--	--	--	--	--	--	--	--	--	18	--	--	--	--	--	--	--	--	--	--	--
Nitrogen, ammonia (as N)	*	mg/L	--	--	--	--	--	--	--	--	--	--	--	--	--	--	--	--	--	--	--	--	--	--	0.2 U	--	--	--	--	--	--	--	--	--	--	--
Oxygen	*	mg/L	--	--	--	--	--	7.17 H	7.95 H	5.55 H	6.75 H	5.0	3.7	1.2	1.7	2.2	1.5	1.4	1.4	1.3	1.3	2.0	1.8	1.8	2.8	--	--	--	--	--	--	--	--	--	--	--
Sulfate	*	mg/L	--	--	--	--	--	< 1.0	26	<1.0	<1.0	< 5.0	< 5.0	< 2.6	< 2.6	< 2.6	< 5.0	< 5.0	< 5.0	< 5.0	< 5.0	< 1.0	< 1.0	1.1	1 U	--	--	--	--	--	--	--	--	--	--	--
Sulfide	*	mg/L	--	--	--	--	--	--	--	--	--	--	--	--	--	--	--	--	--	--	--	--	--	--	2 U	--	--	--	--	--	--	--	--	--	--	--
Volatile Organic Compounds																																				
Acetone	4,000	µg/L	< 50	< 50	< 50	< 50	< 50	< 50	< 50	< 50	< 50	< 100	< 100	< 5.0	< 5.0	< 5.0	< 100	< 100	< 100	< 100	< 100	< 50	< 50	< 50	50 U	10 U	25 U	25 U	25 U	25 U	25 U	25 U	25 U	25 U	25 U	25 UJ
Benzene	5	µg/L	< 5.0	< 5.0	< 5.0	< 5.0	< 5.0	< 5.0	< 5.0	< 5.0	< 5.0	< 5.0	< 5.0	< 0.25	< 0.25	**0.49 J**	< 5.0	< 5.0	< 5.0	< 5.0	< 5.0	< 5.0	< 5	< 5	5 U	1.0 U	1.0 U	1.0 U	1.0 U	1.0 U	1.0 U	1.0 U	**0.15 J**	**0.2 J**	**0.21 J**	**0.29 J**
Carbon Disulfide	4,000	µg/L	< 5.0	< 5.0	< 5.0	< 5.0	< 5.0	< 5.0	< 5.0	< 5.0	< 5.0	< 5.0	< 5.0	< 0.60	< 0.60 *	< 0.60	< 5.0	< 5.0	< 5.0	< 5.0	< 5.0	< 5.0	< 5	< 5	5 U	1.0 U	1.0 U	1.0 U	1.0 U	1.0 U	1.0 U	1.0 U	1.0 U	1.0 U	1.0 U	1.0 U
Ethylbenzene	700	µg/L	< 5.0	< 5.0	< 5.0	< 5.0	< 5.0	< 5.0	< 5.0	< 5.0	< 5.0	< 5.0	< 5.0	< 0.11	< 0.11	0.12J	< 5.0	< 5.0	< 5.0	< 5.0	< 5.0	< 5.0	< 5	< 5	5 U	1.0 U	1.0 U	1.0 U	1.0 U	1.0 U	1.0 U	**0.15 J**	1.0 U	1.0 U	1.0 U	0.12 U
Methylene Chloride	5	µg/L	< 5.0	< 5.0	< 5.0	< 5.0	< 5.0	< 5.0	< 5.0	< 5.0	< 5.0	< 5.0	< 5.0	< 1.0	**3.3 J B ***	< 1.0	< 5.0	< 5.0	< 5.0	< 5.0	< 5.0	< 5.0	< 5	< 5	5 U	1.0 U	5.0 U	5.0 U	5.0 U	5.0 U	5.0 U	5.0 U	5.0 U	5.0 U	5.0 U	5.0 U
Toluene	1,000	µg/L	< 5.0	< 5.0	< 5.0	< 5.0	< 5.0	< 5.0	< 5.0	< 5.0	< 5.0	< 5.0	< 5.0	**0.61 J**	< 0.33	< 0.33	< 5.0	< 5.0	< 5.0	< 5.0	< 5.0	< 5.0	< 5	< 5	5 U	1.0 U	1.0 U	1.0 U	1.0 U	1.0 U	1.0 U	1.0 U	1.0 U	1.0 U	1.0 U	1.0 U
Trichloroethylene	5	µg/L	< 5.0	< 5.0	< 5.0	< 5.0	< 5.0	< 5.0	< 5.0	< 5.0	< 5.0	< 5.0	< 5.0	< 0.13	< 0.13	< 0.13	< 5.0	< 5.0	< 5.0	< 5.0	< 5.0	< 5.0	< 5	< 5	5 U	1.0 U	1.0 U	1.0 U	1.0 U	1.0 U	1.0 U	1.0 U	1.0 U	1.0 U	1.0 U	1.0 U
Xylenes, total	2,000	µg/L	< 5.0	< 5.0	< 5.0	< 5.0	< 5.0	< 5.0	< 5.0	< 5.0	< 5.0	< 5.0	< 5.0	< 0.20	< 0.20	< 0.20	< 5.0	< 5.0	< 5.0	< 5.0	< 5.0	< 5.0	< 5	< 5	5 U	2.0 U	2.0 U	2.0 U	2.0 U	2.0 U	2.0 U	**0.32 J**	2.0 U	2.0 U	2.0 U	2.0 U
Semivolatile Organic Compounds																																				
2-Methylnaphthalene	*	µg/L	--	--	--	--	--	--	--	--	--	--	--	--	--	--	--	--	--	--	--	--	--	--	--	0.2 U	0.2 U	0.2 U	0.2 U	10 U	10 U	10 U	10 U	10 U	10 U	10 U
Acenaphthene	2,000	µg/L	< 0.5	< 0.5	< 0.5	< 0.5	< 0.5	< 0.50	< 0.50	< 0.50	< 0.50	< 0.23	< 0.19	< 0.095	< 0.11	< 0.10	< 0.19	< 0.19	< 0.19	< 0.20	< 0.19	< 10	< 10	< 10	10 U	0.2 U	0.2 U	0.2 U	0.2 U	10 U	10 U	10 U	10 U	10 U	10 U	10 U
Acenaphthylene	10	µg/L	< 1.0	< 1.0	< 1.0	< 1.0	< 1.0	< 1.0	< 1.0	< 1.0	< 1.0	< 0.23	< 0.19	< 0.095	< 0.11	< 0.10	< 0.19	< 0.19	< 0.19	< 0.20	< 0.19	< 10	< 10	< 10	10 U	0.2 U	0.2 U	0.2 U	0.2 U	10 U	10 U	10 U	10 U	10 U	10 U	10 U
Anthracene	10	µg/L	< 0.05	< 0.05	< 0.05	< 0.05	< 0.05	< 0.050	< 0.050	< 0.050	< 0.050	< 0.23	< 0.19	< 0.095	< 0.11	< 0.10	< 0.19	< 0.19	< 0.19	< 0.20	< 0.19	< 10	< 10	< 10	10 U	0.2 U	0.2 U	0.2 U	0.2 U	10 U	10 U	10 U	10 U	10 U	10 U	10 U
Benz(a)anthracene	0.1	µg/L	< 0.05	< 0.05	< 0.05	< 0.05	< 0.05	< 0.050	< 0.050	< 0.050	< 0.050	< 0.23	< 0.19	< 0.095	< 0.11	< 0.10	< 0.19	< 0.19	< 0.19	< 0.20	< 0.19	< 0.050	< 0.05	< 0.05	0.05 U	0.2 U	0.2 U	0.2 U	0.2 U	10 U	10 U	10 U	10 U	10 U	10 U	10 U
Benzo(a)pyrene	0.2	µg/L	< 0.05	< 0.05	< 0.05	< 0.05	< 0.05	< 0.050	< 0.050	< 0.050	< 0.050	< 0.23	< 0.19	< 0.095	< 0.11	< 0.10	< 0.19	< 0.19	< 0.19	< 0.20	< 0.19	< 0.050	< 0.05	< 0.05	0.05 U	0.2 U	0.2 U	0.2 U	0.2 U	10 U	10 U	10 U	10 U	10 U	10 U	10 U
Benzo(b)fluoranthene	0.2	µg/L	< 0.1	< 0.1	< 0.1	< 0.1	< 0.1	< 0.10	< 0.10	< 0.10	< 0.10	< 0.23	< 0.19	< 0.095	< 0.11	< 0.10	< 0.19	< 0.19	< 0.19	< 0.20	< 0.19	< 0.10	< 0.1	< 0.1	0.1 U	0.2 U	0.2 U	0.2 U	0.2 U	10 U	10 U	10 U	10 U	10 U	10 U	10 U
Benzo(g,h,i)perylene	10	µg/L	< 0.1	< 0.1	< 0.1	< 0.1	< 0.1	< 0.10	< 0.10	< 0.10	< 0.10	< 0.23	< 0.19	< 0.095	< 0.11	< 0.10	< 0.19	< 0.19	< 0.19	< 0.20	< 0.19	< 10	< 10	< 10	10 U	0.2 U	0.2 U	0.2 U	0.2 U	10 U	10 U	10 U	10 U	10 U	10 U	10 U
Benzo(k)fluoranthene	10	µg/L	< 0.05	< 0.05	< 0.05	< 0.05	< 0.05	< 0.050	< 0.050	< 0.050	< 0.050	< 0.23	< 0.19	< 0.095	< 0.11	< 0.10	< 0.19	< 0.19	< 0.19	< 0.20	< 0.19	< 10	< 10	< 10	10 U	0.2 U	0.2 U	0.2 U	0.2 U	10 U	10 U	10 U	10 U	10 U	10 U	10 U
Chrysene	0.2	µg/L	< 0.05	< 0.05	< 0.05	< 0.05	< 0.05	< 0.050	< 0.050	< 0.050	< 0.050	< 0.23	< 0.19	< 0.043	< 0.049	< 0.046	< 0.19	< 0.19	< 0.19	< 0.20	< 0.19	< 0.050	< 0.05	< 0.05	0.05 U	0.2 U	0.2 U	0.2 U	0.2 U	10 U	10 U	10 U	10 U	10 U	10 U	10 U
Dibenzo(a,h)anthracene	0.3	µg/L	< 0.1	< 0.1	< 0.1	< 0.1	< 0.1	< 0.10	< 0.10	< 0.10	< 0.10	< 0.23	< 0.19	< 0.095	< 0.11	< 0.10	< 0.19	< 0.19	< 0.19	< 0.20	< 0.19	< 0.10	< 0.1	< 0.1	0.1 U	0.2 U	0.2 U	0.2 U	0.2 U	10 U	10 U	10 U	10 U	10 U	10 U	10 U
Dibenzofuran	1	µg/L	--	--	--	--	--	--	--	--	--	< 0.23	< 0.19	--	--	--	--	--	--	--	--	--	--	--	--	1.0 U	0.2 U	0.2 U	0.2 U	10 U	10 U	10 U	10 U	10 U	10 U	10 U
Fluoranthene	1,000	µg/L	< 0.1	< 0.1	< 0.1	< 0.1	< 0.1	< 0.10	< 0.10	< 0.10	< 0.10	< 0.23	< 0.19	< 0.095	< 0.11	< 0.10	< 0.19	< 0.19	< 0.19	< 0.20	< 0.19	< 10	< 10	< 10	10 U	0.2 U	0.2 U	0.2 U	0.2 U	10 U	10 U	10 U	10 U	10 U	10 U	10 U
Fluorene	1,000	µg/L	< 0.1	< 0.1	< 0.1	< 0.1	< 0.1	< 0.10	< 0.10	< 0.10	< 0.10	--	--	< 0.095	< 0.11	< 0.10	< 0.19	< 0.19	< 0.19	< 0.20	< 0.19	< 10	< 10	< 10	10 U	0.2 U	0.2 U	0.2 U	0.2 U	10 U	10 U	10 U	10 U	10 U	10 U	10 U
Indeno(1,2,3-cd)pyrene	0.4	µg/L	< 0.05	< 0.05	< 0.05	< 0.05	< 0.05	< 0.050	< 0.050	< 0.050	< 0.050	< 0.23	< 0.19	< 0.095	< 0.11	< 0.10	< 0.19	< 0.19	< 0.19	< 0.20	< 0.19	< 0.050	< 0.05	< 0.05	0.05 U	0.2 U	0.2 U	0.2 U	0.2 U	10 U	10 U	10 U	10 U	10 U	10 U	10 U
Naphthalene	20	µg/L	< 0.5	< 0.5	< 0.5	< 0.5	< 0.5	< 500	< 0.50	< 0.50	< 0.50	< 0.23	< 0.19	**1.0**	< 0.11	**1.1**	< 0.19	< 0.19	< 0.19	**0.037 J**	< 0.19	< 10	< 10	< 10	10 U	0.2 U	0.2 U	0.2 U	0.2 U	10 U	10 U	10 U	10 U	10 U	10 U	10 U
Phenanthrene	10	µg/L	**0.073**	< 0.05	< 0.05	< 0.05	< 0.05	<0.50	< 0.050	< 0.050	< 0.050	< 0.23	< 0.19	< 0.095	< 0.11	< 0.10	< 0.19	< 0.19	< 0.19	< 0.20	< 0.19	< 10	< 10	< 10	10 U	0.2 U	0.2 U	0.2 U	0.2 U	10 U	10 U	10 U	10 U	10 U	10 U	10 U
Pyrene	1,000	µg/L	< 0.05	< 0.05	< 0.05	< 0.05	< 0.05	< 0.050	< 0.050	< 0.050	< 0.050	< 0.23	< 0.19	< 0.095	< 0.11	< 0.10	< 0.19	< 0.19	< 0.19	< 0.20	< 0.19	< 10	< 10	< 10	10 U	0.2 U	0.2 U	0.2 U	0.2 U	10 UJ	10 U	10 U	10 U	10 U	10 U	10 U
Inorganic Compounds																																				
Aluminum (fume or dust)	*	mg/L	--	--	--	--	--	--	--	--	--	--	--	--	--	--	--	--	--	--	--	--	--	--	--	**0.234**	0.2 U	0.2 U	0.2 U	0.2 U	0.2 U	**0.032 B**	**0.047 B**	**0.046 B**	**0.043 B**	0.2 U
Antimony	0.01	mg/L	< 0.006	< 0.006	< 0.006	< 0.006	< 0.02	< 0.0200	< 0.0200	< 0.0200	< 0.0200	< 0.020	< 0.020	< 0.0053	< 0.0053	< 0.0053	< 0.020	< 0.020	< 0.020	< 0.020	< 0.020	< 0.0200	< 0.02	< 0.02	0.02 U	0.01 U	0.006 U	0.006 U	0.02 U	0.02 U	0.02 U	0.02 U	0.02 U	0.02 U	0.02 U	**0.0071 J**
Arsenic	0.05	mg/L	< 0.05	< 0.05	< 0.05	< 0.05	< 0.05	< 0.0500	< 0.0500	< 0.0500	< 0.0500	< 0.020	< 0.020	< 0.0046	< 0.0046	< 0.0046	< 0.020	< 0.020	< 0.020	< 0.010	< 0.010	<0.0500	< 0.05	< 0.05	0.05 U	0.01 U	0.01 U	0.01 U	0.01 U	0.01 U	0.01 U	0.01 U	0.01 U	0.01 U	**0.0053 B**	0.01 U
Barium	2	mg/L	**0.0938**	**0.338**	**0.397**	**0.388**	**0.379**	**0.338**	**0.0362**	**0.324**	**0.241**	**0.28**	**0.15**	**0.22**	**0.34**	**0.12**	**0.82**	**0.33**	**0.35**	**0.33**	**0.33**	**0.350**	**0.315**	**0.284**	**0.306**	**0.264**	**0.251**	**0.25**	**0.29**	**0.17**	**0.27**	**0.3**	**0.33**	**0.3**	**0.31**	**0.31**
Beryllium	0.004	mg/L	< 0.004	< 0.004	< 0.004	< 0.004	< 0.01	< 0.0100	< 0.0100	< 0.0100	< 0.0100	< 0.0040	< 0.0040	< 0.00020	< 0.00020	< 0.00020	**0.00020 J**	< 0.0040	< 0.0040	< 0.0040	< 0.0040	< 0.0100	< 0.010	< 0.010	0.01 U	0.005 U	0.004 U	0.004 U	0.004 U	0.004 U	0.004 U	0.004 U	0.004 U	0.004 U	0.004 U	0.00098 U
Cadmium	0.005	mg/L	**0.00641**	< 0.005	< 0.005	< 0.005	**0.0076**	< 0.0050	< 0.0050	**0.0213**	< 0.0050	**0.025**	**0.016**	< 0.0020	< 0.0020	< 0.0020	< 0.0050	< 0.0050	< 0.0050	< 0.0050	< 0.0050	< 0.0050	< 0.005	< 0.005	0.005 U	0.002 U	0.005 U	0.005 U	0.005 U	**0.008**	**0.00077 B**	**0.00084 B**	0.005 U	0.005 U	0.005 U	**0.0012 J**
Calcium metal	*	mg/L	--	--	--	--	--	--	--	--	--	--	--	--	--	--	--	--	--	--	--	--	--	--	--	**18.8**	**20.8**	**22**	**19**	**22**	**18**	**18**	**18**	**17**	**18**	**17**
Chromium	0.1	mg/L	< 0.01	< 0.01	< 0.01	< 0.01	< 0.01	< 0.0100	< 0.0100	< 0.0100	< 0.0100	< 0.010	< 0.010	< 0.0012	**0.0012 J**	< 0.0012	< 0.010	< 0.010	< 0.010	< 0.010	< 0.010	< 0.0100	< 0.010	< 0.010	0.01 U	0.005 U	0.01 U	0.01 U	0.01 U	0.01 UJ	0.01 U	0.01 U	**0.0032 B**	0.01 U	0.01 U	0.01 U
Cobalt	*	mg/L	--	--	--	--	--	--	--	--	--	--	--	--	--	--	--	--	--	--	--	--	--	--	--	0.007 U	0.01 U	0.01 U	0.01 U	0.01 UJ	**0.0019 B**	**0.0028 B**	**0.003 B**	**0.0035 B**	**0.0027 B**	**0.0032 J**
Copper	1.3	mg/L	< 0.01	< 0.01	< 0.01	< 0.01	< 0.01	< 0.0100	< 0.0100	< 0.0100	< 0.0100	< 0.020	< 0.020	< 0.0019	< 0.0019	< 0.0019	< 0.020	< 0.020	< 0.020	**0.0025 J**	< 0.020	< 0.0100	< 0.010	< 0.010	0.01 U	0.025 U	0.02 U	0.02 U	0.02 U	0.02 U	**0.0022 B**	**0.0015 B**	**0.0016 B**	0.02 U	0.02 U	0.02 U
Cyanide	0.2	mg/L	< 0.01	< 0.01	< 0.01	< 0.01	< 0.01	< 0.010	< 0.010	< 0.010	< 0.010	< 0.010	< 0.010	< 0.0050	**0.015**	< 0.0050	< 0.010	< 0.010	< 0.010	< 0.010	< 0.010	< 0.010	< 0.010	< 0.010	0.01 U	0.01 U	0.01 U	0.01 U	0.01 U	0.015 U	0.01 U	0.01 U	0.01 U	0.01 U	0.01 U	0.01 U
Lead	0.015	mg/L	< 0.01	< 0.01	< 0.01	< 0.01	< 0.01	< 0.0100	< 0.0100	< 0.0100	< 0.0100	< 0.010	< 0.010	< 0.0040	< 0.0040	< 0.0040	< 0.010	< 0.010	< 0.010	**0.0030 J**	**0.0031 J**	< 0.0100	< 0.010	< 0.010	0.01 U	0.003 U	0.005 U	0.005 U	0.005 U	0.005 UJ	0.005 U	0.005 U	0.005 U	0.005 U	0.005 U	0.0026 U
Magnesium	*	mg/L	--	--	--	--	--	--	--	--	--	--	--	--	--	--	--	--	--	--	--	--	--	--	--	**9.31**	**9.3**	**8.6**	**9.2**	**5.2**	**8.9**	**9**	**9.7**	**9.1**	**9.2**	**8.9**
Mercury	0.002	mg/L	< 0.0002	< 0.0002	< 0.0002	< 0.0002	< 0.0002	< 0.00020	< 0.00020	< 0.00020	< 0.00020	< 0.00020	< 0.00020	< 0.000091	< 0.000091	< 0.000091	< 0.00020	< 0.00020	< 0.00020	< 0.00020	0.000084	< 0.00020	< 0.0002	< 0.0002	0.0002 U	0.0002 U	0.0002 U	0.0002 U	0.0002 U	0.0002 U	**0.00011 B**	0.0002 U	0.0002 U	0.0002 U	0.0002 U	0.00020 U
Nickel	0.1	mg/L	< 0.02	< 0.02	< 0.02	< 0.02	< 0.02	< 0.0200	< 0.0200	< 0.0200	< 0.0200	< 0.040	< 0.040	**0.0036 J**	**0.0028 J**	< 0.0023	< 0.040	< 0.040	< 0.040	**0.0025 J**	< 0.040	< 0.0200	< 0.02	< 0.02	0.02 U	0.04 U	0.04 U	0.04 U	0.04 U	0.04 UJ	0.04 U	0.04 U	0.04 U	0.04 U	0.04 U	0.04 U
Potassium	*	mg/L	--	--	--	--	--	--	--	--	--	--	--	--	--	--	--	--	--	--	--	--	--	--	--	5 U	**2.99**	**3.3**	**4.2**	**33**	**5**	**3.6**	**2.6**	**2.6**	**2.6**	**2.9**
Selenium	0.05	mg/L	< 0.02	< 0.02	< 0.02	< 0.02	< 0.02	< 0.0200	< 0.0200	< 0.0200	< 0.0200	< 0.020	< 0.020	< 0.0064	< 0.0064	< 0.0064	< 0.020	< 0.020	< 0.020	< 0.010	< 0.010	< 0.0200	< 0.02	< 0.02	0.02 U	0.005 U	0.01 U	0.01 U	0.01 U	0.01 U	0.01 U	0.01 U	0.01 U	0.01 U	0.01 U	0.01 U
Sodium	*	mg/L	--	--	--	--	--	--	--	--	--	--	--	--	--	--	--	--	--	--	--	--	--	--	--	**12.8**	**14.4**	**13**	**13**	**5.5**	**13**	**13**	**14**	**13**	**13**	**13**
Thallium	0.002	mg/L	< 0.002	< 0.002	< 0.002	< 0.002	< 0.02	< 0.0200	< 0.0200	< 0.0200	< 0.0200	< 0.0010	< 0.0010	< 0.00025	< 0.00025	**0.00037 J**	< 0.0010	< 0.0010	< 0.0010	< 0.0010	< 0.0010	< 1.00	< 1.00	< 1	0.001 U	0.001 U	0.001 U	0.001 U	0.001 U	0.002 U	0.002 UWN	0.002 UWN	0.002 U	0.002 UW	0.002 U	0.002 U
Vanadium (fume or dust)	0.2	mg/L	< 0.01	< 0.01	< 0.01	< 0.01	< 0.01	< 0.0100	< 0.0100	< 0.0100	< 0.0100	< 0.010	< 0.010	**0.0061 J**	< 0.0024	< 0.0024	< 0.010	< 0.010	< 0.010	< 0.010	< 0.010	< 0.0100	< 0.010	< 0.010	0.01 U	0.007 U	0.01 U	0.01 U	0.01 U	0.01 UJ	0.01 U	0.01 U	0.01 U	0.01 U	0.01 U	0.01 U
Zinc	2	mg/L	**0.0448**	< 0.02	< 0.02	**0.023**	**0.0323**	< 0.0200	< 0.0200	**0.110**	< 0.0200	<0.020	**0.064**	**0.018 J**	**0.022**	< 0.0087	<0.020	<0.020	**0.032**	**0.013 J**	< 0.020	< 0.0200	< 0.02	< 0.02	0.02 U	0.02 U	0.02 U	0.02 U	**0.066**	**1.2**	**0.032**	**0.025**	0.02 U	0.02 U	**0.015 B**	**0.052**

Notes:
* - Not a HSRA regulated compound
ISCO - *in-situ* chemical oxidatior

Data Qualifier Defintions:
-- - Not analyzed
B (Inorganics) - Estimated analyte concentration
D - Analyte concentration reported from secondary dilution
DB - Analyte concentration reported from secondary dilution; analyte detected in method blank
H - Holding time exceeded for sample
J - Estimated analyte concentration
JB (Organic) - Estimated analyte concentration; analyte detected in method blank
Bold = Exceeds the laboratory detection limi
Bold and shaded - Analyte concentration exceeds the Type 1 RRS
JM (Organic) - Estimated analyte concentration; spike sample recovery outside control limits
M (Organic) - Spike sample recovery outside control limits
N - Spike sample recovery outside of control limits
R - Sample data results rejected due to deficiencies in the ability to meet quality control standards
RRS - Risk Reduction Standard
< - Analyte not detected at referenced detection limit
UJ - Analyte not detected; low method bias and/or matrix interference
UN - Analyte not detected; spiked sample recovery outside of control limits
UR - Analyte not detected; data rejected
UWN - Analyte not detected; post digestion spike and spike sample recovery outside control limits

Appendix E-1
Summary of Historical Groundwater Sampling Data - Alluvium, Galliard, and Saprolite Monitoring Wells
January 2001 through July 2017
Atlanta Gas Light Company
Former Manufactured Gas Plant Site
Augusta, Georgia

Chemical Name	Type 1 Risk Reduction Standard	Location ID	MW-303																																		
		Sample Date	7/25/2017	1/24/2017	7/26/2016	1/19/2016	7/28/2015	1/13/2015	7/15/2014	1/8/2014	7/9/2013	1/7/2013	7/23/2012	1/17/2012	7/5/2011	1/17/2011	7/15/2010	1/5/2010	7/22/2009	1/14/2009	7/17/2008	1/9/2008	7/11/2007	2/15/2007	7/12/2006	2/8/2006	1/11/2006	7/22/2005	1/20/2005	7/14/2004	1/20/2004	7/17/2003	1/15/2003	7/10/2002	1/22/2002	7/10/2001	1/18/2001
		Unit	Post-ISCO																									Pre-ISCO									
Field Parameters																																					
Conductivity	*	mS/cm	0.457	0.518	0.533	0.52	471	0.545	0.553	0.563	0.671	0.680	0.767	0.649	0.687	2.16	0.668	0.632	0.713	0.76	0.842	0.799	0.805	0.874	0.846	--	--	--	--	--	--	--	--	--	--	--	--	--
Dissolved Oxygen (YSI)	*	mg/L	0.17	0.14	0.06	0.13	0.34	0.57	0.24	0.20	0.14	0.58	0.57	3.50	1.16	5.96	0.43	0.36	0.19	5.45	0.39	7.99	0.42	0.26	0.15	--	--	--	--	--	--	--	--	--	--	--	--	--
Oxidation Reduction Potential	*	mV	3.7	-14.6	10.9	-5.2	5.4	-4.2	-26.9	-12.3	43.5	13.6	46.6	138.0	36.7	-13.1	-132.5	21	68.6	84.8	66.7	103.7	118.9	86.3	124.6	--	--	--	--	--	--	--	--	--	--	--	--	--
pH	*	SU	5.89	6.04	5.83	6.38	6.25	5.69	6.04	5.97	5.96	5.99	5.11	5.80	5.03	0.696	5.88	6.23	5.53	0.84	5.45	5.81	5.57	5.73	5.93	--	--	--	--	--	--	--	--	--	--	--	--	--
Temperature	*	Celsius	23.37	22.96	22.73	22.17	26.9	15.5	23.36	21.66	24.28	22.32	26.96	23.35	24.18	19.83	25.41	17.36	25.16	21.65	26.29	22.84	23.60	21.37	24.43	--	--	--	--	--	--	--	--	--	--	--	--	--
Turbidity	*	NTU	1.55	0.36	2.68	0.99	9.76	1.24	6.03	2.35	1.72	1.78	9.05	6.8	5.42	0.79	8.6	2.81	2.1	1.2	6.26	0.08	0.00	0.82	0.24	--	--	--	--	--	--	--	--	--	--	--	--	--
Monitored Natural Attenuation Parameters																																					
Carbon Dioxide	*	µg/L	--	--	--	--	--	168	207	388	314	240	240	3,400 B	3,400 B	2,700 *	3,500 JB	3,000	3,600 *	3,900	3,800	< 1000	< 1000	--	1,700	--	--	--	--	--	--	--	--	--	--	--	--	--
Iron	*	mg/L	--	--	--	--	--	--	--	--	--	--	--	--	--	--	--	--	--	--	--	--	--	--	0.1 U	--	0.463	0.397	0.67	0.69	0.98	1	1.9	2.5	1.8	1.5	1.1
Iron, as Ferrous (Fe+2)	*	mg/L	--	--	--	--	--	6.83	10	9.78	8.34	8.6 HF	10 HF	2.5 HF	12 HF	13 HF	10 HF	9.6 HF	7.1 HF	9.6 HF	6.6	2.41	0.87	0.1	0.1 U	--	--	--	--	--	--	--	--	--	--	--	--	--
Manganese, Total	*	mg/L	--	--	--	--	--	--	--	--	--	--	--	--	--	--	--	--	--	--	--	--	--	--	0.417	--	0.845	0.792	0.83	0.69	0.59	0.54	0.59	0.69	0.54	0.54	0.43
Manganese, Dissolved	*	mg/L	--	--	--	--	--	--	--	--	--	--	--	--	--	--	--	--	--	--	--	--	--	--	0.368	--	--	--	--	--	--	--	--	--	--	--	--	--
Methane	*	µg/L	--	--	--	--	--	150	170	100	100	21	38	23	53	52	54	25	13	6.7	0.49	10	18	9	0.94	--	--	--	--	--	--	--	--	--	--	--	--	--
Nitrate	*	mg/L	--	--	--	--	--	< 0.25	< 0.25	<0.25	<0.25	< 0.25	< 0.075	0.19 J	< 0.075	< 0.36	<1.1	< 1.1	< 1.1	< 0.050	< 0.50	< 0.25	< 0.25	< 0.25	0.49	--	--	--	--	--	--	--	--	--	--	--	--	--
Nitrogen	*	mg/L	--	--	--	--	--	--	--	--	--	--	--	--	--	--	--	--	--	--	--	--	--	--	14	--	--	--	--	--	--	--	--	--	--	--	--	--
Nitrogen, ammonia (as N)	*	mg/L	--	--	--	--	--	--	--	--	--	--	--	--	--	--	--	--	--	--	--	--	--	--	0.2 U	--	--	--	--	--	--	--	--	--	--	--	--	--
Oxygen	*	mg/L	--	--	--	--	--	7.89 H	7.08 H	8.16 H	6.96 H	5.2	5.6	1.1	1.2	1.3	1.2	1.2	0.84	0.86	0.89	1.8	1.9	1.5	1.6	--	--	--	--	--	--	--	--	--	--	--	--	--
Sulfate	*	mg/L	--	--	--	--	--	< 1.0	77	76	120	140	140	120	150	120	110	150	160	170	210	210	200	210	150	--	--	--	--	--	--	--	--	--	--	--	--	--
Sulfide	*	mg/L	--	--	--	--	--	--	--	--	--	--	--	--	--	--	--	--	--	--	--	--	--	--	2 U	--	--	--	--	--	--	--	--	--	--	--	--	--
Volatile Organic Compounds																																					
Acetone	4,000	µg/L	< 50	< 50	< 50	< 50	< 50	< 50	< 50	< 50	< 50	< 100	< 5.0	< 5.0	< 5.0	< 5.0	< 100	< 100	< 100	< 100	< 100	< 50	< 50	< 50	50 U	10 U	**67**	25 U	25 U	25 U	25 U	25 U	25 U	25 U	25 U	25 U	25 U
Benzene	5	µg/L	< 5.0	< 5.0	< 5.0	< 5.0	< 5.0	< 5.0	< 5.0	< 5.0	< 5.0	< 5.0	< 0.25	< 0.25	< 0.25	< 0.25	< 5.0	**9.0**	< 5.0	< 5.0	< 5.0	< 5.0	< 5	< 5	5 U	--	1.0 U	1.0 U	1.0 U	1.0 U	1.0 U	1.0 U	1.0 U	1.0 U	**3.9**	1.0 U	1.0 U
Carbon Disulfide	4,000	µg/L	< 5.0	< 5.0	< 5.0	< 5.0	< 5.0	< 5.0	< 5.0	< 5.0	< 5.0	< 5.0	< 0.60	< 0.60	< 0.60 *	< 0.60	< 5.0	< 5.0	< 5.0	< 5.0	< 5.0	< 5.0	< 5	< 5	5 U	--	1.0 U	1.0 U	1.0 U	1.0 U	1.0 U	1.0 U	1.0 U	1.0 U	1.0 U	1.0 U	1.0 U
Ethylbenzene	700	µg/L	< 5.0	< 5.0	< 5.0	< 5.0	< 5.0	< 5.0	< 5.0	< 5.0	< 5.0	< 5.0	< 0.11	< 0.11	< 0.11	< 0.11	< 5.0	< 5.0	< 5.0	< 5.0	< 5.0	< 5.0	< 5	< 5	5 U	--	1.0 U	1.0 U	1.0 U	1.0 U	1.0 U	1.0 U	1.0 U	**0.13 J**	**3.5**	1.0 U	1.0 U
Methylene Chloride	5	µg/L	< 5.0	< 5.0	< 5.0	< 5.0	< 5.0	< 5.0	< 5.0	< 5.0	< 5.0	< 5.0	< 1.0	< 1.0	**3.4 J B ***	< 1.0	< 5.0	< 5.0	< 5.0	< 5.0	< 5.0	< 5.0	< 5	< 5	5 U	--	1.0 U	5.0 U	5.0 U	5.0 U	5.0 U	5.0 U	5.0 UJ	**0.34 J**	5.0 U	5.0 U	5.0 U
Toluene	1,000	µg/L	< 5.0	< 5.0	< 5.0	< 5.0	< 5.0	< 5.0	< 5.0	< 5.0	< 5.0	< 5.0	< 0.33	< 0.33	< 0.33	< 0.33	< 5.0	< 5.0	< 5.0	< 5.0	< 5.0	< 5.0	< 5	< 5	5 U	--	1.0 U	1.0 U	1.0 U	1.0 U	1.0 U	1.0 U	1.0 U	**0.41 J**	1.0 U	1.0 U	1.0 U
Trichloroethylene	5	µg/L	< 5.0	< 5.0	< 5.0	< 5.0	< 5.0	< 5.0	< 5.0	< 5.0	< 5.0	< 5.0	< 0.13	< 0.13	< 0.13	< 0.13	< 5.0	< 5.0	< 5.0	< 5.0	< 5.0	< 5.0	< 5	< 5	5 U	--	1.0 U	1.0 U	1.0 U	1.0 U	1.0 U	1.0 U	1.0 U	1.0 U	1.0 U	1.0 U	1.0 U
Xylenes, total	2,000	µg/L	< 5.0	< 5.0	< 5.0	< 5.0	< 5.0	< 5.0	< 5.0	< 5.0	< 5.0	< 5.0	**0.26 J**	< 0.20	< 0.20	< 0.20	< 5.0	< 5.0	< 5.0	< 5.0	< 5.0	< 5.0	< 5	< 5	5 U	--	2.0 U	2.0 U	2.0 U	2.0 U	2.0 U	2.0 U	2.0 U	**0.49 J**	**0.93 J**	2.0 U	2.0 U
Semivolatile Organic Compounds																																					
2-Methylnaphthalene	*	µg/L	--	--	--	--	--	--	--	--	--	--	--	--	--	--	--	--	--	--	--	--	--	--	--	--	0.2 U	0.2 U	0.2 U	0.2 U	0.2 U	10 U	10 U	10 U	10 U	10 U	10 U
Acenaphthene	2,000	µg/L	**0.54**	< 0.5	< 0.5	< 0.5	< 0.5	< 0.50	< 0.50	< 0.50	< 0.50	< 0.20	< 0.11	< 0.095	< 0.12	**0.64**	**1.3**	< 0.94	**0.61**	**0.23**	**0.024 J**	< 10	< 10	< 10	10 U	--	0.2 U	0.2 U	0.2 U	0.2 U	0.2 U	10 U	10 U	**0.33 J**	**30**	10 U	10 U
Acenaphthylene	10	µg/L	< 1.0	< 1.0	< 1.0	< 1.0	< 1.0	< 1.0	< 1.0	< 1.0	< 1.0	< 0.20	< 0.11	< 0.095	**0.21 J**	**0.31**	**0.56**	< 0.94	**0.36**	**0.22**	**0.076 J**	< 10	< 10	< 10	10 U	--	0.2 U	0.2 U	0.2 U	0.2 U	0.2 U	10 U	10 U	10 U	10 U	10 U	10 U
Anthracene	10	µg/L	**0.16**	**0.12**	**0.076**	< 0.05	< 0.05	**0.087**	**0.18**	**0.14**	**0.13**	< 0.20	< 0.11	**0.12 J**	**0.25**	**0.23**	**0.26**	< 0.94	< 0.19	**0.14 J**	**0.095 J**	< 10	< 10	< 10	10 U	--	0.2 U	0.2 U	0.2 U	0.2 U	0.2 U	10 U	10 U	10 U	10 U	10 U	10 U
Benz(a)anthracene	0.1	µg/L	< 0.05	< 0.05	< 0.05	< 0.05	< 0.05	< 0.050	< 0.050	< 0.050	< 0.050	< 0.20	< 0.11	< 0.095	< 0.12	< 0.10	< 0.19	< 0.94	< 0.19	< 0.19	< 0.19	< 0.050	< 0.05	< 0.05	0.05 U	--	0.2 U	0.2 U	0.2 U	0.2 U	0.2 U	10 U	10 U	10 U	10 U	10 U	10 U
Benzo(a)pyrene	0.2	µg/L	< 0.05	< 0.05	< 0.05	< 0.05	< 0.05	< 0.050	< 0.050	< 0.050	< 0.050	< 0.20	< 0.11	< 0.095	< 0.12	< 0.10	< 0.19	< 0.94	< 0.19	< 0.19	< 0.19	< 0.050	< 0.05	< 0.05	0.05 U	--	0.2 U	0.2 U	0.2 U	0.2 U	0.2 U	10 U	10 U	10 U	10 U	10 U	10 U
Benzo(b)fluoranthene	0.2	µg/L	< 0.1	< 0.1	< 0.1	< 0.1	< 0.1	< 0.10	< 0.10	< 0.10	< 0.10	< 0.20	< 0.11	< 0.095	< 0.12	< 0.10	< 0.19	< 0.94	< 0.19	< 0.19	< 0.19	< 0.10	< 0.1	< 0.1	0.1 U	--	0.2 U	0.2 U	0.2 U	0.2 U	0.2 U	10 U	10 U	10 U	10 U	10 U	10 U
Benzo(g,h,i)perylene	10	µg/L	< 0.1	< 0.1	< 0.1	< 0.1	< 0.1	< 0.10	< 0.10	< 0.10	< 0.10	< 0.20	< 0.11	< 0.095	< 0.12	< 0.10	< 0.19	< 0.94	< 0.19	< 0.19	< 0.19	< 10	< 10	< 10	10 U	--	0.2 U	0.2 U	0.2 U	0.2 U	0.2 U	10 U	10 U	10 U	10 U	10 U	10 U
Benzo(k)fluoranthene	10	µg/L	< 0.05	< 0.05	< 0.05	< 0.05	< 0.05	< 0.050	< 0.050	< 0.050	< 0.050	< 0.20	< 0.11	< 0.095	< 0.12	< 0.10	< 0.19	< 0.94	< 0.19	< 0.19	< 0.19	< 10	< 10	< 10	10 U	--	0.2 U	0.2 U	0.2 U	0.2 U	0.2 U	10 U	10 U	10 U	10 U	10 U	10 U
Chrysene	0.2	µg/L	< 0.05	< 0.05	< 0.05	< 0.05	< 0.05	< 0.050	< 0.050	< 0.050	< 0.050	< 0.20	< 0.048	< 0.043	< 0.056	< 0.047	< 0.19	< 0.94	< 0.19	< 0.19	< 0.19	< 0.050	< 0.05	< 0.05	0.05 U	--	0.2 U	0.2 U	0.2 U	0.2 U	0.2 U	10 U	10 U	10 U	10 U	10 U	10 U
Dibenzo(a,h)anthracene	0.3	µg/L	< 0.1	< 0.1	< 0.1	< 0.1	< 0.1	< 0.10	< 0.10	< 0.10	< 0.10	< 0.20	< 0.11	< 0.095	< 0.12	< 0.10	< 0.19	< 0.94	< 0.19	< 0.19	< 0.19	< 0.10	< 0.1	< 0.1	0.1 U	--	0.2 U	0.2 U	0.2 U	0.2 U	0.2 U	10 U	10 U	10 U	10 U	10 U	10 U
Dibenzofuran	1	µg/L	--	--	--	--	--	--	--	--	--	--	--	--	--	--	--	--	--	--	--	--	--	--	--	--	1.0 U	0.2 U	0.2 U	0.2 U	0.2 U	10 U	10 U	10 U	**0.8 J**	10 U	10 U
Fluoranthene	1,000	µg/L	**0.16**	**0.18**	**0.16**	**0.15**	< 0.1	**0.11**	**0.14**	**0.10**	< 0.10	< 0.20	< 0.11	< 0.095	< 0.12	< 0.10	< 0.19	< 0.94	< 0.19	< 0.19	< 0.19	< 10	< 10	< 10	10 U	--	0.2 U	0.2 U	0.2 U	0.2 U	0.2 U	10 U	10 U	10 U	10 U	10 U	10 U
Fluorene	1,000	µg/L	**0.28**	**0.13**	**0.11**	< 0.1	< 0.1	< 0.10	< 0.10	< 0.10	< 0.10	< 0.20	< 0.11	< 0.095	**0.15 J**	**0.36**	**0.44**	< 0.94	< 0.19	**0.11 J**	< 0.19	< 10	< 10	< 10	10 U	--	0.2 U	0.2 U	0.2 U	0.2 U	0.2 U	10 U	10 U	10 U	10 U	10 U	10 U
Indeno(1,2,3-cd)pyrene	0.4	µg/L	< 0.05	< 0.05	< 0.05	< 0.05	< 0.05	< 0.050	< 0.050	< 0.050	< 0.050	< 0.20	< 0.11	< 0.095	< 0.12	< 0.10	< 0.19	< 0.94	< 0.19	< 0.19	< 0.19	< 0.050	< 0.05	< 0.05	0.05 U	--	0.2 U	0.2 U	0.2 U	0.2 U	0.2 U	10 U	10 U	10 U	10 U	10 U	10 U
Naphthalene	20	µg/L	< 0.5	< 0.5	< 0.5	< 0.5	< 0.5	< 500	< 0.50	< 0.50	< 0.50	< 0.20	< 0.11	**0.80**	< 0.12	**0.25**	**2**	**46 B**	**1.2**	**0.63**	**0.049 J**	< 10	< 10	< 10	10 U	--	0.2 U	0.2 U	0.2 U	0.2 U	0.2 U	10 U	10 U	10 U	10 U	10 U	10 U
Phenanthrene	10	µg/L	< 0.05	< 0.05	< 0.05	< 0.05	**0.06**	< 0.50	< 0.050	< 0.050	< 0.050	< 0.20	< 0.11	< 0.095	< 0.12	< 0.10	< 0.19	**1**	< 0.19	**0.088 J**	**0.043 J**	< 10	< 10	< 10	10 U	--	0.2 U	0.2 U	0.2 U	0.2 U	0.2 U	10 U	10 U	10 U	**1.2 J**	10 U	10 U
Pyrene	1,000	µg/L	**0.44**	**0.38**	**0.33**	**0.30**	**0.11**	**0.11**	**0.11**	**0.072**	< 0.050	< 0.20	< 0.11	< 0.095	< 0.12	< 0.10	< 0.19	< 0.94	< 0.19	**0.076 J**	**0.061 J**	< 10	< 10	< 10	10 U	--	0.2 U	0.2 U	0.2 U	0.2 U	0.2 U	10 U	10 U	10 U	10 U	10 U	10 U
Inorganic Compounds																																					
Aluminum (fume or dust)	*	mg/L	--	--	--	--	--	--	--	--	--	--	--	--	--	--	--	--	--	--	--	--	--	--	--	--	**0.209**	0.2 U	0.2 U	0.2 U	0.2 U	0.2 U	0.20 U	0.2 U	0.2 U	0.2 U	**0.04 B**
Antimony	0.01	mg/L	< 0.006	< 0.006	< 0.006	< 0.006	< 0.02	< 0.0200	< 0.0200	< 0.0200	< 0.0200	< 0.020	< 0.0053	< 0.0053	< 0.0053	< 0.0053	< 0.020	< 0.020	< 0.020	< 0.020	< 0.020	< 0.0200	< 0.02	< 0.02	0.02 U	--	0.01 U	0.006 U	0.02 U	0.006 U	0.02 U	0.02 U	0.020 U	0.02 U	0.02 U	0.02 U	0.02 U
Arsenic	0.05	mg/L	< 0.05	< 0.05	< 0.05	< 0.05	< 0.05	< 0.0500	< 0.0500	< 0.0500	< 0.0500	< 0.020	< 0.0046	< 0.0046	< 0.0046	< 0.0046	< 0.020	< 0.020	< 0.020	< 0.010	< 0.010	<0.0500	< 0.05	< 0.05	0.05 U	--	0.01 U	0.01 U	0.01 U	0.01 U	0.01 U	0.01 U	0.010 U	0.01 U	0.01 U	0.01 U	0.01 U
Barium	2	mg/L	**0.083**	**0.0794**	**0.0899**	**0.0866**	**0.0916**	**0.0888**	**0.0945**	**0.0943**	**0.113**	**0.14**	**0.14**	**0.14**	**0.14**	**0.14**	**0.12**	**0.12**	**0.14**	**0.16**	**0.24**	**0.230**	**0.193**	**0.226**	**0.22**	--	0.2 U	**0.178**	**0.25**	**0.24**	**0.22**	**0.22**	**0.25**	**0.24**	**0.23**	**0.24**	**0.23**
Beryllium	0.004	mg/L	< 0.004	< 0.004	< 0.004	< 0.004	< 0.01	< 0.0100	< 0.0100	< 0.0100	< 0.0100	< 0.0040	**0.00041 J**	**0.00025 J**	**0.00056 J**	**0.00053 J**	**0.00044 J**	< 0.0040	< 0.0040	**0.00069 J**	**0.00085 J**	< 0.0100	< 0.010	< 0.010	0.01 U	--	0.005 U	0.004 U	0.004 U	0.004 U	0.004 U	0.004 U	0.0040 U	0.004 U	0.004 U	0.004 U	0.004 U
Cadmium	0.005	mg/L	< 0.005	< 0.005	< 0.005	< 0.005	< 0.005	< 0.0050	< 0.0050	< 0.0050	< 0.0050	< 0.0050	< 0.0020	**0.0051**	< 0.0020	**0.0029 J**	< 0.0050	< 0.0050	< 0.0050	**0.00064 J**	**0.00096 J**	< 0.0050	< 0.005	< 0.005	0.005 U	--	0.002 U	0.005 U	0.005 U	0.005 U	0.005 U	0.005 U	0.0050 U	0.005 U	0.005 U	0.005 U	0.005 U
Calcium metal	*	mg/L	--	--	--	--	--	--	--	--	--	--	--	--	--	--	--	--	--	--	--	--	--	--	--	--	**43.8**	**43.2**	**48**	**46**	**41**	**37**	**40**	**39**	**41**	**41**	**37**
Chromium	0.1	mg/L	< 0.01	< 0.01	< 0.01	< 0.01	< 0.01	< 0.0100	< 0.0100	< 0.0100	< 0.0100	< 0.010	< 0.0012	< 0.0012	< 0.0012	**0.0013 J**	< 0.010	< 0.010	< 0.010	**0.0015 J**	< 0.010	< 0.0100	< 0.010	< 0.010	0.01 U	--	0.005 U	0.01 U	0.01 U	0.01 U	0.01 U	0.01 UJ	0.010 U	0.01 U	0.01 U	0.01 U	0.01 U
Cobalt	*	mg/L	--	--	--	--	--	--	--	--	--	--	--	--	--	--	--	--	--	--	--	--	--	--	--	--	0.007 U	0.01 U	0.01 U	0.01 U	0.01 U	0.01 U	**0.0022 B**	0.01 U	**0.0023 B**	**0.002 B**	**0.0017 B**
Copper	1.3	mg/L	< 0.01	< 0.01	< 0.01	< 0.01	< 0.01	< 0.0100	< 0.0100	< 0.0100	< 0.0100	< 0.020	< 0.0019	**0.0025 J**	< 0.0019	< 0.0019	< 0.020	< 0.020	< 0.020	< 0.020	< 0.020	< 0.0100	< 0.010	< 0.010	0.01 U	--	0.025 U	0.02 U	0.02 U	0.02 U	0.02 U	0.02 U	0.020 U	0.02 U	0.02 U	0.02 U	**0.00091 B**
Cyanide	0.2	mg/L	< 0.01	< 0.01	< 0.01	< 0.01	< 0.01	< 0.010	< 0.010	< 0.010	< 0.010	< 0.010	< 0.0050	< 0.0050	**0.017**	< 0.0050	< 0.010	**0.013**	< 0.010	< 0.010	< 0.010	< 0.010	< 0.010	< 0.010	0.01 U	--	0.01 U	0.01 U	0.01 U	0.01 U	0.01 U	0.015 U	0.010 UJ	0.01 U	0.01 U	0.01 U	0.01 U
Lead	0.015	mg/L	< 0.01	< 0.01	< 0.01	< 0.01	< 0.01	< 0.0100	< 0.0100	< 0.0100	< 0.0100	< 0.010	< 0.0040	< 0.0040	< 0.0040	< 0.0040	< 0.010	< 0.010	< 0.010	< 0.0050	< 0.0050	< 0.0100	< 0.010	< 0.010	0.01 U	--	0.003 U	0.005 U	0.005 U	0.005 U	0.005 U	0.005 U	0.0050 U	0.005 U	0.005 U	0.005 U	0.005 U
Magnesium	*	mg/L	--	--	--	--	--	--	--	--	--	--	--	--	--	--	--	--	--	--	--	--	--	--	--	--	**40.7**	**39.6**	**45**	**43**	**39**	**37**	**37**	**34**	**38**	**39**	**35**
Mercury	0.002	mg/L	< 0.0002	< 0.0002	< 0.0002	< 0.0002	< 0.0002	< 0.00020	< 0.00020	< 0.00020	< 0.00020	< 0.00020	< 0.000091	< 0.000091	< 0.000091	< 0.000091	< 0.00020	< 0.00020	< 0.00020	< 0.00020	< 0.00020	< 0.00020	< 0.0002	< 0.0002	0.0002 U	--	0.0002 U	0.0002 U	0.0002 U	0.0002 U	0.0002 U	0.0002 U	0.00020 U	0.0002 U	0.0002 U	0.00020 U	0.00020 U
Nickel	0.1	mg/L	< 0.02	< 0.02	< 0.02	< 0.02	< 0.02	< 0.0200	< 0.0200	< 0.0200	< 0.0200	< 0.040	**0.0073 J**	**0.0065 J**	**0.0064 J**	**0.0060 J**	**0.0046 J**	< 0.040	< 0.040	**0.0070 J**	**0.0079 J**	< 0.0200	**0.0291**	< 0.02	0.02 U	--	0.04 U	0.04 U	0.04 U	0.04 U	0.04 U	0.04 U	0.040 U	0.04 U	0.04 U	**0.0052 B**	0.04 U
Potassium	*	mg/L	--	--	--	--	--	< 0.0100	--	--	--	--	--	--	--	--	--	--	--	--	--	--	--	--	--	--	5 U	1 U	**1.4**	**1.3**	**1.3**	**1.4**	**1.4**	**1.5**	**1.9**	**1.3**	**4.2**
Selenium	0.05	mg/L	< 0.02	< 0.02	< 0.02	< 0.02	< 0.02	< 0.0200	< 0.0200	< 0.0200	< 0.0200	< 0.020	< 0.0064	< 0.0064	< 0.0064	< 0.0064	< 0.020	< 0.020	< 0.020	< 0.010	< 0.010	< 0.0200	< 0.02	< 0.02	0.02 U	--	0.005 U	0.01 U	0.01 U	0.01 U	0.01 U	**0.02**	0.010 U	0.01 U	0.01 U	0.01 U	0.01 U
Sodium	*	mg/L	--	--	--	--	--	--	--	--	--	--	--	--	--	--	--	--	--	--	--	--	--	--	--	--	**56.1**	**66.6**	**75**	**61**	**49**	**51**	**51**	**42**	**42**	**50**	**49**
Thallium	0.002	mg/L	< 0.002	< 0.002	< 0.002	< 0.002	< 0.02	< 0.0200	< 0.0200	< 0.0200	< 0.0200	< 0.0010	< 0.00025	< 0.00025	< 0.00025	**0.00029 J**	< 0.0010	< 0.0010	< 0.0010	< 0.0010	< 0.0010	< 1.00	< 1.00	< 1	0.001 U	--	0.001 U	0.001 U	0.002 U	0.001 U	0.001 U	0.002 U	0.0020 UJ	0.002 UWN	0.002 U	0.002 U	0.002 U
Vanadium (fume or dust)	0.2	mg/L	< 0.01	< 0.01	< 0.01	< 0.01	< 0.01	< 0.0100	< 0.0100	< 0.0100	< 0.0100	< 0.010	< 0.0024	< 0.0024	< 0.0024	< 0.0024	< 0.010	< 0.010	< 0.010	**0.0021 J**	**0.0032 J**	< 0.0100	< 0.010	**0.0779**	**0.109**	--	0.007 U	0.01 U	0.01 U	0.01 U	0.01 U	0.01 U	0.010 U	0.01 U	0.01 U	0.01 U	0.01 U
Zinc	2	mg/L	< 0.02	< 0.02	< 0.02	< 0.02	< 0.02	< 0.0200	< 0.0200	< 0.0200	< 0.0200	<0.020	**0.0088 J**	**0.061**	< 0.0087	**0.022**	<0.020	<0.020	**0.026**	**0.032**	**0.038**	**0.0238**	< 0.02	< 0.02	0.02 U	--	0.02 U	0.02 U	0.02 U	0.02 U	0.02 U	**0.02**	**0.0071 B**	**0.0066 B**	**0.012 B**	0.02 U	**0.032**

Notes:
* - Not a HSRA regulated compound
ISCO - *in-situ* chemical oxidation

Data Qualifier Defintions:
-- - Not analyzed
B (Inorganics) - Estimated analyte concentration
D - Analyte concentration reported from secondary dilution
DB - Analyte concentration reported from secondary dilution; analyte detected in method blank
H - Holding time exceeded for sample
J - Estimated analyte concentration
JB (Organic) - Estimated analyte concentration; analyte detected in method blank
Bold = Exceeds the laboratory detection limit
Bold and shaded - Analyte concentration exceeds the Type 1 RRS
JM (Organic) - Estimated analyte concentration; spike sample recovery outside control limits
M (Organic) - Spike sample recovery outside control limits
N - Spike sample recovery outside of control limits
R - Sample data results rejected due to deficiencies in the ability to meet quality control standards
RRS - Risk Reduction Standard
< - Analyte not detected at referenced detection limit
UJ - Analyte not detected; low method bias and/or matrix interference
UN - Analyte not detected; spiked sample recovery outside of control limits
UR - Analyte not detected; data rejected
UWN - Analyte not detected; post digestion spike and spike sample recovery outside control limits

Appendix E-1
Summary of Historical Groundwater Sampling Data - Alluvium, Galliard, and Saprolite Monitoring Wells
January 2001 through July 2017
Atlanta Gas Light Company
Former Manufactured Gas Plant Site
Augusta, Georgia

Location ID: MW-304 (Post-ISCO, 7/25/2017 – 1/9/2008)

Chemical Name	Type 1 Risk Reduction Standard	Unit	7/25/2017	1/24/2017	7/26/2016	1/19/2016	7/30/2015	1/15/2015	7/15/2014	1/8/2014	7/11/2013	1/8/2013	7/25/2012	1/18/2012	7/5/2011	1/18/2011	7/14/2010	1/6/2010	7/23/2009	1/20/2009	7/15/2008	1/9/2008
Field Parameters																						
Conductivity	*	mS/cm	0.329	0.476	0.501	0.43	590	0.448	0.576	0.461	0.561	0.417	0.470	0.470	0.530	0.466	0.533	0.451	0.581	0.366	0.494	0.619
Dissolved Oxygen (YSI)	*	mg/L	0.15	0.27	0.1	0.36	0.32	0.32	0.18	1.08	0.32	0.66	0.45	0.45	0.16	1.22	0.62	10.14	0.27	0.56	0.6	0.29
Oxidation Reduction Potential	*	mV	77.5	-36.3	-17.2	-37.1	240.9	-47.1	-54.7	-44.1	-31.4	6.9	-56.1	-56.1	-32.3	-42.6	-106.7	-36.4	-1.2	-8	-89.7	-46.9
pH	*	SU	6.21	6.17	6.25	6.05	6.03	6.04	6.1	6.30	6.02	6.35	6.11	6.11	6.11	6.36	6.15	7.06	6.04	5.96	5.86	5.96
Temperature	*	Celsius	19.67	18.23	18.79	17.11	26	14.6	24.25	16.89	20.51	16.64	16.26	16.26	25.14	16.43	21.47	12.77	20.34	15.39	14.44	18.28
Turbidity	*	NTU	3.27	2.13	4.63	4.83	8.18	0.94	0.69	8.31	0.95	2.09	9.93	9.93	1.74	9.19	9.1	8.09	4.8	3	1.42	0.00
Monitored Natural Attenuation Parameters																						
Carbon Dioxide	*	µg/L	--	--	--	--	--	305	202	560	352	120	240	3,100 B	2,800 B	2,800	2,500 JB	1,500	2,600	1,400	2,700	< 1000
Iron	*	mg/L	--	--	--	--	--	--	--	--	--	--	--	--	--	--	--	--	--	--	--	--
Iron, as Ferrous (Fe+2)	*	mg/L	--	--	--	--	--	32.7	32.7	41.9	42.8 H	40 HF	37 HF	16 HF	25 HF	38 HF		32 HF	32 HF	2.2 HF	36	43.5
Manganese, Total	*	mg/L	--	--	--	--	--	--	--	--	--	--	--	--	--	--	--	--	--	--	--	--
Manganese, Dissolved	*	mg/L	--	--	--	--	--	--	--	--	--	--	--	--	--	--	--	--	--	--	--	--
Methane	*	µg/L	--	--	--	--	--	6,700	3700	7,400	6,400	1,900	6,000	5,800	3,100	--	5,000	1,100	6,200	1,800	3,300	6,800
Nitrate	*	mg/L	--	--	--	--	--		< 0.25	<0.25	<0.25	< 0.25	< 0.25	< 0.075	< 0.075	< 0.36	< 1.1	< 1.1	< 1.1	0.048 J	< 0.50	< 0.25
Nitrogen	*	mg/L	--	--	--	--	--	--	--	--	--	--	--	--	--	--	--	--	--	--	--	--
Nitrogen, ammonia (as N)	*	mg/L	--	--	--	--	--	--	--	--	--	--	--	--	--	--	--	--	--	--	--	--
Oxygen	*	mg/L	--	--	--	--	--	7.48 H	5.52 H	6.33 H	5.28 H	5.2	3.5	1.1	1.4	1.2	1.3	1.4	0.87	1.2	0.85	1.7
Sulfate	*	mg/L	--	--	--	--	--		< 1.0	<1.0	<1.0	< 5.0	< 5.0	< 2.6	< 2.6	< 2.6	< 5.0	< 5.0	< 5.0	< 5.0	< 5.0	< 1.0
Sulfide	*	mg/L	--	--	--	--	--	--	--	--	--	--	--	--	--	--	--	--	--	--		--
Volatile Organic Compounds																						
Acetone	4,000	µg/L	< 50	< 50	< 50	< 50	< 50	< 50	< 50	< 50	< 50	< 100	< 100	< 5.0	< 25	< 25	**45 J**	< 500	< 100	< 100	< 100	< 50
Benzene	5	µg/L	**770**	**290**	**160**	**45**	**22**	**27**	**91**	**27**	**76**	**10**	**43**	**140**	**620**	**410**	**480**	**800**	**340**	**31**	**160**	**130**
Carbon Disulfide	4,000	µg/L	< 5.0	< 5.0	< 5.0	< 5.0	< 5.0	< 5.0	< 5.0	< 5.0	< 5.0	< 5.0	< 5.0	< 0.60	< 3.0	< 3.0	< 25	< 25	< 5.0	< 5.0	< 5.0	< 5.0
Ethylbenzene	700	µg/L	< 5.0	< 5.0	< 5.0	< 5.0	< 5.0	< 250	< 5.0	**12**	**28**	<5.0	**36**	**0.97 J**	**2.5 J**	< 0.55	**1.3 J**	< 25	< 5.0	**1.7 J**	**1.8 J**	< 5.0
Methylene Chloride	5	µg/L	< 5.0	< 5.0	< 5.0	< 5.0	< 5.0	< 5.0	< 5.0	< 5.0	< 5.0	< 5.0	< 5.0	< 1.0	< 5.0	< 5.0	< 25	< 25	< 5.0	< 5.0	< 5.0	< 5.0
Toluene	1,000	µg/L	< 5.0	< 5.0	< 5.0	< 5.0	< 5.0	< 5.0	< 5.0	< 5.0	< 5.0	< 5.0	< 5.0	< 0.33	< 1.7	< 1.6	< 25	< 25	< 5.0	< 5.0	< 5.0	< 5.0
Trichloroethylene	5	µg/L	< 5.0	< 5.0	< 5.0	< 5.0	< 5.0	< 5.0	< 5.0	< 5.0	< 5.0	< 5.0	< 5.0	< 0.13	< 0.65	< 0.65	< 25	< 25	< 5.0	< 5.0	< 5.0	< 5.0
Xylenes, total	2,000	µg/L	**16**	**9.7**	**8.1**	< 5.0	**7.9**	**9.6**	< 5.0	**26**	**29**	<5.0	**43**	**14**	**10 J**	**9.5 J**	**15 J**	**34**	**8.8**	**5.8**	**17**	**19**
Semivolatile Organic Compounds																						
2-Methylnaphthalene	*	µg/L	--	--	--	--	--	--	--	--	--	--	--	--	--	--	--	--	--	--	--	--
Acenaphthene	2,000	µg/L	**15**	**32**	**33**	**28**	**27**	**31**	**34**	**32**	**53**	**31**	**58**	**71**	**4.2**	**28**	**25**	**48**	**29**	**23**	**18**	**44**
Acenaphthylene	10	µg/L	< 1.0	< 1.0	< 1.0	< 1.0	< 1.0	< 1.0	< 1.0	< 1.0	< 1.0	<20	< 4.3	< 0.11	< 0.10	**0.21**	**0.16 J**	< 4.0	< 0.39	**0.27**	**0.28**	< 10
Anthracene	10	µg/L	**0.16**	**0.48**	**0.58**	**0.37**	**0.56**	**0.54**	**0.46**	**0.93**	**1.1**	<20	< 4.3	**0.50**	< 0.10	**0.27**	**0.24**	< 4.0	**0.47**	**0.33**	**0.51**	< 10
Benz(a)anthracene	0.1	µg/L	< 0.05	< 0.05	< 0.05	< 0.05	< 0.05	< 0.050	< 0.050	< 0.050	< 0.050	<20	< 4.3	< 0.11	< 0.10	< 0.10	< 0.19	< 4.0	< 0.39	< 0.19	< 0.19	< 0.050
Benzo(a)pyrene	0.2	µg/L	< 0.05	< 0.05	< 0.05	< 0.05	< 0.05	< 0.050	< 0.050	< 0.050	< 0.050	<20	< 4.3	< 0.11	< 0.10	< 0.10	< 0.19	< 4.0	< 0.39	< 0.19	< 0.19	< 0.050
Benzo(b)fluoranthene	0.2	µg/L	< 0.1	< 0.1	< 0.1	< 0.1	< 0.1	< 0.10	< 0.10	< 0.10	< 0.10	<20	< 4.3	< 0.11	< 0.10	< 0.10	< 0.19	< 4.0	< 0.39	< 0.19	< 0.19	< 0.10
Benzo(g,h,i)perylene	10	µg/L	< 0.1	< 0.1	< 0.1	< 0.1	< 0.1	< 0.10	< 0.10	< 0.10	< 0.10	<20	< 4.3	< 0.11	< 0.10	< 0.10	< 0.19	< 4.0	< 0.39	< 0.19	< 0.19	< 10
Benzo(k)fluoranthene	10	µg/L	< 0.05	< 0.05	< 0.05	< 0.05	< 0.05	< 0.050	< 0.050	< 0.050	< 0.050	<20	< 4.3	< 0.11	< 0.10	< 0.10	< 0.19	< 4.0	< 0.39	< 0.19	< 0.19	< 10
Chrysene	0.2	µg/L	< 0.05	< 0.05	< 0.05	< 0.05	< 0.05	< 0.050	< 0.050	< 0.050	< 0.050	<20	< 4.3	< 0.048	< 0.046	< 0.045	< 0.19	< 4.0	< 0.39	< 0.19	< 0.19	< 0.050
Dibenzo(a,h)anthracene	0.3	µg/L	< 0.1	< 0.1	< 0.1	< 0.1	< 0.1	< 0.10	< 0.10	< 0.10	< 0.10	<20	< 4.3	< 0.11	< 0.10	< 0.10	< 0.19	< 4.0	< 0.39	< 0.19	< 0.19	< 0.10
Dibenzofuran	1	µg/L	--	--	--	--	--	--	--	--	--	--	--	--	--	--	--	--	--	--	--	--
Fluoranthene	1,000	µg/L	**0.19**	**0.51**	**0.57**	**0.44**	**0.38**	**0.40**	**0.43**	**0.54**	**0.62**	<20	< 4.3	**0.39**	< 0.10	**0.20**	**0.21**	< 4.0	< 0.39	**0.24**	**0.29**	< 10
Fluorene	1,000	µg/L	**1.8**	**4.0**	**4.9**	**3.6**	**4**	**4.4**	**3.5**	**5.8**	**6.6**	<20	**8.4**	**5.0**	**0.50**	**3.0**	**2.3**	**6.4**	**2.6**	**2.7**	**3.9**	< 10
Indeno(1,2,3-cd)pyrene	0.4	µg/L	< 0.05	< 0.05	< 0.05	< 0.05	< 0.05	**0.064**	< 0.050	< 0.050	< 0.050	<20	< 4.3	< 0.11	< 0.10	< 0.10	< 0.19	< 4.0	< 0.39	< 0.19	< 0.19	< 0.050
Naphthalene	20	µg/L	**150**	**21**	**11**	**3.6**	**18**	**27**	**12**	**65**	**280**	**300**	**430**	**98**	**20**	**50**	**110**	**190**	**21**	**17**	**76**	**110**
Phenanthrene	10	µg/L	**0.95**	**2.3**	**3.1**	**2.2**	**2.9**	**3.2**	**2.1**	**5**	**5.7**	<20	**7.2**	**3.0**	**0.18 J**	**1.5**	**1.2**	**5.5**	**1.6**	**1.7**	**2.4**	< 10
Pyrene	1,000	µg/L	**0.24**	**0.61**	**0.65**	**0.51**	**0.39**	**0.42**	0.45	**0.52**	**0.54**	<20	< 4.3	**0.40**	< 0.10	**0.28**	**0.25**	< 4.0	< 0.39	**0.24**	**0.37**	< 10
Inorganic Compounds																						
Aluminum (fume or dust)	*	mg/L	--	--	--	--	--	--	--	--	--	--	--	--	--	--	--	--	--	--	--	--
Antimony	0.01	mg/L	< 0.006	< 0.006	< 0.006	< 0.006	< 0.02	< 0.0200	< 0.0200	< 0.0200	< 0.0200	< 0.020	< 0.020	< 0.0053	< 0.0053	< 0.0053	< 0.020	< 0.020	< 0.020	< 0.020	< 0.020	< 0.0200
Arsenic	0.05	mg/L	< 0.05	< 0.05	< 0.05	< 0.05	< 0.05	< 0.0500	< 0.0500	< 0.0500	< 0.0500	< 0.020	< 0.020	< 0.0046	< 0.0046	< 0.0046	< 0.020	< 0.020	< 0.020	< 0.010	< 0.010	<0.0500
Barium	2	mg/L	**0.362**	**0.354**	**0.4**	**0.402**	**0.384**	**0.324**	**0.367**	**0.395**	**0.407**	**0.37**	**0.38**	**0.38**	**0.35**	**0.34**	**0.38**	**0.34**	**0.36**	**0.32**	**0.35**	**0.346**
Beryllium	0.004	mg/L	< 0.004	< 0.004	< 0.004	< 0.004	< 0.01	< 0.0100	< 0.0100	< 0.0100	< 0.0100	< 0.0040	< 0.0040	< 0.00020	< 0.00020	< 0.00020	< 0.0040	< 0.0040	< 0.0040	< 0.0040	< 0.0040	< 0.0100
Cadmium	0.005	mg/L	< 0.005	< 0.005	< 0.005	< 0.005	< 0.005	< 0.0050	< 0.0050	< 0.0050	< 0.0050	< 0.0050	< 0.0050	< 0.0020	< 0.0020	< 0.0020	< 0.0050	< 0.0050	< 0.0050	< 0.0050	< 0.0050	< 0.0050
Calcium metal	*	mg/L	--	--	--	--	--	--	--	--	--	--	--	--	--	--	--	--	--	--	--	--
Chromium	0.1	mg/L	< 0.01	< 0.01	< 0.01	< 0.01	< 0.01	< 0.0100	< 0.0100	< 0.0100	< 0.0100	< 0.010	< 0.010	< 0.0012	< 0.0012	< 0.0012	**0.0026 J**	< 0.010	< 0.010	< 0.010	< 0.010	< 0.0100
Cobalt	*	mg/L	--	--	--	--	--	--	--	--	--	--	--	--	--	--	--	--	--	--	--	--
Copper	1.3	mg/L	< 0.01	< 0.01	< 0.01	< 0.01	< 0.01	< 0.0100	< 0.0100	< 0.0100	< 0.0100	< 0.020	< 0.020	< 0.0019	< 0.0019	**0.0067 J**	**0.0036 J**	< 0.020	< 0.020	< 0.020	< 0.020	< 0.0100
Cyanide	0.2	mg/L	< 0.01	< 0.01	< 0.01	< 0.01	< 0.01	**0.009 J**	< 0.010	< 0.010	< 0.010	< 0.010	< 0.010	< 0.0050	**0.013**	< 0.0050	< 0.010	< 0.010	< 0.010	< 0.010	< 0.010	< 0.010
Lead	0.015	mg/L	< 0.01	< 0.01	< 0.01	< 0.01	< 0.01	< 0.0100	< 0.0100	< 0.0100	< 0.0100	< 0.010	< 0.010	< 0.0040	< 0.0040	< 0.0040	< 0.010	< 0.010	< 0.010	< 0.0050	< 0.0050	< 0.0100
Magnesium	*	mg/L	--	--	--	--	--	--	--	--	--	--	--	--	--	--	--	--	--	--	--	--
Mercury	0.002	mg/L	< 0.0002	< 0.0002	< 0.0002	< 0.0002	< 0.0002	< 0.00020	< 0.00020	< 0.00020	< 0.00020	< 0.00020	< 0.00020	< 0.000091	< 0.000091	< 0.000091	< 0.00020	< 0.00020	< 0.00020	< 0.00020	< 0.00020	< 0.00020
Nickel	0.1	mg/L	< 0.02	< 0.02	< 0.02	< 0.02	< 0.02	< 0.0200	< 0.0200	< 0.0200	< 0.0200	< 0.040	< 0.040	< 0.0023	**0.0025 J**	< 0.0023	< 0.040	< 0.040	< 0.040	< 0.040	< 0.040	< 0.0200
Potassium	*	mg/L	--	--	--	--	--	--	--	--	--	--	--	--	--	--	--	--	--	--	--	--
Selenium	0.05	mg/L	< 0.02	< 0.02	< 0.02	< 0.02	< 0.02	< 0.0200	< 0.0200	< 0.0200	< 0.0200	< 0.020	< 0.020	< 0.0064	< 0.0064	< 0.0064	< 0.020	< 0.020	< 0.020	< 0.010	< 0.010	< 0.0200
Sodium	*	mg/L	--	--	--	--	--	--	--	--	--	--	--	--	--	--	--	--	--	--	--	--
Thallium	0.002	mg/L	< 0.002	< 0.002	< 0.002	< 0.002	< 0.02	< 0.0200	< 0.0200	< 0.0200	< 0.0200	< 0.0010	< 0.0010	< 0.00025	< 0.00025	< 0.00025	< 0.0010	< 0.0010	< 0.0010	< 0.0010	< 0.0010	< 1.00
Vanadium (fume or dust)	0.2	mg/L	< 0.01	< 0.01	< 0.01	< 0.01	< 0.01	< 0.0100	< 0.0100	< 0.0100	< 0.0100	< 0.010	< 0.010	< 0.0024	< 0.0024	< 0.0024	**0.0041 J**	< 0.010	< 0.010	< 0.010	< 0.010	< 0.0100
Zinc	2	mg/L	< 0.02	< 0.02	< 0.02	< 0.02	**0.0475**	< 0.0200	< 0.0200	< 0.0200	< 0.0200	< 0.020	< 0.020	< 0.0087	< 0.0087	< 0.0087	**0.010 J**	< 0.020	< 0.020	**0.016 J**	< 0.020	< 0.0200

Location ID: MW-304 (continued; Post-ISCO through 1/16/2006, Pre-ISCO from 7/22/2005)

Chemical Name	Type 1 Risk Reduction Standard	Unit	7/12/2007	2/15/2007	02/07 DUP	7/12/2006	07/06 DUP	1/16/2006	7/22/2005	1/21/2005	7/14/2004	7/14/2004	1/24/2004	1/24/2004	7/20/2003	1/20/2003	7/17/2002	4/4/2002	1/22/2002	7/16/2001	1/17/2001
			Post-ISCO						Pre-ISCO												
Field Parameters																					
Conductivity	*	mS/cm	0.547	0.622	0.622	0.474	0.474	--	--	--	--	--	--	--	--	--	--	--	--	--	--
Dissolved Oxygen (YSI)	*	mg/L	0.31	0.14	0.14	0.25	0.25	--	--	--	--	--	--	--	--	--	--	--	--	--	--
Oxidation Reduction Potential	*	mV	-35.8	-28.5	-28.5	-34.3	-34.3	--	--	--	--	--	--	--	--	--	--	--	--	--	--
pH	*	SU	6.05	6.13	6.13	6.02	6.02	--	--	--	--	--	--	--	--	--	--	--	--	--	--
Temperature	*	Celsius	20.01	17.34	17.34	20.11	20.11	--	--	--	--	--	--	--	--	--	--	--	--	--	--
Turbidity	*	NTU	4.5	0.84	0.84	3.39	3.39	--	--	--	--	--	--	--	--	--	--	--	--	--	--
Monitored Natural Attenuation Parameters																					
Carbon Dioxide	*	µg/L	< 1000	--	--	2,700	2,600	--	--	--	--	--	--	--	--	--	--	--	--	--	--
Iron	*	mg/L	--	--	--	40.1	41.1	42.2	41.1	43	42	43	39	42	40	40	43	--	40	40	41
Iron, as Ferrous (Fe+2)	*	mg/L	39.1	43.8	43.5	42.2	42.3	--	--	--	--	--	--	--	--	--	--	--	--	--	--
Manganese, Total	*	mg/L	--	--	7,000	1.67	1.64	1.6	1.4	1.6	1.6	1.6	1.4	1.5	1.4	1.4	1.5	--	1.4	1.4	1.4
Manganese, Dissolved	*	mg/L	--	--	< 0.25	1.41	1.37	--	--	--	--	--	--	--	--	--	--	--	--	--	--
Methane	*	µg/L	7,600	7,200	7,000	5,700	6,900	--	--	--	--	--	--	--	--	--	--	--	--	--	--
Nitrate	*	mg/L	< 0.25	< 0.25	< 0.25	< 0.25	< 0.25	--	--	--	--	--	--	--	--	--	--	--	--	--	--
Nitrogen	*	mg/L	--	--	--	13	12	--	--	--	--	--	--	--	--	--	--	--	--	--	--
Nitrogen, ammonia (as N)	*	mg/L	--	--	--	3.74	3.63	--	--	--	--	--	--	--	--	--	--	--	--	--	--
Oxygen	*	mg/L	0.81	1.7	3.4	1	0.64	--	--	--	--	--	--	--	--	--	--	--	--	--	--
Sulfate	*	mg/L	< 1.0	< 1	< 1	< 1	< 1	--	--	--	--	--	--	--	--	--	--	--	--	--	--
Sulfide	*	mg/L	--	--	--	< 2	< 2	--	--	--	--	--	--	--	--	--	--	--	--	--	--
Volatile Organic Compounds																					
Acetone	4,000	µg/L	< 50	< 50 R	< 50	50 R	50 R	80 U	25 U	25 U	25 U	25 U	25 U	25 U	25 U	25 U	25 U	--	25 U	25 U	25 U
Benzene	5	µg/L	**580**	**470**	**460**	**430**	**440**	**0.2**	**4.6**	**24**	**22**	**26**	**18**	**2**	**1.6**	**25**	1.0 U	**32**	**46**	**34**	**34**
Carbon Disulfide	4,000	µg/L	< 5	< 5	< 5	< 5	< 5	8.0 U	1.0 U	1.0 U	1.0 U	1.0 U	1.0 U	1.0 U	1.0 U	1.0 U	1.0 U	--	1.0 U	1.0 U	1.0 U
Ethylbenzene	700	µg/L	< 5	**8.8**	**7.7**	**5.4**	**10**	**8.0**	**36**	**67**	**76**	**94**	**75**	**79**	**59**	**110**	1.0 U	**120**	**250 D**	**150**	**140**
Methylene Chloride	5	µg/L	< 5	< 5	< 5	< 5	< 5	8.0 U	5.0 U	5.0 U	5.0 U	5.0 U	5.0 U	5.0 U	5.0 U	**0.36 J**	5.0 U	5.0 U	5.0 U	5.0 U	**0.67 JB**
Toluene	1,000	µg/L	< 5	< 5	< 5	< 5	< 5	8.0 U	1.0 U	**12**	1.0 U	**13**	1.0 U	1.0 U	1.0 U	**11**	1.0 U	**26**	**62**	**33**	**36**
Trichloroethylene	5	µg/L	< 5	< 5	< 5	< 5	< 5	8.0 U	1.0 U	1.0 U	1.0 U	1.0 U	1.0 U	1.0 U	1.0 U	1.0 U	1.0 U	1.0 U	1.0 U	**0.23 J**	**0.41 J**
Xylenes, total	2,000	µg/L	**8.4**	**38**	**37**	**12 J**	**21 J**	16 U	**43**	**66**	**50**	**56**	**43**	**43**	**36**	**50 B**	2.0 U	--	**110**	**94**	**83**
Semivolatile Organic Compounds																					
2-Methylnaphthalene	*	µg/L	--	--	--	--	--	**19**	**2.1**	**87**	**73**	**76**	**59**	**65**	**56**	**82**	**74**	--	**100**	**96**	**150**
Acenaphthene	2,000	µg/L	< 10	**47**	**47**	**37**	**44**	**38**	**3.6**	**80**	**75**	**78**	**47**	**50**	**68**	**58**	**52**	**98**	**59**	**70**	**120**
Acenaphthylene	10	µg/L	< 10	< 10	< 10	< 10	< 10	0.2 U	0.2 U	10 U	10 U	10 U	**0.29**	0.2 U	10 U	**0.57 J**	10 U	40 U	50 U	**1.0 J**	**1.8 J**
Anthracene	10	µg/L	< 10	< 10	< 10	< 10	< 10	**0.59**	0.2 U	10 U	10 U	10 U	**1.6**	**16**	10 U	**0.18 J**	**2**	**2.7 J**	50 U	**2.2 J**	**3 J**
Benz(a)anthracene	0.1	µg/L	< 0.05	< 0.05	< 0.05	< 0.05	< 0.05	0.2 U	0.2 U	10 U	10 U	10 U	0.2 U	0.2 U	10 U	10 U	10 U	40 U	50 U	10 U	10 U
Benzo(a)pyrene	0.2	µg/L	< 0.05	< 0.05	< 0.05	< 0.05	< 0.05	0.2 U	0.2 U	10 U	10 U	10 U	0.2 U	0.2 U	10 U	10 U	10 U	40 U	50 U	10 U	10 U
Benzo(b)fluoranthene	0.2	µg/L	< 0.1	< 0.1	< 0.1	< 0.1	< 0.1	0.2 U	0.2 U	10 U	10 U	10 U	0.2 U	0.2 U	10 U	10 U	10 U	40 U	50 U	10 U	10 U
Benzo(g,h,i)perylene	10	µg/L	< 10	< 10	< 10	< 10	< 10	0.2 U	0.2 U	10 U	10 U	10 U	0.2 U	0.2 U	10 U	10 U	10 U	40 U	50 U	**0.95 JB**	10 U
Benzo(k)fluoranthene	10	µg/L	< 10	< 10	< 10	< 10	< 10	0.2 U	0.2 U	10 U	10 U	10 U	0.2 U	0.2 U	10 U	10 U	10 U	40 U	50 U	10 U	10 U
Chrysene	0.2	µg/L	< 0.05	< 0.05	< 0.05	< 0.05	< 0.05	0.2 U	0.2 U	10 U	10 U	10 U	0.2 U	0.2 U	10 U	10 U	10 U	40 U	50 U	10 U	10 U
Dibenzo(a,h)anthracene	0.3	µg/L	< 0.1	< 0.1	< 0.1	< 0.1	< 0.1	0.2 U	0.2 U	10 U	10 U	10 U	0.2 U	0.2 U	10 U	10 U	10 U	40 U	50 U	**0.86 JB**	10 U
Dibenzofuran	1	µg/L	--	--	--	--	--	1.0 U	0.2 U	10 U	10 U	10 U	**1.7**	**2.0**	10 U	**2.1 J**	**21 J**	--	**2.3 J**	**2.6 J**	**4.3 J**
Fluoranthene	1,000	µg/L	< 10	< 10	< 10	< 10	< 10	**0.45**	0.2 U	10 U	10 U	10 U	**0.76**	**0.76**	10 U	**0.84 J**	**0.95 J**	40 U	50 U	**0.78 J**	10 U
Fluorene	1,000	µg/L	< 10	< 10	< 10	< 10	< 10	**4.3**	**0.42**	**13**	**11**	**12**	**11**	**12**	**13**	**11**	**11**	**18 J**	**9.3 J**	**13**	**21**
Indeno(1,2,3-cd)pyrene	0.4	µg/L	< 0.05	< 0.05	< 0.05	< 0.05	< 0.05	0.2 U	0.2 U	10 U	10 U	10 U	0.2 U	0.2 U	10 U	10 U	10 U	40 U	50 U	**0.77 JB**	10 U
Naphthalene	20	µg/L	< 10	**190**	**180**	**160**	**210**	**87**	**35**	**700**	**560**	**580**	**450**	**500**	**400**	**620**	**570 D**	**1,300 D**	**980**	**880 D**	**1,200 D**
Phenanthrene	10	µg/L	< 10	< 10	< 10	< 10	< 10	**3.0**	**0.24**	**10**	**10**	**11**	**9.4**	**9.3**	**11**	**11**	**11**	**16 J**	**11 J**	**12**	**19**
Pyrene	1,000	µg/L	< 10	< 10	< 10	< 10	< 10	**0.51**	0.2 U	10 U	10 U	10 U	**0.76**	**0.83**	10 U	**0.95 J**	**0.81 J**	40 U	50 U	**0.92 J**	**1.2 J**
Inorganic Compounds																					
Aluminum (fume or dust)	*	mg/L	--	--	--	--	--	0.2 U	0.2 U	0.2 U	0.2 U	0.2 U	0.2 U	0.2 U	0.2 U	0.2 U	**0.084 B**	--	0.2 U	**0.1 B**	**0.2 B**
Antimony	0.01	mg/L	< 0.02	< 0.02	< 0.02	< 0.02	< 0.02	0.01 U	0.006 U	0.02 U	0.006 U	0.006 U	0.02 U	0.02 U	0.02 U	0.02 U	0.02 U	--	0.02 U	0.02 U	0.02 U
Arsenic	0.05	mg/L	< 0.05	< 0.05	< 0.05	< 0.05	< 0.05	0.01 U	0.01 U	0.01 U	0.01 U	0.01 U	0.01 U	0.01 U	0.01 U	0.01 U	0.01 U	--	0.01 U	0.01 U	0.01 U
Barium	2	mg/L	**0.348**	**0.372**	**0.363**	**0.382**	**0.39**	**0.382**	**0.354**	**0.38**	**0.4**	**0.4**	**0.36**	**0.38**	**0.33**	**0.39**	**0.4**	--	**0.38**	**0.37**	**0.39**
Beryllium	0.004	mg/L	< 0.010	< 0.010	< 0.010	< 0.010	< 0.010	0.005 U	0.004 U	0.004 U	0.004 U	0.004 U	0.004 U	0.004 U	0.004 U	0.004 U	0.004 U	--	0.004 U	0.004 U	**0.0017 B**
Cadmium	0.005	mg/L	< 0.005	< 0.005	< 0.005	< 0.005	< 0.005	0.002 U	0.005 U	0.005 U	0.005 U	0.005 U	0.005 U	0.005 U	0.005 U	0.005 U	0.005 U	--	0.005 U	0.005 U	0.005 U
Calcium metal	*	mg/L	--	--	--	--	--	**25.4**	**24.1**	**25**	**24**	**25**	**25**	**26**	**24**	**25**	**26**	--	**24**	**24**	**22**
Chromium	0.1	mg/L	< 0.010	< 0.010	< 0.010	< 0.010	< 0.010	0.005 U	0.01 U	0.01 U	0.01 U	0.01 U	0.01 U	0.01 U	0.01 U	0.01 U	0.01 U	--	0.01 U	0.01 U	0.01 U
Cobalt	*	mg/L	--	--	--	--	--	0.007 U	0.01 U	0.01 U	0.01 U	0.01 U	0.01 U	0.01 U	0.01 U	**0.0074 B**	**0.0085 B**	--	**0.0085 B**	**0.0077 B**	**0.0087 B**
Copper	1.3	mg/L	< 0.010	< 0.010	< 0.010	< 0.010	< 0.010	0.025 U	0.02 U	0.02 U	0.02 U	0.02 U	0.02 U	0.02 U	0.02 U	0.02 U	**0.0016 B**	--	0.02 U	0.02 U	0.02 U
Cyanide	0.2	mg/L	< 0.010	< 0.010	< 0.010	< 0.010	< 0.010	0.01 U	0.01 U	0.01 U	0.01 U	0.01 U	0.01 U	0.01 U	0.015 U	0.01 U	0.01 U	--	0.01 U	0.01 U	0.01 U
Lead	0.015	mg/L	< 0.010	< 0.010	< 0.010	< 0.010	< 0.010	0.003 U	0.005 U	0.005 U	0.005 U	0.005 U	0.005 U	0.005 U	0.005 U	0.005 U	0.005 U	--	0.005 U	0.005 U	0.005 U
Magnesium	*	mg/L	--	--	--	--	--	**17.1**	**14.5**	**16**	**15**	**16**	**15**	**16**	**15**	**16**	**16**	--	**16**	**16**	**15**
Mercury	0.002	mg/L	< 0.0002	< 0.0002	< 0.0002	< 0.0002	< 0.0002	0.0002 U	0.0002 U	0.0002 U	0.0002 U	0.0002 U	0.0002 U	0.0002 U	0.0002 U	**0.00012 B**	0.0002 U	--	0.0002 U	0.0002 U	0.00020 U
Nickel	0.1	mg/L	< 0.02	< 0.02	< 0.02	< 0.02	< 0.02	0.04 U	0.04 U	0.04 U	0.04 U	0.04 U	0.04 U	0.04 U	0.04 U	0.04 U	0.04 U	--	0.04 U	0.04 U	0.04 U
Potassium	*	mg/L	--	--	--	--	--	5 U	**3.36**	**3.7**	**3.8**	**3.9**	**3.4**	**3.6**	**4**	**3.7**	**4**	--	**3.8**	**3.6**	**3.9**
Selenium	0.05	mg/L	< 0.02	< 0.02	< 0.02	< 0.02	< 0.02	0.005 U	0.01 U	0.01 U	0.01 U	0.01 U	0.01 U	0.01 U	**0.01**	0.01 U	0.01 U	--	0.01 U	0.01 U	0.01 U
Sodium	*	mg/L	--	--	--	--	--	**37.3**	**36.9**	**34**	**36**	**37**	**36**	**36**	**37**	**39**	**40**	--	**37**	**39**	**41**
Thallium	0.002	mg/L	< 1.00	< 1	< 1	< 1	< 1	0.001 U	0.001 U	0.002 U	0.001 U	0.001 U	0.001 U	0.001 U	0.002 U	0.002 UWN	0.002 UWN	--	0.002 U	0.002 U	0.002 U
Vanadium (fume or dust)	0.2	mg/L	< 0.010	< 0.010	< 0.010	< 0.010	< 0.010	0.007 U	0.01 U	0.01 U	0.01 U	0.01 U	0.01 U	0.01 U	0.01 U	0.01 U	0.01 U	--	0.01 U	0.01 U	**0.0033 B**
Zinc	2	mg/L	< 0.02	< 0.02	< 0.02	< 0.02	< 0.02	0.02 U	0.02 U	0.02 U	0.02 U	0.02 U	0.02 U	0.02 U	**0.03**	0.02 U	0.02 U	--	0.02 U	0.02 U	**0.0059 B**

Notes:
* - Not a HSRA regulated compound
ISCO - *in-situ* chemical oxidation

Data Qualifier Defintions:
-- - Not analyzed
B (Inorganics) - Estimated analyte concentration
D - Analyte concentration reported from secondary dilution
DB - Analyte concentration reported from secondary dilution; analyte detected in method blank
H - Holding time exceeded for sample
J - Estimated analyte concentration
JB (Organic) - Estimated analyte concentration; analyte detected in method blank
Bold = Exceeds the laboratory detection limit
Bold and shaded - Analyte concentration exceeds the Type 1 RRS
JM (Organic) - Estimated analyte concentration; spike sample recovery outside control limits
M (Organic) - Spike sample recovery outside control limits
N - Spike sample recovery outside of control limits
R - Sample data results rejected due to deficiencies in the ability to meet quality control standards
RRS - Risk Reduction Standard
< - Analyte not detected at referenced detection limit
UJ - Analyte not detected; low method bias and/or matrix interference
UN - Analyte not detected; spiked sample recovery outside of control limits
UR - Analyte not detected; data rejected
UWN - Analyte not detected; post digestion spike and spike sample recovery outside control limits
F = MS or MSD exceeds the control limits

Appendix E-1
Summary of Historical Groundwater Sampling Data - Alluvium, Galliard, and Saprolite Monitoring Wells
January 2001 through July 2017
Atlanta Gas Light Company
Former Manufactured Gas Plant Site
Augusta, Georgia

Chemical Name	Type 1 Risk Reduction Standard	Location ID	MW-306S																		
		Sample Date	2/14/2007	2/8/2006	1/12/2006	7/22/2005	07/05 DUP	1/20/2005	01/05 DUP	7/15/2004	07/04 DUP	1/22/2004	1/04 DUP	7/18/2003	7/03 DUP	1/15/2003	1/03 DUP	7/10/2002	1/15/2002	7/11/2001	1/22/2001
		Unit	Post-ISCO			Pre-ISCO															
Field Parameters																					
Conductivity	*	mS/cm	1.065	--	--	--	--	--	--	--	--	--	--	--	--	--	--	--	--	--	--
Dissolved Oxygen (YSI)	*	mg/L	2.24	--	--	--	--	--	--	--	--	--	--	--	--	--	--	--	--	--	--
pH	*	mV	6.53	--	--	--	--	--	--	--	--	--	--	--	--	--	--	--	--	--	--
Oxidation Reduction Potential	*	SU	96.8	--	--	--	--	--	--	--	--	--	--	--	--	--	--	--	--	--	--
Temperature	*	Celsius	18.32	--	--	--	--	--	--	--	--	--	--	--	--	--	--	--	--	--	--
Turbidity	*	NTU	1.29	--	--	--	--	--	--	--	--	--	--	--	--	--	--	--	--	--	--
Monitored Natural Attenuation Parameters																					
Carbon Dioxide	*	µg/L	--	--	--	--	--	--	--	--	--	--	--	--	--	--	--	--	--	--	--
Iron	*	mg/L	--	--	0.143	0.1 U	0.1 U	0.13	0.13	0.063	0.081	0.086	0.054	0.04 U	0.05	0.051	0.062	--	0.54 N	1.9	2.5 N
Iron, as Ferrous (Fe+2)	*	mg/L	--	--	--	--	--	--	--	--	--	--	--	--	--	--	--	--	--	--	--
Manganese, Total	*	mg/L	--	--	1.71	1.47	1.44	2	2.1	2.1	2.1	2.2	2.2	1.5	1.6	1.4	1.4	--	2.6	6.2 N	7.8
Manganese, Dissolved	*	mg/L	--	--	--	--	--	--	--	--	--	--	--	--	--	--	--	--	--	--	--
Methane	*	µg/L	--	--	--	--	--	--	--	--	--	--	--	--	--	--	--	--	--	--	--
Nitrate	*	mg/L	--	--	--	--	--	--	--	--	--	--	--	--	--	--	--	--	--	--	--
Nitrogen	*	mg/L	--	--	--	--	--	--	--	--	--	--	--	--	--	--	--	--	--	--	--
Nitrogen, ammonia (as N)	*	mg/L	--	--	--	--	--	--	--	--	--	--	--	--	--	--	--	--	--	--	--
Oxygen	*	mg/L	--	--	--	--	--	--	--	--	--	--	--	--	--	--	--	--	--	--	--
Sulfate	*	mg/L	--	--	--	--	--	--	--	--	--	--	--	--	--	--	--	--	--	--	--
Sulfide	*	mg/L	--	--	--	--	--	--	--	--	--	--	--	--	--	--	--	--	--	--	--
Volatile Organic Compounds																					
Acetone	4,000	µg/L	< 50	--	140 U	50 U	50 U	120 U	25 U	25 U	25 U	25 U	25 U	25 U	25 U	25 U	25 U	25 U	25 U	25 U	25 U
Benzene	5	µg/L	< 5	--	14 U	2.0 U	2.0 U	5.0 U	1.0 U	1.0 U	1.0 U	1.0 U	1.0 U	1.0 U	1.0 U	1.0 U	1.0 U	1.0 U	**0.11 J**	1.0 U	1.0 U
Carbon Disulfide	4,000	µg/L	< 5	--	14 U	2.0 U	2.0 U	5.0 U	1.0 U	1.0 U	1.0 U	1.0 U	1.0 U	1.0 U	1.0 U	1.0 U	1.0 U	1.0 U	1.0 U	1.0 U	1.0 U
Ethylbenzene	700	µg/L	< 5	--	14 U	2.0 U	2.0 U	5.0 U	1.0 U	1.0 U	1.0 U	1.0 U	1.0 U	1.0 U	1.0 U	1.0 U	1.0 U	1.0 U	1.0 U	1.0 U	1.0 U
Methylene Chloride	5	µg/L	< 5	9.1 U	25 U	10 U	10 U	25 U	5.0 U	5.0 U	5.0 U	50 U	50 U	5.0 U	5.0 U	5.0 UJ	5.0 U	5.0 U	5.0 U	5.0 U	5.0 U
Toluene	1,000	µg/L	< 5	--	14 U	2.0 U	2.0 U	5.0 U	1.0 U	1.0 U	1.0 U	1.0 U	1.0 U	1.0 U	1.0 U	1.0 U	1.0 U	1.0 U	1.0 U	1.0 U	1.0 U
Trichloroethylene	5	µg/L	< 5	--	14 U	2.0 U	2.0 U	5.0 U	1.0 U	1.0 U	1.0 U	1.0 U	1.0 U	1.0 U	1.0 U	1.0 U	1.0 U	**0.82 J**	1.0 U	1.0 U	1.0 U
Xylenes, total	2,000	µg/L	< 5	--	29 U	4.0 U	4.0 U	10 U	2.0 U	2.0 U	2.0 U	20 U	20 U	2.0 U	2.0 U	2.0 U	2.0 U	2.0 U	2.0 U	2.0 U	2.0 U
Semivolatile Organic Compounds																					
2-Methylnaphthalene	*	µg/L	--	--	0.2 U	0.2 U	0.2 U	0.2 U	0.2 U	0.2 U	0.2 U	0.2 U	0.2 U	10 U	10 U	10 U	10 U	10 U	10 U	10 U	10 U
Acenaphthene	2,000	µg/L	< 10	--	0.2 U	0.2 U	0.2 U	0.2 U	0.2 U	0.2 U	0.2 U	0.2 U	0.2 U	10 U	10 U	10 U	10 U	10 U	10 U	10 U	10 U
Acenaphthylene	10	µg/L	< 10	--	0.2 U	0.2 U	0.2 U	0.2 U	0.2 U	0.2 U	0.2 U	0.2 U	0.2 U	10 U	10 U	10 U	10 U	10 U	10 U	10 U	10 U
Anthracene	10	µg/L	< 10	--	0.2 U	0.2 U	0.2 U	0.2 U	0.2 U	0.2 U	0.2 U	0.2 U	0.2 U	10 U	10 U	10 U	10 U	10 U	10 U	**0.36 J**	**0.53 J**
Benz(a)anthracene	0.1	µg/L	< 0.05	--	0.2 U	0.2 U	0.2 U	0.2 U	0.2 U	0.2 U	0.2 U	0.2 U	0.2 U	10 U	10 U	10 U	10 U	10 U	10 U	10 U	10 U
Benzo(a)pyrene	0.2	µg/L	< 0.05	--	0.2 U	0.2 U	0.2 U	0.2 U	0.2 U	0.2 U	0.2 U	0.2 U	0.2 U	10 U	10 U	10 U	10 U	10 U	10 U	10 U	10 U
Benzo(b)fluoranthene	0.2	µg/L	< 0.1	--	0.2 U	0.2 U	0.2 U	0.2 U	0.2 U	0.2 U	0.2 U	0.2 U	0.2 U	10 U	10 U	10 U	10 U	10 U	10 U	10 U	10 U
Benzo(g,h,i)perylene	10	µg/L	< 10	--	0.2 U	0.2 U	0.2 U	0.2 U	0.2 U	0.2 U	0.2 U	0.2 U	0.2 U	10 U	10 U	10 U	10 U	10 U	10 U	10 U	10 U
Benzo(k)fluoranthene	10	µg/L	< 10	--	0.2 U	0.2 U	0.2 U	0.2 U	0.2 U	0.2 U	0.2 U	0.2 U	0.2 U	10 U	10 U	10 U	10 U	10 U	10 U	10 U	10 U
Chrysene	0.2	µg/L	< 0.05	--	0.2 U	0.2 U	0.2 U	0.2 U	0.2 U	0.2 U	0.2 U	0.2 U	0.2 U	10 U	10 U	10 U	10 U	10 U	10 U	10 U	10 U
Dibenzo(a,h)anthracene	0.3	µg/L	< 0.1	--	0.2 U	0.2 U	0.2 U	0.2 U	0.2 U	0.2 U	0.2 U	0.2 U	0.2 U	10 U	10 U	10 U	10 U	10 U	10 U	10 U	10 U
Dibenzofuran	1	µg/L	--	--	1.0 U	0.2 U	0.2 U	0.2 U	0.2 U	0.2 U	0.2 U	0.2 U	0.2 U	10 U	10 U	10 U	10 U	10 U	10 U	10 U	10 U
Fluoranthene	1,000	µg/L	< 10	--	0.2 U	0.2 U	0.2 U	0.2 U	0.2 U	0.2 U	0.2 U	0.2 U	0.2 U	10 U	10 U	10 U	10 U	10 U	10 U	**0.61 J**	**0.84 J**
Fluorene	1,000	µg/L	< 10	--	0.2 U	0.2 U	0.2 U	0.2 U	0.2 U	0.2 U	0.2 U	0.2 U	0.2 U	10 U	10 U	10 U	10 U	10 U	10 U	10 U	10 U
Indeno(1,2,3-cd)pyrene	0.4	µg/L	< 0.05	--	0.2 U	0.2 U	0.2 U	0.2 U	0.2 U	0.2 U	0.2 U	0.2 U	0.2 U	10 U	10 U	10 U	10 U	10 U	10 U	10 U	10 U
Naphthalene	20	µg/L	< 10	--	0.2 U	0.2 U	0.2 U	0.2 U	0.2 U	0.2 U	0.2 U	0.2 U	0.2 U	10 U	10 U	10 U	10 U	10 U	10 U	10 U	10 U
Phenanthrene	10	µg/L	< 10	--	0.2 U	0.2 U	0.2 U	0.2 U	0.2 U	0.2 U	0.2 U	0.2 U	0.2 U	10 U	10 U	10 U	10 U	10 U	10 U	**1.4 J**	**2.5 J**
Pyrene	1,000	µg/L	< 10	--	0.2 U	0.2 U	0.2 U	0.2 U	0.2 U	0.2 U	0.2 U	0.2 U	0.2 U	10 U	10 U	10 U	10 U	10 U	10 U	10 U	10 U
Inorganic Compounds																					
Aluminum (fume or dust)	*	mg/L	--	--	**1.99**	0.2 U	0.2 U	0.2 U	0.2 U	0.2 U	0.2 U	0.2 U	0.2 U	0.2 U	0.2 U	0.20 U	0.20 U	--	**0.061 BN**	0.2 U	**0.033 B**
Antimony	0.01	mg/L	< 0.02	--	0.01 U	0.006 U	0.006 U	0.02 U	0.02 U	0.006 U	0.006 U	0.02 U	0.02 U	0.02 U	0.02 U	0.020 U	0.020 U	--	0.020 U	0.02 U	0.02 U
Arsenic	0.05	mg/L	< 0.05	--	0.01 U	0.01 U	0.01 U	0.01 U	0.01 U	0.01 U	0.01 U	0.01 U	0.01 U	0.01 U	0.01 U	0.010 U	0.010 U	--	0.010 U	0.01 U	0.01 U
Barium	2	mg/L	**0.119**	--	0.2 U	**0.129**	**0.133**	**0.13**	**0.13**	**0.17**	**0.16**	**0.17**	**0.17**	**0.17**	**0.17**	**0.23**	**0.23**	--	**0.20**	**0.22**	**0.23**
Beryllium	0.004	mg/L	< 0.010	--	0.005 U	0.004 U	0.004 U	0.004 U	0.004 U	0.004 U	0.004 U	0.004 U	0.004 U	0.004 U	0.004 U	0.0040 U	0.0040 U	--	0.0040 U	0.004 U	0.004 U
Cadmium	0.005	mg/L	< 0.005	--	0.002 U	0.005 U	0.005 U	0.005 U	0.005 U	0.005 U	0.005 U	0.005 U	0.005 U	0.005 U	0.005 U	0.0050 U	0.0050 U	--	0.0050 U	0.005 U	0.005 U
Calcium metal	*	mg/L	--	--	**124**	**136**	**141**	**130**	**130**	**160**	**150**	**170**	**170**	**190**	**160**	**160**	**160**	--	**140**	**150**	**160**
Chromium	0.1	mg/L	< 0.010	--	0.005 UJ	0.01 U	0.01 U	0.01 U	0.01 U	0.01 U	0.01 U	0.01 U	0.01 U	0.01 UJ	0.01 UJ	0.010 U	0.010 U	--	0.010 U	0.01 UN	0.01 U
Cobalt	*	mg/L	--	--	0.007 UJ	0.01 U	0.01 U	0.01 U	0.01 U	0.01 U	0.01 U	0.01 U	0.01 U	0.01 U	0.01 U	**0.0023 B**	**0.0025 B**	--	**0.0036 B**	**0.0063 B**	**0.0067 B**
Copper	1.3	mg/L	< 0.010	--	0.025 U	0.02 U	0.02 U	0.02 U	0.02 U	0.02 U	0.02 U	0.02 U	0.02 U	0.02 U	0.02 U	0.0018 U	**0.0026 B**	--	**0.0013 B**	0.02 UN	**0.0014 B**
Cyanide	0.2	mg/L	< 0.010	--	0.01 UJ	0.01 U	0.01 U	0.01 U	0.01 U	0.01 U	0.01 U	0.01 U	0.01 U	0.015 U	0.015 U	0.010 U	0.010 U	--	0.010 U	0.01 U	0.01 U
Lead	0.015	mg/L	< 0.010	--	0.003 U	0.005 U	0.005 U	0.005 U	0.005 U	0.005 U	0.005 U	0.005 U	0.005 U	0.005 U	0.005 U	0.0050 U	0.0050 U	--	0.0050 U	0.005 U	0.005 U
Magnesium	*	mg/L	--	--	**38.4**	**39.8**	**41.3**	**39**	**39**	**48**	**47**	**52**	**51**	**52**	**52**	**48**	**48**	--	**44**	**47**	**47**
Mercury	0.002	mg/L	< 0.0002	--	0.0002 UJ	0.0002 U	0.0002 U	0.0002 U	0.0002 U	0.0002 U	0.0002 U	0.0002 U	0.0002 U	0.0002 UJ	0.0002 UJ	**0.00011 B**	**0.000096 B**	--	0.00020 U	0.0002 U	0.00020 U
Nickel	0.1	mg/L	< 0.02	--	0.04 U	**0.0442**	0.04 U	0.04 U	0.04 U	0.04 U	0.04 U	0.04 U	0.04 U	0.04 U	0.04 U	**0.044**	**0.043**	--	**0.022 B**	0.04 U	**0.0061 B**
Potassium	*	mg/L	--	--	**20.9**	**21.8**	**22.9**	**20**	**20**	**25**	**24**	**25**	**25**	**34**	**34**	**22**	**22**	--	**20**	**23**	**21**
Selenium	0.05	mg/L	< 0.02	--	0.005 U	0.01 U	0.01 U	0.01 U	0.01 U	0.01 U	0.01 U	0.01 U	0.01 U	0.01 U	0.01 U	0.010 U	0.010 U	--	0.010 U	0.01 U	0.01 U
Sodium	*	mg/L	--	--	**64.3**	**74.3**	**76.7**	**75**	**77**	**90**	**89**	**83**	**80**	**90**	**88**	**48**	**48**	--	**63**	**52**	**54**
Thallium	0.002	mg/L	< 1	--	0.001 U	0.001 U	0.001 U	0.002 U	0.002 U	0.001 U	0.001 U	0.001 U	0.001 U	0.002 U	0.002 U	0.0020 UJ	0.0020 UWN	--	0.0020 U	0.002 U	0.002 UW
Vanadium (fume or dust)	0.2	mg/L	< 0.010	--	0.007 U	0.01 U	0.01 U	0.01 U	0.01 U	0.01 U	0.01 U	0.01 U	0.01 U	0.01 U	0.01 U	**0.0031 B**	**0.0030 B**	--	0.010 U	0.01 U	0.01 U
Zinc	2	mg/L	< 0.02	--	0.02 U	0.02 U	0.02 U	0.02 U	0.02 U	0.02 U	0.02 U	0.02 U	0.02 U	**0.03**	**0.03**	**0.0092 B**	**0.0088 B**	--	**0.0085 B**	**0.0097 B**	**0.013 B**

Notes:
* - Not a HSRA regulated compound
ISCO - *in-situ* chemical oxidation

Data Qualifier Defintions:
-- - Not analyzed
B (Inorganics) - Estimated analyte concentration
D - Analyte concentration reported from secondary dilution
DB - Analyte concentration reported from secondary dilution; analyte detected in method blank
H - Holding time exceeded for sample
J - Estimated analyte concentration
JB (Organic) - Estimated analyte concentration; analyte detected in method blank
Bold = Exceeds the laboratory detection limit
Bold and shaded - Analyte concentration exceeds the Type 1 RRS
JM (Organic) - Estimated analyte concentration; spike sample recovery outside control limits
M (Organic) - Spike sample recovery outside control limits
N - Spike sample recovery outside of control limits
R - Sample data results rejected due to deficiencies in the ability to meet quality control standards
RRS - Risk Reduction Standard
< - Analyte not detected at referenced detection limit
UJ - Analyte not detected; low method bias and/or matrix interference
UN - Analyte not detected; spiked sample recovery outside of control limits
UR - Analyte not detected; data rejected
UWN - Analyte not detected; post digestion spike and spike sample recovery outside control limits

Appendix E-1
Summary of Historical Groundwater Sampling Data - Alluvium, Galliard, and Saprolite Monitoring Wells
January 2001 through July 2017
Atlanta Gas Light Company
Former Manufactured Gas Plant Site
Augusta, Georgia

Chemical Name	Type 1 Risk Reduction Standard	Location ID	MW-306D																																					
		Sample Date	7/25/2017	1/24/2017	7/26/2016	1/19/2016	7/28/2015	1/13/2015	7/14/2014	1/7/2014	7/9/2013	1/8/2013	7/24/2012	1/17/2012	7/5/2011	1/18/2011	7/20/2010	1/6/2010	7/21/2009	01/19/2009	07/22/2008	1/8/2008	7/10/2007	2/15/2007	02/07 DUP	7/11/2006	2/8/2006	1/12/2006	7/22/2005	1/20/2005	7/15/2004	1/22/2004	7/19/2003	1/15/2003	7/9/2002	1/15/2002	7/11/2001	1/22/2001
		Unit	Post-ISCO																										Pre-ISCO											
Field Parameters																																								
Conductivity	*	mS/cm	0.902	1.36	0.812	1.555	693	0.635	0.653	0.804	1.480	1.429	1.521	1.215	1.107	0.656	0.678	1.572	1.395	1.430	0.925	0.798	0.620	0.685	0.685	0.543	--	--	--	--	--	--	--	--	--	--	--	--	--	--
Dissolved Oxygen (YSI)	*	mg/L	0.24	0.38	0.23	0.29	0.41	0.21	1.82	0.22	0.17	3.71	1.70	0.32	0.28	0.45	6.8	0.32	6.18	0.27	0.73	0.28	0.24	0.28	0.28	2.63	--	--	--	--	--	--	--	--	--	--	--	--	--	--
Oxidation Reduction Potential	*	mV	24.2	-42.5	57.2	1.9	16	10.7	28	-7.7	-14.3	-51.0	-5.9	97.0	-11.5	226	-6.7	-29.2	-53.4	-43.6	-14.8	10.6	36.2	-8.9	-8.9	45	--	--	--	--	--	--	--	--	--	--	--	--	--	--
pH	*	SU	6.07	6.22	5.7	6.22	6.14	5.94	6.06	6.24	6.07	6.41	5.76	4.07	6.15	5.71	6.89	6.15	8.12	6.11	6.19	6.00	6.13	6.15	6.15	5.98	--	--	--	--	--	--	--	--	--	--	--	--	--	--
Temperature	*	Celsius	22.28	19.5	22.55	19.58	26	19.1	21.37	20.04	22.36	20.71	21.64	20.15	25.84	19.24	25.41	18.62	21.99	19.78	22.07	21.81	22.03	19.62	19.62	21.34	--	--	--	--	--	--	--	--	--	--	--	--	--	--
Turbidity	*	NTU	0.39	1.13	0.9	0.78	2.19	3.61	2.85	1.24	3.15	1.90	1.66	0.92	0.62	8	4.17	0.88	0.62	0	1.2	2.10	0.00	0.21	0.21	0.01	--	--	--	--	--	--	--	--	--	--	--	--	--	--
Monitored Natural Attenuation Parameters																																								
Carbon Dioxide	*	µg/L	--	--	--	--	--	--	--	--	--	--	--	--	--	--	--	--	--	--	--	--	--	--	--	--	--	--	--	--	--	--	--	--	--	--	--	--	--	--
Iron	*	mg/L	--	--	--	--	--	--	--	--	--	--	--	--	--	--	--	--	--	--	--	--	--	--	--	--	--	8.59	8.94	7.3	4.3	7.2	6.7	28	28	24 N	25	23 N
Iron, as Ferrous (Fe+2)	*	mg/L	--	--	--	--	--	--	--	--	--	--	--	--	--	--	--	--	--	--	--	--	--	--	--	--	--	--	--	--	--	--	--	--	--	--	--	--	--	--
Manganese, Total	*	mg/L	--	--	--	--	--	--	--	--	--	--	--	--	--	--	--	--	--	--	--	--	--	--	--	0.0002 U	--	1.56	1.52	1.6	1.5	1.6	1.2	2.5	2.5	2.3	2.5 N	2.5
Manganese, Dissolved	*	mg/L	--	--	--	--	--	--	--	--	--	--	--	--	--	--	--	--	--	--	--	--	--	--	--	--	--	--	--	--	--	--	--	--	--	--	--	--	--	--
Methane	*	µg/L	--	--	--	--	--	--	--	--	--	--	--	--	--	--	--	--	--	--	--	--	--	--	--	--	--	--	--	--	--	--	--	--	--	--	--	--	--	--
Nitrate	*	mg/L	--	--	--	--	--	--	--	--	--	--	--	--	--	--	--	--	--	--	--	--	--	--	--	--	--	--	--	--	--	--	--	--	--	--	--	--	--	--
Nitrogen	*	mg/L	--	--	--	--	--	--	--	--	--	--	--	--	--	--	--	--	--	--	--	--	--	--	--	--	--	--	--	--	--	--	--	--	--	--	--	--	--	--
Nitrogen, ammonia (as N)	*	mg/L	--	--	--	--	--	--	--	--	--	--	--	--	--	--	--	--	--	--	--	--	--	--	--	--	--	--	--	--	--	--	--	--	--	--	--	--	--	--
Oxygen	*	mg/L	--	--	--	--	--	--	--	--	--	--	--	--	--	--	--	--	--	--	--	--	--	--	--	--	--	--	--	--	--	--	--	--	--	--	--	--	--	--
Sulfate	*	mg/L	--	--	--	--	--	--	--	--	--	--	--	--	--	--	--	--	--	--	--	--	--	--	--	--	--	--	--	--	--	--	--	--	--	--	--	--	--	--
Sulfide	*	mg/L	--	--	--	--	--	--	--	--	--	--	--	--	--	--	--	--	--	--	--	--	--	--	--	--	--	--	--	--	--	--	--	--	--	--	--	--	--	--
Volatile Organic Compounds																																								
Acetone	4,000	µg/L	< 50	< 50	< 50	< 50	< 50	< 50	< 50	< 50	< 50	< 100	< 100	< 5.0	< 5.0	< 5.0	< 100	< 100	< 100	< 100	< 100	< 50	< 50	< 50 R	< 50	50 U	--	20 U	25 U	25 U	25 U	25 U	25 U	25 U	25 U	25 U	25 U	25 U	25 U
Benzene	5	µg/L	< 5.0	< 5.0	< 5.0	< 5.0	< 5.0	< 5.0	< 5.0	< 5.0	< 5.0	< 5.0	< 5.0	< 0.25	< 0.25	**0.56 J**	< 5.0	< 5.0	< 5.0	< 5.0	< 5.0	< 5.0	< 5	< 5	< 5	5 U	--	2.0 U	1.0 U	1.0 U	1.0 U	1.0 U	1.0 U	1.0 U	1.0 U	1.0 U	1.0 U	1.0 U	1.0 U
Carbon Disulfide	4,000	µg/L	< 5.0	< 5.0	< 5.0	< 5.0	< 5.0	< 5.0	< 5.0	< 5.0	< 5.0	< 5.0	< 5.0	< 0.60	< 0.60	< 0.60	< 5.0	< 5.0	< 5.0	< 5.0	< 5.0	< 5.0	< 5	< 5	< 5	5 U	--	2.0 U	1.0 U	1.0 U	1.0 U	1.0 U	1.0 U	1.0 U	1.0 U	1.0 U	1.0 U	1.0 U	1.0 U
Ethylbenzene	700	µg/L	< 5.0	< 5.0	< 5.0	< 5.0	< 5.0	< 5.0	< 5.0	< 5.0	< 5.0	< 5.0	< 5.0	< 0.11	< 0.11	< 0.11	< 5.0	< 5.0	< 5.0	< 5.0	< 5.0	< 5.0	< 5	< 5	< 5	5 U	--	2.0 U	1.0 U	1.0 U	1.0 U	1.0 U	1.0 U	1.0 U	1.0 U	1.0 U	1.0 U	1.0 U	1.0 U
Methylene Chloride	5	µg/L	< 5.0	< 5.0	< 5.0	< 5.0	< 5.0	< 5.0	< 5.0	< 5.0	< 5.0	< 5.0	< 5.0	< 1.0	< 1.0	< 1.0	< 5.0	< 5.0	< 5.0	< 5.0	< 5.0	< 5.0	< 5	< 5 UJ	< 5	5 U	1.0 U	5.4 U	5.0 U	5.0 U	5.0 U	5.0 U	5.0 U	5.0 U	5.0 U	5.0 U	5.0 U	5.0 U	5.0 U
Toluene	1,000	µg/L	< 5.0	< 5.0	< 5.0	< 5.0	< 5.0	< 5.0	< 5.0	< 5.0	< 5.0	< 5.0	< 5.0	< 0.33	< 0.33	< 0.33	< 5.0	< 5.0	< 5.0	< 5.0	< 5.0	< 5.0	< 5	< 5	< 5	5 U	--	2.0 U	1.0 U	1.0 U	1.0 U	1.0 U	1.0 U	1.0 U	1.0 U	1.0 U	1.0 U	1.0 U	1.0 U
Trichloroethylene	5	µg/L	< 5.0	< 5.0	< 5.0	< 5.0	< 5.0	< 5.0	< 5.0	< 5.0	< 5.0	< 5.0	< 5.0	< 0.13	< 0.13	< 0.13	< 5.0	< 5.0	< 5.0	< 5.0	< 5.0	< 5.0	< 5	< 5	< 5	5 U	--	2.0 U	1.0 U	1.0 U	1.0 U	1.0 U	1.0 U	1.0 U	1.0 U	1.0 U	1.0 U	1.0 U	1.0 U
Xylenes, total	2,000	µg/L	< 5.0	< 5.0	< 5.0	< 5.0	< 5.0	< 5.0	< 5.0	< 5.0	< 5.0	< 5.0	< 5.0	< 0.20	< 0.20	< 0.20	< 5.0	< 5.0	< 5.0	< 5.0	< 5.0	< 5.0	< 5	< 5	< 5	5 U	--	4.0 U	2.0 U	2.0 U	2.0 U	2.0 U	2.0 U	2.0 U	2.0 U	2.0 U	2.0 U	2.0 U	2.0 U
Semivolatile Organic Compounds																																								
2-Methylnaphthalene	*	µg/L	--	--	--	--	--	--	--	--	--	--	--	--	--	--	--	--	--	--	--	--	--	--	--	--	--	0.2 U	0.2 U	0.2 U	0.2 U	0.2 U	10 U	10 U	10 U	10 U	10 U	10 U	10 U
Acenaphthene	2,000	µg/L	< 0.5	< 0.5	< 0.5	< 0.5	< 0.5	< 0.50	< 0.50	< 0.50	< 0.50	< 0.19	< 0.23	< 0.10	< 0.14	< 0.096	< 0.19	< 0.19	< 0.19	< 0.21 *	< 0.19	< 10	< 10	< 10	< 10	10 U	--	0.2 U	0.2 U	0.2 U	0.2 U	0.2 U	10 U	**0.36 J**	**0.43 J**	**0.36 J**	**0.55 J**	**0.91 J**
Acenaphthylene	10	µg/L	< 1.0	< 1.0	< 1.0	< 1.0	< 1.0	< 1.0	< 1.0	< 1.0	< 1.0	< 0.19	< 0.23	< 0.10	< 0.14	< 0.096	< 0.19	< 0.19	< 0.19	< 0.21 *	< 0.19	< 10	< 10	< 10	< 10	10 U	--	0.2 U	0.2 U	0.2 U	0.2 U	0.2 U	10 U	10 U	10 U	10 U	10 U	10 U	10 U
Anthracene	10	µg/L	< 0.05	< 0.05	< 0.05	< 0.05	< 0.05	< 0.050	< 0.050	< 0.050	< 0.050	< 0.19	< 0.23	< 0.10	< 0.14	< 0.096	< 0.19	< 0.19	< 0.19	< 0.21 *	**0.032 J**	< 10	< 10	< 10	< 10	10 U	--	0.2 U	0.2 U	0.2 U	0.2 U	0.2 U	10 U	10 U	10 U	10 U	10 U	10 U	**0.38 J**
Benz(a)anthracene	0.1	µg/L	< 0.05	< 0.05	< 0.05	< 0.05	< 0.05	< 0.050	< 0.050	< 0.050	< 0.050	< 0.19	< 0.23	< 0.10	< 0.14	< 0.096	< 0.19	< 0.19	< 0.19	< 0.21	< 0.19	< 0.050	< 0.05	< 0.05	< 0.05	0.05 U	--	0.2 U	0.2 U	0.2 U	0.2 U	0.2 U	10 U	10 U	10 U	10 U	10 U	10 U	10 U
Benzo(a)pyrene	0.2	µg/L	< 0.05	< 0.05	< 0.05	< 0.05	< 0.05	< 0.050	< 0.050	< 0.050	< 0.050	< 0.19	< 0.23	< 0.10	< 0.14	< 0.096	< 0.19	< 0.19	< 0.19	< 0.21	< 0.19	< 0.050	< 0.05	< 0.05	< 0.05	0.05 U	--	0.2 U	0.2 U	0.2 U	0.2 U	0.2 U	10 U	10 U	10 U	10 U	10 U	10 U	10 U
Benzo(b)fluoranthene	0.2	µg/L	< 0.1	< 0.1	< 0.1	< 0.1	< 0.1	< 0.10	< 0.10	< 0.10	< 0.10	< 0.19	< 0.23	< 0.10	< 0.14	< 0.096	< 0.19	< 0.19	< 0.19	< 0.21	< 0.19	< 0.10	< 0.1	< 0.1	< 0.1	0.1 U	--	0.2 U	0.2 U	0.2 U	0.2 U	0.2 U	10 U	10 U	10 U	10 U	10 U	10 U	10 U
Benzo(g,h,i)perylene	10	µg/L	< 0.1	< 0.1	< 0.1	< 0.1	< 0.1	< 0.10	< 0.10	< 0.10	< 0.10	< 0.19	< 0.23	< 0.10	< 0.14	< 0.096	< 0.19	< 0.19	< 0.19	< 0.21	< 0.19	< 10	< 10	< 10	< 10	10 U	--	0.2 U	0.2 U	0.2 U	0.2 U	0.2 U	10 U	10 U	10 U	10 U	10 U	10 U	10 U
Benzo(k)fluoranthene	10	µg/L	< 0.05	< 0.05	< 0.05	< 0.05	< 0.05	< 0.050	< 0.050	< 0.050	< 0.050	< 0.19	< 0.23	< 0.10	< 0.14	< 0.096	< 0.19	< 0.19	< 0.19	< 0.21 *	< 0.19	< 10	< 10	< 10	< 10	10 U	--	0.2 U	0.2 U	0.2 U	0.2 U	0.2 U	10 U	10 U	10 U	10 U	10 U	10 U	10 U
Chrysene	0.2	µg/L	< 0.05	< 0.05	< 0.05	< 0.05	< 0.05	< 0.050	< 0.050	< 0.050	< 0.050	< 0.19	< 0.23	< 0.047	< 0.062	< 0.043	< 0.19	< 0.19	< 0.19	< 0.21	< 0.19	< 0.050	< 0.05	< 0.05	< 0.05	0.05 U	--	0.2 U	0.2 U	0.2 U	0.2 U	0.2 U	10 U	10 U	10 U	10 U	10 U	10 U	10 U
Dibenzo(a,h)anthracene	0.3	µg/L	< 0.1	< 0.1	< 0.1	< 0.1	< 0.1	< 0.10	< 0.10	< 0.10	< 0.10	< 0.19	< 0.23	< 0.10	< 0.14	< 0.096	< 0.19	< 0.19	< 0.19	< 0.21	< 0.19	< 0.10	< 0.1	< 0.1	< 0.1	0.1 U	--	0.2 U	0.2 U	0.2 U	0.2 U	0.2 U	10 U	10 U	10 U	10 U	10 U	10 U	10 U
Dibenzofuran	1	µg/L	--	--	--	--	--	--	--	--	--	--	--	--	--	--	--	--	--	--	--	--	--	--	--	--	--	1.0 U	0.2 U	0.2 U	0.2 U	0.2 U	10 U	10 U	10 U	**0.3 J**	10 U	10 U	10 U
Fluoranthene	1,000	µg/L	< 0.1	< 0.1	< 0.1	< 0.1	< 0.1	< 0.10	< 0.10	< 0.10	< 0.10	< 0.19	< 0.23	< 0.10	< 0.14	< 0.096	< 0.19	< 0.19	< 0.19	**0.044 J***	< 0.19	< 10	< 10	< 10	< 10	10 U	--	0.2 U	0.2 U	0.2 U	0.2 U	0.2 U	10 U	10 U	10 U	10 U	10 U	10 U	10 U
Fluorene	1,000	µg/L	< 0.1	< 0.1	< 0.1	< 0.1	< 0.1	< 0.10	< 0.10	< 0.10	< 0.10	< 0.19	< 0.23	< 0.10	< 0.14	< 0.096	< 0.19	< 0.19	< 0.19	< 0.21 *	< 0.19	< 10	< 10	< 10	< 10	10 U	--	0.2 U	0.2 U	0.2 U	0.2 U	0.2 U	10 U	10 U	10 U	10 U	10 U	10 U	**0.81 J**
Indeno(1,2,3-cd)pyrene	0.4	µg/L	< 0.05	< 0.05	< 0.05	< 0.05	< 0.05	< 0.050	< 0.050	< 0.050	< 0.050	< 0.19	< 0.23	< 0.10	< 0.14	< 0.096	< 0.19	< 0.19	< 0.19	< 0.21	< 0.19	< 0.050	< 0.05	< 0.05	< 0.05	0.05 U	--	0.2 U	0.2 U	0.2 U	0.2 U	0.2 U	10 U	10 U	10 U	10 U	10 U	10 U	10 U
Naphthalene	20	µg/L	< 0.5	< 0.5	< 0.5	< 0.5	< 0.5	< 0.50	< 0.50	< 0.50	< 0.50	< 0.19	**4.1**	< 0.10	< 0.14	< 0.096	< 0.19	< 0.19	< 0.19	**0.034 J**	< 0.19	< 10	< 10	< 10	< 10	10 U	--	0.2 U	0.2 U	0.2 U	0.2 U	0.2 U	10 U	10 U	10 U	10 U	10 U	10 U	10 U
Phenanthrene	10	µg/L	< 0.05	< 0.05	< 0.05	< 0.05	< 0.05	< 0.50	< 0.050	< 0.050	< 0.050	< 0.19	< 0.23	< 0.10	< 0.14	< 0.096	< 0.19	< 0.19	< 0.19	< 0.21 *	< 0.19	< 10	< 10	< 10	< 10	10 U	--	0.2 U	0.2 U	0.2 U	0.2 U	0.2 U	10 U	10 U	10 U	10 U	10 U	10 U	**1.2 J**
Pyrene	1,000	µg/L	**0.054**	**0.066**	< 0.05	< 0.05	< 0.05	< 0.050	< 0.050	**0.075**	**0.060**	< 0.19	< 0.23	< 0.10	< 0.14	< 0.096	< 0.19	< 0.19	< 0.19	**0.043 J**	**0.035 J**	< 10	< 10	< 10	< 10	10 U	--	0.2 U	0.2 U	0.2 U	0.2 U	0.2 U	10 U	10 U	10 U	10 U	10 U	10 U	10 U
Inorganic Compounds																																								
Aluminum (fume or dust)	*	mg/L	--	--	--	--	--	--	--	--	--	--	--	--	--	--	--	--	--	--	--	--	--	--	--	--	--	0.2 U	0.2 U	0.2 U	0.2 U	0.2 U	0.2 U	0.20 U	0.2 U	**0.043 BN**	0.2 U	0.2 U
Antimony	0.01	mg/L	< 0.006	< 0.006	< 0.006	< 0.006	< 0.02	< 0.0200	< 0.0200	< 0.0200	< 0.0200	< 0.020	< 0.020	< 0.0053	< 0.0053	< 0.0053	< 0.020	< 0.020	< 0.020	< 0.020	< 0.020	< 0.0200	< 0.02	< 0.02	< 0.02	0.02 U	--	0.01 U	0.006 U	0.02 U	0.006 U	0.02 U	0.02 U	0.020 U	0.02 U	0.020 U	0.02 U	0.02 U
Arsenic	0.05	mg/L	< 0.05	< 0.05	< 0.05	< 0.05	< 0.05	< 0.0500	< 0.0500	< 0.0500	< 0.0500	< 0.020	< 0.020	< 0.0046	< 0.0046	< 0.0046	< 0.020	< 0.020	< 0.020	< 0.010	< 0.010	<0.0500	< 0.05	< 0.05	< 0.05	0.05 U	--	0.01 U	0.01 U	0.01 U	0.01 U	0.01 U	0.01 U	**0.0034 B**	0.01 U	0.010 U	**0.0036 B**	0.01 U
Barium	2	mg/L	**0.471**	**0.654**	**0.481**	**0.887**	**0.403**	**0.377**	**0.435**	**0.424**	**0.785**	**0.69**	**0.71**	**0.61**	**0.53**	**0.37**	**0.39**	**0.73**	**0.63**	**0.74**	**0.46**	**0.464**	**0.370**	**0.363**	**0.363**	**0.373**	--	**0.372**	**0.363**	**0.41**	**0.39**	**0.36**	**0.25**	**0.42**	**0.37**	**0.36**	**0.36**	**0.35**
Beryllium	0.004	mg/L	< 0.004	< 0.004	< 0.004	< 0.004	< 0.01	< 0.0100	< 0.0100	< 0.0100	< 0.0100	< 0.0040	< 0.0040	< 0.00020	< 0.00020	< 0.00020	< 0.0040	< 0.0040	< 0.0040	< 0.0040	< 0.0040	< 0.0100	< 0.010	< 0.010	< 0.010	0.01 U	--	0.005 U	0.004 U	0.004 U	0.004 U	0.004 U	0.004 U	0.0040 U	0.004 U	0.0040 U	0.004 U	0.004 U
Cadmium	0.005	mg/L	< 0.005	< 0.005	< 0.005	< 0.005	< 0.005	< 0.0050	< 0.0050	< 0.0050	< 0.0050	< 0.0050	< 0.0050	< 0.0020	< 0.0020	< 0.0020	< 0.0050	< 0.0050	< 0.0050	< 0.0050	< 0.0050	< 0.0050	< 0.005	< 0.005	< 0.005	0.005 U	--	0.002 U	0.005 U	0.005 U	0.005 U	0.005 U	0.005 U	0.0050 U	0.005 U	0.0050 U	0.005 U	0.005 U
Calcium metal	*	mg/L	--	--	--	--	--	--	--	--	--	--	--	--	--	--	--	--	--	--	--	--	--	--	--	--	--	**37.4**	**41.6**	**39**	**37**	**39**	**30**	**51**	**50**	**46**	**50**	**48**
Chromium	0.1	mg/L	< 0.01	< 0.01	< 0.01	< 0.01	< 0.01	< 0.0100	< 0.0100	< 0.0100	< 0.0100	< 0.010	< 0.010	**0.0016 J**	< 0.0012	< 0.0012	< 0.010	< 0.010	< 0.010	< 0.010	< 0.010	< 0.0100	< 0.010	< 0.010	< 0.010	0.01 U	--	0.005 UJ	0.01 U	0.01 U	0.01 U	0.01 U	0.01 U	0.010 U	0.01 U	0.010 U	0.01 UN	0.01 U
Cobalt	*	mg/L	--	--	--	--	--	--	--	--	--	--	--	--	--	--	--	--	--	--	--	--	--	--	--	--	--	0.007 UJ	0.01 U	0.01 U	0.01 U	0.01 U	0.01 U	**0.0018 B**	0.01 U	0.010 U	0.01 U	0.01 U
Copper	1.3	mg/L	< 0.01	< 0.01	< 0.01	< 0.01	< 0.01	< 0.0100	< 0.0100	< 0.0100	< 0.0100	< 0.020	< 0.020	**0.0023 J**	< 0.0019	< 0.0019	< 0.020	< 0.020	< 0.020	< 0.020	< 0.020	< 0.0100	< 0.010	< 0.010	< 0.010	0.01 U	--	0.025 U	0.02 U	0.02 U	0.02 U	0.02 U	0.02 U	0.020 U	0.02 U	0.020 U	0.02 UN	**0.0017 B**
Cyanide	0.2	mg/L	< 0.01	< 0.01	< 0.01	< 0.01	< 0.01	< 0.010	< 0.010	< 0.010	< 0.010	< 0.010	< 0.010	< 0.0050	**0.0083 J**	< 0.0050	< 0.010	< 0.010	< 0.010	< 0.010	< 0.010	< 0.010	< 0.010	< 0.010	< 0.010	0.01 U	--	0.01 UJ	0.01 U	0.01 U	0.01 U	0.01 U	0.015 U	0.010 U	0.01 U	0.010 U	0.01 U	0.01 U
Lead	0.015	mg/L	< 0.01	< 0.01	< 0.01	< 0.01	< 0.01	< 0.0100	< 0.0100	< 0.0100	< 0.0100	< 0.010	< 0.010	< 0.0040	< 0.0040	< 0.0040	< 0.010	< 0.010	< 0.010	< 0.0050	< 0.0050	< 0.0100	< 0.010	< 0.010	< 0.010	0.01 U	--	0.003 U	0.005 U	0.005 U	0.005 U	0.005 U	0.005 U	0.0050 U	0.005 U	**0.0018 B**	0.005 U
Magnesium	*	mg/L	--	--	--	--	--	--	--	--	--	--	--	--	--	--	--	--	--	--	--	--	--	--	--	--	--	**37.8**	**37.3**	**36**	**34**	**35**	**27**	**38**	**37**	**34**	**37**	**35**
Mercury	0.002	mg/L	< 0.0002	< 0.0002	< 0.0002	< 0.0002	< 0.0002	< 0.00020	< 0.00020	< 0.00020	< 0.00020	< 0.00020	< 0.00020	< 0.000091	< 0.000091	< 0.000091	< 0.00020	< 0.00020	< 0.00020	< 0.00020	< 0.00020	< 0.00020	< 0.0002	< 0.0002	< 0.0002	--	--	0.0002 UJ	0.0002 U	0.0002 U	0.0002 U	0.0002 U	0.0002 U	0.00020 U	0.0002 U	0.00020 U	0.0002 U	0.00020 U
Nickel	0.1	mg/L	< 0.02	< 0.02	< 0.02	< 0.02	< 0.02	< 0.0200	< 0.0200	< 0.0200	< 0.0200	< 0.040	< 0.040	**0.0029 J**	**0.0029 J**	**0.0029 J**	< 0.040	< 0.040	< 0.040	< 0.040	**0.0026 J**	< 0.0200	< 0.02	< 0.02	< 0.02	0.02 U	--	0.04 U	0.04 U	0.04 U	0.04 U	0.04 U	0.04 U	0.040 U	**0.0065 B**	0.040 U	0.04 U	0.04 U
Potassium	*	mg/L	--	--	--	--	--	--	--	--	--	--	--	--	--	--	--	--	--	--	--	--	--	--	--	--	--	5 U	**3.27**	**3.8**	**2.8**	**3.4**	**3**	**3.8**	**4**	**4.0**	**4.4**	**4.3**
Selenium	0.05	mg/L	< 0.02	< 0.02	< 0.02	< 0.02	< 0.02	< 0.0200	< 0.0200	< 0.0200	< 0.0200	< 0.020	< 0.020	< 0.0064	< 0.0064	< 0.0064	< 0.020	< 0.020	< 0.020	< 0.010	< 0.010	< 0.0200	< 0.02	< 0.02	< 0.02	0.02 U	--	0.005 U	0.01 U	0.01 U	0.01 U	0.01 U	**0.01**	0.010 U	0.01 U	0.010 U	0.01 U	0.01 U
Sodium	*	mg/L	--	--	--	--	--	--	--	--	--	--	--	--	--	--	--	--	--	--	--	--	--	--	--	--	--	**45.5**	**47.1**	**42**	**34**	**34**	**30**	**77**	**72**	**79**	**85**	**82**
Thallium	0.002	mg/L	< 0.002	< 0.002	< 0.002	< 0.002	< 0.02	< 0.0200	< 0.0200	< 0.0200	< 0.0200	< 0.0010	< 0.0010	< 0.00025	< 0.00025	< 0.00025	< 0.0010	< 0.0010	< 0.0010	< 0.0010	< 0.0010	< 1.00	< 1.00	< 1	< 1	0.001 U	--	0.001 U	0.001 U	0.002 U	0.001 U	0.001 U	0.002 U	0.0020 UWN	0.002 UWN	0.0020 U	0.002 UW	0.002 UW
Vanadium (fume or dust)	0.2	mg/L	< 0.01	< 0.01	< 0.01	< 0.01	< 0.01	< 0.0100	< 0.0100	< 0.0100	< 0.0100	< 0.010	< 0.010	< 0.0024	< 0.0024	< 0.0024	< 0.010	< 0.010	< 0.010	< 0.010	< 0.010	< 0.0100	< 0.010	< 0.010	< 0.010	0.01 U	--	0.007 U	0.01 U	0.01 U	0.01 U	0.01 U	0.01 U	0.010 U	0.01 U	0.010 U	0.01 U	0.01 U
Zinc	2	mg/L	< 0.02	< 0.02	< 0.02	< 0.02	**0.0323**	< 0.0200	< 0.0200	< 0.0200	< 0.0200	< 0.020	< 0.020	**0.011 J**	< 0.0087	< 0.0087	**0.0096 J**	< 0.020	< 0.020	**0.012 J**	< 0.020	< 0.0200	< 0.02	< 0.02	< 0.02	0.02 U	--	0.02 U	0.02 U	0.02 U	0.02 U	0.02 U	**0.03**	0.020 U	**0.0076 B**	0.020 U	0.02 U	0.02 U

Notes:
* - Not a HSRA regulated compound
ISCO - *in-situ* chemical oxidation

Data Qualifier Defintions:
-- - Not analyzed
B (Inorganics) - Estimated analyte concentration
D - Analyte concentration reported from secondary dilution
DB - Analyte concentration reported from secondary dilution; analyte detected in method blank
H - Holding time exceeded for sample
J - Estimated analyte concentration
JB (Organic) - Estimated analyte concentration; analyte detected in method blank
Bold = Exceeds the laboratory detection limit
Bold and shaded - Analyte concentration exceeds the Type 1 RRS
JM (Organic) - Estimated analyte concentration; spike sample recovery outside control limits
M (Organic) - Spike sample recovery outside control limits
N - Spike sample recovery outside of control limits
R - Sample data results rejected due to deficiencies in the ability to meet quality control standards
RRS - Risk Reduction Standard
< - Analyte not detected at referenced detection limit
UJ - Analyte not detected; low method bias and/or matrix interference
UN - Analyte not detected; spiked sample recovery outside of control limits
UR - Analyte not detected; data rejected
UWN - Analyte not detected; post digestion spike and spike sample recovery outside control limits

Appendix E-1
Summary of Historical Groundwater Sampling Data - Alluvium, Galliard, and Saprolite Monitoring Wells
January 2001 through July 2017
Atlanta Gas Light Company
Former Manufactured Gas Plant Site
Augusta, Georgia

Chemical Name	Type 1 Risk Reduction Standard	Location ID	MW-306SAP																							
		Sample Date	7/25/2017	1/24/2017	7/26/2016	1/19/2016	7/28/2015	1/14/2015	7/15/2014	1/7/2014	7/9/2013	1/8/2013	7/24/2012	1/17/2012	7/6/2011	1/18-19/2011	1/6/2010	7/21/2009	1/19/2009	7/22/2008	1/22/2004	1/16/2003	7/10/2002	1/16/2002	7/11/2001	1/24/2001
		Unit	Post-ISCO																		Pre-ISCO					
Field Parameters																										
Conductivity	*	mS/cm	1.458	1.521	1.503	1.614	1459	1.390	1.375	1.493	1.431	1.330	1.268	1.268	1.497	1.172	0.899	1.617	1.319	1.62	--	--	--	--	--	--
Dissolved Oxygen (YSI)	*	mg/L	2.25	2.2	1.54	3.51	0.65	1.21	4.87	5.23	5.53	--	4.75	4.75	4.20	5.69	9.89	6.26	2.5	0.78	--	--	--	--	--	--
Oxidation Reduction Potential	*	mV	17.5	-9.9	29.9	8.1	-28.1	-23.2	-3.6	-38.8	25.3	-34.0	128.7	128.7	2.0	5.31	-12.1	-71.9	6.03	1.5	--	--	--	--	--	--
pH	*	SU	6.07	6.1	5.88	6.17	6.06	6.06	6.43	6.47	6.10	6.44	3.84	3.84	6.34	220.0	6.29	6.6	11.7	6.15	--	--	--	--	--	--
Temperature	*	Celsius	24.92	19.15	23.76	18.37	25.9	15.40	25.72	16.77	21.87	19.92	15.83	15.83	24.26	15.19	13.66	30.52	16.04	25.77	--	--	--	--	--	--
Turbidity	*	NTU	5.53	8.49	2.85	56.2	8.55	12.80	33.3	28.6	90.4	18.00	20.9	20.9	22.9	21	NM	9.8	9.83	9.39	--	--	--	--	--	--
Monitored Natural Attenuation Parameters																										
Carbon Dioxide	*	mg/L	--	--	--	--	--	--	--	--	--	--	--	--	--	--	--	--	--	--	--	--	--	--	--	--
Iron	*	mg/L	--	--	--	--	--	--	--	--	--	--	--	--	--	--	--	--	--	--	1.1	18	16	10	17	16
Iron, as Ferrous (Fe+2)	*	mg/L	--	--	--	--	--	--	--	--	--	--	--	--	--	--	--	--	--	--	--	--	--	--	--	--
Manganese, Total	*	mg/L	--	--	--	--	--	--	--	--	--	--	--	--	--	--	--	--	--	--	1	3.9	3.8	4.9	4.0 N	4.0
Manganese, Dissolved	*	mg/L	--	--	--	--	--	--	--	--	--	--	--	--	--	--	--	--	--	--	--	--	--	--	--	--
Methane	*	µg/L	--	--	--	--	--	--	--	--	--	--	--	--	--	--	--	--	--	--	--	--	--	--	--	--
Nitrate	*	mg/L	--	--	--	--	--	--	--	--	--	--	--	--	--	--	--	--	--	--	--	--	--	--	--	--
Nitrogen	*	mg/L	--	--	--	--	--	--	--	--	--	--	--	--	--	--	--	--	--	--	--	--	--	--	--	--
Nitrogen, ammonia (as N)	*	mg/L	--	--	--	--	--	--	--	--	--	--	--	--	--	--	--	--	--	--	--	--	--	--	--	--
Oxygen	*	mg/L	--	--	--	--	--	--	--	--	--	--	--	--	--	--	--	--	--	--	--	--	--	--	--	--
Sulfate	*	mg/L	--	--	--	--	--	--	--	--	--	--	--	--	--	--	--	--	--	--	--	--	--	--	--	--
Sulfide	*	mg/L	--	--	--	--	--	--	--	--	--	--	--	--	--	--	--	--	--	--	--	--	--	--	--	--
Volatile Organic Compounds																										
Acetone	4,000	µg/L	< 50	< 50	< 50	< 50	< 50	< 50	< 50	< 50	< 50	< 100	< 100	< 5.0	< 5.0	< 5.0	< 100	< 100	< 100	< 100	2,500 U	**25**	25 U	25 U	**18 J**	25 U
Benzene	5	µg/L	< 5.0	< 5.0	< 5.0	< 5.0	< 5.0	< 5.0	< 5.0	< 5.0	< 5.0	< 5.0	< 5.0	< 0.25	< 0.25	0.57 J	< 5.0	< 5.0	< 5.0	< 5.0	**2,100**	**0.16 J**	1.0 U	1.0 U	**0.17 J**	**0.22 J**
Carbon Disulfide	4,000	µg/L	< 5.0	< 5.0	< 5.0	< 5.0	< 5.0	< 5.0	< 5.0	< 5.0	< 5.0	< 5.0	< 5.0	< 0.60	< 0.60	< 0.60	< 5.0	< 5.0	< 5.0	< 5.0	100 U	1.0 U	1.0 U	1.0 U	1.0 U	1.0 U
Ethylbenzene	700	µg/L	< 5.0	< 5.0	< 5.0	< 5.0	< 5.0	< 5.0	< 5.0	< 5.0	< 5.0	< 5.0	< 5.0	< 0.11	< 0.11	< 0.11	< 5.0	< 5.0	< 5.0	< 5.0	**290**	**0.11 J**	**0.29 J**	1.0 U	1.0 U	1.0 U
Methylene Chloride	5	µg/L	< 5.0	< 5.0	< 5.0	< 5.0	< 5.0	< 5.0	< 5.0	< 5.0	< 5.0	< 5.0	< 5.0	< 1.0	**2.8 J B**	< 1.0	< 5.0	< 5.0	< 5.0	< 5.0	500 U	5.0 U	5.0 U	5.0 U	5.0 U	5.0 U
Toluene	1,000	µg/L	< 5.0	< 5.0	< 5.0	< 5.0	< 5.0	< 5.0	< 5.0	< 5.0	< 5.0	< 5.0	< 5.0	< 0.33	< 0.33	< 0.33	< 5.0	< 5.0	< 5.0	< 5.0	100 U	**4.0 J**	1.0 U	1.0 U	**0.29 J**	1.0 U
Trichloroethylene	5	µg/L	< 5.0	< 5.0	< 5.0	< 5.0	< 5.0	< 5.0	< 5.0	< 5.0	< 5.0	< 5.0	< 5.0	< 0.13	< 0.13	< 0.13	< 5.0	< 5.0	< 5.0	< 5.0	100 U	**0.2 J**	1.0 U	1.0 U	1.0 U	1.0 U
Xylenes, total	2,000	µg/L	< 5.0	< 5.0	< 5.0	< 5.0	< 5.0	< 5.0	< 5.0	< 5.0	< 5.0	< 5.0	< 5.0	< 0.20	< 0.20	< 0.20	< 5.0	< 5.0	< 5.0	< 5.0	200 U	**0.13 J**	2.0 U	2.0 U	2.0 U	2.0 U
Semivolatile Organic Compounds																										
2-Methylnaphthalene	*	µg/L	--	--	--	--	--	--	--	--	--	--	--	--	--	--	--	--	--	--	**44**	10 U	10 U	14 U	10 U	10 U
Acenaphthene	2,000	µg/L	< 0.5	< 0.5	< 0.5	< 0.5	< 0.5	< 0.50	< 0.50	< 0.50	< 0.50	< 0.22	< 0.20	< 0.096	< 0.099	< 0.10	< 0.19	< 0.20	**0.041 J***	**0.038 J**	**19**	10 U	**0.32 J**	14 U	10 U	**0.27 J**
Acenaphthylene	10	µg/L	< 1.0	< 1.0	< 1.0	< 1.0	< 1.0	< 1.0	< 1.0	< 1.0	< 1.0	< 0.22	< 0.20	< 0.096	< 0.099	< 0.10	< 0.19	< 0.20	< 0.19 *	< 0.19	**0.21**	10 U	10 U	14 U	10 U	10 U
Anthracene	10	µg/L	< 0.05	**0.055**	< 0.05	< 0.05	< 0.05	< 0.050	< 0.050	< 0.050	< 0.050	< 0.22	< 0.20	< 0.096	< 0.099	< 0.10	< 0.19	< 0.20	< 0.19 *	< 0.19	**0.28**	10 U	10 U	14 U	10 U	10 U
Benz(a)anthracene	0.1	µg/L	< 0.05	< 0.05	< 0.05	< 0.05	< 0.05	< 0.050	< 0.050	< 0.050	< 0.050	< 0.22	< 0.20	< 0.096	< 0.099	< 0.10	< 0.19	< 0.20	< 0.19	< 0.19	0.2 U	10 U	10 U	14 U	10 U	10 U
Benzo(a)pyrene	0.2	µg/L	< 0.05	< 0.05	< 0.05	< 0.05	< 0.05	< 0.050	< 0.050	< 0.050	< 0.050	< 0.22	< 0.20	< 0.096	< 0.099	< 0.10	< 0.19	< 0.20	< 0.19	< 0.19	0.2 U	10 U	10 U	14 U	10 U	10 U
Benzo(b)fluoranthene	0.2	µg/L	< 0.1	< 0.1	< 0.1	< 0.1	< 0.1	< 0.10	< 0.10	< 0.10	< 0.10	< 0.22	< 0.20	< 0.096	< 0.099	< 0.10	< 0.19	< 0.20	< 0.19	< 0.19	0.2 U	10 U	10 U	14 U	10 U	10 U
Benzo(g,h,i)perylene	10	µg/L	< 0.1	< 0.1	< 0.1	< 0.1	< 0.1	< 0.10	< 0.10	< 0.10	< 0.10	< 0.22	< 0.20	< 0.096	**0.38**	< 0.10	< 0.19	< 0.20	< 0.19	< 0.19	0.2 U	10 U	10 U	14 U	10 U	10 U
Benzo(k)fluoranthene	10	µg/L	< 0.05	< 0.05	< 0.05	< 0.05	< 0.05	< 0.050	< 0.050	< 0.050	< 0.050	< 0.22	< 0.20	< 0.096	< 0.099	< 0.10	< 0.19	< 0.20	< 0.19 *	< 0.19	0.2 U	10 U	10 U	14 U	10 U	10 U
Chrysene	0.2	µg/L	< 0.05	< 0.05	< 0.05	< 0.05	< 0.05	< 0.050	< 0.050	< 0.050	< 0.050	< 0.22	< 0.20	< 0.043	< 0.045	< 0.045	< 0.19	< 0.20	< 0.19	< 0.19	0.2 U	10 U	10 U	14 U	10 U	10 U
Dibenzo(a,h)anthracene	0.3	µg/L	< 0.1	< 0.1	< 0.1	< 0.1	< 0.1	< 0.10	< 0.10	< 0.10	< 0.10	< 0.22	< 0.20	< 0.096	< 0.099	< 0.10	< 0.19	< 0.20	< 0.19	< 0.19	0.2 U	10 U	10 U	14 U	10 U	10 U
Dibenzofuran	1	µg/L	--	--	--	--	--	--	--	--	--	--	--	--	--	--	--	--	--	--	**2.5**	10 U	10 U	14 U	10 U	10 U
Fluoranthene	1,000	µg/L	< 0.1	< 0.1	< 0.1	< 0.1	< 0.1	< 0.10	< 0.10	< 0.10	< 0.10	< 0.22	< 0.20	< 0.096	< 0.099	< 0.10	< 0.19	< 0.20	**0.023 J***	< 0.19	0.2 U	10 U	10 U	14 U	10 U	10 U
Fluorene	1,000	µg/L	< 0.1	**0.2**	< 0.1	< 0.1	< 0.1	< 0.10	< 0.10	< 0.10	< 0.10	< 0.22	< 0.20	< 0.096	< 0.099	< 0.10	< 0.19	< 0.20	< 0.19 *	< 0.19	**2.3**	10 U	10 U	14 U	10 U	10 U
Indeno(1,2,3-cd)pyrene	0.4	µg/L	< 0.05	< 0.05	< 0.05	< 0.05	< 0.05	< 0.050	< 0.050	< 0.050	< 0.050	< 0.22	< 0.20	< 0.096	**0.23**	< 0.10	< 0.19	< 0.20	< 0.19	< 0.19	0.2 U	10 U	10 U	14 U	10 U	10 U
Naphthalene	20	µg/L	< 0.5	**0.73**	< 0.5	< 0.5	< 0.5	**0.66**	< 0.50	< 0.50	< 0.50	< 0.22	< 0.20	**0.18 J**	< 0.099	**0.14 J**	< 0.19	< 0.20	**0.099 J**	**0.083 J**	**390**	10 U	10 U	14 U	10 U	10 U
Phenanthrene	10	µg/L	< 0.05	**0.14**	< 0.05	< 0.05	< 0.05	< 0.50	< 0.050	< 0.050	< 0.050	< 0.22	< 0.20	< 0.096	< 0.099	< 0.10	< 0.19	< 0.20	< 0.19 *	< 0.19	**2.2**	10 U	10 U	14 U	10 U	10 U
Pyrene	1,000	µg/L	< 0.05	**0.067**	< 0.05	< 0.05	< 0.05	< 0.050	< 0.050	< 0.050	< 0.050	< 0.22	< 0.20	< 0.096	< 0.099	< 0.10	< 0.19	< 0.20	< 0.19	< 0.19	0.2 U	10 U	10 U	14 U	10 U	10 U
Inorganic Compounds																										
Aluminum (fume or dust)	*	mg/L	--	--	--	--	--	--	--	--	--	--	--	--	--	--	--	--	--	--	0.2 U	**3.1**	**0.1 B**	**0.029 B**	0.2 U	**0.71**
Antimony	0.01	mg/L	< 0.006	< 0.006	< 0.006	< 0.006	< 0.02	< 0.0200	< 0.0200	< 0.0200	< 0.0200	< 0.020	< 0.020	< 0.0053	< 0.0053	< 0.0053	< 0.020	< 0.020	< 0.020	< 0.020	0.02 U	0.020 U	0.02 U	0.02 U	0.02 U	0.02 U
Arsenic	0.05	mg/L	< 0.05	< 0.05	< 0.05	< 0.05	< 0.05	< 0.0500	< 0.0500	< 0.0500	< 0.0500	< 0.020	< 0.020	< 0.0046	< 0.0046	< 0.0046	< 0.020	< 0.020	< 0.010	< 0.010	0.01 U	0.010 U	0.01 U	0.01 U	0.01 U	0.01 U
Barium	2	mg/L	**0.685**	**0.621**	**0.704**	**0.756**	**0.682**	**0.648**	**0.657**	**0.666**	**0.654**	**0.63**	**0.78**	**0.68**	**0.63**	**0.68**	**0.63**	**0.65**	**0.67**	**0.71**	**0.32**	**0.59**	**0.56**	**0.61**	**0.52**	**0.53**
Beryllium	0.004	mg/L	< 0.004	< 0.004	< 0.004	< 0.004	< 0.01	< 0.0100	< 0.0100	< 0.0100	< 0.0100	< 0.0040	< 0.0040	< 0.00020	< 0.00020	**0.00029 J**	< 0.0040	< 0.0040	< 0.0040	< 0.0040	0.004 U	0.0040 U	**0.00054 B**	0.004 U	0.004 U	0.004 U
Cadmium	0.005	mg/L	< 0.005	< 0.005	< 0.005	< 0.005	< 0.005	< 0.0050	< 0.0050	< 0.0050	< 0.0050	< 0.0050	< 0.0050	< 0.0020	< 0.0020	< 0.0020	< 0.0050	< 0.0050	< 0.0050	< 0.0050	0.005 U	0.0050 U	0.005 U	0.005 U	0.005 U	0.005 U
Calcium metal	*	mg/L	--	--	--	--	--	--	--	--	--	--	--	--	--	--	--	--	--	--	**27**	**61**	**57**	**69**	**59**	**56**
Chromium	0.1	mg/L	**0.0178**	< 0.01	< 0.01	< 0.01	< 0.01	< 0.0100	< 0.0100	< 0.0100	< 0.0100	< 0.010	**0.42**	**0.0024 J**	**0.0013 J**	**0.0091 J**	< 0.010	< 0.010	**0.0056 J**	< 0.010	0.01 U	**0.034**	0.01 U	0.01 U	0.01 UN	**0.0039 B**
Cobalt	*	mg/L	--	--	--	--	--	--	--	--	--	--	--	--	--	--	--	--	--	--	0.01 U	**0.0060 B**	**0.0042 B**	**0.0035 B**	**0.0044 B**	**0.0025 B**
Copper	1.3	mg/L	< 0.01	< 0.01	< 0.01	< 0.01	< 0.01	< 0.0100	< 0.0100	< 0.0100	< 0.0100	< 0.020	< 0.020	< 0.0019	< 0.0019	**0.0026 JB**	< 0.020	< 0.020	< 0.020	< 0.020	0.02 U	**0.0054 B**	0.02 U	0.02 U	0.02 UN	**0.0014 B**
Cyanide	0.2	mg/L	< 0.01	< 0.01	< 0.01 UJ	< 0.01	< 0.01	0.010	< 0.010	< 0.010	< 0.010	< 0.010	< 0.010	< 0.0050	< 0.0050	< 0.0050	< 0.010	< 0.010	< 0.010	< 0.010	0.01 U	0.010 U	0.01 U	0.01 U	0.01 U	0.01 U
Lead	0.015	mg/L	< 0.01	< 0.01	< 0.01	< 0.01	< 0.01	< 0.0100	< 0.0100	< 0.0100	< 0.0100	< 0.010	< 0.010	< 0.0040	< 0.0040	< 0.0040	< 0.010	< 0.010	< 0.0050	< 0.0050	0.005 U	0.0050 U	0.005 U	0.005 U	0.005 U	0.005 U
Magnesium	*	mg/L	--	--	--	--	--	--	--	--	--	--	--	--	--	--	--	--	--	--	**14**	**35**	**33**	**40**	**34**	**33**
Mercury	0.002	mg/L	< 0.0002	< 0.0002	< 0.0002	< 0.0002	< 0.0002	< 0.00020	< 0.00020	< 0.00020	< 0.00020	< 0.00020	< 0.00020	< 0.000091	< 0.000091	< 0.000091	< 0.00020	< 0.00020	< 0.00020	< 0.00020	0.0002 U	0.00020 U	0.0002 U	0.0002 U	0.0002 U	0.00020 U
Nickel	0.1	mg/L	**0.38**	**0.351**	**0.422**	**0.300**	**0.306**	**0.151**	**0.378**	**0.315**	**0.305**	**0.59**	**0.59**	**0.30**	**0.27**	**0.38**	**0.36**	**0.20**	**0.027 J**	**0.034 J**	0.04 U	**0.024 B**	**0.018 B**	**0.032 B**	**0.026 B**	**0.029 B**
Potassium	*	mg/L	--	--	--	--	--	--	--	--	--	--	--	--	--	--	--	--	--	--	**3.0**	**3.8**	**3.9**	**3.5**	**3.7**	**3.7**
Selenium	0.05	mg/L	< 0.02	< 0.02	< 0.02	< 0.02	< 0.02	< 0.0200	< 0.0200	< 0.0200	< 0.0200	< 0.020	< 0.020	< 0.0064	< 0.0064	< 0.0064	< 0.020	< 0.020	< 0.010	< 0.010	0.01 U	0.010 U	0.01 U	0.01 U	0.01 U	0.01 U
Sodium	*	mg/L	--	--	--	--	--	--	--	--	--	--	--	--	--	--	--	--	--	--	**25**	**210**	**140**	**120**	**160**	**150**
Thallium	0.002	mg/L	< 0.002	< 0.002	< 0.002	< 0.002	< 0.02	< 0.0200	< 0.0200	< 0.0200	< 0.0200	< 0.0010	< 0.0010	< 0.00025	< 0.00025	< 0.00025	< 0.0010	< 0.0010	< 0.0010	< 0.0010	0.001 U	0.0020 UWN	0.002 UWN	0.002 U	0.002 UW	0.002 UW
Vanadium (fume or dust)	0.2	mg/L	< 0.01	< 0.01	< 0.01	< 0.01	< 0.01	< 0.0100	< 0.0100	< 0.0100	< 0.0100	< 0.010	**0.010**	< 0.0024	< 0.0024	< 0.0024	< 0.010	< 0.010	< 0.010	< 0.010	0.01 U	**0.0055 B**	0.01 U	0.01 U	0.01 U	0.01 U
Zinc	2	mg/L	< 0.02	< 0.02	< 0.02	**0.0616**	< 0.02	< 0.0200	< 0.0200	< 0.0200	< 0.0200	< 0.020	**0.099**	< 0.0087	**0.0087 J**	**0.0099 J**	< 0.020	< 0.020	**0.011 J**	< 0.020	**0.051**	**0.0067 B**	**0.009 B**	0.02 U	0.02 U	**0.0076 B**

Notes:
* - Not a HSRA regulated compound
ISCO - *in-situ* chemical oxidation

Data Qualifier Defintions:
-- - Not analyzed
B (Inorganics) - Estimated analyte concentration
D - Analyte concentration reported from secondary dilution
DB - Analyte concentration reported from secondary dilution; analyte detected in method blank
H - Holding time exceeded for sample
J - Estimated analyte concentration
JB (Organic) - Estimated analyte concentration; analyte detected in method blank
Bold = Exceeds the laboratory detection limit
Bold and shaded - Analyte concentration exceeds the Type 1 RRS
JM (Organic) - Estimated analyte concentration; spike sample recovery outside control limits
M (Organic) - Spike sample recovery outside control limits
N - Spike sample recovery outside of control limits
R - Sample data results rejected due to deficiencies in the ability to meet quality control standards
RRS - Risk Reduction Standard
< - Analyte not detected at referenced detection limit
UJ - Analyte not detected; low method bias and/or matrix interference
UN - Analyte not detected; spiked sample recovery outside of control limits
UR - Analyte not detected; data rejected
UWN - Analyte not detected; post digestion spike and spike sample recovery outside control limits

Appendix E-1
Summary of Historical Groundwater Sampling Data - Alluvium, Galliard, and Saprolite Monitoring Wells
January 2001 through July 2017
Atlanta Gas Light Company
Former Manufactured Gas Plant Site
Augusta, Georgia

Chemical Name	Type 1 Risk Reduction Standard	Location ID	MW-307D																															
		Sample Date	7/28/2015	1/29/2015	7/15/2014	1/7/2014	7/10/2013	1/8/2013	7/23/2012	1/16/2012	7/6/2011	1/18/2011	7/14/2010	1/7/2010	7/21/2009	1/19/2009	7/16/2008	1/9/2008	7/11/2007	2/14/2007	7/12/2006	1/11/2006	7/22/2005	1/19/2005	7/16/2004	1/23/2004	7/17/2003	1/15/2003	1/03 DUP	7/9/2002	1/16/2002	7/10/2001	1/22/2001
		Unit	Post-ISCO																				Pre-ISCO											
Field Parameters																																		
Conductivity	*	mS/cm	502	0.457	0.55	0.546	0.446	0.536	0.392	0.498	0.498	0.457	0.490	0.411	0.487	0.534	0.574	0.622	0.456	0.563	0.505	--	--	--	--	--	--	--	--	--	--	--	--	--
Dissolved Oxygen (YSI)	*	mg/L	0.3	2.64	0.34	0.13	0.12	0.31	0.40	1.91	2.02	0.67	0.29	1.2	0.25	0.27	0.3	0.21	0.22	0.25	0.33	--	--	--	--	--	--	--	--	--	--	--	--	--
Oxidation Reduction Potential	*	mV	-42.3	1.9	-70.6	-57.0	-30.3	-30.2	-25.6	-74.6	-43.1	-53.7	-56.8	-0.6	-29.9	-64.6	-88.8	-74.4	-67.4	-84.5	-65.1	--	--	--	--	--	--	--	--	--	--	--	--	--
pH	*	SU	6.38	6.43	6.58	6.47	6.76	6.47	6.25	6.36	6.58	6.57	6.24	6.01	6.38	6.26	6.21	6.25	6.33	6.42	6.41	--	--	--	--	--	--	--	--	--	--	--	--	--
Temperature	*	Celsius	26.3	19.53	22.36	19.99	22.26	19.98	23.40	20.27	21.22	18.21	22.02	17.98	20.74	19.7	21.17	20.40	22.15	19.14	22.83	--	--	--	--	--	--	--	--	--	--	--	--	--
Turbidity	*	NTU	8.85	4.28	1.87	4.91	2.82	0.72	5.02	9.70	1.81	3.34	9.7	3.57	4.9	7.76	3.87	4.90	4.8	1.43	1.41	--	--	--	--	--	--	--	--	--	--	--	--	--
Monitored Natural Attenuation Parameters																																		
Carbon Dioxide	*	µg/L	--	--	--	--	--	--	--	--	--	--	--	--	--	--	--	--	--	--	--	--	--	--	--	--	--	--	--	--	--	--	--	--
Iron	*	mg/L	--	--	--	--	--	--	--	--	--	--	--	--	--	--	--	--	--	--	--	17.2	16.8	15	15	28	2.3	1.7	3.6	1.5	1.8	1.7	0.31 N
Iron, as Ferrous (Fe+2)	*	mg/L	--	--	--	--	--	--	--	--	--	--	--	--	--	--	--	--	--	--	--	--	--	--	--	--	--	--	--	--	--	--	--	--
Manganese, Total	*	mg/L	--	--	--	--	--	--	--	--	--	--	--	--	--	--	--	--	--	--	--	0.499	0.616	0.62	0.68	1.2	0.33	0.21	2.0	0.17	0.27	0.37	0.49
Manganese, Dissolved	*	mg/L	--	--	--	--	--	--	--	--	--	--	--	--	--	--	--	--	--	--	--	--	--	--	--	--	--	--	--	--	--	--	--	--
Methane	*	µg/L	--	--	--	--	--	--	--	--	--	--	--	--	--	--	--	--	--	--	--	--	--	--	--	--	--	--	--	--	--	--	--	--
Nitrate	*	mg/L	--	--	--	--	--	--	--	--	--	--	--	--	--	--	--	--	--	--	--	--	--	--	--	--	--	--	--	--	--	--	--	--
Nitrogen	*	mg/L	--	--	--	--	--	--	--	--	--	--	--	--	--	--	--	--	--	--	--	--	--	--	--	--	--	--	--	--	--	--	--	--
Nitrogen, ammonia (as N)	*	mg/L	--	--	--	--	--	--	--	--	--	--	--	--	--	--	--	--	--	--	--	--	--	--	--	--	--	--	--	--	--	--	--	--
Oxygen	*	mg/L	--	--	--	--	--	--	--	--	--	--	--	--	--	--	--	--	--	--	--	--	--	--	--	--	--	--	--	--	--	--	--	--
Sulfate	*	mg/L	--	--	--	--	--	--	--	--	--	--	--	--	--	--	--	--	--	--	--	--	--	--	--	--	--	--	--	--	--	--	--	--
Sulfide	*	mg/L	--	--	--	--	--	--	--	--	--	--	--	--	--	--	--	--	--	--	--	--	--	--	--	--	--	--	--	--	--	--	--	--
Volatile Organic Compounds																																		
Acetone	4,000	µg/L	< 50	< 50	< 50	< 50	< 50	<100	< 5.0	< 5.0	< 5.0	< 5.0	**7.5 J**	< 100	< 100	< 100	< 100	< 50	< 50	< 50	50 U	10 U	25 U	25 U	25 U	25 U	25 U	25 U	25 U	25 U	25 U	25 U	25 U
Benzene	5	µg/L	< 5.0	< 5.0	< 5.0	< 5.0	< 5.0	< 5.0	< 0.25	< 0.25	< 0.25	< 0.25	< 5.0	< 5.0	< 5.0	< 5.0	< 5.0	< 5.0	< 5	< 5	5 U	1.0 U	1.0 U	1.0 U	1.0 U	1.0 U	1.0 U	1.0 U	**0.16 J**	1.0 U	1.0 U	**0.18 J**	1.0 U
Carbon Disulfide	4,000	µg/L	< 5.0	< 5.0	< 5.0	< 5.0	< 5.0	< 5.0	< 0.60	< 0.60	< 0.60	< 0.60	< 5.0	< 5.0	< 5.0	< 5.0	< 5.0	< 5.0	< 5	< 5	5 U	1.0 U	1.0 U	1.0 U	1.0 U	1.0 U	1.0 U	1.0 U	1.0 U	1.0 U	1.0 U	1.0 U	1.0 U
Ethylbenzene	700	µg/L	< 5.0	< 5.0	< 5.0	< 5.0	< 5.0	< 5.0	< 0.11	< 0.11	< 0.11	< 0.11	< 5.0	< 5.0	< 5.0	< 5.0	< 5.0	< 5.0	< 5	< 5	5 U	1.0 U	1.0 U	1.0 U	1.0 U	1.0 U	1.0 U	1.0 U	1.0 U	1.0 U	1.0 U	1.0 U	**0.17 J**
Methylene Chloride	5	µg/L	< 5.0	< 5.0	< 5.0	< 5.0	< 5.0	< 5.0	< 1.0	< 1.0	**3.3 J B**	< 1.0	< 5.0	< 5.0	< 5.0	< 5.0	< 5.0	< 5.0	< 5	< 5	5 U	1.0 U	5.0 U	5.0 U	5.0 U	5.0 U	5.0 U	5.0 U	5.0 U	5.0 U	5.0 U	5.0 U	5.0 U
Toluene	1,000	µg/L	< 5.0	< 5.0	< 5.0	< 5.0	< 5.0	< 5.0	< 0.33	< 0.33	< 0.33	< 0.33	< 5.0	< 5.0	< 5.0	< 5.0	< 5.0	< 5.0	< 5	< 5	5 U	**3.2**	1.0 U	1.0 U	1.0 U	1.0 U	1.0 U	1.0 U	1.0 U	1.0 U	1.0 U	1.0 U	1.0 U
Trichloroethylene	5	µg/L	< 5.0	< 5.0	< 5.0	< 5.0	< 5.0	< 5.0	< 0.13	< 0.13	< 0.13	< 0.13	< 5.0	< 5.0	< 5.0	< 5.0	< 5.0	< 5.0	< 5	< 5	5 U	1.0 U	1.0 U	1.0 U	1.0 U	1.0 U	1.0 U	1.0 U	1.0 U	1.0 U	1.0 U	1.0 U	1.0 U
Xylenes, total	2,000	µg/L	< 5.0	< 5.0	< 5.0	< 5.0	< 5.0	< 5.0	< 0.20	< 0.20	< 0.20	< 0.20	< 5.0	< 5.0	< 5.0	< 5.0	< 5.0	< 5.0	< 5	< 5	5 U	0.002 U	2.0 U	2.0 U	2.0 U	2.0 U	2.0 U	2.0 U	2.0 U	2.0 U	2.0 U	2.0 U	2.0 U
Semivolatile Organic Compounds																																		
2-Methylnaphthalene	*	µg/L	--	--	--	--	--	--	--	--	--	--	--	--	--	--	--	--	--	--	--	0.2 U	0.2 U	0.2 U	0.2 U	0.2 U	10 U	10 U	10 U	10 U	10 U	10 U	10 U
Acenaphthene	2,000	µg/L	< 0.5	< 0.50	< 0.50	< 0.50	< 0.50	<0.20	< 0.098	< 0.11	< 0.11	< 0.11	< 0.19	< 0.19	< 0.19	< 19 *	< 0.19	< 10	< 10	< 10	10 U	0.2 U	0.2 U	0.2 U	0.2 U	0.2 U	10 U	10 U	10 U	10 U	10 U	10 U	10 U
Acenaphthylene	10	µg/L	< 1.0	< 1.0	< 1.0	< 1.0	< 1.0	<0.20	< 0.098	< 0.11	< 0.11	< 0.11	< 0.19	< 0.19	< 0.19	< 19 *	< 0.19	< 10	< 10	< 10	10 U	0.2 U	0.2 U	0.2 U	0.2 U	0.2 U	10 U	10 U	10 U	10 U	10 U	10 U	10 U
Anthracene	10	µg/L	< 0.05	< 0.050	**0.057**	< 0.050	< 0.050	<0.20	< 0.098	< 0.11	< 0.11	< 0.11	< 0.19	< 0.19	< 0.19	< 19 *	< 0.19	< 10	< 10	< 10	10 U	0.2 U	0.2 U	0.2 U	0.2 U	0.2 U	10 U	10 U	10 U	10 U	10 U	10 U	10 U
Benz(a)anthracene	0.1	µg/L	< 0.05	< 0.050	< 0.050	< 0.050	< 0.050	<0.20	< 0.098	< 0.11	< 0.11	< 0.11	< 0.19	< 0.19	< 0.19	< 19	< 0.19	< 0.050	< 0.05	< 0.05	0.05 U	0.2 U	0.2 U	0.2 U	0.2 U	0.2 U	10 U	10 U	10 U	10 U	10 U	10 U	10 U
Benzo(a)pyrene	0.2	µg/L	< 0.05	< 0.050	< 0.050	< 0.050	< 0.050	<0.20	< 0.098	< 0.11	< 0.11	< 0.11	< 0.19	< 0.19	< 0.19	< 19	< 0.19	< 0.050	< 0.05	< 0.05	0.05 U	0.2 U	0.2 U	0.2 U	0.2 U	0.2 U	10 U	10 U	10 U	10 U	10 U	10 U	10 U
Benzo(b)fluoranthene	0.2	µg/L	< 0.1	< 0.10	< 0.10	< 0.10	< 0.10	<0.20	< 0.098	< 0.11	< 0.11	< 0.11	< 0.19	< 0.19	< 0.19	< 19	< 0.19	< 0.10	< 0.1	< 0.1	0.1 U	0.2 U	0.2 U	0.2 U	0.2 U	0.2 U	10 U	10 U	10 U	10 U	10 U	10 U	10 U
Benzo(g,h,i)perylene	10	µg/L	< 0.1	< 0.10	< 0.10	< 0.10	< 0.10	<0.20	< 0.098	< 0.11	< 0.11	< 0.11	< 0.19	< 0.19	< 0.19	< 19	< 0.19	< 10	< 10	< 10	10 U	0.2 U	0.2 U	0.2 U	0.2 U	0.2 U	10 U	10 U	10 U	10 U	10 U	10 U	10 U
Benzo(k)fluoranthene	10	µg/L	< 0.05	< 0.050	< 0.050	< 0.050	< 0.050	<0.20	< 0.098	< 0.11	< 0.11	< 0.11	< 0.19	< 0.19	< 0.19	< 19 *	< 0.19	< 10	< 10	< 10	10 U	0.2 U	0.2 U	0.2 U	0.2 U	0.2 U	10 U	10 U	10 U	10 U	10 U	10 U	10 U
Chrysene	0.2	µg/L	< 0.05	< 0.050	< 0.050	< 0.050	< 0.050	<0.20	< 0.044	< 0.050	< 0.049	< 0.049	< 0.19	< 0.19	< 0.19	< 19	< 0.19	< 0.050	< 0.05	< 0.05	0.05 U	0.2 U	0.2 U	0.2 U	0.2 U	0.2 U	10 U	10 U	10 U	10 U	10 U	10 U	10 U
Dibenzo(a,h)anthracene	0.3	µg/L	< 0.1	< 0.10	< 0.10	< 0.10	< 0.10	<0.20	< 0.098	< 0.11	< 0.11	< 0.11	< 0.19	< 0.19	< 0.19	< 19	< 0.19	< 0.10	< 0.1	< 0.1	0.1 U	0.2 U	0.2 U	0.2 U	0.2 U	0.2 U	10 U	10 U	10 U	10 U	10 U	10 U	10 U
Dibenzofuran	1	µg/L	--	--	--	--	--	--	--	--	--	--	--	--	--	--	--	--	--	--	--	1.0 U	0.2 U	0.2 U	0.2 U	0.2 U	10 U	10 U	10 U	10 U	10 U	10 U	10 U
Fluoranthene	1,000	µg/L	< 0.1	< 0.10	< 0.10	< 0.10	< 0.10	<0.20	< 0.098	< 0.11	< 0.11	< 0.11	< 0.19	< 0.19	< 0.19	< 19 *	< 0.19	< 10	< 10	< 10	10 U	0.2 U	0.2 U	0.2 U	0.2 U	0.2 U	10 U	10 U	10 U	10 U	10 U	10 U	10 U
Fluorene	1,000	µg/L	< 0.1	< 0.10	< 0.10	< 0.10	< 0.10	<0.20	< 0.098	< 0.11	< 0.11	< 0.11	< 0.19	< 0.19	< 0.19	< 19 *	< 0.19	< 10	< 10	< 10	10 U	0.2 U	0.2 U	0.2 U	0.2 U	0.2 U	10 U	10 U	10 U	10 U	10 U	10 U	10 U
Indeno(1,2,3-cd)pyrene	0.4	µg/L	< 0.05	< 0.050	< 0.050	< 0.050	< 0.050	<0.20	< 0.098	< 0.11	< 0.11	< 0.11	< 0.19	< 0.19	< 0.19	< 19	< 0.19	< 0.050	< 0.05	< 0.05	0.05 U	0.2 U	0.2 U	0.2 U	0.2 U	0.2 U	10 U	10 U	10 U	10 U	10 U	10 U	10 U
Naphthalene	20	µg/L	< 0.5	< 0.50	< 0.50	< 0.50	< 0.50	<0.20	< 0.098	< 0.11	< 0.11	< 0.11	**0.35**	< 0.19	< 0.19	< 19	< 0.19	< 10	< 10	< 10	10 U	0.2 U	0.2 U	0.2 U	0.2 U	0.2 U	**11**	10 U	10 U	10 U	10 U	10 U	10 U
Phenanthrene	10	µg/L	< 0.05	< 0.050	< 0.050	< 0.050	< 0.050	<0.20	< 0.098	< 0.11	< 0.11	< 0.11	< 0.19	< 0.19	< 0.19	< 19 *	< 0.19	< 10	< 10	< 10	10 U	0.2 U	0.2 U	0.2 U	0.2 U	0.2 U	10 U	10 U	10 U	10 U	10 U	10 U	10 U
Pyrene	1,000	µg/L	**0.056**	**0.079**	< 0.050	**0.065**	< 0.050	<0.20	< 0.098	< 0.11	< 0.11	< 0.11	< 0.19	< 0.19	< 0.19	< 19	< 0.19	< 10	< 10	< 10	10 U	0.2 U	0.2 U	0.2 U	0.2 U	0.2 U	10 U	10 U	10 U	10 U	10 U	10 U	10 U
Inorganic Compounds																																		
Aluminum (fume or dust)	*	mg/L	--	--	--	--	--	--	--	--	--	--	--	--	--	--	--	--	--	--	--	0.2 U	0.2 U	0.2 U	0.2 U	0.2 U	0.2 U	**0.048 B**	**0.11 B**	0.2 U	**0.11 B**	**2.1**	0.2 U
Antimony	0.01	mg/L	< 0.02	< 0.0200	< 0.0200	< 0.0200	< 0.0200	< 0.020	< 0.0053	< 0.0053	< 0.0053	< 0.0053	< 0.020	< 0.020	< 0.020	< 0.020	< 0.020	< 0.0200	< 0.02	< 0.02	0.02 U	0.01 U	0.006 U	0.02 U	0.006 U	0.02 U	0.02 U	0.020 U	0.020 U	0.02 U	0.02 U	0.02 U	0.02 U
Arsenic	0.05	mg/L	< 0.05	< 0.0500	< 0.0500	< 0.0500	< 0.0500	< 0.020	< 0.0046	< 0.0046	< 0.0046	< 0.0046	< 0.020	< 0.020	< 0.020	< 0.010	< 0.010	<0.0500	< 0.05	< 0.05	0.05 U	0.01 U	0.01 U	0.01 U	0.01 U	0.01 U	0.01 U	0.010 U	0.010 U	0.01 U	0.01 U	0.01 U	0.01 U
Barium	2	mg/L	**0.082**	**0.0712**	**0.258**	**0.0751**	**0.0638**	**0.29**	**0.061**	**0.068**	**0.064**	**0.061**	**0.065**	**0.062**	**0.065**	**0.069**	**0.072**	**0.147**	**0.0767**	**0.112**	**0.112**	0.2 U	**0.126**	**0.1**	**0.098**	**0.15**	**0.07**	**0.065**	**0.14**	**0.068**	**0.12**	**0.1**	**0.1**
Beryllium	0.004	mg/L	< 0.01	< 0.0100	< 0.0100	< 0.0100	< 0.0100	< 0.0040	< 0.00020	< 0.00020	< 0.00020	< 0.00020	< 0.0040	< 0.0040	< 0.0040	< 0.0040	< 0.0040	< 0.0100	< 0.010	< 0.010	0.01 U	0.005 U	0.004 U	0.004 U	0.004 U	0.004 U	0.004 U	0.0040 U	0.0040 U	0.004 U	0.004 U	0.004 U	0.004 U
Cadmium	0.005	mg/L	< 0.005	< 0.0050	< 0.0050	< 0.0050	< 0.0050	< 0.0050	< 0.0020	< 0.0020	< 0.0020	< 0.0020	< 0.0050	< 0.0050	< 0.0050	< 0.0050	< 0.0050	< 0.0050	< 0.005	< 0.005	0.005 U	0.002 U	0.005 U	0.005 U	0.005 U	0.005 U	0.005 U	0.0050 U	0.0050 U	**0.00091 B**	0.005 U	0.005 U	0.005 U
Calcium metal	*	mg/L	--	--	--	--	--	--	--	--	--	--	--	--	--	--	--	--	--	--	--	**40**	**44.6**	**33**	**35**	**49**	**28**	**24**	**70**	**21**	**31**	**30**	**30**
Chromium	0.1	mg/L	< 0.01	< 0.0100	< 0.0100	< 0.0100	< 0.0100	< 0.010	< 0.0012	< 0.0012	< 0.0012	< 0.0012	**0.0030 J**	< 0.010	< 0.010	**0.0015 J**	**0.0016 J**	**0.0178**	< 0.010	< 0.010	0.01 U	0.005 U	0.01 U	0.01 U	0.01 U	0.01 U	0.01 UJ	0.010 U	**0.010**	0.01 U	**0.004 B**	**0.0034 B**	0.01 U
Cobalt	*	mg/L	--	--	--	--	--	--	--	--	--	--	--	--	--	--	--	--	--	--	--	0.007 U	0.01 U	0.01 U	0.01 U	0.01 U	0.01 U	**0.0028 B**	**0.0059 B**	**0.0024 B**	**0.002 B**	**0.0023 B**	**0.0016 B**
Copper	1.3	mg/L	< 0.01	< 0.0100	< 0.0100	< 0.0100	< 0.0100	< 0.020	< 0.0019	< 0.0019	< 0.0019	< 0.0019	< 0.020	< 0.020	< 0.020	< 0.020	< 0.020	**0.0165**	< 0.010	< 0.010	0.01 U	0.025 U	0.02 U	0.02 U	0.02 U	0.02 U	0.02 U	**0.0011 B**	**0.0010 B**	**0.0012 B**	0.02 U	**0.0021 B**	0.02 U
Cyanide	0.2	mg/L	< 0.01	< 0.010	< 0.010	< 0.010	< 0.010	< 0.010	< 0.0050	< 0.0050	**0.0089 J**	< 0.0050	< 0.010	< 0.010	< 0.010	< 0.010	< 0.010	< 0.010	< 0.010	< 0.010	0.01 U	0.01 U	0.01 U	0.01 U	0.01 U	0.01 U	0.015 U	0.010 U	0.010 U	0.01 U	0.01 U	0.01 U	0.01 U
Lead	0.015	mg/L	< 0.01	< 0.0100	< 0.0100	< 0.0100	< 0.0100	< 0.010	< 0.0040	< 0.0040	< 0.0040	< 0.0040	< 0.010	< 0.010	< 0.010	< 0.0050	< 0.0050	**0.0184**	< 0.010	< 0.010	0.01 U	0.003 U	0.005 U	0.005 U	0.005 U	0.005 U	0.005 U	0.0050 U	0.0050 U	0.005 U	0.005 U	**0.0015 B**	0.005 U
Magnesium	*	mg/L	--	--	--	--	--	--	--	--	--	--	--	--	--	--	--	--	--	--	--	**11.5**	**26.2**	**22**	**23**	**19**	**23**	**19**	**43**	**18**	**25**	**22**	**23**
Mercury	0.002	mg/L	< 0.0002	< 0.00020	< 0.00020	< 0.00020	< 0.00020	< 0.00020	< 0.000091	< 0.000091	< 0.000091	< 0.000091	< 0.00020	< 0.00020	< 0.00020	< 0.00020	< 0.00020	**0.102**	< 0.0002	< 0.0002	0.0002 U	0.0002 U	0.0002 U	0.0002 U	0.0002 U	0.0002 U	0.0002 UJ	0.00020 U	0.00020 U	0.0002 U	0.0002 U	0.00020 U	0.00020 U
Nickel	0.1	mg/L	< 0.02	< 0.0200	< 0.0200	< 0.0200	< 0.0200	< 0.040	**0.0049 J**	**0.0059 J**	**0.0045 J**	< 0.0023	**0.0093 J**	< 0.040	< 0.040	**0.0030 J**	< 0.040	< 0.0200	< 0.02	< 0.02	0.02 U	0.04 U	0.04 U	0.04 U	0.04 U	0.04 U	**0.21**	**0.11**	**0.0083 B**	**0.1**	**0.11**	**0.0064 B**	**0.0067 B**
Potassium	*	mg/L	--	--	--	--	--	--	--	--	--	--	--	--	--	--	--	--	--	--	--	**19.8**	**6.01**	**2.8**	**2.2**	**11**	**0.8**	**0.62 B**	**3.0**	**0.73 B**	**1**	**1.2**	**1.1**
Selenium	0.05	mg/L	< 0.02	< 0.0200	< 0.0200	< 0.0200	< 0.0200	< 0.020	< 0.0064	< 0.0064	**0.0073 J**	< 0.0064	< 0.020	< 0.020	< 0.020	< 0.010	< 0.010	< 0.0200	< 0.02	< 0.02	0.02 U	0.005 U	0.01 U	0.01 U	0.01 U	0.01 U	0.01 U	0.010 U	0.010 U	0.01 U	0.01 U	0.01 U	0.01 U
Sodium	*	mg/L	--	--	--	--	--	--	--	--	--	--	--	--	--	--	--	--	--	--	--	**34.5**	**85.6**	**62**	**54**	**49**	**54**	**51**	**140**	**60**	**78**	**62**	**62**
Thallium	0.002	mg/L	< 0.02	< 0.0200	< 0.0200	< 0.0200	< 0.0200	< 0.0010	< 0.00025	< 0.00025	< 0.00025	< 0.00025	< 0.0010	< 0.0010	< 0.0010	< 0.0010	< 0.0010	< 1.00	< 1.00	< 1	0.001 U	0.001 U	0.001 U	0.002 U	0.001 U	0.001 U	0.002 U	0.0020 UWN	0.0020 UWN	0.002 UWN	0.002 U	0.002 U	0.002 UW
Vanadium (fume or dust)	0.2	mg/L	< 0.01	< 0.0100	< 0.0100	< 0.0100	< 0.0100	< 0.010	< 0.0024	< 0.0024	< 0.0024	< 0.0024	< 0.010	< 0.010	< 0.010	< 0.010	< 0.010	**0.0172**	< 0.010	< 0.010	0.01 U	0.007 U	0.01 U	0.01 U	0.01 U	0.01 U	0.01 U	0.010 U	0.010 U	0.01 U	0.01 U	**0.0055 B**	0.01 U
Zinc	2	mg/L	< 0.02	< 0.0200	< 0.0200	< 0.0200	< 0.0200	< 0.020	< 0.0087	< 0.0087	< 0.0087	< 0.0087	< 0.020	< 0.020	< 0.020	< 0.020	< 0.020	**0.0554**	< 0.02	< 0.02	0.02 U	0.02 U	0.02 U	0.02 U	0.02 U	0.02 U	0.02 U	0.020 U	0.020 U	0.02 U	0.02 U	**0.0059 B**	0.02 U

Notes:
* - Not a HSRA regulated compound
ISCO - *in-situ* chemical oxidation

Data Qualifier Defintions:
-- - Not analyzed
B (Inorganics) - Estimated analyte concentration
D - Analyte concentration reported from secondary dilution
DB - Analyte concentration reported from secondary dilution; analyte detected in method blank
H - Holding time exceeded for sample
J - Estimated analyte concentration
JB (Organic) - Estimated analyte concentration; analyte detected in method blank
Bold = Exceeds the laboratory detection limit
Bold and shaded - Analyte concentration exceeds the Type 1 RRS
JM (Organic) - Estimated analyte concentration; spike sample recovery outside control limits
M (Organic) - Spike sample recovery outside control limits
N - Spike sample recovery outside of control limits
R - Sample data results rejected due to deficiencies in the ability to meet quality control standards
RRS - Risk Reduction Standard
< - Analyte not detected at referenced detection limit
UJ - Analyte not detected; low method bias and/or matrix interference
UN - Analyte not detected; spiked sample recovery outside of control limits
UR - Analyte not detected; data rejected
UWN - Analyte not detected; post digestion spike and spike sample recovery outside control limits

Appendix E-1
Summary of Historical Groundwater Sampling Data - Alluvium, Galliard, and Saprolite Monitoring Wells
January 2001 through July 2017
Atlanta Gas Light Company
Former Manufactured Gas Plant Site
Augusta, Georgia

Chemical Name	Type 1 Risk Reduction Standard	Location ID	MW-307SAP																									
		Sample Date	7/28/2015	1/13/2015	7/15/2014	1/7/2014	7/10/2013	1/9/2013	7/24/2012	1/16/2012	7/6/2011	1/18-20/2011	1/7/2010	7/21/2009	1/15/2009	7/16/2008	1/9/2008	7/12/2006	1/11/2006	7/22/2005	1/19/2005	7/16/2004	1/23/2004	7/17/2003	7/9/2002	1/16/2002	7/10/2001	1/22/2001
		Unit	Post-ISCO																	Pre-ISCO								
Field Parameters																												
Conductivity	*	mS/cm	571	0.564	0.616	0.673	0.632	0.525	0.617	0.580	0.728	--	0.67	0.78	0.768	0.742	0.769	0.937	--	--	--	--	--	--	--	--	--	--
Dissolved Oxygen (YSI)	*	mg/L	0.49	0.37	0.48	6.09	0.34	8.33	10.52	0.88	0.27	--	3.93	0.7	0.85	1	1.13	0.56	--	--	--	--	--	--	--	--	--	--
Oxidation Reduction Potential	*	mV	-14.4	34.3	-13.4	-8.0	28.7	-10.9	7.2	-0.5	55.2	--	19.1	87.9	138.9	79.4	147.2	14.8	--	--	--	--	--	--	--	--	--	--
pH	*	SU	6.57	6.06	6.46	7.02	6.44	6.73	6.69	6.39	6.35	--	6.2	6.29	6.05	6.14	6.06	6.22	--	--	--	--	--	--	--	--	--	--
Temperature	*	Celsius	27.7	17.6	23.9	15.61	22.58	16.89	28.44	18.17	28.54	--	17.23	21.83	15.7	22.43	19.81	22.59	--	--	--	--	--	--	--	--	--	--
Turbidity	*	NTU	1.22	0.39	0.47	3.33	0.58	2.23	26.1	1.17	0.65	--	4.01	4.5	0.35	1.08	2.10	0.47	--	--	--	--	--	--	--	--	--	--
Monitored Natural Attenuation Parameters																												
Carbon Dioxide	*	µg/L	--	--	--	--	--	--	--	--	--	--	--	--	--	--	--	--	--	--	--	--	--	--	--	--	--	--
Iron	*	mg/L	--	--	--	--	--	--	--	--	--	--	--	--	--	--	--	--	2.37	2.75	3	3.3	4.4	3	3.3	4.3	3.4	4.1
Iron, as Ferrous (Fe+2)	*	mg/L	--	--	--	--	--	--	--	--	--	--	--	--	--	--	--	--	--	--	--	--	--	--	--	--	--	--
Manganese, Total	*	mg/L	--	--	--	--	--	--	--	--	--	--	--	--	--	--	--	--	1.37	1.37	1.6	1.8	2	2.1	2	2.1	2.7	3.3
Manganese, Dissolved	*	mg/L	--	--	--	--	--	--	--	--	--	--	--	--	--	--	--	--	--	--	--	--	--	--	--	--	--	--
Methane	*	µg/L	--	--	--	--	--	--	--	--	--	--	--	--	--	--	--	--	--	--	--	--	--	--	--	--	--	--
Nitrate	*	mg/L	--	--	--	--	--	--	--	--	--	--	--	--	--	--	--	--	--	--	--	--	--	--	--	--	--	--
Nitrogen	*	mg/L	--	--	--	--	--	--	--	--	--	--	--	--	--	--	--	--	--	--	--	--	--	--	--	--	--	--
Nitrogen, ammonia (as N)	*	mg/L	--	--	--	--	--	--	--	--	--	--	--	--	--	--	--	--	--	--	--	--	--	--	--	--	--	--
Oxygen	*	mg/L	--	--	--	--	--	--	--	--	--	--	--	--	--	--	--	--	--	--	--	--	--	--	--	--	--	--
Sulfate	*	mg/L	--	--	--	--	--	--	--	--	--	--	--	--	--	--	--	--	--	--	--	--	--	--	--	--	--	--
Sulfide	*	mg/L	--	--	--	--	--	--	--	--	--	--	--	--	--	--	--	--	--	--	--	--	--	--	--	--	--	--
Volatile Organic Compounds																												
Acetone	4,000	µg/L	< 50	< 50	< 50	< 50	< 50	< 100	< 100	< 5.0	< 5.0	< 5.0	< 100	< 100	< 100	< 100	< 50	50 U	10 U	25 U	25 U	25 U	25 U	25 U	25 U	25 U	25 U	25 U
Benzene	5	µg/L	< 5.0	< 250	< 5.0	< 5.0	< 5.0	< 5.0	< 5.0	< 0.25	< 0.25	0.55 J	< 5.0	< 5.0	< 5.0	< 5.0	< 5.0	5 U	1.0 U	1.0 U	1.0 U	1.0 U	1.0 U	1.0 U	1.0 U	**3.9**	**0.16 J**	**0.34 JB**
Carbon Disulfide	4,000	µg/L	< 5.0	< 5.0	< 5.0	< 5.0	< 5.0	< 5.0	< 5.0	< 0.60	< 0.60	< 0.60	< 5.0	< 5.0	< 5.0	< 5.0	< 5.0	5 U	1.0 U	1.0 U	1.0 U	1.0 U	1.0 U	1.0 U	1.0 U	1.0 U	**0.9 J**	1.0 U
Ethylbenzene	700	µg/L	< 5.0	< 5.0	< 5.0	< 5.0	< 5.0	< 5.0	< 5.0	< 0.11	< 0.11	< 0.11	< 5.0	< 5.0	< 5.0	< 5.0	< 5.0	5 U	1.0 U	1.0 U	1.0 U	1.0 U	1.0 U	1.0 U	1.0 U	**0.34 J**	1.0 U	1.0 U
Methylene Chloride	5	µg/L	< 5.0	< 5.0	< 5.0	< 5.0	< 5.0	< 5.0	< 5.0	< 1.0	**2.9 J B**	< 1.0	< 5.0	< 5.0	< 5.0	< 5.0	< 5.0	5 U	1.0 U	5.0 U	5.0 U	5.0 U	5.0 U	5.0 U	5.0 U	5.0 U	5.0 U	5.0 U
Toluene	1,000	µg/L	< 5.0	< 5.0	< 5.0	< 5.0	< 5.0	< 5.0	< 5.0	< 0.33	< 0.33	< 0.33	< 5.0	< 5.0	< 5.0	< 5.0	< 5.0	5 U	1.0 U	1.0 U	1.0 U	**1.2**	1.0 U	1.0 U	1.0 U	1.0 U	1.0 U	1.0 U
Trichloroethylene	5	µg/L	< 5.0	< 5.0	< 5.0	< 5.0	< 5.0	< 5.0	< 5.0	< 0.13	< 0.13	< 0.13	< 5.0	< 5.0	< 5.0	< 5.0	< 5.0	5 U	1.0 U	1.0 U	1.0 U	1.0 U	1.0 U	1.0 U	1.0 U	1.0 U	1.0 U	1.0 U
Xylenes, total	2,000	µg/L	< 5.0	< 5.0	< 5.0	< 5.0	< 5.0	< 5.0	< 5.0	< 0.20	< 0.20	< 0.20	< 5.0	< 5.0	< 5.0	< 5.0	< 5.0	5 U	2.0 U	2.0 U	2.0 U	2.0 U	2.0 U	2.0 U	2.0 U	**0.18 J**	2.0 U	2.0 U
Semivolatile Organic Compounds																												
2-Methylnaphthalene	*	µg/L	--	--	--	--	--	--	--	--	--	--	--	--	--	--	--	--	0.2 U	0.2 U	0.2 U	0.2 U	0.2 U	10 U	10 U	10 U	10 U	10 U
Acenaphthene	2,000	µg/L	< 0.5	< 0.50	< 0.50	< 0.50	< 0.50	< 0.19	< 0.19	< 0.11	< 0.11	< 0.10	< 0.20	< 0.19	< 0.20	< 0.19	< 10	10 U	0.2 U	0.2 U	0.2 U	0.2 U	0.2 U	10 U	10 U	**0.25 J**	10 U	10 U
Acenaphthylene	10	µg/L	< 1.0	< 1.0	< 1.0	< 1.0	< 1.0	< 0.19	< 0.19	< 0.11	**0.16 J**	< 0.10	**0.48**	< 0.19	< 0.20	< 0.19	< 10	10 U	0.2 U	0.2 U	0.2 U	0.2 U	0.2 U	10 U	10 U	10 U	10 U	10 U
Anthracene	10	µg/L	< 0.05	< 0.050	**0.054**	< 0.050	< 0.050	< 0.19	< 0.19	< 0.11	< 0.11	< 0.10	**0.29**	< 0.19	< 0.20	< 0.19	< 10	10 U	0.2 U	0.2 U	0.2 U	0.2 U	0.2 U	10 U	10 U	10 U	10 U	10 U
Benz(a)anthracene	0.1	µg/L	< 0.05	< 0.050	< 0.050	< 0.050	< 0.050	< 0.19	< 0.19	< 0.11	< 0.11	< 0.10	**0.63**	< 0.19	< 0.20	< 0.19	< 0.050	0.05 U	0.2 U	0.2 U	0.2 U	0.2 U	0.2 U	10 U	10 U	10 U	10 U	10 U
Benzo(a)pyrene	0.2	µg/L	< 0.05	< 0.050	< 0.050	< 0.050	< 0.050	< 0.19	< 0.19	< 0.11	**1.0**	< 0.10	**0.52**	< 0.19	< 0.20	< 0.19	< 0.050	0.05 U	0.2 U	0.2 U	0.2 U	0.2 U	0.2 U	10 U	10 U	10 U	10 U	10 U
Benzo(b)fluoranthene	0.2	µg/L	< 0.1	< 0.10	< 0.10	< 0.10	< 0.10	< 0.19	< 0.19	< 0.11	< 0.11	< 0.10	**0.27**	< 0.19	< 0.20	< 0.19	< 0.10	0.1 U	0.2 U	0.2 U	0.2 U	0.2 U	0.2 U	10 U	10 U	10 U	10 U	10 U
Benzo(g,h,i)perylene	10	µg/L	< 0.1	< 0.10	< 0.10	< 0.10	< 0.10	< 0.19	< 0.19	< 0.11	**0.82**	< 0.10	**0.23**	< 0.19	< 0.20	< 0.19	< 10	10 U	0.2 U	0.2 U	0.2 U	0.2 U	0.2 U	10 U	10 U	10 U	10 U	10 U
Benzo(k)fluoranthene	10	µg/L	< 0.05	< 0.050	< 0.050	< 0.050	< 0.050	< 0.19	< 0.19	< 0.11	**0.40**	< 0.10	**0.31**	< 0.19	< 0.20	< 0.19	< 10	10 U	0.2 U	0.2 U	0.2 U	0.2 U	0.2 U	10 U	10 U	10 U	10 U	10 U
Chrysene	0.2	µg/L	< 0.05	< 0.050	< 0.050	< 0.050	< 0.050	< 0.19	< 0.19	< 0.049	< 0.050	< 0.045	**0.49**	< 0.19	< 0.20	< 0.19	< 0.050	0.05 U	0.2 U	0.2 U	0.2 U	0.2 U	0.2 U	10 U	10 U	10 U	10 U	10 U
Dibenzo(a,h)anthracene	0.3	µg/L	< 0.1	< 0.10	< 0.10	< 0.10	< 0.10	< 0.19	< 0.19	< 0.11	< 0.11	< 0.10	< 0.20	< 0.19	< 0.20	< 0.19	< 0.10	0.1 U	0.2 U	0.2 U	0.2 U	0.2 U	0.2 U	10 U	10 U	10 U	10 U	10 U
Dibenzofuran	1	µg/L	--	--	--	--	--	--	< 0.19	--	--	--	--	--	--	--	--	--	1.0 U	0.2 U	0.2 U	0.2 U	0.2 U	10 U	10 U	10 U	10 U	10 U
Fluoranthene	1,000	µg/L	< 0.1	< 0.10	< 0.10	< 0.10	< 0.10	< 0.19	< 0.19	< 0.11	< 0.11	< 0.10	**0.88**	< 0.19	< 0.20	< 0.19	< 10	10 U	0.2 U	0.2 U	0.2 U	0.2 U	0.2 U	10 U	10 U	10 U	10 U	10 U
Fluorene	1,000	µg/L	< 0.1	< 0.10	< 0.10	< 0.10	< 0.10	< 0.19	--	< 0.11	< 0.11	< 0.10	< 0.20	< 0.19	< 0.20	< 0.19	< 10	10 U	0.2 U	0.2 U	0.2 U	0.2 U	0.2 U	10 U	10 U	10 U	10 U	10 U
Indeno(1,2,3-cd)pyrene	0.4	µg/L	< 0.05	< 0.050	< 0.050	< 0.050	< 0.050	< 0.19	< 0.19	< 0.11	**0.79**	< 0.10	**0.25**	< 0.19	< 0.20	< 0.19	< 0.050	0.05 U	0.2 U	0.2 U	0.2 U	0.2 U	0.2 U	10 U	10 U	10 U	10 U	10 U
Naphthalene	20	µg/L	< 0.5	< 0.50	< 0.50	< 0.50	< 0.50	< 0.19	< 0.19	< 0.11	**0.11 J**	< 0.10	< 0.20	< 0.19	**0.063 JB**	< 0.19	< 10	10 U	0.2 U	0.2 U	0.2 U	0.2 U	0.2 U	10 U	10 U	**0.99 J**	10 U	10 U
Phenanthrene	10	µg/L	< 0.05	< 0.050	< 0.050	< 0.050	< 0.050	< 0.19	< 0.19	< 0.11	< 0.11	< 0.10	**1.1**	< 0.19	< 0.20	< 0.19	< 10	10 U	0.2 U	0.2 U	0.2 U	0.2 U	0.2 U	10 U	10 U	10 U	10 U	10 U
Pyrene	1,000	µg/L	< 0.05	< 0.050	< 0.050	< 0.050	< 0.050	< 0.19	< 0.19	< 0.11	< 0.11	< 0.10	**0.92**	< 0.19	< 0.20	< 0.19	< 10	10 U	0.2 U	0.2 U	0.2 U	0.2 U	0.2 U	10 U	10 U	10 U	10 U	10 U
Inorganic Compounds																												
Aluminum (fume or dust)	*	mg/L	--	--	--	--	--	--	--	--	--	--	--	--	--	--	--	--	**0.258**	0.2 U	0.2 U	0.2 U	0.2 U	0.2 U	0.2 U	**0.038 B**	**0.14 B**	**0.065 BN**
Antimony	0.01	mg/L	< 0.02	< 0.0200	< 0.0200	< 0.0200	< 0.0200	< 0.020	< 0.020	< 0.0053	< 0.0053	< 0.0053	< 0.020	< 0.020	< 0.020	< 0.020	< 0.0200	0.02 U	0.01 U	0.006 U	0.02 U	0.006 U	0.02 U	0.02 U	0.02 U	0.02 U	0.02 U	0.02 U
Arsenic	0.05	mg/L	< 0.05	< 0.0500	< 0.0500	< 0.0500	< 0.0500	< 0.020	< 0.020	< 0.0046	< 0.0046	< 0.0046	< 0.020	< 0.020	< 0.010	< 0.010	<0.0500	0.05 U	0.01 U	0.01 U	0.01 U	0.01 U	0.01 U	0.01 U	**0.0032 B**	0.01 U	**0.0039 B**	0.01 U
Barium	2	mg/L	**0.0715**	**0.0649**	**0.071**	**0.0697**	**0.0692**	**0.068**	**0.066**	**0.076**	**0.070**	**0.065**	**0.078**	**0.078**	**0.08**	**0.066**	**0.0731**	**0.0996**	0.2 U	**0.0985**	**0.12**	**0.14**	**0.15**	**0.16**	**0.15**	**0.18**	**0.2**	**0.23**
Beryllium	0.004	mg/L	< 0.01	< 0.0100	< 0.0100	< 0.0100	< 0.0100	< 0.0040	< 0.0040	< 0.00020	< 0.00020	**0.00021 JB**	< 0.0040	< 0.0040	< 0.0040	< 0.0040	< 0.0100	0.01 U	0.005 U	0.004 U	0.004 U	0.004 U	0.004 U	0.004 U	0.004 U	0.004 U	0.004 U	0.004 U
Cadmium	0.005	mg/L	< 0.005	< 0.0050	< 0.0050	< 0.0050	< 0.0050	< 0.0050	< 0.0050	< 0.0020	< 0.0020	< 0.0020	< 0.0050	< 0.0050	< 0.0050	< 0.0050	< 0.0050	0.005 U	0.002 U	0.005 U	0.005 U	0.005 U	0.005 U	0.005 U	**0.00078 B**	0.005 U	0.005 U	0.005 U
Calcium metal	*	mg/L	--	--	--	--	--	--	--	--	--	--	--	--	--	--	--	--	**45.9**	**53.9**	**57**	**65**	**74**	**74**	**69**	**73**	**110**	**110**
Chromium	0.1	mg/L	< 0.01	< 0.0100	< 0.0100	< 0.0100	< 0.0100	< 0.010	< 0.010	< 0.0012	< 0.0012	**0.0047 J**	< 0.010	< 0.010	< 0.010	< 0.010	< 0.0100	0.01 U	0.005 U	0.01 U	0.01 U	0.01 U	0.01 U	0.01 UJ	0.01 U	**0.0039 B**	**0.01**	0.01 U
Cobalt	*	mg/L	--	--	--	--	--	--	--	--	--	--	--	--	--	--	--	--	0.007 U	0.01 U	0.01 U	0.01 U	0.01 U	0.01 U	**0.0059 B**	**0.0062 B**	**0.0066 B**	**0.0075 B**
Copper	1.3	mg/L	< 0.01	< 0.0100	< 0.0100	< 0.0100	< 0.0100	< 0.020	< 0.020	< 0.0019	< 0.0019	0.0036 JB	< 0.020	< 0.020	< 0.020	< 0.020	< 0.0100	0.01 U	0.025 U	0.02 U	0.02 U	0.02 U	0.02 U	0.02 U	0.02 U	0.02 U	0.02 U	**0.0015 B**
Cyanide	0.2	mg/L	< 0.01	< 0.010	< 0.010	< 0.010	< 0.010	< 0.010	< 0.010	< 0.0050	**0.0094 J**	< 0.0050	< 0.010	< 0.010	< 0.010	< 0.010	< 0.010	0.01 U	0.01 U	0.01 U	0.01 U	0.01 U	0.01 U	0.015 U	0.01 U	0.01 U	0.01 U	0.01 U
Lead	0.015	mg/L	< 0.01	< 0.0100	< 0.0100	< 0.0100	< 0.0100	< 0.010	< 0.010	< 0.0040	< 0.0040	< 0.0040	< 0.010	< 0.010	< 0.0050	< 0.0050	< 0.0100	0.01 U	0.003 U	0.005 U	0.005 U	0.005 U	0.005 U	0.005 U	0.005 U	0.005 U	0.005 U	0.005 U
Magnesium	*	mg/L	--	--	--	--	--	--	--	--	--	--	--	--	--	--	--	--	**29.7**	**32.1**	**35**	**39**	**44**	**50**	**43**	**44**	**67**	**70**
Mercury	0.002	mg/L	< 0.0002	< 0.00020	< 0.00020	< 0.00020	< 0.00020	< 0.00020	< 0.00020	< 0.000091	< 0.000091	< 0.000091	< 0.00020	< 0.00020	< 0.00020	< 0.00020	< 0.00020	0.0002 U	0.0002 U	0.0002 U	0.0002 U	0.0002 U	0.0002 U	0.0002 UJ	0.0002 U	0.0002 U	0.00020 U	0.00020 U
Nickel	0.1	mg/L	< 0.02	< 0.0200	< 0.0200	< 0.0200	< 0.0200	< 0.040	< 0.040	**0.0032 J**	< 0.0023	< 0.0023	< 0.040	< 0.040	**0.0027 J**	**0.0033 J**	< 0.0200	0.02 U	0.04 U	0.04 U	0.04 U	0.04 U	0.04 U	0.04 U	**0.011 B**	**0.026 B**	**0.070**	**0.02 B**
Potassium	*	mg/L	--	--	--	--	--	--	--	--	--	--	--	--	--	--	--	--	5 U	**4.43**	**4**	**3.1**	**3.5**	**3.7**	**3.2**	**2.5**	**3.8**	**3.7**
Selenium	0.05	mg/L	< 0.02	< 0.0200	< 0.0200	< 0.0200	< 0.0200	< 0.020	< 0.020	< 0.0064	< 0.0064	< 0.0064	< 0.020	< 0.020	< 0.010	< 0.010	< 0.0200	0.02 U	0.005 U	0.01 U	0.01 U	0.01 U	0.01 U	0.01 U	0.01 U	0.01 U	0.01 U	0.01 U
Sodium	*	mg/L	--	--	--	--	--	--	--	--	--	--	--	--	--	--	--	--	**104**	**107**	**120**	**140**	**150**	**190**	**130**	**130**	**190**	**180**
Thallium	0.002	mg/L	< 0.02	< 0.0200	< 0.0200	< 0.0200	< 0.0200	< 0.0010	< 0.0010	< 0.00025	< 0.00025	< 0.00025	< 0.0010	< 0.0010	< 0.0010	< 0.0010	< 1.00	0.001 U	0.001 U	0.001 U	0.002 U	0.001 U	0.001 U	0.002 U	0.002 UWN	0.002 U	0.002 UW	0.002 U
Vanadium (fume or dust)	0.2	mg/L	< 0.01	< 0.0100	< 0.0100	< 0.0100	< 0.0100	< 0.010	< 0.010	< 0.0024	< 0.0024	< 0.0024	< 0.010	< 0.010	< 0.010	< 0.010	< 0.0100	0.01 U	0.007 U	0.01 U	0.01 U	0.01 U	0.01 U	0.01 U	0.01 U	0.01 U	0.01 U	0.01 U
Zinc	2	mg/L	< 0.02	< 0.0200	< 0.0200	< 0.0200	< 0.0200	< 0.020	< 0.020	< 0.0087	**0.011 J**	**0.0087 J**	< 0.020	< 0.020	< 0.020	**0.0086 J**	< 0.0200	0.02 U	0.02 U	0.02 U	0.02 U	0.02 U	0.02 U	**0.02**	**0.0064 B**	**0.0066 B**	**0.0071 B**	**0.0074 B**

Notes:
* - Not a HSRA regulated compound
ISCO - *in-situ* chemical oxidation

Data Qualifier Defintions:
-- - Not analyzed
B (Inorganics) - Estimated analyte concentration
D - Analyte concentration reported from secondary dilution
DB - Analyte concentration reported from secondary dilution; analyte detected in method blank
H - Holding time exceeded for sample
J - Estimated analyte concentration
JB (Organic) - Estimated analyte concentration; analyte detected in method blank
Bold = Exceeds the laboratory detection limit
Bold and shaded - Analyte concentration exceeds the Type 1 RRS
JM (Organic) - Estimated analyte concentration; spike sample recovery outside control limits
M (Organic) - Spike sample recovery outside control limits
N - Spike sample recovery outside of control limits
R - Sample data results rejected due to deficiencies in the ability to meet quality control standards
RRS - Risk Reduction Standard
< - Analyte not detected at referenced detection limit
UJ - Analyte not detected; low method bias and/or matrix interference
UN - Analyte not detected; spiked sample recovery outside of control limits
UR - Analyte not detected; data rejected
UWN - Analyte not detected; post digestion spike and spike sample recovery outside control limits

Appendix E-1
Summary of Historical Groundwater Sampling Data - Alluvium, Galliard, and Saprolite Monitoring Wells
January 2001 through July 2017
Atlanta Gas Light Company
Former Manufactured Gas Plant Site
Augusta, Georgia

Chemical Name	Type 1 Risk Reduction Standard	Location ID	MW-309D																	
		Sample Date	7/21/2009	1/20/2009	7/17/2008	1/9/2008	7/12/2007	2/14/2007	7/12/2006	1/11/2006	7/21/2005	1/20/2005	7/15/2004	1/20/2004	7/16/2003	1/16/2003	7/10/2002	1/15/2002	7/12/2001	1/24/2001
		Unit	Post-ISCO								Pre-ISCO									
Field Parameters																				
Conductivity	*	mS/cm	1.088	0.952	1.254	1.118	1.145	1.187	1.143	--	--	--	--	--	--	--	--	--	--	--
Dissolved Oxygen (YSI)	*	mg/L	0.78	1.36	0.27	0.47	0.41	0.26	0.24	--	--	--	--	--	--	--	--	--	--	--
Oxidation Reduction Potential	*	mV	-173.9	35.7	-6.0	-21.0	18.5	-16.0	-8.2	--	--	--	--	--	--	--	--	--	--	--
pH	*	SU	6.05	5.26	5.97	6.07	5.99	6.15	6.10	--	--	--	--	--	--	--	--	--	--	--
Temperature	*	Celsius	22.34	14.82	23.69	21.92	22.20	20.96	22.57	--	--	--	--	--	--	--	--	--	--	--
Turbidity	*	NTU	--	4.2	1.17	0.81	0.00	0.73	0.63	--	--	--	--	--	--	--	--	--	--	--
Monitored Natural Attenuation Parameters																				
Carbon Dioxide	*	µg/L	--	--	--	--	--	--	--	--	--	--	--	--	--	--	--	--	--	--
Iron	*	mg/L	--	--	--	--	--	--	--	12.4	11.4	15	15	16	15	18	18	16 N	17	15
Iron, as Ferrous (Fe+2)	*	mg/L	--	--	--	--	--	--	--	--	--	--	--	--	--	--	--	--	--	--
Manganese, Total	*	mg/L	--	--	--	--	--	--	--	1.08	0.985	1.1	1.1	1.1	1	1.2	1.1	1.1	1.2	1.1
Manganese, Dissolved	*	mg/L	--	--	--	--	--	--	--	--	--	--	--	--	--	--	--	--	--	--
Methane	*	µg/L	--	--	--	--	--	--	--	--	--	--	--	--	--	--	--	--	--	--
Nitrate	*	mg/L	--	--	--	--	--	--	--	--	--	--	--	--	--	--	--	--	--	--
Nitrogen	*	mg/L	--	--	--	--	--	--	--	--	--	--	--	--	--	--	--	--	--	--
Nitrogen, ammonia (as N)	*	mg/L	--	--	--	--	--	--	--	--	--	--	--	--	--	--	--	--	--	--
Oxygen	*	mg/L	--	--	--	--	--	--	--	--	--	--	--	--	--	--	--	--	--	--
Sulfate	*	mg/L	--	--	--	--	--	--	--	--	--	--	--	--	--	--	--	--	--	--
Sulfide	*	mg/L	--	--	--	--	--	--	--	--	--	--	--	--	--	--	--	--	--	--
Volatile Organic Compounds																				
Acetone	4,000	µg/L	< 100	< 100	< 100	< 50	< 50	< 50	50 U	10 U	25 U	25 U	25 U	25 U	25 U	25 U	25 U	25 U	25 U	25 U
Benzene	5	µg/L	< 5.0	**0.37 J**	**0.42 J**	< 5.0	< 5	< 5	**22**	**6.6**	1.0 U	1.0 U	1.0 U	1.0 U	1.0 U	1.0 U	1.0 U	1.0 U	**0.14 J**	1.0 U
Carbon Disulfide	4,000	µg/L	< 5.0	< 5.0	< 5.0	< 5.0	< 5	< 5	5 U	1.0 U	1.0 U	1.0 U	1.0 U	1.0 U	1.0 U	1.0 U	1.0 U	1.0 U	1.0 U	1.0 U
Ethylbenzene	700	µg/L	< 5.0	< 5.0	< 5.0	< 5.0	< 5	< 5	5 U	1.0 U	1.0 U	1.0 U	1.0 U	1.0 U	1.0 U	1.0 U	1.0 U	1.0 U	1.0 U	1.0 U
Methylene Chloride	5	µg/L	< 5.0	< 5.0	< 5.0	< 5.0	< 5	< 5	5 U	1.0 U	5.0 U	5.0 U	5.0 U	5.0 U	5.0 U	5.0 U	5.0 U	5.0 U	5.0 U	5.0 U
Toluene	1,000	µg/L	< 5.0	< 5.0	< 5.0	< 5.0	< 5	< 5	5 U	1.0 U	1.0 U	1.0 U	**1.2**	1.0 U	1.0 U	1.0 U	1.0 U	1.0 U	1.0 U	**0.36 J**
Trichloroethylene	5	µg/L	< 5.0	< 5.0	< 5.0	< 5.0	< 5	< 5	5 U	1.0 U	1.0 U	1.0 U	1.0 U	1.0 U	1.0 U	1.0 U	1.0 U	1.0 U	1.0 U	1.0 U
Xylenes, total	2,000	µg/L	< 5.0	< 5.0	< 5.0	< 5.0	< 5	< 5	5 U	2.0 U	2.0 U	2.0 U	2.0 U	2.0 U	2.0 U	2.0 U	2.0 U	2.0 U	2.0 U	2.0 U
Semivolatile Organic Compounds																				
2-Methylnaphthalene	*	µg/L	--	--	--	--	--	--	--	0.2 U	0.2 U	0.2 U	0.2 U	0.2 U	10 U	10 U	10 U	10 U	10 U	10 U
Acenaphthene	2,000	µg/L	**0.69**	**0.4**	**0.8**	< 10	< 10	< 10	10 U	0.2 U	0.2 U	0.2 U	0.2 U	0.2 U	10 U	10 U	10 U	10 U	10 U	10 U
Acenaphthylene	10	µg/L	**0.27**	**0.14 J**	**0.26**	< 10	< 10	< 10	10 U	0.2 U	0.2 U	0.2 U	0.2 U	0.2 U	10 U	10 U	10 U	10 U	10 U	10 U
Anthracene	10	µg/L	< 0.19	< 0.19	**0.022 J**	< 10	< 10	< 10	10 U	0.2 U	0.2 U	0.2 U	0.2 U	0.2 U	10 U	10 U	10 U	10 U	10 U	10 U
Benz(a)anthracene	0.1	µg/L	< 0.19	< 0.19	< 0.19	< 0.050	< 0.05	< 0.05	0.05 U	0.2 U	0.2 U	0.2 U	0.2 U	0.2 U	10 U	10 U	10 U	10 U	10 U	10 U
Benzo(a)pyrene	0.2	µg/L	< 0.19	< 0.19	< 0.19	< 0.050	< 0.05	< 0.05	0.05 U	0.2 U	0.2 U	0.2 U	0.2 U	0.2 U	10 U	10 U	10 U	10 U	10 U	10 U
Benzo(b)fluoranthene	0.2	µg/L	< 0.19	< 0.19	< 0.19	< 0.10	< 0.1	< 0.1	0.1 U	0.2 U	0.2 U	0.2 U	0.2 U	0.2 U	10 U	10 U	10 U	10 U	10 U	10 U
Benzo(g,h,i)perylene	10	µg/L	< 0.19	< 0.19	< 0.19	< 10	< 10	< 10	10 U	0.2 U	0.2 U	0.2 U	0.2 U	0.2 U	10 U	10 U	10 U	10 U	10 U	10 U
Benzo(k)fluoranthene	10	µg/L	< 0.19	< 0.19	< 0.19	< 10	< 10	< 10	10 U	0.2 U	0.2 U	0.2 U	0.2 U	0.2 U	10 U	10 U	10 U	10 U	10 U	10 U
Chrysene	0.2	µg/L	< 0.19	< 0.19	< 0.19	< 0.050	< 0.05	< 0.05	0.05 U	0.2 U	0.2 U	0.2 U	0.2 U	0.2 U	10 U	10 U	10 U	10 U	10 U	10 U
Dibenzo(a,h)anthracene	0.3	µg/L	< 0.19	< 0.19	< 0.19	< 0.10	< 0.1	< 0.1	0.1 U	0.2 U	0.2 U	0.2 U	0.2 U	0.2 U	10 U	10 U	10 U	10 U	10 U	10 U
Dibenzofuran	1	µg/L	--	--	--	--	--	--	--	1.0 U	0.2 U	0.2 U	0.2 U	0.2 U	10 U	10 U	10 U	10 U	10 U	10 U
Fluoranthene	1,000	µg/L	< 0.19	< 0.19	< 0.19	< 10	< 10	< 10	10 U	0.2 U	0.2 U	0.2 U	0.2 U	0.2 U	10 U	10 U	10 U	10 U	10 U	10 U
Fluorene	1,000	µg/L	< 0.19	**0.034 J**	**0.023 J**	< 10	< 10	< 10	10 U	0.2 U	0.2 U	0.2 U	0.2 U	0.2 U	10 U	10 U	10 U	10 U	10 U	10 U
Indeno(1,2,3-cd)pyrene	0.4	µg/L	< 0.19	< 0.19	< 0.19	< 0.050	< 0.05	< 0.05	0.05 U	0.2 U	0.2 U	0.2 U	0.2 U	0.2 U	10 U	10 U	10 U	10 U	10 U	10 U
Naphthalene	20	µg/L	**0.29**	**0.14 J**	**0.21**	< 10	< 10	< 10	10 U	**4.2**	0.2 U	0.2 U	0.2 U	0.2 U	10 U	10 U	10 U	10 U	10 U	10 U
Phenanthrene	10	µg/L	< 0.19	< 0.19	**0.023 J**	< 10	< 10	< 10	10 U	0.2 U	0.2 U	0.2 U	0.2 U	0.2 U	10 U	10 U	10 U	10 U	10 U	10 U
Pyrene	1,000	µg/L	< 0.19	< 0.19	< 0.19	< 10	< 10	< 10	10 U	0.2 U	0.2 U	0.2 U	0.2 U	0.2 U	10 U	10 U	10 U	10 U	10 U	10 U
Inorganic Compounds																				
Aluminum (fume or dust)	*	mg/L	--	--	--	--	--	--	--	0.2 U	0.2 U	0.2 U	0.2 U	0.2 U	0.2 U	**0.062 B**	0.2 U	**0.041 BN**	**0.11 B**	**0.048 B**
Antimony	0.01	mg/L	< 0.020	< 0.020	< 0.020	< 0.0200	< 0.02	< 0.02	0.02 U	0.01 U	0.006 U	0.02 U	0.006 U	0.02 U	0.02 U	0.020 U	0.02 U	0.020 U	0.02 U	0.02 U
Arsenic	0.05	mg/L	< 0.020	< 0.010	< 0.010	<0.0500	< 0.05	< 0.05	0.05 U	0.01 U	0.01 U	0.01 U	0.01 U	0.01 U	0.01 U	0.010 U	0.01 U	0.010 U	0.01 U	0.01 U
Barium	2	mg/L	**0.28**	**0.27**	**0.29**	**0.324**	**0.333**	**0.363**	**0.345**	**0.366**	**0.375**	**0.4**	**0.4**	**0.38**	**0.34**	**0.34**	**0.3**	**0.30**	**0.29**	**0.26**
Beryllium	0.004	mg/L	< 0.0040	< 0.0040	< 0.0040	< 0.0100	< 0.010	< 0.010	0.01 U	0.005 U	0.004 U	0.004 U	0.004 U	0.004 U	0.004 U	0.0040 U	0.004 U	0.0040 U	0.004 U	0.004 U
Cadmium	0.005	mg/L	< 0.0050	< 0.0050	< 0.0050	< 0.0050	< 0.005	< 0.005	0.005 U	0.002 U	0.005 U	0.005 U	0.005 U	0.005 U	0.005 U	0.0050 U	0.005 U	0.0050 U	0.005 U	0.005 U
Calcium metal	*	mg/L	--	--	--	--	--	--	--	**44.7**	**42.1**	**47**	**44**	**43**	**38**	**41**	**37**	**33**	**37**	**33**
Chromium	0.1	mg/L	< 0.010	< 0.010	< 0.010	< 0.0100	< 0.010	< 0.010	0.01 U	0.005 U	0.01 U	0.01 U	0.01 U	0.01 U	0.01 UJ	0.010 U	0.01 U	0.010 U	0.01 U	0.01 U
Cobalt	*	mg/L	--	--	--	--	--	--	--	0.007 U	0.01 U	0.01 U	0.01 U	0.01 U	0.01 U	0.010 U	0.01 U	0.010 U	0.01 U	0.01 U
Copper	1.3	mg/L	< 0.020	< 0.020	< 0.020	< 0.0100	< 0.010	< 0.010	0.01 U	0.025 U	0.02 U	0.02 U	0.02 U	0.02 U	0.02 U	0.020 U	0.02 U	0.020 U	0.02 U	0.02 U
Cyanide	0.2	mg/L	< 0.010	< 0.010	< 0.010	< 0.010	< 0.010	< 0.010	0.01 U	0.01 U	0.01 U	0.01 U	0.01 U	0.01 U	0.015 U	0.010 U	0.01 U	0.010 U	0.01 U	0.01 U
Lead	0.015	mg/L	< 0.010	< 0.0050	< 0.0050	< 0.0100	< 0.010	< 0.010	0.01 U	0.003 U	0.005 U	0.005 U	0.005 U	0.005 U	0.005 U	0.0050 U	0.005 U	**0.0017 B**	0.005 U	0.005 U
Magnesium	*	mg/L	--	--	--	--	--	--	--	**38.7**	**35.5**	**40**	**37**	**36**	**34**	**34**	**29**	**27**	**30**	**25**
Mercury	0.002	mg/L	< 0.00020	< 0.00020	**0.0001 J**	< 0.00020	< 0.0002	< 0.0002	0.0002 U	0.0002 U	0.0002 U	0.0002 U	0.0002 U	0.0002 U	0.0002 U	0.00020 U	0.0002 U	0.00020 U	0.0002 U	0.00020 U
Nickel	0.1	mg/L	< 0.040	< 0.040	< 0.040	< 0.0200	< 0.02	< 0.02	0.02 U	0.04 U	0.04 U	0.04 U	0.04 U	0.04 U	0.04 U	0.040 U	0.04 U	0.040 U	0.04 U	0.04 U
Potassium	*	mg/L	--	--	--	--	--	--	--	5 U	**2.89**	**3.9**	**3.5**	**3.4**	**2.6**	**3.3**	**3.3**	**3.0**	**3.2**	**3.2**
Selenium	0.05	mg/L	< 0.020	< 0.010	< 0.010	< 0.0200	< 0.02	< 0.02	0.02 U	0.005 U	0.01 U	0.01 U	0.01 U	0.01 U	0.01 U	0.010 U	0.01 U	0.010 U	0.01 U	0.01 U
Sodium	*	mg/L	--	--	--	--	--	--	--	**116**	**108**	**110**	**100**	**91**	**86**	**86**	**76**	**80**	**77**	**79**
Thallium	0.002	mg/L	< 0.0010	< 0.0010	< 0.0010	< 1.00	< 1.00	< 1	0.001 U	0.001 U	0.001 U	0.002 U	0.001 U	0.001 U	0.002 U	0.0020 UWN	0.002 UWN	0.0020 U	0.002 UW	0.002 U
Vanadium (fume or dust)	0.2	mg/L	< 0.010	< 0.010	< 0.010	< 0.0100	< 0.010	< 0.010	0.01 U	0.007 U	0.01 U	0.01 U	0.01 U	0.01 U	0.01 U	0.010 U	0.01 U	0.010 U	0.01 U	0.01 U
Zinc	2	mg/L	< 0.020	**0.0088 J**	**0.0089 J**	< 0.0200	< 0.02	< 0.02	0.02 U	0.02 U	0.02 U	0.02 U	0.02 U	0.02 U	0.02 U	0.020 U	0.02 U	0.020 U	0.02 U	0.02 U

Notes:
* - Not a HSRA regulated compound
ISCO - *in-situ* chemical oxidation

Data Qualifier Defintions:
-- - Not analyzed
B (Inorganics) - Estimated analyte concentration
D - Analyte concentration reported from secondary dilution
DB - Analyte concentration reported from secondary dilution; analyte detected in method blank
H - Holding time exceeded for sample
J - Estimated analyte concentration
JB (Organic) - Estimated analyte concentration; analyte detected in method blank
Bold = Exceeds the laboratory detection limit
Bold and shaded - Analyte concentration exceeds the Type 1 RRS
JM (Organic) - Estimated analyte concentration; spike sample recovery outside control limits
M (Organic) - Spike sample recovery outside control limits
N - Spike sample recovery outside of control limits
R - Sample data results rejected due to deficiencies in the ability to meet quality control standards
RRS - Risk Reduction Standard
< - Analyte not detected at referenced detection limit
UJ - Analyte not detected; low method bias and/or matrix interference
UN - Analyte not detected; spiked sample recovery outside of control limits
UR - Analyte not detected; data rejected
UWN - Analyte not detected; post digestion spike and spike sample recovery outside control limits

Appendix E-1
Summary of Historical Groundwater Sampling Data - Alluvium, Galliard, and Saprolite Monitoring Wells
January 2001 through July 2017
Atlanta Gas Light Company
Former Manufactured Gas Plant Site
Augusta, Georgia

Chemical Name	Type 1 Risk Reduction Standard	Location ID	MW-309SAP				
		Sample Date	1/16/2003	7/10/2002	1/16/2002	7/12/2001	1/24/2001
		Unit	Pre-ISCO				
Field Parameters							
Conductivity	*	mS/cm	--	--	--	--	--
Dissolved Oxygen (YSI)	*	mg/L	--	--	--	--	--
pH	*	SU	--	--	--	--	--
Oxidation Reduction Potential	*	mV	--	--	--	--	--
Temperature	*	Celsius	--	--	--	--	--
Turbidity	*	NTU	--	--	--	--	--
Monitored Natural Attenuation Parameters							
Carbon Dioxide	*	µg/L	--	--	--	--	--
Iron	*	mg/L	6.0	7.2	3.6	8.5	9.7
Iron, as Ferrous (Fe+2)	*	mg/L	--	--	--	--	--
Manganese, Total	*	mg/L	1.1	1.1	1.5	1.2	1.2
Manganese, Dissolved	*	mg/L	--	--	--	--	--
Methane	*	µg/L	--	--	--	--	--
Nitrate	*	mg/L	--	--	--	--	--
Nitrogen	*	mg/L	--	--	--	--	--
Nitrogen, ammonia (as N)	*	mg/L	--	--	--	--	--
Oxygen	*	mg/L	--	--	--	--	--
Sulfate	*	mg/L	--	--	--	--	--
Sulfide	*	mg/L	--	--	--	--	--
Volatile Organic Compounds							
Acetone	4,000	µg/L	**32**	< 25	< 25	**53**	< 25
Benzene	5	µg/L	**0.17 J**	< 1.0	< 1.0	< 1.0	**0.21 J**
Carbon Disulfide	4,000	µg/L	< 1.0	< 1.0	< 1.0	< 1.0	< 1.0
Ethylbenzene	700	µg/L	< 1.0	< 1.0	< 1.0	< 1.0	< 1.0
Methylene Chloride	5	µg/L	< 5.0	< 5.0	< 5.0	< 5.0	**0.38 J**
Toluene	1,000	µg/L	**0.36 J**	**0.37 J**	< 1.0	**0.65 J**	**3.2**
Trichloroethylene	5	µg/L	**0.22 J**	< 1.0	< 1.0	< 1.0	< 1.0
Xylenes, total	2,000	µg/L	< 2.0	< 2.0	< 2.0	< 2.0	**0.57 J**
Semivolatile Organic Compounds							
2-Methylnaphthalene	*	µg/L	< 10	**0.36 J**	< 13	< 10	< 10
Acenaphthene	2,000	µg/L	< 10	< 10	< 13	< 10	< 10
Acenaphthylene	10	µg/L	< 10	< 10	< 13	< 10	< 10
Anthracene	10	µg/L	< 10	< 10	< 13	< 10	< 10
Benz(a)anthracene	0.1	µg/L	< 10	< 10	< 13	< 10	< 10
Benzo(a)pyrene	0.2	µg/L	< 10	< 10	< 13	< 10	< 10
Benzo(b)fluoranthene	0.2	µg/L	< 10	< 10	< 13	< 10	< 10
Benzo(g,h,i)perylene	10	µg/L	< 10	< 10	< 13	< 10	< 10
Benzo(k)fluoranthene	10	µg/L	< 10	< 10	< 13	< 10	< 10
Chrysene	0.2	µg/L	< 10	< 10	< 13	< 10	< 10
Dibenzo(a,h)anthracene	0.3	µg/L	< 10	< 10	< 13	< 10	< 10
Dibenzofuran	1	µg/L	< 10	< 10	< 13	< 10	< 10
Fluoranthene	1,000	µg/L	< 10	< 10	< 13	< 10	< 10
Fluorene	1,000	µg/L	< 10	< 10	< 13	< 10	< 10
Indeno(1,2,3-cd)pyrene	0.4	µg/L	< 10	< 10	< 13	< 10	< 10
Naphthalene	20	µg/L	< 10	**5.3 J**	< 13	< 10	< 10
Phenanthrene	10	µg/L	< 10	< 10	< 13	< 10	< 10
Pyrene	1,000	µg/L	< 10	< 10	< 13	< 10	< 10
Inorganic Compounds							
Aluminum (fume or dust)	*	mg/L	**0.15 B**	**0.032 B**	**0.03 B**	**0.11 B**	**0.54**
Antimony	0.01	mg/L	< 0.020	< 0.02	< 0.02	< 0.02	< 0.02
Arsenic	0.05	mg/L	< 0.010	< 0.01	< 0.01	< 0.01	< 0.01
Barium	2	mg/L	**0.20**	**0.19**	**0.23**	**0.2**	**0.2**
Beryllium	0.004	mg/L	< 0.0040	< 0.004	< 0.004	< 0.004	< 0.004
Cadmium	0.005	mg/L	< 0.0050	< 0.005	< 0.005	< 0.005	< 0.005
Calcium metal	*	mg/L	**17**	**17**	**19**	**19**	**19**
Chromium	0.1	mg/L	< 0.010	< 0.01	< 0.01	< 0.01	**0.0025 B**
Cobalt	*	mg/L	< 0.010	< 0.01	< 0.01	< 0.01	< 0.01
Copper	1.3	mg/L	< 0.020	< 0.02	< 0.02	< 0.02	**0.002 B**
Cyanide	0.2	mg/L	< 0.010	< 0.01	< 0.01	< 0.01	--
Lead	0.015	mg/L	< 0.0050	**0.0038 B**	< 0.005	< 0.005	< 0.005
Magnesium	*	mg/L	**8.4**	**8.5**	**9.6**	**9.6**	**9.2**
Mercury	0.002	mg/L	< 0.00020	< 0.0002	< 0.0002	< 0.0002	< 0.00020
Nickel	0.1	mg/L	**0.020 B**	**0.021 B**	**0.035 B**	**0.031 B**	**0.031 B**
Potassium	*	mg/L	**2.0**	**2.2**	**2.2**	**2.2**	**2.2**
Selenium	0.05	mg/L	< 0.010	< 0.01	< 0.01	< 0.01	< 0.01
Sodium	*	mg/L	**39**	**37**	**42**	**40**	**36**
Thallium	0.002	mg/L	< 0.0020 WN	< 0.002WN	< 0.002	< 0.002W	< 0.002
Vanadium (fume or dust)	0.2	mg/L	< 0.010	< 0.01	< 0.01	< 0.01	< 0.01
Zinc	2	mg/L	**0.0071 B**	**0.011 B**	**0.0085 B**	< 0.02	**0.0094 B**

Notes:
* - Not a HSRA regulated compound
ISCO - *in-situ* chemical oxidation

Data Qualifier Defintions:
-- - Not analyzed
B (Inorganics) - Estimated analyte concentration
D - Analyte concentration reported from secondary dilution
DB - Analyte concentration reported from secondary dilution; analyte detected in method blank
H - Holding time exceeded for sample
J - Estimated analyte concentration
JB (Organic) - Estimated analyte concentration; analyte detected in method blank

Appendix E-1
Summary of Historical Groundwater Sampling Data - Alluvium, Galliard, and Saprolite Monitoring Wells
January 2001 through July 2017
Atlanta Gas Light Company
Former Manufactured Gas Plant Site
Augusta, Georgia

Chemical Name	Type 1 Risk Reduction Standard	Location ID	MW-310SAP																																
		Sample Date	7/27/2017	1/26/2017	7/27/2016	1/20/2016	7/28/2015	1/13/2015	7/16/2014	1/14/2014	7/9/2013	1/9/2013	7/24/2012	1/24/2012	7/6/2011	1/17/2011	7/15/2010	1/6/2010	7/21/2009	1/14/2009	7/22/2008	1/10/2008	7/10/2007	2/15/2007	7/11/2006	2/8/2006	1/14/2006	7/20/2005	1/20/2005	7/15/2004	1/22/2004	7/16/2003	1/15/2002	7/12/2001	1/23/2001
		Unit	Post-ISCO																									Pre-ISCO							
Field Parameters																																			
Conductivity	*	mS/cm	0.41	0.411	0.424	0.489	453.9	0.458	0.464	0.432	0.517	--	0.533	0.451	0.509	0.366	0.427	0.319	0.423	0.402	0.496	0.516	0.417	0.426	0.47	--	--	--	--	--	--	--	--	--	--
Dissolved Oxygen (YSI)	*	mg/L	0.43	0.6	0.34	0.45	0.44	0.33	1.78	1.34	1.96	--	2.94	5.81	1.07	1.99	3.05	2.92	1.45	1.32	1.85	0.59	0.64	0.81	0.22	--	--	--	--	--	--	--	--	--	--
Oxidation Reduction Potential	*	mV	119.3	132.4	95.1	202.2	162.7	174.7	166.1	182.7	-12.8	--	140.0	115.4	145.6	213.4	-48.4	43.3	133.9	143.1	110.2	188.9	194.7	162.1	163.4	--	--	--	--	--	--	--	--	--	--
pH	*	SU	5.58	5.65	6.38	5.88	5.85	5.61	5.69	5.93	6.00	--	5.80	6.01	5.79	5.8	6.24	5.84	5.83	5.98	6.3	5.87	5.67	6.13	6.14	--	--	--	--	--	--	--	--	--	--
Temperature	*	Celsius	22.86	19.95	24.25	16.39	28	16.5	23.29	17.45	20.61	--	26.80	21.16	28.94	13.38	25.06	13.62	24.02	18.89	24.04	19.17	24.49	15.24	24.08	--	--	--	--	--	--	--	--	--	--
Turbidity	*	NTU	0.36	0.29	0.31	0.48	1.41	0.77	0.69	4.65	7.61	--	1	1.54	1.71	1.42	9.3	1.62	4	3.83	2.12	3.00	1.57	1.61	2.09	--	--	--	--	--	--	--	--	--	--
Monitored Natural Attenuation Parameters																																			
Carbon Dioxide	*	µg/L	--	--	--	--	--	61.1	132	122	118	70	73	1,200 B *	940 * B	740 *	730 B	800	940 *	570	--	< 1000	< 1000	--	770	--	--	--	--	--	--	--	--	--	--
Iron	*	mg/L	--	--	--	--	--	--	--	--	--	--	--	--	--	--	--	--	--	--	--	--	--	--	0.637	--	1.02	0.1 U	0.074	0.05 U	0.058	0.04 U	0.043 BN	0.04 B	0.15
Iron, as Ferrous (Fe+2)	*	mg/L	--	--	--	--	--	< 1.0	< 0.100	<0.100	<0.100	< 0.10 HF	< 0.10 HF	< 0.025 HF	< 0.025 HF	< 0.025 HF	< 0.10 HF	< 0.10 HF	< 0.10 HF	< 0.10 HF	--	< 0.10	< 0.1	< 0.1	0.1 U	--	--	--	--	--	--	--	--	--	--
Manganese, Total	*	mg/L	--	--	--	--	--	--	--	--	--	--	--	--	--	--	--	--	--	--	--	--	--	--	0.286	--	0.247	0.254	0.23	0.21	0.19	0.19	0.25	0.31	0.39
Manganese, Dissolved	*	mg/L	--	--	--	--	--	--	--	--	--	--	--	--	--	--	--	--	--	--	--	--	--	--	0.244	--	--	--	--	--	--	--	--	--	--
Methane	*	µg/L	--	--	--	--	--	< 4	< 4	<4	< 4	0.62	< 0.58	< 0.29	0.36 J	0.28	0.26	0.43	0.37	0.38	--	0.34	1.1	0.77	0.99	--	--	--	--	--	--	--	--	--	--
Nitrate	*	mg/L	--	--	--	--	--	9.8	10	10	10.0	10 H	11 E	9.9	11	46	44	48	41	10	--	13	9.8	9.3	8	--	--	--	--	--	--	--	--	--	--
Nitrogen	*	mg/L	--	--	--	--	--	--	--	--	--	--	--	--	--	--	--	--	--	--	--	--	--	--	16	--	--	--	--	--	--	--	--	--	--
Nitrogen, ammonia (as N)	*	mg/L	--	--	--	--	--	--	--	--	--	--	--	--	--	--	--	--	--	--	--	--	--	--	0.2 U	--	--	--	--	--	--	--	--	--	--
Oxygen	*	mg/L	--	--	--	--	--	7.96 H	8.26 H	6.99 H	8.68 H	5.2	7.0	2.1	1.6	1.5	1.6	1.4	1.2	1.3	--	2.1	6.4	3.3	2.6	--	--	--	--	--	--	--	--	--	--
Sulfate	*	mg/L	--	--	--	--	--	24	19	25	23	19	22	20	21	20	21	15	17	17	--	29	22	19	17	--	--	--	--	--	--	--	--	--	--
Sulfide	*	mg/L	--	--	--	--	--	--	--	--	--	--	--	--	--	--	--	--	--	--	--	--	--	--	2 U	--	--	--	--	--	--	--	--	--	--
Volatile Organic Compounds																																			
Acetone	4,000	µg/L	< 50	< 50	< 50	< 50	< 50	< 50	< 50	< 50	< 50	< 100	< 100	< 5.0	< 5.0	< 5.0	**16 J**	< 100	< 100	< 100	< 100	< 50	< 50	< 50	50 U	--	10 U	25 U	25 U	25 U	25 U	25 U	25 U	25 U	**22 J**
Benzene	5	µg/L	< 5.0	< 5.0	< 5.0	< 5.0	< 5.0	< 5.0	< 5.0	< 5.0	< 5.0	< 5.0	< 5.0	**0.58 J**	< 0.25	< 0.25	< 5.0	< 5.0	< 5.0	< 5.0	< 5.0	< 5.0	< 5	< 5	5 U	--	1.0 U	1.0 U	1.0 U	1.0 U	1.0 U	1.0 U	1.0 U	**0.12 J**	1.0 U
Carbon Disulfide	4,000	µg/L	< 5.0	< 5.0	< 5.0	< 5.0	< 5.0	< 5.0	< 5.0	< 5.0	< 5.0	< 5.0	< 5.0	< 0.60	< 0.60	< 0.60	< 5.0	< 5.0	< 5.0	< 5.0	< 5.0	< 5.0	< 5	< 5	5 U	--	1.0 U	1.0 U	1.0 U	1.0 U	1.0 U	1.0 U	1.0 U	**0.35 J**	1.0 U
Ethylbenzene	700	µg/L	< 5.0	< 5.0	< 5.0	< 5.0	< 5.0	< 5.0	< 5.0	< 5.0	< 5.0	< 5.0	< 5.0	< 0.11	< 0.11	< 0.11	**0.13 J**	< 5.0	< 5.0	< 5.0	< 5.0	< 5.0	< 5	< 5	5 U	--	1.0 U	1.0 U	1.0 U	1.0 U	1.0 U	1.0 U	1.0 U	1.0 U	1.0 U
Methylene Chloride	5	µg/L	< 5.0	< 5.0	< 5.0	< 5.0	< 5.0	< 5.0	< 5.0	< 5.0	< 5.0	< 5.0	< 5.0	< 1.0	**3.0 J**	< 1.0	< 5.0	< 5.0	< 5.0	< 5.0	< 5.0	< 5.0	< 5	< 5	5 U	--	1.0 U	5.0 U	5.0 U	5.0 U	5.0 U	5.0 U	5.0 U	5.0 U	5.0 U
Toluene	1,000	µg/L	< 5.0	< 5.0	< 5.0	< 5.0	< 5.0	< 5.0	< 5.0	< 5.0	< 5.0	< 5.0	< 5.0	< 0.33	< 0.33	< 0.33	< 5.0	< 5.0	< 5.0	< 5.0	< 5.0	< 5.0	< 5	< 5	5 U	--	1.0 U	**1.6**	1.0 U	1.0 U	1.0 U	1.0 U	1.0 U	1.0 U	1.0 U
Trichloroethylene	5	µg/L	< 5.0	< 5.0	< 5.0	< 5.0	< 5.0	< 5.0	< 5.0	< 5.0	< 5.0	< 5.0	< 5.0	< 0.13	< 0.13	< 0.13	< 5.0	< 5.0	< 5.0	< 5.0	< 5.0	< 5.0	< 5	< 5	5 U	--	1.0 U	1.0 U	1.0 U	1.0 U	1.0 U	1.0 U	1.0 U	1.0 U	1.0 U
Xylenes, tota	2,000	µg/L	< 5.0	< 5.0	< 5.0	< 5.0	< 5.0	< 5.0	< 5.0	< 5.0	< 5.0	< 5.0	< 5.0	< 0.20	< 0.20	< 0.20	< 5.0	< 5.0	< 5.0	< 5.0	< 5.0	< 5.0	< 5	< 5	5 U	--	2.0 U	2.0 U	2.0 U	2.0 U	2.0 U	2.0 U	2.0 U	2.0 U	2.0 U
Semivolatile Organic Compounds																																			
2-Methylnaphthalene	*	µg/L	--	--	--	--	--	--	--	--	--	--	--	--	--	--	--	--	--	--	--	--	--	--	--	--	0.2 U	0.2 U	0.2 U	0.2 U	0.2 U	10 U	10 U	10 U	--
Acenaphthene	2,000	µg/L	< 0.5	< 0.5	< 0.5	< 0.5	< 0.5	< 0.50	< 0.50	< 0.50	< 0.50	<0.23	< 0.19	< 0.098	< 0.098	< 0.10	< 0.19	< 0.20	< 0.19	< 0.19	< 0.19	< 10	< 10	< 10	10 U	--	0.2 U	0.2 U	0.2 U	0.2 U	0.2 U	10 U	10 U	10 U	--
Acenaphthylene	10	µg/L	< 1.0	< 1.0	< 1.0	< 1.0	< 1.0	< 1.0	< 1.0	< 1.0	< 1.0	<0.23	< 0.19	< 0.098	< 0.098	< 0.10	< 0.19	< 0.20	< 0.19	< 0.19	< 0.19	< 10	< 10	< 10	10 U	--	0.2 U	0.2 U	0.2 U	0.2 U	0.2 U	10 U	10 U	10 U	--
Anthracene	10	µg/L	< 0.05	< 0.05	< 0.05	< 0.05	< 0.05	< 0.050	< 0.050	< 0.050	< 0.050	<0.23	< 0.19	< 0.098	< 0.098	< 0.10	< 0.19	< 0.20	< 0.19	< 0.19	< 0.19	< 10	< 10	< 10	10 U	--	0.2 U	0.2 U	0.2 U	0.2 U	0.2 U	10 U	10 U	10 U	--
Benz(a)anthracene	0.1	µg/L	< 0.05	< 0.05	< 0.05	< 0.05	< 0.05	< 0.050	< 0.050	< 0.050	< 0.050	<0.23	< 0.19	< 0.098	< 0.098	< 0.10	< 0.19	< 0.20	< 0.19	< 0.19	< 0.19	< 0.050	< 0.05	< 0.05	0.05 U	--	0.2 U	0.2 U	0.2 U	0.2 U	0.2 U	10 U	10 U	10 U	--
Benzo(a)pyrene	0.2	µg/L	< 0.05	< 0.05	< 0.05	< 0.05	< 0.05	< 0.050	< 0.050	< 0.050	< 0.050	<0.23	< 0.19	< 0.098	< 0.098	< 0.10	< 0.19	< 0.20	< 0.19	< 0.19	< 0.19	< 0.050	< 0.05	< 0.05	0.05 U	--	0.2 U	0.2 U	0.2 U	0.2 U	0.2 U	10 U	10 U	10 U	--
Benzo(b)fluoranthene	0.2	µg/L	< 0.1	< 0.1	< 0.1	< 0.1	< 0.1	< 0.10	< 0.10	< 0.10	< 0.10	<0.23	< 0.19	< 0.098	< 0.098	< 0.10	< 0.19	< 0.20	< 0.19	< 0.19	< 0.19	< 0.10	< 0.1	< 0.1	0.1 U	--	0.2 U	0.2 U	0.2 U	0.2 U	0.2 U	10 U	10 U	10 U	--
Benzo(g,h,i)perylene	10	µg/L	< 0.1	< 0.1	< 0.1	< 0.1	< 0.1	< 0.10	< 0.10	< 0.10	< 0.10	<0.23	< 0.19	< 0.098	< 0.098	< 0.10	< 0.19	< 0.20	< 0.19	< 0.19	< 0.19	< 10	< 10	< 10	10 U	--	0.2 U	0.2 U	0.2 U	0.2 U	0.2 U	10 U	10 U	10 U	--
Benzo(k)fluoranthene	10	µg/L	< 0.05	< 0.05	< 0.05	< 0.05	< 0.05	< 0.050	< 0.050	< 0.050	< 0.050	<0.23	< 0.19	< 0.098	< 0.098	< 0.10	< 0.19	< 0.20	< 0.19	< 0.19	< 0.19	< 10	< 10	< 10	10 U	--	0.2 U	0.2 U	0.2 U	0.2 U	0.2 U	10 U	10 U	10 U	--
Chrysene	0.2	µg/L	< 0.05	< 0.05	< 0.05	< 0.05	< 0.05	< 0.050	< 0.050	< 0.050	< 0.050	<0.23	< 0.19	< 0.044	< 0.044	< 0.047	< 0.19	< 0.20	< 0.19	< 0.19	< 0.19	< 0.050	< 0.05	< 0.05	0.05 U	--	0.2 U	0.2 U	0.2 U	0.2 U	0.2 U	10 U	10 U	10 U	--
Dibenzo(a,h)anthracene	0.3	µg/L	< 0.1	< 0.1	< 0.1	< 0.1	< 0.1	< 0.10	< 0.10	< 0.10	< 0.10	<0.23	< 0.19	< 0.098	< 0.098	< 0.10	< 0.19	< 0.20	< 0.19	< 0.19	< 0.19	< 0.10	< 0.1	< 0.1	0.1 U	--	0.2 U	0.2 U	0.2 U	0.2 U	0.2 U	10 U	10 U	10 U	--
Dibenzofuran	1	µg/L	--	--	--	--	--	--	--	--	--	--	--	--	--	--	--	--	--	--	--	--	--	--	--	--	1.0 U	0.2 U	0.2 U	0.2 U	0.2 U	10 U	10 U	10 U	--
Fluoranthene	1,000	µg/L	< 0.1	< 0.1	< 0.1	< 0.1	< 0.1	< 0.10	< 0.10	< 0.10	< 0.10	<0.23	< 0.19	< 0.098	< 0.098	< 0.10	< 0.19	< 0.20	< 0.19	< 0.19	< 0.19	< 10	< 10	< 10	10 U	--	0.2 U	0.2 U	0.2 U	0.2 U	0.2 U	10 U	10 U	10 U	--
Fluorene	1,000	µg/L	< 0.1	< 0.1	< 0.1	< 0.1	< 0.1	< 0.10	< 0.10	< 0.10	< 0.10	<0.23	< 0.19	< 0.098	< 0.098	< 0.10	< 0.19	< 0.20	< 0.19	< 0.19	< 0.19	< 10	< 10	< 10	10 U	--	0.2 U	0.2 U	0.2 U	0.2 U	0.2 U	10 U	10 U	10 U	--
Indeno(1,2,3-cd)pyrene	0.4	µg/L	< 0.05	< 0.05	< 0.05	< 0.05	< 0.05	< 0.050	< 0.050	< 0.050	< 0.050	<0.23	< 0.19	< 0.098	< 0.098	< 0.10	< 0.19	< 0.20	< 0.19	< 0.19	< 0.19	< 0.050	< 0.05	< 0.05	0.05 U	--	0.2 U	0.2 U	0.2 U	0.2 U	0.2 U	10 U	10 U	10 U	--
Naphthalene	20	µg/L	< 0.5	< 0.5	< 0.5	< 0.5	< 0.5	< 500	**0.53**	**0.68**	< 0.50	<0.23	< 0.19	**0.11 J**	< 0.098	< 0.10	**1.1**	< 0.20	< 0.19	< 0.19	**0.050 J**	< 10	< 10	< 10	10 U	0.0002 U	**0.25**	0.2 U	0.2 U	0.2 U	0.2 U	10 U	10 U	10 U	--
Phenanthrene	10	µg/L	< 0.05	< 0.05	< 0.05	< 0.05	< 0.05	< 0.050	**0.05**	<0.50	< 0.050	<0.23	< 0.19	< 0.098	< 0.098	< 0.10	< 0.19	< 0.20	< 0.19	< 0.19	< 0.19	< 10	< 10	< 10	10 U	--	0.2 U	0.2 U	0.2 U	0.2 U	0.2 U	10 U	10 U	10 U	--
Pyrene	1,000	µg/L	< 0.05	< 0.05	< 0.05	< 0.05	< 0.05	< 0.050	< 0.050	< 0.050	< 0.050	<0.23	< 0.19	< 0.098	< 0.098	< 0.10	< 0.19	< 0.20	< 0.19	< 0.19	< 0.19	< 10	< 10	< 10	10 U	--	0.2 U	0.2 U	0.2 U	0.2 U	0.2 U	10 U	10 U	10 U	--
Inorganic Compounds																																			
Aluminum (fume or dust)	*	mg/L	--	--	--	--	--	--	--	--	--	--	--	--	--	--	--	--	--	--	--	--	--	--	--	--	**0.451**	0.2 U	0.2 U	0.2 U	0.2 U	0.2 U	**0.070 BN**	**0.035 B**	**0.047 BN**
Antimony	0.01	mg/L	< 0.006	< 0.006	< 0.006	< 0.006	< 0.02	< 0.0200	< 0.0200	< 0.0200	< 0.0200	< 0.020	< 0.020	**0.0055 J**	< 0.0053	< 0.0053	< 0.020	< 0.020	< 0.020	< 0.020	< 0.020	< 0.0200	< 0.02	< 0.02	0.02 U	--	0.01 U	0.006 U	0.02 U	0.006 U	0.02 U	0.02 U	0.020 U	0.02 U	0.02 U
Arsenic	0.05	mg/L	< 0.05	< 0.05	< 0.05	< 0.05	< 0.05	< 0.0500	< 0.0500	< 0.0500	< 0.0500	< 0.020	< 0.020	< 0.0046	< 0.0046	< 0.0046	< 0.020	< 0.020	< 0.020	**0.0063 J**	< 0.010	<0.0500	< 0.05	< 0.05	0.05 U	--	0.01 U	0.01 U	0.01 U	0.01 U	0.01 U	0.01 U	0.010 U	0.01 U	0.01 U
Barium	2	mg/L	**0.0724**	**0.0639**	**0.0773**	**0.0817**	**0.0801**	**0.0749**	**0.0696**	**0.0747**	**0.0823**	**0.078**	**0.081**	**0.074**	**0.074**	**0.080**	**0.065**	**0.072**	**0.065**	**0.07**	**0.074**	**0.0759**	**0.0761**	**0.0656**	**0.0699**	--	0.2 U	**0.0583**	**0.066**	**0.061**	**0.059**	**0.05**	**0.051**	**0.054**	**0.05**
Beryllium	0.004	mg/L	< 0.004	< 0.004	< 0.004	< 0.004	< 0.01	< 0.0100	< 0.0100	< 0.0100	< 0.0100	< 0.0040	< 0.0040	< 0.00020	< 0.00020	< 0.00020	< 0.0040	< 0.0040	< 0.0040	< 0.0040	< 0.0040	< 0.0100	< 0.010	< 0.010	0.01 U	--	0.005 U	0.004 U	0.004 U	0.004 U	0.004 U	0.004 U	0.0040 U	0.004 U	0.004 U
Cadmium	0.005	mg/L	< 0.005	< 0.005	< 0.005	< 0.005	< 0.005	< 0.0050	< 0.0050	< 0.0050	< 0.0050	< 0.0050	< 0.0050	< 0.0020	< 0.0020	< 0.0020	< 0.0050	< 0.0050	< 0.0050	< 0.0050	< 0.0050	< 0.0050	< 0.005	< 0.005	0.005 U	--	0.002 U	0.005 U	0.005 U	0.005 U	0.005 U	0.005 U	0.0050 U	0.005 U	0.005 U
Calcium metal	*	mg/L	--	--	--	--	--	--	--	--	--	--	--	--	--	--	--	--	--	--	--	--	--	--	--	--	**11.8**	**12.4**	**12**	**12**	**12**	**11**	**11**	**12**	**13**
Chromium	0.1	mg/L	< 0.01	< 0.01	**0.0112**	< 0.01	< 0.01	**0.0117**	< 0.0100	< 0.0100	< 0.0100	< 0.010	< 0.010	< 0.0012	< 0.0012	**0.0014 J**	< 0.010	< 0.010	< 0.010	< 0.010	< 0.010	< 0.0100	< 0.010	< 0.010	0.01 U	--	**0.006**	0.01 U	0.01 U	0.01 U	0.01 U	0.01 UJ	0.010 U	0.01 U	0.01 U
Cobalt	*	mg/L	--	--	--	--	--	--	--	--	--	--	--	--	--	--	--	--	--	--	--	--	--	--	--	--	0.007 U	0.01 U	0.01 U	0.01 U	0.01 U	0.01 U	0.010 U	0.01 U	0.01 U
Copper	1.3	mg/L	< 0.01	< 0.01	< 0.01	< 0.01	< 0.01	< 0.0100	< 0.0100	< 0.0100	< 0.0100	< 0.020	< 0.020	**0.0030 J**	< 0.0019	< 0.0019	**0.0024 J**	< 0.020	< 0.020	< 0.020	< 0.020	< 0.0100	**0.0149**	< 0.010	0.01 U	--	0.025 U	0.02 U	0.02 U	0.02 U	0.02 U	0.02 U	**0.0019 B**	**0.0015 B**	**0.0029 B**
Cyanide	0.2	mg/L	< 0.01	< 0.01	< 0.01	< 0.01	< 0.01	< 0.010	< 0.010	< 0.010	< 0.010	< 0.010	< 0.010	< 0.0050	**0.0065 J**	< 0.0050	< 0.010	< 0.010	< 0.010	< 0.010	< 0.010	< 0.010	< 0.010	< 0.010	0.01 U	--	0.01 U	0.01 U	0.01 U	0.01 U	0.01 U	0.015 U	0.010 U	0.01 U	--
Lead	0.015	mg/L	< 0.01	< 0.01	< 0.01	< 0.01	< 0.01	< 0.0100	< 0.0100	< 0.0100	< 0.0100	< 0.010	< 0.010	< 0.0040	< 0.0040	< 0.0040	< 0.010	< 0.010	< 0.010	**0.0024 J**	< 0.0050	< 0.0100	< 0.010	< 0.010	0.01 U	--	0.003 U	0.005 U	0.005 U	0.005 U	0.005 U	0.005 U	0.0050 U	0.005 U	0.005 U
Magnesium	*	mg/L	--	--	--	--	--	--	--	--	--	--	--	--	--	--	--	--	--	--	--	--	--	--	--	--	**8.03**	**7.97**	**7.5**	**7.7**	**7.6**	**6.9**	**6.6**	**7.3**	**7.5**
Mercury	0.002	mg/L	< 0.0002	< 0.0002	< 0.0002	< 0.0002	< 0.0002	< 0.00020	< 0.00020	< 0.00020	< 0.00020	< 0.00020	< 0.00020	< 0.000091	< 0.000091	< 0.000091	< 0.00020	< 0.00020	< 0.00020	< 0.00020	< 0.00020	< 0.00020	< 0.0002	< 0.0002	0.0002 U	--	0.0002 U	0.0002 U	0.0002 U	0.0002 U	0.0002 U	0.0002 U	0.00020 U	0.0002 U	0.00020 U
Nickel	0.1	mg/L	**0.386**	**0.437**	**0.572**	**0.199**	**0.287**	**0.336**	**0.0756**	**0.0628**	**0.0621**	**0.082**	**0.066**	**0.099**	**0.11**	**0.13**	**0.15**	**0.19**	**0.22**	**0.17**	**0.16**	**0.132**	**0.214**	**0.270**	**0.356**	--	**0.211**	**0.179**	**0.091**	0.04 U	0.04 U	0.04 U	**0.029 B**	**0.038 B**	**0.083**
Potassium	*	mg/L	--	--	--	--	--	--	--	--	--	--	--	--	--	--	--	--	--	--	--	--	--	--	--	--	5 U	**3.76**	**4.2**	**3.6**	**3.7**	**4**	**3.2**	**3.6**	**3.7**
Selenium	0.05	mg/L	< 0.02	< 0.02	< 0.02	< 0.02	< 0.02	< 0.0200	< 0.0200	< 0.0200	< 0.0200	< 0.020	< 0.020	< 0.0064	< 0.0064	< 0.0064	< 0.020	< 0.020	< 0.020	**0.0039 J**	< 0.010	< 0.0200	< 0.02	< 0.02	0.02 U	--	0.005 U	0.01 U	0.01 U	0.01 U	0.01 U	0.01 U	0.010 U	**0.0042 B**	0.01 U
Sodium	*	mg/L	--	--	--	--	--	--	--	--	--	--	--	--	--	--	--	--	--	--	--	--	--	--	--	--	**65.2**	**59.7**	**68**	**68**	**83**	**80**	**89**	**94**	**86**
Thallium	0.002	mg/L	< 0.002	< 0.002	< 0.002	< 0.002	< 0.02	< 0.0200	< 0.0200	< 0.0200	< 0.0200	< 0.0010	< 0.0010	< 0.00025	< 0.00025	< 0.00025	< 0.0010	< 0.0010	< 0.0010	< 0.0010	< 0.0010	< 1.00	< 1.00	< 1	0.001 U	--	0.001 U	0.001 U	0.002 U	0.001 U	0.001 U	0.002 U	0.0020 U	0.002 UW	0.002 U
Vanadium (fume or dust)	0.2	mg/L	< 0.01	< 0.01	< 0.01	< 0.01	< 0.01	< 0.0100	< 0.0100	< 0.0100	< 0.0100	< 0.010	< 0.010	< 0.0024	< 0.0024	< 0.0024	< 0.010	< 0.010	< 0.010	< 0.010	< 0.010	< 0.0100	< 0.010	< 0.010	0.01 U	--	0.007 U	0.01 U	0.01 U	0.01 U	0.01 U	0.01 U	0.010 U	0.01 U	0.01 U
Zinc	2	mg/L	< 0.02	< 0.02	< 0.02	**0.0682**	< 0.02	< 0.0200	< 0.0200	< 0.0200	< 0.0200	**0.020**	< 0.020	**0.011 J**	**0.013 J**	**0.014 J**	**0.014 J**		**0.026**	**0.023**	**0.010 J**	< 0.0200	**0.132**	< 0.02	0.02 U	--	0.02 U	**0.0265**	0.02 U	0.02 U	0.02 U	**0.03**	0.020 U	**0.0073 B**	**0.0075 B**

Notes:
* - Not a HSRA regulated compound
ISCO - *in-situ* chemical oxidatior

Data Qualifier Defintions:
-- - Not analyzed
B (Inorganics) - Estimated analyte concentration
D - Analyte concentration reported from secondary dilution
DB - Analyte concentration reported from secondary dilution; analyte detected in method blank
H - Holding time exceeded for sample
J - Estimated analyte concentration
JB (Organic) - Estimated analyte concentration; analyte detected in method blank
Bold = Exceeds the laboratory detection limi
Bold and shaded - Analyte concentration exceeds the Type 1 RRS
JM (Organic) - Estimated analyte concentration; spike sample recovery outside control limits
M (Organic) - Spike sample recovery outside control limits
N - Spike sample recovery outside of control limits
R - Sample data results rejected due to deficiencies in the ability to meet quality control standards
RRS - Risk Reduction Standard
< - Analyte not detected at referenced detection limit
UJ - Analyte not detected; low method bias and/or matrix interference
UN - Analyte not detected; spiked sample recovery outside of control limits
UR - Analyte not detected; data rejected
UWN - Analyte not detected; post digestion spike and spike sample recovery outside control limits

Appendix E-1
Summary of Historical Groundwater Sampling Data - Alluvium, Galliard, and Saprolite Monitoring Wells
January 2001 through July 2017
Atlanta Gas Light Company
Former Manufactured Gas Plant Site
Augusta, Georgia

Chemical Name	Type 1 Risk Reduction Standard	Location ID	MW-311																													
		Sample Date	7/25/2017	1/24/2017	7/26/2016	1/20/2016	7/29/2015	1/15/2015	7/17/2014	1/9/2014	7/11/2013	1/9/2013	7/26/2012	1/18/2012	7/7/2011	1/19/2011	7/14/2010	1/6/2010	7/23/2009	1/14/2009	7/16/2008	1/8/2008	7/11/2007	2/15/2007	2/07 DUP	7/11/2006	7/21/2005	7/21/2005	7/10/2002	1/16/2002	7/18/2001	1/24/2001
		Unit	Post-ISCO																								Pre-ISCO					
Field Parameters																																
Conductivity	*	mS/cm	0.165	0.102	0.274	0.382	457.7	0.426	0.311	0.265	0.343	0.454	0.406	0.309	0.376	0.54	0.251	0.232	0.857	0.83	0.647	0.539	1.041	1.013	1.013	1.101	--	--	--	--	--	--
Dissolved Oxygen (YSI)	*	mg/L	0.2	0.12	0.17	0.31	0.58	0.43	0.43	1.50	2.30	0.48	2.22	6.80	0.94	5.71	0.84	0.21	5.25	6.15	0.27	0.42	0.08	2.49	2.49	0.19	--	--	--	--	--	--
Oxidation Reduction Potential	*	mV	20.7	11.9	-69.8	-64.3	-42.6	-111.5	-142.3	-80.5	-104.0	-15.7	-22	-32.8	-11.7	132	18	11.1	-155.5	-27.3	-176.4	-50.1	-212.4	-65.3	-65.3	-102.9	--	--	--	--	--	--
pH	*	SU	6.35	6.44	6.61	3.42	6.08	6.24	6.42	6.54	6.36	6.29	5.89	6.73	6.45	0.475	6.09	6.99	6.79	0.751	6.27	6.52	6.79	6.92	6.92	6.59	--	--	--	--	--	--
Temperature	*	Celsius	26.19	20.73	24.89	18.38	24.3	13.9	22.24	19.58	22.64	22.84	26.49	18.61	23.51	18.5	23.5	12.54	32.34	19	23.39	21.73	23.42	16.93	16.93	26.12	--	--	--	--	--	--
Turbidity	*	NTU	9.71	8.06	7.32	1.16	5.39	8.61	23.2	9.89	115	2.47	6.23	11.0	--	11	4.48	3.55	9.66	2.1	6.43	5.56	3.6	4.93	4.93	3.14	--	--	--	--	--	--
Monitored Natural Attenuation Parameters																																
Carbon Dioxide	*	µg/L	--	--	--	--	--	329	325	179	282	69	110	560 B	1,600 B	1,800	580 B	350	750	1,800	1,100	< 1000	< 1000	--	--	750	--	--	--	--	--	--
Iron	*	mg/L	--	--	--	--	--	--	--	--	--	--	--	--	--	--	--	--	--	--	--	--	--	--	--	6.92	4.67	4.45	13	110	57	23
Iron, as Ferrous (Fe+2)	*	mg/L	--	--	--	--	--	4.15	6.29	0.761 H	9.08 H	0.67 HF	0.60 HF	0.49 HF	1.0 HF	3.6 HF	0.033 JHF	0.17 HF	< 0.10 HF	1.6 HF	0.15	1.33	2.19	5.09	5.2	5.79 H	--	--	--	--	--	--
Manganese, Total	*	mg/L	--	--	--	--	--	--	--	--	--	--	--	--	--	--	--	--	--	--	--	--	--	--	--	1.07	1.21	1.14	1.5	1.8	2.0	1.7
Manganese, Dissolved	*	mg/L	--	--	--	--	--	--	--	--	--	--	--	--	--	--	--	--	--	--	--	--	--	--	--	0.886	--	--	--	--	--	--
Methane	*	µg/L	--	--	--	--	--	410	380	190	240	7.8	230	17	330	400	1.9	15	75	500	65	1,500	1,400	1,300	1,100	1.6	--	--	--	--	--	--
Nitrate	*	mg/L	--	--	--	--	--	< 0.25	< 0.25	<0.25	< 0.25	1.0	< 0.25	0.37	< 0.075	< 0.36	0.49 J	< 1.1	< 1.1	0.069	<0.50	< 0.25	< 0.25	< 0.25	< 0.25	0.25 U	--	--	--	--	--	--
Nitrogen	*	mg/L	--	--	--	--	--	--	--	--	--	--	--	--	--	--	--	--	--	--	--	--	--	--	--	11	--	--	--	--	--	--
Nitrogen, ammonia (as N)	*	mg/L	--	--	--	--	--	--	--	--	--	--	--	--	--	--	--	--	--	--	--	--	--	--	--	2.57	--	--	--	--	--	--
Oxygen	*	mg/L	--	--	--	--	--	7.20 H	7.29 H	7.91 H	6.31 H	5.6	4.8	1.4	1.3	1.3	1.6	1.5	1.1	1.1	1.1	1.2	1.2	2	2.5	5.3	--	--	--	--	--	--
Sulfate	*	mg/L	--	--	--	--	--	< 1.0	6.1	4.5	14	18	5.1	5.4	5.6	38	35	14	73	94	45	50	84	5.7	4.3	1 U	--	--	--	--	--	--
Sulfide	*	mg/L	--	--	--	--	--	--	--	--	--	--	--	--	--	--	--	--	--	--	--	--	--	--	--	2 U	--	--	--	--	--	--
Volatile Organic Compounds																																
Acetone	4,000	µg/L	< 50	< 50	< 50	< 50	< 50	< 50	< 50	< 50	< 50	< 100	< 100	< 5.0	< 25	< 5.0	11 J	< 100	< 100	< 200	< 100	< 50	< 50	< 50 R	< 50	50 U	310 U	180 U	250 U	500 U	2,500 U	2,500 U
Benzene	5	µg/L	< 5.0	< 5.0	44	58	480	370	21	14	< 5.0	72	46	26	420	71	3.6 J	9.5	19	84	130	730	9,600	4,100	3,800	11,000	870	880	35	150	30,000 D	34,000 D
Carbon Disulfide	4,000	µg/L	< 5.0	< 5.0	< 5.0	< 5.0	< 5.0	< 5.0	< 5.0	< 5.0	< 5.0	< 5.0	< 5.0	< 0.60	< 3.0	< 0.60	< 5.0	< 5.0	< 5.0	< 10	< 5.0	< 5.0	< 5	< 5	< 5	5 U	120 U	7.1 U	10 U	20 U	100 U	100 U
Ethylbenzene	700	µg/L	< 5.0	< 5.0	7.5	11	61	94	< 5.0	< 5.0	< 5.0	13	9.4	12	64	6.3	0.44 J	< 5.0	< 5.0	71	290	2,500	1,700	750	710	1,800	530	520	740	2,300	1,900	2,900
Methylene Chloride	5	µg/L	< 5.0	< 5.0	< 5.0	< 5.0	< 5.0	< 5.0	< 5.0	< 5.0	< 5.0	< 5.0	< 5.0	< 1.0	< 5.0	< 1.0	< 5.0	< 5.0	< 5.0	< 10	< 5.0	< 5.0	< 5	< 5	< 5	5 U	62 U	36 U	50 U	100 U	500 U	500 U
Toluene	1,000	µg/L	< 5.0	< 5.0	< 5.0	< 5.0	< 5.0	9.6	< 5.0	< 5.0	< 5.0	< 5.0	< 5.0	0.45 J	11 J	1.5 J	< 5.0	< 5.0	< 5.0	0.68 J	1.2 J	190	200	35	32	70	23	22	21	22	47 J	310
Trichloroethylene	5	µg/L	< 5.0	< 5.0	< 5.0	< 5.0	< 5.0	< 5.0	< 5.0	< 5.0	< 5.0	< 5.0	< 5.0	< 0.13	< 0.65	< 0.13	< 5.0	< 5.0	< 5.0	< 10	< 5.0	< 5.0	< 5	< 5	< 5	5 U	120 U	7.1 U	10 U	20 U	100 U	100 U
Xylenes, total	2,000	µg/L	< 5.0	< 5.0	< 5.0	< 5.0	16	41	< 5.0	< 5.0	< 5.0	9.2	7.5	4.8 J	59	4.9 J	< 5.0	< 5.0	< 5.0	10	9.6	550	320	230	220	--	96	96	54	69	210	420
Semivolatile Organic Compounds																																
2-Methylnaphthalene	*	µg/L	--	--	--	--	--	--	--	--	--	--	--	--	--	--	--	--	--	--	--	--	--	--	--	--	63	51	71	280	270	470
Acenaphthene	2,000	µg/L	< 0.5	< 0.5	< 0.5	1.5	14	13	3.2	7.2	6.9	4.4	4.2	35	14	15	< 0.19	2.0	7.7	20 J	0.49	< 10	51	22	23	79	45	38	24	68	72	100
Acenaphthylene	10	µg/L	< 1.0	< 1.0	< 1.0	< 1.0	1.0	3.2	< 1.0	1.2	1.2	< 2.2	0.55	3.1	3.7	2.9	< 0.19	0.33	1.5	< 39	0.82	< 10	< 10	< 10	< 10	10 U	10 U	16 U	3.2 J	20 U	50 U	25 J
Anthracene	10	µg/L	< 0.05	< 0.05	< 0.05	< 0.05	0.64	0.56	0.32	0.51	0.49	< 2.2	< 0.22	1.1 J	0.77	0.34	< 0.19	< 0.19	< 0.19	< 39	< 0.19	< 10	< 10	< 10	< 10	10 U	10 U	16 U	10 U	20 U	50 U	50 U
Benz(a)anthracene	0.1	µg/L	< 0.05	< 0.05	< 0.05	< 0.05	< 0.05	< 0.050	0.067	< 0.050	< 0.050	< 2.2	< 0.22	< 1.1	< 0.11	< 0.095	< 0.19	< 0.19	< 0.19	< 39	< 0.19	< 0.050	< 0.05	< 0.05	< 0.05	0.05 U	10 U	16 U	10 U	20 U	50 U	50 U
Benzo(a)pyrene	0.2	µg/L	< 0.05	< 0.05	< 0.05	< 0.05	< 0.05	< 0.050	< 0.050	< 0.050	< 0.050	< 2.2	< 0.22	< 1.1	< 0.11	< 0.095	< 0.19	< 0.19	< 0.19	< 39	< 0.19	< 0.050	< 0.05	< 0.05	< 0.05	0.05 U	10 U	16 U	10 U	20 U	50 U	50 U
Benzo(b)fluoranthene	0.2	µg/L	< 0.1	< 0.1	< 0.1	< 0.1	< 0.1	< 0.10	< 0.10	< 0.10	< 0.10	< 2.2	< 0.22	< 1.1	< 0.11	< 0.095	< 0.19	< 0.19	< 0.19	< 39	< 0.19	< 0.10	< 0.1	< 0.1	< 0.1	0.1 U	10 U	16 U	10 U	20 U	50 U	50 U
Benzo(g,h,i)perylene	10	µg/L	< 0.1	< 0.1	< 0.1	< 0.1	< 0.1	< 0.10	< 0.10	< 0.10	< 0.10	< 2.2	< 0.22	< 1.1	< 0.11	< 0.095	< 0.19	< 0.19	< 0.19	< 39	< 0.19	< 10	< 10	< 10	< 10	10 U	10 U	16 U	10 U	20 U	50 U	50 U
Benzo(k)fluoranthene	10	µg/L	< 0.05	< 0.05	< 0.05	< 0.05	< 0.05	< 0.050	< 0.050	< 0.050	< 0.050	< 2.2	< 0.22	< 1.1	< 0.11	< 0.095	< 0.19	< 0.19	< 0.19	< 39	< 0.19	< 10	< 10	< 10	< 10	10 U	10 U	16 U	10 U	20 U	50 U	50 U
Chrysene	0.2	µg/L	< 0.05	< 0.05	< 0.05	< 0.05	< 0.05	< 0.050	< 0.050	< 0.050	< 0.050	< 2.2	< 0.22	< 0.48	< 0.050	< 0.043	< 0.19	< 0.19	< 0.19	< 39	< 0.19	< 0.050	< 0.05	< 0.05	< 0.05	0.05 U	10 U	16 U	10 U	20 U	50 U	50 U
Dibenzo(a,h)anthracene	0.3	µg/L	< 0.1	< 0.1	< 0.1	< 0.1	< 0.1	< 0.10	< 0.10	< 0.10	< 0.10	< 2.2	< 0.22	< 1.1	< 0.11	< 0.095	< 0.19	< 0.19	< 0.19	< 39	< 0.19	< 0.10	< 0.1	< 0.1	< 0.1	0.1 U	10 U	16 U	10 U	20 U	50 U	50 U
Dibenzofuran	1	µg/L	--	--	--	--	--	--	--	--	--	--	--	--	--	--	--	--	--	--	--	--	--	--	--	--	10 U	16 U	0.81 J	2.8 J	2.6 J	5.1 J
Fluoranthene	1,000	µg/L	< 0.1	< 0.1	< 0.1	< 0.1	< 0.1	< 0.10	< 0.10	< 0.10	< 0.10	< 2.2	< 0.22	< 1.1	< 0.11	< 0.095	< 0.19	< 0.19	< 0.19	< 39	< 0.19	< 10	< 10	< 10	< 10	10 U	10 U	16 U	10 U	20 U	50 U	50 U
Fluorene	1,000	µg/L	< 0.1	< 0.1	< 0.1	0.4	6.2	5.5	1.5	4.1	3.9	< 2.2	2.0	13	13	5.2	< 0.19	0.57	1.5	5.5 J	< 0.19	10	< 10	< 10	< 10	12	10 U	16 U	3.3 J	8.2 J	9.2 J	13 J
Indeno(1,2,3-cd)pyrene	0.4	µg/L	< 0.05	< 0.05	< 0.05	< 0.05	< 0.05	< 0.050	< 0.050	< 0.050	< 0.050	< 2.2	< 0.22	< 1.1	< 0.11	< 0.095	< 0.19	< 0.19	< 0.19	< 39	< 0.19	< 0.050	< 0.05	< 0.05	< 0.05	0.05 U	10 U	16 U	10 U	20 U	50 U	50 U
Naphthalene	20	µg/L	< 0.5	0.79	< 0.5	52	250	560	12	12	5.5	55	< 0.22	1,200 D	1.1	71	0.13 J	5.1	2.3	1,400	0.75	5,100	2,200	< 10	< 10	2,000	2,100	1,700	1,300 D	3,500 D	4,800 D	6,700 D
Phenanthrene	10	µg/L	< 0.05	< 0.05	< 0.05	0.15	4.1	3.3	1.1	3.1	2.7	< 2.2	0.82	10	5.4	3.5	< 0.19	0.26	< 0.19	< 39	< 0.19	< 10	< 10	< 10	< 10	10 U	10 U	16 U	1.1 J	3.8 J	50 U	4.1 J
Pyrene	1,000	µg/L	< 0.05	< 0.05	< 0.05	< 0.05	< 0.05	< 0.050	0.07	< 0.050	< 0.050	< 2.2	< 0.22	< 1.1	< 0.11	< 0.095	< 0.19	< 0.19	< 0.19	< 39	< 0.19	< 10	< 10	< 10	< 10	10 U	10 U	16 U	10 U	20 U	50 U	50 U
Inorganic Compounds																																
Aluminum (fume or dust)	*	mg/L	--	--	--	--	--	--	--	--	--	--	--	--	--	--	--	--	--	--	--	--	--	--	--	--	0.2 U	0.2 U	0.13 B	63	20	4.0
Antimony	0.01	mg/L	< 0.006	< 0.006	< 0.006	< 0.006	< 0.02	< 0.0200	< 0.0200	< 0.0200	< 0.0200	< 0.020	< 0.020	< 0.0053	< 0.0053	< 0.0053	< 0.020	< 0.020	< 0.020	< 0.020	< 0.020	< 0.0200	< 0.02	< 0.02	< 0.02	0.02 U	0.006 U	0.006 U	0.02 U	0.02 U	0.02 U	0.02 U
Arsenic	0.05	mg/L	< 0.05	< 0.05	< 0.05	< 0.05	< 0.05	< 0.0500	< 0.0500	< 0.0500	< 0.0500	< 0.020	< 0.020	0.0049 J	< 0.0046	--	< 0.020	< 0.020	< 0.020	< 0.010	< 0.010	<0.0500	< 0.05	< 0.05	< 0.05	0.05 U	0.01 U	0.01 U	0.01 U	0.0089 B	0.0039 J	0.01 U
Barium	2	mg/L	0.0187	0.00914	0.044	0.0478	0.218	0.185	0.304	0.0281	0.145	0.048	0.059	0.060	0.11	0.21	0.020	0.031	0.20	0.26	0.12	0.343	0.306	0.288	0.294	0.314	0.343	0.323	0.077	0.34	0.22	0.17
Beryllium	0.004	mg/L	< 0.004	< 0.004	< 0.004	< 0.004	< 0.01	< 0.0100	< 0.0100	< 0.0100	< 0.0100	< 0.0040	< 0.0040	< 0.00020	< 0.00020	0.00026 J	< 0.0040	< 0.0040	< 0.0040	< 0.0040	< 0.0040	< 0.0100	< 0.010	< 0.010	< 0.010	0.01 U	0.004 U	0.004 U	0.004 U	0.005	0.0012 J	0.004 U
Cadmium	0.005	mg/L	0.0312	0.0601	0.0248	0.0338	< 0.005	< 0.005	0.0133	0.0600	0.0240	0.034	0.023	0.028	0.017	0.0053	0.0076	0.043	0.018	0.0076	0.042	< 0.0050	0.0073	0.0051	< 0.005	0.005 U	0.005 U	0.005 U	0.005 U	0.0018 B	0.005 U	0.005 U
Calcium metal	*	mg/L	--	--	--	--	--	--	--	--	--	--	--	--	--	--	--	--	--	--	--	--	--	--	--	--	38.3	35.9	44	48	57	53
Chromium	0.1	mg/L	< 0.01	< 0.01	< 0.01	< 0.01	< 0.01	< 0.0100	< 0.0100	< 0.0100	< 0.0100	< 0.010	< 0.010	< 0.0012	< 0.0012	< 0.0012	< 0.010	< 0.010	< 0.010	< 0.010	< 0.010	< 0.0100	< 0.010	< 0.010	< 0.010	0.01 U	0.01 U	0.01 U	0.01 U	0.084	0.038	0.0042 B
Cobalt	*	mg/L	--	--	--	--	--	--	--	--	--	--	--	--	--	--	--	--	--	--	--	--	--	--	--	--	0.01 U	0.01 U	0.01 U	0.028	0.0092 J	0.0039 B
Copper	1.3	mg/L	< 0.01	< 0.01	< 0.01	0.0543	< 0.01	< 0.0100	< 0.0100	< 0.0100	< 0.0100	< 0.020	< 0.020	< 0.0019	< 0.0019	0.0030 JB	< 0.020	< 0.020	< 0.020	< 0.020	< 0.020	< 0.0100	< 0.010	< 0.010	< 0.010	0.01 U	0.02 U	0.02 U	0.02 U	0.29	0.088	0.013 B
Cyanide	0.2	mg/L	< 0.01	< 0.01	< 0.01	< 0.01	0.018	< 0.010	< 0.010	< 0.010	< 0.010	< 0.010	< 0.010	< 0.0050	0.0082 J	< 0.0050	< 0.010	< 0.010	< 0.010	0.0088 J	0.006 J	0.049	0.054	0.022	0.012	0.019	0.0136	0.01 U	0.022	0.015	0.016	0.01 U
Lead	0.015	mg/L	< 0.01	< 0.01	< 0.01	< 0.01	< 0.01	< 0.0100	< 0.0100	< 0.0100	< 0.0100	< 0.010	< 0.010	< 0.0040	< 0.0040	< 0.0040	< 0.010	< 0.010	< 0.010	0.0023 J	< 0.0050	< 0.0100	< 0.010	< 0.010	< 0.010	0.01 U	0.005 U	0.005 U	0.0017 B	0.044	0.015 U	0.0032 B
Magnesium	*	mg/L	--	--	--	--	--	--	--	--	--	--	--	--	--	--	--	--	--	--	--	--	--	--	--	--	20.2	19	24	28	31	28
Mercury	0.002	mg/L	< 0.0002	< 0.0002	< 0.0002	< 0.0002	< 0.0002	< 0.00020	< 0.00020	< 0.00020	< 0.00020	< 0.00020	< 0.00020	< 0.000091	< 0.000091	< 0.000091	< 0.00020	< 0.00020	< 0.00020	< 0.00020	< 0.00020	< 0.00020	< 0.0002	< 0.0002	< 0.0002	0.0002 U	0.0002 U	0.0002 U	0.0002 U	0.00017 B	0.0002 U	0.00020 U
Nickel	0.1	mg/L	< 0.02	< 0.02	< 0.02	0.0671	< 0.02	< 0.0200	< 0.0200	< 0.0200	< 0.0200	< 0.040	< 0.040	0.018 J	0.011 J	< 0.0023	0.0046 J	< 0.040	< 0.040	0.0027 J	0.0025 J	< 0.0200	< 0.02	< 0.02	< 0.02	0.02 U	0.04 U	0.04 U	0.04 U	0.047	0.026 J	0.0072 B
Potassium	*	mg/L	--	--	--	--	--	--	--	--	--	--	--	--	--	--	--	--	--	--	--	--	--	--	--	--	3.62	3.37	4.5	7.3	6.6	8.8
Selenium	0.05	mg/L	< 0.02	< 0.02	< 0.02	< 0.02	< 0.02	< 0.0200	< 0.0200	< 0.0200	< 0.0200	< 0.020	< 0.020	< 0.0064	< 0.0064	< 0.0064	< 0.020	< 0.020	< 0.020	< 0.010	< 0.010	< 0.0200	< 0.02	< 0.02	< 0.02	0.02 U	0.01 U	0.01 U	0.01 U	0.01 U	0.01 U	0.01 U
Sodium	*	mg/L	--	--	--	--	--	--	--	--	--	--	--	--	--	--	--	--	--	--	--	--	--	--	--	--	188	175	140	130	170	170
Thallium	0.002	mg/L	< 0.002	< 0.002	< 0.002	< 0.002	< 0.02	< 0.0200	< 0.0200	< 0.0200	< 0.0200	< 0.0010	< 0.0010	< 0.00025	< 0.00025	< 0.00025	< 0.0010	< 0.0010	< 0.0010	< 0.0010	< 0.0010	< 1.00	< 1.00	< 1	< 1	0.001 U	0.001 U	0.001 U	0.002 UWN	0.002 U	0.0017 B	0.002 UW
Vanadium (fume or dust)	0.2	mg/L	< 0.01	< 0.01	< 0.01	< 0.01	< 0.01	< 0.0100	< 0.0100	< 0.0100	< 0.0100	< 0.010	< 0.010	0.0027 J	0.0038 J	< 0.0024	< 0.010	< 0.010	< 0.010	< 0.010	0.0018 J	< 0.0100	< 0.010	< 0.010	< 0.010	0.01 U	0.01 U	0.01 U	0.01 U	0.36	0.097	0.013
Zinc	2	mg/L	0.0682	0.0544	0.0252	0.0659	< 0.02	< 0.0200	< 0.0200	< 0.0200	< 0.0200	0.024	< 0.020	0.016 J	0.012 J	< 0.0087	0.020	< 0.020	< 0.020	0.021	0.011 J	< 0.0200	0.0385	< 0.02	< 0.02	0.02 U	0.02 U	0.02 U	0.02 U	0.26	0.096	0.038

Notes:
* - Not a HSRA regulated compound
ISCO - *in-situ* chemical oxidation

Data Qualifier Defintions:
-- - Not analyzed
B (Inorganics) - Estimated analyte concentration
D - Analyte concentration reported from secondary dilution
DB - Analyte concentration reported from secondary dilution; analyte detected in method blank
H - Holding time exceeded for sample
J - Estimated analyte concentration
JB (Organic) - Estimated analyte concentration; analyte detected in method blank
Bold = Exceeds the laboratory detection limit
Bold and shaded - Analyte concentration exceeds the Type 1 RRS
JM (Organic) - Estimated analyte concentration; spike sample recovery outside control limits
M (Organic) - Spike sample recovery outside control limits
N - Spike sample recovery outside of control limits
R - Sample data results rejected due to deficiencies in the ability to meet quality control standards
RRS - Risk Reduction Standard
< - Analyte not detected at referenced detection limit
UJ - Analyte not detected; low method bias and/or matrix interference
UN - Analyte not detected; spiked sample recovery outside of control limits
UR - Analyte not detected; data rejected
UWN - Analyte not detected; post digestion spike and spike sample recovery outside control limits

Appendix E-1
Summary of Historical Groundwater Sampling Data - Alluvium, Galliard, and Saprolite Monitoring Wells
January 2001 through July 2017
Atlanta Gas Light Company
Former Manufactured Gas Plant Site
Augusta, Georgia

Chemical Name	Type 1 Risk Reduction Standard	Location ID	MW-312																			MW-313				MW-314	MW-315				MW-316
		Sample Date	7/22/2009	1/14/2009	7/21/2008	1/8/2008	7/12/2007	2/13/2007	7/12/2006	1/10/2006	7/19/2005	1/19/2005	1/05 DUP	7/14/2004	1/21/2004	7/20/2003	1/16/2003	7/10/2002	1/18/2002	7/16/2001	1/19/2001	7/27/2017	1/25/2017	7/28/2016	1/21/2016	10/5/2006	7/26/2017	1/26/2017	7/28/2016	1/21/2016	10/4/2006
		Unit	Post-ISCO								Pre-ISCO											Post-ISCO									
Field Parameters																															
Conductivity	*	mS/cm	0.474	1.19	0.548	0.692	0.411	0.365	0.221	--	--	--	--	--	--	--	--	--	--	--	--	0.455	0.34	0.317	0.309	2.28	0.581	0.599	0.614	0.52	0.513
Dissolved Oxygen (YSI)	*	mg/L	2.25	6.45	0.68	0.27	0.58	3.20	1.07	--	--	--	--	--	--	--	--	--	--	--	--	1.99	0.19	0.45	1.32	0.15	0.21	0.2	0.18	0.42	0.47
Oxidation Reduction Potential	*	mV	-52.7	-47.8	-64.6	-93.1	-33.2	-7.8	20.2	--	--	--	--	--	--	--	--	--	--	--	--	-12.7	25	-72.4	-128.5	-60.6	-56.1	-47.3	-42.9	-68.8	-112.7
pH	*	SU	6.92	0.539	7.03	6.61	7.62	7.16	6.45	--	--	--	--	--	--	--	--	--	--	--	--	10.99	8.33	8.65	12.6	6.25	6.69	6.65	6.82	6.64	6.81
Temperature	*	Celsius	30.67	18.27	28.11	23.69	23.59	22.53	24.72	--	--	--	--	--	--	--	--	--	--	--	--	24.23	22.05	24.03	20.98	23.94	23.87	22.53	23.34	21.87	25.53
Turbidity	*	NTU	7.99	3.2	8.62	1.25	0.56	1.04	0.00	--	--	--	--	--	--	--	--	--	--	--	--	9.6	1.63	3.91	1.42	8.41	2.09	4.5	5.78	1.53	0.68
Monitored Natural Attenuation Parameters																															
Carbon Dioxide	*	µg/L	--	--	--	--	--	--	--	--	--	--	--	--	--	--	--	--	--	--	--	--	--	--	--	--	--	--	--	--	--
Iron	*	mg/L	--	--	--	--	--	--	--	0.936	0.189	0.29	0.27	0.54	0.72	0.17	2.2	2.5	6.1	10	11 N	--	--	--	--	--	--	--	--	--	--
Iron, as Ferrous (Fe+2)	*	mg/L	--	--	--	--	--	--	--	--	--	--	--	--	--	--	--	--	--	--	--	--	--	--	--	--	--	--	--	--	--
Manganese, Total	*	mg/L	--	--	--	--	--	--	--	0.371	0.0564	0.097	0.11	0.11	0.31	0.04 U	0.39	0.44	0.77	0.89	1.6	--	--	--	--	--	--	--	--	--	--
Manganese, Dissolved	*	mg/L	--	--	--	--	--	--	--	--	--	--	--	--	--	--	--	--	--	--	--	--	--	--	--	--	--	--	--	--	--
Methane	*	µg/L	--	--	--	--	--	--	--	--	--	--	--	--	--	--	--	--	--	--	--	--	--	--	--	--	--	--	--	--	--
Nitrate	*	mg/L	--	--	--	--	--	--	--	--	--	--	--	--	--	--	--	--	--	--	--	--	--	--	--	--	--	--	--	--	--
Nitrogen	*	mg/L	--	--	--	--	--	--	--	--	--	--	--	--	--	--	--	--	--	--	--	--	--	--	--	--	--	--	--	--	--
Nitrogen, ammonia (as N)	*	mg/L	--	--	--	--	--	--	--	--	--	--	--	--	--	--	--	--	--	--	--	--	--	--	--	--	--	--	--	--	--
Oxygen	*	mg/L	--	--	--	--	--	--	--	--	--	--	--	--	--	--	--	--	--	--	--	--	--	--	--	--	--	--	--	--	--
Sulfate	*	mg/L	--	--	--	--	--	--	--	--	--	--	--	--	--	--	--	--	--	--	--	--	--	--	--	--	--	--	--	--	--
Sulfide	*	mg/L	--	--	--	--	--	--	--	--	--	--	--	--	--	--	--	--	--	--	--	--	--	--	--	--	--	--	--	--	--
Volatile Organic Compounds																															
Acetone	4,000	µg/L	< 100	< 100	< 100	< 50	< 50	< 50	< 50	**10**	25 U	25 U	25 U	25 U	25 U	25 U	25 U	25 U	25 U	25 U	25 U	< 50	< 50	< 50	< 50	50 U	< 50	< 50	< 50	< 50	50 R
Benzene	5	µg/L	< 5.0	< 5.0	< 5.0	< 5.0	< 5	< 5	< 5	1.0 U	1.0 U	1.0 U	1.0 U	1.0 U	1.0 U	1.0 U	1.0 U	1.0 U	1.0 U	1.0 U	1.0 U	< 5.0	< 5.0	< 5.0	< 5.0	5 U	< 5.0	< 5.0	< 5.0	< 5.0	13000
Carbon Disulfide	4,000	µg/L	< 5.0	< 5.0	< 5.0	< 5.0	< 5	< 5	< 5	1.0 U	1.0 U	1.0 U	1.0 U	1.0 U	1.0 U	1.0 U	1.0 U	1.0 U	1.0 U	1.0 U	1.0 U	< 5.0	< 5.0	< 5.0	< 5.0	5 U	< 5.0	< 5.0	< 5.0	< 5.0	5 U
Methylene Chloride	5	µg/L	< 5.0	< 5.0	< 5.0	< 5.0	< 5	< 5	< 5	1.0 U	5.0 U	5.0 U	5.0 U	5.0 U	5.0 U	5.0 U	5.0 U	5.0 U	5.0 U	5.0 U	**1.2 J**	< 5.0	< 5.0	< 5.0	< 5.0	5 U	< 5.0	< 5.0	< 5.0	< 5.0	5 U
Ethylbenzene	700	µg/L	< 5.0	< 5.0	< 5.0	< 5.0	< 5	< 5	< 5	1.0 U	1.0 U	1.0 U	1.0 U	1.0 U	1.0 U	1.0 U	1.0 U	1.0 U	1.0 U	1.0 U	1.0 U	< 5.0	< 5.0	< 5.0	< 5.0	5 U	< 5.0	< 5.0	< 5.0	< 5.0	1700
Toluene	1,000	µg/L	< 5.0	**0.32 J**	< 5.0	< 5.0	< 5	< 5	< 5	1.0 U	1.0 U	1.0 U	1.0 U	**2**	1.0 U	1.0 U	1.0 U	1.0 U	1.0 U	1.0 U	1.0 U	< 5.0	< 5.0	< 5.0	< 5.0	5 U	< 5.0	< 5.0	< 5.0	< 5.0	26
Trichloroethylene	5	µg/L	< 5.0	**0.44 J**	< 5.0	< 5.0	< 5	< 5	< 5	1.0 U	1.0 U	1.0 U	1.0 U	1.0 U	1.0 U	1.0 U	**0.46 J**	**0.73 J**	**0.64 J**	**0.82 J**	**1.3**	< 5.0	< 5.0	< 5.0	< 5.0	5 U	< 5.0	< 5.0	< 5.0	< 5.0	5 U
Xylenes, total	2,000	µg/L	< 5.0	< 5.0	< 5.0	< 5.0	< 5	< 5	< 5	2.0 U	2.0 U	2.0 U	2.0 U	2.0 U	2.0 U	2.0 U	2.0 U	2.0 U	2.0 U	2.0 U	2.0 U	< 5.0	< 5.0	< 5.0	< 5.0	5 U	< 5.0	< 5.0	< 5.0	< 5.0	860
Semivolatile Organic Compounds																															
2-Methylnaphthalene	*	µg/L	--	--	--	--	--	--	--	0.2 U	0.2 U	0.2 U	0.2 U	0.2 U	0.2 U	10 U	10 U	10 U	10 U	10 U	10 U	--	--	--	--	--	--	--	--	--	--
Acenaphthene	2,000	µg/L	< 0.19	< 0.19	< 0.19	< 10	< 10	< 10	< 10	0.2 U	0.2 U	0.2 U	0.2 U	0.2 U	0.2 U	10 U	10 U	10 U	10 U	10 U	10 U	< 0.5	< 0.5	< 0.5	< 0.5	10 U	**2.5**	**4.5**	**4.0**	**2.1**	43
Acenaphthylene	10	µg/L	< 0.19	< 0.19	< 0.19	< 10	< 10	< 10	< 10	0.2 U	0.2 U	0.2 U	0.2 U	0.2 U	0.2 U	10 U	10 U	10 U	10 U	10 U	10 U	< 1.0	< 1.0	< 1.0	< 1.0	10 U	< 1.0	< 1.0	< 1.0	< 1.0	10 U
Anthracene	10	µg/L	< 0.19	< 0.19	< 0.19	< 10	< 10	< 10	< 10	0.2 U	0.2 U	0.2 U	0.2 U	0.2 U	0.2 U	10 U	10 U	10 U	10 U	10 U	10 U	< 0.05	< 0.05	< 0.05	< 0.05	10 U	< 0.05	< 0.05	< 0.05	< 0.05	10 U
Benz(a)anthracene	0.1	µg/L	< 0.19	< 0.19	< 0.19	< 0.050	< 0.05	< 0.05	< 0.05	0.2 U	0.2 U	0.2 U	0.2 U	0.2 U	0.2 U	10 U	10 U	10 U	10 U	10 U	10 U	< 0.05	< 0.05	< 0.05	< 0.05	0.05 U	< 0.05	< 0.05	< 0.05	< 0.05	0.05 U
Benzo(a)pyrene	0.2	µg/L	< 0.19	< 0.19	< 0.19	< 0.050	< 0.05	< 0.05	< 0.05	0.2 U	0.2 U	0.2 U	0.2 U	0.2 U	0.2 U	10 U	10 U	10 U	10 U	10 U	10 U	< 0.05	< 0.05	< 0.05	< 0.05	0.05 U	< 0.05	< 0.05	**0.055**	**0.07**	0.05 U
Benzo(b)fluoranthene	0.2	µg/L	< 0.19	< 0.19	< 0.19	< 0.10	< 0.1	< 0.1	< 0.1	0.2 U	0.2 U	0.2 U	0.2 U	0.2 U	0.2 U	10 U	10 U	10 U	10 U	10 U	10 U	< 0.1	< 0.1	< 0.1	< 0.1	0.1 U	< 0.1	**0.11**	**0.11**	**0.17**	0.1 U
Benzo(g,h,i)perylene	10	µg/L	< 0.19	< 0.19	< 0.19	< 10	< 10	< 10	< 10	0.2 U	0.2 U	0.2 U	0.2 U	0.2 U	0.2 U	10 U	10 U	10 U	10 U	10 U	10 U	**0.16**	< 0.1	< 0.1	< 0.1	10 U	< 0.1	< 0.1	< 0.1	**0.13**	10 U
Benzo(k)fluoranthene	10	µg/L	< 0.19	< 0.19	< 0.19	< 10	< 10	< 10	< 10	0.2 U	0.2 U	0.2 U	0.2 U	0.2 U	0.2 U	10 U	10 U	10 U	10 U	10 U	10 U	< 0.05	< 0.05	< 0.05	< 0.05	10 U	< 0.05	**0.057**	**0.054**	**0.084**	10 U
Chrysene	0.2	µg/L	< 0.19	< 0.19	< 0.19	< 0.050	< 0.05	< 0.05	< 0.05	0.2 U	0.2 U	0.2 U	0.2 U	0.2 U	0.2 U	10 U	10 U	10 U	10 U	10 U	10 U	< 0.05	< 0.05	< 0.05	< 0.05	0.05 U	< 0.05	**0.063**	**0.05**	**0.093**	0.05 U
Dibenzo(a,h)anthracene	0.3	µg/L	< 0.19	< 0.19	< 0.19	< 0.10	< 0.1	< 0.1	< 0.1	0.2 U	0.2 U	0.2 U	0.2 U	0.2 U	0.2 U	10 U	10 U	10 U	10 U	10 U	10 U	**0.12**	< 0.1	< 0.1	< 0.1	0.1 U	< 0.1	< 0.1	< 0.1	< 0.1	0.1 U
Dibenzofuran	1	µg/L	--	--	--	--	--	--	--	1.0 U	0.2 U	0.2 U	0.2 U	0.2 U	0.2 U	10 U	10 U	10 U	10 U	10 U	10 U	--	--	--	--	--	--	--	--	--	--
Fluoranthene	1,000	µg/L	< 0.19	< 0.19	< 0.19	< 10	< 10	< 10	< 10	0.2 U	0.2 U	0.2 U	0.2 U	0.2 U	0.2 U	10 U	10 U	10 U	10 U	10 U	10 U	< 0.1	< 0.1	< 0.1	< 0.1	10 U	< 0.1	< 0.1	< 0.1	< 0.1	10 U
Fluorene	1,000	µg/L	< 0.19	< 0.19	< 0.19	< 10	< 10	< 10	< 10	0.2 U	0.2 U	0.2 U	0.2 U	0.2 U	0.2 U	10 U	10 U	10 U	10 U	10 U	10 U	< 0.1	< 0.1	< 0.1	< 0.1	10 U	< 0.1	< 0.1	< 0.1	< 0.1	10 U
Indeno(1,2,3-cd)pyrene	0.4	µg/L	< 0.19	< 0.19	< 0.19	< 0.050	< 0.05	< 0.05	< 0.05	0.2 U	0.2 U	0.2 U	0.2 U	0.2 U	0.2 U	10 U	10 U	10 U	10 U	10 U	10 U	**0.13**	< 0.05	< 0.05	< 0.05	0.05 U	< 0.05	< 0.05	**0.065**	**0.085**	0.05 U
Naphthalene	20	µg/L	< 0.19	**0.036 J**	< 0.19	< 10	< 10	< 10	< 10	0.2 U	0.2 U	0.2 U	0.2 U	0.2 U	0.2 U	10 U	10 U	10 U	10 U	10 U	10 U	< 0.5	< 0.5	< 0.5	< 0.5	10 U	< 0.5	< 0.5	< 0.5	< 0.5	1400
Phenanthrene	10	µg/L	< 0.19	< 0.19	< 0.19	< 10	< 10	< 10	< 10	0.2 U	0.2 U	0.2 U	0.2 U	0.2 U	0.2 U	10 U	10 U	10 U	10 U	10 U	10 U	< 0.05	< 0.05	< 0.05	< 0.05	10 U	< 0.05	< 0.05	< 0.05	< 0.05	10 U
Pyrene	1,000	µg/L	< 0.19	< 0.19	< 0.19	< 10	< 10	< 10	< 10	0.2 U	0.2 U	0.2 U	0.2 U	0.2 U	0.2 U	10 U	10 U	10 U	10 U	10 U	10 U	< 0.05	< 0.05	< 0.05	< 0.05	10 U	**0.077**	**0.12**	**0.1**	**0.13**	10 U
Inorganic Compounds																															
Aluminum (fume or dust)	*	mg/L	--	--	--	--	--	--	--	0.2 U	0.2 U	0.2 U	0.2 U	0.2 U	0.2 U	0.2 U	**0.18 B**	0.2 U	**0.31**	**1.9**	**0.57**	--	--	--	--	--	--	--	--	--	--
Antimony	0.01	mg/L	< 0.020	< 0.020	< 0.020	< 0.0200	< 0.02	< 0.02	< 0.02	0.01 U	0.006 U	0.02 U	0.02 U	0.006 U	0.02 U	0.02 U	0.020 U	0.02 U	0.02 U	0.02 U	0.02 U	< 0.006	< 0.006	< 0.006	< 0.006	0.02 U	< 0.006	< 0.006	< 0.006	< 0.006	0.02 U
Arsenic	0.05	mg/L	< 0.020	< 0.010	< 0.010	<0.0500	< 0.05	< 0.05	< 0.05	0.01 U	0.01 U	0.01 U	0.01 U	0.01 U	0.01 U	0.01 U	0.010 U	0.01 U	0.01 U	0.01 U	0.01 U	< 0.05	< 0.05	< 0.05	< 0.05	0.05 U	< 0.05	< 0.05	< 0.05	< 0.05	0.05 U
Barium	2	mg/L	**0.26**	**0.38**	**0.23**	**0.364**	**0.191**	**0.176**	**0.137**	0.2 U	**0.122**	**0.14**	**0.14**	**0.15**	**0.15**	**0.15**	**0.16**	**0.17**	**0.18**	**0.22**	**0.3**	**0.169**	**0.205**	**0.199**	**0.147**	**0.958**	**0.429**	**0.422**	**0.438**	**0.447**	**0.572**
Beryllium	0.004	mg/L	< 0.0040	< 0.0040	< 0.0040	< 0.0100	< 0.010	< 0.010	< 0.010	0.005 U	0.004 U	0.004 U	0.004 U	0.004 U	0.004 U	0.004 U	0.0040 U	0.004 U	0.004 U	0.004 U	0.004 U	< 0.004	< 0.004	< 0.004	< 0.004	0.01 U	< 0.004	< 0.004	< 0.004	< 0.004	0.01 U
Cadmium	0.005	mg/L	< 0.0050	< 0.0050	< 0.0050	< 0.0050	< 0.005	< 0.005	< 0.005	0.002 U	0.005 U	0.005 U	0.005 U	0.005 U	0.005 U	0.005 U	0.0050 U	0.005 U	0.005 U	0.005 U	0.005 U	< 0.005	< 0.005	< 0.005	< 0.005	0.005 U	< 0.005	< 0.005	< 0.005	< 0.005	0.005 U
Calcium metal	*	mg/L	--	--	--	--	--	--	--	**19.8**	**20.9**	**25**	**25**	**22**	**23**	**25**	**22**	**20**	**18**	**21**	**33**	--	--	--	--	--	--	--	--	--	--
Chromium	0.1	mg/L	< 0.010	< 0.010	< 0.010	< 0.0100	< 0.010	< 0.010	< 0.010	0.005 U	0.01 U	0.01 U	0.01 U	0.01 U	0.01 U	0.01 U	0.010 U	0.01 U	0.01 U	**0.0036 B**	0.01 U	< 0.01	< 0.01	< 0.01	< 0.01	0.01 U	< 0.01	< 0.01	< 0.01	< 0.01	0.01 U
Cobalt	*	mg/L	--	--	--	--	--	--	--	0.007 U	0.01 U	0.01 U	0.01 U	0.01 U	0.01 U	0.01 U	0.010 U	0.01 U	**0.0046 B**	**0.0076 B**	**0.0084 B**	--	--	--	--	--	--	--	--	--	--
Copper	1.3	mg/L	< 0.020	**0.0028 J**	< 0.020	< 0.0100	< 0.010	< 0.010	< 0.010	0.025 U	0.02 U	0.02 U	0.02 U	0.02 U	0.02 U	0.02 U	**0.0021 B**	0.02 U	0.0034 U	**0.0079 B**	**0.0087 B**	< 0.01	< 0.01	< 0.01	< 0.01	0.01 U	< 0.01	< 0.01	< 0.01	< 0.01	0.01 U
Cyanide	0.2	mg/L	< 0.010	< 0.010	< 0.010	< 0.010	< 0.010	< 0.002	< 0.002	0.01 U	0.01 U	0.01 U	0.01 U	0.01 U	0.01 U	0.015 U	0.010 U	0.01 U	0.01 U	0.01 U	0.01 U	< 0.01	< 0.01	< 0.01	< 0.01	0.01 U	< 0.01	< 0.01	< 0.01	< 0.01	0.01 U
Lead	0.015	mg/L	< 0.010	< 0.0050	< 0.0050	< 0.0100	< 0.010	< 0.010	< 0.010	0.003 U	0.005 U	0.005 U	0.005 U	0.005 U	0.005 U	0.005 U	0.0050 U	**0.0019 B**	0.0033 U	0.005 U	0.005 U	< 0.01	< 0.01	< 0.01	< 0.01	0.01 U	< 0.01	< 0.01	< 0.01	< 0.01	0.01 U
Magnesium	*	mg/L	--	--	--	--	--	--	--	**9.07**	**8.99**	**9**	**8.9**	**9.1**	**9.4**	**8.2**	**9.0**	**9.1**	**8.5**	**9.5**	**14**	--	--	--	--	--	--	--	--	--	--
Mercury	0.002	mg/L	< 0.00020	< 0.00020	< 0.00020	< 0.00020	< 0.0002	< 0.0002	< 0.0002	0.0002 U	0.0002 U	0.0002 U	0.0002 U	0.0002 U	0.0002 U	0.0002 U	0.00020 U	0.0002 U	0.0002 U	0.0002 U	0.00020 U	< 0.0002	< 0.0002	< 0.0002	< 0.0002	0.0002 U	< 0.0002	< 0.0002	< 0.0002	< 0.0002	0.0002 U
Nickel	0.1	mg/L	< 0.040	< 0.040	**0.0022 J**	< 0.0200	< 0.02	< 0.02	< 0.02	0.04 U	0.04 U	0.04 U	0.04 U	0.04 U	0.04 U	0.04 U	0.040 U	0.04 U	0.04 U	0.04 U	0.04 U	< 0.02	< 0.02	< 0.02	< 0.02	0.02 U	< 0.02	< 0.02	< 0.02	< 0.02	0.02 U
Potassium	*	mg/L	--	--	--	--	--	--	--	5 U	**2.73**	**4.5**	**4.6**	**2.8**	**2.7**	**4.6**	**8.9**	**3.3**	**1.8**	**2.5**	**11**	--	--	--	--	--	--	--	--	--	--
Selenium	0.05	mg/L	< 0.020	< 0.010	< 0.010	< 0.0200	< 0.02	< 0.02	< 0.02	0.005 U	0.01 U	0.01 U	0.01 U	0.01 U	0.01 U	0.01 U	0.010 U	0.01 U	0.0058 U	0.01 U	0.01 U	< 0.02	< 0.02	< 0.02	< 0.02	0.02 U	< 0.02	< 0.02	< 0.02	< 0.02	0.02 U
Sodium	*	mg/L	--	--	--	--	--	--	--	**13.8**	**15.1**	**15**	**14**	**15**	**14**	**15**	**15**	**14**	**13**	**14**	**25**	--	--	--	--	--	--	--	--	--	--
Thallium	0.002	mg/L	< 0.0010	< 0.0010	< 0.0010	< 1.00	< 1.00	< 1	< 0.0010	0.001 U	0.001 U	0.002 U	0.002 U	0.001 U	0.001 U	0.002 U	0.0020 UWN	0.002 UWN	0.002 UJ	0.002 U	0.002 U	< 0.002	< 0.002	< 0.002	< 0.002	0.001 U	< 0.002	< 0.002	< 0.002	< 0.002	0.001 U
Vanadium (fume or dust)	0.2	mg/L	< 0.010	< 0.010	< 0.010	< 0.0100	< 0.010	< 0.010	< 0.010	0.007 U	0.01 U	0.01 U	0.01 U	0.01 U	0.01 U	0.01 U	0.010 U	0.01 U	0.0053 U	**0.023**	**0.0065 B**	< 0.01	< 0.01	< 0.01	< 0.01	0.01 U	< 0.01	< 0.01	< 0.01	< 0.01	0.01 U
Zinc	2	mg/L	< 0.020	**0.012 J**	< 0.020	< 0.0200	< 0.02	< 0.02	< 0.020	0.02 U	0.02 U	0.02 U	0.02 U	0.02 U	0.02 U	**0.04**	**0.0074 B**	**0.0071 B**	**0.019 B**	**0.013 B**	**0.018 B**	**0.0244**	< 0.02	**0.0444**	< 0.02	0.02 U	< 0.02	< 0.02	< 0.02	< 0.02	0.02 U

Notes:
* - Not a HSRA regulated compound
ISCO - *in-situ* chemical oxidation

Data Qualifier Defintions:
-- - Not analyzed
B (Inorganics) - Estimated analyte concentration
D - Analyte concentration reported from secondary dilution
DB - Analyte concentration reported from secondary dilution; analyte detected in method blank
H - Holding time exceeded for sample
J - Estimated analyte concentration
JB (Organic) - Estimated analyte concentration; analyte detected in method blank

Appendix E-1
Summary of Historical Groundwater Sampling Data - Alluvium, Galliard, and Saprolite Monitoring Wells
January 2001 through July 2017
Atlanta Gas Light Company
Former Manufactured Gas Plant Site
Augusta, Georgia

Chemical Name	Type 1 Risk Reduction Standard	Location ID	MW-401D																								
		Sample Date	7/27/2017	7/27/2017 DUP	1/26/2017	7/28/2016	1/21/2016	7/30/2015	1/14/2015	7/17/2014	1/13/2014	7/10/2013	1/9/2013	7/24/2012	1/18/2012	7/6/2011	1/19/2011	7/20/2010	1/6/2010	7/23/2009	1/13/2009	7/17/2008	1/8/2008	7/11/2007	2/13/2007	7/13/2006	1/13/2006
		Unit	Post-ISCO																								
Field Parameters																											
Conductivity	*	mS/cm	0.348	0.348	0.37	0.34	0.442	458	0.513	0.316	0.248	0.286	0.245	0.278	0.245	0.313	1.6	0.323	0.278	0.285	0.9	0.375	0.377	0.352	0.419	0.338	--
Dissolved Oxygen (YSI)	*	mg/L	0.29	0.29	1.49	0.17	0.88	0.37	1.33	1.28	0.99	1.60	0.45	1.25	0.58	0.94	6.21	0.71	0.51	4.54	5.82	0.79	0.40	0.43	1.30	0.58	--
Oxidation Reduction Potential	*	mV	116.5	116.5	164.4	141.9	208.4	126.7	-41.9	193.2	151.9	126.4	168.0	344.0	232.7	107.1	236.7	-7.4	-16.9	-228	281.3	116.3	290.3	247.3	230.4	218.3	--
pH	*	SU	6.15	6.15	6.21	6.29	6.38	6.26	6.17	6.04	6.03	6.13	6.13	6.15	2.89	5.71	0.313	6.06	6.16	5.94	0.348	5.92	5.97	5.94	5.81	5.92	--
Temperature	*	Celsius	23.42	23.42	20.3	23.6	18.89	29.6	14.7	21.69	19.99	21.11	20.41	24.68	20.42	26.64	20.07	23.18	17.02	21.98	20.11	21.33	20.57	21.90	21.22	20.63	--
Turbidity	*	NTU	1.41	1.41	1.56	2.68	1.04	3.04	5.05	1.16	7.97	1.11	1.70	1.33	0.79	8.67	0.36	2.1	2.08	0.71	3.1	2.87	0.91	0.71	0.34	0.37	--
Monitored Natural Attenuation Parameters																											
Carbon Dioxide	*	µg/L	--	--	--	--	--	--	95.9	126	130	107	52	36	1,000 B	840 * B	620	810	800	810	600	780	< 1000	< 1000	--	850	--
Iron	*	mg/L	--	--	--	--	--	--	--	--	--	--	--	--	--	--	--	--	--	--	--	--	--	--	--	0.1 U	0.1 U
Iron, as Ferrous (Fe+2)	*	mg/L	--	--	--	--	--	--	< 0.100	< 0.100	<0.100	<0.100	< 0.10 HF	< 0.10 HF	< 0.025 HF	< 0.025 HF	< 0.055 JHF	< 0.10 HF	< 0.10 HF	< 0.10 HF	< 0.10 HF	< 0.10	< 0.10	< 0.10	< 0.1	0.1 U	--
Manganese, Total	*	mg/L	--	--	--	--	--	--	--	--	--	--	--	--	--	--	--	--	--	--	--	--	--	--	--	0.228	0.141
Manganese, Dissolved	*	mg/L	--	--	--	--	--	--	--	--	--	--	--	--	--	--	--	--	--	--	--	--	--	--	--	0.194	--
Methane	*	µg/L	--	--	--	--	--	--	< 4	7	8	<4	2.9	< 0.58	12	5.3	9.7	4.4	5.0	9.8	2.6	1.3	2.6	9.6	1.4	1.3	--
Nitrate	*	mg/L	--	--	--	--	--	--	0.74	1.3	1.2	1.1	0.91	0.85	0.93	1.9	6.1	8.2	5.8	6.6	2.3	11	2.7	2.2	3.2	3.1	--
Nitrogen	*	mg/L	--	--	--	--	--	--	--	--	--	--	--	--	--	--	--	--	--	--	--	--	--	--	--	17	--
Nitrogen, ammonia (as N)	*	mg/L	--	--	--	--	--	--	--	--	--	--	--	--	--	--	--	--	--	--	--	--	--	--	--	0.2 U	--
Oxygen	*	mg/L	--	--	--	--	--	--	9.09 H	8.22 H	5.34 H	6.08 H	5.6	7.0	1.2	1.6	1.4	1.4	1.3	1.3	1.2	1.3	2.0	2.6	1.9	2.9	--
Sulfate	*	mg/L	--	--	--	--	--	--	130	40	37	37	34	33	35	40	38	38	33	40	40	43	51	45	48	47	--
Sulfide	*	mg/L	--	--	--	--	--	--	--	--	--	--	--	--	--	--	--	--	--	--	--	--	--	--	--	2 U	--
Volatile Organic Compounds																											
Acetone	4,000	µg/L	< 50	< 50	< 50	< 50	< 50	< 50	< 50	< 50	< 50	< 50	< 200	< 200	< 50	< 50	< 5.0	**7.0 J**	< 100	< 400	< 100	< 100	< 50	< 50	< 50	50 U	71 U
Benzene	5	µg/L	< 5.0	< 5.0	< 5.0	< 5.0	< 5.0	< 5.0	< 5.0	< 5.0	< 5.0	< 5.0	< 10	< 10	< 2.5	< 2.5	**0.55 J**	**6.1**	< 5.0	< 20	< 5.0	< 5.0	< 5.0	< 5	< 5	5 U	7.1 U
Carbon Disulfide	4,000	µg/L	< 5.0	< 5.0	< 5.0	< 5.0	< 5.0	< 5.0	< 5.0	< 5.0	< 5.0	< 5.0	< 10	< 10	< 6.0	< 6.0	< 0.60	< 5.0	< 5.0	< 20	< 5.0	< 5.0	< 5.0	< 5	< 5	5 U	7.1 U
Ethylbenzene	700	µg/L	< 5.0	< 5.0	< 5.0	< 5.0	< 5.0	< 5.0	< 5.0	< 5.0	< 5.0	< 5.0	< 10	< 10	< 1.1	**3.2 J**	< 0.11	**0.43 J**	< 5.0	< 20	< 5.0	< 5.0	< 5.0	< 5	< 5	5 U	7.1 U
Methylene Chloride	5	µg/L	< 5.0	< 5.0	< 5.0	< 5.0	< 5.0	< 5.0	< 5.0	< 5.0	< 5.0	< 5.0	< 10	< 10	< 10	< 10	< 1.0	< 5.0	< 5.0	< 20	< 5.0	< 5.0	< 5.0	< 5	< 5	5 U	7.1 U
Toluene	1,000	µg/L	< 5.0	< 5.0	< 5.0	< 5.0	< 5.0	< 5.0	< 5.0	< 5.0	< 5.0	< 5.0	< 10	< 10	< 3.3	**5.6 J**	**0.92 J**	**2.1 J**	< 5.0	< 20	< 5.0	< 5.0	< 5.0	< 5	< 5	5 U	7.1 U
Trichloroethylene	5	µg/L	**10**	**11**	**10**	**14**	**12**	**14**	**18**	**27**	**41**	**41**	**33**	**28**	**38 J**	**26 J**	**29**	**28**	**33**	**36**	**15**	**19**	**31**	**27**	< 5	**19**	**12**
Xylenes, tota	2,000	µg/L	< 5.0	< 5.0	< 5.0	< 5.0	< 5.0	< 5.0	< 5.0	< 5.0	< 5.0	< 5.0	< 10	< 10	< 2.0	**15 J**	< 0.20	**0.73 J**	< 5.0	< 20	< 5.0	< 5.0	< 5.0	< 5	< 5	5 U	14 U
Semivolatile Organic Compounds																											
2-Methylnaphthalene	*	µg/L	--	--	--	--	--	--	--	--	--	--	--	--	--	--	--	--	--	--	--	--	--	--	--	--	0.2 U
Acenaphthene	2,000	µg/L	< 0.5	< 0.5	< 0.5	< 0.5	< 0.5	< 0.5	< 0.50	< 0.50	< 0.50	< 0.50	<0.19	< 0.20	< 0.097	0.096	< 0.11	< 0.19	< 0.19	< 0.19	< 0.19	< 0.19	< 10	< 10	< 10	10 U	0.2 U
Acenaphthylene	10	µg/L	< 1.0	< 1.0	< 1.0	< 1.0	< 1.0	< 1.0	< 1.0	< 1.0	< 1.0	< 1.0	< 0.19	**0.27**	< 0.097	0.096	< 0.11	< 0.19	< 0.19	< 0.19	< 0.19	< 0.19	< 10	< 10	< 10	10 U	0.2 U
Anthracene	10	µg/L	< 0.05	< 0.05	< 0.05	< 0.05	< 0.05	< 0.05	< 0.050	< 0.050	< 0.050	< 0.050	<0.19	< 0.20	< 0.097	0.096	< 0.11	< 0.19	< 0.19	< 0.19	< 0.19	< 0.19	< 10	< 10	< 10	10 U	0.2 U
Benz(a)anthracene	0.1	µg/L	< 0.05	< 0.05	< 0.05	< 0.05	< 0.05	< 0.05	< 0.050	< 0.050	< 0.050	< 0.050	<0.19	< 0.20	< 0.097	0.096	< 0.11	< 0.19	< 0.19	< 0.19	< 0.19	< 0.19	< 0.050	< 0.05	< 0.05	0.05 U	0.2 U
Benzo(a)pyrene	0.2	µg/L	< 0.05	< 0.05	< 0.05	< 0.05	< 0.05	< 0.05	< 0.050	< 0.050	< 0.050	< 0.050	<0.19	< 0.20	< 0.097	0.096	< 0.11	< 0.19	< 0.19	< 0.19	< 0.19	< 0.19	< 0.050	< 0.05	< 0.05	0.05 U	0.2 U
Benzo(b)fluoranthene	0.2	µg/L	< 0.1	< 0.1	< 0.1	< 0.1	< 0.1	< 0.1	< 0.10	< 0.10	< 0.10	< 0.10	<0.19	< 0.20	< 0.097	0.096	< 0.11	< 0.19	< 0.19	< 0.19	< 0.19	< 0.19	< 0.10	< 0.1	< 0.1	0.1 U	0.2 U
Benzo(g,h,i)perylene	10	µg/L	< 0.1	< 0.1	< 0.1	< 0.1	< 0.1	< 0.1	< 0.10	< 0.10	< 0.10	< 0.10	< 0.19	< 0.20	< 0.097	0.096	< 0.11	< 0.19	< 0.19	< 0.19	< 0.19	< 0.19	< 10	< 10	< 10	10 U	0.2 U
Benzo(k)fluoranthene	10	µg/L	< 0.05	< 0.05	< 0.05	< 0.05	< 0.05	< 0.05	< 0.050	< 0.050	< 0.050	< 0.050	< 0.19	< 0.20	< 0.097	0.096	< 0.11	< 0.19	< 0.19	< 0.19	< 0.19	< 0.19	< 10	< 10	< 10	10 U	0.2 U
Chrysene	0.2	µg/L	< 0.05	< 0.05	< 0.05	< 0.05	< 0.05	< 0.05	< 0.050	< 0.050	< 0.050	< 0.050	< 0.19	< 0.20	< 0.043	< 0.043	< 0.049	< 0.19	< 0.19	< 0.19	< 0.19	< 0.19	< 0.050	< 0.05	< 0.05	0.05 U	0.2 U
Dibenzo(a,h)anthracene	0.3	µg/L	< 0.1	< 0.1	< 0.1	< 0.1	< 0.1	< 0.1	< 0.10	< 0.10	< 0.10	< 0.10	< 0.19	< 0.20	< 0.097	0.096	< 0.11	< 0.19	< 0.19	< 0.19	< 0.19	< 0.19	< 0.10	< 0.1	< 0.1	0.1 U	0.2 U
Dibenzofuran	1	µg/L	--	--	--	--	--	--	--	--	--	--	--	--	--	--	--	--	--	--	--	--	--	--	--	--	1.0 U
Fluoranthene	1,000	µg/L	< 0.1	< 0.1	< 0.1	< 0.1	< 0.1	< 0.1	< 0.10	< 0.10	< 0.10	< 0.10	< 0.19	< 0.20	< 0.097	0.096	< 0.11	< 0.19	< 0.19	< 0.19	< 0.19	< 0.19	< 10	< 10	< 10	10 U	0.2 U
Fluorene	1,000	µg/L	< 0.1	< 0.1	< 0.1	< 0.1	< 0.1	< 0.1	< 0.10	< 0.10	< 0.10	< 0.10	< 0.19	< 0.20	< 0.097	0.096	< 0.11	< 0.19	< 0.19	< 0.19	< 0.19	< 0.19	< 10	< 10	< 10	10 U	0.2 U
Indeno(1,2,3-cd)pyrene	0.4	µg/L	< 0.05	< 0.05	< 0.05	< 0.05	< 0.05	< 0.05	< 0.050	< 0.050	< 0.050	< 0.050	< 0.19	< 0.20	< 0.097	0.096	< 0.11	< 0.19	< 0.19	< 0.19	< 0.19	< 0.19	< 0.050	< 0.05	< 0.05	0.05 U	0.2 U
Naphthalene	20	µg/L	< 0.5	< 0.5	< 0.5	< 0.5	< 0.5	< 0.5	**5.1**	< 0.50	**0.69**	**0.95**	< 0.19	**0.60**	**2.9**	0.096	**0.13 J**	< 0.19	< 0.19	**0.38**	< 0.19	< 0.19	< 10	< 10	< 10	10 U	0.2 U
Phenanthrene	10	µg/L	< 0.05	< 0.05	< 0.05	< 0.05	< 0.05	< 0.05	< 0.050	< 0.050	< 0.050	< 0.050	< 0.19	< 0.20	< 0.097	0.096	< 0.11	< 0.19	< 0.19	< 0.19	< 0.19	< 0.19	< 10	< 10	< 10	10 U	0.2 U
Pyrene	1,000	µg/L	< 0.05	< 0.05	**0.051**	< 0.05	< 0.05	< 0.05	< 0.050	< 0.050	< 0.050	< 0.050	< 0.19	< 0.20	< 0.097	0.096	< 0.11	< 0.19	< 0.19	< 0.19	< 0.19	< 0.19	< 10	< 10	< 10	10 U	0.2 U
Inorganic Compounds																											
Aluminum (fume or dust)	*	mg/L	--	--	--	--	--	--	--	--	--	--	--	--	--	--	--	--	--	--	--	--	--	--	--	--	0.2 U
Antimony	0.01	mg/L	< 0.006	< 0.006	< 0.006	< 0.006	< 0.006	< 0.02	< 0.0200	< 0.0200	< 0.0200	< 0.0200	< 0.020	< 0.020	< 0.0053	< 0.0053	< 0.0053	< 0.020	< 0.020	< 0.020	< 0.020	< 0.020	< 0.0200	< 0.02	< 0.02	0.02 U	0.01 U
Arsenic	0.05	mg/L	< 0.05	< 0.05	< 0.05	< 0.05	< 0.05	< 0.05	< 0.0500	< 0.0500	< 0.0500	< 0.0500	< 0.020	< 0.020	< 0.0046	< 0.0046	< 0.0046	< 0.020	< 0.020	< 0.020	< 0.010	< 0.010	<0.0500	< 0.05	< 0.05	0.05 U	0.01 U
Barium	2	mg/L	**0.0728**	**0.0725**	**0.0633**	**0.0749**	**0.0806**	**0.0775**	**0.0847**	**0.0686**	**0.0626**	**0.0546**	**0.055**	**0.048**	**0.054**	**0.052**	**0.049**	**0.053**	**0.044**	**0.044**	**0.041**	**0.045**	**0.418**	**0.399**	**0.0424**	**0.0377**	0.2 U
Beryllium	0.004	mg/L	< 0.004	< 0.004	< 0.004	< 0.004	< 0.004	< 0.01	< 0.0100	< 0.0100	< 0.0100	< 0.0100	< 0.0040	< 0.0040	< 0.00020	< 0.00020	**0.00020 J**	< 0.0040	< 0.0040	< 0.0040	< 0.0040	< 0.0040	< 0.0100	< 0.010	< 0.010	0.01 U	0.005 U
Cadmium	0.005	mg/L	**0.0162**	**0.0174**	< 0.005	**0.0247**	**0.0128**	**0.0421**	**0.0358**	< 0.0050	< 0.0050	< 0.0050	< 0.0050	< 0.0050	< 0.0020	< 0.0020	< 0.0020	< 0.0050	< 0.0050	< 0.0050	**0.0013 J**	< 0.0050	< 0.0050	< 0.005	< 0.005	0.005 U	0.002 U
Calcium metal	*	mg/L	--	--	--	--	--	--	--	--	--	--	--	--	--	--	--	--	--	--	--	--	--	--	--	--	**20.1**
Chromium	0.1	mg/L	< 0.01	< 0.01	< 0.01	< 0.01	< 0.01	< 0.01	< 0.0100	< 0.0100	< 0.0100	< 0.0100	< 0.010	< 0.010	< 0.0012	**0.0012 J**	**0.0016 J**	**0.0012 J**	< 0.010	< 0.010	**0.0015 J**	< 0.010	< 0.0100	< 0.010	< 0.010	0.01 U	0.005 U
Cobalt	*	mg/L	--	--	--	--	--	--	--	--	--	--	--	--	--	--	--	--	--	--	--	--	--	--	--	--	0.007 U
Copper	1.3	mg/L	< 0.01	< 0.01	< 0.01	< 0.01	< 0.01	< 0.01	< 0.0100	< 0.0100	< 0.0100	< 0.0100	< 0.020	< 0.020	< 0.0019	< 0.0019	**0.0035 JB**	< 0.020	< 0.020	< 0.020	< 0.020	< 0.020	< 0.0100	< 0.010	< 0.010	0.01 U	0.025 U
Cyanide	0.2	mg/L	< 0.01	< 0.01	< 0.01	< 0.01	< 0.01	< 0.01	< 0.010	< 0.010	< 0.010	< 0.010	< 0.010	< 0.010	< 0.0050	< 0.0050	< 0.0050	< 0.010	< 0.010	< 0.010	< 0.010	< 0.010	< 0.010	< 0.010	< 0.002	0.01 U	0.01 U
Lead	0.015	mg/L	< 0.01	< 0.01	< 0.01	< 0.01	< 0.01	< 0.01	< 0.0100	< 0.0100	< 0.0100	< 0.0100	< 0.010	< 0.010	< 0.0040	< 0.0040	< 0.0040	< 0.010	< 0.010	< 0.010	< 0.0050	< 0.0050	< 0.0100	< 0.010	< 0.010	0.01 U	0.003 U
Magnesium	*	mg/L	--	--	--	--	--	--	--	--	--	--	--	--	--	--	--	--	--	--	--	--	--	--	--	--	**11.3**
Mercury	0.002	mg/L	< 0.0002	< 0.0002	< 0.0002	< 0.0002	< 0.0002	< 0.0002	< 0.00020	< 0.00020	< 0.00020	< 0.00020	< 0.00020	< 0.00020	< 0.000091	**0.00017 J**	**0.00010 J**	**0.00013 J**	< 0.00020	< 0.00020	**0.00013 J**	0.00025	< 0.00020	< 0.0002	< 0.0002	0.0002 U	**0.0002**
Nickel	0.1	mg/L	< 0.02	< 0.02	< 0.02	< 0.02	< 0.02	< 0.02	< 0.0200	< 0.0200	< 0.0200	< 0.0200	< 0.040	< 0.040	< 0.0023	< 0.0023	< 0.0023	< 0.040	< 0.040	< 0.040	< 0.040	< 0.040	< 0.0200	< 0.02	< 0.02	0.02 U	0.04 U
Potassium	*	mg/L	--	--	--	--	--	--	--	--	--	--	--	--	--	--	--	--	--	--	--	--	--	--	--	--	**5.13**
Selenium	0.05	mg/L	< 0.02	< 0.02	< 0.02	< 0.02	< 0.02	< 0.02	< 0.0200	< 0.0200	< 0.0200	< 0.0200	< 0.020	< 0.020	< 0.0064	< 0.0064	< 0.0064	< 0.020	< 0.020	< 0.020	< 0.010	< 0.010	< 0.0200	< 0.02	< 0.02	0.02 U	0.005 U
Sodium	*	mg/L	--	--	--	--	--	--	--	--	--	--	--	--	--	--	--	--	--	--	--	--	--	--	--	--	**42.9**
Thallium	0.002	mg/L	< 0.002	< 0.002	< 0.002	< 0.002	< 0.002	< 0.02	< 0.0200	< 0.0200	< 0.0200	< 0.0200	< 0.0010	< 0.0010	< 0.00025	< 0.00025	< 0.00025	< 0.0010	< 0.0010	< 0.0010	< 0.0010	< 0.0010	< 1.00	< 1.00	< 1	0.001 U	0.001 U
Vanadium (fume or dust)	0.2	mg/L	< 0.01	< 0.01	< 0.01	< 0.01	< 0.01	< 0.01	< 0.0100	< 0.0100	< 0.0100	< 0.0100	< 0.010	< 0.010	**0.0025 J**	< 0.0024	< 0.0024	< 0.010	< 0.010	< 0.010	**0.0023 J**	**0.0021 J**	< 0.0100	< 0.010	< 0.010	0.01 U	0.007 U
Zinc	2	mg/L	< 0.02	< 0.02	< 0.02	**0.0375**	**0.0358**	**0.0839**	**0.0387**	< 0.0200	< 0.0200	< 0.0200	< 0.020	< 0.020	< 0.0087	< 0.0087	< 0.0087	< 0.020	< 0.020	< 0.020	< 0.020	**0.011 J**	< 0.0200	< 0.02	< 0.02	0.02 U	0.02 U

Chemical Name	7/19/2005	7/05 DUP	1/18/2005	1/05 DUP	7/12/2004	7/04 DUP	1/23/2004	1/04 DUP	7/15/2003	7/03 DUP	1/16/2003	1/03 DUP	7/16/2002	1/16/2002	7/17/2001	1/24/2001
	Pre-ISCO															
Field Parameters																
Conductivity	--	--	--	--	--	--	--	--	--	--	--	--	--	--	--	--
Dissolved Oxygen (YSI)	--	--	--	--	--	--	--	--	--	--	--	--	--	--	--	--
Oxidation Reduction Potential	--	--	--	--	--	--	--	--	--	--	--	--	--	--	--	--
pH	--	--	--	--	--	--	--	--	--	--	--	--	--	--	--	--
Temperature	--	--	--	--	--	--	--	--	--	--	--	--	--	--	--	--
Turbidity	--	--	--	--	--	--	--	--	--	--	--	--	--	--	--	--
Monitored Natural Attenuation Parameters																
Carbon Dioxide	--	--	--	--	--	--	--	--	--	--	--	--	--	--	--	--
Iron	0.1 U	0.1 U	0.053	0.056	0.078	0.054	0.079	0.051	0.27	0.04 UJ	0.050 U	0.050 U	0.049 B	12	1.2	0.4
Iron, as Ferrous (Fe+2)	--	--	--	--	--	--	--	--	--	--	--	--	--	--	--	--
Manganese, Total	0.354	0.334	0.13	0.14	2.7	2.8	8.9	9.1	0.55	7.6	9.7	9.8	9.4	10	2.9	6.6
Manganese, Dissolved	--	--	--	--	--	--	--	--	--	--	--	--	--	--	--	--
Methane	--	--	--	--	--	--	--	--	--	--	--	--	--	--	--	--
Nitrate	--	--	--	--	--	--	--	--	--	--	--	--	--	--	--	--
Nitrogen	--	--	--	--	--	--	--	--	--	--	--	--	--	--	--	--
Nitrogen, ammonia (as N)	--	--	--	--	--	--	--	--	--	--	--	--	--	--	--	--
Oxygen	--	--	--	--	--	--	--	--	--	--	--	--	--	--	--	--
Sulfate	--	--	--	--	--	--	--	--	--	--	--	--	--	--	--	--
Sulfide	--	--	--	--	--	--	--	--	--	--	--	--	--	--	--	--
Volatile Organic Compounds																
Acetone	31 U	31 U	25 U	100 U	25 U	25 U	25 U	25 U	25 U	25 U	25 U	25 U	25 U	25 U	25 U	25 U
Benzene	1.2 U	1.2 U	1.0 U	4.0 U	1.0 U	1.0 U	1.0 U	1.0 U	1.0 U	1.0 U	1.0 U	1.0 U	1.0 U	1.0 U	**3.0 J**	1.0 U
Carbon Disulfide	1.2 U	1.2 U	1.0 U	4.0 U	1.0 U	1.0 U	1.0 U	1.0 U	1.0 U	1.0 U	1.0 U	1.0 U	1.0 U	1.0 U	0.02 U	1.0 U
Ethylbenzene	1.2 U	1.2 U	1.0 U	4.0 U	1.0 U	1.0 U	1.0 U	1.0 U	1.0 U	1.0 U	**0.12 J**	1.0 U	1.0 U	1.0 U	0.02 U	1.0 U
Methylene Chloride	6.2 U	6.2 U	5.0 U	20 U	5.0 U	5.0 U	5.0 U	5.0 U	5.0 U	5.0 U	5.0 U	5.0 U	5.0 U	5.0 U	0.1 U	**1.2 JB**
Toluene	1.2 U	1.2 U	4.0 U	4.0 U	1.0 U	1.0 U	1.0 U	1.0 U	1.0 U	1.0 U	1.0 U	1.0 U	**0.39 J**	1.0 U	0.02 U	1.0 U
Trichloroethylene	**12**	**13**	**8.3**	**83**	1.0 U	1.0 U	1.0 U	1.0 U	1.0 U	1.0 U	**0.36 J**	**0.3 J**	1.0 U	**0.28 J**	0.02 U	1.0 U
Xylenes, tota	2.5 U	2.5 U	2.0 U	8.0 U	2.0 U	2.0 U	2.0 U	2.0 U	2.0 U	2.0 U	**0.12 J**	2.0 U	2.0 U	2.0 U	40 U	2.0 U
Semivolatile Organic Compounds																
2-Methylnaphthalene	0.2 U	0.2 U	0.2 U	0.2 U	0.2 U	0.2 U	0.2 U	0.2 U	10 U	10 U	20 U	10 U	10 U	10 U	10 U	10 U
Acenaphthene	0.2 U	0.2 U	0.2 U	0.2 U	0.2 U	0.2 U	0.2 U	0.2 U	10 U	10 U	20 U	10 U	10 U	10 U	10 U	10 U
Acenaphthylene	0.2 U	0.2 U	0.2 U	0.2 U	0.2 U	0.2 U	0.2 U	0.2 U	10 U	10 U	20 U	10 U	10 U	10 U	10 U	10 U
Anthracene	0.2 U	0.2 U	0.2 U	0.2 U	0.2 U	0.2 U	0.2 U	0.2 U	10 U	10 U	20 U	10 U	10 U	10 U	10 U	10 U
Benz(a)anthracene	0.2 U	0.2 U	0.2 U	0.2 U	0.2 U	0.2 U	0.2 U	0.2 U	10 U	10 U	20 U	10 U	10 U	10 U	10 U	10 U
Benzo(a)pyrene	0.2 U	0.2 U	0.2 U	0.2 U	0.2 U	0.2 U	0.2 U	0.2 U	10 U	10 U	20 U	10 U	10 U	10 U	10 U	10 U
Benzo(b)fluoranthene	0.2 U	0.2 U	0.2 U	0.2 U	0.2 U	0.2 U	0.2 U	0.2 U	10 U	10 U	20 U	10 U	10 U	10 U	10 U	10 U
Benzo(g,h,i)perylene	0.2 U	0.2 U	0.2 U	0.2 U	0.2 U	0.2 U	0.2 U	0.2 U	10 U	10 U	20 U	10 U	10 U	10 U	10 U	10 U
Benzo(k)fluoranthene	0.2 U	0.2 U	0.2 U	0.2 U	0.2 U	0.2 U	0.2 U	0.2 U	10 U	10 U	20 U	10 U	10 U	10 U	10 U	10 U
Chrysene	0.2 U	0.2 U	0.2 U	0.2 U	0.2 U	0.2 U	0.2 U	0.2 U	10 U	10 U	20 U	10 U	10 U	10 U	10 U	10 U
Dibenzo(a,h)anthracene	0.2 U	0.2 U	0.2 U	0.2 U	0.2 U	0.2 U	0.2 U	0.2 U	10 U	10 U	20 U	10 U	10 U	10 U	10 U	10 U
Dibenzofuran	0.2 U	0.2 U	0.2 U	0.2 U	0.2 U	0.2 U	0.2 U	0.2 U	10 U	10 U	20 U	10 U	10 U	10 U	10 U	10 U
Fluoranthene	0.2 U	0.2 U	0.2 U	0.2 U	0.2 U	0.2 U	0.2 U	0.2 U	10 U	10 U	20 U	10 U	10 U	10 U	10 U	10 U
Fluorene	0.2 U	0.2 U	0.2 U	0.2 U	0.2 U	0.2 U	0.2 U	0.2 U	10 U	10 U	20 U	10 U	10 U	10 U	**0.68 J**	10 U
Indeno(1,2,3-cd)pyrene	0.2 U	0.2 U	0.2 U	0.2 U	0.2 U	0.2 U	0.2 U	0.2 U	10 U	10 U	20 U	10 U	10 U	10 U	10 U	10 U
Naphthalene	0.2 U	0.2 U	0.2 U	0.2 U	0.2 U	0.2 U	0.2 U	0.2 U	10 U	10 U	20 U	10 U	10 U	10 U	10 U	10 U
Phenanthrene	0.2 U	0.2 U	0.2 U	0.2 U	0.2 U	0.2 U	0.2 U	0.2 U	10 U	10 U	20 U	10 U	10 U	10 U	10 U	10 U
Pyrene	0.2 U	0.2 U	0.2 U	0.2 U	0.2 U	0.2 U	0.2 U	0.2 U	10 U	10 UJ	20 U	10 U	10 U	10 U	10 U	10 U
Inorganic Compounds																
Aluminum (fume or dust)	0.2 U	0.2 U	0.2 U	0.2 U	0.2 U	0.2 U	**0.24**	**0.23**	**1.3**	0.2 UJ	**0.076 B**	**0.090 B**	**0.074 B**	**64**	**6.2 N**	**2.2**
Antimony	0.006 U	0.006 U	0.02 U	0.02 U	0.006 U	0.006 U	0.02 U	0.02 U	0.02 U	0.02 U	0.020 U	0.020 U	0.02 U	0.02 U	0.02 U	0.02 U
Arsenic	0.01 U	0.01 U	0.01 U	0.01 U	0.01 U	0.01 U	0.01 U	0.01 U	0.01 U	0.01 U	0.010 U	0.010 U	0.01 U	**0.0044 B**	0.01 U	0.01 U
Barium	**0.0342**	**0.0336**	**0.037**	**0.044**	**0.046**	**0.047**	**0.058**	**0.06**	**0.03**	**0.07**	**0.069**	**0.070**	**0.065**	**0.15**	**0.076**	**0.066**
Beryllium	0.004 U	0.004 U	0.004 U	0.004 U	0.004 U	0.004 U	0.004 U	0.004 U	0.004 U	0.004 U	0.0040 U	0.0040 U	0.004 U	**0.0021 B**	0.004 U	0.004 U
Cadmium	0.005 U	0.005 U	0.005 U	0.005 U	0.005 U	0.005 U	0.005 U	0.005 U	0.005 UJ	0.005 UJ	0.0050 U	0.0050 U	0.005 U	0.005 U	0.005 U	0.005 U
Calcium metal	**20.6**	**19.9**	**19**	**20**	**33**	**34**	**39**	**40**	**60**	**43**	**44**	**44**	**41**	**44**	**39**	**41**
Chromium	0.01 U	0.01 U	0.01 U	0.01 U	0.01 U	0.01 U	0.01 U	0.01 U	0.01 UJ	0.01 UJ	0.010 U	0.010 U	0.01 U	**0.063**	**0.0061 B**	**0.0023 B**
Cobalt	0.01 U	0.01 U	0.01 U	0.01 U	0.01 U	0.01 U	0.01 U	0.01 U	0.01 UJ	0.01 UJ	**0.0049 B**	**0.0047 B**	**0.0041 B**	**0.013**	**0.0083 B**	**0.0055 B**
Copper	0.02 U	0.02 U	0.02 U	0.02 U	0.02 U	0.02 U	0.02 U	0.02 U	0.02 U	0.02 U	0.020 U	0.020 U	**0.00093 B**	**0.028**	**0.0034 B**	**0.0010 B**
Cyanide	0.01 U	0.01 U	0.01 U	0.01 U	0.01 U	0.01 U	0.01 U	0.01 U	0.015 U	0.015 U	0.010 U	0.010 U	0.01 U	0.01 U	**0.028**	0.01 U
Lead	0.005 U	0.005 U	0.005 U	0.005 U	0.005 U	0.005 U	0.005 U	0.005 U	0.005 UJ	0.005 UJ	0.0050 U	0.0050 U	0.005 U	**0.0097**	0.005 U	0.005 U
Magnesium	**10.2**	**9.93**	**10**	**10**	**18**	**18**	**20**	**20**	**9.4**	**23**	**24**	**25**	**23**	**25**	**22**	**24**
Mercury	0.0002 U	0.0002 U	0.0002 U	0.0002 U	0.0002 U	0.0002 U	0.0002 U	0.0002 U	0.0002 U	0.0002 U	0.00020 U	0.00020 U	0.0002 U	**0.000072 B**	0.0002 U	0.00020 U
Nickel	0.04 U	0.04 U	0.04 U	0.04 U	0.04 U	0.04 U	0.04 U	0.04 U	0.04 UJ	0.04 UJ	0.040 U	0.040 U	0.04 U	**0.026 B**	0.04 U	0.04 U
Potassium	**4.59**	**4.52**	**5**	**5.2**	**8**	**8.1**	**7.4**	**7.6**	**10**	**11**	**8.2**	**8.3**	**7.8**	**8.5**	**7.7**	**7.8**
Selenium	0.01 U	0.01 U	0.01 U	0.01 U	0.01 U	0.01 U	0.01 U	0.01 U	0.01 U	0.01 U	0.010 U	0.010 U	**0.0054 B**	0.01 U	0.01 U	0.01 U
Sodium	**40.3**	**39.3**	**39**	**40**	**75**	**77**	**74**	**75**	**37**	**82**	**87**	**87**	**79**	**84**	**78**	**76**
Thallium	0.001 U	0.001 U	0.002 U	0.002 U	0.001 U	0.001 U	0.001 U	0.001 U	0.002 U	0.002 U	0.0020 UWN	0.0020 UWN	0.002 UW	0.002 U	0.002 UN	0.002 U
Vanadium (fume or dust)	0.01 U	0.01 U	0.01 U	0.01 U	0.01 U	0.01 U	0.01 U	0.01 U	0.01 UJ	0.01 UJ	**0.0032 B**	**0.0034 B**	0.01 U	**0.099**	**0.013**	**0.0024 B**
Zinc	0.02 U	0.02 U	0.02 U	0.02 U	0.02 U	0.02 U	0.02 U	0.02 U	**0.05**	**0.03**	**0.0081 B**	0.020 U	0.02 U	**0.052**	**0.0094 B**	**0.013 B**

Notes:
* - Not a HSRA regulated compound
ISCO - *in-situ* chemical oxidation

Data Qualifier Defintions:
-- - Not analyzed
B (Inorganics) - Estimated analyte concentration
D - Analyte concentration reported from secondary dilution
DB - Analyte concentration reported from secondary dilution; analyte detected in method blank
H - Holding time exceeded for sample
J - Estimated analyte concentration
JB (Organic) - Estimated analyte concentration; analyte detected in method blank
Bold = Exceeds the laboratory detection lim
Bold and shaded - Analyte concentration exceeds the Type 1 RRS
JM (Organic) - Estimated analyte concentration; spike sample recovery outside control limits
M (Organic) - Spike sample recovery outside control limits
N - Spike sample recovery outside of control limits
R - Sample data results rejected due to deficiencies in the ability to meet quality control standards
RRS - Risk Reduction Standard
< - Analyte not detected at referenced detection limit
UJ - Analyte not detected; low method bias and/or matrix interference
UN - Analyte not detected; spiked sample recovery outside of control limits
UR - Analyte not detected; data rejected
UWN - Analyte not detected; post digestion spike and spike sample recovery outside control limits

JM (Organic) - Estimated analyte concentration; spike sample recovery outside control limits
M (Organic) - Spike sample recovery outside control limits
N - Spike sample recovery outside of control limits
R - Sample data results rejected due to deficiencies in the ability to meet quality control standards
RRS - Risk Reduction Standard
<, U - Analyte not detected at referenced detection limit
UJ - Analyte not detected; low method bias and/or matrix interference
UN - Analyte not detected; spiked sample recovery outside of control limits
UR - Analyte not detected; data rejected
UWN - Analyte not detected; post digestion spike and spike sample recovery outside control limits

Chemical Name	Type 1 Risk Reduction Standard	Location ID	MW-401S																																							
		Sample Date	7/27/2017	7/27/2017 DUP	1/26/2017	1/26/2017 DUP	7/28/2016	7/28/2016 DUP	1/21/2016	1/21/2016 DUP	7/30/2015	7/30/15 DUP	1/15/2015	7/17/2014	1/13/2014	7/9/2013	1/9/2013	7/24/2012	1/18/2012	7/6/2011	1/19/2011	7/20/2010	1/6/2010	1/13/2009	7/15/2008	1/8/2008	01/08 DUP	7/11/2007	2/13/2007	10/4/2006	7/13/2006	7/06 DUP	1/13/2006	7/19/2005	1/18/2005	7/12/2004	1/23/2004	7/15/2003	1/16/2003	7/16/2002	4/5/2002	1/18/2002	7/17/2001	1/24/2001
		Unit	Post-ISCO																															Pre-ISCO										
Field Parameters																																												
Conductivity	*	mS/cm	0.499	0.499	0.503	0.503	0.565	0.565	0.476	0.476	451	451	0.487	0.504	0.453	0.401	0.250	0.273	0.215	0.256	1.300	0.349	0.285	2.440	0.416	0.358	0.358	0.398	0.468	0.446	0.415	0.415	--	--	--	--	--	--	--	--	--	--	--	--
Dissolved Oxygen (YSI)	*	mg/L	0.87	0.87	1.18	1.18	1.22	1.22	2.25	2.25	0.69	0.69	1.37	1.55	3.54	0.77	0.84	0.84	0.59	0.88	6.33	1.48	5.09	5.83	3.41	1.79	1.79	6.44	5.98	7.91	7.09	7.09	--	--	--	--	--	--	--	--	--	--	--	--
Oxidation Reduction Potential	*	mV	162	162	181.6	181.6	204.5	204.5	230	230	67.7	67.7	51.6	208.2	171.1	227.7	129.0	190.0	168.7	105.8	153.3	13.3	-4.4	314.5	173.1	254.9	254.9	249.5	291	182.8	5.95	5.95	--	--	--	--	--	--	--	--	--	--	--	--
pH	*	SU	5.75	5.75	5.83	5.83	6.15	6.15	6.14	6.14	6.25	6.25	5.38	5.78	5.99	5.90	6.18	6.25	3.88	5.82	0.243	6.49	6.08	0.374	5.92	6.08	6.08	5.98	5.89	6.07	244.3	244.3	--	--	--	--	--	--	--	--	--	--	--	--
Temperature	*	Celsius	23.4	23.4	21.49	21.49	23.05	23.05	19.29	19.29	22.7	22.7	13.5	20.91	18.75	20.89	18.64	25.59	19.48	25.58	18.99	22.99	18.26	20.24	21.98	20.52	20.52	21.28	20.44	21.51	20.22	20.22	--	--	--	--	--	--	--	--	--	--	--	--
Turbidity	*	NTU	2.77	2.77	5.82	5.82	2.45	2.45	5.6	5.6	3.02	3.02	7.47	4.29	3.43	2.76	1.3	1.63	2.73	5.49	8.38	2	7.79	1.1	0.82	1.57	1.57	0.59	0.36	0.49	0.09	0.09	--	--	--	--	--	--	--	--	--	--	--	--
Monitored Natural Attenuation Parameters																																												
Carbon Dioxide	*	mg/L	--	--	--	--	--	--	--	--	--	--	168	185	164	142	61	56	960 B	740 * B	600	1,100 B	860	640	960	< 1000	< 1000	< 1000	--	--	1,000	900	--	--	--	--	--	--	--	--	--	--	--	--
Iron	*	mg/L	--	--	--	--	--	--	--	--	--	--	--	--	--	--	--	--	--	--	--	--	--	--	--	--	--	--	--	--	0.1 U	0.1 U	0.1 U	0.1 U	0.081	0.12	8.9	0.04 U	0.041 B	0.053	--	0.078	1.1	0.15
Iron, as Ferrous (Fe+2)	*	mg/L	--	--	--	--	--	--	--	--	--	--	< 0.100	< 0.100	<0.100	< 0.100	< 0.10 HF	< 0.10 HF	0.035 J HF	< 0.025 HF	< 0.064 JHF	< 0.10 HF	< 0.10 HF	< 0.10 HF	< 0.10	< 0.10	< 0.10	< 0.10	< 0.1	--	0.1 U	0.1 U	--	--	--	--	--	--	--	--	--	--	--	--
Manganese, Total	*	mg/L	--	--	--	--	--	--	--	--	--	--	--	--	--	--	--	--	--	--	--	--	--	--	--	--	--	--	--	--	0.0094	0.0119	0.0306	0.0547	0.14	1.9	0.56	2.3	1.0	1.5	--	1.9	2.3	1.8
Manganese, Dissolved	*	mg/L	--	--	--	--	--	--	--	--	--	--	--	--	--	--	--	--	--	--	--	--	--	--	--	--	--	--	--	--	0.005 UJ	0.005 UJ	--	--	--	--	--	--	--	--	--	--	--	--
Methane	*	µg/L	--	--	--	--	--	--	--	--	--	--	< 4	< 4	<4	< 4	< 0.58	11	3.0	11	29	8.2	44	0.27	0.075 J	0.99	0.66	34	1.4	--	0.59	0.4	--	--	--	--	--	--	--	--	--	--	--	--
Nitrate	*	mg/L	--	--	--	--	--	--	--	--	--	--	2.5	3.1	4.2	1.1	0.57	< 0.25	< 0.075	< 0.075	< 0.36	1.4	1.8	1.6	5.5	0.99	0.99	0.52	0.69	--	1.3	1.3	--	--	--	--	--	--	--	--	--	--	--	--
Nitrogen	*	mg/L	--	--	--	--	--	--	--	--	--	--	--	--	--	--	--	--	--	--	--	--	--	--	--	--	--	--	--	--	16	14	--	--	--	--	--	--	--	--	--	--	--	--
Nitrogen, ammonia (as N)	*	mg/L	--	--	--	--	--	--	--	--	--	--	--	--	--	--	--	--	--	--	--	--	--	--	--	--	--	--	--	--	0.2 U	0.2 U	--	--	--	--	--	--	--	--	--	--	--	--
Oxygen	*	mg/L	--	--	--	--	--	--	--	--	--	--	7.46 H	8.21 H	5.70 H	7.44 H	7.4	6.4	1.3	1.6	1.5	1.3	1.4	1.1	1.5	3.9	3.4	6.4	7.4	--	9.6	8.4	--	--	--	--	--	--	--	--	--	--	--	--
Sulfate	*	mg/L	--	--	--	--	--	--	--	--	--	--	62	67	75	64	31	28	26	25	25	50	46	48	53	53	53	57	74	--	71	71	--	--	--	--	--	--	--	--	--	--	--	--
Sulfide	*	mg/L	--	--	--	--	--	--	--	--	--	--	--	--	--	--	--	--	--	--	--	--	--	--	--	--	--	--	--	--	2 U	2 U	--	--	--	--	--	--	--	--	--	--	--	--
Volatile Organic Compounds																																												
Acetone	4,000	µg/L	< 50	< 50	< 50	< 50	< 50	< 50	< 50	< 50	< 50	< 50	< 50	< 50	< 50	< 50	< 100	< 100	< 25	< 25	< 5.0	**9.4 J**	< 100	< 100	< 100	< 50	< 50	< 50	< 50	--	50 R	50 R	100 U	83 U	25 U	25 U	25 U	25 U	25 U	**24 J**	--	**12 J**	0.12 U	25 U
Benzene	5	µg/L	< 5.0	< 5.0	< 5.0	< 5.0	< 5.0	< 5.0	< 5.0	< 5.0	< 5.0	< 5.0	< 5.0	< 5.0	< 5.0	< 5.0	< 5.0	< 5.0	< 1.3	< 1.3	< 0.25	13	< 5.0	< 5.0	< 5.0	<5.0	<5.0	<5.0	< 5	5 U	5 U	5 U	10 U	3.3 U	10 U	10 U	**6.9**	10 U	10 U	10 U	10 U	10 U	5.0 U	10 U
Carbon Disulfide	4,000	µg/L	< 5.0	< 5.0	< 5.0	< 5.0	< 5.0	< 5.0	< 5.0	< 5.0	< 5.0	< 5.0	< 5.0	< 5.0	< 5.0	< 5.0	< 5.0	< 5.0	< 3.0	< 3.0	< 0.60	< 5.0	< 5.0	< 5.0	< 5.0	<5.0	<5.0	<5.0	< 5	--	5 U	5 U	10 U	3.3 U	10 U	10 U	10 U	10 U	10 U	10 U	--	10 U	5.0 U	10 U
Ethylbenzene	700	µg/L	< 5.0	< 5.0	< 5.0	< 5.0	< 5.0	< 5.0	< 5.0	< 5.0	< 5.0	< 5.0	< 5.0	< 5.0	< 5.0	< 5.0	< 5.0	< 5.0	< 0.55	< 0.55	< 0.11	**0.58 J**	< 5.0	< 5.0	< 5.0	<5.0	<5.0	<5.0	< 5	5 U	5 U	5 U	10 U	3.3 U	10 U	10 U	10 U	10 U	10 U	10 U	10 U	10 U	5.0 U	10 U
Methylene Chloride	5	µg/L	< 5.0	< 5.0	< 5.0	< 5.0	< 5.0	< 5.0	< 5.0	< 5.0	< 5.0	< 5.0	< 5.0	< 5.0	< 5.0	< 5.0	< 5.0	< 5.0	< 5.0	< 5.0	< 1.0	< 5.0	< 5.0	< 5.0	< 5.0	<5.0	<5.0	<5.0	< 5	--	5 U	5 U	10 U	17 U	5.0 U	5.0 U	5.0 U	5.0 U	5.0 U	5.0 U	5.0 U	5.0 U	25 U	**1.3 JB**
Toluene	1,000	µg/L	< 5.0	< 5.0	< 5.0	< 5.0	< 5.0	< 5.0	< 5.0	< 5.0	< 5.0	< 5.0	< 5.0	< 5.0	< 5.0	< 5.0	< 5.0	< 5.0	< 1.7	< 1.7	**0.90 J**	**3.4 J**	< 5.0	< 5.0	< 5.0	<5.0	<5.0	<5.0	< 5	5 U	5 U	5 U	10 U	3.3 U	10 U	10 U	**2.9**	10 U	10 U	**0.28 J**	10 U	10 U	5.0 U	10 U
Trichloroethylene	5	µg/L	< 5.0	< 5.0	< 5.0	< 5.0	< 5.0	< 5.0	< 5.0	< 5.0	< 5.0	< 5.0	< 5.0	< 5.0	**5.3**	**21**	**59**	**40**	**38**	**28**	**49**	**100**	**170**	**58**	**40**	**100**	**100**	**200**	**130**	--	**56**	**52**	**19**	**31**	**4.1**	**7.8**	10 U	10 U	10 U	10 U	10 U	10 U	5.0 U	10 U
Xylenes, total	2,000	µg/L	< 5.0	< 5.0	< 5.0	< 5.0	< 5.0	< 5.0	< 5.0	< 5.0	< 5.0	< 5.0	< 5.0	< 5.0	< 5.0	< 5.0	< 5.0	< 5.0	< 1.0	< 1.0	< 0.20	**0.95 J**	< 5.0	< 5.0	< 5.0	<5.0	<5.0	<5.0	< 5	5 U	5 U	5 U	20 U	6.7 U	2.0 U	2.0 U	2.0 U	2.0 U	2.0 U	2.0 U	--	2.0 U	10 U	2.0 U
Semivolatile Organic Compounds																																												
2-Methylnaphthalene	*	µg/L	--	--	--	--	--	--	--	--	--	--	--	--	--	--	--	--	--	--	--	--	--	--	--	--	--	--	--	--	--	--	0.2 U	0.2 U	0.2 U	0.2 U	0.2 U	10 U	10 U	10 U	--	10 U	10 U	10 U
Acenaphthene	2,000	µg/L	< 0.5	< 0.5	< 0.5	< 0.5	< 0.5	< 0.5	< 0.5	< 0.5	< 0.5	< 0.5	< 5.0	< 0.50	< 0.50	< 0.50	< 0.20	< 0.19	< 0.097	< 0.099	< 0.096	< 0.19	<0.20	< 0.19	< 0.19	< 10	< 10	< 10	< 10	--	10 U	10 U	0.2 U	0.2 U	0.2 U	0.2 U	0.2 U	10 U	10 U	10 U	10 U	10 U	10 U	10 U
Acenaphthylene	10	µg/L	< 1.0	< 1.0	< 1.0	< 1.0	< 1.0	< 1.0	< 1.0	< 1.0	< 1.0	< 1.0	< 1.0	< 1.0	< 1.0	< 1.0	< 0.20	< 0.19	< 0.097	< 0.099	< 0.096	< 0.19	<0.20	< 0.19	< 0.19	< 10	< 10	< 10	< 10	--	10 U	10 U	0.2 U	0.2 U	0.2 U	0.2 U	0.2 U	10 U	10 U	10 U	10 U	10 U	10 U	10 U
Anthracene	10	µg/L	< 0.05	< 0.05	< 0.05	< 0.05	< 0.05	< 0.05	< 0.05	< 0.05	< 0.05	< 0.05	< 0.050	< 0.050	< 0.050	< 0.050	< 0.20	< 0.19	< 0.097	< 0.099	< 0.096	< 0.19	<0.20	< 0.19	< 0.19	< 10	< 10	< 10	< 10	--	10 U	10 U	0.2 U	0.2 U	0.2 U	0.2 U	0.2 U	10 U	10 U	10 U	10 U	10 U	10 U	10 U
Benz(a)anthracene	0.1	µg/L	< 0.05	< 0.05	< 0.05	< 0.05	< 0.05	< 0.05	< 0.05	< 0.05	< 0.05	< 0.05	< 0.050	< 0.050	< 0.050	< 0.050	< 0.20	< 0.19	< 0.097	< 0.099	< 0.096	< 0.19	<0.20	< 0.19	< 0.19	<0.050	<0.050	<0.050	< 0.05	--	0.05 U	0.05 U	0.2 U	0.2 U	0.2 U	0.2 U	0.2 U	10 U	10 U	10 U	10 U	10 U	10 U	10 U
Benzo(a)pyrene	0.2	µg/L	< 0.05	< 0.05	< 0.05	< 0.05	< 0.05	< 0.05	< 0.05	< 0.05	< 0.05	< 0.05	< 0.050	< 0.050	< 0.050	< 0.050	< 0.20	< 0.19	< 0.097	< 0.099	< 0.096	< 0.19	<0.20	< 0.19	< 0.19	<0.050	<0.050	<0.050	< 0.05	--	0.05 U	0.05 U	0.2 U	0.2 U	0.2 U	0.2 U	0.2 U	10 U	10 U	10 U	10 U	10 U	10 U	10 U
Benzo(b)fluoranthene	0.2	µg/L	< 0.1	< 0.1	< 0.1	< 0.1	< 0.1	< 0.1	< 0.1	< 0.1	< 0.1	< 0.1	< 0.10	< 0.10	< 0.10	< 0.10	< 0.20	< 0.19	< 0.097	< 0.099	< 0.096	< 0.19	<0.20	< 0.19	< 0.19	<0.10	<0.10	<0.10	< 0.1	--	0.1 U	0.1 U	0.2 U	0.2 U	0.2 U	0.2 U	0.2 U	10 U	10 U	10 U	10 U	10 U	10 U	10 U
Benzo(g,h,i)perylene	10	µg/L	< 0.1	< 0.1	< 0.1	< 0.1	< 0.1	< 0.1	< 0.1	< 0.1	< 0.1	< 0.1	< 0.10	< 0.10	< 0.10	< 0.10	< 0.20	< 0.19	< 0.097	**0.23**	< 0.096	< 0.19	<0.20	< 0.19	< 0.19	< 10	< 10	< 10	< 10	--	10 U	10 U	0.2 U	0.2 U	0.2 U	0.2 U	0.2 U	10 U	10 U	10 U	10 U	10 U	10 U	10 U
Benzo(k)fluoranthene	10	µg/L	< 0.05	< 0.05	< 0.05	< 0.05	< 0.05	< 0.05	< 0.05	< 0.05	< 0.05	< 0.05	< 0.050	< 0.050	< 0.050	< 0.050	< 0.20	< 0.19	< 0.097	< 0.099	< 0.096	< 0.19	<0.20	< 0.19	< 0.19	< 10	< 10	< 10	< 10	--	10 U	10 U	0.2 U	0.2 U	0.2 U	0.2 U	0.2 U	10 U	10 U	10 U	10 U	10 U	10 U	10 U
Chrysene	0.2	µg/L	< 0.05	< 0.05	< 0.05	< 0.05	< 0.05	< 0.05	< 0.05	< 0.05	< 0.05	< 0.05	< 0.050	< 0.050	< 0.050	< 0.050	< 0.20	< 0.19	< 0.043	< 0.045	< 0.043	< 0.19	<0.20	< 0.19	< 0.19	<0.050	<0.050	<0.050	< 0.05	--	0.05 U	0.05 U	0.2 U	0.2 U	0.2 U	0.2 U	0.2 U	10 U	10 U	10 U	10 U	10 U	10 U	10 U
Dibenzo(a,h)anthracene	0.3	µg/L	< 0.1	< 0.1	< 0.1	< 0.1	< 0.1	< 0.1	< 0.1	< 0.1	< 0.1	< 0.1	< 0.10	< 0.10	< 0.10	< 0.10	< 0.20	< 0.19	< 0.097	< 0.099	< 0.096	< 0.19	<0.20	< 0.19	< 0.19	<0.10	<0.10	<0.10	< 0.1	--	0.1 U	0.1 U	0.2 U	0.2 U	0.2 U	0.2 U	0.2 U	10 U	10 U	10 U	10 U	10 U	10 U	10 U
Dibenzofuran	1	µg/L	--	--	--	--	--	--	--	--	--	--	--	--	--	--	--	--	--	--	--	--	--	--	--	--	--	--	--	--	--	--	1.0 U	0.2 U	0.2 U	0.2 U	0.2 U	10 U	10 U	10 U	--	10 U	10 U	10 U
Fluoranthene	1,000	µg/L	< 0.1	< 0.1	< 0.1	< 0.1	< 0.1	< 0.1	< 0.1	< 0.1	< 0.1	< 0.1	< 0.10	< 0.10	< 0.10	< 0.10	< 0.20	< 0.19	< 0.097	< 0.099	< 0.096	< 0.19	<0.20	< 0.19	< 0.19	< 10	< 10	< 10	< 10	--	10 U	10 U	0.2 U	0.2 U	0.2 U	0.2 U	0.2 U	10 U	10 U	10 U	10 U	10 U	10 U	10 U
Fluorene	1,000	µg/L	< 0.1	< 0.1	< 0.1	< 0.1	< 0.1	< 0.1	< 0.1	< 0.1	< 0.1	< 0.1	< 0.10	< 0.10	< 0.10	< 0.10	< 0.20	< 0.19	< 0.097	< 0.099	< 0.096	< 0.19	<0.20	< 0.19	< 0.19	< 10	< 10	< 10	< 10	--	10 U	10 U	0.2 U	0.2 U	0.2 U	0.2 U	0.2 U	10 U	10 U	10 U	10 U	10 U	**0.72 J**	10 U
Indeno(1,2,3-cd)pyrene	0.4	µg/L	< 0.05	< 0.05	< 0.05	< 0.05	< 0.05	< 0.05	< 0.05	< 0.05	< 0.05	< 0.05	< 0.050	< 0.050	< 0.050	< 0.050	< 0.20	< 0.19	< 0.097	**0.16 J**	< 0.096	< 0.19	<0.20	< 0.19	< 0.19	<0.050	<0.050	<0.050	< 0.05	--	0.05 U	0.05 U	0.2 U	0.2 U	0.2 U	0.2 U	0.2 U	10 U	10 U	10 U	10 U	10 U	10 U	10 U
Naphthalene	20	µg/L	< 0.5	< 0.5	< 0.5	< 0.5	< 0.5	< 0.5	< 0.5	< 0.5	< 0.5	**21**	< 0.50	< 0.50	**1.2**	< 0.50	< 0.20	< 0.19	< 0.097	< 0.099	< 0.096	**0.71**	<0.20	< 0.19	< 0.19	< 10	< 10	< 10	< 10	--	10 U	10 U	0.2 U	0.2 U	0.2 U	0.2 U	0.2 U	10 U	10 U	10 U	10 U	10 U	10 U	10 U
Phenanthrene	10	µg/L	< 0.05	< 0.05	< 0.05	< 0.05	< 0.05	< 0.05	< 0.05	< 0.05	< 0.05	< 0.05	< 0.5	< 0.050	< 0.050	< 0.050	< 0.20	< 0.19	< 0.097	< 0.099	< 0.096	< 0.19	<0.20	< 0.19	< 0.19	< 10	< 10	< 10	< 10	--	10 U	10 U	0.2 U	0.2 U	0.2 U	0.2 U	0.2 U	10 U	10 U	10 U	10 U	10 U	10 U	10 U
Pyrene	1,000	µg/L	< 0.05	< 0.05	< 0.05	< 0.05	< 0.05	< 0.05	< 0.05	< 0.05	< 0.05	< 0.05	**0.064**	< 0.050	< 0.050	< 0.050	< 0.20	< 0.19	< 0.097	< 0.099	< 0.096	< 0.19	<0.20	< 0.19	< 0.19	< 10	< 10	< 10	< 10	--	10 U	10 U	0.2 U	0.2 U	0.2 U	0.2 U	0.2 U	10 UJ	10 U	10 U	10 U	10 U	10 U	10 U
Inorganic Compounds																																												
Aluminum (fume or dust)	*	mg/L	--	--	--	--	--	--	--	--	--	--	--	--	--	--	--	--	--	--	--	--	--	--	--	--	--	--	--	--	--	--	0.2 U	0.2 U	0.2 U	**0.24**	**17**	0.2 U	**0.10 B**	**0.043 B**	--	**0.036 B**	**1.7 N**	**0.21**
Antimony	0.01	mg/L	< 0.006	< 0.006	< 0.006	< 0.006	< 0.006	< 0.006	< 0.006	< 0.006	< 0.02	< 0.02	< 0.0200	< 0.0200	< 0.0200	< 0.0200	< 0.020	< 0.020	< 0.0053	< 0.0053	< 0.0053	< 0.020	< 0.020	< 0.020	< 0.020	< 0.0200	< 0.0200	< 0.020	< 0.02	--	0.02 U	0.02 U	0.01 U	0.006 U	0.02 U	0.006 U	0.02 U	0.02 U	0.020 U	0.02 U	--	0.02 U	0.02 U	0.02 U
Arsenic	0.05	mg/L	< 0.05	< 0.05	< 0.05	< 0.05	< 0.05	< 0.05	< 0.05	< 0.05	< 0.05	< 0.05	< 0.0500	< 0.0500	< 0.0500	< 0.0500	< 0.020	< 0.020	< 0.0046	< 0.0046	< 0.0046	< 0.010	< 0.010	< 0.010	< 0.010	<0.0500	<0.0500	<0.050	< 0.05	--	0.05 U	0.05 U	0.01 U	0.01 U	0.01 U	0.01 U	0.01 U	0.01 U	0.010 U	0.01 U	--	0.01 U	0.01 U	0.01 U
Barium	2	mg/L	**0.104**	**0.106**	**0.101**	**0.0998**	**0.117**	**0.118**	**0.0857**	**0.0846**	**0.0916**	**0.097**	**0.112**	**0.121**	**0.100**	**0.0941**	**0.06**	**0.064**	**0.067**	**0.061**	**0.057**	**0.051**	**0.043**	**0.05**	**0.059**	**0.0482**	**0.0479**	**0.0439**	**0.0481**	--	**0.0621**	**0.0574**	0.2 U	**0.0337**	**0.044**	**0.049**	**0.082**	**0.06**	**0.065**	**0.067**	--	**0.068**	**0.067**	**0.061**
Beryllium	0.004	mg/L	< 0.004	< 0.004	< 0.004	< 0.004	< 0.004	< 0.004	< 0.004	< 0.004	< 0.01	< 0.01	< 0.0100	< 0.0100	< 0.0100	< 0.0100	< 0.0040	< 0.0040	< 0.00020	< 0.00020	**0.00027 J**	< 0.0040	< 0.0040	< 0.0040	< 0.0040	< 0.0100	< 0.0100	< 0.010	< 0.010	--	0.01 U	0.01 U	0.005 U	0.004 U	0.004 U	0.004 U	0.004 U	0.004 U	0.0040 U	0.004 U	--	0.004 U	0.004 U	0.004 U
Cadmium	0.005	mg/L	< 0.005	< 0.005	< 0.005	< 0.005	< 0.005	< 0.005	< 0.005	< 0.005	< 0.005	< 0.005	< 0.0050	< 0.0050	< 0.0050	< 0.0050	< 0.0050	< 0.0050	< 0.0020	< 0.0020	< 0.0020	< 0.0050	< 0.0050	< 0.0050	< 0.0050	< 0.0050	< 0.0050	< 0.0050	< 0.005	--	0.005 U	0.005 U	0.002 U	0.005 U	0.005 U	0.005 U	0.005 U	0.005 UJ	0.0050 U	0.005 U	--	0.005 U	0.005 U	0.005 U
Calcium metal	*	mg/L	--	--	--	--	--	--	--	--	--	--	--	--	--	--	--	--	--	--	--	--	--	--	--	--	--	--	--	--	--	--	**14.7**	**13.9**	**12**	**16**	**29**	**27**	**32**	**31**	--	**32**	**30**	**28**
Chromium	0.1	mg/L	< 0.01	< 0.01	< 0.01	< 0.01	< 0.01	< 0.01	< 0.01	< 0.01	< 0.01	< 0.01	< 0.0100	< 0.0100	< 0.0100	< 0.0100	< 0.010	< 0.010	**0.0014 J**	**0.0016 J**	**0.0013 J**	**0.0022 J**	<0.010	**0.0022 J**	**0.0024 J**	< 0.0100	< 0.0100	< 0.010	< 0.010	--	0.01 U	0.01 U	0.005 U	0.01 U	0.01 U	0.01 U	**0.016**	0.01 UJ	0.010 U	0.01 U	--	0.01 U	0.01 U	0.01 U
Cobalt	*	mg/L	--	--	--	--	--	--	--	--	--	--	--	--	--	--	--	--	--	--	--	--	--	--	--	--	--	--	--	--	--	--	0.007 U	0.01 U	0.01 U	0.01 U	0.01 U	0.01 UJ	**0.0053 B**	**0.0063 B**	--	**0.0078 B**	**0.011**	**0.0066 B**
Copper	1.3	mg/L	< 0.01	< 0.01	< 0.01	< 0.01	< 0.01	< 0.01	< 0.01	< 0.01	< 0.01	< 0.01	< 0.0100	< 0.0100	< 0.0100	< 0.0100	< 0.020	< 0.020	< 0.0019	< 0.0019	**0.0030 JB**	< 0.020	< 0.020	< 0.020	< 0.020	< 0.0100	< 0.0100	< 0.010	< 0.010	--	0.01 U	0.01 U	0.025 U	0.02 U	0.02 U	0.02 U	0.02 U	0.02 U	0.020 U	0.02 U	--	**0.001 B**	0.02 U	**0.096**
Cyanide	0.2	mg/L	< 0.01	< 0.01	< 0.01	< 0.01	< 0.01	< 0.01	< 0.01	< 0.01	< 0.01	< 0.01	< 0.010	< 0.010	< 0.010	< 0.010	< 0.010	< 0.010	< 0.0050	< 0.0050	< 0.0050	< 0.010	< 0.010	< 0.010	< 0.010	< 0.010	< 0.010	< 0.010	< 0.002	--	0.01 U	0.01 U	0.01 U	0.01 U	0.01 U	0.01 U	0.01 U	0.015 U	0.010 U	0.01 U	--	0.01 U	0.01 U	0.01 U
Lead	0.015	mg/L	< 0.01	< 0.01	< 0.01	< 0.01	< 0.01	< 0.01	< 0.01	< 0.01	< 0.01	< 0.01	< 0.0100	< 0.0100	< 0.0100	< 0.0100	< 0.010	< 0.010	< 0.0040	< 0.0040	< 0.0040	< 0.010	< 0.010	< 0.0050	< 0.0050	< 0.0100	< 0.0100	< 0.010	< 0.010	--	0.01 U	0.01 U	0.003 U	0.005 U	0.005 U	0.005 U	**0.0075**	0.005 UJ	0.0050 U	0.005 U	--	0.005 U	0.005 U	**0.0026 B**
Magnesium	*	mg/L	--	--	--	--	--	--	--	--	--	--	--	--	--	--	--	--	--	--	--	--	--	--	--	--	--	--	--	--	--	--	**12.7**	**10.5**	**7.7**	**10**	**24**	**21**	**24**	**23**	--	**25**	**23**	**23**
Mercury	0.002	mg/L	< 0.0002	< 0.0002	< 0.0002	< 0.0002	< 0.0002	< 0.0002	< 0.0002	< 0.0002	< 0.0002	< 0.0002	< 0.00020	< 0.00020	< 0.00020	< 0.00020	< 0.00020	< 0.00020	< 0.000091	< 0.000091	< 0.000091	< 0.00020	< 0.00020	< 0.00020	< 0.00020	< 0.00020	< 0.00020	< 0.00020	< 0.0002	--	0.0002 U	0.0002 U	0.0002 U	0.0002 U	0.0002 U	0.0002 U	0.0002 U	0.0002 U	**0.00011 B**	0.0002 U	--	0.0002 U	0.0002 U	0.00020 U
Nickel	0.1	mg/L	< 0.02	< 0.02	< 0.02	< 0.02	< 0.02	< 0.02	< 0.02	< 0.02	< 0.02	< 0.02	< 0.0200	< 0.0200	< 0.0200	< 0.0200	< 0.040	< 0.040	< 0.0023	< 0.0023	< 0.0023	< 0.040	< 0.040	< 0.040	< 0.040	< 0.0200	< 0.0200	< 0.020	< 0.02	--	0.02 U	0.02 U	0.04 U	0.04 U	0.04 U	0.04 U	0.04 U	0.04 UJ	0.040 U	0.04 U	--	0.04 U	0.04 U	0.04 U
Potassium	*	mg/L	--	--	--	--	--	--	--	--	--	--	--	--	--	--	--	--	--	--	--	--	--	--	--	--	--	--	--	--	--	--	5 U	**2.06**	**3.1**	**4.1**	**3.9**	**6.1**	**4.4**	**4.5**	--	**4.7**	**4.2**	**3.2**
Selenium	0.05	mg/L	< 0.02	< 0.02	< 0.02	< 0.02	< 0.02	< 0.02	< 0.02	< 0.02	< 0.02	< 0.02	< 0.0200	< 0.0200	< 0.0200	< 0.0200	< 0.020	< 0.020	< 0.0064	< 0.0064	< 0.0064	< 0.020	< 0.020	< 0.010	< 0.010	< 0.0200	< 0.0200	< 0.020	< 0.02	--	0.02 U	0.02 U	0.005 U	0.01 U	0.01 U	0.01 U	0.01 U	0.01 U	0.010 U	0.01 U	--	0.01 U	0.01 U	0.01 U
Sodium	*	mg/L	--	--	--	--	--	--	--	--	--	--	--	--	--	--	--	--	--	--	--	--	--	--	--	--	--	--	--	--	--	--	**52.1**	**43.9**	**36**	**56**	**67**	**62**	**76**	**75**	--	**78**	**76**	**76**
Thallium	0.002	mg/L	< 0.002	< 0.002	< 0.002	< 0.002	< 0.002	< 0.002	< 0.002	< 0.002	< 0.02	< 0.02	< 0.0200	< 0.0200	< 0.0200	< 0.0200	< 0.0010	< 0.0010	< 0.00025	< 0.00025	< 0.00025	< 0.0010	< 0.0010	< 0.0010	< 0.0010	< 1.00	< 1.00	< 1.00	< 1	--	0.001 U	0.001 U	0.001 U	0.001 U	0.002 U	0.001 U	0.001 U	0.002 U	0.0020 UWN	0.002 UW	--	0.002 UW	0.002 UN	0.002 U
Vanadium (fume or dust)	0.2	mg/L	< 0.01	< 0.01	< 0.01	< 0.01	< 0.01	< 0.01	< 0.01	< 0.01	< 0.01	< 0.01	< 0.0100	< 0.0100	< 0.0100	< 0.0100	< 0.010	< 0.010	< 0.0024	< 0.0024	< 0.0024	< 0.010	< 0.010	< 0.010	< 0.010	< 0.0100	< 0.0100	< 0.010	< 0.010	--	0.01 U	0.01 U	0.007 U	0.01 U	0.01 U	0.01 U	**0.034**	0.01 UJ	0.010 U	0.01 U	--	0.01 U	**0.0044 B**	0.01 U
Zinc	2	mg/L	< 0.02	< 0.02	< 0.02	< 0.02	< 0.02	< 0.02	< 0.02	< 0.02	< 0.02	< 0.02	< 0.0200	< 0.0200	< 0.0200	< 0.0200	< 0.020	< 0.020	< 0.0087	< 0.0087	< 0.0087	< 0.020	< 0.020	< 0.020	< 0.020	< 0.0200	< 0.0200	< 0.020	< 0.02	--	0.02 U	0.02 U	0.02 U	0.02 U	0.02 U	0.02 U	**0.028**	**0.03**	0.020 U	0.02 U	--	0.02 U	**0.0092 B**	**0.062**

Notes:
* - Not a HSRA regulated compound
ISCO - *in-situ* chemical oxidation

Data Qualifier Defintions:
-- - Not analyzed
B (Inorganics) - Estimated analyte concentration
D - Analyte concentration reported from secondary dilution
DB - Analyte concentration reported from secondary dilution; analyte detected in method blank
H - Holding time exceeded for sample
J - Estimated analyte concentration
JB (Organic) - Estimated analyte concentration; analyte detected in method blank
Bold = Exceeds the laboratory detection limi
Bold and shaded - Analyte concentration exceeds the Type 1 RRS
JM (Organic) - Estimated analyte concentration; spike sample recovery outside control limits
M (Organic) - Spike sample recovery outside control limits
N - Spike sample recovery outside of control limits
R - Sample data results rejected due to deficiencies in the ability to meet quality control standards
RRS - Risk Reduction Standard
< - Analyte not detected at referenced detection limit
UJ - Analyte not detected; low method bias and/or matrix interference
UN - Analyte not detected; spiked sample recovery outside of control limits
UR - Analyte not detected; data rejected
UWN - Analyte not detected; post digestion spike and spike sample recovery outside control limits
F = MS or MSD exceeds the control limits
* = LCS or LCSD exeeds the control limits

JM (Organic) - Estimated analyte concentration; spike sample recovery outside control limits
M (Organic) - Spike sample recovery outside control limits
N - Spike sample recovery outside of control limits
R - Sample data results rejected due to deficiencies in the ability to meet quality control standards
RRS - Risk Reduction Standard
<, U - Analyte not detected at referenced detection limit
UJ - Analyte not detected; low method bias and/or matrix interference
UN - Analyte not detected; spiked sample recovery outside of control limits
UR - Analyte not detected; data rejected
UWN - Analyte not detected; post digestion spike and spike sample recovery outside control limits

Appendix E-1
Summary of Historical Groundwater Sampling Data - Alluvium, Galliard, and Saprolite Monitoring Wells
January 2001 through July 2017
Atlanta Gas Light Company
Former Manufactured Gas Plant Site
Augusta, Georgia

Chemical Name	Type 1 Risk Reduction Standard	Location ID	MW-401SAP																																		
		Sample Date	7/27/2017	1/27/2017	7/28/2016	1/21/2016	7/28/2015	1/29/2015	1/15/15 DUP	7/16/2014	1/13/2014	7/10/2013	1/9/2013	7/24/2012	1/18/2012	7/6/2011	1/17/2011	7/20/2010	1/6/2010	7/23/2009	1/13/2009	7/17/2008	1/8/2008	7/11/2007	2/13/2007	7/13/2006	1/13/2006	7/19/2005	1/18/2005	7/12/2004	1/23/2004	7/15/2003	1/17/2003	7/16/2002	1/18/2002	7/17/2001	1/24/2001
		Unit	Post-ISCO																							Pre-ISCO									
Field Parameters																																					
Conductivity	*	mS/cm	0.232	0.24	0.253	0.223	317	0.286	0.286	0.324	0.314	0.327	0.335	0.359	0.348	0.305	2.55	0.364	0.315	0.336	1.07	0.539	0.485	0.39	0.355	0.351	--	--	--	--	--	--	--	--	--	--	--
Dissolved Oxygen (YSI)	*	mg/L	0.35	0.77	0.93	0.68	0.99	1.97	1.97	2.56	0.41	0.44	0.41	1.37	0.78	3.22	5.98	6.04	12.6	7.58	198	1.39	0.49	2.31	0.47	2.3	--	--	--	--	--	--	--	--	--	--	--
Oxidation Reduction Potential	*	mV	150.3	241.6	173	144.8	81.1	98.6	98.6	182.5	164.4	186.6	180.0	345	230.8	155.4	206.1	155.5	63.4	167	5.73	170	329.4	238.7	258	96.7	--	--	--	--	--	--	--	--	--	--	--
pH	*	SU	5.54	5.44	5.89	5.6	5.85	5.94	5.94	5.94	5.95	5.96	6.06	6.06	2.99	5.40	0.256	6.24	8.07	6.01	0.318	6.04	5.92	5.88	5.9	6.00	--	--	--	--	--	--	--	--	--	--	--
Temperature	*	Celsius	25.26	16.46	24.97	19.31	24.5	17.92	17.92	23.21	20.47	22.56	20.86	24.98	19.05	26.87	15.7	31.64	16.15	25.11	20.14	25.12	21.35	23.06	20.39	21.4	--	--	--	--	--	--	--	--	--	--	--
Turbidity	*	NTU	1.62	0.69	1.72	1.68	1.97	1.19	0.84	1.19	1.52	0.58	1.00	1.90	0.78	7.37	9.02	26.0	9.50	2.7	0.85	9.9	2.14	3.24	0.46	1.41	--	--	--	--	--	--	--	--	--	--	--
Monitored Natural Attenuation Parameters																																					
Carbon Dioxide	*	µg/L	--	--	--	--	--	65.5	60.4	138	143	124	69	75	1000 B	910 * B	850 *	670 B	550	940	720	970	< 1000	< 1000	--	720	--	--	--	--	--	--	--	--	--	--	--
Iron	*	mg/L	--	--	--	--	--	--	--	--	--	--	--	--	--	--	--	--	--	--	--	--	--	--	--	0.1 U	0.104	0.1 U	0.05 U	2.6	0.33	0.28	2.5	0.19	0.43	0.66	3.6
Iron, as Ferrous (Fe+2)	*	mg/L	--	--	--	--	--	< 0.100	< 0.100	< 0.100	<0.100	< 0.100	< 0.10 HF	< 0.10 HF	0.025 J HF	< 0.025 HF	< 0.025 HF	< 0.10 HF	< 0.10 HF	< 0.10 HF	< 0.10 HF	< 0.10	< 0.10	< 0.10	< 0.1	0.1 U	--	--	--	--	--	--	--	--	--	--	--
Manganese, Total	*	mg/L	--	--	--	--	--	--	--	--	--	--	--	--	--	--	--	--	--	--	--	--	--	--	--	0.0177	0.0857	0.131	0.36	0.17	0.15	0.04	0.25	0.06	0.21	0.13	0.47
Manganese, Dissolved	*	mg/L	--	--	--	--	--	--	--	--	--	--	--	--	--	--	--	--	--	--	--	--	--	--	--	0.005 U	--	--	--	--	--	--	--	--	--	--	--
Methane	*	µg/L	--	--	--	--	--	< 4	< 4	< 4	<4	< 4	0.63	< 0.58	< 0.29	< 0.29	< 0.19	< 0.19	0.29	0.20	0.43	0.10 J	0.13	2.0	0.32	1.2	--	--	--	--	--	--	--	--	--	--	--
Nitrate	*	mg/L	--	--	--	--	--	2.6	2.4	2.6	2.9	2.4	3.0	2.8	3.8	2.4	12	12	14	11	3.1	25	5.2	3.5	5.3	3	--	--	--	--	--	--	--	--	--	--	--
Nitrogen	*	mg/L	--	--	--	--	--	--	--	--	--	--	--	--	--	--	--	--	--	--	--	--	--	--	--	16	--	--	--	--	--	--	--	--	--	--	--
Nitrogen, ammonia (as N)	*	mg/L	--	--	--	--	--	--	--	--	--	--	--	--	--	--	--	--	--	--	--	--	--	--	--	0.2 U	--	--	--	--	--	--	--	--	--	--	--
Oxygen	*	mg/L	--	--	--	--	--	8.44 H	8.45 H	8.01 H	5.22 H	5.91 H	6.2	5.7	1.3	1.6	1.5	1.6	1.5	1.1	1.2	1.2	2.4	2.9	2.3	4.2	--	--	--	--	--	--	--	--	--	--	--
Sulfate	*	mg/L	--	--	--	--	--	43	41	39	45	41	38	38	44	33	34	33	33	39	42	57	57	45	55	44	--	--	--	--	--	--	--	--	--	--	--
Sulfide	*	mg/L	--	--	--	--	--	--	--	--	--	--	--	--	--	--	--	--	--	--	--	--	--	--	--	2 U	--	--	--	--	--	--	--	--	--	--	--
Volatile Organic Compounds																																					
Acetone	4,000	µg/L	< 50	< 50	< 50	< 50	< 50	< 50	< 50	< 50	< 50	< 50	< 100	< 100	< 5.0	< 5.0	< 5.0	< 100	< 100	< 100	< 100	< 100	< 50	< 50	< 50	50 U	67 U	62 U	25 U	25 U	25 U	25 U	25 U	**18 J**	**700 D**	25 U	25 U
Benzene	5	µg/L	< 5.0	< 5.0	< 5.0	< 5.0	< 5.0	< 5.0	< 5.0	< 5.0	< 5.0	< 5.0	< 5.0	< 5.0	< 0.25	< 0.25	< 0.25	< 5.0	< 5.0	< 5.0	< 5.0	< 5.0	< 5.0	< 5	< 5	5 U	6.7 U	2.5 U	1.0 U	1.0 U	1.0 U	1.0 U	**0.96 J**	1.0 U	1.0 U	1.0 U	**5.1**
Carbon Disulfide	4,000	µg/L	< 5.0	< 5.0	< 5.0	< 5.0	< 5.0	< 5.0	< 5.0	< 5.0	< 5.0	< 5.0	< 5.0	< 5.0	< 0.60	< 0.60	< 0.60	< 5.0	< 5.0	< 5.0	< 5.0	< 5.0	< 5.0	< 5	< 5	5 U	6.7 U	2.5 U	1.0 U	1.0 U	1.0 U	1.0 U	1.0 U	1.0 U	1.0 U	1.0 U	1.0 U
Ethylbenzene	700	µg/L	< 5.0	< 5.0	< 5.0	< 5.0	< 5.0	< 5.0	< 5.0	< 5.0	< 5.0	< 5.0	< 5.0	< 5.0	< 0.11	< 0.11	< 0.11	< 5.0	< 5.0	< 5.0	< 5.0	< 5.0	< 5.0	< 5	< 5	5 U	6.7 U	2.5 U	1.0 U	1.0 U	1.0 U	1.0 U	1.0 U	1.0 U	1.0 U	1.0 U	1.0 U
Methylene Chloride	5	µg/L	< 5.0	< 5.0	< 5.0	< 5.0	< 5.0	< 5.0	< 5.0	< 5.0	< 5.0	< 5.0	< 5.0	< 5.0	< 1.0	**2.7 J B**	< 1.0	< 5.0	< 5.0	< 5.0	< 5.0	< 5.0	< 5.0	< 5	< 5	5 U	6.7 U	12 U	5.0 U	5.0 U	5.0 U	5.0 U	5.0 U	5.0 U	5.0 U	5.0 U	5.0 U
Toluene	1,000	µg/L	< 5.0	< 5.0	< 5.0	< 5.0	< 5.0	< 5.0	< 5.0	< 5.0	< 5.0	< 5.0	< 5.0	< 5.0	< 0.33	< 0.33	< 0.33	< 5.0	< 5.0	< 5.0	< 5.0	< 5.0	< 5.0	< 5	< 5	5 U	6.7 U	2.5 U	1.0 U	1.0 U	1.0 U	1.0 U	1.0 U	**0.38 J**	1.0 U	1.0 U	**0.7 J**
Trichloroethylene	5	µg/L	**5.0**	**7.1**	**7.0**	**13**	**17**	**19**	**20**	**23**	**25**	**27**	**18**	**14**	**8.7**	**1.4 J**	**1.6 J**	**1.3 J**	< 5.0	< 5.0	**1.1 J**	**2.6 J**	< 5.0	< 5	< 5	5 U	6.7 U	2.5 U	1.0 U	1.0 U	1.0 U	1.0 U	1.0 U	1.0 U	1.0 U	1.0 U	1.0 U
Xylenes, total	2,000	µg/L	< 5.0	< 5.0	< 5.0	< 5.0	< 5.0	< 5.0	< 5.0	< 5.0	< 5.0	< 5.0	< 5.0	< 5.0	< 0.20	< 0.20	< 0.20	< 5.0	< 5.0	< 5.0	< 5.0	< 5.0	< 5.0	< 5	< 5	5 U	13 U	5.0 U	2.0 U	2.0 U	2.0 U	2.0 U	2.0 U	2.0 U	2.0 U	2.0 U	**0.16 J**
Semivolatile Organic Compounds																																					
2-Methylnaphthalene	*	µg/L	--	--	--	--	--	--	--	--	--	--	--	--	--	--	--	--	--	--	--	--	--	--	--	--	0.2 U	0.2 U	0.2 U	0.2 U	0.2 U	10 U	10 U	10 U	10 U	10 U	10 U
Acenaphthene	2,000	µg/L	< 0.5	< 0.5	< 0.5	< 0.5	< 0.5	< 5.0	< 5.0	< 0.50	< 0.50	< 0.50	<0.19	< 0.20	< 0.099	< 0.096	< 0.11	< 0.19	< 0.20	< 0.19	< 0.19	< 0.19	< 10	< 10	< 10	10 U	0.2 U	0.2 U	0.2 U	0.2 U	0.2 U	10 U	10 U	10 U	10 U	10 U	10 U
Acenaphthylene	10	µg/L	< 1.0	< 1.0	< 1.0	< 1.0	< 1.0	< 1.0	< 1.0	< 1.0	< 1.0	< 1.0	<0.19	< 0.20	< 0.099	< 0.096	< 0.11	0.14 J	< 0.20	< 0.19	< 0.19	< 0.19	< 10	< 10	< 10	10 U	0.2 U	0.2 U	0.2 U	0.2 U	0.2 U	10 U	10 U	10 U	10 U	10 U	10 U
Anthracene	10	µg/L	< 0.05	< 0.05	< 0.05	< 0.05	< 0.05	< 0.050	< 0.050	< 0.050	< 0.050	< 0.050	<0.19	< 0.20	< 0.099	< 0.096	< 0.11	< 0.19	< 0.20	< 0.19	< 0.19	< 0.19	< 10	< 10	< 10	10 U	0.2 U	0.2 U	0.2 U	0.2 U	0.2 U	10 U	10 U	10 U	10 U	10 U	10 U
Benz(a)anthracene	0.1	µg/L	< 0.05	< 0.05	**0.064**	< 0.05	< 0.05	< 0.050	< 0.050	< 0.050	< 0.050	< 0.050	<0.19	< 0.20	< 0.099	< 0.096	< 0.11	< 0.19	< 0.20	< 0.19	< 0.19	< 0.19	< 0.050	< 0.05	< 0.05	0.05 U	0.2 U	0.2 U	0.2 U	0.2 U	0.2 U	10 U	10 U	10 U	10 U	10 U	10 U
Benzo(a)pyrene	0.2	µg/L	< 0.05	< 0.05	< 0.05	< 0.05	< 0.05	< 0.050	< 0.050	< 0.050	< 0.050	< 0.050	<0.19	< 0.20	< 0.099	< 0.096	< 0.11	< 0.19	< 0.20	< 0.19	< 0.19	< 0.19	< 0.050	< 0.05	< 0.05	0.05 U	0.2 U	0.2 U	0.2 U	0.2 U	0.2 U	10 U	10 U	10 U	10 U	10 U	10 U
Benzo(b)fluoranthene	0.2	µg/L	< 0.1	< 0.1	< 0.1	< 0.1	< 0.1	< 0.10	< 0.10	< 0.10	< 0.10	< 0.10	<0.19	< 0.20	< 0.099	< 0.096	< 0.11	< 0.19	< 0.20	< 0.19	< 0.19	< 0.19	< 0.10	< 0.1	< 0.1	0.1 U	0.2 U	0.2 U	0.2 U	0.2 U	0.2 U	10 U	10 U	10 U	10 U	10 U	10 U
Benzo(g,h,i)perylene	10	µg/L	< 0.1	< 0.1	< 0.1	< 0.1	< 0.1	< 0.10	< 0.10	< 0.10	< 0.10	< 0.10	<0.19	< 0.20	< 0.099	< 0.096	< 0.11	< 0.19	< 0.20	< 0.19	< 0.19	< 0.19	< 10	< 10	< 10	10 U	0.2 U	0.2 U	0.2 U	0.2 U	0.2 U	10 U	10 U	10 U	10 U	10 U	10 U
Benzo(k)fluoranthene	10	µg/L	< 0.05	< 0.05	< 0.05	< 0.05	< 0.05	< 0.050	< 0.050	< 0.050	< 0.050	< 0.050	<0.19	< 0.20	< 0.099	< 0.096	< 0.11	< 0.19	< 0.20	< 0.19	< 0.19	< 0.19	< 10	< 10	< 10	10 U	0.2 U	0.2 U	0.2 U	0.2 U	0.2 U	10 U	10 U	10 U	10 U	10 U	10 U
Chrysene	0.2	µg/L	< 0.05	< 0.05	**0.059**	< 0.05	< 0.05	< 0.050	< 0.050	< 0.050	< 0.050	< 0.050	<0.19	< 0.20	< 0.045	< 0.043	< 0.049	< 0.19	< 0.20	< 0.19	< 0.19	< 0.19	< 0.050	< 0.05	< 0.05	0.05 U	0.2 U	0.2 U	0.2 U	0.2 U	0.2 U	10 U	10 U	10 U	10 U	10 U	10 U
Dibenzo(a,h)anthracene	0.3	µg/L	< 0.1	< 0.1	< 0.1	< 0.1	< 0.1	< 0.10	< 0.10	< 0.10	< 0.10	< 0.10	<0.19	< 0.20	< 0.099	< 0.096	< 0.11	< 0.19	< 0.20	< 0.19	< 0.19	< 0.19	< 0.10	< 0.1	< 0.1	0.1 U	0.2 U	0.2 U	0.2 U	0.2 U	0.2 U	10 U	10 U	10 U	10 U	10 U	10 U
Dibenzofuran	1	µg/L	--	--	--	--	--	--	--	--	--	--	--	--	--	--	--	--	--	--	--	--	--	--	--	--	1.0 U	0.2 U	0.2 U	0.2 U	0.2 U	10 U	10 U	10 U	10 U	10 U	10 U
Fluoranthene	1,000	µg/L	< 0.1	< 0.1	< 0.1	< 0.1	< 0.1	< 0.10	< 0.10	< 0.10	< 0.10	< 0.10	<0.19	< 0.20	< 0.099	< 0.096	< 0.11	< 0.19	< 0.20	< 0.19	< 0.19	< 0.19	< 10	< 10	< 10	10 U	0.2 U	0.2 U	0.2 U	0.2 U	0.2 U	10 U	10 U	10 U	10 U	10 U	10 U
Fluorene	1,000	µg/L	< 0.1	< 0.1	< 0.1	< 0.1	< 0.1	< 0.10	< 0.10	< 0.10	< 0.10	< 0.10	<0.19	< 0.20	< 0.099	< 0.096	< 0.11	< 0.19	< 0.20	< 0.19	< 0.19	< 0.19	< 10	< 10	< 10	10 U	0.2 U	0.2 U	0.2 U	0.2 U	0.2 U	10 U	10 U	10 U	10 U	10 U	10 U
Indeno(1,2,3-cd)pyrene	0.4	µg/L	< 0.05	< 0.05	< 0.05	< 0.05	< 0.05	< 0.050	< 0.050	< 0.050	< 0.050	< 0.050	<0.19	< 0.20	< 0.099	< 0.096	< 0.11	< 0.19	< 0.20	< 0.19	< 0.19	< 0.19	< 0.050	< 0.05	< 0.05	0.05 U	0.2 U	0.2 U	0.2 U	0.2 U	0.2 U	10 U	10 U	10 U	10 U	10 U	10 U
Naphthalene	20	µg/L	< 0.5	< 0.5	< 0.5	< 0.5	**0.56**	< 500	< 500	**0.6**	< 0.50	< 0.50	<0.19	< 0.20	< 0.099	< 0.096	< 0.11	< 0.19	< 0.20	< 0.19	**0.033 J**	**0.19**	< 10	< 10	< 10	10 U	0.2 U	**0.54**	**0.37**	0.2 U	**0.54**	10 U	**3.4 J**	10 U	10 U	10 U	**19**
Phenanthrene	10	µg/L	< 0.05	< 0.05	< 0.05	< 0.05	< 0.05	< 0.50	< 0.50	< 0.050	< 0.050	< 0.050	<0.19	< 0.20	< 0.099	< 0.096	< 0.11	< 0.19	< 0.20	< 0.19	< 0.19	< 0.19	< 10	< 10	< 10	10 U	0.2 U	0.2 U	0.2 U	0.2 U	0.2 U	10 U	10 U	10 U	10 U	10 U	**0.38 J**
Pyrene	1,000	µg/L	< 0.05	< 0.05	**0.076**	< 0.05	< 0.05	< 0.050	< 0.050	< 0.050	< 0.050	< 0.050	<0.19	< 0.20	< 0.099	< 0.096	< 0.11	< 0.19	< 0.20	< 0.19	< 0.19	< 0.19	< 10	< 10	< 10	10 U	0.2 U	0.2 U	0.2 U	0.2 U	0.2 U	10 UJ	10 U	10 U	10 U	10 U	10 U
Inorganic Compounds																																					
Aluminum (fume or dust)	*	mg/L	--	--	--	--	--	--	--	--	--	--	--	--	--	--	--	--	--	--	--	--	--	--	--	--	0.2 U	0.2 U	0.2 U	**2.3**	**0.3**	**0.5**	**3.3**	**0.27**	0.63 U	**1.2 N**	**6.4**
Antimony	0.01	mg/L	< 0.006	< 0.006	< 0.006	< 0.006	< 0.02	< 0.0200	< 0.0200	< 0.0200	< 0.0200	< 0.0200	< 0.020	< 0.020	< 0.0053	< 0.0053	< 0.0053	< 0.020	< 0.020	< 0.020	< 0.020	< 0.020	< 0.0200	< 0.02	< 0.02	0.02 U	0.01 U	0.006 U	0.02 U	0.006 U	0.02 U	0.02 U	0.02 U	0.02 U	0.02 U	0.02 U	0.02 U
Arsenic	0.05	mg/L	< 0.05	< 0.05	< 0.05	< 0.05	< 0.05	< 0.0500	< 0.0500	< 0.0500	< 0.0500	< 0.0500	< 0.020	< 0.020	< 0.0046	< 0.0046	< 0.0046	< 0.020	< 0.020	< 0.020	< 0.010	< 0.010	<0.0500	< 0.05	< 0.05	0.05 U	0.01 U	0.01 U	0.01 U	0.01 U	0.01 U	0.01 U	0.01 U	0.01 U	0.01 U	**0.0032 B**	**0.0032 B**
Barium	2	mg/L	**0.0831**	**0.0813**	**0.0615**	**0.0774**	**0.0623**	**0.0576**	**0.0566**	**0.0522**	**0.052**	**0.0498**	**0.061**	**0.063**	**0.075**	**0.083**	**0.10**	**0.086**	**0.082**	**0.075**	**0.077**	**0.064**	**0.0790**	**0.0653**	**0.0770**	**0.0705**	0.2 U	**0.0614**	**0.062**	**0.069**	**0.049**	**0.04**	**0.065**	**0.053**	**0.077**	**0.078**	**0.074**
Beryllium	0.004	mg/L	< 0.004	< 0.004	< 0.004	< 0.004	< 0.01	< 0.0100	< 0.0100	< 0.0100	< 0.0100	< 0.0100	< 0.0040	< 0.0040	< 0.00020	< 0.00020	< 0.00020	< 0.0040	< 0.0040	< 0.0040	< 0.0040	< 0.0040	< 0.0100	< 0.010	< 0.010	0.01 U	0.005 U	0.004 U	0.004 U	0.004 U	0.004 U	0.004 U	0.004 U	0.004 U	0.004 U	0.004 U	0.004 U
Cadmium	0.005	mg/L	**0.0143**	**0.0184**	< 0.005	**0.00946**	< 0.005	< 0.0050	< 0.0050	< 0.0050	< 0.0050	< 0.0050	< 0.0050	< 0.0050	< 0.0020	< 0.0020	< 0.0020	< 0.0050	< 0.0050	< 0.0050	< 0.0050	< 0.0050	< 0.0050	< 0.005	< 0.005	0.005 U	0.002 U	0.005 U	0.005 U	0.005 U	0.005 U	0.005 UJ	0.005 U	0.005 U	0.005 U	0.005 U	0.005 U
Calcium metal	*	mg/L	--	--	--	--	--	--	--	--	--	--	--	--	--	--	--	--	--	--	--	--	--	--	--	--	**16**	**18.2**	**17**	**23**	**15**	**15**	**15**	**12**	**14**	**14**	**12**
Chromium	0.1	mg/L	< 0.01	< 0.01	< 0.01	< 0.01	< 0.01	< 0.0100	< 0.0100	< 0.0100	< 0.0100	< 0.0100	< 0.010	< 0.010	< 0.0012	< 0.0012	**0.0015 J**	< 0.010	< 0.010	< 0.010	**0.0015 J**	**0.0021 J**	< 0.0100	< 0.010	< 0.010	0.01 U	0.005 U	0.01 U	0.01 U	0.01 U	0.01 U	0.01 UJ	**0.0042 B**	0.01 U	0.01 U	0.01 U	**0.0047 B**
Cobalt	*	mg/L	--	--	--	--	--	--	--	--	--	--	--	--	--	--	--	--	--	--	--	--	--	--	--	--	0.007 U	0.01 U	0.01 U	0.01 U	0.01 U	0.01 UJ	0.01 U	0.01 U	0.01 U	0.01 U	**0.0035 B**
Copper	1.3	mg/L	< 0.01	< 0.01	< 0.01	< 0.01	< 0.01	< 0.0100	< 0.0100	< 0.0100	< 0.0100	< 0.0100	< 0.020	< 0.020	< 0.0019	< 0.0019	< 0.0019	**0.0025 J**	< 0.020	< 0.020	< 0.020	< 0.020	< 0.0100	< 0.010	< 0.010	0.01 U	0.025 U	0.02 U	0.02 U	0.02 U	0.02 U	0.02 U	**0.0057 B**	0.02 U	**0.0019 B**	0.02 U	**0.0026 B**
Cyanide	0.2	mg/L	< 0.01	< 0.01	< 0.01	< 0.01	< 0.01	< 0.010	< 0.010	< 0.010	< 0.010	< 0.010	< 0.010	< 0.010	< 0.0050	< 0.0050	< 0.0050	< 0.010	< 0.010	< 0.010	0.012	< 0.010	< 0.010	< 0.010	< 0.002	0.01 U	0.01 U	0.01 U	0.01 U	0.01 U	0.01 U	0.015 U	0.01 U	0.01 U	0.01 U	0.01 U	0.01 U
Lead	0.015	mg/L	< 0.01	< 0.01	< 0.01	< 0.01	< 0.01	< 0.0100	< 0.0100	< 0.0100	< 0.0100	< 0.0100	< 0.010	< 0.010	< 0.0040	< 0.0040	< 0.0040	< 0.010	< 0.010	< 0.010	< 0.0050	< 0.0050	< 0.0100	< 0.010	< 0.010	0.01 U	0.003 U	0.005 U	0.005 U	**0.0081**	0.005 U	0.005 UJ	0.005 U	0.005 U	0.005 U	0.005 U	0.005 U
Magnesium	*	mg/L	--	--	--	--	--	--	--	--	--	--	--	--	--	--	--	--	--	--	--	--	--	--	--	--	**7.43**	**7.67**	**7**	**7**	**6**	**6.7**	**7.1**	**5.7**	**6.6**	**6.4**	**6.2**
Mercury	0.002	mg/L	< 0.0002	< 0.0002	< 0.0002	< 0.0002	**0.00042**	0.00036	0.00036	**0.00037**	**0.00036**	**0.00062**	**0.00025**	**0.00021**	< 0.000091	< 0.000091	< 0.000091	< 0.00020	< 0.00020	< 0.00020	< 0.00020	< 0.00020	< 0.00020	< 0.0002	< 0.0002	0.0002 U	0.0002 U	**0.0005**	**0.00085 F4**	0.0002 U	0.0002 U	0.0002 U	**0.000098 B**	0.0002 U	0.0002 U	0.0002 U	0.00020 U
Nickel	0.1	mg/L	< 0.02	< 0.02	< 0.02	< 0.02	< 0.02	< 0.0200	< 0.0200	< 0.0200	< 0.0200	< 0.0200	< 0.040	< 0.040	< 0.0023	< 0.0023	< 0.0023	**0.0046 J**	< 0.040	< 0.040	< 0.040	< 0.040	< 0.0200	< 0.02	< 0.02	0.02 U	0.04 U	0.04 U	0.04 U	0.04 U	0.04 U	0.04 UJ	0.04 U	0.04 U	0.04 U	0.04 U	0.04 U
Potassium	*	mg/L	--	--	--	--	--	--	--	--	--	--	--	--	--	--	--	--	--	--	--	--	--	--	--	--	5 U	**2.8**	**3.1**	**3.5**	**2.6**	**3.4**	**2.8**	**2.5**	**2.6**	**2.7**	**2.7**
Selenium	0.05	mg/L	< 0.02	< 0.02	< 0.02	< 0.02	< 0.02	< 0.0200	< 0.0200	< 0.0200	< 0.0200	< 0.0200	< 0.020	< 0.020	< 0.0064	< 0.0064	< 0.0064	< 0.020	< 0.020	< 0.020	< 0.010	< 0.010	< 0.0200	< 0.02	< 0.02	0.02 U	0.005 U	0.01 U	0.01 U	0.01 U	0.01 U	0.01 U	0.01 U	**0.0054 B**	0.01 U	0.01 U	**0.0045 B**
Sodium	*	mg/L	--	--	--	--	--	--	--	--	--	--	--	--	--	--	--	--	--	--	--	--	--	--	--	--	**74.9**	**92**	**100**	**88**	**120**	**100**	**120**	**110**	**120**	**140**	**180**
Thallium	0.002	mg/L	< 0.002	< 0.002	< 0.002	< 0.002	< 0.02	< 0.0200	< 0.0200	< 0.0200	< 0.0200	< 0.0200	< 0.0010	< 0.0010	< 0.00025	< 0.00025	< 0.00025	< 0.0010	< 0.0010	< 0.0010	< 0.0010	< 0.0010	< 1.00	< 1.00	< 1	0.001 U	0.001 U	0.001 U	0.002 U	0.001 U	0.001 U	0.002 U	0.002 U	0.002 UW	0.002 UJ	0.002 UN	0.002 U
Vanadium (fume or dust)	0.2	mg/L	< 0.01	< 0.01	< 0.01	< 0.01	< 0.01	< 0.0100	< 0.0100	< 0.0100	< 0.0100	< 0.0100	< 0.010	< 0.010	< 0.0024	< 0.0024	< 0.0024	< 0.010	< 0.010	< 0.010	< 0.010	< 0.010	< 0.0100	< 0.010	< 0.010	0.01 U	0.007 U	0.01 U	0.01 U	0.01 U	0.01 U	0.01 UJ	**0.0066 B**	0.01 U	0.01 U	0.01 U	**0.0085 B**
Zinc	2	mg/L	**0.0292**	**0.0332**	< 0.02	**0.029**	< 0.02	< 0.0200	< 0.0200	< 0.0200	< 0.0200	**0.0231**	< 0.020	< 0.020	**0.0094 J**	**0.011 J**	**0.010 J**	**0.012 J**	< 0.020	< 0.020	< 0.020	< 0.020	< 0.0200	< 0.02	< 0.02	0.02 U	0.02 U	0.02 U	0.02 U	0.02 U	0.02 U	**0.03**	**0.029**	0.02 U	**0.0092 B**	**0.0068 B**	**0.021**

Notes:
* - Not a HSRA regulated compound
ISCO - *in-situ* chemical oxidation

Data Qualifier Defintions:
-- - Not analyzed
B (Inorganics) - Estimated analyte concentration
D - Analyte concentration reported from secondary dilution
DB - Analyte concentration reported from secondary dilution; analyte detected in method blank
H - Holding time exceeded for sample
J - Estimated analyte concentration
JB (Organic) - Estimated analyte concentration; analyte detected in method blank
Bold = Exceeds the laboratory detection limit
Bold and shaded - Analyte concentration exceeds the Type 1 RRS
JM (Organic) - Estimated analyte concentration; spike sample recovery outside control limits
M (Organic) - Spike sample recovery outside control limits
N - Spike sample recovery outside of control limits
R - Sample data results rejected due to deficiencies in the ability to meet quality control standards
RRS - Risk Reduction Standard
< - Analyte not detected at referenced detection limit
UJ - Analyte not detected; low method bias and/or matrix interference
UN - Analyte not detected; spiked sample recovery outside of control limits
UR - Analyte not detected; data rejected
UWN - Analyte not detected; post digestion spike and spike sample recovery outside control limits

JM (Organic) - Estimated analyte concentration; spike sample recovery outside control limits
M (Organic) - Spike sample recovery outside control limits
N - Spike sample recovery outside of control limits
R - Sample data results rejected due to deficiencies in the ability to meet quality control standards
RRS - Risk Reduction Standard
<, U - Analyte not detected at referenced detection limit
UJ - Analyte not detected; low method bias and/or matrix interference
UN - Analyte not detected; spiked sample recovery outside of control limits
UR - Analyte not detected; data rejected
UWN - Analyte not detected; post digestion spike and spike sample recovery outside control limits

Appendix E-1
Summary of Historical Groundwater Sampling Data - Alluvium, Galliard, and Saprolite Monitoring Wells
January 2001 through July 2017
Atlanta Gas Light Company
Former Manufactured Gas Plant Site
Augusta, Georgia

Chemical Name	Type 1 Risk Reduction Standard	Location ID	MW-402S																																
		Sample Date	7/26/2017	1/25/2017	7/27/2016	1/20/2016	7/28/2015	1/12/2015	7/15/2014	1/7/2014	7/9/2013	1/8/2013	1/17/2012	1/17/2012	7/6/2011	1/18/2011	7/15/2010	1/6/2010	1/14/2009	7/21/2008	1/9/2008	7/10/2007	2/15/2007	7/11/2006	1/16/2006	7/20/2005	2/7/2005	7/15/2004	1/22/2004	7/16/2003	1/20/2003	7/11/2002	1/15/2002	7/17/2001	1/23/2001
		Unit	Post-ISCO																							Pre-ISCO									
Field Parameters																																			
Conductivity	*	mS/cm	0.439	0.571	0.648	0.546	565	0.586	0.579	0.463	0.417	0.557	0.702	0.551	0.487	5.17	1.492	0.372	0.329	0.399	0.457	0.387	0.486	0.514	--	--	--	--	--	--	--	--	--	--	--
Dissolved Oxygen (YSI)	*	mg/L	1.74	0.71	0.24	0.42	0.95	0.46	1.19	2.02	2.61	2.39	3.79	8.00	4.23	6.26	5.75	6.16	2.28	1.64	0.69	0.86	0.45	0.65	--	--	--	--	--	--	--	--	--	--	--
Oxidation Reduction Potential	*	mV	69.3	25.1	44.2	94	49.2	210.1	120.3	193.8	8.9	80.8	111.0	16.9	110.0	189.4	-71.1	117.9	282.5	165.2	192.9	139.4	153.9	237.6	--	--	--	--	--	--	--	--	--	--	--
pH	*	SU	6.09	6.29	6.44	6.12	6.12	5.90	6.13	6.24	6.11	6.18	6.16	6.89	5.70	0.509	6.41	5.92	6.25	5.75	5.93	5.97	6.35	6.36	--	--	--	--	--	--	--	--	--	--	--
Temperature	*	Celsius	25.87	20.73	22.75	18.77	26.4	17.7	22.66	15.57	22.18	18.53	26.40	24.03	22.40	19.18	22.23	17.87	18.35	22.06	20.82	22.29	18.00	20.61	--	--	--	--	--	--	--	--	--	--	--
Turbidity	*	NTU	8.11	7.92	4.2	7.9	1.31	1.70	1.64	1.56	2.81	1.07	1.5	4.54	9.9	8.00	7.5	8.7	3.09	6.75	0.63	4.88	6.53	0.66	--	--	--	--	--	--	--	--	--	--	--
Monitored Natural Attenuation Parameters																																			
Carbon Dioxide	*	µg/L	--	--	--	--	--	--	--	--	--	--	--	--	--	--	--	--	--	--	--	--	--	--	--	--	--	--	--	--	--	--	--	--	--
Iron	*	mg/L	--	--	--	--	--	--	--	--	--	--	--	--	--	--	--	--	--	--	--	--	--	--	0.123	0.1 U	0.05 U	0.08	0.05 U	0.06	120	0.23	130 N	190	0.11
Iron, as Ferrous (Fe+2)	*	mg/L	--	--	--	--	--	--	--	--	--	--	--	--	--	--	--	--	--	--	--	--	--	--	--	--	--	--	--	--	--	--	--	--	--
Manganese, Total	*	mg/L	--	--	--	--	--	--	--	--	--	--	--	--	--	--	--	--	--	--	--	--	--	--	0.9	0.071	0.57	1.1	1.4	1.2	4.2	1.2	4.4	5.2	1.9
Manganese, Dissolved	*	mg/L	--	--	--	--	--	--	--	--	--	--	--	--	--	--	--	--	--	--	--	--	--	--	--	--	--	--	--	--	--	--	--	--	--
Methane	*	µg/L	--	--	--	--	--	--	--	--	--	--	--	--	--	--	--	--	--	--	--	--	--	--	--	--	--	--	--	--	--	--	--	--	--
Nitrate	*	mg/L	--	--	--	--	--	--	--	--	--	--	--	--	--	--	--	--	--	--	--	--	--	--	--	--	--	--	--	--	--	--	--	--	--
Nitrogen	*	mg/L	--	--	--	--	--	--	--	--	--	--	--	--	--	--	--	--	--	--	--	--	--	--	--	--	--	--	--	--	--	--	--	--	--
Nitrogen, ammonia (as N)	*	mg/L	--	--	--	--	--	--	--	--	--	--	--	--	--	--	--	--	--	--	--	--	--	--	--	--	--	--	--	--	--	--	--	--	--
Oxygen	*	mg/L	--	--	--	--	--	--	--	--	--	--	--	--	--	--	--	--	--	--	--	--	--	--	--	--	--	--	--	--	--	--	--	--	--
Sulfate	*	mg/L	--	--	--	--	--	--	--	--	--	--	--	--	--	--	--	--	--	--	--	--	--	--	--	--	--	--	--	--	--	--	--	--	--
Sulfide	*	mg/L	--	--	--	--	--	--	--	--	--	--	--	--	--	--	--	--	--	--	--	--	--	--	--	--	--	--	--	--	--	--	--	--	--
Volatile Organic Compounds																																			
Acetone	4,000	µg/L	< 50	< 50	< 50	< 50	< 50	< 50	< 50	< 50	< 50	< 100	< 100	< 5.0	< 5.0	< 5.0	**9.5 J**	< 100	< 100	< 100	< 50	< 50	< 50	50 U	10 U	25 U	25 U	25 U	25 U	25 U	25 U	25 U	25 U	25 U	25 U
Benzene	5	µg/L	< 5.0	< 5.0	< 5.0	< 5.0	< 5.0	< 5.0	< 5.0	< 5.0	< 5.0	< 5.0	< 5.0	< 0.25	< 0.25	**0.28 J**	< 5.0	< 5.0	< 5.0	< 5.0	<5.0	<5.0	< 5	5 U	1.0 U	1.0 U	1.0 U	1.0 U	1.0 U	1.0 U	1.0 U	1.0 U	1.0 U	**0.16 J**	**0.18 JB**
Carbon Disulfide	4,000	µg/L	< 5.0	< 5.0	< 5.0	< 5.0	< 5.0	< 5.0	< 5.0	< 5.0	< 5.0	< 5.0	< 5.0	< 0.60	< 0.60	< 0.60	< 5.0	< 5.0	< 5.0	< 5.0	<5.0	<5.0	< 5	5 U	1.0 U	1.0 U	1.0 U	1.0 U	1.0 U	1.0 U	1.0 U	1.0 U	1.0 U	1.0 U	1.0 U
Ethylbenzene	700	µg/L	< 5.0	< 5.0	< 5.0	< 5.0	< 5.0	< 5.0	< 5.0	< 5.0	< 5.0	< 5.0	< 5.0	< 0.11	< 0.11	< 0.11	< 5.0	< 5.0	< 5.0	< 5.0	<5.0	<5.0	< 5	5 U	1.0 U	1.0 U	1.0 U	1.0 U	1.0 U	1.0 U	1.0 U	**1.5 J**	1.0 U	1.0 U	1.0 U
Methylene Chloride	5	µg/L	< 5.0	< 5.0	< 5.0	< 5.0	< 5.0	< 5.0	< 5.0	< 5.0	< 5.0	< 5.0	< 5.0	< 1.0	< 1.0	< 1.0	< 5.0	< 5.0	< 5.0	< 5.0	<5.0	<5.0	< 5	5 U	1.0 U	5.0 U	5.0 U	5.0 U	5.0 U	5.0 U	5.0 U	**0.28 J**	5.0 U	5.0 U	5.0 U
Toluene	1,000	µg/L	< 5.0	< 5.0	< 5.0	< 5.0	< 5.0	< 5.0	< 5.0	< 5.0	< 5.0	< 5.0	< 5.0	< 0.33	< 0.33	< 0.33	< 5.0	< 5.0	< 5.0	< 5.0	<5.0	<5.0	< 5	5 U	1.0 U	1.0 U	1.0 U	1.0 U	1.0 U	1.0 U	1.0 U	**0.48 J**	1.0 U	1.0 U	1.0 U
Trichloroethylene	5	µg/L	< 5.0	< 5.0	< 5.0	< 5.0	< 5.0	< 5.0	< 5.0	< 5.0	< 5.0	< 5.0	< 5.0	< 0.13	< 0.13	< 0.13	< 5.0	< 5.0	< 5.0	< 5.0	<5.0	<5.0	< 5	5 U	1.0 U	1.0 U	1.0 U	1.0 U	1.0 U	1.0 U	1.0 U	1.0 U	1.0 U	1.0 U	1.0 U
Xylenes, total	2,000	µg/L	< 5.0	< 5.0	< 5.0	< 5.0	< 5.0	< 5.0	< 5.0	< 5.0	< 5.0	< 5.0	< 5.0	< 0.20	< 0.20	< 0.20	< 5.0	< 5.0	< 5.0	< 5.0	<5.0	<5.0	< 5	5 U	2.0 U	2.0 U	2.0 U	2.0 U	2.0 U	2.0 U	2.0 U	**0.33 J**	2.0 U	2.0 U	2.0 U
Semivolatile Organic Compounds																																			
2-Methylnaphthalene	*	µg/L	--	--	--	--	--	--	--	--	--	--	--	--	--	--	--	--	--	--	--	--	--	--	0.2 U	0.2 U	0.2 U	0.2 U	0.2 U	10 U	10 U	10 U	10 U	10 U	**860 D**
Acenaphthene	2,000	µg/L	< 0.5	< 0.5	< 0.5	< 0.5	< 0.5	< 0.50	< 0.50	< 0.50	< 0.50	< 0.21	< 0.19	< 0.11	< 0.13	< 0.11	< 0.20	< 0.19	< 0.19	< 0.19	< 10	< 10	< 10	10 U	0.2 U	0.2 U	0.2 U	0.2 U	0.2 U	10 U	10 U	10 U	10 U	10 U	**100**
Acenaphthylene	10	µg/L	< 1.0	< 1.0	< 1.0	< 1.0	< 1.0	< 1.0	< 1.0	< 1.0	< 1.0	< 0.21	< 0.19	< 0.11	< 0.13	< 0.11	< 0.20	< 0.19	< 0.19	< 0.19	< 10	< 10	< 10	10 U	0.2 U	0.2 U	0.2 U	0.2 U	0.2 U	10 U	10 U	10 U	10 U	10 U	10 U
Anthracene	10	µg/L	< 0.05	< 0.05	< 0.05	< 0.05	< 0.05	< 0.050	< 0.050	< 0.050	< 0.050	< 0.21	< 0.19	< 0.11	< 0.13	< 0.11	< 0.20	< 0.19	< 0.19	< 0.19	< 10	< 10	< 10	10 U	0.2 U	0.2 U	0.2 U	0.2 U	0.2 U	10 U	10 U	10 U	10 U	10 U	**13**
Benz(a)anthracene	0.1	µg/L	< 0.05	< 0.05	< 0.05	< 0.05	< 0.05	< 0.050	< 0.050	< 0.050	< 0.050	< 0.21	< 0.19	< 0.11	< 0.13	< 0.11	< 0.20	< 0.19	< 0.19	< 0.19	<0.050	<0.050	< 0.05	0.05 U	0.2 U	0.2 U	0.2 U	0.2 U	0.2 U	10 U	10 U	10 U	10 U	10 U	10 U
Benzo(a)pyrene	0.2	µg/L	< 0.05	< 0.05	< 0.05	< 0.05	< 0.05	< 0.050	< 0.050	< 0.050	< 0.050	< 0.21	< 0.19	< 0.11	< 0.13	< 0.11	< 0.20	< 0.19	< 0.19	< 0.19	<0.050	<0.050	< 0.05	0.05 U	0.2 U	0.2 U	0.2 U	0.2 U	0.2 U	10 U	10 U	10 U	10 U	10 U	10 U
Benzo(b)fluoranthene	0.2	µg/L	< 0.1	< 0.1	< 0.1	< 0.1	< 0.1	< 0.10	< 0.10	< 0.10	< 0.10	< 0.21	< 0.19	< 0.11	< 0.13	< 0.11	< 0.20	< 0.19	< 0.19	< 0.19	<0.10	<0.10	< 0.1	0.1 U	0.2 U	0.2 U	0.2 U	0.2 U	0.2 U	10 U	10 U	10 U	10 U	10 U	10 U
Benzo(g,h,i)perylene	10	µg/L	< 0.1	< 0.1	< 0.1	< 0.1	< 0.1	< 0.10	< 0.10	< 0.10	< 0.10	< 0.21	< 0.19	< 0.11	< 0.13	< 0.11	< 0.20	< 0.19	< 0.19	< 0.19	< 10	< 10	< 10	10 U	0.2 U	0.2 U	0.2 U	0.2 U	0.2 U	10 U	10 U	10 U	10 U	10 U	10 U
Benzo(k)fluoranthene	10	µg/L	< 0.05	< 0.05	**0.051**	< 0.05	< 0.05	< 0.050	< 0.050	< 0.050	< 0.050	< 0.21	< 0.19	< 0.11	< 0.13	< 0.11	< 0.20	< 0.19	< 0.19	< 0.19	< 10	< 10	< 10	10 U	0.2 U	0.2 U	0.2 U	0.2 U	0.2 U	10 U	10 U	10 U	10 U	10 U	10 U
Chrysene	0.2	µg/L	< 0.05	< 0.05	< 0.05	< 0.05	< 0.05	< 0.050	< 0.050	< 0.050	< 0.050	< 0.21	< 0.19	< 0.048	< 0.057	< 0.049	< 0.20	< 0.19	< 0.19	< 0.19	<0.050	<0.050	< 0.05	0.05 U	0.2 U	0.2 U	0.2 U	0.2 U	0.2 U	10 U	10 U	10 U	10 U	10 U	10 U
Dibenzo(a,h)anthracene	0.3	µg/L	< 0.1	< 0.1	< 0.1	< 0.1	< 0.1	< 0.10	< 0.10	< 0.10	< 0.10	< 0.21	< 0.19	< 0.11	< 0.13	< 0.11	< 0.20	< 0.19	< 0.19	< 0.19	<0.10	<0.10	< 0.1	0.1 U	0.2 U	0.2 U	0.2 U	0.2 U	0.2 U	10 U	10 U	10 U	10 U	10 U	10 U
Dibenzofuran	1	µg/L	--	--	--	--	--	--	--	--	--	--	--	--	--	--	--	--	--	--	--	--	--	--	1.0 U	0.2 U	0.2 U	0.2 U	0.2 U	10 U	10 U	10 U	10 U	10 U	**24**
Fluoranthene	1,000	µg/L	< 0.1	< 0.1	< 0.1	< 0.1	< 0.1	< 0.10	< 0.10	< 0.10	< 0.10	< 0.21	< 0.19	< 0.11	< 0.13	< 0.11	< 0.20	< 0.19	< 0.19	< 0.19	< 10	< 10	< 10	10 U	0.2 U	0.2 U	0.2 U	0.2 U	0.2 U	10 U	10 U	10 U	10 U	10 U	**5.9 J**
Fluorene	1,000	µg/L	< 0.1	< 0.1	< 0.1	< 0.1	< 0.1	< 0.10	< 0.10	< 0.10	< 0.10	< 0.21	< 0.19	< 0.11	< 0.13	< 0.11	< 0.20	< 0.19	< 0.19	< 0.19	< 10	< 10	< 10	10 U	0.2 U	0.2 U	0.2 U	0.2 U	0.2 U	10 U	10 U	10 U	10 U	10 U	**43**
Indeno(1,2,3-cd)pyrene	0.4	µg/L	< 0.05	< 0.05	**0.053**	< 0.05	< 0.05	< 0.050	< 0.050	< 0.050	< 0.050	< 0.21	< 0.19	< 0.11	< 0.13	< 0.11	**0.33**	< 0.19	< 0.19	< 0.19	<0.050	<0.050	< 0.05	0.05 U	0.2 U	0.2 U	0.2 U	0.2 U	0.2 U	10 U	10 U	10 U	10 U	10 U	10 U
Naphthalene	20	µg/L	< 0.5	< 0.5	< 0.5	< 0.5	< 0.5	< 0.50	< 0.50	< 0.50	< 0.50	< 0.21	< 0.19	**0.56**	< 0.13	**0.27**	< 0.20	< 0.19	< 0.19	0.060 J	< 10	< 10	< 10	10 U	0.2 U	0.2 U	0.2 U	0.2 U	0.2 U	10 U	10 U	10 U	10 U	**0.54 J**	**12,000 D**
Phenanthrene	10	µg/L	< 0.05	< 0.05	< 0.05	< 0.05	< 0.05	< 0.50	< 0.050	< 0.050	< 0.050	< 0.21	< 0.19	< 0.11	< 0.13	< 0.11	< 0.20	< 0.19	< 0.19	< 0.19	< 10	< 10	< 10	10 U	0.2 U	0.2 U	0.2 U	0.2 U	0.2 U	10 U	10 U	10 U	10 U	10 U	**42**
Pyrene	1,000	µg/L	< 0.05	< 0.05	< 0.05	< 0.05	< 0.05	< 0.050	< 0.050	< 0.050	< 0.050	< 0.21	< 0.19	< 0.11	< 0.13	< 0.11	< 0.20	< 0.19	< 0.19	< 0.19	< 10	< 10	< 10	10 U	0.2 U	0.2 U	0.2 U	0.2 U	0.2 U	10 U	10 U	10 U	10 U	10 U	**7.0 J**
Inorganic Compounds																																			
Aluminum (fume or dust)	*	mg/L	--	--	--	--	--	--	--	--	--	--	--	--	--	--	--	--	--		--	--	--	--	200 U	200 U	200 U	200 U	200 U	200 U	**270,000**	**540**	**250,000 N**	**410,000 N**	**230 N**
Antimony	0.01	mg/L	< 0.006	< 0.006	< 0.006	< 0.006	< 0.02	< 0.0200	< 0.0200	< 0.0200	< 0.0200	< 0.020	< 0.020	< 0.0053	< 0.0053	< 0.0053	< 0.020	< 0.020	< 0.020	< 0.020	< 0.0200	< 0.020	< 0.02	0.02 U	0.01 U	0.006 U	0.02 U	0.006 U	0.02 U	0.02 U	0.02 U	0.02 U	0.020 U	0.02 U	0.02 U
Arsenic	0.05	mg/L	< 0.05	< 0.05	< 0.05	< 0.05	< 0.05	< 0.0500	< 0.0500	< 0.0500	< 0.0500	< 0.020	< 0.020	< 0.0046	< 0.0046	< 0.0046	< 0.020	**0.22**	< 0.010	< 0.010	<0.0500	<0.050	< 0.05	0.05 U	0.01 U	0.01 U	0.01 U	0.01 U	0.01 U	0.01 U	**0.011**	0.01 U	**0.0050 B**	**0.021**	0.01 U
Barium	2	mg/L	**0.0526**	**0.0766**	**0.125**	**0.0881**	**0.0857**	**0.0777**	**0.0864**	**0.0802**	**0.0447**	**0.066**	**0.047**	**0.078**	**0.086**	**0.072**	**0.061**	**0.58**	**0.048**	**0.059**	**0.0505**	**0.0511**	**0.0602**	**0.051**	0.2 U	**0.0423**	**0.049**	**0.055**	**0.053**	**0.05**	**0.64**	**0.049**	**0.68**	**0.92**	**0.061**
Beryllium	0.004	mg/L	< 0.004	< 0.004	< 0.004	< 0.004	< 0.01	< 0.0100	< 0.0100	< 0.0100	< 0.0100	< 0.0040	< 0.0040	< 0.00020	**0.00029 J**	< 0.00020	< 0.0040	< 0.0040	< 0.0040	< 0.0040	< 0.0100	< 0.010	< 0.010	0.01 U	0.005 U	0.004 U	0.004 U	0.004 U	0.004 U	0.004 U	**0.01**	0.004 U	**0.011**	**0.016**	0.004 U
Cadmium	0.005	mg/L	< 0.005	< 0.005	< 0.005	< 0.005	< 0.005	< 0.0050	< 0.0050	< 0.0050	< 0.0050	< 0.0050	< 0.0050	< 0.0020	< 0.0020	< 0.0020	< 0.0050	< 0.0050	< 0.0050	< 0.0050	< 0.0050	< 0.0050	< 0.005	0.005 U	0.002 U	0.005 U	0.005 U	0.005 U	0.005 U	0.005 U	0.005 U	0.005 U	0.0050 U	**0.0027 B**	0.005 U
Calcium metal	*	mg/L	--	--	--	--	--	--	--	--	--	--	--	--	--	--	--	--	--	--	--	--	--	--	**25**	**28.8**	**28**	**36**	**36**	**31**	**38**	**32**	**37**	**39**	**43**
Chromium	0.1	mg/L	< 0.01	< 0.01	< 0.01	< 0.01	< 0.01	< 0.0100	< 0.0100	< 0.0100	< 0.0100	< 0.010	< 0.010	< 0.0012	**0.0089 J**	**0.0024 J**	**0.0016 J**	< 0.010	< 0.010	**0.0014 J**	< 0.0100	< 0.010	< 0.010	0.01 U	0.005 U	0.01 U	0.01 U	0.01 U	0.01 U	0.01 UJ	**0.19**	0.01 U	**0.2**	**0.31**	0.01 U
Cobalt	*	mg/L	--	--	--	--	--	--	--	--	--	--	--	--	--	--	--	--	--	--	--	--	--	--	0.007 U	0.01 U	0.01 U	0.01 U	0.01 U	0.01 U	**0.09**	**0.0026 B**	**0.096**	**0.14**	**0.0065 B**
Copper	1.3	mg/L	< 0.01	< 0.01	< 0.01	< 0.01	< 0.01	< 0.0100	< 0.0100	< 0.0100	< 0.0100	< 0.020	< 0.020	< 0.0019	**0.0036 J**	< 0.0019	< 0.020	< 0.020	< 0.020	**0.0023 J**	< 0.0100	< 0.010	< 0.010	0.01 U	0.025 U	0.02 U	0.02 U	0.02 U	0.02 U	0.02 U	**0.12**	**0.0012 B**	**0.12**	**0.18**	**0.0023 B**
Cyanide	0.2	mg/L	< 0.01	< 0.01	< 0.01	< 0.01	< 0.01	< 0.010	< 0.010	< 0.010	< 0.010	< 0.010	< 0.010	< 0.0050	< 0.0050	< 0.0050	< 0.010	< 0.010	< 0.010	**0.0052 J**	< 0.010	< 0.010	< 0.010	0.01 U	0.01 U	0.01 U	0.01 U	0.01 U	0.01 U	0.015 U	0.01 U	0.01 U	0.010 U	0.01 U	0.01 U
Lead	0.015	mg/L	< 0.01	< 0.01	< 0.01	< 0.01	< 0.01	< 0.0100	< 0.0100	< 0.0100	< 0.0100	< 0.010	< 0.010	< 0.0040	**0.0049 J**	< 0.0040	<0.010	<0.010	**0.0025 J**	< 0.0050	< 0.0100	< 0.010	< 0.010	0.01 U	0.003 U	0.005 U	0.005 U	0.005 U	0.005 U	0.005 U	**0.071**	0.005 U	**0.073**	**0.1**	**0.0018 B**
Magnesium	*	mg/L	--	--	--	--	--	--	--	--	--	--	--	--	--	--	--	--	--	--	--	--	--	--	**14.6**	**16**	**16**	**20**	**20**	**18**	**29**	**19**	**30**	**37**	**26**
Mercury	0.002	mg/L	< 0.0002	< 0.0002	< 0.0002	< 0.0002	< 0.0002	< 0.00020	< 0.00020	< 0.00020	< 0.00020	< 0.00020	< 0.00020	< 0.000091	< 0.000091	< 0.000091	< 0.00020	< 0.00020	< 0.00020	< 0.00020	< 0.00020	< 0.00020	< 0.0002	0.0002 U	0.0002 U	0.0002 U	0.0002 U	0.0002 U	0.0002 U	0.0002 U	**0.00074 S**	0.0002 U	**0.00070**	**0.00093**	0.00020 U
Nickel	0.1	mg/L	< 0.02	< 0.02	< 0.02	< 0.02	< 0.02	< 0.0200	< 0.0200	< 0.0200	< 0.0200	< 0.040	< 0.040	< 0.0023	**0.0043 J**	< 0.0023	< 0.040	< 0.040	< 0.040	**0.0020 J**	< 0.0200	< 0.020	< 0.02	0.02 U	0.04 U	0.04 U	0.04 U	0.04 U	0.04 U	0.04 U	**0.094**	0.04 U	**0.092**	**0.14**	0.04 U
Potassium	*	mg/L	--	--	--	--	--	--	--	--	--	--	--	--	--	--	--	--	--	--	--	--	--	--	**6.76**	**5.18**	**6.1**	**7.6**	**9**	**6.9**	**16**	**7.3**	**16**	**21**	**7.0**
Selenium	0.05	mg/L	< 0.02	< 0.02	< 0.02	< 0.02	< 0.02	< 0.0200	< 0.0200	< 0.0200	< 0.0200	< 0.020	< 0.020	< 0.0064	< 0.0064	< 0.0064	< 0.010	< 0.010	< 0.010	< 0.010	< 0.0200	< 0.020	< 0.02	0.02 U	0.005 U	0.01 U	0.01 U	0.01 U	0.01 U	0.01 U	0.01 U	0.01 U	0.010 U	0.01 U	0.01 U
Sodium	*	mg/L	--	--	--	--	--	--	--	--	--	--	--	--	--	--	--	--	--	--	--	--	--	--	**42.7**	**46.8**	**42**	**42**	**21**	**39**	**36**	**37**	**36**	**38**	**49**
Thallium	0.002	mg/L	< 0.002	< 0.002	< 0.002	< 0.002	< 0.02	< 0.0200	< 0.0200	< 0.0200	< 0.0200	< 0.0010	< 0.0010	< 0.00025	**0.00030 J**	< 0.00025	< 0.0010	< 0.0010	< 0.0010	< 0.0010	< 1.00	< 1.00	< 1	0.001 U	0.001 U	0.001 U	0.002 U	0.001 U	0.001 U	0.002 U	0.002 UWN	0.002 UWN	**0.0013 B**	0.002 UN	0.002 U
Vanadium (fume or dust)	0.2	mg/L	< 0.01	< 0.01	< 0.01	< 0.01	< 0.01	< 0.0100	< 0.0100	< 0.0100	< 0.0100	< 0.010	< 0.010	< 0.0024	**0.014**	< 0.0024	< 0.010	< 0.010	< 0.010	< 0.010	< 0.0100	< 0.010	< 0.010	0.01 U	0.007 U	0.01 U	0.01 U	0.01 U	0.01 U	0.01 U	**0.38**	0.01 U	**0.41**	**0.6**	0.01 U
Zinc	2	mg/L	< 0.02	< 0.02	< 0.02	**0.0211**	< 0.02	< 0.0200	< 0.0200	< 0.0200	< 0.0200	< 0.020	< 0.020	< 0.0087	**0.017 J**	< 0.0087	<0.020	< 0.020	**0.017 J**	< 0.020	< 0.0200	< 0.020	< 0.02	0.02 U	0.02 U	0.02 U	0.02 U	0.02 U	0.02 U	0.02 U	**0.35**	0.02 U	**0.34**	**0.51**	0.02 U

Notes:
* - Not a HSRA regulated compound
ISCO - *in-situ* chemical oxidatior

Data Qualifier Defintions:
-- - Not analyzed
B (Inorganics) - Estimated analyte concentration
D - Analyte concentration reported from secondary dilution
DB - Analyte concentration reported from secondary dilution; analyte detected in method blank
H - Holding time exceeded for sample
J - Estimated analyte concentration
JB (Organic) - Estimated analyte concentration; analyte detected in method blank
Bold = Exceeds the laboratory detection limi
Bold and shaded - Analyte concentration exceeds the Type 1 RRS
JM (Organic) - Estimated analyte concentration; spike sample recovery outside control limits
M (Organic) - Spike sample recovery outside control limits
N - Spike sample recovery outside of control limits
R - Sample data results rejected due to deficiencies in the ability to meet quality control standards
RRS - Risk Reduction Standard
< - Analyte not detected at referenced detection limit
UJ - Analyte not detected; low method bias and/or matrix interference
UN - Analyte not detected; spiked sample recovery outside of control limits
UR - Analyte not detected; data rejected
UWN - Analyte not detected; post digestion spike and spike sample recovery outside control limits

JM (Organic) - Estimated analyte concentration; spike sample recovery outside control limits
M (Organic) - Spike sample recovery outside control limits
N - Spike sample recovery outside of control limits
R - Sample data results rejected due to deficiencies in the ability to meet quality control standards
RRS - Risk Reduction Standard
<, U - Analyte not detected at referenced detection limit
UJ - Analyte not detected; low method bias and/or matrix interference
UN - Analyte not detected; spiked sample recovery outside of control limits
UR - Analyte not detected; data rejected
UWN - Analyte not detected; post digestion spike and spike sample recovery outside control limits

Appendix E-1
Summary of Historical Groundwater Sampling Data - Alluvium, Galliard, and Saprolite Monitoring Wells
January 2001 through July 2017
Atlanta Gas Light Company
Former Manufactured Gas Plant Site
Augusta, Georgia

Chemical Name	Type 1 Risk Reduction Standard	Location ID	MW-402D																																		
		Sample Date	7/26/2017	1/25/2017	7/27/2016	1/20/2016	7/28/2015	1/13/2015	7/15/2014	1/7/2014	7/9/2013	1/9/2013	7/24/2012	1/17/2012	7/6/2011	1/17/2011	7/15/2010	1/5/2010	7/22/2009	1/13/2009	7/22/2008	1/9/2008	7/11/2007	2/15/2007	7/13/2006	1/15/2006	7/20/2005	2/7/2005	7/15/2004	1/22/2004	7/16/2003	1/20/2003	7/12/2002	1/15/2002	7/17/2001	7/01 DUP	1/24/2001
		Unit	Post-ISCO																								Pre-ISCO										
Field Parameters																																					
Conductivity	*	mS/cm	0.657	0.689	0.675	0.658	658	0.615	0.671	0.516	0.660	0.727	0.657	0.759	0.702	2.6	0.583	0.515	0.531	0.487	0.62	0.690	0.644	0.668	0.608	--	--	--	--	--	--	--	--	--	--	--	--
Dissolved Oxygen (YSI)	*	mg/L	0.12	0.52	0.47	0.33	0.75	0.44	1.5	3.57	0.44	0.59	4.06	7.92	2.20	6.48	2.12	4.66	0.23	0.66	0.31	0.31	0.19	0.58	0.37	--	--	--	--	--	--	--	--	--	--	--	--
Oxidation Reduction Potential	*	mV	44.7	32.4	203.4	19.5	26.3	193.1	135.6	82.5	-27.1	67.7	107.0	29.3	101.4	129.3	-74.6	159.9	181.9	165.5	119.5	180.8	120.1	147.8	78.5	--	--	--	--	--	--	--	--	--	--	--	--
pH	*	SU	6.09	6.4	6.61	6.2	6.21	6.00	6.17	6.43	6.18	6.23	6.13	6.80	5.79	0.552	6.19	6.47	6.11	6.24	6.34	6.05	6.16	6.49	6.18	--	--	--	--	--	--	--	--	--	--	--	--
Temperature	*	Celsius	22.8	20.31	22.33	17.22	26.9	16.2	21.17	14.74	23.48	17.67	25.80	21.07	21.58	17.61	21.84	15.92	21.31	18.89	22.82	20.77	22.97	19.07	22.21	--	--	--	--	--	--	--	--	--	--	--	--
Turbidity	*	NTU	10.3	6.89	4.46	6.6	2.95	6.44	2.34	2.06	0.89	0.78	2.00	3.34	6.87	9.50	6.80	0.82	4.3	4.13	5.74	0.49	1.42	1.57	2.10	--	--	--	--	--	--	--	--	--	--	--	--
Monitored Natural Attenuation Parameters																																					
Carbon Dioxide	*	µg/L	--	--	--	--	--	144	140	266	156	72	51	850 B	930 * B	770 *	780	730	910 *	760	860	< 1000	< 1000	--	860	--	--	--	--	--	--	--	--	--	--	--	--
Iron	*	mg/L	--	--	--	--	--	--	--	--	--	--	--	--	--	--	--	--	--	--	--	--	--	--	0.1 U	4.49	2.29	54	0.31	0.35	0.9	0.49	2.9	3.8 N	0.21	0.19	4.3
Iron, as Ferrous (Fe+2)	*	mg/L	--	--	--	--	--	< 0.100	< 0.100	<0.100	<0.100	< 0.10 HF	< 0.10 HF	< 0.10 HF	< 0.025 HF	< 0.025 HF	< 0.10 HF	< 0.10 HF	< 0.10 HF	< 0.10 HF	< 0.10	< 0.10	< 0.10	< 0.1	0.1 U	--	--	--	--	--	--	--	--	--	--	--	--
Manganese, Total	*	mg/L	--	--	--	--	--	--	--	--	--	--	--	--	--	--	--	--	--	--	--	--	--	--	1.8	2.67	1.89	4.3	2.9	2.4	2.5	2.5	2.5	2.6	2.4	2.4	2.4
Manganese, Dissolved	*	mg/L	--	--	--	--	--	--	--	--	--	--	--	--	--	--	--	--	--	--	--	--	--	--	1.64	--	--	--	--	--	--	--	--	--	--	--	--
Methane	*	µg/L	--	--	--	--	--	< 4	< 4	<4	<4	< 0.58	2.4	< 0.29	< 0.29	< 0.19	< 0.19	0.22	0.23	0.5	0.26	0.49	1.8	2.3	2.7	--	--	--	--	--	--	--	--	--	--	--	--
Nitrate	*	mg/L	--	--	--	--	--		1.5	1.7	2.2	3.6	3.6	4.9	4.6	14	13	9.4	6.0	1.9	8.9	2.3	2.0	2.2	2.5	--	--	--	--	--	--	--	--	--	--	--	--
Nitrogen	*	mg/L	--	--	--	--	--	--	--	--	--	--	--	1.6	--	--	--	--	--	--	--	--	--	--	15	--	--	--	--	--	--	--	--	--	--	--	--
Nitrogen, ammonia (as N)	*	mg/L	--	--	--	--	--	--	--	--	--	--	--	--	--	--	--	--	--	--	--	--	--	--	0.2 U	--	--	--	--	--	--	--	--	--	--	--	--
Oxygen	*	mg/L	--	--	--	--	--	7.79 H	7.78 H	7.28 H	8.18 H	6.4	7.5	--	1.5	1.6	1.4	1.4	1.1	1.3	1.1	1.9	1.6	2.3	1.9	--	--	--	--	--	--	--	--	--	--	--	--
Sulfate	*	mg/L	--	--	--	--	--	56	54	78	63	35	33	39	39	36	39	26	33	32	29	44	40	45	44	--	--	--	--	--	--	--	--	--	--	--	--
Sulfide	*	mg/L	--	--	--	--	--	--	--	--	--	--	--	--	--	--	--	--	--	--	--	--	--	--	2 U	--	--	--	--	--	--	--	--	--	--	--	--
Volatile Organic Compounds																																					
Acetone	4,000	µg/L	< 50	< 50	< 50	< 50	< 50	< 50	< 50	< 50	< 50	< 100	< 100	< 5.0	< 5.0	< 5.0	< 100	< 100	< 100	< 100	< 100	< 50	< 50	< 50	50 U	10 U	25 U	25 U	25 U	25 U	25 U	25 U	25 U	25 U	25 U	25 U	25 U
Benzene	5	µg/L	< 5.0	< 5.0	< 5.0	< 5.0	< 5.0	< 5.0	< 5.0	< 5.0	< 5.0	< 5.0	< 5.0	< 0.25	< 0.25	< 0.25	< 5.0	< 5.0	< 5.0	< 5.0	< 5.0	< 5.0	< 5	< 5	5 U	1.0 U	1.0 U	1.0 U	1.0 U	1.0 U	1.0 U	1.0 U	1.0 U	1.0 U	**0.19 J**	1.0 U	1.0 U
Carbon Disulfide	4,000	µg/L	< 5.0	< 5.0	< 5.0	< 5.0	< 5.0	< 5.0	< 5.0	< 5.0	< 5.0	< 5.0	< 5.0	< 0.60	< 0.60	< 0.60	< 5.0	< 5.0	< 5.0	< 5.0	< 5.0	< 5.0	< 5	< 5	5 U	1.0 U	1.0 U	1.0 U	1.0 U	1.0 U	1.0 U	1.0 U	1.0 U	1.0 U	1.0 U	1.0 U	1.0 U
Ethylbenzene	700	µg/L	< 5.0	< 5.0	< 5.0	< 5.0	< 5.0	< 5.0	< 5.0	< 5.0	< 5.0	< 5.0	< 5.0	< 0.11	< 0.11	< 0.11	< 5.0	< 5.0	< 5.0	< 5.0	< 5.0	< 5.0	< 5	< 5	5 U	1.0 U	1.0 U	1.0 U	1.0 U	1.0 U	1.0 U	1.0 U	1.0 U	1.0 U	1.0 U	1.0 U	1.0 U
Methylene Chloride	5	µg/L	< 5.0	< 5.0	< 5.0	< 5.0	< 5.0	< 5.0	< 5.0	< 5.0	< 5.0	< 5.0	< 5.0	< 1.0	< 1.0	< 1.0	< 5.0	< 5.0	< 5.0	< 5.0	< 5.0	< 5.0	< 5	< 5	5 U	1.0 U	5.0 U	5.0 U	5.0 U	5.0 U	5.0 U	5.0 U	5.0 U	5.0 U	5.0 U	5.0 U	**0.4 J**
Toluene	1,000	µg/L	< 5.0	< 5.0	< 5.0	< 5.0	< 5.0	< 5.0	< 5.0	< 5.0	< 5.0	< 5.0	< 5.0	< 0.33	< 0.33	< 0.33	< 5.0	< 5.0	< 5.0	< 5.0	< 5.0	< 5.0	< 5	< 5	5 U	1.0 U	1.0 U	1.0 U	1.0 U	1.0 U	1.0 U	**0.29 J**	1.0 U	1.0 U	1.0 U	1.0 U	1.0 U
Trichloroethylene	5	µg/L	< 5.0	< 5.0	< 5.0	< 5.0	< 5.0	< 5.0	< 5.0	< 5.0	< 5.0	< 5.0	< 5.0	**0.16 J**	**0.23 J**	**0.15 J**	**0.19 J**	< 5.0	< 5.0	< 5.0	< 5.0	< 5.0	< 5	< 5	5 U	**2.2**	**1.6**	1.0 U	1.0 U	1.0 U	1.0 U	1.0 U	1.0 U	1.0 U	1.0 U	1.0 U
Xylenes, total	2,000	µg/L	< 5.0	< 5.0	< 5.0	< 5.0	< 5.0	< 5.0	< 5.0	< 5.0	< 5.0	< 5.0	< 5.0	< 0.20	< 0.20	< 0.20	< 5.0	< 5.0	< 5.0	< 5.0	< 5.0	< 5.0	< 5	< 5	5 U	2.0 U	2.0 U	2.0 U	2.0 U	2.0 U	2.0 U	2.0 U	2.0 U	2.0 U	2.0 U	2.0 U	2.0 U
Semivolatile Organic Compounds																																					
2-Methylnaphthalene	*	µg/L	--	--	--	--	--	--	--	--	--	--	--	--	--	--	--	--	--	--	--	--	--	--	--	0.2 U	0.2 U	0.2 U	0.2 U	0.2 U	10 U	10 U	10 U	10 U	10 U	10 U	10 U
Acenaphthene	2,000	µg/L	< 0.5	< 0.5	< 0.5	< 0.5	< 0.5	< 0.50	< 0.50	< 0.50	< 0.50	< 0.22	< 0.19	< 0.10	< 0.10	< 0.11	< 0.19	< 0.19	< 0.19	< 0.19	< 0.19	< 10	< 10	< 10	10 U	0.2 U	0.2 U	0.2 U	0.2 U	0.2 U	10 U	10 U	**0.37 J**	10 U	10 U	10 U	10 U
Acenaphthylene	10	µg/L	< 1.0	< 1.0	< 1.0	< 1.0	< 1.0	< 1.0	< 1.0	< 1.0	< 1.0	<0.22	< 0.19	< 0.10	< 0.10	< 0.11	< 0.19	< 0.19	< 0.19	< 0.19	< 0.19	< 10	< 10	< 10	10 U	0.2 U	0.2 U	0.2 U	0.2 U	0.2 U	10 U	10 U	10 U	10 U	10 U	10 U	10 U
Anthracene	10	µg/L	< 0.05	< 0.05	< 0.05	< 0.05 UJ	< 0.05	< 0.050	< 0.050	< 0.050	< 0.050	<0.22	< 0.19	< 0.10	< 0.10	< 0.11	< 0.19	< 0.19	< 0.19	< 0.19	< 0.19	< 10	< 10	< 10	10 U	0.2 U	0.2 U	0.2 U	0.2 U	0.2 U	10 U	10 U	10 U	10 U	10 U	10 U	10 U
Benz(a)anthracene	0.1	µg/L	< 0.05	< 0.05	< 0.05	< 0.05	< 0.05	< 0.050	< 0.050	< 0.050	< 0.050	<0.22	< 0.19	< 0.10	< 0.10	< 0.11	< 0.19	< 0.19	< 0.19	< 0.19	< 0.19	< 0.050	< 0.05	< 0.05	0.05 U	0.2 U	0.2 U	0.2 U	0.2 U	0.2 U	10 U	10 U	10 U	10 U	10 U	10 U	10 U
Benzo(a)pyrene	0.2	µg/L	< 0.05	< 0.05	< 0.05	< 0.05 UJ	< 0.05	< 0.050	< 0.050	< 0.050	< 0.050	<0.22	< 0.19	< 0.10	< 0.10	< 0.11	< 0.19	< 0.19	< 0.19	< 0.19	< 0.19	< 0.050	< 0.05	< 0.05	0.05 U	0.2 U	0.2 U	0.2 U	0.2 U	0.2 U	10 U	10 U	10 U	10 U	10 U	10 U	10 U
Benzo(b)fluoranthene	0.2	µg/L	< 0.1	< 0.1	< 0.1	< 0.1	< 0.1	< 0.10	< 0.10	< 0.10	< 0.10	<0.22	< 0.19	< 0.10	< 0.10	< 0.11	< 0.19	< 0.19	< 0.19	< 0.19	< 0.19	< 0.10	< 0.1	< 0.1	0.1 U	0.2 U	0.2 U	0.2 U	0.2 U	0.2 U	10 U	10 U	10 U	10 U	10 U	10 U	10 U
Benzo(g,h,i)perylene	10	µg/L	< 0.1	< 0.1	< 0.1	< 0.1 UJ	< 0.1	< 0.10	< 0.10	< 0.10	< 0.10	<0.22	< 0.19	< 0.10	< 0.10	< 0.11	< 0.19	< 0.19	< 0.19	< 0.19	< 0.19	< 10	< 10	< 10	10 U	0.2 U	0.2 U	0.2 U	0.2 U	0.2 U	10 U	10 U	10 U	10 U	10 U	10 U	10 U
Benzo(k)fluoranthene	10	µg/L	< 0.05	< 0.05	< 0.05	< 0.05	< 0.05	< 0.050	< 0.050	< 0.050	< 0.050	<0.22	< 0.19	< 0.10	< 0.10	< 0.11	< 0.19	< 0.19	< 0.19	< 0.19	< 0.19	< 10	< 10	< 10	10 U	0.2 U	0.2 U	0.2 U	0.2 U	0.2 U	10 U	10 U	10 U	10 U	10 U	10 U	10 U
Chrysene	0.2	µg/L	< 0.05	< 0.05	< 0.05	< 0.05	< 0.05	< 0.050	< 0.050	< 0.050	< 0.050	<0.22	< 0.19	< 0.046	< 0.045	< 0.049	< 0.19	< 0.19	< 0.19	< 0.19	< 0.19	< 0.050	< 0.05	< 0.05	0.05 U	0.2 U	0.2 U	0.2 U	0.2 U	0.2 U	10 U	10 U	10 U	10 U	10 U	10 U	10 U
Dibenzo(a,h)anthracene	0.3	µg/L	< 0.1	< 0.1	< 0.1	< 0.1	< 0.1	< 0.10	< 0.10	< 0.10	< 0.10	<0.22	< 0.19	< 0.10	< 0.10	< 0.11	< 0.19	< 0.19	< 0.19	< 0.19	< 0.19	< 0.10	< 0.1	< 0.1	0.1 U	0.2 U	0.2 U	0.2 U	0.2 U	0.2 U	10 U	10 U	10 U	10 U	10 U	10 U	10 U
Dibenzofuran	1	µg/L	--	--	--	--	--	--	--	--	--	--	--	--	--	--	--	--	--	--	--	--	--	--	--	1.0 U	0.2 U	0.2 U	0.2 U	0.2 U	10 U	10 U	10 U	10 U	10 U	10 U	10 U
Fluoranthene	1,000	µg/L	< 0.1	< 0.1	< 0.1	< 0.1	< 0.1	< 0.10	< 0.10	< 0.10	< 0.10	<0.22	< 0.19	< 0.10	< 0.10	< 0.11	< 0.19	< 0.19	< 0.19	< 0.19	< 0.19	< 10	< 10	< 10	10 U	0.2 U	0.2 U	0.2 U	0.2 U	0.2 U	10 U	10 U	10 U	10 U	10 U	10 U	10 U
Fluorene	1,000	µg/L	< 0.1	< 0.1	< 0.1	< 0.1	< 0.1	< 0.10	< 0.10	< 0.10	< 0.10	<0.22	< 0.19	< 0.10	< 0.10	< 0.11	< 0.19	< 0.19	< 0.19	< 0.19	< 0.19	< 10	< 10	< 10	10 U	0.2 U	0.2 U	0.2 U	0.2 U	0.2 U	10 U	10 U	10 U	10 U	10 U	10 U	10 U
Indeno(1,2,3-cd)pyrene	0.4	µg/L	< 0.05	< 0.05	< 0.05	< 0.05	< 0.05	< 0.050	< 0.050	< 0.050	< 0.050	<0.22	< 0.19	< 0.10	< 0.10	< 0.11	< 0.19	< 0.19	< 0.19	< 0.19	< 0.19	< 0.050	< 0.05	< 0.05	0.05 U	0.2 U	0.2 U	0.2 U	0.2 U	0.2 U	10 U	10 U	10 U	10 U	10 U	10 U	10 U
Naphthalene	20	µg/L	< 0.5	< 0.5	< 0.5	< 0.5	< 0.5	< 500	< 0.50	< 0.50	< 0.50	<0.22	< 0.19	< 0.10	< 0.10	< 0.11	**0.30**	< 0.19	< 0.19	< 0.19	< 0.19	< 10	< 10	< 10	10 U	**0.24**	0.2 U	0.2 U	0.2 U	0.2 U	10 U	10 U	10 U	10 U	10 U	10 U	10 U
Phenanthrene	10	µg/L	< 0.05	< 0.05	< 0.05	< 0.05	< 0.05	< 0.50	< 0.050	< 0.050	< 0.050	<0.22	< 0.19	< 0.10	< 0.10	< 0.11	< 0.19	< 0.19	< 0.19	< 0.19	< 0.19	< 10	< 10	< 10	10 U	0.2 U	0.2 U	0.2 U	0.2 U	0.2 U	10 U	10 U	10 U	10 U	10 U	10 U	10 U
Pyrene	1,000	µg/L	< 0.05	< 0.05	< 0.05	< 0.05 UJ	< 0.05	< 0.050	< 0.050	< 0.050	< 0.050	<0.22	< 0.19	< 0.10	< 0.10	< 0.11	< 0.19	< 0.19	< 0.19	< 0.19	< 0.19	< 10	< 10	< 10	10 U	0.2 U	0.2 U	0.2 U	0.2 U	0.2 U	10 U	10 U	10 U	10 U	10 U	10 U	10 U
Inorganic Compounds																																					
Aluminum (fume or dust)	*	mg/L	--	--	--	--	--	--	--	--	--	--	--	--	--	--	--	--	--	--	--	--	--	--	--	**9.91**	**5.48**	**130**	**0.68**	**0.35**	**1.3**	**0.83**	**6.7**	**8.8 N**	**0.52 N**	**0.44 N**	**12**
Antimony	0.01	mg/L	< 0.006	< 0.006	< 0.006	< 0.006	< 0.02	< 0.0200	< 0.0200	< 0.0200	< 0.0200	< 0.020	< 0.020	< 0.0053	< 0.0053	< 0.0053	< 0.020	< 0.020	< 0.020	< 0.020	< 0.020	< 0.0200	< 0.02	< 0.02	0.02 U	0.01 U	0.006 U	0.02 U	0.006 U	0.02 U	0.02 U	0.02 U	0.02 U	0.020 U	0.02 U	0.02 U	0.02 U
Arsenic	0.05	mg/L	< 0.05	< 0.05	< 0.05	< 0.05	< 0.05	< 0.0500	< 0.0500	< 0.0500	< 0.0500	< 0.020	< 0.020	< 0.0046	< 0.0046	< 0.0046	< 0.020	< 0.020	< 0.020	< 0.010	< 0.010	<0.0500	< 0.05	< 0.05	0.05 U	0.01 U	0.01 U	0.01 U	0.01 U	0.01 U	0.01 U	0.01 U	0.01 U	0.010 U	0.01 U	0.01 U	0.01 U
Barium	2	mg/L	**0.0882**	**0.0845**	**0.0964**	**0.0865**	**0.079**	**0.0768**	**0.0771**	**0.0874**	**0.0950**	**0.10**	**0.083**	**0.12**	**0.10**	**0.10**	**0.24**	**0.082**	**0.078**	**0.08**	**0.083**	**0.0699**	**0.0662**	**0.0529**	**0.0615**	0.2 U	**0.0472**	**0.22**	**0.053**	**0.045**	**0.04**	**0.045**	**0.052**	**0.058**	**0.039**	**0.037**	**0.055**
Beryllium	0.004	mg/L	< 0.004	< 0.004	< 0.004	< 0.004	< 0.01	< 0.0100	< 0.0100	< 0.0100	< 0.0100	< 0.0040	< 0.0040	< 0.00020	< 0.00020	< 0.00020	< 0.0040	< 0.0040	< 0.0040	< 0.0040	< 0.0040	< 0.0100	< 0.010	< 0.010	0.01 U	0.005 U	0.004 U	**0.0065**	0.004 U	0.004 U	0.004 U	0.004 U	0.004 U	0.0040 U	0.004 U	0.004 U	**0.00067 B**
Cadmium	0.005	mg/L	< 0.005	< 0.005	< 0.005	< 0.005	< 0.005	< 0.0050	< 0.0050	< 0.0050	< 0.0050	< 0.0050	< 0.0050	< 0.0020	< 0.0020	< 0.0020	< 0.0050	< 0.0050	< 0.0050	< 0.0050	< 0.0050	< 0.0050	< 0.005	< 0.005	0.005 U	0.002 U	0.005 U	0.005 U	0.005 U	0.005 U	0.005 U	0.005 U	0.005 U	0.0050 U	0.005 U	0.005 U	0.005 U
Calcium metal	*	mg/L	--	--	--	--	--	--	--	--	--	--	--	--	--	--	--	--	--	--	--	--	--	--	--	**26.5**	**28**	**40**	**55**	**47**	**43**	**54**	**50**	**50**	**49**	**49**	**47**
Chromium	0.1	mg/L	< 0.01	< 0.01	< 0.01	< 0.01	< 0.01	< 0.0100	< 0.0100	< 0.0100	< 0.0100	< 0.010	< 0.010	**0.0012 J**	< 0.0012	**0.0018 J**	< 0.010	< 0.010	< 0.010	< 0.010	< 0.010	< 0.0100	< 0.010	< 0.010	0.01 U	**0.0079**	0.01 U	**0.097**	0.01 U	0.01 U	0.01 UJ	0.01 U	**0.0049 B**	**0.0061 B**	0.01 U	0.01 U	**0.0086 B**
Cobalt	*	mg/L	--	--	--	--	--	--	--	--	--	--	--	--	--	--	--	--	--	--	--	--	--	--	--	0.007 U	0.01 U	**0.046**	0.01 U	0.01 U	0.01 U	**0.0017 B**	**0.0075 B**	**0.0057 B**	**0.0019 B**	**0.0015 B**	**0.0058 B**
Copper	1.3	mg/L	< 0.01	< 0.01	< 0.01	< 0.01	< 0.01	< 0.0100	< 0.0100	< 0.0100	< 0.0100	< 0.020	< 0.020	< 0.0019	< 0.0019	< 0.0019	< 0.020	< 0.020	< 0.020	< 0.020	< 0.020	< 0.0100	< 0.010	< 0.010	0.01 U	0.025 U	0.02 U	**0.076**	0.02 U	0.02 U	0.02 U	**0.0037 B**	**0.0051 B**	**0.0054 B**	0.02 U	0.02 U	**0.011 B**
Cyanide	0.2	mg/L	< 0.01	< 0.01	< 0.01	< 0.01	< 0.01	< 0.010	< 0.010	< 0.010	< 0.010	< 0.010	< 0.010	< 0.0050	< 0.0050	< 0.0050	< 0.010	< 0.010	< 0.010	< 0.010	< 0.010	< 0.010	< 0.010	< 0.010	0.01 U	0.01 U	0.01 U	0.01 U	0.01 U	0.01 U	0.015 U	0.01 U	0.01 U	0.010 U	0.01 U	0.01 U	0.01 U
Lead	0.015	mg/L	< 0.01	< 0.01	< 0.01	< 0.01	< 0.01	< 0.0100	< 0.0100	< 0.0100	< 0.0100	< 0.010	< 0.010	< 0.0040	< 0.0040	< 0.0040	< 0.010	< 0.010	< 0.010	< 0.0050	< 0.0050	< 0.0100	< 0.010	< 0.010	0.01 U	**0.0033**	0.005 U	**0.029**	0.005 U	0.005 U	0.005 U	**0.0024 B**	0.005 U	0.0050 U	0.005 U	0.005 U	**0.0019 B**
Magnesium	*	mg/L	--	--	--	--	--	--	--	--	--	--	--	--	--	--	--	--	--	--	--	--	--	--	--	**11.9**	**11.2**	**18**	**21**	**18**	**18**	**22**	**21**	**21**	**21**	**21**	**21**
Mercury	0.002	mg/L	< 0.0002	< 0.0002	< 0.0002	< 0.0002	< 0.0002	< 0.00020	< 0.00020	**0.00042**	< 0.00020	< 0.00020	< 0.00020	< 0.000091	< 0.000091	< 0.000091	< 0.00020	< 0.00020	< 0.00020	< 0.00020	< 0.00020	< 0.00020	< 0.0002	< 0.0002	0.0002 U	0.0002 U	0.0002 U	**0.00022**	0.0002 U	0.0002 U	0.0002 U	**0.00015 B**	0.0002 U	0.00020 U	0.0002 U	0.0002 U	0.00020 U
Nickel	0.1	mg/L	< 0.02	< 0.02	< 0.02	< 0.02	< 0.02	< 0.0200	< 0.0200	< 0.0200	< 0.0200	< 0.040	< 0.040	< 0.0023	< 0.0023	< 0.0023	< 0.040	**< 0.040**	< 0.040	< 0.040	< 0.040	< 0.0200	< 0.02	< 0.02	0.02 U	0.04 U	0.04 U	**0.06**	0.04 U	0.04 U	0.04 U	0.04 U	0.04 U	**0.0063 B**	0.04 U	0.04 U	**0.007 B**
Potassium	*	mg/L	--	--	--	--	--	--	--	--	--	--	--	--	--	--	--	--	--	--	--	--	--	--	--	**13.7**	**14.6**	**22**	**19**	**19**	**22**	**19**	**18**	**18**	**17**	**17**	**18**
Selenium	0.05	mg/L	< 0.02	< 0.02	< 0.02	< 0.02	< 0.02	< 0.0200	< 0.0200	< 0.0200	< 0.0200	< 0.020	< 0.020	< 0.0064	< 0.0064	< 0.0064	< 0.020	< 0.020	< 0.020	< 0.010	< 0.010	< 0.0200	< 0.02	< 0.02	0.02 U	0.005 U	0.01 U	0.01 U	0.01 U	0.01 U	0.01 U	**0.0043 B**	0.01 U	0.010 U	0.01 U	0.01 U	0.01 U
Sodium	*	mg/L	--	--	--	--	--	--	--	--	--	--	--	--	--	--	--	--	--	--	--	--	--	--	--	**72.8**	**69.7**	**76**	**73**	**40**	**77**	**79**	**72**	**77**	**78**	**77**	**88**
Thallium	0.002	mg/L	< 0.002	< 0.002	< 0.002	< 0.002	< 0.02	< 0.0200	< 0.0200	< 0.0200	< 0.0200	< 0.0010	< 0.0010	< 0.00025	< 0.00025	< 0.00025	< 0.0010	< 0.0010	< 0.0010	< 0.0010	< 0.0010	< 1.00	< 1.00	< 1	0.001 U	0.001 U	0.001 U	**0.0023**	0.001 U	0.001 U	0.002 U	0.002 UWN	0.002 UWN	0.0020 U	0.002 UWN	0.002 UWN	0.002 U
Vanadium (fume or dust)	0.2	mg/L	< 0.01	< 0.01	< 0.01	< 0.01	< 0.01	< 0.0100	< 0.0100	< 0.0100	< 0.0100	< 0.010	< 0.010	< 0.0024	< 0.0024	< 0.0024	< 0.010	< 0.010	< 0.010	< 0.010	< 0.010	< 0.0100	< 0.010	< 0.010	0.01 U	**0.0166**	0.01 U	**0.22**	0.01 U	0.01 U	0.01 U	**0.0026 B**	**0.011**	**0.015**	0.01 U	0.01 U	**0.019**
Zinc	2	mg/L	< 0.02	< 0.02	< 0.02	< 0.02	< 0.02	< 0.0200	< 0.0200	< 0.0200	< 0.0200	< 0.020	< 0.020	< 0.0087	< 0.0087	< 0.0087	**0.015 J**	< 0.020	< 0.020	< 0.020	< 0.020	< 0.0200	< 0.02	< 0.02	0.02 U	**0.0203**	0.02 U	**0.14**	0.02 U	0.02 U	**0.03**	**0.008 B**	**0.016 B**	**0.0098 B**	0.02 U	0.02 U	**0.026**

Notes:
* - Not a HSRA regulated compound
ISCO - *in-situ* chemical oxidation

Data Qualifier Defintions:
-- - Not analyzed
B (Inorganics) - Estimated analyte concentration
D - Analyte concentration reported from secondary dilution
DB - Analyte concentration reported from secondary dilution; analyte detected in method blank
H - Holding time exceeded for sample
J - Estimated analyte concentration
JB (Organic) - Estimated analyte concentration; analyte detected in method blank
Bold = Exceeds the laboratory detection limit
Bold and shaded - Analyte concentration exceeds the Type 1 RRS
JM (Organic) - Estimated analyte concentration; spike sample recovery outside control limits
M (Organic) - Spike sample recovery outside control limits
N - Spike sample recovery outside of control limits
R - Sample data results rejected due to deficiencies in the ability to meet quality control standards
RRS - Risk Reduction Standard
< - Analyte not detected at referenced detection limit
UJ - Analyte not detected; low method bias and/or matrix interference
UN - Analyte not detected; spiked sample recovery outside of control limits
UR - Analyte not detected; data rejected
UWN - Analyte not detected; post digestion spike and spike sample recovery outside control limits

JM (Organic) - Estimated analyte concentration; spike sample recovery outside control limits
M (Organic) - Spike sample recovery outside control limits
N - Spike sample recovery outside of control limits
R - Sample data results rejected due to deficiencies in the ability to meet quality control standards
RRS - Risk Reduction Standard
<, U - Analyte not detected at referenced detection limit
UJ - Analyte not detected; low method bias and/or matrix interference
UN - Analyte not detected; spiked sample recovery outside of control limits
UR - Analyte not detected; data rejected
UWN - Analyte not detected; post digestion spike and spike sample recovery outside control limits

Appendix E-1
Summary of Historical Groundwater Sampling Data - Alluvium, Galliard, and Saprolite Monitoring Wells
January 2001 through July 2017
Atlanta Gas Light Company
Former Manufactured Gas Plant Site
Augusta, Georgia

Chemical Name	Type 1 Risk Reduction Standard	Location ID	MW-404DR																																		
		Sample Date	7/27/2017	1/26/2017	7/28/2016	1/20/2016	7/30/2015	1/14/2015	7/17/2014	1/13/2014	7/10/2013	1/9/2013	7/26/2012	1/19/2012	7/7/2011	1/19/2011	7/19/2010	1/5/2010	7/23/2009	1/14/2009	7/15/2008	1/8/2008	7/10/2007	2/14/2007	7/12/2006	7/21/2005	1/20/2005	7/16/2004	1/24/2004	7/19/2003	1/17/2003	7/15/2002	4/4/2002	4/3/2002	1/16/2002	7/16/2001	1/23/2001	01/01 DUP
		Unit	Post-ISCO																							Pre-ISCO												
Field Parameters																																					
Conductivity	*	mS/cm	0.768	0.847	0.769	0.815	752	0.450	0.288	0.740	0.800	0.732	0.841	0.680	0.786	2.95	0.779	0.696	0.739	1.91	0.67	0.664	0.571	0.397	0.205	--	--	--	--	--	--	--	--	--	--	--	--	--
Dissolved Oxygen (YSI)	*	mg/L	0.73	0.31	0.48	0.59	0.45	3.19	0.71	0.52	0.31	0.83	0.48	1.13	3.38	6.29	1.3	5.56	0.25	6.24	0.87	1.41	0.36	5.43	4.89	--	--	--	--	--	--	--	--	--	--	--	--	--
Oxidation Reduction Potential	*	mV	66.6	33.3	231.9	34.3	118.6	-41.7	-14.6	291.8	112.9	23.5	89.0	232.6	112.2	510.2	3.2	304	437.2	478.3	124.1	528.9	273.4	14.7	-82	--	--	--	--	--	--	--	--	--	--	--	--	--
pH	*	SU	6.02	6.15	6.25	6.1	6.47	6.06	6.18	6.32	6.03	6.36	6.11	6.19	6.38	0.814	6.32	5.94	5.81	0.664	5.94	5.91	5.88	6.32	6.98	--	--	--	--	--	--	--	--	--	--	--	--	--
Temperature	*	Celsius	22.51	20.11	23.65	20.17	25.5	15.3	22.25	19.60	22.27	20.71	30.00	17.35	23.78	19.81	25.7	11.17	22.72	18.02	22.65	19.39	23.39	18.13	22.89	--	--	--	--	--	--	--	--	--	--	--	--	--
Turbidity	*	NTU	1.86	0.88	4.71	0.68	5.74	2.84	0.71	0.73	3.66	1.11	0.5	1.43	1.09	0.59	4.2	1.01	4.8	3.45	1.36	4.10	3.98	9.97	48.4	--	--	--	--	--	--	--	--	--	--	--	--	--
Monitored Natural Attenuation Parameters																																					
Carbon Dioxide	*	µg/L	--	--	--	--	--	253	410	443	467	170	220	3,200 B	2,600 B	2,400	780 JB	1,400	2,500	1,200	4,200	< 1,000	< 1,000	--	--	--	--	--	--	--	--	--	--	--	--	--	--	--
Iron	*	mg/L	--	--	--	--	--	--	--	--	--	--	--	--	--	--	--	--	--	--	--	--	--	--	--	3.72	2.5	1.2	0.05 U	0.11	0.17	6.7 N	--	--	0.14	0.27	1.2	0.61
Iron, as Ferrous (Fe+2)	*	mg/L	--	--	--	--	--	< 1.00	< 0.100	<0.100	<0.100	< 0.10 HF	< 0.10 HF	< 0.025 HF	< 0.025 HF	< 0.076 JHF	< 0.10 HF	< 0.10 HF	< 0.10 HF	< 0.10 HF	< 0.10	< 0.10	< 0.10	< 0.1	--	--	--	--	--	--	--	--	--	--	--	--	--	--
Manganese, Total	*	mg/L	--	--	--	--	--	--	--	--	--	--	--	--	--	--	--	--	--	--	--	--	--	--	--	0.416	0.3	0.15	0.11	0.16	0.16	0.24	--	--	0.21	0.18	0.22	0.21
Manganese, Dissolved	*	mg/L	--	--	--	--	--	--	--	--	--	--	--	--	--	--	--	--	--	--	--	--	--	--	--	--	--	--	--	--	--	--	--	--	--	--	--	--
Methane	*	µg/L	--	--	--	--	--	< 4	< 4	<4	11	0.95	5.5	0.52 J	8.1	2.1	< 0.19	1.3	3.2	1.4	0.59	2.3	2.6	6.6	--	--	--	--	--	--	--	--	--	--	--	--	--	--
Nitrate	*	mg/L	--	--	--	--	--	< 0.25	< 0.25	<0.25	<0.25	< 0.25	< 0.25	< 0.075	< 0.075	< 0.36	13	< 1.1	< 1.1	0.22	< 0.50	< 0.25	< 0.25	< 0.25	--	--	--	--	--	--	--	--	--	--	--	--	--	--
Nitrogen	*	mg/L	--	--	--	--	--	--	--	--	--	--	--	1.1	--	--	--	--	--	--	--	--	--	--	--	--	--	--	--	--	--	--	--	--	--	--	--	--
Nitrogen, ammonia (as N)	*	mg/L	--	--	--	--	--	--	--	--	--	--	--	--	--	--	--	--	--	--	--	--	--	--	--	--	--	--	--	--	--	--	--	--	--	--	--	--
Oxygen	*	mg/L	--	--	--	--	--	8.96 H	7.79 H	7.10 H	6.22 H	5.2	5.8	--	1.3	1.4	1.4	1.4	1.0	1.1	0.77	3.2	3.3	5.7	--	--	--	--	--	--	--	--	--	--	--	--	--	--
Sulfate	*	mg/L	--	--	--	--	--	78	140	140	140	120	120	120	140	130	39	120	120	120	100	120	72	68	--	--	--	--	--	--	--	--	--	--	--	--	--	--
Sulfide	*	mg/L	--	--	--	--	--	--	--	--	--	--	--	--	--	--	--	--	--	--	--	--	--	--	--	--	--	--	--	--	--	--	--	--	--	--	--	--
Volatile Organic Compounds																																					
Acetone	4,000	µg/L	< 50	< 50	< 50	< 50	< 50	< 50	< 50	< 50	< 50	< 100	< 100	< 5.0	< 5.0	< 5.0	< 100	< 100	< 100	< 100	< 100	< 50	< 50	< 50	50 U	**47**	25 U	25 U	25 U	25 U	25 U	25 U	--	--	25 U	25 U	25 U	25 U
Benzene	5	µg/L	< 5.0	< 5.0	< 5.0	< 5.0	< 5.0	< 5.0	< 5.0	< 5.0	< 5.0	< 5.0	< 5.0	< 0.25	< 0.25	< 0.25	< 5.0	< 5.0	< 5.0	< 5.0	< 5.0	< 5.0	< 5	< 5	5 U	1.0 U	1.0 U	1.0 U	1.0 U	1.0 U	1.0 U	1.0 U	1.0 U	**2.8**	1.0 U	**0.18 J**	1.0 U	1.0 U
Carbon Disulfide	4,000	µg/L	< 5.0	< 5.0	< 5.0	< 5.0	< 5.0	< 5.0	< 5.0	< 5.0	< 5.0	< 5.0	< 5.0	< 0.60	< 0.60	< 0.60	< 5.0	< 5.0	< 5.0	< 5.0	< 5.0	< 5.0	< 5	< 5	5 U	1.0 U	1.0 U	1.0 U	1.0 U	**1.0**	1.0 U	1.0 U	--	--	1.0 U	1.0 U	1.0 U	1.0 U
Ethylbenzene	700	µg/L	< 5.0	< 5.0	< 5.0	< 5.0	< 5.0	< 5.0	< 5.0	< 5.0	< 5.0	< 5.0	< 5.0	< 0.11	< 0.11	< 0.11	**0.17 J**	< 5.0	< 5.0	< 5.0	< 5.0	< 5.0	< 5	< 5	5 U	1.0 U	1.0 U	1.0 U	1.0 U	1.0 U	1.0 U	1.0 U	1.0 U	1.0 U	1.0 U	**0.37 J**	1.0 U	1.0 U
Methylene Chloride	5	µg/L	< 5.0	< 5.0	< 5.0	< 5.0	< 5.0	< 5.0	< 5.0	< 5.0	< 5.0	< 5.0	< 5.0	< 1.0	< 1.0	< 1.0	< 5.0	< 5.0	< 5.0	< 5.0	< 5.0	< 5.0	< 5	< 5	5 U	5.0 U	5.0 U	5.0 U	5.0 U	5.0 U	5.0 U	**0.44 J**	5.0 U	5.0 U	5.0 U	5.0 U	5.0 U	5.0 U
Toluene	1,000	µg/L	< 5.0	< 5.0	< 5.0	< 5.0	< 5.0	< 5.0	< 5.0	< 5.0	< 5.0	< 5.0	< 5.0	< 0.33	< 0.33	**0.89 J**	< 5.0	< 5.0	< 5.0	< 5.0	< 5.0	< 5.0	< 5	< 5	5 U	1.0 U	1.0 U	1.0 U	1.0 U	1.0 U	1.0 U	1.0 U	1.0 U	1.0 U	1.0 U	1.0 U	1.0 U	1.0 U
Trichloroethylene	5	µg/L	< 5.0	< 5.0	< 5.0	< 5.0	< 5.0	< 5.0	< 5.0	< 5.0	< 5.0	< 5.0	< 5.0	< 0.13	< 0.13	< 0.13	< 5.0	< 5.0	< 5.0	< 5.0	< 5.0	< 5.0	< 5	< 5	5 U	1.0 U	1.0 U	1.0 U	1.0 U	1.0 U	1.0 U	1.0 U	1.0 U	1.0 U	1.0 U	1.0 U	1.0 U	1.0 U
Xylenes, total	2,000	µg/L	< 5.0	< 5.0	< 5.0	< 5.0	< 5.0	< 5.0	< 5.0	< 5.0	< 5.0	< 5.0	< 5.0	< 0.20	< 0.20	< 0.20	< 5.0	< 5.0	< 5.0	< 5.0	< 5.0	< 5.0	< 5	< 5	5 U	2.0 U	2.0 U	2.0 U	2.0 U	2.0 U	2.0 U	2.0 U	--	--	2.0 U	2.0 U	2.0 U	2.0 U
Semivolatile Organic Compounds																																					
2-Methylnaphthalene	*	µg/L	--	--	--	--	--	--	--	--	--	--	--	--	--	--	--	--	--	--	--	--	--	--	--	0.2 U	0.2 U	0.2 U	0.2 U	10 U	10 U	10 U	--	--	10 U	10 U	10 U	10 U
Acenaphthene	2,000	µg/L	< 0.5	< 0.5	< 0.5	< 0.5	< 0.5	< 0.50	< 0.50	< 0.50	< 0.50	<0.21	< 0.19	< 0.11	< 0.10	< 0.11	< 0.19	< 0.19	< 0.19	< 0.19	< 0.19	< 10	< 10	< 10	--	0.2 U	0.2 U	0.2 U	0.2 U	10 U	10 U	10 U	10 U	**16**	10 U	10 U	10 U	10 U
Acenaphthylene	10	µg/L	< 1.0	< 1.0	< 1.0	< 1.0	< 1.0	< 1.0	< 1.0	< 1.0	< 1.0	<0.21	< 0.19	< 0.11	< 0.10	< 0.11	< 0.19	< 0.19	< 0.19	< 0.19	< 0.19	< 10	< 10	< 10	--	0.2 U	0.2 U	0.2 U	0.2 U	10 U	10 U	10 U	10 U	10 U	10 U	10 U	10 U	10 U
Anthracene	10	µg/L	< 0.05	< 0.05	< 0.05	< 0.05	< 0.05	< 0.050	**0.082**	< 0.050	< 0.050	<0.21	< 0.19	< 0.11	< 0.10	< 0.11	< 0.19	< 0.19	< 0.19	< 0.19	< 0.19	< 10	< 10	< 10	--	0.2 U	0.2 U	0.2 U	0.2 U	10 U	10 U	10 U	10 U	10 U	10 U	10 U	10 U	10 U
Benz(a)anthracene	0.1	µg/L	< 0.05	< 0.05	< 0.05	< 0.05	< 0.05	< 0.050	**0.074**	< 0.050	< 0.050	<0.21	< 0.19	< 0.11	< 0.10	< 0.11	< 0.19	< 0.19	< 0.19	< 0.19	< 0.19	< 0.050	< 0.05	< 0.05	--	0.2 U	0.2 U	**0.6**	0.2 U	10 U	10 U	10 U	10 U	10 U	10 U	10 U	10 U	10 U
Benzo(a)pyrene	0.2	µg/L	< 0.05	< 0.05	< 0.05	< 0.05	< 0.05	< 0.050	**0.065**	< 0.050	< 0.050	<0.21	< 0.19	< 0.11	< 0.10	< 0.11	< 0.19	< 0.19	< 0.19	< 0.19	< 0.19	< 0.050	< 0.05	< 0.05	--	0.2 U	0.2 U	**0.68**	0.2 U	10 U	10 U	10 U	10 U	10 U	10 U	10 U	10 U	10 U
Benzo(b)fluoranthene	0.2	µg/L	< 0.1	< 0.1	< 0.1	< 0.1	< 0.1	< 0.10	< 0.10	< 0.10	< 0.10	<0.21	< 0.19	< 0.11	< 0.10	< 0.11	< 0.19	< 0.19	< 0.19	< 0.19	< 0.19	< 0.10	< 0.1	< 0.1	--	0.2 U	0.2 U	**0.66**	0.2 U	10 U	10 U	10 U	10 U	10 U	10 U	10 U	10 U	10 U
Benzo(g,h,i)perylene	10	µg/L	< 0.1	< 0.1	< 0.1	< 0.1	< 0.1	< 0.10	< 0.10	< 0.10	< 0.10	<0.21	< 0.19	< 0.11	< 0.10	< 0.11	< 0.19	< 0.19	< 0.19	< 0.19	< 0.19	< 10	< 10	< 10	--	0.2 U	0.2 U	**0.58**	0.2 U	10 U	10 U	10 U	**0.7 J**	10 U	10 U	10 U	10 U	10 U
Benzo(k)fluoranthene	10	µg/L	< 0.05	< 0.05	< 0.05	< 0.05	< 0.05	< 0.050	**0.065**	< 0.050	< 0.050	<0.21	< 0.19	< 0.11	< 0.10	< 0.11	< 0.19	< 0.19	< 0.19	< 0.19	< 0.19	< 10	< 10	< 10	--	0.2 U	0.2 U	**0.5**	0.2 U	10 U	10 U	10 U	10 U	10 U	10 U	10 U	10 U	10 U
Chrysene	0.2	µg/L	< 0.05	< 0.05	< 0.05	< 0.05	< 0.05	< 0.050	**0.067**	< 0.050	< 0.050	<0.21	< 0.19	< 0.049	< 0.045	< 0.048	< 0.19	< 0.19	< 0.19	< 0.19	< 0.19	< 0.050	< 0.05	< 0.05	--	0.2 U	0.2 U	**0.62**	0.2 U	10 U	10 U	10 U	10 U	10 U	10 U	10 U	10 U	10 U
Dibenzo(a,h)anthracene	0.3	µg/L	< 0.1	< 0.1	< 0.1	< 0.1	< 0.1	< 0.10	< 0.10	< 0.10	< 0.10	<0.21	< 0.19	< 0.11	< 0.10	< 0.11	< 0.19	< 0.19	< 0.19	< 0.19	< 0.19	< 0.10	< 0.1	< 0.1	--	0.2 U	0.2 U	0.2 U	0.2 U	10 U	10 U	10 U	10 U	10 U	10 U	10 U	10 U	10 U
Dibenzofuran	1	µg/L	--	--	--	--	--	--	--	--	--	--	--	--	--	--	--	--	--	--	--	--	--	--	--	0.2 U	0.2 U	0.2 U	0.2 U	10 U	10 U	10 U	--	--	10 U	10 U	10 U	10 U
Fluoranthene	1,000	µg/L	< 0.1	< 0.1	< 0.1	< 0.1	< 0.1	< 0.10	< 0.10	< 0.10	< 0.10	<0.21	< 0.19	< 0.11	< 0.10	< 0.11	< 0.19	< 0.19	< 0.19	< 0.19	< 0.19	< 10	< 10	< 10	--	0.2 U	0.2 U	**0.94**	0.2 U	10 U	10 U	10 U	10 U	10 U	10 U	10 U	10 U	10 U
Fluorene	1,000	µg/L	< 0.1	< 0.1	< 0.1	< 0.1	< 0.1	< 0.10	< 0.10	< 0.10	< 0.10	<0.21	< 0.19	< 0.11	< 0.10	< 0.11	< 0.19	< 0.19	< 0.19	< 0.19	< 0.19	< 10	< 10	< 10	--	0.2 U	0.2 U	0.2 U	0.2 U	10 U	10 U	10 U	10 U	**1.6 J**	10 U	10 U	10 U	10 U
Indeno(1,2,3-cd)pyrene	0.4	µg/L	< 0.05	< 0.05	< 0.05	< 0.05	< 0.05	< 0.050	**0.064**	< 0.050	< 0.050	<0.21	< 0.19	< 0.11	< 0.10	< 0.11	< 0.19	< 0.19	< 0.19	< 0.19	< 0.19	< 0.050	< 0.05	< 0.05	--	0.2 U	0.2 U	**0.56**	0.2 U	10 U	10 U	10 U	10 U	10 U	10 U	10 U	10 U	10 U
Naphthalene	20	µg/L	< 0.5	< 0.5	< 0.5	< 0.5	< 0.5	**3.3**	< 0.50	**0.55**	**1.1**	<0.21	< 0.19	< 0.11	< 0.10	**0.17 J**	**0.75**	< 0.19	< 0.19	< 0.19	**0.33**	< 10	< 10	< 10	--	0.2 U	0.2 U	**0.26**	0.2 U	10 U	10 U	10 U	10 U	**24**	10 U	10 U	10 U	10 U
Phenanthrene	10	µg/L	< 0.05	< 0.05	< 0.05	< 0.05	< 0.05	< 0.50	**0.083**	< 0.050	< 0.050	<0.21	< 0.19	< 0.11	< 0.10	< 0.11	< 0.19	< 0.19	< 0.19	< 0.19	< 0.19	< 10	< 10	< 10	--	0.2 U	0.2 U	**0.36**	0.2 U	10 U	10 U	10 U	10 U	**0.99 J**	10 U	10 U	10 U	10 U
Pyrene	1,000	µg/L	< 0.05	< 0.05	< 0.05	< 0.05	< 0.05	< 0.050	**0.084**	< 0.050	< 0.050	<0.21	< 0.19	< 0.11	< 0.10	< 0.11	< 0.19	< 0.19	< 0.19	< 0.19	< 0.19	< 10	< 10	< 10	--	0.2 U	0.2 U	**1.2**	0.2 U	10 U	10 U	10 U	10 U	10 U	10 U	10 U	10 U	10 U
Inorganic Compounds																																					
Aluminum (fume or dust)	*	mg/L	--	--	--	--	--	--	--	--	--	--	--	--	--	--	--	--	--	--	--	--	--	--	--	**2.44**	**4.1**	**1.8**	0.2 U	**0.3**	**0.15 B**	**15**	--	--	**0.15 B**	**0.32**	**2.3 N**	**1.0 N**
Antimony	0.01	mg/L	< 0.006	< 0.006	< 0.006	< 0.006	< 0.02	< 0.0200	< 0.0200	< 0.0200	< 0.0200	< 0.020	< 0.020	< 0.0053	< 0.0053	< 0.0053	< 0.020	< 0.020	< 0.020	< 0.020	< 0.020	< 0.0200	< 0.02	< 0.02	--	0.006 U	0.02 U	0.02 U	0.02 U	0.02 U	0.02 U	0.02 U	--	--	0.02 U	0.02 U	0.02 U	0.02 U
Arsenic	0.05	mg/L	< 0.05	< 0.05	< 0.05	< 0.05	< 0.05	< 0.0500	< 0.0500	< 0.0500	< 0.0500	< 0.020	< 0.020	< 0.0046	< 0.0046	< 0.0046	< 0.020	< 0.020	< 0.020	< 0.010	< 0.010	<0.0500	< 0.05	< 0.05	--	0.01 U	0.01 U	0.01 U	0.01 U	0.01 U	0.01 U	0.01 U	--	--	0.01 U	0.01 U	0.01 U	0.01 U
Barium	2	mg/L	**0.147**	**0.139**	**0.162**	**0.136**	**0.118**	**0.0678**	**0.141**	**0.140**	**0.174**	**0.15**	**0.19**	**0.16**	**0.20**	**0.19**	**0.24**	**0.23**	**0.26**	**0.28**	**0.31**	**0.331**	**0.306**	**0.178**	--	**0.31**	**0.15**	**0.078**	**0.058**	**0.06**	**0.059**	**0.23**	--	--	**0.048**	**0.042**	**0.088**	**0.069**
Beryllium	0.004	mg/L	< 0.004	< 0.004	< 0.004	< 0.004	< 0.01	< 0.0100	< 0.0100	< 0.0100	< 0.0100	< 0.0040	< 0.0040	< 0.00020	< 0.00020	**0.00030 J**	< 0.0040	< 0.0040	< 0.0040	< 0.0040	< 0.0040	< 0.0100	< 0.010	< 0.010	--	0.004 U	0.004 U	0.004 U	0.004 U	0.004 U	0.004 U	**0.00061 B**	--	--	0.004 U	0.004 U	0.004 U	0.004 U
Cadmium	0.005	mg/L	< 0.005	< 0.005	< 0.005	< 0.005	< 0.005	< 0.0050	< 0.0050	< 0.0050	< 0.0050	< 0.0050	< 0.0050	< 0.0020	< 0.0020	< 0.0020	< 0.0050	< 0.0050	< 0.0050	< 0.0050	< 0.0050	< 0.0050	< 0.005	< 0.005	--	0.005 U	0.005 U	0.005 U	0.005 U	0.005 U	0.005 U	0.005 U	--	--	0.005 U	**0.00082 B**	0.005 U	0.005 U
Calcium metal	*	mg/L	--	--	--	--	--	--	--	--	--	--	--	--	--	--	--	--	--	--	--	--	--	--	--	**9.66**	**9.1**	**8.2**	**8.6**	**7.8**	**8.1**	**8.9**	--	--	**8.3**	**7.9**	**9.6**	**9.2**
Chromium	0.1	mg/L	< 0.01	< 0.01	< 0.01	< 0.01	< 0.01	< 0.0100	< 0.0100	< 0.0100	< 0.0100	< 0.010	< 0.010	< 0.0012	< 0.0012	< 0.0012	< 0.010	< 0.010	< 0.010	< 0.010	< 0.010	< 0.0100	< 0.010	< 0.010	--	0.01 U	0.01 U	0.01 U	0.01 U	0.01 U	0.01 U	**0.02**	--	--	0.01 U	0.01 U	**0.0021 B**	0.01 U
Cobalt	*	mg/L	--	--	--	--	--	--	--	--	--	--	--	--	--	--	--	--	--	--	--	--	--	--	--	0.01 U	0.01 U	0.01 U	0.01 U	0.01 U	0.01 U	**0.0027 B**	--	--	0.01 U	0.01 U	0.01 U	0.01 U
Copper	1.3	mg/L	< 0.01	< 0.01	< 0.01	< 0.01	< 0.01	< 0.0100	< 0.0100	< 0.0100	< 0.0100	< 0.020	< 0.020	< 0.0019	< 0.0019	**0.0030 JB**	< 0.020	< 0.020	< 0.020	< 0.020	< 0.020	< 0.0100	< 0.010	< 0.010	--	0.02 U	0.02 U	0.02 U	0.02 U	0.02 U	**0.0045 B**	**0.017 B**	--	--	0.02 U	**0.0011 B**	**0.0041 B**	**0.0035 B**
Cyanide	0.2	mg/L	< 0.01	< 0.01	< 0.01	< 0.01	< 0.01	< 0.010	< 0.010	< 0.010	**0.012**	< 0.010	< 0.010	< 0.0050	< 0.0050	< 0.0050	< 0.010	**0.011**	< 0.010	< 0.010	**0.0089 J**	< 0.010	< 0.010	< 0.010	--	0.01 U	0.01 U	0.01 U	0.01 U	0.015 U	0.01 U	0.01 U	--	--	0.01 U	0.01 U	0.01 U	0.01 U
Lead	0.015	mg/L	< 0.01	< 0.01	< 0.01	< 0.01	< 0.01	< 0.0100	< 0.0100	< 0.0100	< 0.0100	< 0.010	< 0.010	< 0.0040	< 0.0040	< 0.0040	< 0.010	< 0.010	< 0.010	< 0.0050	< 0.0050	< 0.0100	< 0.010	< 0.010	--	0.005 U	**0.021**	**0.018**	0.005 U	0.005 U	0.005 U	**0.009**	--	--	0.005 U	0.005 U	**0.0016 B**	0.005 U
Magnesium	*	mg/L	--	--	--	--	--	--	--	--	--	--	--	--	--	--	--	--	--	--	--	--	--	--	--	**6.47**	**6.8**	**5.9**	**6**	**6.5**	**6**	**7**	--	--	**6.1**	**5.6**	**6.9**	**6.6**
Mercury	0.002	mg/L	< 0.0002	< 0.0002	< 0.0002	< 0.0002	< 0.0002	< 0.00020	< 0.00020	< 0.00020	< 0.00020	< 0.00020	< 0.00020	< 0.000091	< 0.000091	< 0.000091	< 0.00020	< 0.00020	< 0.00020	< 0.00020	< 0.00020	< 0.00020	< 0.0002	< 0.0002	--	0.0002 U	0.0002 U	0.0002 U	0.0002 U	0.0002 U	0.0002 U	0.0002 U	--	--	0.0002 U	0.0002 U	0.00020 U	0.00020 U
Nickel	0.1	mg/L	< 0.02	< 0.02	< 0.02	< 0.02	< 0.02	< 0.0200	< 0.0200	< 0.0200	< 0.0200	< 0.040	< 0.040	< 0.0023	**0.0040 J**	< 0.0023	< 0.040	< 0.040	< 0.040	< 0.040	**0.0017 J**	< 0.0200	< 0.02	< 0.02	--	0.04 U	0.04 U	0.04 U	0.04 U	0.04 U	0.04 U	**0.0083 B**	--	--	0.04 U	0.04 U	0.04 U	0.04 U
Potassium	*	mg/L	--	--	--	--	--	--	--	--	--	--	--	--	--	--	--	--	--	--	--	--	--	--	--	**2.51**	**2.6**	**2.3**	**2.1**	**2**	**2.2**	**2.8**	--	--	**2.1**	**2.0**	**2.2**	**2.1**
Selenium	0.05	mg/L	< 0.02	< 0.02	< 0.02	< 0.02	< 0.02	< 0.0200	< 0.0200	< 0.0200	< 0.0200	< 0.020	< 0.020	< 0.0064	< 0.0064	< 0.0064	< 0.020	< 0.020	< 0.020	< 0.010	< 0.010	< 0.0200	< 0.02	< 0.02	--	0.01 U	0.01 U	0.01 U	0.01 U	0.01 U	0.01 U	**0.0056 B**	--	--	0.01 U	0.01 U	0.01 U	0.01 U
Sodium	*	mg/L	--	--	--	--	--	--	--	--	--	--	--	--	--	--	--	--	--	--	--	--	--	--	--	**21.8**	**20**	**17**	**17**	**18**	**18**	**17**	--	--	**18**	**17**	**20**	**19**
Thallium	0.002	mg/L	< 0.002	< 0.002	< 0.002	< 0.002	< 0.02	< 0.0200	< 0.0200	< 0.0200	< 0.0200	< 0.0010	< 0.0010	< 0.00025	< 0.00025	< 0.00025	< 0.0010	< 0.0010	< 0.0010	< 0.0010	< 0.0010	< 1.00	< 1.00	< 1	--	0.001 U	0.002 U	0.002 U	0.001 U	0.002 U	0.002 U	0.002 UWN	--	--	0.002 U	0.002 U	0.002 U	0.002 U
Vanadium (fume or dust)	0.2	mg/L	< 0.01	< 0.01	< 0.01	< 0.01	< 0.01	< 0.0100	< 0.0100	< 0.0100	< 0.0100	< 0.010	< 0.010	**0.0029 J**	< 0.0024	< 0.0024	< 0.010	< 0.010	< 0.010	**0.0039 J**	**0.0039 J**	< 0.0100	< 0.010	< 0.010	--	0.01 U	**0.021**	0.01 U	0.01 U	0.01 U	**0.0026 B**	**0.053**	--	--	**0.0025 B**	0.01 U	**0.0045 B**	**0.0029 B**
Zinc	2	mg/L	< 0.02	< 0.02	**0.0281**	< 0.02	< 0.02	< 0.0200	< 0.0200	< 0.0200	**0.0233**	0.020	0.020	< 0.0087	**0.011 J**	< 0.0087	**0.015 J**	<0.020	**0.057**	**0.036**	**0.014 J**	**0.0228**	< 0.02	< 0.02	--	**0.0232**	**0.056**	**0.05**	**0.039**	**0.06**	**0.033**	**0.035**	--	--	**0.041**	**0.012 B**	**0.013 B**	**0.011 B**

Notes:
* - Not a HSRA regulated compound
ISCO - *in-situ* chemical oxidation

Data Qualifier Defintions:
-- - Not analyzed
B (Inorganics) - Estimated analyte concentration
D - Analyte concentration reported from secondary dilution
DB - Analyte concentration reported from secondary dilution; analyte detected in method blank
H - Holding time exceeded for sample
J - Estimated analyte concentration
JB (Organic) - Estimated analyte concentration; analyte detected in method blank
Bold = Exceeds the laboratory detection limit
Bold and shaded - Analyte concentration exceeds the Type 1 RRS
JM (Organic) - Estimated analyte concentration; spike sample recovery outside control limits
M (Organic) - Spike sample recovery outside control limits
N - Spike sample recovery outside of control limits
R - Sample data results rejected due to deficiencies in the ability to meet quality control standards
RRS - Risk Reduction Standard
< - Analyte not detected at referenced detection limit
UJ - Analyte not detected; low method bias and/or matrix interference
UN - Analyte not detected; spiked sample recovery outside of control limits
UR - Analyte not detected; data rejected
UWN - Analyte not detected; post digestion spike and spike sample recovery outside control limits

JM (Organic) - Estimated analyte concentration; spike sample recovery outside control limits
M (Organic) - Spike sample recovery outside control limits
N - Spike sample recovery outside of control limits
R - Sample data results rejected due to deficiencies in the ability to meet quality control standards
RRS - Risk Reduction Standard
<, U - Analyte not detected at referenced detection limit
UJ - Analyte not detected; low method bias and/or matrix interference
UN - Analyte not detected; spiked sample recovery outside of control limits
UR - Analyte not detected; data rejected
UWN - Analyte not detected; post digestion spike and spike sample recovery outside control limits

Appendix E-1
Summary of Historical Groundwater Sampling Data - Alluvium, Galliard, and Saprolite Monitoring Wells
January 2001 through July 2017
Atlanta Gas Light Company
Former Manufactured Gas Plant Site
Augusta, Georgia

Chemical Name	Type 1 Risk Reduction Standard	Location ID	MW-408S																															
		Sample Date	7/26/2017	1/26/2017	7/28/2016	1/21/2016	7/29/2015	1/15/2015	7/16/2014	1/9/2014	7/10/2013	1/8/2013	7/25/2012	1/18/2012	7/5/2011	1/20/2011	7/14/2010	1/12/2010	01/09 DUP	1/21/2009	7/16/2008	1/8/2008	7/10/2007	7/13/2006	7/06 DUP	1/15/2006	01/06 DUP	7/20/2005	2/7/2005	7/13/2004	1/24/2004	7/19/2003	1/16/2003	7/11/2002
		Unit	Post-ISCO																									Pre-ISCO						
Field Parameters																																		
Conductivity	*	mS/cm	0.95	1.165	1.522	1.071	1517	1.6	1.541	1.241	1.299	1.059	0.797	0.662	1.509	1.51	1.492	1.676	1.214	0.3	1.235	1.210	0.991	1.112	1.112	--	--	--	--	--	--	--	--	--
Dissolved Oxygen (YSI)	*	mg/L	0.08	0.24	0.1	0.18	0.95	0.71	0.12	0.23	1.14	0.51	0.51	0.43	0.19	6.67	5.75	0.73	0.3	6.51	0.49	0.30	1.18	0.3	0.3	--	--	--	--	--	--	--	--	--
Oxidation Reduction Potential	*	mV	-107.3	-105.5	-90	-93.2	-125.2	-153.6	-119.4	-121.7	9.5	-97.5	-76.9	-40.0	-106.9	-105.1	-106.4	-83.7	-106	-106	-125.7	-103.4	-95.3	-104.4	-104.4	--	--	--	--	--	--	--	--	--
pH	*	SU	6.65	6.77	6.73	6.62	6.37	7.36	6.46	6.92	6.83	6.62	6.64	6.19	6.32	1.321	6.41	7.48	6.51	1.214	6.44	6.49	6.60	6.58	6.58	--	--	--	--	--	--	--	--	--
Temperature	*	Celsius	25.42	20.52	23.88	20.03	26	11.8	22.64	18.55	24.01	17.52	26.40	19.97	23.54	18.65	23.94	20.21	18.13	18.13	23.87	20.65	22.57	23.37	23.37	--	--	--	--	--	--	--	--	--
Turbidity	*	NTU	6.97	3.07	2.82	2.17	9.64	22.1	9.92	3.72	1.11	1.72	2.84	8.8	9.62	14.0	102.8	1.28	3	3	6.24	1.80	7.28	4.33	4.33	--	--	--	--	--	--	--	--	--
Monitored Natural Attenuation Parameters																																		
Carbon Dioxide	*	µg/L	--	--	--	--	--	--	--	--	--	--	--	--	--	--	--	--	--	--	--	--	--	--	--	--	--	--	--	--	--	--	--	--
Iron	*	mg/L	--	--	--	--	--	--	--	--	--	--	--	--	--	--	--	--	--	--	--	--	--	--	--	19.8	19.6	18.3	98	22	32	19	35	28
Iron, as Ferrous (Fe+2)	*	mg/L	--	--	--	--	--	--	--	--	--	--	--	--	--	--	--	--	--	--	--	--	--	--	--	--	--	--	--	--	--	--	--	--
Manganese, Total	*	mg/L	--	--	--	--	--	--	--	--	--	--	--	--	--	--	--	--	--	--	--	--	--	--	--	0.711	0.606	0.638	1.6	0.62	0.66	0.52	0.70	0.72
Manganese, Dissolved	*	mg/L	--	--	--	--	--	--	--	--	--	--	--	--	--	--	--	--	--	--	--	--	--	--	--	--	--	--	--	--	--	--	--	--
Methane	*	µg/L	--	--	--	--	--	--	--	--	--	--	--	--	--	--	--	--	--	--	--	--	--	--	--	--	--	--	--	--	--	--	--	--
Nitrate	*	mg/L	--	--	--	--	--	--	--	--	--	--	--	--	--	--	--	--	--	--	--	--	--	--	--	--	--	--	--	--	--	--	--	--
Nitrogen	*	mg/L	--	--	--	--	--	--	--	--	--	--	--	--	--	--	--	--	--	--	--	--	--	--	--	--	--	--	--	--	--	--	--	--
Nitrogen, ammonia (as N)	*	mg/L	--	--	--	--	--	--	--	--	--	--	--	--	--	--	--	--	--	--	--	--	--	--	--	--	--	--	--	--	--	--	--	--
Oxygen	*	mg/L	--	--	--	--	--	--	--	--	--	--	--	--	--	--	--	--	--	--	--	--	--	--	--	--	--	--	--	--	--	--	--	--
Sulfate	*	mg/L	--	--	--	--	--	--	--	--	--	--	--	--	--	--	--	--	--	--	--	--	--	--	--	--	--	--	--	--	--	--	--	--
Sulfide	*	mg/L	--	--	--	--	--	--	--	--	--	--	--	--	--	--	--	--	--	--	--	--	--	--	--	--	--	--	--	--	--	--	--	--
Volatile Organic Compounds																																		
Acetone	4,000	µg/L	< 50	< 50	< 50	< 50	< 50	< 50	< 50	< 50	< 50	< 100	< 100	< 5.0	**5.9 J**	< 5.0	**14 J**	< 100	< 100	< 100	< 100	< 50	< 50	50 R	50 R	0.2 U	0.2 U	0.2 U	0.2 U	0.2 U	0.2 U	10 U	10 U	10 U
Benzene	5	µg/L	< 5.0	< 5.0	< 5.0	< 5.0	< 5.0	< 5.0	< 5.0	< 5.0	< 5.0	< 5.0	< 5.0	< 0.25	< 0.25	< 0.25	< 5.0	< 5.0	< 5.0	< 5.0	< 5.0	< 5.0	< 5.0	5 U	5 U	10 U	10 U	25 U	25 U	25 U	25 U	25 U	25 U	25 U
Carbon Disulfide	4,000	µg/L	< 5.0	< 5.0	< 5.0	< 5.0	< 5.0	< 5.0	< 5.0	< 5.0	< 5.0	< 5.0	< 5.0	< 0.60	< 0.60	< 0.60	< 5.0	< 5.0	< 5.0	< 5.0	< 5.0	< 5.0	< 5.0	5 U	5 U	10 U	10 U	10 U	10 U	10 U	10 U	10 U	10 U	10 U
Ethylbenzene	700	µg/L	< 5.0	< 5.0	< 5.0	< 5.0	< 5.0	< 5.0	< 5.0	< 5.0	< 5.0	< 5.0	< 5.0	**0.13 J**	< 0.11	< 0.11	< 5.0	< 5.0	< 5.0	< 5.0	< 5.0	< 5.0	< 5.0	5 U	5 U	10 U	10 U	5.0 U	5.0 U	5.0 U	5.0 U	5.0 U	5.0 U	**0.45 J**
Methylene Chloride	5	µg/L	< 5.0	< 5.0	< 5.0	< 5.0	< 5.0	< 5.0	< 5.0	< 5.0	< 5.0	< 5.0	< 5.0	< 1.0	**3.4 J B**	< 1.0	< 5.0	< 5.0	< 5.0	< 5.0	< 5.0	< 5.0	< 5.0	5 U	5 U	10 U	10 U	10 U	10 U	10 U	10 U	10 U	10 U	10 U
Toluene	1,000	µg/L	< 5.0	< 5.0	< 5.0	< 5.0	< 5.0	< 5.0	< 5.0	< 5.0	< 5.0	< 5.0	< 5.0	< 0.33	< 0.33	**0.90 J**	< 5.0	< 5.0	< 5.0	< 5.0	< 5.0	< 5.0	< 5.0	5 U	5 U	10 U	10 U	10 U	10 U	10 U	10 U	10 U	10 U	10 U
Trichloroethylene	5	µg/L	< 5.0	< 5.0	< 5.0	< 5.0	< 5.0	< 5.0	< 5.0	< 5.0	< 5.0	< 5.0	< 5.0	< 0.13	< 0.13	< 0.13	< 5.0	< 5.0	< 5.0	< 5.0	< 5.0	< 5.0	< 5.0	5 U	5 U	10 U	10 U	10 U	10 U	10 U	10 U	10 U	10 U	10 U
Xylenes, total	2,000	µg/L	< 5.0	< 5.0	< 5.0	< 5.0	< 5.0	< 5.0	< 5.0	< 5.0	< 5.0	< 5.0	< 5.0	**3.6 J**	< 0.20	< 0.20	< 5.0	< 5.0	< 5.0	< 5.0	< 5.0	< 5.0	< 5.0	5 U	5 U	10 U	10 U	10 U	10 U	10 U	10 U	10 U	10 U	10 U
Semivolatile Organic Compounds																																		
Acenaphthene	2,000	µg/L	< 0.5	< 0.5	< 0.5	< 0.5	< 0.5	< 0.50	< 0.50	< 0.50	< 0.50	< 0.19	< 0.19	**65**	< 0.10	< 0.096	< 0.19	< 0.19	**0.089 J**	**0.086 J**	< 0.19	< 10	< 10	10 U	10 U	0.2 U	0.2 U	0.2 U	0.2 U	0.2 U	0.2 U	10 U	10 U	10 U
Acenaphthylene	10	µg/L	< 1.0	< 1.0	< 1.0	< 1.0	< 1.0	< 1.0	< 1.0	< 1.0	< 1.0	< 0.19	< 0.19	< 0.11	< 0.10	< 0.096	< 0.19	< 0.19	**0.031 J**	**0.031 J**	< 0.19	< 10	< 10	10 U	10 U	0.2 U	0.2 U	0.2 U	0.2 U	0.2 U	0.2 U	10 U	10 U	10 U
Anthracene	10	µg/L	< 0.05	< 0.05	< 0.05	< 0.05	< 0.05	< 0.050	**0.051**	< 0.050	< 0.050	< 0.19	< 0.19	**0.90**	< 0.10	< 0.096	< 0.19	< 0.19	< 0.19	< 0.19	< 0.19	< 10	< 10	10 U	10 U	0.2 U	0.2 U	0.2 U	0.2 U	0.2 U	0.2 U	10 U	10 U	10 U
Benz(a)anthracene	0.1	µg/L	< 0.05	< 0.05	< 0.05	< 0.05	< 0.05	< 0.050	< 0.050	< 0.050	**0.050**	< 0.19	< 0.19	< 0.11	< 0.10	< 0.096	< 0.19	< 0.19	< 0.19	< 0.19	< 0.19	<0.050	<0.050	0.05 U	0.05 U	0.2 U	0.2 U	0.2 U	0.2 U	0.2 U	0.2 U	10 U	10 U	10 U
Benzo(a)pyrene	0.2	µg/L	< 0.05	< 0.05	< 0.05	< 0.05	< 0.05	< 0.050	< 0.050	< 0.050	**0.055**	< 0.19	< 0.19	< 0.11	< 0.10	< 0.096	< 0.19	< 0.19	< 0.19	< 0.19	< 0.19	<0.050	<0.050	0.05 U	0.05 U	0.2 U	0.2 U	0.2 U	0.2 U	0.2 U	0.2 U	10 U	10 U	10 U
Benzo(b)fluoranthene	0.2	µg/L	< 0.1	< 0.1	< 0.1	< 0.1	< 0.1	< 0.10	< 0.10	< 0.10	< 0.10	< 0.19	< 0.19	< 0.11	< 0.10	< 0.096	< 0.19	< 0.19	< 0.19	< 0.19	< 0.19	<0.10	<0.10	0.1 U	0.1 U	0.2 U	0.2 U	0.2 U	0.2 U	0.2 U	0.2 U	10 U	10 U	10 U
Benzo(g,h,i)perylene	10	µg/L	< 0.1	< 0.1	< 0.1	< 0.1	< 0.1	< 0.10	< 0.10	< 0.10	< 0.10	< 0.19	< 0.19	< 0.11	< 0.10	< 0.096	< 0.19	< 0.19	< 0.19	< 0.19	< 0.19	< 10	< 10	10 U	10 U	0.2 U	0.2 U	0.2 U	0.2 U	0.2 U	0.2 U	10 U	10 U	10 U
Benzo(k)fluoranthene	10	µg/L	< 0.05	< 0.05	< 0.05	< 0.05	< 0.05	< 0.050	< 0.050	< 0.050	**0.057**	< 0.19	< 0.19	< 0.11	< 0.10	< 0.096	< 0.19	< 0.19	< 0.19	< 0.19	< 0.19	< 10	< 10	10 U	10 U	0.2 U	0.2 U	0.2 U	0.2 U	0.2 U	0.2 U	10 U	10 U	10 U
Chrysene	0.2	µg/L	< 0.05	< 0.05	< 0.05	< 0.05	< 0.05	< 0.050	< 0.050	< 0.050	< 0.050	< 0.19	< 0.19	< 0.048	< 0.046	< 0.043	< 0.19	< 0.19	< 0.19	< 0.19	< 0.19	<0.050	<0.050	0.05 U	0.05 U	0.2 U	0.2 U	0.2 U	0.2 U	0.2 U	0.2 U	10 U	10 U	10 U
Dibenzo(a,h)anthracene	0.3	µg/L	< 0.1	< 0.1	< 0.1	< 0.1	< 0.1	< 0.10	< 0.10	< 0.10	< 0.10	< 0.19	< 0.19	< 0.11	< 0.10	< 0.096	< 0.19	< 0.19	< 0.19	< 0.19	< 0.19	<0.10	<0.10	0.1 U	0.1 U	0.2 U	0.2 U	0.2 U	0.2 U	0.2 U	0.2 U	10 U	10 U	10 U
Dibenzofuran	1	µg/L	< 0.1	--	--	--	--	--	--	--	--	--	--	--	--	--	--	--	--	--	--	--	--	--	--	0.2 U	0.2 U	0.2 U	0.2 U	0.2 U	0.2 U	10 U	10 U	10 U
Fluoranthene	1,000	µg/L	< 0.1	< 0.1	< 0.1	< 0.1	< 0.1	**0.26**	< 0.10	< 0.10	< 0.10	< 0.19	< 0.19	**0.30**	< 0.10	< 0.096	< 0.19	< 0.19	< 0.19	< 0.19	< 0.19	< 10	< 10	10 U	10 U	1.0 U	0.2 U	0.2 U	0.2 U	0.2 U	0.2 U	10 U	10 U	10 U
Fluorene	1,000	µg/L	< 0.1	< 0.1	< 0.1	< 0.1	< 0.1	**0.40**	< 0.10	< 0.10	< 0.10	< 0.19	< 0.19	**3.3**	< 0.10	< 0.096	< 0.19	< 0.19	< 0.19	< 0.19	< 0.19	< 10	< 10	10 U	10 U	0.2 U	0.2 U	0.2 U	0.2 U	0.2 U	0.2 U	10 U	10 U	10 U
Indeno(1,2,3-cd)pyrene	0.4	µg/L	< 0.05	< 0.05	< 0.05	< 0.05	< 0.05	< 0.050	< 0.050	< 0.050	**0.059**	< 0.19	< 0.19	< 0.11	< 0.10	< 0.096	< 0.19	< 0.19	< 0.19	< 0.19	< 0.19	<0.050	<0.050	0.05 U	0.05 U	0.2 U	0.2 U	0.2 U	0.2 U	0.2 U	0.2 U	10 U	10 U	10 U
Naphthalene	20	µg/L	< 0.5	< 0.5	< 0.5 UJ	< 0.5	**1.2**	< 0.50	**44**	< 0.50	< 0.50	< 0.19	**3.6**	**0.59**	< 0.10	**0.12 J**	< 0.19	**0.35**	**1.4**	**1.3**	< 0.19	< 10	< 10	10 U	10 U	0.2 U	0.2 U	0.2 U	0.2 U	0.2 U	0.2 U	10 U	10 U	10 U
Phenanthrene	10	µg/L	< 0.05	< 0.05	< 0.05	< 0.05	< 0.05	<0.050	**0.088**	< 0.050	< 0.050	< 0.19	< 0.19	**5.8**	< 0.10	< 0.096 *	< 0.19	< 0.19	< 0.19	< 0.19	< 0.19	< 10	< 10	10 U	10 U	0.2 U	0.2 U	0.2 U	0.2 U	0.2 U	0.2 U	10 U	10 U	10 U
Pyrene	1,000	µg/L	< 0.05	< 0.05	< 0.05	< 0.05	< 0.05	**0.096**	< 0.050	< 0.050	< 0.050	< 0.19	< 0.19	**0.23**	< 0.10	< 0.096	< 0.19	< 0.19	< 0.19	< 0.19	< 0.19	< 10	< 10	10 U	10 U	0.2 U	0.2 U	0.2 U	0.2 U	0.2 U	0.2 U	10 U	10 U	10 U
Inorganic Compounds																																		
Aluminum (fume or dust)	*	mg/L	--	--	--	--	--	--	--	--	--	--	--	--	--	--	--	--	--	--	--	--	--	--	--	**2.29**	**2.2**	**1.1**	**120**	**3.8**	**12**	**0.7**	**12**	**0.032 B**
Antimony	0.01	mg/L	< 0.006	< 0.006	< 0.006	< 0.006	< 0.02	< 0.0200	< 0.0200	< 0.0200	< 0.0200	< 0.020	< 0.020	< 0.0053	< 0.0053	< 0.0053	< 0.020	< 0.020	< 0.020	< 0.020	< 0.020	< 0.0200	< 0.020	0.02 U	0.02 U	0.01 U	0.01 U	0.006 U	0.02 U	0.006 U	0.02 U	0.02 U	0.020 U	0.02 U
Arsenic	0.05	mg/L	**0.111**	**0.148**	< 0.05	**0.253**	< 0.05	**0.222**	**0.143**	**0.210**	< 0.0500	**0.39**	**0.21**	< 0.0046	**0.031**	**0.018 J**	**0.017 JB**	**0.22**	**0.043**	**0.043**	**0.041**	**0.0509**	**0.0439**	**0.126**	**0.123**	**0.0697**	**0.0723**	**0.142**	**0.069**	**0.056**	**0.058**	**0.02**	**0.079**	**0.044**
Barium	2	mg/L	**0.311**	**0.33**	**0.645**	**0.517**	**0.599**	**0.444**	**0.451**	**0.289**	**0.201**	**0.38**	**0.45**	**0.54**	**0.62**	**0.60**	**0.55**	**0.58**	**0.45**	**0.44**	**0.35**	**0.341**	**0.302**	**0.447**	**0.438**	**0.467**	**0.453**	**0.397**	**1.7**	**0.56**	**0.58**	**0.44**	**0.72**	**0.58**
Beryllium	0.004	mg/L	< 0.004	< 0.004	< 0.004	< 0.004	< 0.01	< 0.0100	< 0.0100	< 0.0100	< 0.0100	< 0.0040	< 0.0040	< 0.00020	< 0.00020	**0.00030 JB**	< 0.0040	< 0.0040	< 0.0040	< 0.0040	< 0.0040	< 0.0100	< 0.010	0.01 U	0.01 U	0.005 U	0.005 U	0.004 U	**0.0054**	0.004 U	0.004 U	0.004 U	**0.00073 B**	0.004 U
Cadmium	0.005	mg/L	< 0.005	< 0.005	< 0.005	< 0.005	< 0.005	< 0.0050	< 0.0050	< 0.0050	< 0.0050	< 0.0050	< 0.0050	< 0.0020	< 0.0020	< 0.0020	< 0.0050	< 0.0050	< 0.0050	< 0.0050	< 0.0050	< 0.0050	< 0.0050	0.005 U	0.005 U	0.002 U	0.002 U	0.005 U	0.005 U	0.005 U	0.005 U	0.005 U	0.0050 U	0.005 U
Calcium metal	*	mg/L	--	--	--	--	--	--	--	--	--	--	--	--	--	--	--	--	--	--	--	--	--	--	--	**71.7**	**75.6**	**89.2**	**89**	**79**	**80**	**78**	**88**	**79**
Chromium	0.1	mg/L	< 0.01	< 0.01	< 0.01	< 0.01	< 0.01	< 0.0100	< 0.0100	< 0.0100	< 0.0100	< 0.010	< 0.010	< 0.0012	< 0.0012	**0.0015 J**	**0.0012 J**	< 0.010	< 0.010	< 0.010	< 0.010	< 0.0100	< 0.010	0.01 U	0.01 U	0.005 U	0.005 U	0.01 U	**0.14**	0.01 U	**0.013**	0.01 U	**0.013**	0.01 U
Cobalt	*	mg/L	--	--	--	--	--	--	--	--	--	--	--	--	--	--	--	--	--	--	--	--	--	--	--	0.007 U	0.007 U	0.01 U	**0.035**	0.01 U	0.01 U	0.01 U	**0.0032 B**	0.01 U
Copper	1.3	mg/L	< 0.01	< 0.01	< 0.01	< 0.01	< 0.01	< 0.0100	< 0.0100	< 0.0100	< 0.0100	< 0.020	< 0.020	< 0.0019	< 0.0019	**0.0028 JB**	< 0.020	< 0.020	< 0.020	< 0.020	< 0.020	< 0.0100	< 0.010	0.01 U	0.01 U	0.025 U	0.025 U	0.02 U	**0.11**	0.02 U	0.02 U	0.02 U	**0.014 B**	**0.0011 B**
Cyanide	0.2	mg/L	< 0.01	< 0.01	< 0.01	< 0.01	< 0.01	< 0.010	< 0.010	< 0.010	< 0.010	< 0.010	< 0.010	< 0.0050	**0.013**	< 0.0050	< 0.010	< 0.010	< 0.010	< 0.010	**0.0051 J**	< 0.010	< 0.010	0.01 U	0.01 U	--	--	0.01 U	0.01 U	0.01 U	0.01 U	0.015 U	0.010 U	0.01 U
Lead	0.015	mg/L	< 0.01	< 0.01	< 0.01	< 0.01	< 0.01	< 0.0100	< 0.0100	< 0.0100	< 0.0100	< 0.010	< 0.010	< 0.0040	< 0.0040	< 0.0040	< 0.010	< 0.010	< 0.0050	< 0.0050	< 0.0050	< 0.0100	< 0.010	0.01 U	0.01 U	**0.0041**	**0.0057**	0.005 U	**0.23**	**0.0063**	**0.034**	0.005 U	**0.032**	0.005 U
Magnesium	*	mg/L	--	--	--	--	--	--	--	--	--	--	--	--	--	--	--	--	--	--	--	--	--	--	--	**71.9**	**78**	**77.5**	**89**	**82**	**83**	**79**	**97**	**91**
Mercury	0.002	mg/L	< 0.0002	< 0.0002	< 0.0002	< 0.0002	< 0.0002	< 0.00020	< 0.00020	< 0.00020	< 0.00020	< 0.00020	< 0.00020	< 0.000091	< 0.000091	< 0.000091	< 0.00020	< 0.00020	< 0.00020	< 0.00020	< 0.00020	< 0.00020	< 0.00020	0.0002 U	0.0002 U	0.0002 U	0.0002 U	0.0002 U	**0.0013**	0.0002 U	0.0002 U	0.0002 U	**0.00016 B**	0.0002 U
Nickel	0.1	mg/L	< 0.02	< 0.02	< 0.02	< 0.02	< 0.02	< 0.0200	< 0.0200	< 0.0200	< 0.0200	< 0.040	< 0.040	**0.0025 J**	< 0.0023	< 0.0023	< 0.040	< 0.040	< 0.040	< 0.040	< 0.040	< 0.0200	< 0.020	0.02 U	0.02 U	0.04 U	0.04 U	0.04 U	**0.051**	0.04 U	0.04 U	0.04 U	**0.0058 B**	0.04 U
Potassium	*	mg/L	--	--	--	--	--	--	--	--	--	--	--	--	--	--	--	--	--	--	--	--	--	--	--	**22.8**	**23.3**	**20.5**	**27**	**25**	**26**	**29**	**28**	**27**
Selenium	0.05	mg/L	< 0.02	< 0.02	< 0.02	< 0.02	< 0.02	< 0.0200	< 0.0200	< 0.0200	< 0.0200	< 0.020	< 0.020	< 0.0064	< 0.0064	< 0.0064	< 0.010	< 0.010	< 0.010	< 0.010	< 0.010	< 0.0200	< 0.020	0.02 U	0.02 U	0.005 U	0.005 U	0.01 U	0.01 U	0.01 U	0.01 U	**0.01**	0.010 U	0.01 U
Sodium	*	mg/L	--	--	--	--	--	--	--	--	--	--	--	--	--	--	--	--	--	--	--	--	--	--	--	**69.5**	**70.5**	**59.1**	**60**	**86**	**86**	**70**	**100**	**100**
Thallium	0.002	mg/L	< 0.002	< 0.002	< 0.002	< 0.002	< 0.02	< 0.0200	< 0.0200	< 0.0200	< 0.0200	< 0.0010	< 0.0010	< 0.00025	< 0.00025	< 0.00025	< 0.0010	< 0.0010	< 0.0010	< 0.0010	< 0.0010	< 1.00	< 1.00	0.001 U	0.001 U	0.001 U	0.001 U	0.001 U	0.002 U	0.001 U	0.001 U	0.002 U	0.0020 UWN	0.004 UN
Vanadium (fume or dust)	0.2	mg/L	< 0.01	< 0.01	< 0.01	< 0.01	< 0.01	< 0.0100	< 0.0100	< 0.0100	< 0.0100	< 0.010	< 0.010	< 0.0024	< 0.0024	< 0.0024	< 0.010	< 0.010	< 0.010	< 0.010	< 0.010	0.01 U	0.01 U	**0.0075**	**0.0088**	0.01 U	**0.22**	**0.012**	**0.025**	0.01 U	**0.026**	**0.0034 B**	--	--
Zinc	2	mg/L	< 0.02	< 0.02	< 0.02	< 0.02	< 0.02	< 0.0200	< 0.0200	< 0.0200	< 0.0200	< 0.020	< 0.020	**0.069**	< 0.0087	< 0.0087	< 0.020	< 0.020	< 0.020	< 0.020	< 0.020	0.02 U	0.02 U	0.002 U	0.002 U	0.002 U	0.002 U	0.002 U	0.002 U	0.002 U	0.002 U	0.002 U	--	--

Notes:
* - Not a HSRA regulated compound
ISCO - *in-situ* chemical oxidation

Data Qualifier Defintions:
-- - Not analyzed
B (Inorganics) - Estimated analyte concentration
D - Analyte concentration reported from secondary dilution
DB - Analyte concentration reported from secondary dilution; analyte detected in method blank
H - Holding time exceeded for sample
J - Estimated analyte concentration
JB (Organic) - Estimated analyte concentration; analyte detected in method blank
Bold = Exceeds the laboratory detection limit
Bold and shaded - Analyte concentration exceeds the Type 1 RRS
JM (Organic) - Estimated analyte concentration; spike sample recovery outside control limits
M (Organic) - Spike sample recovery outside control limits
N - Spike sample recovery outside of control limits
R - Sample data results rejected due to deficiencies in the ability to meet quality control standards
RRS - Risk Reduction Standard
< - Analyte not detected at referenced detection limit
UJ - Analyte not detected; low method bias and/or matrix interference
UN - Analyte not detected; spiked sample recovery outside of control limits
UR - Analyte not detected; data rejected
UWN - Analyte not detected; post digestion spike and spike sample recovery outside control limits

JM (Organic) - Estimated analyte concentration; spike sample recovery outside control limits
M (Organic) - Spike sample recovery outside control limits
N - Spike sample recovery outside of control limits
R - Sample data results rejected due to deficiencies in the ability to meet quality control standards
RRS - Risk Reduction Standard
<, U - Analyte not detected at referenced detection limit
UJ - Analyte not detected; low method bias and/or matrix interference
UN - Analyte not detected; spiked sample recovery outside of control limits
UR - Analyte not detected; data rejected
UWN - Analyte not detected; post digestion spike and spike sample recovery outside control limits

Appendix E-1
Summary of Historical Groundwater Sampling Data - Alluvium, Galliard, and Saprolite Monitoring Wells
January 2001 through July 2017
Atlanta Gas Light Company
Former Manufactured Gas Plant Site
Augusta, Georgia

Chemical Name	Type 1 Risk Reduction Standard	Location ID	MW-408D																							
		Sample Date	7/14/2010	1/5/2010	7/22/2009	1/15/2009	7/16/2008	1/8/2008	7/10/2007	2/13/2007	2/07 DUP	7/13/2006	7/06 DUP	1/15/2006	7/20/2005	2/7/2005	7/13/2004	1/24/2004	7/19/2003	1/16/2003	7/12/2002	1/15/2002	1/15/2002	7/17/2001	1/17/2001	1/01 DUP
		Unit	Post-ISCO												Pre-ISCO											
Field Parameters																										
Conductivity	*	mS/cm	0.784	0.640	0.841	0.230	0.838	0.928	0.785	0.822	0.822	0.718	0.718	--	--	--	--	--	--	--	--	--	--	--	--	--
Dissolved Oxygen (YSI)	*	mg/L	2.61	2.07	2.11	6.26	0.37	0.31	0.68	0.52	0.52	0.7	0.7	--	--	--	--	--	--	--	--	--	--	--	--	--
Oxidation Reduction Potential	*	mV	-65.2	-19.3	-60.6	-74.2	-67	-89.8	-70.3	-71.4	-71.4	-65.8	-65.8	--	--	--	--	--	--	--	--	--	--	--	--	--
pH	*	SU	6.48	5.94	6.49	0.772	6.33	6.47	6.42	6.59	6.59	6.41	6.41	--	--	--	--	--	--	--	--	--	--	--	--	--
Temperature	*	Celsius	24.1	16.76	25.75	18.39	23.05	19.70	21.75	19.19	19.19	22.77	22.77	--	--	--	--	--	--	--	--	--	--	--	--	--
Turbidity	*	NTU	21.7	8.91	4.81	8.3	9.68	1.35	6.25	1.63	1.63	3.13	3.13	--	--	--	--	--	--	--	--	--	--	--	--	--
Monitored Natural Attenuation Parameters																										
Carbon Dioxide	*	µg/L	660 JB	540	590 *	510	580	< 1,000	< 1,000	--	--	410	420	--	--	--	--	--	--	--	--	--	--	--	--	--
Iron	*	mg/L	--	--	--	--	--	--	--	--	--	37.9	36.1	38.2	36.2	36	35	33	35	37	54	57 N	58 N	45	41	40
Iron, as Ferrous (Fe+2)	*	mg/L	15 HF	26 HF	25 HF	13 HF	26	39.6	38.7	36.5	37.4	36.8	37	--	--	--	--	--	--	--	--	--	--	--	--	--
Manganese, Total	*	mg/L	--	--	--	--	--	--	--	--	--	4.42	4.36	4.4	4.15	4.5	4.7	4.7	4.2	4.8	4.6	4.8	4.8	4.4	4.8	4.8
Manganese, Dissolved	*	mg/L	--	--	--	--	--	--	--	--	--	3.65 J	3.58 J	--	--	--	--	--	--	--	--	--	--	--	--	--
Methane	*	µg/L	1,600	1,900	2,200	2,200	600	2,100	2,000	2,000	1,800	1,700	1,700	--	--	--	--	--	--	--	--	--	--	--	--	--
Nitrate	*	mg/L	< 1.1	< 1.1	< 1.1	< 0.050	< 0.50	< 0.25	< 0.25	< 0.25	< 0.25	0.25 U	0.25 U	--	--	--	--	--	--	--	--	--	--	--	--	--
Nitrogen	*	mg/L	--	--	--	--	--	--	--	--	--	18	18	--	--	--	--	--	--	--	--	--	--	--	--	--
Nitrogen, ammonia (as N)	*	mg/L	--	--	--	--	--	--	--	--	--	0.74	0.74	--	--	--	--	--	--	--	--	--	--	--	--	--
Oxygen	*	mg/L	1.3	1.3	1.1	1.3	1.6	2.1	1.9	1.5	2.6	1.2	1.1	--	--	--	--	--	--	--	--	--	--	--	--	--
Sulfate	*	mg/L	< 5.0	< 5.0	< 5.0	< 5.0	< 5.0	< 1.0	< 1.0	< 1	< 1	1 U	1 U	--	--	--	--	--	--	--	--	--	--	--	--	--
Sulfide	*	mg/L	--	--	--	--	--	--	--	--	--	2 U	2 U	--	--	--	--	--	--	--	--	--	--	--	--	--
Volatile Organic Compounds																										
Acetone	4,000	µg/L	**8.1 J**	< 100	< 100	< 100	< 100	< 50	< 50	< 50 R	< 50	50 R	50 R	10 U	25 U	25 U	25 U	25 U	25 U	25 U	25 U	25 U	25 U	25 U	25 U	25 U
Benzene	5	µg/L	< 5.0	< 5.0	< 5.0	**0.47 J**	< 5.0	< 5.0	< 5	< 5	< 5	5 U	5 U	**1.8**	**4.2**	**13**	**2.3**	**1.9**	**3.0**	**2.4**	**2.8**	**4.6**	**4.0**	**6.2**	**2.3**	**2.4**
Carbon Disulfide	4,000	µg/L	< 5.0	< 5.0	< 5.0	< 5.0	< 5.0	< 5.0	< 5	< 5	< 5	5 U	5 U	1.0 U	1.0 U	1.0 U	1.0 U	1.0 U	1.0 U	1.0 U	1.0 U	1.0 U	1.0 U	1.0 U	1.0 U	1.0 U
Methylene Chloride	5	µg/L	< 5.0	< 5.0	< 5.0	< 5.0	< 5.0	< 5.0	< 5	< 5 J	< 5	5 U	5 U	1.0 U	5.0 U	5.0 U	5.0 U	5.0 U	5.0 U	5.0 U	5.0 U	5.0 U	5.0 U	5.0 U	**0.48 JB**	**0.54 JB**
Ethylbenzene	700	µg/L	< 5.0	< 5.0	< 5.0	< 5.0	< 5.0	< 5.0	< 5	< 5	< 5	5 U	5 U	1.0 U	1.0 U	**8.6**	1.0 U	1.0 U	1.0 U	**0.2 J**	**2.7**	**9.3**	**8.3**	**12**	**1.1**	**1.7**
Toluene	1,000	µg/L	< 5.0	< 5.0	< 5.0	< 5.0	< 5.0	< 5.0	< 5	< 5	< 5	5 U	5 U	1.0 U	1.0 U	**1.1**	1.0 U	1.0 U	1.0 U	1.0 U	1.0 U	1.0 U	1.0 U	**3.9**	**0.32 J**	**0.35 J**
Trichloroethylene	5	µg/L	< 5.0	< 5.0	< 5.0	< 5.0	< 5.0	< 5.0	< 5	< 5	< 5	5 U	5 U	1.0 U	1.0 U	1.0 U	1.0 U	1.0 U	1.0 U	1.0 U	1.0 U	1.0 U	1.0 U	1.0 U	1.0 U	1.0 U
Xylenes, total	2,000	µg/L	**8.8**	**11**	**8.2**	**12**	**8.4**	**9.3**	< 5	**8.1**	**8.3**	5 U	5 U	**4.7**	**7.7**	**14**	**7.0**	**6.8**	**13**	**8.9**	**18**	**34**	**32**	**36**	**6.3**	**6.9**
Semivolatile Organic Compounds																										
2-Methylnaphthalene	*	µg/L	--	--	--	--	--	--	--	--	--	--	--	**26**	**27**	**36**	**26**	**26**	**30**	**37**	**12**	**60**	**59**	**38**	**25**	**24**
Acenaphthene	2,000	µg/L	**58**	**80**	**79**	**48**	**43**	**54**	**52**	**52**	**54**	**40**	**43**	**41**	**25**	**25**	**46**	**31**	**30**	**34**	**37**	**44**	**45**	**33**	**41**	**38**
Acenaphthylene	10	µg/L	**0.66**	< 1.9	< 0.21	< 3.8	< 0.19	< 10	< 10	< 10	< 10	10 U	10 U	2.0 U	2.0 U	0.8 U	1.0 U	2.0 U	10 U	10 U	10 U	**0.61 J**	10 U	**10**	10 U	10 U
Anthracene	10	µg/L	**1.6**	**2.4**	**2.8**	**1.5 J**	**2**	< 10	< 10	< 10	< 10	10 U	10 U	**1.7**	**1.1**	**0.84**	**1.3**	**1.2**	10 U	**1.2 J**	**0.97 J**	**0.96 J**	**1.4 J**	**0.79 J**	**1.2 J**	**1.4 J**
Benz(a)anthracene	0.1	µg/L	< 0.20	< 1.9	< 0.21	< 3.8	**0.053 J**	< 0.050	< 0.05	< 0.05	< 0.05	0.05 U	0.05 U	2.0 U	2.0 U	0.8 U	1.0 U	2.0 U	10 U	10 U	10 U	10 U	10 U	10 U	10 U	10 U
Benzo(a)pyrene	0.2	µg/L	< 0.20	< 1.9	< 0.21	< 3.8	**0.037 J**	< 0.050	< 0.05	< 0.05	< 0.05	0.05 U	0.05 U	2.0 U	2.0 U	0.8 U	1.0 U	2.0 U	10 U	10 U	10 U	10 U	10 U	10 U	10 U	10 U
Benzo(b)fluoranthene	0.2	µg/L	< 0.20	< 1.9	< 0.21	< 3.8	**0.1**	< 0.10	< 0.1	< 0.1	< 0.1	0.1 U	0.1 U	2.0 U	2.0 U	0.8 U	1.0 U	2.0 U	10 U	10 U	10 U	10 U	10 U	10 U	10 U	10 U
Benzo(g,h,i)perylene	10	µg/L	< 0.20	< 1.9	< 0.21	< 3.8	< 0.19	< 10	< 10	< 10	< 10	10 U	10 U	2.0 U	2.0 U	0.8 U	1.0 U	2.0 U	10 U	10 U	10 U	10 U	10 U	10 U	10 U	10 U
Benzo(k)fluoranthene	10	µg/L	< 0.20	< 1.9	< 0.21	< 3.8	< 0.19	< 10	< 10	< 10	< 10	10 U	10 U	2.0 U	2.0 U	0.8 U	1.0 U	2.0 U	10 U	10 U	10 U	10 U	10 U	10 U	10 U	10 U
Chrysene	0.2	µg/L	< 0.20	< 1.9	< 0.21	< 3.8	**0.064 J**	< 0.050	< 0.05	< 0.05	< 0.05	0.05 U	0.05 U	2.0 U	2.0 U	0.8 U	1.0 U	2.0 U	10 U	10 U	10 U	10 U	10 U	10 U	10 U	10 U
Dibenzo(a,h)anthracene	0.3	µg/L	< 0.20	< 1.9	< 0.21	< 3.8	< 0.19	< 0.10	< 0.1	< 0.1	< 0.1	0.1 U	0.1 U	2.0 U	2.0 U	0.8 U	1.0 U	2.0 U	10 U	10 U	10 U	10 U	10 U	10 U	10 U	10 U
Dibenzofuran	1	µg/L	--	--	--	--	--	--	--	--	--	--	--	**1.5**	**1.1**	0.8 U	1.0 U	**1.4**	10 U	**1.6 J**	**1.9 J**	**2.1 J**	**2.3 J**	**1.6 J**	**2.0 J**	**2.0 J**
Fluoranthene	1,000	µg/L	**0.57**	< 1.9	**0.82**	**0.44 J**	**0.72**	< 10	< 10	< 10	< 10	10 U	10 U	**0.57**	**0.37**	0.8 U	1.0 U	**0.4**	10 U	**0.41 J**	10 U	10 U	10 U	10 U	10 U	10 U
Fluorene	1,000	µg/L	**11**	**16**	**16**	**10**	**11**	**11**	**11**	**11**	**11**	10 U	10 U	**9.0**	**6.0**	**5.4**	**8.9**	**7.7**	10 U	**7.0 J**	**7.7 J**	**8.8 J**	**9.6 J**	**6.1 J**	**8.3 J**	**7.6 J**
Indeno(1,2,3-cd)pyrene	0.4	µg/L	< 0.20	< 1.9	< 0.21	< 3.8	**0.023 J**	< 0.050	< 0.05	< 0.05	< 0.05	0.05 U	0.05 U	2.0 U	2.0 U	0.8 U	1.0 U	2.0 U	10 U	10 U	10 U	10 U	10 U	10 U	10 U	10 U
Naphthalene	20	µg/L	**0.34**	< 1.9	< 0.21	**1.1 JB**	**0.31**	< 10	< 10	< 10	< 10	10 U	10 U	**1.0**	**7.3**	**52**	**1.7**	**4.2**	**15**	**15**	10 U	**41**	**39**	**33**	**5.8 J**	**5.4 J**
Phenanthrene	10	µg/L	**12**	**15**	**17**	**9.6**	**11**	**11**	**12**	**11**	**12**	10 U	10 U	**9.5**	**6.2**	**5**	**9.3**	**6.6**	10 U	**6.9 J**	**4.3 J**	**5.8 J**	**7.4 J**	**5.2 J**	**8.1 J**	**8.3 J**
Pyrene	1,000	µg/L	**0.5**	< 1.9	**0.84**	**0.52 J**	**0.64**	< 10	< 10	< 10	< 10	10 U	10 U	**0.56**	**0.36**	0.8 U	1.0 U	**0.37**	10 U	10 U	**0.57 J**	10 U	10 U	10 U	10 U	10 U
Inorganic Compounds																										
Aluminum (fume or dust)	*	mg/L	--	--	--	--	--	--	--	--	--	--	--	0.2 U	0.2 U	0.2 U	0.2 U	**0.32**	0.2 U	**0.056 B**	**10**	**11 N**	**11 N**	**4.9 N**	**1.6**	**1.1**
Antimony	0.01	mg/L	< 0.020	< 0.020	< 0.020	< 0.020	< 0.020	< 0.0200	< 0.02	< 0.02	< 0.02	0.02 U	0.02 U	0.01 U	0.006 U	0.02 U	0.006 U	0.02 U	0.02 U	0.020 U	0.02 U	0.020 U	0.020 U	0.02 U	**0.0062 B**	**0.0066 B**
Arsenic	0.05	mg/L	< 0.020	< 0.020	< 0.020	< 0.010	< 0.010	<0.0500	< 0.05	< 0.05	< 0.05	0.05 U	0.05 U	0.01 U	0.01 U	0.01 U	0.01 U	0.01 U	0.01 U	0.010 U	0.01 U	0.010 U	0.010 U	**0.0037 B**	0.01 U	0.01 U
Barium	2	mg/L	**0.64**	**0.62**	**0.64**	**0.66**	**0.63**	**0.627**	**0.628**	**0.667**	**0.671**	**0.696**	**0.687**	**0.684**	**0.628**	**0.7**	**0.74**	**0.72**	**0.6**	**0.72**	**0.72**	**0.76**	**0.77**	**0.68**	**0.69**	**0.7**
Beryllium	0.004	mg/L	**0.00023 J**	< 0.0040	< 0.0040	< 0.0040	< 0.0040	< 0.0100	< 0.010	< 0.010	< 0.010	0.01 U	0.01 U	0.005 U	0.004 U	0.004 U	0.004 U	0.004 U	0.004 U	0.0040 U	0.004 U	0.0040 U	0.0040 U	0.004 U	**0.0023 B**	**0.0017 B**
Cadmium	0.005	mg/L	< 0.0050	< 0.0050	< 0.0050	< 0.0050	< 0.0050	< 0.0050	< 0.005	< 0.005	< 0.005	0.005 U	0.005 U	0.002 U	0.005 U	0.005 U	0.005 U	0.005 U	0.005 U	0.0050 U	0.005 U	0.0050 U	0.0050 U	0.005 U	0.005 U	0.005 U
Calcium metal	*	mg/L	--	--	--	--	--	--	--	--	--	--	--	**55.2**	**54.1**	**53**	**56**	**61**	**50**	**56**	**53**	**52**	**53**	**50**	**53**	**52**
Chromium	0.1	mg/L	**0.0021 J**	< 0.010	< 0.010	**0.0013 J**	< 0.010	< 0.0100	< 0.010	< 0.010	< 0.010	0.01 U	0.01 U	0.005 U	0.01 U	0.01 U	0.01 U	0.01 U	0.01 U	0.010 U	**0.0035 B**	**0.0041 B**	**0.0038 B**	0.01 U	0.01 U	0.01 U
Cobalt	*	mg/L	--	--	--	--	--	--	--	--	-	--	--	0.007 U	0.01 U	0.01 U	0.01 U	0.01 U	0.01 U	**0.0056 B**	**0.013**	**0.013**	**0.013**	**0.0089 B**	**0.0053 B**	**0.005 B**
Copper	1.3	mg/L	**0.0033 J**	< 0.020	< 0.020	< 0.020	< 0.020	< 0.0100	< 0.010	< 0.010	< 0.010	0.01 U	0.01 U	0.025 U	0.02 U	0.02 U	0.02 U	0.02 U	0.02 U	0.020 U	**0.018 B**	**0.020 B**	**0.020**	**0.0076 B**	0.02 U	**0.0014 B**
Cyanide	0.2	mg/L	< 0.010	< 0.010	< 0.010	< 0.010	< 0.010	< 0.010	**0.017**	< 0.002	< 0.002	0.01 U	0.01 U	0.01 U	0.01 U	0.01 U	0.01 U	0.01 U	0.015 U	0.010 U	0.01 U	0.010 U	0.010 U	0.01 U	0.01 U	0.01 U
Lead	0.015	mg/L	< 0.010	< 0.010	< 0.010	< 0.0050	< 0.0050	< 0.0100	< 0.010	< 0.010	< 0.010	0.01 U	0.01 U	0.003 U	0.005 U	0.005 U	0.005 U	0.005 U	0.005 U	0.0050 U	**0.0026 B**	**0.0046 B**	**0.0046 B**	0.005 U	**0.0031 B**	**0.0028 B**
Magnesium	*	mg/L	--	--	--	--	--	--	--	--	--	--	--	**31.5**	**29.2**	**29**	**30**	**32**	**27**	**31**	**33**	**33**	**34**	**30**	**28**	**28**
Mercury	0.002	mg/L	< 0.00020	< 0.00020	< 0.00020	< 0.00020	< 0.00020	< 0.00020	< 0.0002	< 0.0002	< 0.0002	0.0002 U	0.0002 U	0.0002 U	0.0002 U	0.0002 U	0.0002 U	0.0002 U	0.0002 U	0.00020 U	0.0002 U	0.00020 U	0.00020 U	0.0002 U	0.00020 U	0.00020 U
Nickel	0.1	mg/L	< 0.040	< 0.040	< 0.040	**0.0018 J**	**0.0017 J**	< 0.0200	< 0.02	< 0.02	< 0.02	0.02 U	0.02 U	0.04 U	0.04 U	0.04 U	0.04 U	0.04 U	0.04 U	0.040 U	**0.0069 B**	**0.0069 B**	**0.0076 B**	0.04 U	0.04 U	0.04 U
Potassium	*	mg/L	--	--	--	--	--	--	--	--	--	--	--	5 U	**3.64**	**4.8**	**4**	**6.5**	**3.8**	**5.0**	**4.1**	**4.0**	**3.9**	**3.7**	**4.2**	**4.2**
Selenium	0.05	mg/L	< 0.020	< 0.020	< 0.020	< 0.010	< 0.010	< 0.0200	< 0.02	< 0.02	< 0.02	0.02 U	0.02 U	0.005 U	0.01 U	0.01 U	0.01 U	0.01 U	0.01 U	0.010 U	0.01 U	0.010 U	0.010 U	0.01 U	0.01 U	0.01 U
Sodium	*	mg/L	--	--	--	--	--	--	--	--	--	--	--	**23**	**23.5**	**22**	**23**	**24**	**22**	**22**	**21**	**22**	**22**	**21**	**21**	**21**
Thallium	0.002	mg/L	< 0.0010	< 0.0010	< 0.0010	< 0.0010	< 0.0010	< 1.00	< 1.00	< 1	< 1	0.001 U	0.001 U	0.001 U	0.001 U	0.002 U	0.001 U	0.001 U	0.002 U	0.0020 UWN	0.002 UWN	0.0020 U	0.0020 U	0.002 UN	0.002 UW	0.002 U
Vanadium (fume or dust)	0.2	mg/L	**0.0097 J**	< 0.010	< 0.010	< 0.010	< 0.010	< 0.0100	< 0.010	< 0.010	< 0.010	0.01 U	0.01 U	0.007 U	0.01 U	0.01 U	0.01 U	0.01 U	0.01 U	0.010 U	**0.045**	**0.050**	**0.052**	**0.022**	**0.0072 B**	**0.0059 B**
Zinc	2	mg/L	**0.013 J**	< 0.020	< 0.020	< 0.020	< 0.020	< 0.0200	< 0.02	< 0.02	< 0.02	**0.0224**	0.02 U	0.02 U	0.02 U	0.02 U	0.02 U	0.02 U	**0.03**	0.020 U	**0.052**	**0.075**	**0.066**	**0.031**	**0.011 B**	**0.0082 B**

Notes:
* - Not a HSRA regulated compound
ISCO - *in-situ* chemical oxidation

Data Qualifier Defintions:
-- - Not analyzed
B (Inorganics) - Estimated analyte concentration
D - Analyte concentration reported from secondary dilution
DB - Analyte concentration reported from secondary dilution; analyte detected in method blank
H - Holding time exceeded for sample
J - Estimated analyte concentration
JB (Organic) - Estimated analyte concentration; analyte detected in method blank
Bold = Exceeds the laboratory detection limit
Bold and shaded - Analyte concentration exceeds the Type 1 RRS
JM (Organic) - Estimated analyte concentration; spike sample recovery outside control limits
M (Organic) - Spike sample recovery outside control limits
N - Spike sample recovery outside of control limits
R - Sample data results rejected due to deficiencies in the ability to meet quality control standards
RRS - Risk Reduction Standard
< - Analyte not detected at referenced detection limit
UJ - Analyte not detected; low method bias and/or matrix interference
UN - Analyte not detected; spiked sample recovery outside of control limits
UR - Analyte not detected; data rejected
UWN - Analyte not detected; post digestion spike and spike sample recovery outside control limits

Appendix E-1
Summary of Historical Groundwater Sampling Data - Alluvium, Galliard, and Saprolite Monitoring Wells
January 2001 through July 2017
Atlanta Gas Light Company
Former Manufactured Gas Plant Site
Augusta, Georgia

Chemical Name	Type 1 Risk Reduction Standard	Location ID	MW-408DR													
		Sample Date	7/26/2017	1/26/2017	7/29/2016	1/21/2016	7/29/2015	1/15/2015	7/16/2014	1/8/2014	7/10/2013	1/8/2013	7/25/2012	1/25/2012	7/5/2011	2/23/2011
		Unit	Post-ISCO													
Field Parameters																
Conductivity	*	mS/cm	0.689	0.681	0.703	0.595	786	1.310	0.645	0.630	0.755	0.597	0.390	0.170	0.619	3.360
Dissolved Oxygen (YSI)	*	mg/L	0.19	0.22	0.19	0.19	1.1	0.84	0.10	0.22	0.05	0.53	4.20	0.31	0.08	5.68
Oxidation Reduction Potential	*	mV	-34.9	-39.8	-12.1	-57	-60.1	-103.5	-83.8	-55.5	-53.7	-61.8	-13.5	-136.0	-50.9	89.2
pH	*	SU	6.07	6.07	5.83	6.01	5.89	6.29	6.12	6.21	5.98	6.08	6.03	6.71	6.03	0.682
Temperature	*	Celsius	24.52	20.88	25.57	20.03	24.7	13.70	21.10	18.61	21.17	18.05	24.35	19.98	21.79	20.79
Turbidity	*	NTU	34	7.54	10.3	3.04	23.3	20.1	20.0	35.2	23.4	9.00	21.2	8.53	23.2	9.92
Monitored Natural Attenuation Parameters																
Carbon Dioxide	*	µg/L	--	--	--	--	--	137	192	272	235	130	140	2,200 B	1,500 B	1,600
Iron, as Ferrous (Fe+2)	*	mg/L	--	--	--	--	--	3.85	39.7	45.1	51.8	46 HF	25 HF	0.79 HF	19 HF	13 HF
Methane	*	µg/L	--	--	--	--	--	6,600	6800	6,700	6,800	7,500	3,000 *	860	2,400	3,700
Nitrate	*	mg/L	--	--	--	--	--	< 0.25	< 0.25	<0.25	<0.25	< 0.25	< 0.25	< 0.25	< 0.075	< 0.36
Oxygen	*	mg/L	--	--	--	--	--	7.78 H	4.68 H	4.12 H	4.34 H	4.5	5	--	1.4	1.5
Sulfate	*	mg/L	--	--	--	--	--	< 1.0	< 1.0	<1.0	<1.0	< 5.0	< 5.0	250	< 2.6	< 2.6
Volatile Organic Compounds																
Acetone	4,000	µg/L	< 50	< 50	< 50	< 50	< 50	< 50	< 50	< 50	< 50	< 100	< 100	< 5.0	< 5.0	**19 J**
Benzene	5	µg/L	< 5.0	< 5.0	< 5.0	< 5.0	< 5.0	< 250	< 5.0	< 5.0	< 5.0	< 5.0	< 5.0	< 0.25	**0.80 J**	< 0.25
Carbon Disulfide	4,000	µg/L	< 5.0	< 5.0	< 5.0	< 5.0	< 5.0	< 5.0	< 5.0	< 5.0	< 5.0	< 5.0	< 5.0	< 0.60	< 0.60	< 0.60
Methylene Chloride	5	µg/L	< 5.0	< 5.0	< 5.0	< 5.0	< 5.0	< 5.0	< 5.0	< 5.0	< 5.0	< 5.0	< 5.0	< 0.11	< 0.11	< 0.11
Ethylbenzene	700	µg/L	< 5.0	< 5.0	< 5.0	< 5.0	< 5.0	< 5.0	< 5.0	< 5.0	< 5.0	< 5.0	< 5.0	< 1.0	**3.3 J B**	< 1.0
Toluene	1,000	µg/L	< 5.0	< 5.0	< 5.0	< 5.0	< 5.0	< 5.0	< 5.0	< 5.0	< 5.0	< 5.0	< 5.0	< 0.33	< 0.33	**0.38 J**
Trichloroethylene	5	µg/L	< 5.0	< 5.0	< 5.0	< 5.0	< 5.0	< 5.0	< 5.0	< 5.0	< 5.0	< 5.0	< 5.0	< 0.13	< 0.13	< 0.13
Xylenes, total	2,000	µg/L	< 5.0	< 5.0	< 5.0	< 5.0	< 5.0	< 250	< 5.0	< 5.0	< 5.0	< 5.0	< 5.0	< 0.20	**2.2 J**	**2.8 J**
Semivolatile Organic Compounds																
Acenaphthene	2,000	µg/L	**37**	**36**	**24**	**29**	**22**	< 0.50	**41**	**32**	**17**	**32**	**30**	< 0.11	**32**	**16**
Acenaphthylene	10	µg/L	< 1.0	< 1.0	< 1.0	< 1.0	< 1.0	< 1.0	< 1.0	< 1.0	< 1.0	**0.40**	< 1.9	< 0.11	< 0.15	**0.22**
Anthracene	10	µg/L	**0.94**	**0.92**	**0.59**	**0.74**	**0.69**	< 0.050	**0.9**	**0.83**	**0.39**	**0.87**	< 1.9	< 0.11	**1.0**	**0.21**
Benz(a)anthracene	0.1	µg/L	< 0.05	< 0.05	< 0.05	< 0.05	< 0.05	< 0.050	< 0.050	< 0.050	< 0.050	<0.22	< 1.9	< 0.11	< 0.15	< 0.094
Benzo(a)pyrene	0.2	µg/L	< 0.05	< 0.05	< 0.05	< 0.05	< 0.05	< 0.050	< 0.050	< 0.050	< 0.050	<0.22	< 1.9	< 0.11	< 0.15	< 0.094
Benzo(b)fluoranthene	0.2	µg/L	< 0.1	< 0.1	< 0.1	< 0.1	< 0.1	< 0.10	< 0.10	< 0.10	< 0.10	<0.22	< 1.9	< 0.11	< 0.15	< 0.094
Benzo(g,h,i)perylene	10	µg/L	< 0.1	< 0.1	< 0.1	< 0.1	< 0.1	< 0.10	< 0.10	< 0.10	< 0.10	<0.22	< 1.9	< 0.11	< 0.15	< 0.094
Benzo(k)fluoranthene	10	µg/L	< 0.05	< 0.05	< 0.05	< 0.05	< 0.05	< 0.050	< 0.050	< 0.050	< 0.050	<0.22	< 1.9	< 0.11	< 0.15	< 0.094
Chrysene	0.2	µg/L	< 0.05	< 0.05	< 0.05	< 0.05	< 0.05	< 0.050	< 0.050	< 0.050	< 0.050	<0.22	< 1.9	< 0.050	< 0.066	< 0.042
Dibenzo(a,h)anthracene	0.3	µg/L	< 0.1	< 0.1	< 0.1	< 0.1	< 0.1	< 0.10	< 0.10	< 0.10	< 0.10	<0.22	< 1.9	< 0.11	< 0.15	< 0.094
Fluoranthene	1,000	µg/L	**0.3**	**0.24**	**0.14**	**0.22**	**0.16**	< 0.10	**0.23**	**0.23**	**0.10**	**0.23**	< 1.9	< 0.11	**0.29**	< 0.094
Fluorene	1,000	µg/L	**1.5**	**1.5**	**0.87**	**1.3**	**1.2**	< 0.10	**1.9**	**2**	**1.3**	**2.7**	**2.2**	< 0.11	**4.0**	**2.0**
Indeno(1,2,3-cd)pyrene	0.4	µg/L	< 0.05	< 0.05	< 0.05	< 0.05	< 0.05	< 0.050	< 0.050	< 0.050	< 0.050	<0.22	< 1.9	< 0.11	< 0.15	< 0.094
Naphthalene	20	µg/L	**0.76**	< 0.5	< 0.5	< 0.5	**0.63**	< 500	**31**	**0.57**	< 0.50	**0.27**	< 1.9	**0.57**	**0.24 J**	**0.23**
Phenanthrene	10	µg/L	**7.1**	**5.5**	**3.5 J**	**4.4**	**4.2**	< 0.50	**3.7**	**5.3**	**2.5**	**5.8**	**5.1**	< 0.11	**7.3**	**1.5**
Pyrene	1,000	µg/L	**0.24**	**0.19**	**0.12**	**0.16**	**0.15**	< 0.050	**0.15**	**0.16**	**0.065**	<0.22	< 1.9	< 0.11	**0.21 J**	< 0.094
Inorganic Compounds																
Antimony	0.01	mg/L	< 0.006	< 0.006	< 0.006	< 0.006	< 0.02	< 0.0200	< 0.0200	< 0.0200	< 0.0200	< 0.020	< 0.020	< 0.0053	< 0.0053	< 0.0053
Arsenic	0.05	mg/L	< 0.05	< 0.05	< 0.05	< 0.05	< 0.05	**0.429**	< 0.0500	< 0.0500	< 0.0500	< 0.020	< 0.020	**0.045**	< 0.0046	< 0.0046
Barium	2	mg/L	**0.553**	**0.555**	**0.589**	**0.572 JH**	**0.551**	**0.448**	**0.496**	**0.575**	**0.569**	**0.56**	**0.58**	**0.26**	**0.52**	**0.50**
Beryllium	0.004	mg/L	< 0.004	< 0.004	< 0.004	< 0.004	< 0.01	< 0.0100	< 0.0100	< 0.0100	< 0.0100	< 0.0040	< 0.0040	< 0.00020	< 0.00020	< 0.00020
Cadmium	0.005	mg/L	< 0.005	< 0.005	< 0.005	< 0.005	< 0.005	< 0.0050	< 0.0050	< 0.0050	< 0.0050	< 0.0050	< 0.0050	< 0.0020	< 0.0020	< 0.0020
Chromium	0.1	mg/L	< 0.01	< 0.01	< 0.01	< 0.01	< 0.01	< 0.0100	< 0.0100	< 0.0100	< 0.0100	< 0.010	< 0.010	< 0.0012	**0.0018 J**	**0.0013 J**
Copper	1.3	mg/L	< 0.01	< 0.01	< 0.01	< 0.01	< 0.01	< 0.0100	< 0.0100	< 0.0100	< 0.0100	< 0.020	< 0.020	< 0.0019	< 0.0019	< 0.0019
Cyanide	0.2	mg/L	< 0.01	< 0.01	< 0.01	< 0.01	< 0.01	< 0.010	< 0.010	< 0.010	< 0.010	< 0.010	< 0.010	**0.0063 J**	**0.024**	< 0.0050
Lead	0.015	mg/L	< 0.01	< 0.01	< 0.01	< 0.01	< 0.01	< 0.0100	< 0.0100	< 0.0100	< 0.0100	< 0.010	< 0.010	< 0.0040	< 0.0040	< 0.0040
Mercury	0.002	mg/L	< 0.0002	< 0.0002	< 0.0002	< 0.0002	< 0.0002	< 0.00020	< 0.00020	< 0.00020	< 0.00020	< 0.00020	< 0.00020	< 0.000091	< 0.000091	**0.000092 J**
Nickel	0.1	mg/L	< 0.02	< 0.02	< 0.02	< 0.02	< 0.02	< 0.0200	< 0.0200	< 0.0200	< 0.0200	< 0.040	< 0.040	< 0.0023	**0.0024 J**	**0.0030 J**
Selenium	0.05	mg/L	< 0.02	< 0.02	< 0.02	< 0.02	< 0.02	< 0.0200	< 0.0200	< 0.0200	< 0.0200	< 0.020	< 0.020	< 0.0064	< 0.0064	< 0.0064
Thallium	0.002	mg/L	< 0.002	< 0.002	< 0.002	< 0.002	< 0.02	< 0.0200	< 0.0200	< 0.0200	< 0.0200	< 0.0010	< 0.0010	< 0.00025	< 0.00025	< 0.00025
Vanadium (fume or dust)	0.2	mg/L	< 0.01	< 0.01	< 0.01	< 0.01	< 0.01	< 0.0100	< 0.0100	< 0.0100	< 0.0100	< 0.010	< 0.010	< 0.0024	< 0.0024	< 0.0024
Zinc	2	mg/L	< 0.02	< 0.02	< 0.02	< 0.02	< 0.02	< 0.0200	**0.132**	< 0.0200	< 0.0200	**0.038**	< 0.020	< 0.0087	< 0.0087	**0.018 J**

Notes:
* - Not a HSRA regulated compound
ISCO - *in-situ* chemical oxidation

Data Qualifier Defintions:
-- - Not analyzed
B (Inorganics) - Estimated analyte concentration
D - Analyte concentration reported from secondary dilution
DB - Analyte concentration reported from secondary dilution; analyte detected in method blank
H - Holding time exceeded for sample
J - Estimated analyte concentration
JB (Organic) - Estimated analyte concentration; analyte detected in method blank
Bold = Exceeds the laboratory detection limit
Bold and shaded - Analyte concentration exceeds the Type 1 RRS
JM (Organic) - Estimated analyte concentration; spike sample recovery outside control limits
M (Organic) - Spike sample recovery outside control limits
N - Spike sample recovery outside of control limits
R - Sample data results rejected due to deficiencies in the ability to meet quality control standards
RRS - Risk Reduction Standard
< - Analyte not detected at referenced detection limit
UJ - Analyte not detected; low method bias and/or matrix interference
UN - Analyte not detected; spiked sample recovery outside of control limits
UR - Analyte not detected; data rejected
UWN - Analyte not detected; post digestion spike and spike sample recovery outside control limits

Appendix E-1
Summary of Historical Groundwater Sampling Data - Alluvium, Galliard, and Saprolite Monitoring Wells
January 2001 through July 2017
Atlanta Gas Light Company
Former Manufactured Gas Plant Site
Augusta, Georgia

Chemical Name	Type 1 Risk Reduction Standard	Location ID	MW-501S																							
		Sample Date	7/27/2017	7/27/2017 DUP	1/26/2017	1/26/2017 DUP	7/28/2016	7/28/2016 DUP	1/21/2016	1/21/2016 DUP	7/30/2015	1/15/2015	7/17/2014	1/13/2014	7/10/2013	1/9/2013	7/26/2012	1/19/2012	7/7/2011	1/19/2011	7/19/2010	1/5/2010	1/14/2009	7/15/2008	1/8/2008	2/14/2007
		Unit	Post-ISCO																							
Field Parameters																										
Conductivity	*	mS/cm	0.424	0.424	0.416	0.416	0.579	0.579	0.598	0.598	739	0.642	0.510	0.546	0.840	0.693	0.782	0.748	0.730	6.080	0.903	0.832	0.869	0.971	1.101	1.058
Dissolved Oxygen (YSI)	*	mg/L	0.15	0.15	0.35	0.35	0.18	0.18	0.56	0.56	0.22	0.90	0.21	1.27	0.23	0.30	0.52	0.35	0.27	6.76	0.76	4.45	0.91	1.25	0.33	2.58
Oxidation Reduction Potential	*	mV	-62.5	-62.5	29	29	-42.2	-42.2	21.3	21.3	-34.7	65.4	-165.2	142.8	-53.3	19.6	52.0	-56.3	-55.8	309.7	-58.2	-20.5	24.4	24	67.4	14.6
pH	*	SU	6.54	6.54	6.68	6.68	6.46	6.46	6.59	6.59	6.76	6.35	6.45	6.65	6.29	6.57	6.29	6.46	6.50	0.142	6.53	6.15	6.55	6.41	6.31	6.49
Temperature	*	Celsius	25.94	25.94	17.52	17.52	25.8	25.8	16.72	16.72	27.7	12.4	23.98	17.47	23.38	19.34	28.30	18.89	24.02	16.39	26.56	12.01	16.37	23.88	19.16	16.44
Turbidity	*	NTU	1.45	1.45	6.13	6.13	7.01	7.01	8.7	8.7	0.86	8.60	7.06	6.46	1.52	0.61	1.0	68.0	1.25	8.93	5.0	3.77	4.78	1.8	2.95	4.52
Monitored Natural Attenuation Parameters																										
Carbon Dioxide	*	µg/L	--	--	--	--	--	--	--	--	--	323	406	393	425	110	96	2,200	1,400 B	120	940 B	1,100	1,700	4,200	< 1000	< 1000
Iron, as Ferrous (Fe+2)	*	mg/L	--	--	--	--	--	--	--	--	--	< 0.100	0.48	3.20	3.2	0.80 HF	< 0.10 HF	2.6	3.2 HF	0.074 JHF	<0.10 HF	1.2 HF	0.38 HF	0.56	0.25	< 1.0
Methane	*	µg/L	--	--	--	--	--	--	--	--	--	< 4	170	28	97	9.8	1.7	21	7.0	< 0.19	3.6	31	16	2.2	9.9	19
Nitrate	*	mg/L	--	--	--	--	--	--	--	--	--	< 0.25	< 0.25	< 0.25	< 0.25	< 0.25	< 0.25	< 0.075	< 0.075	< 0.36	<1.1	<1.1	0.030 J	<0.50	< 0.25	0.63
Oxygen	*	mg/L	--	--	--	--	--	--	--	--	--	8.62 H	7.4 H	7.39 H	6.71 H	6.1	7.9	1.2	2.1	1.6	1.1	1.4	1.1	0.80	2.1	5.7
Sulfate	*	mg/L	--	--	--	--	--	--	--	--	--	61	62	89	81	75	82	80	81	11	140	160	150	150	160	150
Volatile Organic Compounds																										
Acetone	4,000	µg/L	< 50	< 50	< 50	< 50	< 50	< 50	< 50	< 50	< 50	< 50	< 50	< 50	< 50	< 100	< 100	< 5.0	< 5.0	< 5.0	< 100	< 100	< 100	**7.6 J**	< 50	< 50
Benzene	5	µg/L	< 5.0	< 5.0	< 5.0	< 5.0	< 5.0	< 5.0	< 50	< 50	< 5.0	**35**	< 5.0	< 5.0	< 5.0	< 5.0	< 5.0	< 0.25	< 0.25	< 0.25	**0.37 J**	< 5.0	< 5.0	< 5.0	< 5.0	< 5.0
Carbon Disulfide	4,000	µg/L	< 5.0	< 5.0	< 5.0	< 5.0	< 5.0	< 5.0	< 50	< 50	< 5.0	< 5.0	< 5.0	< 5.0	< 5.0	< 5.0	< 5.0	< 0.60	< 0.60	**1.9 J**	< 5.0	< 5.0	< 5.0	< 5.0	< 5.0	< 5.0
Ethylbenzene	700	µg/L	< 5.0	< 5.0	< 5.0	< 5.0	< 5.0	< 5.0	< 50	< 50	< 5.0	5.3	< 5.0	< 5.0	< 5.0	< 5.0	< 5.0	< 0.11	< 0.11	< 0.11	**0.20 J**	< 5.0	< 5.0	< 5.0	< 5.0	< 5.0
Methylene Chloride	5	µg/L	< 5.0	< 5.0	< 5.0	< 5.0	< 5.0	< 5.0	< 50	< 50	< 5.0	< 5.0	< 5.0	< 5.0	< 5.0	< 5.0	< 5.0	< 1.0	< 1.0	< 1.0	< 5.0	< 5.0	< 5.0	< 5.0	< 5.0	< 5.0
Toluene	1,000	µg/L	< 5.0	< 5.0	< 5.0	< 5.0	< 5.0	< 5.0	< 50	< 50	< 5.0	**7.4**	< 5.0	< 5.0	< 5.0	< 5.0	< 5.0	< 0.33	< 0.33	**0.91 J**	< 5.0	< 5.0	< 5.0	**0.4 J**	< 5.0	< 5.0
Trichloroethylene	5	µg/L	< 5.0	< 5.0	< 5.0	< 5.0	< 5.0	< 5.0	< 50	< 50	< 5.0	< 5.0	< 5.0	< 5.0	< 5.0	< 5.0	< 5.0	< 0.13	< 0.13	< 0.13	< 5.0	< 5.0	< 5.0	< 5.0	< 5.0	< 5.0
Xylenes, total	2,000	µg/L	< 5.0	< 5.0	< 5.0	< 5.0	< 5.0	< 5.0	< 50	< 50	< 5.0	< 250	< 5.0	< 5.0	< 5.0	< 5.0	< 5.0	< 0.20	< 0.20	< 0.20	< 5.0	< 5.0	< 5.0	< 5.0	< 5.0	< 5.0
Semivolatile Organic Compounds																										
Acenaphthene	2,000	µg/L	< 0.5	< 0.5	< 0.5	< 0.5	< 0.5	< 0.5	< 0.5	< 0.5	< 0.5	< 0.50	< 0.50	< 0.50	< 0.50	<0.20	< 0.19	< 0.094	< 0.097	< 0.095	< 0.20	< 0.19	< 0.19	< 0.19	< 10	< 10
Acenaphthylene	10	µg/L	< 1.0	< 1.0	< 1.0	< 1.0	< 1.0	< 1.0	< 1.0	< 1.0	< 1.0	< 1.0	< 1.0	< 1.0	< 1.0	<0.20	< 0.19	< 0.094	< 0.097	< 0.095	< 0.20	< 0.19	< 0.19	< 0.19	< 10	< 10
Anthracene	10	µg/L	< 0.05	< 0.05	< 0.05	< 0.05	< 0.05	< 0.05	< 0.05	< 0.05	< 0.05	< 0.050	< 0.050	< 0.050	< 0.050	<0.20	< 0.19	< 0.094	< 0.097	< 0.095	< 0.20	< 0.19	< 0.19	< 0.19	< 10	< 10
Benz(a)anthracene	0.1	µg/L	< 0.05	< 0.05	< 0.05	< 0.05	< 0.05	< 0.05	< 0.05	< 0.05	< 0.05	< 0.050	< 0.050	< 0.050	< 0.050	<0.20	< 0.19	< 0.094	< 0.097	< 0.095	< 0.20	< 0.19	< 0.19	**0.031 J**	<0.050	<0.050
Benzo(a)pyrene	0.2	µg/L	< 0.05	< 0.05	< 0.05	< 0.05	< 0.05	< 0.05	< 0.05	< 0.05	< 0.05	< 0.050	< 0.050	< 0.050	< 0.050	<0.20	< 0.19	< 0.094	< 0.097	< 0.095	< 0.20	< 0.19	< 0.19	< 0.19	<0.050	<0.050
Benzo(b)fluoranthene	0.2	µg/L	< 0.1	< 0.1	< 0.1	< 0.1	< 0.1	< 0.1	< 0.1	< 0.1	< 0.1	< 0.10	< 0.10	< 0.10	< 0.10	<0.20	< 0.19	< 0.094	< 0.097	< 0.095	< 0.20	< 0.19	< 0.19	< 0.19	<0.10	<0.10
Benzo(g,h,i)perylene	10	µg/L	< 0.1	< 0.1	< 0.1	< 0.1	< 0.1	< 0.1	< 0.1	< 0.1	< 0.1	< 0.10	< 0.10	< 0.10	< 0.10	<0.20	< 0.19	< 0.094	< 0.097	< 0.095	< 0.20	< 0.19	< 0.19	< 0.19	< 10	< 10
Benzo(k)fluoranthene	10	µg/L	< 0.05	< 0.05	< 0.05	< 0.05	< 0.05	< 0.05	< 0.05	< 0.05	< 0.05	< 0.050	< 0.050	< 0.050	< 0.050	<0.20	**0.20**	< 0.094	< 0.097	< 0.095	< 0.20	< 0.19	< 0.19	< 0.19	< 10	< 10
Chrysene	0.2	µg/L	< 0.05	< 0.05	< 0.05	< 0.05	< 0.05	< 0.05	< 0.05	< 0.05	< 0.05	< 0.050	< 0.050	< 0.050	< 0.050	<0.20	< 0.19	< 0.042	< 0.044	< 0.043	< 0.20	< 0.19	< 0.19	< 0.19	<0.050	<0.050
Dibenzo(a,h)anthracene	0.3	µg/L	< 0.1	< 0.1	< 0.1	< 0.1	< 0.1	< 0.1	< 0.1	< 0.1	< 0.1	< 0.10	< 0.10	< 0.10	< 0.10	<0.20	< 0.19	< 0.094	< 0.097	< 0.095	< 0.20	< 0.19	< 0.19	< 0.19	<0.10	<0.10
Fluoranthene	1,000	µg/L	< 0.1	< 0.1	< 0.1	< 0.1	< 0.1	< 0.1	< 0.1	< 0.1	< 0.1	< 0.10	< 0.10	< 0.10	< 0.10	<0.20	< 0.19	< 0.094	< 0.097	< 0.095	< 0.20	< 0.19	< 0.19	**0.050 J**	< 10	< 10
Fluorene	1,000	µg/L	< 0.1	< 0.1	< 0.1	< 0.1	< 0.1	< 0.1	< 0.1	< 0.1	< 0.1	< 0.10	< 0.10	< 0.10	< 0.10	<0.20	< 0.19	< 0.094	< 0.097	< 0.095	< 0.20	< 0.19	< 0.19	< 0.19	< 10	< 10
Indeno(1,2,3-cd)pyrene	0.4	µg/L	< 0.05	< 0.05	< 0.05	< 0.05	< 0.05	< 0.05	< 0.05	< 0.05	< 0.05	< 0.050	< 0.050	< 0.050	< 0.050	<0.20	< 0.19	< 0.094	< 0.097	< 0.095	< 0.20	< 0.19	< 0.19	< 0.19	<0.050	<0.050
Naphthalene	20	µg/L	< 0.5	< 0.5	< 0.5	< 0.5	< 0.5	< 0.5	< 0.5	< 0.5	< 0.5	**5.0**	< 0.50	< 0.50	< 0.50	<0.20	< 0.19	**0.21**	< 0.097	< 0.095	< 0.20	< 0.19	< 0.19	**0.21**	< 10	< 10
Phenanthrene	10	µg/L	< 0.05	< 0.05	< 0.05	< 0.05	< 0.05	< 0.05	< 0.05	< 0.05	< 0.05	< 0.50	< 0.050	< 0.050	< 0.050	<0.20	< 0.19	< 0.094	< 0.097	< 0.095	< 0.20	< 0.19	< 0.19	< 0.19	< 10	< 10
Pyrene	1,000	µg/L	< 0.05	< 0.05	< 0.05	< 0.05	< 0.05	**0.055**	< 0.05	< 0.05	< 0.05	< 0.050	< 0.050	< 0.050	< 0.050	<0.20	< 0.19	< 0.094	< 0.097	< 0.095	< 0.20	<0.19	**0.023 J**	**0.063 J**	< 10	< 10
Inorganic Compounds																										
Antimony	0.01	mg/L	< 0.006	< 0.006	< 0.006	< 0.006	< 0.006	< 0.006	< 0.006	< 0.006	< 0.02	< 0.0200	< 0.0200	< 0.0200	< 0.0200	< 0.020	< 0.020	< 0.0053	< 0.0053	< 0.0053	**0.0053 J**	< 0.020	< 0.020	< 0.020	< 0.0200	< 0.0200
Arsenic	0.05	mg/L	< 0.05	< 0.05	< 0.05	< 0.05	< 0.05	< 0.05	< 0.05	< 0.05	< 0.05	< 0.0500	< 0.0500	< 0.0500	< 0.0500	< 0.020	< 0.020	**0.0073 J**	< 0.0046	< 0.0046	< 0.020	< 0.010	< 0.010	< 0.010	< 0.0500	< 0.0500
Barium	2	mg/L	**0.0796**	**0.0804**	**0.0453**	**0.0516**	**0.15**	**0.173**	**0.106**	**0.105**	**0.152**	**0.103**	**0.165**	**0.117**	**0.184**	**0.17**	**0.15**	**0.25**	**0.17**	**0.015**	**0.14**	**0.19**	**0.12**	**0.13**	**0.0754**	**0.290**
Beryllium	0.004	mg/L	< 0.004	< 0.004	< 0.004	< 0.004	< 0.004	< 0.004	< 0.004	< 0.004	< 0.01	< 0.0100	< 0.0100	< 0.0100	< 0.0100	< 0.0040	< 0.0040	< 0.00020	< 0.00020	**0.00028 J**	< 0.0040	< 0.0040	< 0.0040	< 0.0040	< 0.0100	< 0.0100
Cadmium	0.005	mg/L	< 0.005	< 0.005	< 0.005	< 0.005	< 0.005	< 0.005	< 0.005	< 0.005	< 0.005	**0.0153**	< 0.0050	**0.0375**	< 0.0050	<0.0050	**0.0083**	**0.0085**	< 0.0020	**0.012**	< 0.0050	< 0.0050	< 0.0050	< 0.0050	< 0.0050	< 0.0050
Chromium	0.1	mg/L	< 0.01	< 0.01	< 0.01	< 0.01	< 0.01	< 0.01	< 0.01	< 0.01	< 0.01	< 0.0100	< 0.0100	< 0.0100	< 0.0100	< 0.010	< 0.010	**0.0023 J**	**0.0015 J**	**0.0026 J**	**0.0016 J**	<0.010	**0.0016 J**	**0.0020 J**	< 0.0100	**0.0296**
Copper	1.3	mg/L	< 0.01	< 0.01	< 0.01	< 0.01	< 0.01	< 0.01	< 0.01	< 0.01	< 0.01	< 0.0100	< 0.0100	< 0.0100	< 0.0100	< 0.020	< 0.020	< 0.0019	< 0.0019	**0.014 JB**	**0.0022 J**	< 0.020	< 0.020	< 0.020	< 0.0100	**0.0403**
Cyanide	0.2	mg/L	< 0.01	< 0.01	< 0.01	< 0.01	< 0.01	< 0.01	< 0.01	< 0.01	< 0.01	< 0.010	< 0.010	< 0.010	< 0.010	< 0.010	< 0.010	< 0.0050	< 0.0050	< 0.0050	< 0.010	**0.018**	< 0.010	**0.0070 J**	< 0.010	< 0.010
Lead	0.015	mg/L	< 0.01	< 0.01	< 0.01	< 0.01	< 0.01	< 0.01	< 0.01	< 0.01	< 0.01	< 0.0100	< 0.0100	< 0.0100	< 0.0100	< 0.010	< 0.010	< 0.0040	< 0.0040	< 0.0040	< 0.010	< 0.010	< 0.0050	< 0.0050	< 0.0100	**0.0342**
Mercury	0.002	mg/L	< 0.0002	< 0.0002	< 0.0002	< 0.0002	< 0.0002	< 0.0002	< 0.0002	< 0.0002	< 0.0002	< 0.00020	< 0.00020	< 0.00020	< 0.00020	< 0.00020	< 0.00020	< 0.000091	< 0.000091	< 0.000091	< 0.00020	< 0.00020	< 0.00020	< 0.00020	< 0.00020	< 0.00020
Nickel	0.1	mg/L	< 0.02	< 0.02	< 0.02	< 0.02	< 0.02	< 0.02	< 0.02	< 0.02	< 0.02	< 0.0200	< 0.0200	< 0.0200	< 0.0200	< 0.040	< 0.040	< 0.0023	< 0.0023	< 0.0023	< 0.040	< 0.040	< 0.040	< 0.040	< 0.0200	< 0.0200
Selenium	0.05	mg/L	< 0.02	< 0.02	< 0.02	< 0.02	< 0.02	< 0.02	< 0.02	< 0.02	< 0.02	< 0.0200	< 0.0200	< 0.0200	< 0.0200	< 0.020	< 0.020	< 0.0064	< 0.0064	< 0.0064	< 0.010	< 0.010	< 0.010	**0.0045 J**	< 0.0200	< 0.0200
Thallium	0.002	mg/L	< 0.002	< 0.002	< 0.002	< 0.002	< 0.002	< 0.002	< 0.002	< 0.002	< 0.02	< 0.0200	< 0.0200	< 0.0200	< 0.0200	< 0.0010	< 0.0010	< 0.00025	< 0.00025	< 0.00025	< 0.0010	< 0.0010	< 0.0010	< 0.0010	< 1.00	< 1.00
Vanadium (fume or dust)	0.2	mg/L	< 0.01	< 0.01	< 0.01	< 0.01	< 0.01	< 0.01	< 0.01	< 0.01	< 0.01	< 0.0100	< 0.0100	< 0.0100	< 0.0100	< 0.010	< 0.010	**0.0045 J**	< 0.0024	**0.0029 J**	< 0.010	< 0.010	< 0.010	**0.0020 J**	< 0.0100	**0.0387**
Zinc	2	mg/L	< 0.02	< 0.02	< 0.02	< 0.02	< 0.02	< 0.02	**0.0308 J**	**0.0221 J**	**0.0276**	< 0.0200	< 0.0200	**0.043**	**0.0265**	< 0.020	< 0.020	**0.033**	< 0.0087	**0.026**	**0.010 J**	<0.020	**0.032**	< 0.020	< 0.0200	**0.0939**

Notes:
* - Not a HSRA regulated compound
ISCO - *in-situ* chemical oxidation

Data Qualifier Defintions:
-- - Not analyzed
B (Inorganics) - Estimated analyte concentration
D - Analyte concentration reported from secondary dilution
DB - Analyte concentration reported from secondary dilution; analyte detected in method blank
H - Holding time exceeded for sample
J - Estimated analyte concentration
JB (Organic) - Estimated analyte concentration; analyte detected in method blank
Bold = Exceeds the laboratory detection limit

Appendix E-1
Summary of Historical Groundwater Sampling Data - Alluvium, Galliard, and Saprolite Monitoring Wells
January 2001 through July 2017
Atlanta Gas Light Company
Former Manufactured Gas Plant Site
Augusta, Georgia

Chemical Name	Type 1 Risk Reduction Standard	Location ID	MW-502D																			
		Sample Date	1/14/2014	1/14/14 DUP	1/10/2013	1/13/13 DUP	7/25/2012	7/20/12 DUP	1/19/2011	01/11/11 DUP	7/7/2011	1/19/2011	7/19/2010	1/12/2010	1/10/10 DUP	7/23/2009	1/21/2009	7/21/2008	1/8/2008	7/10/2007	07/07/07 DUP	2/14/2007
		Unit	Post-ISCO																			
Field Parameters																						
Conductivity	*	mS/cm	0.626	0.626	1.157	1.157	0.707	0.707	0.690	0.690	0.693	0.890	0.800	0.709	0.709	0.69	0.350	0.677	0.819	0.642	0.642	0.794
Dissolved Oxygen (YSI)	*	mg/L	0.27	0.27	0.33	0.33	0.66	0.66	1.00	1.00	0.30	6.11	0.46	0.15	0.15	0.08	5.95	0.28	0.23	0.41	0.41	1.66
Oxidation Reduction Poten	*	mV	-48.5	-48.5	-106.8	-106.8	-46.0	-46.0	-43.7	-43.7	-27.0	-60.6	-87.4	-18.2	-18.2	-40.9	-40	-48.7	-48.1	-12.0	-12.0	-30
pH	*	SU	6.02	6.02	6.52	6.52	6.12	6.12	6.04	6.04	5.46	0.713	6.25	6.73	6.73	5.9	0.629	5.86	5.88	5.88	5.88	6.02
Temperature	*	Celsius	20.32	20.32	15.30	15.30	23.85	23.85	21.50	21.50	25.93	19.65	27.39	17.29	17.29	23.33	18.42	25.86	21.87	23.16	23.16	20.39
Turbidity	*	NTU	8.70	8.70	79.30	79.30	>999	>999	9.70	9.70	67.6	289	67	NM	NM	6.5	3	9.36	63.2	68.3	68.3	2.34
Monitored Natural Attenuation Parameters																						
Carbon Dioxide	*	µg/L	621	713	270	270	400	370	7,100 B	7,000 B	5,500 B	4,600	4,500 B	4,700	4,300	4,600	4,400	3,900	< 1000	< 1000	< 1000	--
Iron, as Ferrous (Fe+2)	*	mg/L	45	52.5	14 HF	14 HF	48 HF	44 HF	52 HF	55 HF	56 HF	28 HF	50 HF	59 HF	59 HF	59 HF	36 HF	31	78.0	67.6	70.5	76.2
Methane	*	µg/L	8,700	16,000	10,000	9,500	9,300	11,000	7,100	7,800	6,500	8300	7400	14000	14000	12000	10000	3300	9,100	11,000	12,000	15,000
Nitrate	*	mg/L	< 0.25	< 0.25	< 2.5	< 2.5	< 0.25	< 0.25	< 0.25	< 0.25	< 0.075	< 0.36	< 1.1	< 1.1	< 1.1	< 1.1	< 0.050	< 0.50	< 0.25	< 0.25	< 0.25	< 0.25
Oxygen	*	mg/L	< 1.00	1.01 H	2.0	2.3	1.5	2.1	1.2	1.1	0.82	0.84	0.81	0.74	0.87	0.53	0.75	0.49	0.73	1.0	0.72	0.24 J
Sulfate	*	mg/L	< 1.0	< 1.0	< 100	< 100	< 5.0	< 5.0	< 2.6	< 2.6	< 2.6	< 2.6	< 5.0	< 5.0	< 5.0	< 5.0	< 5.0	< 5.0	< 1.0	1.3	< 1.0	< 1
Volatile Organic Compounds																						
Acetone	4,000	µg/L	< 50	< 50	< 2,000	< 2,000	< 2,000	< 100	< 100	< 250	< 100	< 100	< 1000	< 2000	< 2000	< 2000	< 2000	< 1000	**120**	< 5,000 J	< 5,000 J	< 50
Benzene	5	µg/L	**430**	**450**	**430**	**400**	**410**	**370 D**	**440**	**510**	**420**	**530**	**430**	**720**	**690**	**500**	**430**	**680**	**1,300**	**660**	**660**	**1,000**
Carbon Disulfide	4,000	µg/L	< 5.0	< 5.0	< 100	<100	< 100	< 5.0	< 12	< 30	< 12	< 12	< 50	< 100	< 100	< 100	< 100	< 50	< 5.0	< 5	< 5	< 5
Ethylbenzene	700	µg/L	**1,500**	**1,600**	**2,600**	**2,700**	**1,100**	**850 D**	**1,600**	**1,600**	**1,400**	**1,700**	**1000**	**1900**	**1800**	**1400**	**1100**	**1800**	**1,400**	**2,400**	**2,400**	**3,300**
Methylene Chloride	5	µg/L	< 5.0	< 5.0	< 100	<100	< 100	< 5.0	< 20	< 50	< 20	< 20	< 100	< 100	< 100	< 100	< 100	< 50	< 5.0	< 5	< 5	< 5
Toluene	1,000	µg/L	**67**	**69**	**170**	**210**	< 100	**54**	**72 J**	**120 J**	**110**	**140**	**120**	**250**	**230**	**160**	**170**	**280**	**310**	**390**	**400**	**860**
Trichloroethylene	5	µg/L	< 5.0	< 5.0	< 100	<100	< 100	< 5.0	< 2.6	< 6.5	< 2.6	< 2.6	< 50	< 100	< 100	< 100	< 100	< 50	< 5.0	< 5	< 5	< 5
Xylenes, total	2,000	µg/L	**1,000**	**1,100**	**2,400**	**2,600**	**780**	**520**	**1,200**	**1,200**	**1,100**	**1,600**	**880**	**1800**	**1800**	**1200**	**1000**	**1600**	**2,100**	**2,300**	**2,400**	**3,700**
Semivolatile Organic Compounds																						
Acenaphthene	2,000	µg/L	**130**	**130**	**3,800**	**6,200**	< 190	190	**200**	**180**	**140**	**4,300**	**110**	**570**	**120**	**110**	**63**	**49**	**83**	**79**	**92**	**110**
Acenaphthylene	10	µg/L	**13**	**13**	**1,900**	**3,100**	< 190	< 190	**67**	**39**	**88**	**2,700**	**53**	**640**	**130**	**82**	**44**	**46**	**64**	**61**	**71**	**130**
Anthracene	10	µg/L	**7.4**	**7.4**	**2,000**	**3,200**	< 190	< 190	**43**	**11**	**39**	**2,800**	**14**	**400**	**49**	**22**	6.5 J	4.4	< 10	< 10	< 10	< 10
Benz(a)anthracene	0.1	µg/L	**1.5**	**1.6**	**1,300**	**2,100**	< 190	< 190	**35**	**2.9**	**25**	**1,300**	**6.6**	**210**	<19	**12**	< 38	< 4.2	**1.1**	**1.0**	**1.1**	**0.14**
Benzo(a)pyrene	0.2	µg/L	**1.4**	**1.4**	**1,100**	**1,900**	< 190	< 190	**35**	**3.0**	**20**	**1,200**	**5.4**	**190**	<19	**7.9**	< 38	< 4.2	**0.85**	**0.53**	**0.59**	**0.16**
Benzo(b)fluoranthene	0.2	µg/L	**1**	**1**	**1,100**	**1,800**	< 190	< 190	**27**	**2.4**	< 2.0	**520**	< 1.9	<100	<19	**7.9**	< 38	< 4.2	**0.58**	**0.48**	**0.51**	**0.1**
Benzo(g,h,i)perylene	10	µg/L	**0.61**	**0.61**	**330**	**530**	< 190	< 190	**14**	**1.5 J**	**5.7**	**380**	1.7 J	<100	<19	< 3.8	< 38	< 4.2	< 10	< 10	< 10	< 10
Benzo(k)fluoranthene	10	µg/L	**0.4**	**0.47**	<21	<22	< 190	< 190	**13**	**1.1 J**	**16**	**720**	**3.3**	<100	<19	< 3.8	< 38	< 4.2	< 10	< 10	< 10	< 10
Chrysene	0.2	µg/L	**1.1**	**1.2**	**960**	**1,600**	< 190	< 190	**28**	**2.6**	**19**	**1,100**	**5.3**	**190**	<19	**10**	< 38	< 4.2	**0.78**	**0.58**	**0.62**	**0.16**
Dibenzo(a,h)anthracene	0.3	µg/L	**0.13**	**0.14**	**130**	<22	< 190	< 190	**4.5**	< 1.1	**2.1 J**	< 110	< 1.9	<100	<19	< 3.8	< 38	< 4.2	<0.1	<0.1	< 10	< 0.1
Fluoranthene	1,000	µg/L	**4.1**	**4**	**2,400**	**3,800**	< 190	< 190	**53**	**7.9**	**37**	**2,500**	**12**	**410**	**36**	**23**	**4.0 J**	**1.6**	< 10	< 10	< 10	< 10
Fluorene	1,000	µg/L	**38**	**38**	**3,000**	**5,100**	< 190	< 190	**92**	**63**	**130**	**4,600**	**55**	**650**	**82**	**67**	**25 J**	**25**	**34**	**34**	**40**	**50**
Indeno(1,2,3-cd)pyrene	0.4	µg/L	**0.49**	**0.51**	**330**	**480**	< 190	< 190	**12**	**1.3 J**	**5.5**	**310**	1.5 J	<100	<19	< 3.8	< 38	< 4.2	**0.30**	**0.22**	**0.23**	**0.11**
Naphthalene	20	µg/L	**4,900**	**4,300**	**29,000**	**50,000**	**4,100**	**4,700**	**6,300**	**7,700**	**3,900**	**46,000**	**3,400**	**9,200**	**6,100**	**5,200**	**3,100**	**3,300**	**4,300**	**4,100**	**4,000**	**4,800**
Phenanthrene	10	µg/L	**38**	**37**	**7,700**	**13,000**	< 190	< 190	**170**	**65**	**170**	**7,800**	**67**	**1,200**	**140**	**89**	**30 J**	**23**	**34**	**31**	**37**	**51**
Pyrene	1,000	µg/L	**6.3**	**6.3**	**3,700**	**6,100**	< 190	< 190	**68**	**10**	**72**	**3,800**	**20**	**670**	**47**	**40**	5.4 J	**2.4**	< 10	< 10	< 10	< 10
Inorganic Compounds																						
Antimony	0.01	mg/L	< 0.0200	< 0.0200	< 0.020	< 0.020	< 0.020	< 0.020	< 0.0053	< 0.0053	< 0.0053	< 0.0053	**0.0070 J**	< 0.020	< 0.020	< 0.020	< 0.020	< 0.020	< 0.0200	< 0.02	< 0.02	< 0.02
Arsenic	0.05	mg/L	< 0.0500	< 0.0500	< 0.020	< 0.020	< 0.020	< 0.020	< 0.0046	< 0.0046	< 0.0046	< 0.0046	< 0.020	< 0.020	< 0.020	< 0.020	< 0.010	< 0.010	< 0.0500	< 0.05	< 0.05	< 0.05
Barium	2	mg/L	**0.671**	**0.665**	**0.59**	**0.58**	**0.68**	**0.67**	**0.66**	**0.71**	**0.64**	**0.63**	**0.74**	**0.68**	**0.69**	**0.74**	**0.66**	**0.68**	**0.612**	**0.648**	**0.632**	**0.694**
Beryllium	0.004	mg/L	< 0.0100	< 0.0100	< 0.0040	< 0.0040	< 0.0040	< 0.0040	< 0.00020	< 0.00020	< 0.00020	**0.00050 J**	**0.00052 J**	< 0.0040	< 0.0040	< 0.0040	< 0.0040	**0.00020 J**	< 0.0100	< 0.010	< 0.010	< 0.010
Cadmium	0.005	mg/L	< 0.0050	< 0.0050	< 0.0050	< 0.0050	< 0.0050	< 0.0050	< 0.0020	< 0.0020	< 0.0020	< 0.0020	< 0.0050	< 0.0050	< 0.0050	< 0.0050	< 0.0050	0.00062	< 0.0050	< 0.005	< 0.005	< 0.005
Chromium	0.1	mg/L	< 0.0100	< 0.0100	< 0.010	< 0.010	< 0.010	< 0.010	**0.0019 J**	**0.0020 J**	**0.0045 J**	**0.0085 J**	**0.023**	<0.010	<0.010	**0.046**	**0.0017 JB**	**0.0021 J**	< 0.0100	< 0.010	< 0.010	< 0.010
Copper	1.3	mg/L	< 0.0100	< 0.0100	< 0.020	< 0.020	< 0.020	< 0.020	< 0.0019	< 0.0019	**0.0027 J**	**0.0080 JB**	**0.015 J**	<0.020	<0.020	**0.039**	< 0.020	< 0.020	< 0.0100	< 0.010	< 0.010	< 0.010
Cyanide	0.2	mg/L	**0.012**	**0.018**	**0.013**	**0.012**	**0.011**	**< 0.010**	**0.0080 J**	**0.010**	**0.014**	**0.012**	**0.01**	**0.016**	**0.013**	**0.018**	**0.012**	**0.014**	**0.013**	< 0.010	< 0.010	0.008
Lead	0.015	mg/L	< 0.0100	< 0.0100	< 0.010	< 0.010	< 0.010	< 0.010	< 0.0040	< 0.0040	< 0.0040	< 0.0040	< 0.010	< 0.010	< 0.010	< 0.010	< 0.0050	< 0.0050	< 0.0100	< 0.010	< 0.010	< 0.010
Mercury	0.002	mg/L	< 0.00020	< 0.00020	< 0.00020	< 0.00020	< 0.00020	< 0.00020	< 0.000091	< 0.000091	< 0.000091	< 0.000091	< 0.00020	< 0.00020	< 0.00020	< 0.00020	< 0.00020	< 0.00020	< 0.00020	< 0.0002	< 0.0002	< 0.0002
Nickel	0.1	mg/L	< 0.0200	< 0.0200	< 0.040	< 0.040	< 0.040	< 0.040	< 0.0023	< 0.0023	**0.0049 J**	**0.0047 J**	**0.0072 J**	< 0.040	< 0.040	< 0.040	**0.0017 J**	**0.0030 J**	< 0.0200	< 0.02	< 0.02	< 0.02
Selenium	0.05	mg/L	< 0.0200	< 0.0200	< 0.020	< 0.020	< 0.020	< 0.020	< 0.0064	< 0.0064	< 0.0064	< 0.0064	< 0.020	< 0.020	< 0.020	< 0.020	< 0.010	< 0.010	< 0.0200	< 0.02	< 0.02	< 0.02
Thallium	0.002	mg/L	< 0.0200	< 0.0200	< 0.0010	< 0.0010	< 0.0010	< 0.0010	< 0.00025	< 0.00025	< 0.00025	< 0.00025	< 0.0010	< 0.0010	< 0.0010	< 0.0010	< 0.0010	< 0.0010	< 1.00	< 1.00	< 1.00	< 1
Vanadium (fume or dust)	0.2	mg/L	< 0.0100	< 0.0100	< 0.010	< 0.010	< 0.010	< 0.010	< 0.0024	< 0.0024	**0.0030 J**	**0.0063 J**	**0.02**	**0.014**	<0.010	**0.047**	< 0.010	< 0.010	< 0.0100	< 0.010	< 0.010	< 0.010
Zinc	2	mg/L	< 0.0200	< 0.0200	< 0.020	< 0.020	< 0.020	< 0.020	< 0.0087	< 0.0087	< 0.0087	**0.013 J**	**0.023**	<0.020	<0.020	**0.048**	< 0.020	< 0.020	< 0.0200	**0.0354**	**0.0256**	< 0.02

Notes:
* - Not a HSRA regulated compound
ISCO - *in-situ* chemical oxidation

Data Qualifier Defintions:
-- - Not analyzed
B (Inorganics) - Estimated analyte concentration
D - Analyte concentration reported from secondary dilution
DB - Analyte concentration reported from secondary dilution; analyte detected in method blank
H - Holding time exceeded for sample
J - Estimated analyte concentration
JB (Organic) - Estimated analyte concentration; analyte detected in method blank
Bold = Exceeds the laboratory detection limit
Bold and shaded - Analyte concentration exceeds the Type 1 RRS
JM (Organic) - Estimated analyte concentration; spike sample recovery outside control limits
M (Organic) - Spike sample recovery outside control limits
N - Spike sample recovery outside of control limits
R - Sample data results rejected due to deficiencies in the ability to meet quality control standards
RRS - Risk Reduction Standard
< - Analyte not detected at referenced detection limit
UJ - Analyte not detected; low method bias and/or matrix interference
UN - Analyte not detected; spiked sample recovery outside of control limits
UR - Analyte not detected; data rejected
UWN - Analyte not detected; post digestion spike and spike sample recovery outside control limits

Appendix E-1
Summary of Historical Groundwater Sampling Data - Alluvium, Galliard, and Saprolite Monitoring Wells
January 2001 through July 2017
Atlanta Gas Light Company
Former Manufactured Gas Plant Site
Augusta, Georgia

Chemical Name	Type 1 Risk Reduction Standard	Location ID	MW-505D																								
		Sample Date	7/25/2017	1/24/2017	7/26/2016	1/19/2016	7/29/2015	1/15/2015	7/15/2014	1/8/2014	7/11/2013	1/8/2013	7/26/2012	1/24/2012	7/5/2011	07/11/11 DUP	1/18/2011	7/14/2010	1/6/2010	7/28/2009	07/09/09 DUP	01/09/09 DUP	1/20/2009	7/15/2008	1/9/2008	7/11/2007	2/15/2007
		Unit	Post-ISCO																								
Field Parameters																											
Conductivity	*	mS/cm	0.53	0.58	0.611	0.535	654	0.434	0.660	0.591	0.631	0.523	0.565	0.307	0.558	0.558	2.240	0.540	0.432	0.538	0.538	4.420	4.420	0.514	0.607	0.554	0.649
Dissolved Oxygen (YSI)	*	mg/L	0.19	0.27	1.81	0.32	0.26	0.29	0.10	0.90	0.22	0.44	1.32	3.82	0.23	0.23	6.4	0.64	0.51	3.17	3.17	6.1	6.1	0.23	0.22	0.28	0.64
Oxidation Reduction Poten	*	mV	-5.2	-58.9	-35.4	-48.1	-44.2	-67	-67.3	-37.8	-44.8	8.7	-33.0	-18.2	-34.9	-34.9	-47.8	-167.7	2.9	-9.0	-9.0	100	100	-179.4	-59.0	-9.6	-35.0
pH	*	SU	5.71	6.25	6.71	6.09	6.1	6.07	6.15	6.15	6.14	6.05	6.26	6.29	6.15	6.15	0.484	6.18	6.82	6.28	6.28	0.422	0.422	6.08	6.11	6.08	6.15
Temperature	*	Celsius	20.89	19.46	19.93	18.88	29.7	15.7	22.37	18.21	21.77	17.92	22.01	20.25	23.87	23.87	17.63	22.14	14.21	22.53	22.53	15.99	15.99	22.56	19.12	22.09	17.49
Turbidity	*	NTU	2.7	1.37	2.43	2.22	8.59	9.8	6.69	7.15	4.40	0.70	3.01	8.71	5.77	5.77	22.9	6.7	5.23	5.8	5.8	2.9	2.9	9.63	5.28	4.2	6.87
Monitored Natural Attenuation Parameters																											
Carbon Dioxide	*	µg/L	--	--	--	--	--	499	285	632	375	240	140	2,600 B	2,400 B	2,200 J B	2,100	2,100 B	1,400	1,800 *	1,800 *	1,100	910	1,600	< 1,000	< 1,000	--
Iron, as Ferrous (Fe+2)	*	mg/L	--	--	--	--	--	23.4	38.1	30.6	31.6 H	27 HF	14 HF	5.8 HF	13 HF	13 HF	23 HF	21 HF	23 HF	6.2 HF	7.3 HF	< 0.10 HF	< 0.10 HF	19	23.4	29.0	28.5
Methane	*	µg/L	--	--	--	--	--	9,800	7,000	6,400	6,900	6,100	1,500	1,100	1,900	1,300	2,500	1700	1400	440	< 0.19	1000	270	350	1,000	2,900	2,400
Nitrate	*	mg/L	--	--	--	--	--	< 0.25	< 0.25	< 0.25	< 0.25	< 0.25	< 0.25	< 0.075	0.12 J	< 0.075	< 0.36	< 1.1	< 1.1	< 1.1	< 1.1	< 0.050	< 0.050	< 0.50	< 0.25	< 0.25	< 0.25
Oxygen	*	mg/L	--	--	--	--	--	7.58 H	4.81 H	6.54 H	5.10 H	4.6	6.3	1.6	1.4	1.5	1.2	1.3	2.0	1.1	1.1	1.4	1.4	1.0	1.6	0.99	1.5
Sulfate	*	mg/L	--	--	--	--	--	< 1.0	< 1.0	< 1.0	< 1.0	< 5.0	< 5.0	< 2.6	3.9 J	4.0 J	5.3	8.2	11	16	17	17	18	21	30	20	17
Volatile Organic Compounds																											
Acetone	4,000	µg/L	< 50	< 50	< 50	< 50	< 50	< 50	< 50	< 50	< 50	< 100	< 100	< 5.0	**5.5 J**	< 5.0	< 5.0	**7.8 J**	< 100	< 100	< 100	< 100	< 100	< 100	< 50	< 50	< 50
Benzene	5	µg/L	< 5.0	< 5.0	< 5.0	< 5.0	< 5.0	< 250	< 5.0	< 5.0	< 5.0	< 5.0	< 5.0	**2.2 J**	**2.2 J**	**2.5 J**	**2.5 J**	**1.8 J**	< 5.0	< 5.0	< 5.0	**2.6 J**	**1.8 J**	**3.1 J**	< 5.0	< 5	< 5
Carbon Disulfide	4,000	µg/L	< 5.0	< 5.0	< 5.0	< 5.0	< 5.0	< 5.0	< 5.0	< 5.0	< 5.0	< 5.0	< 5.0	< 0.60	< 0.60 *	< 0.60	< 0.60	< 5.0	< 5.0	< 5.0	< 5.0	< 5.0	< 5.0	< 5.0	< 5.0	< 5	< 5
Ethylbenzene	700	µg/L	< 5.0	< 5.0	< 5.0	< 5.0	**5.9**	**13**	**34**	**67**	**64**	**79**	< 5.0	**0.35 J**	**0.17 J**	**0.21 J**	**0.25 J**	< 5.0	< 5.0	< 5.0	< 5.0	< 5.0	< 5.0	< 5.0	< 5.0	< 5	< 5
Methylene Chloride	5	µg/L	< 5.0	< 5.0	< 5.0	< 5.0	< 5.0	< 5.0	< 5.0	< 5.0	< 5.0	< 5.0	< 5.0	< 1.0	**3.4 J B ***	**2.8 J B**	< 1.0	< 5.0	< 5.0	< 5.0	< 5.0	**0.53 J**	**0.58 J**	< 5.0	< 5.0	< 5	< 5
Toluene	1,000	µg/L	< 5.0	< 5.0	< 5.0	< 5.0	< 5.0	< 5.0	< 5.0	< 5.0	< 5.0	**11**	< 5.0	< 0.33	< 0.33	< 0.33	< 0.33	< 5.0	< 5.0	< 5.0	< 5.0	< 5.0	< 5.0	< 5.0	< 5.0	< 5	< 5
Trichloroethylene	5	µg/L	< 5.0	< 5.0	< 5.0	< 5.0	< 5.0	< 5.0	< 5.0	< 5.0	< 5.0	< 5.0	< 5.0	< 0.13	< 0.13	< 0.13	< 0.13	< 5.0	< 5.0	< 5.0	< 5.0	< 5.0	< 5.0	< 5.0	< 5.0	< 5	< 5
Xylenes, total	2,000	µg/L	< 5.0	< 5.0	< 5.0	< 5.0	< 5.0	**6.8**	**14**	**59**	**43**	**61**	< 5.0	**0.96 J**	**0.31 J**	**0.55 J**	**0.91 J**	**0.27 J**	< 5.0	< 5.0	< 5.0	< 5.0	< 5.0	< 5.0	< 5.0	< 5	< 5
Semivolatile Organic Compounds																											
Acenaphthene	2,000	µg/L	**16**	**16**	**14**	**11**	**9.5**	< 0.50	**47**	**55**	**56**	**6.6**	**36**	**87**	**51**	**71**	**63**	**36**	**48**	**51 D**	**52 D**	**34**	**29**	**54**	**53**	**37**	**33**
Acenaphthylene	10	µg/L	< 1.0	< 1.0	< 1.0	< 1.0	< 1.0	< 1.0	< 1.0	**1.1**	**2.5**	< 2.0	**7.7**	**7.6**	**14**	**18**	**17**	**14**	**23**	**26 D**	**25 D**	**17**	**16**	**14**	**40**	**20**	**20**
Anthracene	10	µg/L	**0.22**	**0.32**	**0.25**	**0.28**	**0.31**	< 0.050	**0.8**	**1.3**	**1.0**	< 2.0	< 1.9	**0.54**	**0.16 J**	**0.26**	**0.14 J**	< 0.19	<0.99	< 0.19	< 0.20	**0.055 J**	**0.056 J**	**0.064 J**	< 10	< 10	< 10
Benz(a)anthracene	0.1	µg/L	< 0.05	< 0.05	< 0.05	< 0.05	< 0.05	< 0.050	**0.29**	< 0.050	< 0.050	< 2.0	< 1.9	< 0.11	< 0.15	< 0.10	< 0.096	< 0.19	<0.99	< 0.19	< 0.20	< 0.19	< 0.19	< 0.19	< 0.050	< 0.05	< 0.05
Benzo(a)pyrene	0.2	µg/L	< 0.05	< 0.05	< 0.05	< 0.05	< 0.05	**0.051**	**0.16**	< 0.050	< 0.050	< 2.0	< 1.9	< 0.11	< 0.15	< 0.10	< 0.096	< 0.19	<0.99	< 0.19	< 0.20	< 0.19	< 0.19	< 0.19	< 0.050	< 0.05	< 0.05
Benzo(b)fluoranthene	0.2	µg/L	< 0.1	< 0.1	< 0.1	< 0.1	< 0.1	< 0.10	**0.36**	< 0.10	< 0.10	< 2.0	< 1.9	< 0.11	< 0.15	< 0.10	< 0.096	< 0.19	<0.99	< 0.19	< 0.20	< 0.19	< 0.19	< 0.19	< 0.10	< 0.1	< 0.1
Benzo(g,h,i)perylene	10	µg/L	< 0.1	< 0.1	< 0.1	< 0.1	< 0.1	**0.11**	< 0.10	< 0.10	< 0.10	< 2.0	< 1.9	< 0.11	< 0.15	< 0.10	< 0.096	< 0.19	<0.99	< 0.19	< 0.20	< 0.19	< 0.19	< 0.19	< 10	< 10	< 10
Benzo(k)fluoranthene	10	µg/L	< 0.05	< 0.05	< 0.05	< 0.05	< 0.05	< 0.050	**0.3**	< 0.050	< 0.050	< 2.0	< 1.9	< 0.11	< 0.15	< 0.10	< 0.096	< 0.19	<0.99	< 0.19	< 0.20	< 0.19	< 0.19	< 0.19	< 10	< 10	< 10
Chrysene	0.2	µg/L	< 0.05	< 0.05	< 0.05	< 0.05	< 0.05	< 0.050	**0.38**	< 0.050	< 0.050	< 2.0	< 1.9	< 0.048	< 0.068	< 0.10	< 0.043	< 0.19	<0.99	< 0.19	< 0.20	< 0.19	< 0.19	< 0.19	< 0.050	< 0.05	< 0.05
Dibenzo(a,h)anthracene	0.3	µg/L	< 0.1	< 0.1	< 0.1	< 0.1	< 0.1	**0.11**	**0.31**	< 0.10	< 0.10	< 2.0	< 1.9	< 0.11	< 0.15	< 0.10	< 0.096	< 0.19	<0.99	< 0.19	< 0.20	< 0.19	< 0.19	< 0.19	< 0.10	< 0.1	< 0.1
Fluoranthene	1,000	µg/L	**0.41**	**0.53**	**0.4**	**0.39**	**0.27**	< 0.10	**0.8**	**1.1**	**1.3**	< 2.0	< 1.9	**0.92**	**0.70**	**0.90**	**0.78**	**0.59**	**1.1**	**0.87**	**0.8**	**0.37**	**0.3**	**0.31**	< 10	< 10	< 10
Fluorene	1,000	µg/L	**2.2**	**2.6**	**2.4**	**2.0**	**1.9**	< 0.10	**6.1**	**9.5**	**12**	< 2.0	**5.3**	**13**	**10**	**14**	**10**	**3.5**	**5.4**	**7.1**	**7.2**	**4.5**	**3.9**	**5.2**	< 10	< 10	< 10
Indeno(1,2,3-cd)pyrene	0.4	µg/L	< 0.05	< 0.05	< 0.05	< 0.05	< 0.05	**0.10**	**0.054**	< 0.050	< 0.050	< 2.0	< 1.9	< 0.11	< 0.15	< 0.10	< 0.096	< 0.19	<0.99	< 0.19	< 0.20	< 0.19	< 0.19	< 0.19	< 0.050	< 0.05	< 0.05
Naphthalene	20	µg/L	**59**	**17**	**78**	**51**	**70**	**4.2**	**590**	**840**	**870**	**83**	**49**	**15**	**5.0**	**6.3**	**4.5**	0.18 J	<0.99	< 0.19	< 0.20	**2.3**	**2.3**	**0.16 J**	< 10	< 10	< 10
Phenanthrene	10	µg/L	**1.4**	**1.8**	**1.5**	**1.7**	**1.6**	< 0.50	**4.1**	**8.1**	**7.1**	< 2.0	< 1.9	**2.7**	**0.70**	**1.2**	**0.49**	< 0.19	<0.99	< 0.19	< 0.20	**0.061 J**	**0.058 J**	**0.074 J**	< 10	< 10	< 10
Pyrene	1,000	µg/L	**0.65**	**0.83**	**0.58**	**0.58**	**0.38**	< 0.050	**0.99**	**1.2**	**1.1**	< 2.0	< 1.9	**0.87**	**0.67**	**0.93**	**0.84**	**0.66**	**1.1**	**0.98**	**0.92**	**0.33**	**0.3**	**0.35**	< 10	< 10	< 10
Inorganic Compounds																											
Antimony	0.01	mg/L	< 0.006	< 0.006	< 0.006	< 0.006	< 0.02	< 0.0200	< 0.0200	< 0.0200	< 0.0200	< 0.020	< 0.020	< 0.0053	< 0.0053	< 0.0053	< 0.0053	< 0.020	< 0.020	< 0.020	< 0.020	< 0.020	< 0.020	< 0.020	< 0.0200	< 0.02	< 0.02
Arsenic	0.05	mg/L	< 0.05	< 0.05	< 0.05	< 0.05	< 0.05	< 0.0500	< 0.0500	< 0.0500	< 0.0500	< 0.020	< 0.020	< 0.0046	< 0.0046	< 0.0046	< 0.0046	< 0.020	< 0.020	< 0.020	< 0.020	< 0.010	< 0.010	< 0.010	<0.0500	< 0.05	< 0.05
Barium	2	mg/L	**0.446**	**0.502**	**0.553**	**0.425**	**0.383**	**0.342**	**0.468**	**0.373**	**0.395**	**0.34**	**0.32**	**0.23**	**0.45**	**0.42**	**0.33**	**0.46**	**0.44**	**0.44**	**0.44**	**0.36**	**0.3**	**0.33**	**0.314**	**0.458**	**0.436**
Beryllium	0.004	mg/L	< 0.004	< 0.004	< 0.004	< 0.004	< 0.01	< 0.0100	< 0.0100	< 0.0100	< 0.0100	< 0.0040	< 0.0040	< 0.00020	< 0.00020	< 0.00020	< 0.00020	< 0.0040	< 0.0040	< 0.0040	< 0.0040	< 0.0040	< 0.0040	< 0.0040	< 0.0100	< 0.010	< 0.010
Cadmium	0.005	mg/L	< 0.005	< 0.005	< 0.005	< 0.005	< 0.005	< 0.0050	< 0.0050	< 0.0050	< 0.0050	< 0.0050	< 0.0050	< 0.0020	< 0.0020	< 0.0020	< 0.0020	< 0.0050	< 0.0050	< 0.0050	< 0.0050	< 0.0050	< 0.0050	< 0.0050	< 0.0050	< 0.005	< 0.005
Chromium	0.1	mg/L	< 0.01	< 0.01	< 0.01	< 0.01	< 0.01	< 0.0100	< 0.0100	< 0.0100	< 0.0100	< 0.010	< 0.010	< 0.0012	< 0.0012	< 0.0012	**0.0012 J**	**0.0012 J**	< 0.010	< 0.010	< 0.010	< 0.010	< 0.010	< 0.010	< 0.0100	< 0.010	< 0.010
Copper	1.3	mg/L	< 0.01	< 0.01	< 0.01	< 0.01	< 0.01	< 0.0100	< 0.0100	< 0.0100	< 0.0100	< 0.020	< 0.020	< 0.0019	< 0.0019	< 0.0019	< 0.0019	< 0.020	< 0.020	< 0.020	< 0.020	< 0.020	< 0.020	< 0.020	< 0.0100	< 0.010	< 0.010
Cyanide	0.2	mg/L	< 0.01	< 0.01	< 0.01	< 0.01	< 0.01	< 0.010	< 0.010	< 0.010	< 0.010	< 0.010	< 0.010	< 0.0050	**0.026**	**0.0057 J**	< 0.0050	< 0.010	< 0.010	< 0.010	< 0.010	**0.0051 J**	< 0.010	< 0.010	< 0.010	< 0.010	< 0.010
Lead	0.015	mg/L	< 0.01	< 0.01	< 0.01	< 0.01	< 0.01	< 0.0100	< 0.0100	< 0.0100	< 0.0100	< 0.010	< 0.010	< 0.0040	< 0.0040	< 0.0040	< 0.0040	< 0.010	< 0.010	< 0.010	< 0.010	< 0.0050	< 0.0050	< 0.0050	< 0.0100	< 0.010	< 0.010
Mercury	0.002	mg/L	< 0.0002	< 0.0002	< 0.0002	< 0.0002	< 0.0002	< 0.00020	< 0.00020	< 0.00020	< 0.00020	< 0.00020	< 0.00020	< 0.000091	< 0.000091	< 0.000091	< 0.000091	< 0.00020	< 0.00020	< 0.00020	< 0.00020	< 0.00020	< 0.00020	< 0.00020	< 0.00020	< 0.0002	< 0.0002
Nickel	0.1	mg/L	< 0.02	< 0.02	< 0.02	< 0.02	< 0.02	< 0.0200	< 0.0200	< 0.0200	< 0.0200	< 0.040	< 0.040	< 0.0023	**0.0092 J**	**0.0033 J**	< 0.0023	**0.0035 J**	< 0.040	< 0.040	< 0.040	< 0.040	< 0.040	< 0.040	< 0.0200	< 0.02	< 0.02
Selenium	0.05	mg/L	< 0.02	< 0.02	< 0.02	< 0.02	< 0.02	< 0.0200	< 0.0200	< 0.0200	< 0.0200	< 0.020	< 0.020	< 0.0064	< 0.0064	< 0.0064	< 0.0064	< 0.020	< 0.020	< 0.020	< 0.020	< 0.010	< 0.010	< 0.010	< 0.0200	< 0.02	< 0.02
Thallium	0.002	mg/L	< 0.002	< 0.002	< 0.002	< 0.002	< 0.02	< 0.0200	< 0.0200	< 0.0200	< 0.0200	< 0.0010	< 0.0010	< 0.00025	< 0.00025	< 0.00025	< 0.00025	< 0.0010	< 0.0010	< 0.0010	< 0.0010	< 0.0010	< 0.0010	< 0.0010	< 1.00	< 1.00	< 1
Vanadium (fume or dust)	0.2	mg/L	< 0.01	< 0.01	< 0.01	< 0.01	< 0.01	< 0.0100	< 0.0100	< 0.0100	< 0.0100	< 0.010	< 0.010	**0.0046 J**	< 0.0024	< 0.0024	< 0.0024	< 0.010	< 0.010	< 0.010	< 0.010	< 0.010	< 0.010	< 0.010	< 0.0100	< 0.010	< 0.010
Zinc	2	mg/L	< 0.02	< 0.02	< 0.02	< 0.02	**0.0781**	**0.0202**	< 0.0200	< 0.0200	< 0.0200	< 0.020	< 0.020	**0.022**	< 0.0087	< 0.0087	< 0.0087	< 0.020	< 0.020	< 0.020	< 0.020	**0.010 J**	**0.013 J**	< 0.020	< 0.0200	< 0.02	< 0.02

Notes:
* - Not a HSRA regulated compound
ISCO - *in-situ* chemical oxidation

Data Qualifier Defintions:
-- - Not analyzed
B (Inorganics) - Estimated analyte concentration
D - Analyte concentration reported from secondary dilution
DB - Analyte concentration reported from secondary dilution; analyte detected in method blank
H - Holding time exceeded for sample
J - Estimated analyte concentration
JB (Organic) - Estimated analyte concentration; analyte detected in method blank
Bold = Exceeds the laboratory detection limit
Bold and shaded - Analyte concentration exceeds the Type 1 RRS
JM (Organic) - Estimated analyte concentration; spike sample recovery outside control limits
M (Organic) - Spike sample recovery outside control limits
N - Spike sample recovery outside of control limits
R - Sample data results rejected due to deficiencies in the ability to meet quality control standards
RRS - Risk Reduction Standard
< - Analyte not detected at referenced detection limit
UJ - Analyte not detected; low method bias and/or matrix interference
UN - Analyte not detected; spiked sample recovery outside of control limits
UR - Analyte not detected; data rejected
UWN - Analyte not detected; post digestion spike and spike sample recovery outside control limits

Appendix E-1
Summary of Historical Groundwater Sampling Data - Alluvium, Galliard, and Saprolite Monitoring Wells
January 2001 through July 2017
Atlanta Gas Light Company
Former Manufactured Gas Plant Site
Augusta, Georgia

MW-600 (Post-ISCO)

Chemical Name	Type 1 Risk Reduction Standard	Unit	7/26/2017	7/26/2017 DUP	1/25/2017	1/25/2017 DUP	7/27/2016	7/27/2016 DUP	1/21/2016	1/21/2016 DUP	1/14/2015	7/16/2014	1/9/2014	7/11/2013	07/13 DUP	1/10/2013	7/26/2012	1/25/2012**
Field Parameters																		
Conductivity	*	mS/cm	0.497	0.497	0.396	0.396	0.36	0.36	0.168	0.168	0.257	0.529	0.416	0.293	0.293	0.396	0.375	0.430
Dissolved Oxygen (YSI)	*	mg/L	0.28	0.28	0.55	0.55	0.01	0.01	0.28	0.28	0.18	0.43	0.58	0.26	0.26	0.79	1.2	0.46
Oxidation Reduction Poter	*	mV	-23	-23	-100.5	-100.5	31.8	31.8	154.9	154.9	-71.3	-73.9	-43.7	-24.1	-24.1	8.7	-32.1	-28.0
pH	*	SU	6.07	6.07	6.14	6.14	6.8	6.8	6.44	6.44	6.1	6.33	6.45	6.70	6.70	6.61	6.70	6.22
Temperature	*	Celsius	27.88	27.88	23.01	23.01	26.6	26.6	16.61	16.61	17.9	22.93	21.27	21.54	21.54	26.44	24.33	22.87
Turbidity	*	NTU	9.58	9.58	6.83	6.83	16.8	16.8	31.7	31.7	53	45.8	19.9	9.60	9.60	24.20	8.05	> 999
Monitored Natural Attenuation Parameters																		
Carbon Dioxide	*	µg/L	--	--	--	--	--	--	--	--	--	--	--	--	--	--	--	--
Iron, as Ferrous (Fe+2)	*	mg/L	--	--	--	--	--	--	--	--	--	--	--	--	--	--	--	--
Methane	*	µg/L	--	--	--	--	--	--	--	--	--	--	--	--	--	--	--	--
Nitrate	*	mg/L	--	--	--	--	--	--	--	--	--	--	--	--	--	--	--	--
Oxygen	*	mg/L	--	--	--	--	--	--	--	--	--	--	--	--	--	--	--	--
Sulfate	*	mg/L	--	--	--	--	--	--	--	--	--	--	--	--	--	--	--	--
Volatile Organic Compounds																		
Acetone	4,000	µg/L	< 25000	< 25000	< 2500	< 2500	< 50	< 50	< 50	< 50	< 25,000	< 25,000	< 2,500	< 2,500	< 2,500	< 20,000	< 5,000	< 100
Benzene	5	µg/L	**20000 J**	**30000 J**	**27000**	**27000**	**23000**	**23000**	**4500**	**4300**	**25,000**	**25,000**	**20,000**	**7,000**	**5,900**	**26,000**	**48,000 D**	**440**
Carbon Disulfide	4,000	µg/L	< 2500	< 2500	< 250	< 250	< 5.0	< 5.0	< 5.0	< 5.0	< 2,500	< 2500	< 250	< 250	< 250	<1,000	< 250	< 12
Ethylbenzene	700	µg/L	< 2500	< 2500	**2700**	**2700**	**2100**	**2000**	**420**	**440**	< 250	< 2500	**2,400**	**990**	**760**	**1,300**	**1,300**	**1,600**
Methylene Chloride	5	µg/L	< 2500	< 2500	< 250	< 250	< 5.0	< 5.0	< 5.0	< 5.0	< 5.0	< 2500	< 250	< 250	< 250	<1,000	< 250	< 20
Toluene	1,000	µg/L	**8400 J**	**14000 J**	**10000**	**10000**	**13000**	**13000**	**1400**	**1400**	**8,500**	**17,000**	**12,000**	**5,300**	**4,300**	**12,000**	**24,000 D**	**72 J**
Trichloroethylene	5	µg/L	< 2500	< 2500	< 250	< 250	< 5.0	< 5.0	< 5.0	< 5.0	< 2,500	< 2500	< 250	< 250	< 250	<1,000	< 250	< 2.6
Xylenes, total	2,000	µg/L	< 2500	**2500**	**3700**	**3700**	**4000**	**4000**	**510**	**620**	2,600	**4,600**	**3,700**	**2,100**	**1,600**	**3,000**	**5,100 D**	**1,200**
Semivolatile Organic Compounds																		
Acenaphthene	2,000	µg/L	**12 J**	**20 J**	**21**	**21**	**21**	**23**	**3.4 JL**	**4.1 JL**	**14**	**9.2**	**21**	**6.2**	**6.3**	< 22	< 190	**200**
Acenaphthylene	10	µg/L	**90**	**110**	**74**	**79**	**110**	**100**	**8.8 JL**	**13 JL**	**120**	**210**	**190**	**53**	< 100	**93**	< 190	**67**
Anthracene	10	µg/L	**3.5**	**3.3**	**3.3**	**3.4**	**2.5**	**2.6**	**0.51 JL**	**0.77 JL**	**2.4**	**8.9**	**5.6**	**1.5**	**1.7**	< 22	< 190	**43**
Benz(a)anthracene	0.1	µg/L	**0.57**	**0.46**	**0.41**	**0.5**	**0.18**	**0.21**	**0.3 JL**	**0.35 JL**	**0.38**	**2.8**	**0.97**	< 0.50	**0.31**	< 22	< 190	**35**
Benzo(a)pyrene	0.2	µg/L	**0.39**	**0.32**	**0.23**	**0.26**	**0.099**	**0.12**	**0.22 JL**	**0.27 JL**	**0.3**	**2.1**	**0.72**	< 0.50	**0.23**	< 22	< 190	**35**
Benzo(b)fluoranthene	0.2	µg/L	**0.38**	**0.32**	**0.2**	**0.23**	< 0.1	< 0.1	**0.18 JL**	**0.22 JL**	**0.28**	**1.8**	**0.47**	< 1.0	**0.19**	< 22	< 190	**27**
Benzo(g,h,i)perylene	10	µg/L	**0.17**	**0.14**	**0.11**	**0.13**	< 0.1	< 0.1	**0.11 JL**	**0.14 JL**	**0.16**	**0.79**	**0.26**	< 1.0	< 0.10	< 22	< 190	**14**
Benzo(k)fluoranthene	10	µg/L	**0.12 J**	**0.082 J**	**0.085**	**0.11**	< 0.05	< 0.05	**0.089 JL**	**0.11 JL**	**0.085**	**0.68**	**0.18**	< 0.50	**0.096**	< 22	< 190	**13**
Chrysene	0.2	µg/L	**0.36**	**0.3**	**0.32**	**0.38**	**0.14**	**0.17**	**0.19 JL**	**0.27 JL**	**0.3**	**2.1**	**0.66**	< 0.50	**0.26**	< 22	< 190	**28**
Dibenzo(a,h)anthracene	0.3	µg/L	< 0.1	< 0.1	< 0.1	< 0.1	< 0.1	< 0.1	< 0.1 UL	< 0.1 UL	< 0.10	**0.2**	< 0.10	**< 1.0**	< 0.10	< 22	< 190	**4.5**
Fluoranthene	1,000	µg/L	**1.8**	**1.6**	**1.6**	**1.8**	**1.1**	**1.1**	**0.59 JL**	**0.74 JL**	**1.2**	**6.9**	**3.2**	**1.0**	**1.2**	< 22	< 190	**53**
Fluorene	1,000	µg/L	**14 J**	**20 J**	**15**	**17**	**20**	**19**	**4.3 JL**	**5.5 JL**	**20**	**48**	**39**	**12**	**16**	< 22	< 190	**92**
Indeno(1,2,3-cd)pyrene	0.4	µg/L	**0.13**	**0.11**	**0.079**	**0.092**	< 0.05	< 0.05	**0.091 JL**	**0.1 JL**	**0.11**	**0.69**	**0.21**	< 0.50	**0.065**	< 22	< 190	**12**
Naphthalene	20	µg/L	**4500 J**	**7200 J**	**5400**	**5700**	**6700**	**6400**	**77 JL**	**120 JL**	**5,400**	**10,000**	**7,700**	**2,500**	**2,900**	**5,700**	**8,200**	**6,300**
Phenanthrene	10	µg/L	**13**	**16**	**13**	**14**	**15**	**15**	**2.7 JL**	**3.9 JL**	**15**	**53**	**36**	**9.8**	**9.6**	< 22	< 190	**170**
Pyrene	1,000	µg/L	**2.3**	**2.1**	**2.2**	**2.4**	**1.5**	**1.6**	**0.8 JL**	**0.98 JL**	**1.8**	**8.5**	**3.8**	**1.2**	**1.4**	< 22	< 190	**68**
Inorganic Compounds																		
Antimony	0.01	mg/L	< 0.006	< 0.006	< 0.006	< 0.006	< 0.006	< 0.006	< 0.006	< 0.006	< 0.0200	< 0.0200	< 0.0200	< 0.0200	< 0.0200	< 0.020	< 0.020	< 0.0053
Arsenic	0.05	mg/L	< 0.05	< 0.05	< 0.05	< 0.05	< 0.05	< 0.05	< 0.05	< 0.05	< 0.0500	< 0.0500	< 0.0500	< 0.0500	< 0.0500	< 0.020	< 0.020	< 0.0046
Barium	2	mg/L	**0.236**	**0.233**	**0.131**	**0.139**	**0.0955**	**0.102**	**0.0327**	**0.033**	**0.157**	**0.315**	**0.197**	**0.0615**	**0.0613**	**0.097**	**0.25**	**0.66**
Beryllium	0.004	mg/L	< 0.004	< 0.004	< 0.004	< 0.004	< 0.004	< 0.004	< 0.004	< 0.004	< 0.0100	< 0.0100	< 0.0100	< 0.0100	< 0.0100	< 0.0040	< 0.0040	< 0.00020
Cadmium	0.005	mg/L	< 0.005	< 0.005	< 0.005	< 0.005	< 0.005	< 0.005	< 0.005	< 0.005	< 0.0050	< 0.0050	< 0.0050	< 0.0050	< 0.0050	< 0.0050	< 0.0050	< 0.0020
Chromium	0.1	mg/L	< 0.01	< 0.01	< 0.01	< 0.01	< 0.01	< 0.01	< 0.01	< 0.01	< 0.0100	< 0.0100	< 0.0100	< 0.0100	< 0.0100	< 0.010	< 0.010	**0.0019 J**
Copper	1.3	mg/L	**0.0158**	**0.0168**	**0.0211**	**0.02**	**0.0438**	**0.0398**	**0.0578**	**0.055**	**0.0312**	< 0.0100	**0.0351**	**0.0292**	**0.0298**	**0.021**	< 0.020	< 0.0019
Cyanide	0.2	mg/L	< 0.01	< 0.01	< 0.01	< 0.01	< 0.01	< 0.01	< 0.01	< 0.01	< 0.010	< 0.010	< 0.010	< 0.010	< 0.010	< 0.010	< 0.010	**0.0080 J**
Lead	0.015	mg/L	< 0.01	< 0.01	< 0.01	< 0.01	< 0.01	< 0.01	< 0.01	< 0.01	< 0.0100	< 0.0100	< 0.0100	< 0.0100	< 0.0100	< 0.010	< 0.010	< 0.0040
Mercury	0.002	mg/L	< 0.0002	< 0.0002	< 0.0002	< 0.0002	< 0.0002	< 0.0002	< 0.0002	< 0.0002	< 0.00020	< 0.00020	< 0.00020	< 0.00020	< 0.00020	< 0.00020	< 0.00020	< 0.000091
Nickel	0.1	mg/L	< 0.02	< 0.02	< 0.02	< 0.02	< 0.02	< 0.02	< 0.02	< 0.02	< 0.0200	< 0.0200	< 0.0200	< 0.0200	< 0.0200	< 0.040	< 0.040	< 0.0023
Selenium	0.05	mg/L	< 0.02	< 0.02	< 0.02	< 0.02	< 0.02	< 0.02	< 0.02	< 0.02	< 0.0200	< 0.0200	< 0.0200	< 0.0200	< 0.0200	< 0.020	< 0.020	< 0.0064
Thallium	0.002	mg/L	< 0.002	< 0.002	< 0.002	< 0.002	< 0.002	< 0.002	< 0.002	< 0.002	< 0.0200	< 0.0200	< 0.0200	< 0.0200	< 0.0200	< 0.0010	< 0.0010	< 0.00025
Vanadium (fume or dust)	0.2	mg/L	< 0.01	< 0.01	< 0.01	< 0.01	< 0.01	< 0.01	**0.0108**	**0.0108**	< 0.0100	**0.0102**	< 0.0100	< 0.0100	< 0.0100	<0.010	**0.015**	< 0.0024
Zinc	2	mg/L	**0.0951**	**0.0966**	**0.147**	**0.142**	**0.217**	**0.219**	**0.854**	**0.854**	**0.208**	**0.058**	**0.288**	**1.53**	**1.59**	**0.099**	**0.15**	< 0.0087

MW-601 (Post-ISCO)

Chemical Name	7/25/2017	1/25/2017	7/28/2016	1/20/2016	7/30/2015	7/30 DUP	1/14/2015	7/16/2014	1/9/2014	7/11/2013	1/10/2013	7/25/2012	1/19/2012	7/6/2011	1/20/2011
Field Parameters															
Conductivity	0.221	0.224	0.427	0.451	590	590	0.529	0.565	0.421	0.543	0.569	0.658	0.649	0.645	0.46
Dissolved Oxygen (YSI)	0.13	0.16	0.08	0.19	0.3	0.3	0.28	0.23	0.24	0.34	0.19	2.94	0.15	0.25	0.22
Oxidation Reduction Poter	-39.5	10.7	-52.6	-89.2	234.1	234.1	-42.8	-137.3	-66.0	-121.2	-103.8	-61.0	-80.0	-84.5	-77.0
pH	6.01	6.08	6.46	6	6.08	6.08	5.92	6.05	6.22	6.01	5.96	5.22	6.16	6.00	5.85
Temperature	22.55	21.2	20.85	21.24	25.7	25.7	15.8	23.11	18.95	21.41	22.47	25.42	22.04	22.88	19.84
Turbidity	5.93	4.27	3.71	1.8	35.5	35.5	3.12	8.56	8.79	8.16	9.14	3.27	1.1	26.2	16.9
Monitored Natural Attenuation Parameters															
Carbon Dioxide	--	--	--	--	--	--	--	--	--	--	--	--	--	--	--
Iron, as Ferrous (Fe+2)	--	--	--	--	--	--	--	--	--	--	--	--	--	--	--
Methane	--	--	--	--	--	--	--	--	--	--	--	--	--	--	--
Nitrate	--	--	--	--	--	--	--	--	--	--	--	--	--	--	--
Oxygen	--	--	--	--	--	--	--	--	--	--	--	--	--	--	--
Sulfate	--	--	--	--	--	--	--	--	--	--	--	--	--	--	--
Volatile Organic Compounds															
Acetone	< 5000	< 5000	< 5000	< 5000	< 2500	< 2500	< 5,000	< 5,000	< 5,000	< 2,500	< 2,500	< 25,000	< 1,300	**740 J**	< 500
Benzene	**9400**	**8200**	**12000**	**20000**	**20000**	**21000**	**6,900**	**31000**	**18,000**	**18,000**	**28,000**	**27,000**	**21,000**	**22,000 D**	**14,000**
Carbon Disulfide	< 500	< 500	< 500	< 500	< 250	< 250	< 500	< 500	< 500	< 250	<130	< 1,300	< 150	< 60	< 60
Ethylbenzene	**1400**	**570**	**910**	**850**	**1400**	**1500**	**960**	**1,600**	**1,300**	**1,000**	**950**	< 1,300	**950 J**	**890**	**440 J**
Methylene Chloride	< 500	< 500	< 500	< 500	< 250	< 250	< 5.0	< 500	< 500	< 250	<130	< 1,300	< 250	< 100	< 100
Toluene	**8200**	**7300**	**9700**	**13000**	**12000**	**14000**	**2,100**	**16,000**	**6,100**	**8,700**	**13,000**	**11,000**	**8,800**	**10,000**	**7,400**
Trichloroethylene	< 500	< 500	< 500	< 500	< 250	< 250	< 500	< 500	< 500	< 250	<130	< 1,300	< 33	< 13	< 13
Xylenes, total	**2800**	**2000**	**3100**	**4100**	**3500**	**3400**	**1,900**	**4,200**	**2,500**	**3,400**	**3,700**	**3,800**	**3,300**	**3,700**	**3,000**
Semivolatile Organic Compounds															
Acenaphthene	**18**	**8.0**	**14**	**13**	**1.0**	**5.6**	**12**	**4.6**	**14**	**18**	**19**	< 210	**18**	**12**	**16**
Acenaphthylene	**44**	**33**	**53**	**60**	**5**	< 1.000	**45**	**70**	**50**	**64**	**81**	< 210	**75**	**65**	**68**
Anthracene	**3.8**	**3.1**	**4.5**	**4.8**	**3.7**	**2.8**	**4.4**	**4.7**	**7.7**	**6.7**	< 19	< 210	**7.1 J**	**5.2 J**	**5.5**
Benz(a)anthracene	**0.15**	**0.15**	**0.19**	**0.31**	< 0.05	**0.14**	< 0.050	**0.24**	**0.4**	< 0.50	< 19	< 210	< 4.8	< 4.7	< 1.0
Benzo(a)pyrene	< 0.05	< 0.05	< 0.05	< 0.05	< 0.05	< 0.05	< 0.050	< 0.050	< 0.050	< 0.50	< 19	< 210	< 4.8	< 4.7	< 1.0
Benzo(b)fluoranthene	< 0.1	< 0.1	< 0.1	< 0.1	< 0.1	< 0.1	< 0.10	< 0.10	< 0.1	< 1.0	< 19	< 210	< 4.8	< 4.7	< 1.0
Benzo(g,h,i)perylene	< 0.1	< 0.1	< 0.1	< 0.1	< 0.1	< 0.1	< 0.10	< 0.10	< 1.0	< 1.0	< 19	< 210	< 4.8	< 4.7	< 1.0
Benzo(k)fluoranthene	< 0.05	< 0.05	< 0.05	< 0.05	< 0.05	< 0.05	< 0.050	< 0.050	< 0.50	< 0.50	< 19	< 210	< 4.8	< 4.7	< 1.0
Chrysene	< 0.05	**0.073**	< 0.05	**0.21**	< 0.05	< 0.05	< 0.050	< 0.050	< 0.050	< 0.50	<1 9	< 210	< 2.2	< 2.1	< 0.45
Dibenzo(a,h)anthracene	< 0.1	< 0.1	< 0.1	< 0.1	< 0.1	< 0.1	< 0.10	< 0.10	< 0.1	< 1.0	< 19	< 210	< 4.8	< 4.7	< 1.0
Fluoranthene	**1.1**	**1.2**	**1.3**	**0.94**	**0.35**	**0.27**	**0.49**	**0.4**	**0.67**	< 1.0	< 19	< 210	< 4.8	< 4.7	**2.3**
Fluorene	**33**	**21**	**31**	**38**	**3**	**16**	**36**	**0.19**	**42**	**53**	**64**	< 210	**63**	**50**	**60**
Indeno(1,2,3-cd)pyrene	**0.066**	< 0.05	< 0.05	< 0.05	< 0.05	< 0.05	< 0.050	< 0.050	< 0.050	< 0.50	<1 9	< 210	< 4.8	< 4.7	< 1.0
Naphthalene	**3400**	**3100**	**6700**	**8200**	**6600**	**4300**	6,500	**8,700**	**8,400**	**9,900**	**11,000**	**11,000**	**770**	**8,900**	**9,800**
Phenanthrene	**24**	**14**	**21**	**25**	**12**	**9.4**	**17**	**16**	**25**	**25**	**35**	< 210	**38**	**25**	**44 ***
Pyrene	**1.4**	**1.5**	**1.5**	**1.2**	**0.45**	**0.31**	**0.47**	**0.49**	**1**	**0.76**	< 19	< 210	< 4.8	< 4.7	**1.5 J**
Inorganic Compounds															
Antimony	< 0.006	< 0.006	< 0.006	< 0.006	< 0.02	< 0.02	< 0.0200	< 0.0200	< 0.0200	< 0.0200	< 0.020	< 0.020	< 0.0053	< 0.0053	< 0.0053
Arsenic	< 0.05	< 0.05	< 0.05	< 0.05	< 0.05	< 0.05	< 0.0500	< 0.0500	< 0.0500	< 0.0500	< 0.020	< 0.020	**0.0096 J**	**0.011 J**	**0.0054 J**
Barium	**0.144**	**0.0937**	**0.176**	**0.182**	**0.213**	**0.215**	**0.275**	**0.169**	**0.249**	**0.270**	**0.28**	**0.29**	**0.3**	**0.27**	**0.2**
Beryllium	< 0.004	< 0.004	< 0.004	< 0.004	< 0.01	< 0.01	< 0.0100	< 0.0100	< 0.0100	< 0.0100	< 0.0040	< 0.0040	< 0.00020	**< 0.00020**	**0.00029 JB**
Cadmium	< 0.005	< 0.005	**0.0091**	< 0.005	< 0.005	< 0.005	< 0.0050	< 0.0050	< 0.0050	< 0.0050	< 0.0050	< 0.0050	< 0.0020	< 0.0020	< 0.0020
Chromium	< 0.01	< 0.01	< 0.01	< 0.01	< 0.01	< 0.01	< 0.0100	< 0.0100	< 0.0100	< 0.0100	< 0.010	< 0.010	**0.0019 J**	**0.0041 J**	**0.0022 J**
Copper	< 0.01	< 0.01	< 0.01	< 0.01	**0.0175**	< 0.01	< 0.0100	< 0.0100	< 0.0100	< 0.0100	< 0.020	< 0.020	< 0.0019	**0.0073 J**	**0.0062 JB**
Cyanide	**0.017**	**0.019**	**0.046**	**0.027**	**0.022**	**0.019**	**0.022**	**0.048**	**0.025**	**0.026**	**0.035**	**0.041**	**0.048**	**0.061**	**0.029**
Lead	< 0.01	< 0.01	< 0.01	< 0.01	< 0.01	< 0.01	< 0.0100	< 0.0100	< 0.0100	< 0.0100	< 0.010	< 0.010	< 0.0040	< 0.0040	< 0.0040
Mercury	< 0.0002	< 0.0002	< 0.0002	< 0.0002	< 0.0002	< 0.0002	< 0.00020	< 0.00020	< 0.00020	< 0.00020	< 0.00020	< 0.00020	< 0.000091	< 0.000091	< 0.000091
Nickel	< 0.02	< 0.02	< 0.02	< 0.02	< 0.02	< 0.02	< 0.0200	< 0.0200	< 0.0200	< 0.0200	< 0.040	< 0.040	< 0.0023	**0.0034 J**	**0.0026 J**
Selenium	< 0.02	< 0.02	< 0.02	< 0.02	< 0.02	< 0.02	< 0.0200	< 0.0200	< 0.0200	< 0.0200	< 0.020	< 0.020	< 0.0064	< 0.0064	< 0.0064
Thallium	< 0.002	< 0.002	< 0.002	< 0.002	< 0.02	< 0.02	< 0.0200	< 0.0200	< 0.0200	< 0.0200	< 0.0010	< 0.0010	< 0.00025	< 0.00025	< 0.00025
Vanadium (fume or dust)	< 0.01	< 0.01	< 0.01	< 0.01	< 0.01	< 0.01	< 0.0100	< 0.0100	< 0.0100	< 0.0100	< 0.010	< 0.010	**0.0024 J**	**0.0040 J**	**0.0029 J**
Zinc	**0.0368**	**0.0458**	**0.0759**	**0.0602**	**0.052**	**0.0339**	**0.0379**	**0.0564**	**0.121**	**0.0291**	**0.077**	< 0.020	< 0.0087	**0.029**	**0.028**

MW-602 (Post-ISCO)

Chemical Name	7/25/2017	1/24/2017	7/26/2016	1/19/2016	7/28/2015	1/13/2015	7/15/2014	1/7/2014	7/9/2013	1/7/2013	7/23/212	1/17/2012	7/6/2011	1/18/2011
Field Parameters														
Conductivity	0.447	0.503	0.541	0.597	620	0.613	0.683	0.627	0.193	0.576	0.683	0.82	0.801	0.704
Dissolved Oxygen (YSI)	0.3	0.21	0.06	0.19	0.7	0.62	0.12	0.47	0.12	0.37	0.23	0.76	0.35	0.42
Oxidation Reduction Poter	2.2	-11.8	9.1	-65.6	-46.9	-33	-56.6	-30.5	-30.1	-7.1	-73.8	-49.3	-47.7	-81.7
pH	5.95	6.13	5.88	6.69	5.94	5.77	6.00	6.05	6.79	6.07	5.46	6.48	6.10	6.55
Temperature	20.79	20.37	20.04	20.02	29.1	17.4	22.36	18.36	24.76	18.15	24.51	20.97	23.69	17.93
Turbidity	3.13	3.76	7.6	2.18	34.1	15.5	9.45	4.16	5.42	2.04	2.59	8.17	181	7.34
Monitored Natural Attenuation Parameters														
Carbon Dioxide	--	--	--	--	--	--	--	--	--	--	--	--	--	--
Iron, as Ferrous (Fe+2)	--	--	--	--	--	--	--	--	--	--	--	--	--	--
Methane	--	--	--	--	--	--	--	--	--	--	--	--	--	--
Nitrate	--	--	--	--	--	--	--	--	--	--	--	--	--	--
Oxygen	--	--	--	--	--	--	--	--	--	--	--	--	--	--
Sulfate	--	--	--	--	--	--	--	--	--	--	--	--	--	--
Volatile Organic Compounds														
Acetone	< 50	< 50	< 50	< 50	< 50	< 50	< 50	< 50	< 50	< 100	< 5.0	< 5.0	< 5.0	< 50
Benzene	< 5.0	< 5.0	< 5.0	< 5.0	< 5.0	< 5.0	< 5.0	< 5.0	< 5.0	< 5.0	**110**	**2.1 J**	< 0.25	**1,300**
Carbon Disulfide	< 5.0	< 5.0	< 5.0	< 5.0	< 5.0	< 5.0	< 5.0	< 5.0	< 5.0	< 5.0	< 0.60	< 0.60	< 0.60	< 6.0
Ethylbenzene	< 5.0	< 5.0	< 5.0	< 5.0	< 5.0	< 5.0	< 5.0	< 5.0	< 5.0	< 5.0	**3.0 J**	**0.11 J**	< 0.11	**38 J**
Methylene Chloride	< 5.0	< 5.0	< 5.0	< 5.0	< 5.0	< 5.0	< 5.0	< 5.0	< 5.0	< 5.0	< 1.0	< 1.0	< 1.0	< 10
Toluene	< 5.0	< 5.0	< 5.0	< 5.0	< 5.0	< 5.0	< 5.0	< 5.0	< 5.0	< 5.0	**0.34 J**	< 0.33	< 0.33	< 3.3
Trichloroethylene	< 5.0	< 5.0	< 5.0	< 5.0	< 5.0	< 5.0	< 5.0	< 5.0	< 5.0	< 5.0	< 0.13	< 0.13	< 0.13	< 1.3
Xylenes, total	< 5.0	< 5.0	< 5.0	< 5.0	< 5.0	< 5.0	< 5.0	< 5.0	< 5.0	< 5.0	**1.5 J**	**0.45 J**	< 0.20	**30 J**
Semivolatile Organic Compounds														
Acenaphthene	**1.7**	**1.7**	**1.9**	**1.8**	**1.6**	**1.6**	**1.9**	**3.5**	< 0.50	**4.3**	**11**	**6.7**	**4.3**	**0.5**
Acenaphthylene	< 1.0	< 1.0	< 1.0	< 1.0	< 1.0	< 1.0	< 1.0	< 1.0	< 1.0	< 0.22	< 0.50	**0.18 J**	**0.23**	**34**
Anthracene	**0.11**	**0.15**	**0.12**	**0.11**	**0.073**	**0.1**	**0.17**	**0.16**	< 0.050	< 0.22	< 0.50	< 0.10	**0.10 J**	**0.43**
Benz(a)anthracene	< 0.05	< 0.05	< 0.05	< 0.05	< 0.05	< 0.050	< 0.050	< 0.050	< 0.050	< 0.22	< 0.50	< 0.10	< 0.095	< 0.10
Benzo(a)pyrene	< 0.05	< 0.05	< 0.05	< 0.05	< 0.05	< 0.050	< 0.050	< 0.050	< 0.050	< 0.22	< 0.50	< 0.10	< 0.095	< 0.10
Benzo(b)fluoranthene	< 0.1	< 0.1	< 0.1	< 0.1	< 0.1	< 0.10	< 0.10	< 0.10	< 0.10	< 0.22	< 0.50	< 0.10	< 0.095	< 0.10
Benzo(g,h,i)perylene	< 0.1	< 0.1	< 0.1	< 0.1	< 0.1	< 0.10	< 0.10	< 0.10	< 0.10	< 0.22	< 0.50	< 0.10	< 0.095	< 0.10
Benzo(k)fluoranthene	< 0.05	< 0.05	< 0.05	< 0.05	< 0.05	< 0.050	< 0.050	< 0.050	< 0.050	< 0.22	< 0.50	< 0.10	< 0.095	< 0.10
Chrysene	< 0.05	< 0.05	< 0.05	< 0.05	< 0.05	< 0.050	< 0.050	< 0.050	< 0.050	< 0.22	< 0.23	< 0.046	< 0.045	< 0.045
Dibenzo(a,h)anthracene	< 0.1	< 0.1	< 0.1	< 0.1	< 0.1	< 0.10	< 0.10	< 0.10	< 0.10	< 0.22	< 0.50	< 0.10	< 0.095	< 0.10
Fluoranthene	< 0.1	< 0.1	< 0.1	< 0.1	< 0.1	< 0.10	< 0.10	< 0.10	< 0.10	< 0.22	< 0.50	**0.14 J**	< 0.095	**0.11 J**
Fluorene	< 0.1	**0.12**	**0.13**	**0.16**	**0.17**	0.22	**0.31**	**0.69**	< 0.10	**0.55**	**1.6**	**0.47**	**0.64**	**5.5**
Indeno(1,2,3-cd)pyrene	< 0.05	< 0.05	< 0.05	< 0.05	< 0.05	< 0.050	< 0.050	< 0.050	< 0.050	< 0.22	< 0.50	< 0.10	< 0.095	< 0.10
Naphthalene	< 0.5	< 0.5	< 0.5	< 0.5	< 0.5	<500	< 0.50	< 0.50	< 0.50	< 0.22	**65**	**0.34**	**0.15 J**	**330**
Phenanthrene	< 0.05	< 0.05	< 0.05	< 0.05	< 0.05	< 0.50	< 0.050	< 0.050	< 0.050	< 0.22	< 0.50	< 0.10	< 0.095	**1.2**
Pyrene	**0.079**	**0.08**	**0.065**	**0.094**	**0.064**	< 0.050	**0.054**	**0.08**	< 0.050	< 0.22	< 0.50	**0.22**	**0.11 J**	**0.12 J**
Inorganic Compounds														
Antimony	< 0.006	< 0.006	< 0.006	< 0.006	< 0.02	< 0.0200	< 0.0200	< 0.0200	< 0.0200	< 0.020	< 0.0053	< 0.0053	< 0.0053	< 0.0053
Arsenic	< 0.05	< 0.05	< 0.05	< 0.05	< 0.05	< 0.0500	< 0.0500	< 0.0500	< 0.0500	< 0.020	< 0.0046	< 0.0046	< 0.0046	< 0.0046
Barium	**0.421**	**0.381**	**0.46**	**0.488**	**0.51**	**0.491**	**0.553**	**0.583**	**0.137**	**0.38**	**0.4**	**0.57**	**0.61**	**0.36**
Beryllium	< 0.004	< 0.004	< 0.004	< 0.004	< 0.01	< 0.0100	< 0.0100	< 0.0100	< 0.0100	< 0.0040	< 0.00020	< 0.00020	**0.00048 J**	< 0.00020
Cadmium	< 0.005	< 0.005	< 0.005	< 0.005	< 0.005	< 0.0050	< 0.0050	< 0.0050	< 0.0050	< 0.0050	< 0.0020	< 0.0020	< 0.0020	< 0.0020
Chromium	< 0.01	< 0.01	< 0.01	< 0.01	< 0.01	< 0.0100	< 0.0100	< 0.0100	< 0.0100	< 0.010	< 0.0012	**0.0031 J**	**0.0045 J**	< 0.0012
Copper	< 0.01	< 0.01	< 0.01	< 0.01	< 0.01	**0.0221**	< 0.0100	< 0.0100	**0.0117**	< 0.020	**0.0049 J**	< 0.0019	**0.02**	< 0.0019
Cyanide	< 0.01	< 0.01	< 0.01	< 0.01	< 0.01	< 0.010	< 0.010	< 0.010	< 0.010	< 0.010	< 0.0050	< 0.0050	< 0.0050	< 0.0050
Lead	< 0.01	< 0.01	< 0.01	< 0.01	< 0.01	< 0.0100	< 0.0100	< 0.0100	< 0.0100	< 0.010	< 0.0040	< 0.0040	**0.0088 J**	< 0.0040
Mercury	< 0.0002	< 0.0002	< 0.0002	< 0.0002	< 0.0002	< 0.00020	< 0.00020	< 0.00020	< 0.00020	< 0.00020	< 0.000091	< 0.000091	< 0.000091	< 0.000091
Nickel	< 0.02	< 0.02	< 0.02	< 0.02	< 0.02	< 0.0200	< 0.0200	< 0.0200	< 0.0200	< 0.040	**0.0024 J**	< 0.0023	**0.0027 J**	< 0.0023
Selenium	< 0.02	< 0.02	< 0.02	< 0.02	< 0.02	< 0.0200	< 0.0200	< 0.0200	< 0.0200	< 0.020	< 0.0064	< 0.0064	< 0.0064	< 0.0064
Thallium	< 0.002	< 0.002	< 0.002	< 0.002	< 0.02	< 0.0200	< 0.0200	< 0.0200	< 0.0200	< 0.0010	< 0.00025	< 0.00025	< 0.00025	< 0.00025
Vanadium (fume or dust)	< 0.01	< 0.01	< 0.01	< 0.01	< 0.01	< 0.0100	< 0.0100	< 0.0100	< 0.0100	< 0.010	**0.0044 J**	< 0.0024	**0.013**	< 0.0024
Zinc	< 0.02	**0.132**	< 0.02	< 0.02	**0.0407**	**0.165**	**0.0299**	**0.0432**	**0.583**	**0.4**	**0.17**	< 0.0087	**0.19**	< 0.0087

MW-603 (Post-ISCO)

Chemical Name	7/11/2013	1/9/2013	7/26/2012	1/17/2012	7/6/2011	1/18/2011
Field Parameters						
Conductivity	1.030	0.896	0.484	0.874	0.918	0.839
Dissolved Oxygen (YSI)	0.17	0.61	0.93	7.19	0.11	0.51
Oxidation Reduction Poter	-63.2	4.3	-34.8	-60.2	-57.5	-51.1
pH	5.89	6.19	6.02	6.56	6.01	5.9
Temperature	23.02	19.27	25.63	18.84	22.66	17.21
Turbidity	1.28	3.79	5.02	6.36	31.7	6.68
Monitored Natural Attenuation Parameters						
Carbon Dioxide	--	--	--	--	--	--
Iron, as Ferrous (Fe+2)	--	--	--	--	--	--
Methane	--	--	--	--	--	--
Nitrate	--	--	--	--	--	--
Oxygen	--	--	--	--	--	--
Sulfate	--	--	--	--	--	--
Volatile Organic Compounds						
Acetone	< 50	< 100	< 100	< 5.0	< 5.0	< 5.0
Benzene	< 5.0	< 5.0	< 5.0	**2.0 J**	**2.3 J**	**3.5 J**
Carbon Disulfide	< 5.0	< 5.0	< 5.0	< 0.60	< 0.60	< 0.60
Ethylbenzene	**74**	**82**	**88**	**120**	**98**	**110**
Methylene Chloride	< 5.0	< 5.0	< 5.0	< 1.0	**2.9 J**	< 1.0
Toluene	< 5.0	< 5.0	< 5.0	**3.0 J**	**2.4 J**	**2.7 J**
Trichloroethylene	< 5.0	< 5.0	< 5.0	< 0.13	< 0.13	< 0.13
Xylenes, total	**39**	**40**	**51**	**69**	**45**	**63**
Semivolatile Organic Compounds						
Acenaphthene	**40**	**100**	< 190	**85**	**64**	**64**
Acenaphthylene	< 1.0	**31**	< 190	**4.1**	**1.9**	**1.3 J**
Anthracene	**1.6**	<10	< 190	< 1.0	**3.3**	**3.8**
Benz(a)anthracene	< 0.050	<10	< 190	< 1.0	**0.11 J**	< 0.99
Benzo(a)pyrene	< 0.050	<10	< 190	< 1.0	< 0.095	< 0.99
Benzo(b)fluoranthene	< 0.10	<10	< 190	< 1.0	< 0.095	< 0.99
Benzo(g,h,i)perylene	< 0.10	<10	< 190	< 1.0	< 0.095	< 0.99
Benzo(k)fluoranthene	< 0.050	<10	< 190	< 1.0	< 0.095	< 0.99
Chrysene	< 0.050	<10	< 190	< 0.46	**0.078 J**	< 0.44
Dibenzo(a,h)anthracene	< 0.10	<10	< 190	< 1.0	< 0.095	< 0.99
Fluoranthene	**0.78**	<10	< 190	< 1.0	**1.1**	**1.0 J**
Fluorene	**9.3**	**29**	< 190	**20**	**21**	**22**
Indeno(1,2,3-cd)pyrene	< 0.050	<10	< 190	< 1.0	< 0.095	< 0.96
Naphthalene	**490**	**1,000**	**1,100**	**1,400 D**	**840**	**930**
Phenanthrene	**8.4**	**22**	< 190	**13**	**16 J**	**18**
Pyrene	**0.71**	<10	< 190	< 1.0	**1.4**	**1.3 J**
Inorganic Compounds						
Antimony	< 0.0200	< 0.020	< 0.020	< 0.0053	< 0.0053	< 0.0053
Arsenic	< 0.0500	< 0.020	< 0.020	< 0.0046	< 0.0046	**0.0048 J**
Barium	**0.808**	**0.67**	**0.74**	**0.84**	**0.82**	**0.75**
Beryllium	< 0.0100	< 0.0040	< 0.0040	< 0.00020	< 0.00020	< 0.00020
Cadmium	< 0.0050	< 0.0050	< 0.0050	< 0.0020	< 0.0020	< 0.0020
Chromium	< 0.0100	< 0.010	< 0.010	**0.0016 J**	**0.0034 J**	**0.0022 J**
Copper	< 0.0100	< 0.020	< 0.020	< 0.0019	**0.0024 J**	< 0.0019
Cyanide	< 0.010	< 0.010	< 0.010	< 0.0050	**0.01**	< 0.0050
Lead	< 0.0100	< 0.010	< 0.010	< 0.0040	< 0.0040	< 0.0040
Mercury	< 0.00020	< 0.00020	< 0.00020	< 0.000091	< 0.000091	< 0.000091
Nickel	< 0.0200	< 0.040	< 0.040	< 0.0023	< 0.0023	< 0.0023
Selenium	< 0.0200	< 0.020	< 0.020	< 0.0064	< 0.0064	< 0.0064
Thallium	< 0.0200	< 0.0010	< 0.0010	< 0.00025	< 0.00025	< 0.00025
Vanadium (fume or dust)	< 0.0100	< 0.010	< 0.010	**0.0024 J**	**0.0035 J**	< 0.0024
Zinc	< 0.0200	**0.021**	< 0.020	< 0.0087	**0.02**	< 0.0087

MW-607 (Post-ISCO)

Chemical Name	7/28/2017	1/26/2017	7/28/2016	1/21/2016
Field Parameters				
Conductivity	1.568	1.671	1.656	1.689
Dissolved Oxygen (YSI)	0.02	0.07	0.12	0.18
Oxidation Reduction Poter	-65.7	-56.7	-80.6	-79.8
pH	6.16	6.35	6.37	6.29
Temperature	22.95	20.53	24.08	21.32
Turbidity	14.3	20.9	9.79	14.3
Monitored Natural Attenuation Parameters				
Carbon Dioxide	--	--	--	--
Iron, as Ferrous (Fe+2)	--	--	--	--
Methane	--	--	--	--
Nitrate	--	--	--	--
Oxygen	--	--	--	--
Sulfate	--	--	--	--
Volatile Organic Compounds				
Acetone	< 50	< 50	< 50	< 50
Benzene	< 5.0	< 5.0	< 5.0	< 5.0
Carbon Disulfide	< 5.0	< 5.0	< 5.0	< 5.0
Ethylbenzene	< 5.0	< 5.0	< 5.0	< 5.0
Methylene Chloride	< 5.0	< 5.0	< 5.0	< 5.0
Toluene	< 5.0	< 5.0	< 5.0	< 5.0
Trichloroethylene	< 5.0	< 5.0	< 5.0	< 5.0
Xylenes, total	< 5.0	< 5.0	< 5.0	< 5.0
Semivolatile Organic Compounds				
Acenaphthene	< 0.5	< 0.5	< 0.5	< 0.5
Acenaphthylene	< 1.0	< 1.0	< 1.0	< 1.0
Anthracene	**0.097**	**0.1**	**0.1**	**0.15**
Benz(a)anthracene	**0.1**	**0.14**	**0.065**	**0.08**
Benzo(a)pyrene	< 0.05	**0.096**	< 0.05	< 0.05
Benzo(b)fluoranthene	< 0.1	**0.1**	< 0.1	< 0.1
Benzo(g,h,i)perylene	< 0.1	< 0.1	< 0.1	< 0.1
Benzo(k)fluoranthene	< 0.05	**0.056**	< 0.05	< 0.05
Chrysene	**0.075**	**0.11**	< 0.05	**0.054**
Dibenzo(a,h)anthracene	< 0.1	< 0.1	< 0.1	< 0.1
Fluoranthene	**0.71**	**0.75**	**0.72**	**1.0**
Fluorene	< 0.1	< 0.1	< 0.1	**0.12**
Indeno(1,2,3-cd)pyrene	< 0.05	< 0.05	< 0.05	< 0.05
Naphthalene	< 0.5	< 0.5	< 0.5	< 0.5
Phenanthrene	**0.62**	**0.49**	**0.61**	**0.97**
Pyrene	**0.59**	**1.7**	**0.58**	**0.81**
Inorganic Compounds				
Antimony	< 0.006	< 0.006	< 0.006	< 0.006
Arsenic	< 0.05	< 0.05	< 0.05	< 0.05
Barium	**0.738**	**0.472**	**0.679**	**0.579**
Beryllium	< 0.004	< 0.004	< 0.004	< 0.004
Cadmium	< 0.005	< 0.005	< 0.005	< 0.005
Chromium	< 0.01	< 0.01	< 0.01	< 0.01
Copper	< 0.01	< 0.01	< 0.01	< 0.01
Cyanide	< 0.01	< 0.01	< 0.01	< 0.01
Lead	< 0.01	< 0.01	< 0.01	< 0.01
Mercury	< 0.0002	< 0.0002	< 0.0002	< 0.0002
Nickel	< 0.02	< 0.02	< 0.02	< 0.02
Selenium	< 0.02	< 0.02	< 0.02	< 0.02
Thallium	< 0.002	< 0.002	< 0.002	< 0.002
Vanadium (fume or dust)	< 0.01	< 0.01	< 0.01	< 0.01
Zinc	< 0.02	< 0.02	< 0.02	< 0.02

Notes:
* - Not a HSRA regulated compound
ISCO - *in-situ* chemical oxidation
** Monitoring well had NAPL detected

Data Qualifier Defintions:
-- - Not analyzed
B (Inorganics) - Estimated analyte concentration
D - Analyte concentration reported from secondary dilution
DB - Analyte concentration reported from secondary dilution; analyte detected in method blank
H - Holding time exceeded for sample
J - Estimated analyte concentration
JB (Organic) - Estimated analyte concentration; analyte detected in method blank
Bold = Exceeds the laboratory detection limit
Bold and shaded - Analyte concentration exceeds the Type 1 RRS

APPENDIX E-2

SUMMARY OF HISTORICAL GROUNDWATER SAMPLING DATA – TRANSITION ZONE AND BEDROCK MONITORING WELLS

Appendix E-2
Summary of Historical Groundwater Sampling Data - Transition Zone and Bedrock Monitoring Wells
January 2001 through July 2017
Atlanta Gas Light Company
Former Manufactured Gas Plant Site
Augusta, Georgia

Chemical Name	Type 1 Risk Reduction Standard	Location ID	MW-213																								
		Sample Date	7/27/2017	1/25/2017	7/27/2016	1/20/2016	7/28/2015	1/13/2015	7/15/2014	1/8/2014	7/10/2013	1/9/2013	7/25/2012	1/18/2012	7/5/2011	1/19/2011	7/13/2010	1/12/2010	7/22/2009	1/20/2009	7/23/2008	1/10/2008	8/21/2007**	7/11/2007	2/13/2007	10/3/2006	4/4/2002
		Unit	Post-Extraction					During Extraction																		Pre-Extraction	
Volatile Organic Compounds																											
Acetone	4,000	µg/L	< 2500	< 500	< 500	< 50	< 2500	< 50	< 50	<2,500	< 50	< 5,000	< 5,000	< 250	< 250	< 250	< 5000	< 5000	< 1000	< 1000	< 5000	< 50	< 5,000	< 50	< 50	50 U	--
Benzene	5	µg/L	**7800**	**7500**	**7200**	**7400**	**8400**	**8,900**	**950**	**6,000**	**7,100**	**8,300**	**6,500**	**5,100**	**6,700**	**6,000**	**5,100**	**6,500**	**4,500**	**870**	**4,600**	**4,300**	**2,500**	--	**750**	5 U	1.0 U
Carbon Disulfide	4,000	µg/L	< 250	< 50	< 50	< 5.0	< 250	< 5.0	< 5.0	<250	< 5.0	< 250	< 250	< 30	< 30 *	< 30	< 250	< 250	< 50	< 50	< 250	< 5.0	< 500	< 5	< 5	5 U	--
Ethylbenzene	700	µg/L	**1200**	**1600**	**1400**	**1500**	**1500**	**1,500**	**110**	**1,300**	**1,300**	**1,600**	**1,100**	**1,000**	**1,200**	**1,400**	**1,100**	**1,700**	**1,300**	**260**	**930**	**1,300**	**740**	--	**470**	5 U	1.0 U
Methylene Chloride	5	µg/L	**290**	< 50	< 50	< 5.0	< 250	< 5.0	< 5.0	<250	< 5.0	< 250	< 250	< 50	< 50	< 50	< 250	< 250	< 50	< 50	< 250	< 5.0	< 500	< 5	< 5	5 U	5.0 U
Toluene	1,000	µg/L	< 250	**180**	**230**	**290**	**490**	**460**	**59**	**800**	**720**	**640**	**670**	**710**	**960**	**950**	**810**	**1,700**	**1,400**	**5.3 J**	**1,400**	**1,700**	**1,200**	--	**590**	5 U	1.0 U
Trichloroethylene	5	µg/L	< 250	< 50	< 50	< 5.0	< 250	< 5.0	< 5.0	<250	< 5.0	< 250	< 250	< 6.5	< 6.5	< 6.5	< 250	< 250	< 50	< 50	< 250	< 5.0	< 500	< 5	< 5	5 U	1.0 U
Xylenes, total	2,000	µg/L	**520**	**910**	**860**	**930**	**900**	**1,300**	**95**	**1,300**	**1,800**	**1,400**	**1,100**	**950**	**1,100**	**1,500**	**1100**	**2100**	**1500**	**330**	**1200**	**1,500**	**1,600**	--	**370**	5 U	--
Semivolatile Organic Compounds																											
2-Methylnaphthalene	*	µg/L	--	--	--	--	--	--	--	--	--	--	--	--	--	--	--	--	--	--	--	--	--	--	--	--	--
Acenaphthene	2,000	µg/L	**77**	**98**	**93**	**60**	**64**	**180**	**9.1**	**52**	**63**	< 220	< 210	**67**	**32**	**25**	**29**	**54**	**58**	**28**	**16**	**35 J**	--	**20**	**15**	10 U	10 U
Acenaphthylene	10	µg/L	**49**	**39**	**45**	**37**	**95**	**180**	< 1.0	<1,000	**82**	< 220	< 210	**170**	**86**	**53**	**38**	**98**	**100**	**2.6**	**55**	**140 J**	--	**81**	**40**	10 U	**0.81 J**
Anthracene	10	µg/L	**2.6**	**3.8**	**3.2**	**2.6**	**3.2**	**7.9**	**0.43**	**3.1**	**2.7**	< 220	< 210	**4.1**	**2.3**	< 10	**1.1 J**	**2.8**	< 9.7	**0.27 J**	< 9.7	< 10	--	< 10	< 10	10 U	10 U
Benzo(a)anthracene	0.1	µg/L	< 0.05	< 0.05	< 0.05	0.068	< 0.05	< 0.5	< 0.05	**0.058**	< 0.05	< 220	< 210	< 0.096	< 0.095	< 10	< 1.9	< 1.9	< 9.7	< 1.9	< 9.7	< 0.05	--	< 0.05	< 0.05	0.05 U	10 U
Benzo(a)pyrene	0.2	µg/L	< 0.05	< 0.05	< 0.05	< 0.05	< 0.05	< 0.05	< 0.05	< 0.05	< 0.05	< 220	< 210	< 0.096	< 0.095	< 10	< 1.9	< 1.9	< 9.7	< 1.9	< 9.7	< 0.05	--	< 0.05	< 0.05	0.05 U	10 U
Benzo(b)fluoranthene	0.2	µg/L	< 0.1	< 0.1	< 0.1	< 0.1	< 0.1	< 0.10	< 0.10	< 0.10	< 0.10	< 220	< 210	< 0.096	< 0.095	< 10	< 1.9	< 1.9	< 9.7	< 1.9	< 9.7	< 0.10	--	< 0.1	< 0.1	0.1 U	10 U
Benzo(g,h,i)perylene	10	µg/L	< 0.1	< 0.1	< 0.1	< 0.1	< 0.1	< 0.10	< 0.10	< 0.10	< 0.10	< 220	< 210	< 0.096	< 0.095	< 10	< 1.9	< 1.9	< 9.7	< 1.9	< 9.7	< 10	--	< 10	< 10	10 U	10 U
Benzo(k)fluoranthene	10	µg/L	< 0.05	< 0.05	< 0.05	< 0.05	< 0.05	< 0.05	< 0.05	< 0.05	< 0.05	< 220	< 210	< 0.096	< 0.095	< 10	< 1.9	< 1.9	< 9.7	< 1.9	< 9.7	< 10	--	< 10	< 10	10 U	10 U
Chrysene	0.2	µg/L	< 0.05	< 0.05	< 0.05	< 0.05	< 0.05	< 0.05	< 0.05	< 0.05	< 0.05	< 220	< 210	< 0.043	< 0.043	< 4.5	< 1.9	< 1.9	< 9.7	< 1.9	< 9.7	< 0.05	--	< 0.05	< 0.05	0.05 U	10 U
Dibenzo(a,h)anthracene	0.3	µg/L	< 0.1	< 0.1	< 0.1	< 0.1	< 0.1	< 0.10	< 0.10	< 0.10	< 0.10	< 220	< 210	< 0.096	< 0.095	< 10	< 1.9	< 1.9	< 9.7	< 1.9	< 9.7	< 0.1	--	< 0.1	< 0.1	0.1 U	10 U
Dibenzofuran	1	µg/L	--	--	--	--	--	--	--	--	--	--	--	--	--	--	--	--	--	--	--	--	--	--	--	--	--
Fluoranthene	1,000	µg/L	**0.51**	**0.57**	**0.53**	**0.55**	**0.73**	**1.3**	< 0.10	**0.77**	**0.59**	< 220	< 210	**1.1 J**	**0.40**	< 10	< 1.9	< 1.9	< 9.7	< 1.9	< 9.7	< 10	--	< 10	< 10	10 U	10 U
Fluorene	1,000	µg/L	**15**	**18**	**18**	**10**	**15**	**51**	**1.3**	**15**	**23**	< 220	< 210	**20**	**20**	**11 J**	**9.4**	**24**	**25**	**3.5**	**8.5 J**	**21 J**	--	< 10	< 10	10 U	10 U
Indeno(1,2,3-cd)pyrene	0.4	µg/L	< 0.05	< 0.05	< 0.05	< 0.05	< 0.05	< 0.05	< 0.05	< 0.05	< 0.05	< 220	< 210	< 0.096	< 0.095	< 10	< 1.9	< 1.9	< 9.7	< 1.9	< 9.7	< 0.05	--	< 0.05	< 0.05	0.05 U	10 U
Naphthalene	20	µg/L	**5400**	**6200**	**6000**	**4700**	**7100**	**14,000**	< 0.50	**6,400**	**6,700**	**5,900**	**6,000**	**1,600 D**	**4,200**	**4,400**	**2,400**	**6,500**	**8,500**	**850**	**3,700**	**7,600 J**	--	**3,600**	**2,500**	10 U	**5.9 J**
Phenanthrene	10	µg/L	**20**	**21**	**21**	**15**	**21**	**52**	**0.83**	**23**	**22**	< 220	< 210	**34**	**18**	**12 J**	**7.3**	**21**	**24**	**1.2 J**	**6.7 J**	**17 J**	--	< 10	< 10	10 U	**1.2 J**
Pyrene	1,000	µg/L	**0.52**	**0.62**	**0.52**	**0.51**	**0.75**	**1.3**	< 0.05	**0.75**	**0.57**	< 220	< 210	**1.1 J**	**0.47**	< 10	< 1.9	< 1.9	< 9.7	< 1.9	< 9.7	<10	--	< 10	< 10	10 U	10 U
Inorganic Compounds																											
Aluminum (fume or dust)	*	mg/L	--	--	--	--	--	--	--	--	--	--	--	--	--	--	--	--	--	--	--	--	--	--	--	--	--
Antimony	0.01	mg/L	< 0.006	< 0.006	< 0.006	< 0.006	< 0.02	< 0.02	< 0.02	< 0.02	< 0.02	< 0.02	< 0.02	< 0.0053	< 0.0053	< 0.0053	< 0.020	< 0.020	< 0.020	< 0.020	< 0.02	< 0.02	--	< 0.02	< 0.02	0.02 U	--
Arsenic	0.05	mg/L	< 0.05	< 0.05	< 0.05	< 0.05	< 0.05	< 0.05	< 0.05	< 0.05	< 0.05	< 0.02	< 0.02	< 0.0046	< 0.0046	< 0.0046	< 0.020	< 0.020	< 0.020	< 0.010	< 0.01	< 0.05	--	< 0.05	< 0.05	0.05 U	--
Barium	2	mg/L	**1.04**	**0.916**	**1.08**	**1.05**	**0.961**	**0.927**	**0.658**	**0.846**	**0.912**	**0.90**	**0.96**	**0.87**	**0.89**	**0.85**	**0.79**	**0.95**	**0.82**	**0.62**	**0.85**	**0.815**	--	**0.626**	**0.573**	**0.155**	--
Beryllium	0.004	mg/L	< 0.004	< 0.004	< 0.004	< 0.004	< 0.01	< 0.01	< 0.01	< 0.01	< 0.01	< 0.0040	< 0.0040	< 0.00020	< 0.00020	**0.00033 J**	< 0.0040	< 0.0040	< 0.0040	< 0.0040	< 0.004	< 0.01	--	< 0.01	< 0.01	0.01 U	--
Cadmium	0.005	mg/L	< 0.005	< 0.005	< 0.005	< 0.005	< 0.005	< 0.005	< 0.005	< 0.005	< 0.005	< 0.0050	< 0.0050	< 0.0020	< 0.0020	< 0.0020	< 0.0050	< 0.0050	< 0.0050	< 0.0050	< 0.005	< 0.005	--	< 0.005	< 0.005	0.005 U	--
Calcium metal	*	mg/L	--	--	--	--	--	--	--	--	--	--	--	--	--	--	--	--	--	--	--	--	--	--	--	--	--
Chromium	0.1	mg/L	< 0.01	< 0.01	< 0.01	< 0.01	< 0.01	< 0.01	< 0.01	< 0.01	< 0.01	< 0.010	< 0.010	< 0.0012	< 0.0012	**0.0017 J**	< 0.010	< 0.010	< 0.010	< 0.010	< 0.01	< 0.01	--	< 0.01	< 0.01	0.01 U	--
Cobalt	*	mg/L	--	--	--	--	--	--	--	--	--	--	--	--	--	--	--	--	--	--	--	--	--	--	--	--	--
Copper	1.3	mg/L	< 0.01	< 0.01	< 0.01	< 0.01	< 0.01	< 0.01	< 0.01	< 0.01	< 0.01	< 0.02	< 0.02	< 0.0019	< 0.0019	**0.0033 JB**	< 0.020	< 0.020	< 0.020	**0.016 J**	< 0.02	< 0.01	--	< 0.01	< 0.01	0.01 U	--
Cyanide	0.2	mg/L	< 0.01	< 0.01	< 0.01	< 0.01	< 0.01	**0.014**	< 0.01	**0.016**	< 0.01	**0.015**	**0.021**	**0.017**	**0.034**	**0.010**	**0.011**	< 0.010	< 0.010	< 0.010	**0.0094 J**	< 0.01	--	< 0.002	< 0.002	0.01 U	--
Iron	*	mg/L	--	--	--	--	--	--	--	--	--	--	--	--	--	--	--	--	--	--	--	--	--	--	--	--	--
Lead	0.015	mg/L	< 0.01	< 0.01	< 0.01	< 0.01	< 0.01	< 0.01	< 0.01	< 0.01	< 0.01	< 0.010	< 0.010	< 0.0040	< 0.0040	< 0.0040	< 0.010	< 0.010	< 0.010	< 0.0050	< 0.005	< 0.01	--	< 0.01	< 0.01	0.01 U	--
Magnesium	*	mg/L	--	--	--	--	--	--	--	--	--	--	--	--	--	--	--	--	--	--	--	--	--	--	--	--	--
Manganese	*	mg/L	--	--	--	--	--	--	--	--	--	--	--	--	--	--	--	--	--	--	--	--	--	--	--	--	--
Mercury	0.002	mg/L	< 0.0002	< 0.0002	< 0.0002	< 0.0002	< 0.0002	< 0.00020	< 0.00020	< 0.00020	< 0.00020	< 0.00020	< 0.00020	< 0.000091	< 0.000091	< 0.000091	< 0.00020	< 0.00020	< 0.00020	< 0.00020	< 0.00020	< 0.00020	--	< 0.0002	< 0.0002	0.0002 U	--
Nickel	0.1	mg/L	< 0.02	< 0.02	< 0.02	< 0.02	< 0.02	< 0.02	< 0.02	< 0.02	< 0.02	< 0.04	< 0.04	**0.0024 J**	< 0.0023	< 0.0023	< 0.040	< 0.040	< 0.040	< 0.040	< 0.04	< 0.02	--	< 0.02	< 0.02	0.02 U	--
Potassium	*	mg/L	--	--	--	--	--	--	--	--	--	--	--	--	--	--	--	--	--	--	--	--	--	--	--	--	--
Selenium	0.05	mg/L	< 0.02	< 0.02	< 0.02	< 0.02	< 0.02	< 0.02	< 0.02	< 0.02	< 0.02	< 0.020	< 0.020	< 0.0064	< 0.0064	< 0.0064	< 0.020	< 0.020	< 0.020	< 0.010	< 0.01	< 0.02	--	< 0.02	< 0.02	0.02 U	--
Sodium	*	mg/L	--	--	--	--	--	--	--	--	--	--	--	--	--	--	--	--	--	--	--	--	--	--	--	--	--
Thallium	0.002	mg/L	< 0.002	< 0.002	< 0.002	< 0.002	< 0.02	< 0.02	< 0.02	< 0.02	< 0.02	< 0.0010	< 0.0010	< 0.00025	< 0.00025	< 0.00025	< 0.0010	< 0.0010	< 0.0010	< 0.0010	< 0.001	< 1.00	--	< 1.00	< 1	0.001 U	--
Vanadium (fume or dust)	0.2	mg/L	< 0.01	< 0.01	< 0.01	< 0.01	< 0.01	< 0.01	< 0.01	< 0.01	< 0.01	< 0.010	< 0.010	**0.0024 J**	< 0.0024	< 0.0024	< 0.010	< 0.010	< 0.010	< 0.010	< 0.01	< 0.01	--	< 0.01	< 0.01	0.01 U	--
Zinc	2	mg/L	< 0.02	< 0.02	< 0.02	< 0.02	< 0.02	< 0.02	< 0.02	< 0.02	< 0.02	< 0.020	< 0.020	**0.011 J**	< 0.0087	< 0.0087	< 0.02	< 0.020	< 0.020	**0.012 J**	< 0.02	< 0.02	--	< 0.02	< 0.02	0.02 U	--

Notes:
* - Not a HSRA regulated compound
ISCO - *in-situ* chemical oxidation
** - Resampled in August 2007 for VOCs only

Data Qualifier Defintions:
-- - Not analyzed
B (Inorganics) - Estimated analyte concentration
D - Analyte concentration reported from secondary dilution
DB - Analyte concentration reported from secondary dilution; analyte detected in method blank
H - Holding time exceeded for sample
J - Estimated analyte concentration
JB (Organic) - Estimated analyte concentration; analyte detected in method blank
Bold = Exceeds the laboratory detection limit
Bold and shaded - Analyte concentration exceeds the Type 1 RRS
Detection limit exceeds the Type 1 RRS

Appendix E-2
Summary of Historical Groundwater Sampling Data - Transition Zone and Bedrock Monitoring Wells
January 2001 through July 2017
Atlanta Gas Light Company
Former Manufactured Gas Plant Site
Augusta, Georgia

Chemical Name	Type 1 Risk Reduction Standard	Location ID	MW-305								
		Sample Date	1/21/2005	7/15/2004	1/23/2004	7/17/2003	1/15/2003	7/10/2002	1/21/2002	7/16/2001	1/24/2001
		Unit	Pre-Extraction								
Volatile Organic Compounds											
Acetone	4,000	µg/L	120 U	120 U	120 U	25 U	120 U	120 U	120 U	120 U	25 U
Benzene	5	µg/L	5.0 U	5.0 U	5.0 U	1.0 U	5.0 U	5.0 U	**0.59 J**	5.0 U	**0.13 J**
Carbon Disulfide	4,000	µg/L	5.0 U	5.0 U	5.0 U	1.0 U	5.0 UJ	5.0 U	5.0 U	5.0 U	1.0 U
Ethylbenzene	700	µg/L	5.0 U	5.0 U	5.0 U	1.0 U	5.0 U	5.0 U	5.0 U	5.0 U	**0.24 J**
Methylene Chloride	5	µg/L	25 U	25 U	25 U	5.0 U	25 UJ	25 U	25 U	25 U	5.0 U
Toluene	1,000	µg/L	5.0 U	5.0 U	5.0 U	1.0 U	5.0 U	5.0 U	5.0 U	5.0 U	1.0 U
Trichloroethylene	5	µg/L	**39**	**34**	**36**	**44**	**32**	**3**	**32**	**36**	**34**
Xylenes, total	2,000	µg/L	10 U	10 U	10 U	2.0 U	10 U	10 U	10 U	10 U	2.0 U
Semivolatile Organic Compounds											
2-Methylnaphthalene	*	µg/L	0.2 U	0.2 U	0.2 U	10 U	10 U	10 U	10 U	10 U	10 U
Acenaphthene	2,000	µg/L	0.2 U	0.2 U	0.2 U	10 U	10 U	10 U	10 U	10 U	10 U
Acenaphthylene	10	µg/L	0.2 U	0.2 U	0.2 U	10 U	10 U	10 U	10 U	10 U	10 U
Anthracene	10	µg/L	0.2 U	0.2 U	0.2 U	10 U	10 U	10 U	10 U	10 U	10 U
Benzo(a)anthracene	0.1	µg/L	0.2 U	0.2 U	0.2 U	10 U	10 U	10 U	10 U	10 U	10 U
Benzo(a)pyrene	0.2	µg/L	0.2 U	0.2 U	0.2 U	10 U	10 U	10 U	10 U	10 U	10 U
Benzo(b)fluoranthene	0.2	µg/L	0.2 U	0.2 U	0.2 U	10 U	10 U	10 U	10 U	10 U	10 U
Benzo(g,h,i)perylene	10	µg/L	0.2 U	0.2 U	0.2 U	10 U	10 U	10 U	10 U	10 U	10 U
Benzo(k)fluoranthene	10	µg/L	0.2 U	0.2 U	0.2 U	10 U	10 U	10 U	10 U	10 U	10 U
Chrysene	0.2	µg/L	0.2 U	0.2 U	0.2 U	10 U	10 U	10 U	10 U	10 U	10 U
Dibenzo(a,h)anthracene	0.3	µg/L	0.2 U	0.2 U	0.2 U	10 U	10 U	10 U	10 U	10 U	10 U
Dibenzofuran	1	µg/L	0.2 U	0.2 U	0.2 U	10 U	10 U	10 U	10 U	10 U	10 U
Fluoranthene	1,000	µg/L	0.2 U	0.2 U	0.2 U	10 U	10 U	10 U	10 U	10 U	10 U
Fluorene	1,000	µg/L	0.2 U	0.2 U	0.2 U	10 U	10 U	10 U	10 U	10 U	10 U
Indeno(1,2,3-cd)pyrene	0.4	µg/L	0.2 U	0.2 U	0.2 U	10 U	10 U	10 U	10 U	10 U	10 U
Naphthalene	20	µg/L	0.2 U	0.2 U	0.2 U	10 U	10 U	10 U	10 U	10 U	10 U
Phenanthrene	10	µg/L	0.2 U	0.2 U	0.2 U	10 U	10 U	10 U	10 U	10 U	10 U
Pyrene	1,000	µg/L	0.2 U	0.2 U	0.2 U	10 U	10 U	10 U	10 U	10 U	10 U
Inorganic Compounds											
Aluminum (fume or dust)	*	mg/L	0.2 U	0.2 U	0.2 U	0.2 U	0.20 U	**0.24**	0.2 U	**0.045 B**	**0.051 B**
Antimony	0.01	mg/L	0.02 U	0.006 U	0.02 U	0.02 U	0.020 U	0.02 U	0.02 U	0.02 U	0.02 U
Arsenic	0.05	mg/L	0.01 U	0.01 U	0.01 U	0.01 U	0.010 U	0.01 U	0.01 U	0.01 U	0.01 U
Barium	2	mg/L	**0.098**	**0.11**	**0.1**	**0.1**	**0.10**	**0.1**	**0.11**	**0.099**	**0.099**
Beryllium	0.004	mg/L	0.004 U	0.004 U	0.004 U	0.004 U	0.0040 U	0.004 U	0.004 U	0.004 U	0.004 U
Cadmium	0.005	mg/L	0.005 U	0.005 U	0.005 U	0.005 U	0.0050 U	0.005 U	0.005 U	0.005 U	0.005 U
Calcium metal	*	mg/L	**24**	**23**	**24**	**22**	**23**	**24**	**24**	**23**	**23**
Chromium	0.1	mg/L	0.01 U	0.01 U	0.01 U	0.01 UJ	0.010 U	0.01 U	0.01 U	0.01 U	0.01 U
Cobalt	*	mg/L	0.01 U	0.01 U	0.01 U	0.01 U	**0.0050 B**	**0.0066 B**	**0.004 B**	**0.0042 B**	**0.0034 B**
Copper	1.3	mg/L	0.02 U	0.02 U	0.02 U	0.02 U	0.0011 U	0.02 U	**0.0013 B**	0.02 U	0.02 U
Cyanide	0.2	mg/L	0.01 U	0.01 U	0.01 U	0.015 U	0.010 UJ	**0.04**	0.01 U	0.01 U	0.01 U
Iron	*	mg/L	0.05 U	0.05 U	0.05 U	0.04 U	**0.031 B**	**0.34**	**0.048 B**	**0.062**	**0.034 B**
Lead	0.015	mg/L	0.005 U	0.005 U	0.005 U	0.005 U	0.0050 U	0.005 U	**0.002 B**	0.005 U	0.005 U
Magnesium	*	mg/L	**13**	**12**	**12**	**12**	**12**	**12**	**13**	**12**	**12**
Manganese	*	mg/L	**0.66**	**0.61**	**0.66**	**0.61**	**0.66**	**0.68**	**0.72**	**0.82**	**0.68**
Mercury	0.002	mg/L	0.0002 U	0.0002 U	0.0002 U	0.0002 U	0.00020 U	0.0002 U	0.0002 U	0.0002 U	0.00020 U
Nickel	0.1	mg/L	0.04 U	0.04 U	0.04 U	0.04 U	0.040 U	0.04 U	0.04 U	0.04 U	0.04 U
Potassium	*	mg/L	**2.6**	**2.7**	**2.4**	**2.8**	**2.4**	**2.5**	**2.5**	**2.4**	**2.4**
Selenium	0.05	mg/L	0.01 U	0.01 U	0.01 U	0.01 U	0.010 U	0.01 U	0.01 U	0.01 U	0.01 U
Sodium	*	mg/L	**53**	**56**	**50**	**53**	**54**	**51**	**57**	**55**	**55**
Thallium	0.002	mg/L	0.002 U	0.001 U	0.001 U	0.002 U	0.0020 UJ	0.002 UWN	0.002 U	0.002 U	0.002 U
Vanadium (fume or dust)	0.2	mg/L	0.01 U	0.01 U	0.01 U	0.01 U	0.010 U	**0.003 B**	**0.0025 B**	**0.0029 B**	0.01 U
Zinc	2	mg/L	0.02 U	0.02 U	0.02 U	**0.02**	0.020 U	0.02 U	**0.0067 B**	0.02 U	**0.012 B**

Notes:
* - Not a HSRA regulated compound
ISCO - *in-situ* chemical oxidation
** - Resampled in August 2007 for VOCs only

Data Qualifier Defintions:
-- - Not analyzed
B (Inorganics) - Estimated analyte concentration
D - Analyte concentration reported from secondary dilution
DB - Analyte concentration reported from secondary dilution; analyte detected in method blank
H - Holding time exceeded for sample
J - Estimated analyte concentration
JB (Organic) - Estimated analyte concentration; analyte detected in method blank
Bold = Exceeds the laboratory detection limit

Appendix E-2
Summary of Historical Groundwater Sampling Data - Transition Zone and Bedrock Monitoring Wells
January 2001 through July 2017
Atlanta Gas Light Company
Former Manufactured Gas Plant Site
Augusta, Georgia

Chemical Name	Type 1 Risk Reduction Standard	Location ID	MW-306BR																										
		Sample Date	7/25/2017	7/25/2017 DUP	1/24/2017	1/24/2017 DUP	7/26/2016	7/26/2016 DUP	1/20/2016	1/20/2016 DUP	7/29/2015	1/14/2015	7/15/2014	1/8/2014	7/9/2013	1/9/2013	7/25/2012	1/17/2012	7/5/2011	1/20/2011	7/20/2010	1/7/2010	7/22/2009	1/19/2009	7/16/2008	1/8/2008	7/10/2007	2/24/2007	02/07 DUP
		Unit	Post-Extraction									During Extraction																	
Volatile Organic Compounds																													
Acetone	4,000	µg/L	< 50	< 50	< 50	< 50	< 50	< 50	< 50	< 50	< 50	< 50	< 50	< 50	< 50	< 100	< 100	< 50	< 25	< 25	< 1000	< 1000	< 1000	< 1000	< 100	< 50	< 50	< 50 R	< 50
Benzene	5	µg/L	< 5.0	< 5.0	< 5.0	< 5.0	< 5.0	< 5.0	< 5.0	< 5.0	< 5.0	< 5.0	**300**	**500**	< 5.0	< 5.0	**68**	**720**	**390**	**480**	**730**	**1,000**	**1,500**	**1,400**	**810**	< 5.0	**3,200**	**7,300**	**7,300**
Carbon Disulfide	4,000	µg/L	< 5.0	< 5.0	< 5.0	< 5.0	< 5.0	< 5.0	< 5.0	< 5.0	< 5.0	< 5.0	< 5.0	< 5.0	< 5.0	< 5.0	< 5.0	< 6.0	< 3.0 *	< 3.0	< 50	< 50	< 50	< 50	< 5.0	< 5.0	< 5	< 5	< 5
Ethylbenzene	700	µg/L	< 5.0	< 5.0	< 5.0	< 5.0	< 5.0	< 5.0	< 5.0	< 5.0	< 5.0	< 5.0	< 5.0	< 5.0	< 5.0	< 5.0	< 5.0	**4.6 J**	**1.1 J**	**1.3 J**	**2.8 J**	< 50	< 50	< 50	**1.6 J**	< 5.0	**5.5**	**260**	**270**
Methylene Chloride	5	µg/L	< 5.0	< 5.0	< 5.0	< 5.0	< 5.0	< 5.0	< 5.0	< 5.0	< 5.0	< 5.0	< 5.0	< 5.0	< 5.0	< 5.0	< 5.0	< 10	< 5.0	< 5.0	< 50	< 50	< 50	< 50	< 5.0	< 5.0	< 5	< 5 UJ	< 5
Toluene	1,000	µg/L	< 5.0	< 5.0	< 5.0	< 5.0	< 5.0	< 5.0	< 5.0	< 5.0	< 5.0	< 5.0	< 5.0	< 5.0	< 5.0	< 5.0	< 5.0	< 3.3	< 1.7	< 1.6	< 50	< 50	< 50	< 50	**0.5 J**	< 5.0	< 5	**5.3**	**5.2**
Trichloroethylene	5	µg/L	< 5.0	< 5.0	< 5.0	< 5.0	< 5.0	< 5.0	< 5.0	< 5.0	< 5.0	< 5.0	< 5.0	< 5.0	< 5.0	< 5.0	< 5.0	< 1.3	< 0.65	< 0.65	< 50	< 50	< 50	< 50	< 5.0	< 5.0	< 5	< 5	< 5
Xylenes, total	2,000	µg/L	< 5.0	**5.7**	**6.0**	**5.7**	< 5.0	< 5.0	< 5.0	< 5.0	< 5.0	< 5.0	< 5.0	< 5.0	< 5.0	< 5.0	< 5.0	**5.6 J**	**3.0 J**	**7.9 J**	**17 J**	< 50	< 50	17 J	**11**	< 5.0	**66**	**210**	**200**
Semivolatile Organic Compounds																													
Acenaphthene	2,000	µg/L	**17**	**16**	**14**	**15**	**8.3**	**9.2**	**8.4**	**8.9**	**7.5**	**5.3**	**11**	< 0.50	< 0.50	**3.2**	**5.2**	**5.1**	**11**	**9.3**	**29**	**16**	**21**	**9.1 J***	**13**	< 10	**27**	**37**	**37**
Acenaphthylene	10	µg/L	< 1.0	< 1.0	< 1.0	< 1.0	< 1.0	< 1.0	< 1.0	< 1.0	< 1.0	< 1	< 1.0	**14**	< 1.0	<0.20	< 3.8	< 0.10	**0.17 J**	< 0.10	**38**	**0.21**	< 1.9	< 20 *	< 1.9	< 10	< 10	< 10	< 10
Anthracene	10	µg/L	**0.27**	**0.28**	**0.31**	**0.33**	**0.13**	**0.14**	**0.15**	**0.15**	**0.074**	**0.062**	**0.14**	**0.16**	< 0.05	<0.20	< 3.8	< 0.10	**0.22 J**	**0.14 J**	**1.1 J**	**0.27**	< 1.9	< 20 *	< 1.9	< 10	< 10	< 10	< 10
Benz(a)anthracene	0.1	µg/L	< 0.05	< 0.05	< 0.05	< 0.05	< 0.05	< 0.05	< 0.05	< 0.05	< 0.05	< 0.05	< 0.05	< 0.05	< 0.05	<0.20	< 3.8	< 0.10	< 0.13	< 0.10	< 1.9	< 1.9	< 1.9	< 20	< 1.9	< 0.05	< 0.05	< 0.05	< 0.05
Benzo(a)pyrene	0.2	µg/L	< 0.05	< 0.05	< 0.05	< 0.05	< 0.05	< 0.05	< 0.05	< 0.05	< 0.05	< 0.05	< 0.05	< 0.05	< 0.05	<0.20	< 3.8	< 0.10	< 0.13	< 0.10	< 1.9	< 1.9	< 1.9	< 20	< 1.9	< 0.05	< 0.05	< 0.05	< 0.05
Benzo(b)fluoranthene	0.2	µg/L	< 0.1	< 0.1	< 0.1	< 0.1	< 0.1	< 0.1	< 0.1	< 0.1	< 0.1	< 0.10	< 0.10	< 0.10	< 0.10	<0.20	< 3.8	< 0.10	< 0.13	< 0.10	< 1.9	< 1.9	< 1.9	< 20	< 1.9	< 0.10	< 0.1	< 0.1	< 0.1
Benzo(g,h,i)perylene	10	µg/L	< 0.1	< 0.1	< 0.1	< 0.1	< 0.1	< 0.1	< 0.1	< 0.1	< 0.1	< 0.10	< 0.10	< 0.10	< 0.10	<0.20	< 3.8	< 0.10	< 0.13	< 0.10	< 1.9	< 1.9	< 1.9	< 20	< 1.9	< 10	< 10	< 10	< 10
Benzo(k)fluoranthene	10	µg/L	< 0.05	< 0.05	< 0.05	< 0.05	< 0.05	< 0.05	< 0.05	< 0.05	< 0.05	< 0.05	< 0.05	< 0.05	< 0.05	<0.20	< 3.8	< 0.10	< 0.13	< 0.10	< 1.9	< 1.9	< 1.9	< 20 *	< 1.9	< 10	< 10	< 10	< 10
Chrysene	0.2	µg/L	< 0.05	< 0.05	< 0.05	< 0.05	< 0.05	< 0.05	< 0.05	< 0.05	< 0.05	< 0.05	< 0.05	< 0.05	< 0.05	<0.20	< 3.8	< 0.056	< 0.057	< 0.046	< 1.9	< 1.9	< 1.9	< 20	< 1.9	< 0.05	< 0.05	< 0.05	< 0.05
Dibenzo(a,h)anthracene	0.3	µg/L	< 0.1	< 0.1	< 0.1	< 0.1	< 0.1	< 0.1	< 0.1	< 0.1	< 0.1	< 0.10	< 0.10	< 0.10	< 0.10	<0.20	< 3.8	< 0.10	< 0.13	< 0.10	< 1.9	< 1.9	< 1.9	< 20	< 1.9	< 0.10	< 0.1	< 0.1	< 0.1
Fluoranthene	1,000	µg/L	< 0.1	< 0.1	**0.11**	**0.12**	< 0.1	< 0.1	< 0.1	< 0.1	< 0.1	< 0.1	< 0.10	< 0.10	< 0.10	< 3.8	< 3.8	< 0.10	< 0.13	< 0.10	< 1.9	< 1.9	< 1.9	< 20 *	< 1.9	< 10	< 10	< 10	< 10
Fluorene	1,000	µg/L	**2.8**	**2.6**	**2.7**	**2.9**	**1.4**	**1.5**	**1.5**	**1.6**	**0.89**	**0.59**	**1.4**	**1.7**	< 0.10	**0.39**	< 3.8	**0.59**	**2**	**1.4**	**9.4**	**2.5**	**2.2**	< 20 *	1.7 J	< 10	< 10	< 10	< 10
Indeno(1,2,3-cd)pyrene	0.4	µg/L	< 0.05	< 0.05	< 0.05	< 0.05	< 0.05	< 0.05	< 0.05	< 0.05	< 0.05	< 0.05	< 0.05	< 0.05	< 0.05	<0.20	< 3.8	< 0.10	< 0.13	< 0.10	< 1.9	< 1.9	< 1.9	< 20	< 1.9	< 0.05	< 0.05	< 0.05	< 0.05
Naphthalene	20	µg/L	**440**	**350**	**310**	**380**	**60**	**61**	**170**	**190**	**30**	< 0.5	**210**	**320**	< 0.50	**0.21**	**86**	**110**	**190**	**390**	**2,400**	**340**	**400**	**300**	**400**	< 10	**760**	**750 J**	**1,100**
Phenanthrene	10	µg/L	**1.4**	**1.5**	**1.4**	**1.5**	**0.3**	**0.29**	**0.78**	**0.81**	**0.18**	< 0.05	**0.49**	**1.1**	< 0.05	<0.20	< 3.8	**0.5**	**1.2**	**0.86 ***	**7.3**	**1.9**	**2.4**	< 20 *	1.2 J	< 10	< 10	< 10	< 10
Pyrene	1,000	µg/L	**0.11**	**0.11**	**0.14**	**0.15**	**0.064**	**0.06**	**0.077**	**0.073**	**0.052**	< 0.05	**0.057**	**0.58**	< 0.05	<0.20	< 3.8	< 0.10	< 0.13	< 0.10	< 1.9	< 1.9	< 1.9	< 20	< 1.9	< 10	< 10	< 10	< 10
Inorganic Compounds																													
Antimony	0.01	mg/L	< 0.006	< 0.006	< 0.006	< 0.006	< 0.006	< 0.006	< 0.006	< 0.006	< 0.02	< 0.02	< 0.02	< 0.02	< 0.02	< 0.02	< 0.02	< 0.0053	< 0.0053	< 0.0053	< 0.020	< 0.020	< 0.020	< 0.020	< 0.02	< 0.02	< 0.02	< 0.02	< 0.02
Arsenic	0.05	mg/L	< 0.05	< 0.05	< 0.05	< 0.05	< 0.05	< 0.05	< 0.05	< 0.05	< 0.05	< 0.05	< 0.05	< 0.05	< 0.05	< 0.02	< 0.02	< 0.0046	< 0.0046	< 0.0046	< 0.020	< 0.020	< 0.020	< 0.010	< 0.01	< 0.05	< 0.05	< 0.05	< 0.05
Barium	2	mg/L	**0.527**	**0.506**	**0.431**	**0.428**	**0.506**	**0.514**	**0.472**	**0.488**	**0.494**	**0.535**	**0.46**	**0.474**	**0.0436**	**0.45**	**0.49**	**0.52**	**0.46**	**0.46**	**0.79**	**0.44**	**0.47**	**0.45**	**0.47**	**0.141**	**0.421**	**0.355**	**0.353**
Beryllium	0.004	mg/L	< 0.004	< 0.004	< 0.004	< 0.004	< 0.004	< 0.004	< 0.004	< 0.004	< 0.01	< 0.01	< 0.01	< 0.01	< 0.01	< 0.0040	< 0.0040	< 0.00020	< 0.00020	**0.00028 JB**	< 0.0040	< 0.0040	< 0.0040	< 0.0040	< 0.004	< 0.01	< 0.01	< 0.01	< 0.01
Cadmium	0.005	mg/L	< 0.005	< 0.005	< 0.005	< 0.005	< 0.005	< 0.005	< 0.005	< 0.005	< 0.005	< 0.005	< 0.005	< 0.005	**0.0257**	< 0.0050	< 0.0050	< 0.0020	< 0.0020	< 0.0020	< 0.0050	< 0.0050	< 0.0050	< 0.0050	< 0.005	< 0.005	< 0.005	< 0.005	< 0.005
Chromium	0.1	mg/L	< 0.01	< 0.01	< 0.01	< 0.01	< 0.01	< 0.01	< 0.01	< 0.01	< 0.01	< 0.01	< 0.01	< 0.01	< 0.01	< 0.010	< 0.010	< 0.0012	**0.0015 J**	< 0.0012	< 0.010	< 0.010	< 0.010	< 0.010	< 0.01	< 0.01	< 0.01	< 0.01	< 0.01
Copper	1.3	mg/L	< 0.01	< 0.01	< 0.01	< 0.01	< 0.01	< 0.01	< 0.01	< 0.01	< 0.01	< 0.01	< 0.01	< 0.01	< 0.01	< 0.02	< 0.02	< 0.0019	**0.0021 J**	**0.0027 JB**	< 0.020	< 0.020	< 0.020	< 0.020	< 0.02	< 0.01	< 0.01	< 0.01	< 0.01
Cyanide	0.2	mg/L	< 0.01	< 0.01	< 0.01	< 0.01	< 0.01	< 0.01	< 0.01	< 0.01	< 0.01	< 0.01	< 0.01	< 0.01	< 0.01	< 0.010	< 0.010	**0.011**	**0.016**	< 0.0050	**0.011**	< 0.010	< 0.010	< 0.010	< 0.01	< 0.01	< 0.01	< 0.01	< 0.01
Lead	0.015	mg/L	< 0.01	< 0.01	< 0.01	< 0.01	< 0.01	< 0.01	< 0.01	< 0.01	< 0.01	< 0.01	< 0.01	< 0.01	< 0.01	< 0.010	< 0.010	< 0.0040	< 0.0040	< 0.0040	< 0.010	< 0.010	< 0.010	< 0.0050	< 0.005	< 0.01	< 0.01	< 0.01	< 0.01
Mercury	0.002	mg/L	< 0.0002	< 0.0002	< 0.0002	< 0.0002	< 0.0002	< 0.0002	< 0.0002	< 0.0002	< 0.0002	< 0.00020	< 0.00020	< 0.00020	< 0.00020	< 0.00020	< 0.00020	< 0.000091	< 0.000091	< 0.000091	< 0.00020	< 0.00020	< 0.00020	< 0.00020	< 0.00020	< 0.00020	< 0.0002	< 0.0002	< 0.0002
Nickel	0.1	mg/L	< 0.02	< 0.02	< 0.02	< 0.02	< 0.02	< 0.02	< 0.02	< 0.02	< 0.02	< 0.02	< 0.02	< 0.02	< 0.02	< 0.04	< 0.04	< 0.0023	< 0.0023	< 0.0023	< 0.040	< 0.040	< 0.040	< 0.040	< 0.04	< 0.02	< 0.02	< 0.02	< 0.02
Selenium	0.05	mg/L	< 0.02	< 0.02	< 0.02	< 0.02	< 0.02	< 0.02	< 0.02	< 0.02	< 0.02	< 0.02	< 0.02	< 0.02	< 0.02	< 0.020	< 0.020	< 0.0064	< 0.0064	< 0.0064	< 0.020	< 0.020	< 0.020	< 0.010	< 0.01	< 0.02	< 0.02	< 0.02	< 0.02
Thallium	0.002	mg/L	< 0.002	< 0.002	< 0.002	< 0.002	< 0.002	< 0.002	< 0.002	< 0.002	< 0.02	< 0.02	< 0.02	< 0.02	< 0.02	< 0.0010	< 0.0010	< 0.00025	< 0.00025	< 0.00025	< 0.0010	< 0.0010	< 0.0010	< 0.0010	< 0.001	< 1.00	< 1.00	< 1	< 1
Vanadium (fume or dust)	0.2	mg/L	< 0.01	< 0.01	< 0.01	< 0.01	< 0.01	< 0.01	< 0.01	< 0.01	< 0.01	< 0.01	< 0.01	< 0.01	< 0.01	< 0.010	< 0.010	< 0.0024	< 0.0024	< 0.0024	< 0.010	< 0.010	< 0.010	< 0.010	< 0.01	< 0.01	< 0.01	< 0.01	< 0.01
Zinc	2	mg/L	< 0.02	< 0.02	< 0.02	< 0.02	< 0.02	< 0.02	**0.0222**	< 0.02	< 0.02	< 0.02	< 0.02	< 0.02	**0.0217**	< 0.020	< 0.020	< 0.0087	< 0.0087	< 0.0087	< 0.02	<0.020	**0.02**	< 0.020	< 0.02	< 0.02	< 0.02	< 0.02	< 0.02

Notes:
* - Not a HSRA regulated compound
ISCO - *in-situ* chemical oxidation
** - Resampled in August 2007 for VOCs only

Data Qualifier Defintions:
-- - Not analyzed
B (Inorganics) - Estimated analyte concentration
D - Analyte concentration reported from secondary dilution
DB - Analyte concentration reported from secondary dilution; analyte detected in method blank
H - Holding time exceeded for sample
J - Estimated analyte concentration

Appendix E-2
Summary of Historical Groundwater Sampling Data - Transition Zone and Bedrock Monitoring Wells
January 2001 through July 2017
Atlanta Gas Light Company
Former Manufactured Gas Plant Site
Augusta, Georgia

Chemical Name	Type 1 Risk Reduction Standard	Location ID	MW-306BR (Continued)																				
		Sample Date	7/11/2006	1/13/2006	1/06 DUP	7/22/2005	7/05 DUP	1/20/2005	1/05 DUP	7/15/2004	7/04 DUP	1/22/2004	1/04 DUP	7/18/2003	1/17/2003	1/03 DUP	7/12/2002	4/28/2002	4/26/2002	1/22/2002	7/18/2001	7/01 DUP	1/22/2001
		Unit	Pre-Extraction																				
Volatile Organic Compounds																							
Acetone	4,000	µg/L	50 U	2,500 U	2,000 U	620 U	620 U	2,500 U	2,500 U	2,500 U	2,500 U	12,000 U	6,200 U	2,500 U	25 U	0.025 U	1,200 U	1,200 U	1,200 U	1,200 U	**1,200 R**	**120 R**	1,200 U
Benzene	5	µg/L	**7,300**	**8,900**	**7,900**	**7,700**	**7,600**	**6,800**	**7,300**	**6,700**	**7,000**	**6,500**	**6,400**	**7,400**	**4,900 D**	**4,900 D**	**4,700**	**5,800**	**5,300**	**6,200**	**7,200**	**7,500 D**	**5,400 DB**
Carbon Disulfide	4,000	µg/L	5 U	250 U	200 U	25 U	25 U	100 U	100 U	100 U	100 U	500 U	250 U	10 U	1.0 U	1.0 U	50 U	50 U	50 U	50 U	50 U	5.0 U	5.0 U
Ethylbenzene	700	µg/L	**450**	**840**	**800**	**1,100**	**1,100**	**9,900**	**1,000**	**890**	**910**	**1,100**	**1,100**	**1,200**	**880 D**	**890 D**	**1,000**	**1,100**	**980**	**1,000**	**1,600**	**1,500 D**	--
Methylene Chloride	5	µg/L	5 U	250 U	200 U	120 U	120 U	500 U	500 U	500 U	500 U	2,500 U	1,200 U	50 U	5.0 U	5.0 U	250 U	250 U	250 U	250 U	250 U	25 U	25 U
Toluene	1,000	µg/L	**5.4**	250 U	200 U	25 U	25 U	100 U	100 U	100 U	100 U	500 U	250 U	100 U	**10**	**9.9**	**42 J**	**93**	**32 J**	**26 J**	**21 J**	**26**	**14**
Trichloroethylene	5	µg/L	5 U	250 U	200 U	25 U	25 U	100 U	100 U	100 U	100 U	500 U	250 U	100 U	1.0 U	1.0 U	50 U	50 U	50 U	50 U	50 U	5.0 U	5.0 U
Xylenes, total	2,000	µg/L	**180**	500 U	400 U	**270**	**260**	**200**	**210**	**240**	**250**	1,000 U	500 U	**690**	**550 D**	**560 D**	**630**	**780**	**640**	**500**	**920**	**1,000**	**550**
Semivolatile Organic Compounds																							
2-Methylnaphthalene	*	µg/L	--	**200**	**200**	**150**	**170**	**190**	**190**	**160**	**170**	**170**	**150**	**160**	**170**	**180**	**35**	--	--	**170**	--	**190**	**160**
Acenaphthene	2,000	µg/L	**57**	**60**	**60**	**22**	**56**	100 U	100 U	**58**	**60**	**54**	**50**	**61**	**52**	**54**	**52**	--	--	**56**	--	**65**	**54**
Acenaphthylene	10	µg/L	10 U	10 U	10 U	8.0 U	20 U	100 U	100 U	40 U	40 U	**0.78**	**0.72**	10 U	**0.91 J**	**0.95 J**	10 U	--	--	50 U	--	50 U	10 U
Anthracene	10	µg/L	10 U	10 U	10 U	8.0 U	20 U	100 U	100 U	40 U	40 U	**0.91**	**0.87**	10 U	**0.87 J**	**0.86 J**	**0.83 J**	--	--	50 U	--	50 U	**0.54 J**
Benz(a)anthracene	0.1	µg/L	0.05 U	10 U	10 U	8.0 U	20 U	100 U	100 U	40 U	40 U	0.2 U	0.2 U	10 U	10 U	10 U	10 U	--	--	50 U	--	50 U	10 U
Benzo(a)pyrene	0.2	µg/L	0.05 U	10 U	10 U	8.0 U	20 U	100 U	100 U	40 U	40 U	0.2 U	0.2 U	10 U	10 U	10 U	10 U	--	--	50 U	--	50 U	10 U
Benzo(b)fluoranthene	0.2	µg/L	0.1 U	10 U	10 U	8.0 U	20 U	100 U	100 U	40 U	40 U	0.2 U	0.2 U	10 U	10 U	10 U	10 U	--	--	50 U	--	50 U	10 U
Benzo(g,h,i)perylene	10	µg/L	10 U	10 U	10 U	8.0 U	20 U	100 U	100 U	40 U	40 U	0.2 U	0.2 U	10 U	10 U	10 U	10 U	--	--	50 U	--	50 UJ	10 U
Benzo(k)fluoranthene	10	µg/L	10 U	10 U	10 U	8.0 U	20 U	100 U	100 U	40 U	40 U	0.2 U	0.2 U	10 U	10 U	10 U	10 U	--	--	50 U	--	50 U	10 U
Chrysene	0.2	µg/L	0.05 U	10 U	10 U	8.0 U	20 U	100 U	100 U	40 U	40 U	0.2 U	0.2 U	10 U	10 U	10 U	10 U	--	--	50 U	--	50 U	10 U
Dibenzo(a,h)anthracene	0.3	µg/L	0.1 U	10 U	10 U	8.0 U	20 U	100 U	100 U	40 U	40 U	0.2 U	0.2 U	10 U	10 U	10 U	10 U	--	--	50 U	--	50 UJ	10 U
Dibenzofuran	1	µg/L	--	50 U	50 U	8.0 U	20 U	100 U	100 U	40 U	40 U	**6.1**	**5.8**	10 U	**1.8 J**	**1.8 J**	**1.6 J**	--	--	**1.8 J**	--	**2.1 J**	**1.8 J**
Fluoranthene	1,000	µg/L	10 U	10 U	10 U	8.0 U	20 U	100 U	100 U	40 U	40 U	**0.26**	**0.24**	10 U	10 U	10 U	10 U	--	--	50 U	--	50 U	10 U
Fluorene	1,000	µg/L	10 U	10 U	10 U	8.0 U	20 U	100 U	100 U	40 U	40 U	**9**	**8.4**	10 U	**8.3 J**	**8.8 J**	**8.2 J**	--	--	**6.2 J**	--	**8.1 J**	**6.2 J**
Indeno(1,2,3-cd)pyrene	0.4	µg/L	0.05 U	10 U	10 U	8.0 U	20 U	100 U	100 U	40 U	40 U	0.2 U	0.2 U	10 U	10 U	10 U	10 U	--	--	50 U	--	50 UJ	10 U
Naphthalene	20	µg/L	**1,600**	**1,700**	**1,700**	**1,500**	**1,800**	**1,900**	**1,800**	**1,600**	**1,700**	**1,600**	**1,400**	**1,500**	**2,200 D**	**2,500 D**	10 U	**580**	**520**	**1,700 D**	**2,000 D**	**1,800 D**	--
Phenanthrene	10	µg/L	10 U	10 U	10 U	8.0 U	20 U	100 U	100 U	40 U	40 U	**7**	**6.6**	10 U	**6.8 J**	**6.9 J**	**5.9 J**	--	--	**5.6 J**	--	**7.0 J**	**4.3 J**
Pyrene	1,000	µg/L	10 U	10 U	10 U	8.0 U	20 U	100 U	100 U	40 U	40 U	**0.31**	**0.3**	10 U	10 U	10 U	10 U	--	--	50 U	--	50 U	10 U
Inorganic Compounds																							
Aluminum (fume or dust)	*	mg/L	--	0.2 U	0.2 U	0.2 U	**0.727**	0.2 U	0.2 U	0.2 U	0.2 U	0.2 U	0.2 U	0.2 U	0.2 U	0.2 U	**0.029 B**	--	--	**0.03 B**	0.2 U	0.2 U	**0.033 BN**
Antimony	0.01	mg/L	0.02 U	0.01 U	0.01 U	0.006 U	0.006 U	0.02 U	0.02 U	0.006 U	0.006 U	0.02 U	0.02 U	0.02 U	0.02 U	0.02 U	0.02 U	--	--	0.02 U	0.02 U	0.02 U	0.02 U
Arsenic	0.05	mg/L	0.05 U	0.01 U	0.01 U	0.01 U	0.01 U	0.01 U	0.01 U	0.01 U	0.01 U	0.01 U	0.01 U	0.01 U	0.01 U	0.01 U	0.01 U	--	--	0.01 U	0.01 U	0.01 U	0.01 U
Barium	2	mg/L	**0.364**	**0.352**	**0.376**	**0.284**	**0.326**	**0.34**	**0.34**	**0.33**	**0.32**	**0.31**	**0.31**	**0.3**	**0.32**	**0.32**	**0.33**	--	--	**0.26**	**0.27**	**0.28**	**0.26**
Beryllium	0.004	mg/L	0.01 U	0.005 U	0.005 U	0.004 U	0.004 U	0.004 U	0.004 U	0.004 U	0.004 U	0.004 U	0.004 U	0.004 U	0.004 U	0.004 U	0.004 U	--	--	0.004 U	0.004 U	0.004 U	0.004 U
Cadmium	0.005	mg/L	0.005 U	0.002 U	0.002 U	0.005 U	0.005 U	0.005 U	0.005 U	0.005 U	0.005 U	0.005 U	0.005 U	0.005 U	0.005 U	0.005 U	0.005 U	--	--	0.005 U	0.005 U	0.005 U	0.005 U
Calcium metal	*	mg/L	--	**28.3**	**31.2**	**26.2**	**30.3**	**27**	**27**	**26**	**25**	**27**	**26**	**23**	**25**	**26**	**26**	--	--	**21**	**22**	**23**	**22**
Chromium	0.1	mg/L	0.01 U	0.005 U	0.005 U	0.01 U	0.01 U	0.01 U	0.01 U	0.01 U	0.01 U	0.01 U	0.01 U	0.01 UJ	0.01 U	0.01 U	0.01 U	--	--	0.01 U	0.01 U	0.01 U	**0.002 B**
Cobalt	*	mg/L	--	0.007 U	0.007 U	0.01 U	0.01 U	0.01 U	0.01 U	0.01 U	0.01 U	0.01 U	0.01 U	0.01 U	0.01 U	0.01 U	0.01 U	--	--	0.01 U	0.01 U	0.01 U	0.01 U
Copper	1.3	mg/L	0.01 U	0.025 U	0.025 U	0.02 U	0.02 U	0.02 U	0.02 U	0.02 U	0.02 U	0.02 U	0.02 U	0.02 U	**0.0046 B**	**0.0034 B**	0.02 U	--	--	0.02 U	**0.0026 J**	0.02 U	0.02 U
Cyanide	0.2	mg/L	0.01 U	0.01 U	0.01 U	0.01 U	0.01 U	0.01 U	0.01 U	0.01 U	0.01 U	0.01 U	0.01 U	0.015 U	0.01 U	0.01 U	0.01 U	0.01 U	0.01 U	0.01 U	0.01 U	0.01 U	0.01 U
Iron	*	mg/L	--	**1.73**	**1.76**	**1.48**	**2.32**	**1.5**	**1.5**	**1.4**	**1.4**	**1.4**	**1.4**	**1.4**	**1.4**	**1.4**	**1.4**	--	--	**1.2**	**1.1**	**1.2**	**1.1**
Lead	0.015	mg/L	0.01 U	0.003 U	0.003 U	0.005 U	0.005 U	0.005 U	0.005 U	0.005 U	0.005 U	0.005 U	0.005 U	0.005 U	**0.0015 B**	0.005 U	0.005 U	--	--	0.005 U	0.005 U	0.005 U	0.005 U
Magnesium	*	mg/L	--	**16.7**	**16.3**	**13.9**	**15.7**	**15**	**14**	**14**	**14**	**14**	**14**	**13**	**14**	**14**	**14**	--	--	**11**	**12**	**12**	**12**
Manganese	*	mg/L	--	**1**	**1.03**	**0.81**	**0.937**	**0.94**	**0.94**	**0.89**	**0.89**	**0.9**	**0.88**	**0.77**	**0.86**	**0.86**	**0.88**	--	--	**0.72**	**0.74**	**0.77**	**0.71**
Mercury	0.002	mg/L	0.0002 U	0.0002 U	0.0002 U	0.0002 U	0.0002 U	0.0002 U	0.0002 U	0.0002 U	0.0002 U	0.0002 U	0.0002 U	0.0002 UJ	0.0002 U	0.0002 U	0.0002 U	--	--	0.0002 U	0.0002 U	0.0002 U	0.00020 U
Nickel	0.1	mg/L	0.02 U	0.04 U	0.04 U	0.04 U	0.04 U	0.04 U	0.04 U	0.04 U	0.04 U	0.04 U	0.04 U	0.04 U	0.04 U	0.04 U	0.04 U	--	--	0.04 U	0.04 U	0.04 U	0.04 U
Potassium	*	mg/L	--	5 U	5 U	**2.82**	**3.42**	**3.3**	**3.3**	**3.1**	**3.1**	**3.1**	**3.1**	**2.9**	**3.1**	**3.1**	**3.1**	--	--	**2.7**	**3.1**	**3.2**	**2.7**
Selenium	0.05	mg/L	0.02 U	0.005 U	0.005 U	0.01 U	0.01 U	0.01 U	0.01 U	0.01 U	0.01 U	0.01 U	0.01 U	0.01 U	0.01 U	0.01 U	0.01 U	--	--	0.01 U	0.01 U	0.01 U	0.01 U
Sodium	*	mg/L	--	**16.7**	**17.1**	**15.6**	**17.3**	**15**	**15**	**15**	**15**	**16**	**15**	**16**	**15**	**15**	**15**	--	--	**13**	**14**	**15**	**14**
Thallium	0.002	mg/L	0.001 U	0.001 U	0.001 U	0.001 U	0.001 U	0.002 U	0.002 U	0.001 U	0.001 U	0.001 U	0.001 U	0.002 U	0.002 U	0.002 U	0.002 UWN	--	--	0.002 U	0.002 U	0.002 U	0.002 U
Vanadium (fume or dust)	0.2	mg/L	0.01 U	0.007 U	0.007 U	0.01 U	0.01 U	0.01 U	0.01 U	0.01 U	0.01 U	0.01 U	0.01 U	0.01 U	0.01 U	0.01 U	0.01 U	--	--	0.01 U	0.01 U	0.01 U	0.01 U
Zinc	2	mg/L	0.02 U	0.02 U	**0.0336**	0.02 U	0.02 U	0.02 U	0.02 U	0.02 U	0.02 U	0.02 U	0.02 U	0.02 U	**0.022**	**0.015 B**	0.02 U	--	--	0.02 U	0.02 U	**0.0078 J**	0.02 U

Notes:
* - Not a HSRA regulated compound
ISCO - *in-situ* chemical oxidation
** - Resampled in August 2007 for VOCs only

Data Qualifier Defintions:
-- - Not analyzed
B (Inorganics) - Estimated analyte concentration
D - Analyte concentration reported from secondary dilution
DB - Analyte concentration reported from secondary dilution; analyte detected in method blank
H - Holding time exceeded for sample
J - Estimated analyte concentration
JB (Organic) - Estimated analyte concentration; analyte detected in method blank
Bold = Exceeds the laboratory detection limit
Bold and shaded - Analyte concentration exceeds the Type 1 RRS

Appendix E-2
Summary of Historical Groundwater Sampling Data - Transition Zone and Bedrock Monitoring Wells
January 2001 through July 2017
Atlanta Gas Light Company
Former Manufactured Gas Plant Site
Augusta, Georgia

Chemical Name	Type 1 Risk Reduction Standard	Location ID	MW-306TZ																										
		Sample Date	7/25/2017	1/24/2017	7/26/2016	1/19/2016	7/30/2015	7/30 DUP	1/13/2015	1/15 DUP	7/14/2014	7/14 DUP	1/27/2014	1/14 DUP	7/9/2013	1/10/2013	1/13 DUP	7/25/2012	7/12 DUP	1/17/2012	01/12 DUP	7/11 DUP	7/6/2011	01/11 DUP	1/18/2011	7/20/2010	1/12/2010	01/10 DUP
		Unit	Post-Extraction						During Extraction																				
Volatile Organic Compounds																													
Acetone	4,000	µg/L	< 50	< 50	< 50	< 50	< 50	< 50	< 50	< 50	< 50	< 50	< 50	<50	< 50	< 100	< 100	< 100	< 100	< 50	< 5.0	< 25	< 50	< 5.0	< 5.0	< 100 U	< 5000	< 5000
Benzene	5	µg/L	< 5.0	< 5.0	< 5.0	< 5.0	< 5.0	< 5.0	< 5.0	< 5.0	< 5.0	< 5.0	**18**	**18**	**21**	**5.1**	**5.4**	**5.5**	**5.3**	**91**	**81**	**120**	**120**	**710**	**630**	**69**	**4700**	**4800**
Carbon Disulfide	4,000	µg/L	< 5.0	< 5.0	< 5.0	< 5.0	< 5.0	< 5.0	< 5.0	< 5.0	< 5.0	< 5.0	< 5.0	<5.0	< 5.0	< 5.0	< 5.0	< 5.0	< 5.0	< 6.0	**0.89 J**	< 3.0	< 6.0	< 0.60	< 0.60	< 5.0 U	<250	<250
Ethylbenzene	700	µg/L	< 5.0	< 5.0	< 5.0	< 5.0	< 5.0	< 5.0	< 5.0	< 5.0	< 5.0	< 5.0	< 5.0	<5.0	< 5.0	< 5.0	< 5.0	< 5.0	< 5.0	**2.3 J**	**1.8 J**	**2.0 J**	**2.6 J**	**2.9 J**	**2.3 J**	**1.1 J**	<250	<250
Methylene Chloride	5	µg/L	< 5.0	< 5.0	< 5.0	< 5.0	< 5.0	< 5.0	< 5.0	< 5.0	< 5.0	< 5.0	< 5.0	<5.0	< 5.0	< 5.0	< 5.0	< 5.0	< 5.0	< 10	< 1.0	< 5.0	< 10	< 1.0	< 1.0	< 5.0 U	<250	<250
Toluene	1,000	µg/L	< 5.0	< 5.0	< 5.0	< 5.0	< 5.0	< 5.0	< 5.0	< 5.0	< 5.0	< 5.0	< 5.0	<5.0	< 5.0	< 5.0	< 5.0	< 5.0	< 5.0	< 3.3	**0.77 J**	< 1.7	< 3.3	**0.67 J**	**0.63 J**	**0.63 J**	<250	<250
Trichloroethylene	5	µg/L	< 5.0	< 5.0	< 5.0	< 5.0	< 5.0	< 5.0	< 5.0	< 5.0	< 5.0	< 5.0	< 5.0	<5.0	< 5.0	< 5.0	< 5.0	< 5.0	< 5.0	< 1.3	< 0.13	< 0.65	< 1.3	< 0.13	< 0.13	< 5.0 U	<250	<250
Xylenes, total	2,000	µg/L	**6.4**	**7.9**	**7.6**	**5.3**	< 5.0	< 5.0	**6.8**	**6.3**	**7**	**8.6**	**7.5**	**8.6**	**7.5**	**8.5**	**8.8**	7.8	7.3	**12 J**	**14**	**11 J**	**11 J**	**22**	**17**	**19**	<250	<250
Semivolatile Organic Compounds																													
Acenaphthene	2,000	µg/L	**21**	**15**	**16**	**11**	**8.9**	< 50	**18**	**21**	**16**	**19**	**18**	**19**	**17**	**12**	**13**	**6.3**	**7.6**	**13**	**15**	**21**	**19**	**24**	**24**	**23**	<94	30
Acenaphthylene	10	µg/L	< 1.0	< 1.0	< 1.0	< 1.0	< 1.0	< 1.0	< 1.0	< 1.0	< 1.0	< 1.0	< 1.0	< 1.0	<1.0	**0.21**	<0.19	< 3.8	< 3.8	< 0.099	< 0.096	< 0.95	< 1.0	< 0.96	< 0.96	<0.19	<0.19	**0.34**
Anthracene	10	µg/L	**0.35**	**0.33**	**0.3**	**0.16**	**0.13**	**0.15**	**0.25**	**0.25**	**0.3**	**0.35**	**0.37**	**0.39**	**0.27**	**0.2**	**0.24**	< 3.8	< 3.8	**0.24**	**0.30**	< 0.95	< 1.0	< 0.96	< 0.96	**0.36**	**0.48**	**0.43**
Benz(a)anthracene	0.1	µg/L	< 0.05	< 0.05	< 0.05	< 0.05	< 0.05	< 0.05	< 0.05	< 0.05	< 0.05	< 0.05	< 0.05	< 0.05	<0.050	<0.19	<0.19	< 3.8	< 3.8	< 0.099	< 0.096	< 0.95	< 1.0	< 0.96	< 0.96	< 0.19	< 0.19	<0.20
Benzo(a)pyrene	0.2	µg/L	< 0.05	< 0.05	< 0.05	< 0.05	< 0.05	< 0.05	< 0.05	< 0.05	< 0.05	< 0.05	< 0.05	< 0.05	<0.050	<0.19	<0.19	< 3.8	< 3.8	< 0.099	< 0.096	< 0.95	< 1.0	< 0.96	< 0.96	< 0.19	< 0.19	<0.20
Benzo(b)fluoranthene	0.2	µg/L	< 0.1	< 0.1	< 0.1	< 0.1	< 0.1	< 0.1	< 0.1	< 0.1	< 0.10	< 0.10	< 0.10	< 0.10	<0.10	**0.19**	<0.19	< 3.8	< 3.8	< 0.099	< 0.096	< 0.95	< 1.0	< 0.96	< 0.96	< 0.19	< 0.19	<0.20
Benzo(g,h,i)perylene	10	µg/L	< 0.1	< 0.1	< 0.1	< 0.1	< 0.1	< 0.1	< 0.10	< 0.10	< 0.10	< 0.10	< 0.10	< 0.10	<0.10	<0.19	<0.19	< 3.8	< 3.8	< 0.099	< 0.096	< 0.95	< 1.0	< 0.96	< 0.96	< 0.19	< 0.19	<0.20
Benzo(k)fluoranthene	10	µg/L	< 0.05	< 0.05	< 0.05	< 0.05	< 0.05	< 0.05	< 0.05	< 0.05	< 0.05	< 0.05	< 0.05	< 0.05	<0.050	<0.19	<0.19	< 3.8	< 3.8	< 0.099	< 0.096	< 0.95	< 1.0	< 0.96	< 0.96	< 0.19	< 0.19	<0.20
Chrysene	0.2	µg/L	< 0.05	< 0.05	< 0.05	< 0.05	< 0.05	< 0.05	< 0.05	< 0.05	< 0.05	< 0.05	< 0.05	< 0.05	<0.050	<0.19	<0.19	< 3.8	< 3.8	< 0.045	< 0.043	< 0.43	< 0.46	< 0.43	< 0.43	< 0.19	< 0.19	<0.20
Dibenzo(a,h)anthracene	0.3	µg/L	< 0.1	< 0.1	< 0.1		< 0.1	< 0.1	< 0.10	< 0.10	< 0.10	< 0.10	< 0.10	< 0.10	<0.10	<0.19	<0.19	< 3.8	< 3.8	< 0.099	< 0.096	< 0.95	< 1.0	< 0.96	< 0.96	< 0.19	< 0.19	<0.20
Fluoranthene	1,000	µg/L	**0.18**	**0.15**	**0.15**	**0.11**	< 0.1	< 0.1	**0.12**	**0.13**	**0.14**	**0.16**	**0.17**	**0.18**	**0.15**	**0.25**	<0.19	< 3.8	< 3.8	**0.11 J**	**0.15 J**	< 0.95	< 1.0	< 0.96	< 0.96	**0.16 J**	**0.21**	**0.25**
Fluorene	1,000	µg/L	**3.2**	**2.4**	**2.5**	**1.4**	**0.93**	**1.2**	**2**	**2.2**	**2.1**	**2.3**	**2.5**	**2.7**	**2.1**	**1.6**	**1.7**	< 3.8	< 3.8	**1.3**	**1.6**	**3.4**	**3.0**	**3.5**	**3.2**	**2.0**	**4.3**	**3.4**
Indeno(1,2,3-cd)pyrene	0.4	µg/L	< 0.05	< 0.05	< 0.05	< 0.05	< 0.05	< 0.05	< 0.05	< 0.05	< 0.05	< 0.05	< 0.05	< 0.05	< 0.05	<0.19	<0.19	< 3.8	< 3.8	< 0.099	< 0.096	< 0.95	< 1.0	< 0.96	< 0.96	< 0.19 U	<0.20	< 0.19
Naphthalene	20	µg/L	**360**	**270**	**270**	**160**	**200**	**210**	**240**	**300**	**310**	**390**	**290**	**340**	**340**	**420**	**270**	**200**	**240**	**550 D**	**770**	**380**	**330**	**520**	**510**	**340**	**650**	**700**
Phenanthrene	10	µg/L	**1.8**	**1.3**	**1.3**	**0.32**	**0.45**	**0.57**	**0.95**	**1.1**	**1.3**	**1.5**	**1.6**	**1.8**	**1.5**	**1.4**	**1.3**	< 3.8	< 3.8	**1.5**	**1.9**	**2.3**	**2.2**	**2.5**	**2.6**	**2.0**	**3.2**	**3.1**
Pyrene	1,000	µg/L	**0.16**	**0.15**	**0.13**	**0.1**	**0.056**	**0.068**	**0.11**	**0.12**	**0.11**	**0.13**	**0.15**	**0.17**	**0.12**	**0.32**	<0.19	< 3.8	< 3.8	< 0.099	**0.11 J**	< 0.95	< 1.0	< 0.96	< 0.96	**0.16 J**	< 0.19	<0.20
Inorganic Compounds																													
Antimony	0.01	mg/L	< 0.006	< 0.006	< 0.006	< 0.006	< 0.02	< 0.02	< 0.02	< 0.02	< 0.02	< 0.02	< 0.02	< 0.02	< 0.02	< 0.02	< 0.02	< 0.02	< 0.02	< 0.0053	< 0.0053	< 0.0053	< 0.0053	< 0.0053	< 0.0053	< 0.020	< 0.020	< 0.020
Arsenic	0.05	mg/L	< 0.05	< 0.05	< 0.05	< 0.05	< 0.05	< 0.05	< 0.05	< 0.05	< 0.05	< 0.05	< 0.05	< 0.05	< 0.05	< 0.02	< 0.02	< 0.02	< 0.02	< 0.0046	< 0.0046	< 0.0046	< 0.0046	< 0.0046	< 0.0046	< 0.020	< 0.020	< 0.020
Barium	2	mg/L	**0.775**	**0.72**	**0.855**	**0.838**	**0.771**	**0.783**	**0.735**	**0.741**	**0.802**	**0.821**	**0.790**	**0.822**	**0.689**	**0.45**	**0.44**	**0.50**	**0.50**	**0.56**	**0.57**	**0.76**	**0.74**	**0.65**	**0.57**	**0.73**	**0.84**	**0.77**
Beryllium	0.004	mg/L	< 0.004	< 0.004	< 0.004	< 0.004	< 0.01	< 0.01	< 0.01	< 0.01	< 0.01	< 0.01	< 0.01	< 0.01	< 0.01	< 0.0040	< 0.0040	< 0.0040	< 0.0040	< 0.00020	< 0.00020	< 0.00020	< 0.00020	< 0.00020	< 0.00020	< 0.0040	< 0.0040	< 0.0040
Cadmium	0.005	mg/L	< 0.005	< 0.005	< 0.005	< 0.005	< 0.005	< 0.005	< 0.005	< 0.005	< 0.005	< 0.005	< 0.005	< 0.005	< 0.005	< 0.0050	< 0.0050	< 0.0050	< 0.0050	< 0.0020	< 0.0020	< 0.0020	< 0.0020	< 0.0020	< 0.0020	< 0.0050	< 0.0050	< 0.0050
Chromium	0.1	mg/L	< 0.01	< 0.01	< 0.01	< 0.01	< 0.01	< 0.01	< 0.01	< 0.01	< 0.01	< 0.01	< 0.01	< 0.01	< 0.01	< 0.010	< 0.010	< 0.010	< 0.010	< 0.0012	< 0.0012	< 0.0012	< 0.0012	< 0.0012	< 0.0012	< 0.010	< 0.010	< 0.010
Copper	1.3	mg/L	< 0.01	< 0.01	< 0.01	< 0.01	**0.0142**	< 0.01	< 0.01	< 0.01	< 0.01	< 0.01	< 0.01	< 0.01	< 0.01	< 0.02	< 0.02	< 0.02	< 0.02	< 0.0019	< 0.0019	< 0.0019	< 0.0019	< 0.0019	< 0.0019	**0.0042 J**	< 0.020	< 0.020
Cyanide	0.2	mg/L	< 0.01	< 0.01	< 0.01	< 0.01	< 0.01	< 0.01	< 0.01	< 0.01	< 0.01	< 0.01	< 0.01	< 0.01	< 0.01	< 0.010	< 0.010	< 0.010	< 0.010	< 0.0050	< 0.0050	**0.0083 J**	**0.014**	< 0.0050	< 0.0050	< 0.010	< 0.010	< 0.010
Lead	0.015	mg/L	< 0.01	< 0.01	< 0.01	< 0.01	< 0.01	< 0.01	< 0.01	< 0.01	< 0.01	< 0.01	< 0.01	< 0.01	< 0.01	< 0.010	< 0.010	< 0.010	< 0.010	< 0.0040	< 0.0040	< 0.0040	< 0.0040	< 0.0040	< 0.0040	< 0.010	< 0.010	< 0.010
Mercury	0.002	mg/L	< 0.0002	< 0.0002	< 0.0002	< 0.0002	< 0.0002	< 0.0002	< 0.00020	< 0.00020	< 0.00020	< 0.00020	< 0.00020	< 0.00020	< 0.00020	< 0.00020	< 0.00020	< 0.00020	< 0.00020	< 0.000091	< 0.000091	< 0.000091	< 0.000091	< 0.000091	< 0.000091	< 0.00020	< 0.00020	< 0.00020
Nickel	0.1	mg/L	< 0.02	< 0.02	< 0.02	< 0.02	< 0.02	< 0.02	< 0.02	< 0.02	< 0.02	< 0.02	< 0.02	< 0.02	< 0.02	< 0.04	< 0.04	< 0.04	< 0.04	< 0.0023	< 0.0023	< 0.0023	< 0.0023	< 0.0023	< 0.0023	< 0.040	< 0.040	< 0.040
Selenium	0.05	mg/L	< 0.02	< 0.02	< 0.02	< 0.02	< 0.02	< 0.02	< 0.02	< 0.02	< 0.02	< 0.02	< 0.02	< 0.02	< 0.02	< 0.020	< 0.020	< 0.020	< 0.020	< 0.0064	< 0.0064	< 0.0064	< 0.0064	< 0.0064	< 0.0064	< 0.020	< 0.020	< 0.020
Thallium	0.002	mg/L	< 0.002	< 0.002	< 0.002	< 0.002	< 0.02	< 0.02	< 0.02	< 0.02	< 0.02	< 0.02	< 0.02	< 0.02	< 0.02	< 0.0010	< 0.0010	< 0.0010	< 0.0010	< 0.00025	< 0.00025	< 0.00025	< 0.00025	< 0.00025	< 0.00025	< 0.0010	< 0.0010	< 0.0010
Vanadium (fume or dust)	0.2	mg/L	< 0.01	< 0.01	< 0.01	< 0.01	< 0.01	< 0.01	< 0.01	< 0.01	< 0.01	< 0.01	< 0.01	< 0.01	< 0.01	< 0.010	< 0.010	< 0.010	< 0.010	< 0.0024	< 0.0024	< 0.0024	< 0.0024	< 0.0024	< 0.0024	< 0.010	< 0.010	< 0.010
Zinc	2	mg/L	< 0.02	< 0.02	< 0.02	< 0.02	< 0.02	< 0.02	< 0.02	< 0.02	< 0.02	< 0.02	< 0.02	< 0.02	< 0.02	< 0.020	< 0.020	< 0.020	< 0.020	< 0.0087	< 0.0087	< 0.0087	< 0.0087	< 0.0087	< 0.0087	< 0.020	< 0.020	< 0.020

Notes:
* - Not a HSRA regulated compound
ISCO - *in-situ* chemical oxidation
** - Resampled in August 2007 for VOCs only

Data Qualifier Defintions:
-- - Not analyzed
B (Inorganics) - Estimated analyte concentration
D - Analyte concentration reported from secondary dilution
DB - Analyte concentration reported from secondary dilution; analyte detected in method blank
H - Holding time exceeded for sample
J - Estimated analyte concentration
JB (Organic) - Estimated analyte concentration; analyte detected in method blank
Bold = Exceeds the laboratory detection limit
Bold and shaded - Analyte concentration exceeds the Type 1 RRS

Appendix E-2
Summary of Historical Groundwater Sampling Data - Transition Zone and Bedrock Monitoring Wells
January 2001 through July 2017
Atlanta Gas Light Company
Former Manufactured Gas Plant Site
Augusta, Georgia

Chemical Name	Type 1 Risk Reduction Standard	Location ID	MW-306TZ (Continued)																					
		Sample Date	07/09 DUP	7/21/2009	1/19/2009	07/08 DUP	7/22/2008	1/9/2008	7/10/2007	07/07 DUP	2/15/2007	7/11/2006	2/8/2006	1/12/2006	01/06 DUP	7/22/2005	1/20/2005	7/15/2004	7/18/2003	1/15/2003	7/9/2002	1/15/2002	7/11/2001	1/22/2001
		Unit	During Extraction									Pre-Extraction												
Volatile Organic Compounds																								
Acetone	4,000	µg/L	< 2000	< 5000	< 5000	< 5000	< 1000	< 50	< 50	< 50	< 50	50 U	--	2,000 U	2,000 U	620 U	1,200 U	1,200 U	630 U	120 U	120 U	120 U	120 U	120 U
Benzene	5	µg/L	**3900**	**4200**	**3500**	**3500**	**3,500**	**4,100**	**5,600**	**5,700**	**6,800**	**6,600**	--	**5,700**	**5,500**	**6,200**	**4,600**	**3,200**	**1,700**	**1,100 D**	**1,000 D**	**880**	**1,700 D**	**740 DB**
Carbon Disulfide	4,000	µg/L	< 100	< 250	64 J	< 250	< 50	< 5.0	< 5	< 5	< 5	5 U	--	200 U	200 U	25 U	50 U	50 U	25 U	5.0 U	5.0 U	5.0 U	**11**	1.0 U
Ethylbenzene	700	µg/L	< 100	< 250	< 250	< 250	**9.0 J**	**9.4**	**8.5**	**7.8**	**39**	**64**	--	200 U	200 U	**700**	**760**	**410**	**300**	**300**	**290**	**170**	**450**	**170 D**
Methylene Chloride	5	µg/L	< 100	< 250	21 J	< 250	< 50	< 5.0	< 5	< 5	< 5	5 U	100 U	840 U	880 U	120 U	250 U	250 U	130 U	25 U	25 U	25 U	**25 J**	5.0 U
Toluene	1,000	µg/L	< 100	< 250	< 250	< 250	< 50	< 5.0	< 5	< 5	< 5	5 U	--	200 U	200 U	25 U	50 U	50 U	50 U	**1.5 J**	**2.6 J**	**7.7**	**8.9**	**1.3**
Trichloroethylene	5	µg/L	< 100	< 250	< 250	< 250	< 50	< 5.0	< 5	< 5	< 5	5 U	--	200 U	200 U	25 U	50 U	50 U	50 U	5.0 U	**3.5 J**	5.0 U	**3.1 J**	1.0 U
Xylenes, total	2,000	µg/L	< 100	< 250	61 J	**55**	**84**	**100**	**95**	**85**	**160**	**130**	--	400 U	400 U	**210**	**290**	**200**	**110**	**82**	**130**	**66**	**230**	**94**
Semivolatile Organic Compounds																								
2-Methylnaphthalene	*	µg/L	--	--	--	--	--	--	--	--	--	--	--	**68**	**62**	**80**	**85**	**69**	**43**	**0.02**	**22**	**15**	**28**	**18**
Acenaphthene	2,000	µg/L	**43**	**41**	**14 J***	**25**	**19**	**27**	**32**	**30**	**32**	**35**	--	**24**	**23**	**29**	80 U	**26**	**19**	**0.011**	**9.7 J**	**7.2 J**	**13**	**9.3 J**
Acenaphthylene	10	µg/L	**0.29**	< 0.94	< 20 *	< 3.8	< 3.9	< 10	< 10	< 10	< 10	10 U	--	6.7 U	4.0 U	10 U	80 U	80 U	10 U	10 U	10 U	10 U	10 U	10 U
Anthracene	10	µg/L	**0.71**	< 0.94	< 20 *	**0.56 J**	**0.49 J**	< 10	< 10	< 10	< 10	10 U	--	6.7 U	4.0 U	10 U	80 U	80 U	10 U	10 U	10 U	10 U	**1.3 J**	10 U
Benz(a)anthracene	0.1	µg/L	< 0.19	< 0.94	< 20	< 3.8	< 3.9	< 0.05	< 0.05	< 0.05	< 0.05	0.05 U	--	6.7 U	4.0 U	10 U	80 U	80 U	10 U	10 U	10 U	10 U	10 U	10 U
Benzo(a)pyrene	0.2	µg/L	< 0.19	< 0.94	< 20	< 3.8	< 3.9	< 0.05	< 0.05	< 0.05	< 0.05	0.05 U	--	6.7 U	4.0 U	10 U	80 U	80 U	10 U	10 U	10 U	10 U	10 U	10 U
Benzo(b)fluoranthene	0.2	µg/L	< 0.19	< 0.94	< 20	< 3.8	< 3.9	< 0.10	< 0.1	< 0.1	< 0.1	0.1 U	--	6.7 U	4.0 U	10 U	80 U	80 U	10 U	10 U	10 U	10 U	10 U	10 U
Benzo(g,h,i)perylene	10	µg/L	< 0.19	< 0.94	< 20	< 3.8	< 3.9	< 10	< 10	< 10	< 10	10 U	--	6.7 U	4.0 U	10 U	80 U	80 U	10 U	10 U	10 U	10 U	10 U	10 U
Benzo(k)fluoranthene	10	µg/L	< 0.19	< 0.94	< 20 *	< 3.8	< 3.9	< 10	< 10	< 10	< 10	10 U	--	6.7 U	4.0 U	10 U	80 U	80 U	10 U	10 U	10 U	10 U	10 U	10 U
Chrysene	0.2	µg/L	< 0.19	< 0.94	< 20	< 3.8	< 3.9	< 0.05	< 0.05	< 0.05	< 0.05	0.05 U	--	6.7 U	4.0 U	10 U	80 U	80 U	10 U	10 U	10 U	10 U	10 U	10 U
Dibenzo(a,h)anthracene	0.3	µg/L	< 0.19	< 0.94	< 20	< 3.8	< 3.9	< 0.1	< 0.1	< 0.1	< 0.1	0.1 U	--	6.7 U	4.0 U	10 U	80 U	80 U	10 U	10 U	10 U	10 U	10 U	10 U
Dibenzofuran	1	µg/L	--	--	--	--	--	--	--	--	--	--	--	33 U	20 U	10 U	80 U	80 U	10 U	10 U	10 U	10 U	10 U	10 U
Fluoranthene	1,000	µg/L	**0.23**	< 0.94	< 20 *	< 3.8	< 3.9	< 10	< 10	< 10	< 10	10 U	--	6.7 U	4.0 U	10 U	80 U	80 U	10 U	10 U	10 U	10 U	10 U	10 U
Fluorene	1,000	µg/L	**5.2**	4.9	< 20 *	**3.3 J**	**2.3 J**	< 10	< 10	< 10	< 10	10 U	--	6.7 U	4.0 U	10 U	80 U	80 U	10 U	**0.00095 J**	**1.2 J**	**0.85 J**	**1.3 J**	**0.98 J**
Indeno(1,2,3-cd)pyrene	0.4	µg/L	< 0.19	< 0.94	< 20	< 3.8	< 3.9	< 0.05	< 0.05	< 0.05	< 0.05	0.05 U	--	6.7 U	4.0 U	10 U	80 U	80 U	10 U	10 U	10 U	10 U	10 U	10 U
Naphthalene	20	µg/L	**1100**	**830**	**340**	**650**	**560**	**680**	**780**	**860**	**780**	**850**	--	**710**	**670**	**910**	**820**	**660**	**490**	**0.26 D**	**210 D**	**140**	**330 D**	**180**
Phenanthrene	10	µg/L	**3.8**	**3.9**	< 20 *	**3.1 J**	**2.4 J**	< 10	< 10	< 10	< 10	10 U	--	6.7 U	4.0 U	10 U	80 U	80 U	10 U	**0.0014 J**	**0.95 J**	**0.72 J**	**1.3 J**	**1.0 J**
Pyrene	1,000	µg/L	**0.22**	< 0.94	< 20	< 3.8	< 3.9	<10	<10	<10	< 10	10 U	--	6.7 U	4.0 U	10 U	80 U	80 U	10 U	10 U	10 U	10 U	10 U	10 U
Inorganic Compounds																								
Aluminum (fume or dust)	*	mg/L	--	--	--	--	--	--	--	--	--	--	--	0.2 U	0.2 U	0.2 U	0.2 U	0.2 U	0.2 U	0.20 U	0.2 U	**0.043 BN**	0.2 U	**0.036 BN**
Antimony	0.01	mg/L	< 0.020	< 0.020	< 0.020	< 0.02	< 0.02	< 0.02	< 0.02	< 0.02	< 0.02	0.02 U	--	0.01 U	0.01 U	0.006 U	0.02 U	0.006 U	0.02 U	0.020 U	0.02 U	0.020 U	0.02 U	0.02 U
Arsenic	0.05	mg/L	< 0.020	< 0.020	< 0.010	< 0.01	< 0.01	< 0.05	< 0.05	< 0.05	< 0.05	0.05 U	--	0.01 U	0.01 U	0.01 U	0.01 U	0.01 U	0.01 U	0.010 U	0.01 U	0.010 U	0.01 U	0.01 U
Barium	2	mg/L	**0.71**	**0.67**	**0.54**	**0.5**	**0.5**	**0.513**	**0.592**	**0.580**	**0.590**	**0.624**	--	**0.594**	**0.609**	**0.581**	**0.46**	**0.32**	**0.31**	**0.33**	**0.33**	**0.36**	**0.31**	**0.36**
Beryllium	0.004	mg/L	< 0.0040	< 0.0040	< 0.0040	< 0.004	< 0.004	< 0.01	< 0.01	< 0.01	< 0.01	0.01 U	--	0.005 U	0.005 U	0.004 U	0.004 U	0.004 U	0.004 U	0.0040 U	0.004 U	0.0040 U	0.004 U	0.004 U
Cadmium	0.005	mg/L	< 0.0050	< 0.0050	< 0.0050	< 0.005	< 0.005	< 0.005	< 0.005	< 0.005	< 0.005	0.005 U	--	0.002 U	0.002 U	0.005 U	0.005 U	0.005 U	0.005 U	0.0050 U	0.005 U	0.0050 U	0.005 U	0.005 U
Calcium metal	*	mg/L	--	--	--	--	--	--	--	--	--	--	--	**52.7**	**51.2**	**52.2**	**36**	**25**	**24**	**26**	**28**	**27**	**25**	**29**
Chromium	0.1	mg/L	< 0.010	< 0.010	< 0.010	< 0.01	< 0.01	< 0.01	< 0.01	< 0.01	< 0.01	0.01 U	--	0.005 UJ	0.005 UJ	0.01 U	0.01 U	0.01 U	0.01 U	0.010 U	0.01 U	0.010 U	0.01 UN	0.01 U
Cobalt	*	mg/L	--	--	--	--	--	--	--	--	--	--	--	0.007 UJ	0.007 UJ	0.01 U	0.01 U	0.01 U	0.01 U	0.010 U	0.01 U	0.010 U	0.01 U	0.01 U
Copper	1.3	mg/L	< 0.020	< 0.020	< 0.020	< 0.02	< 0.02	< 0.01	< 0.01	< 0.01	< 0.01	0.01 U	--	0.025 U	0.025 U	0.02 U	0.02 U	0.02 U	0.02 U	0.020 U	0.02 U	0.020 U	0.02 UN	**0.0012 B**
Cyanide	0.2	mg/L	< 0.010	< 0.010	< 0.010	**0.0062 J**	< 0.01	< 0.01	< 0.01	< 0.01	< 0.01	0.01 U	--	0.01 UJ	0.01 UJ	0.01 U	0.01 U	0.01 U	0.015 U	0.010 U	0.01 U	0.010 U	0.01 U	0.01 U
Iron	*	mg/L	--	--	--	--	--	--	--	--	--	--	--	**3.55**	**3.56**	**2.37**	**1.5**	**0.99**	**1**	**1.2**	**1.2**	**1.3 N**	**1.1**	**1.3**
Lead	0.015	mg/L	< 0.010	< 0.010	< 0.0050	< 0.005	< 0.005	< 0.01	< 0.01	< 0.01	< 0.01	0.01 U	--	0.003 U	0.003 U	0.005 U	0.005 U	0.005 U	0.005 U	0.0050 U	0.005 U	0.0050 U	0.005 U	0.005 U
Magnesium	*	mg/L	--	--	--	--	--	--	--	--	--	--	--	**29.4**	**29.8**	**27.9**	**20**	**13**	**15**	**14**	**15**	**15**	**14**	**16**
Manganese	*	mg/L	--	--	--	--	--	--	--	--	--	--	--	**1.89**	**1.93**	**1.77**	**1.4**	**0.96**	**0.95**	**1.0**	**1.1**	**1.0**	**0.94 N**	**1.1**
Mercury	0.002	mg/L	< 0.00020	< 0.00020	< 0.00020	< 0.00020	< 0.00020	< 0.00020	< 0.0002	< 0.0002	< 0.0002	0.0002 U	--	0.0002 UJ	0.0002 UJ	0.0002 U	0.0002 U	0.0002 U	0.0002 U	0.00020 U	0.0002 U	0.00020 U	0.0002 U	0.00020 U
Nickel	0.1	mg/L	< 0.040	< 0.040	< 0.040	< 0.04	< 0.04	< 0.02	< 0.02	< 0.02	< 0.02	0.02 U	--	0.04 U	0.04 U	0.04 U	0.04 U	0.04 U	0.04 U	0.040 U	0.04 U	0.040 U	0.04 U	0.04 U
Potassium	*	mg/L	--	--	--	--	--	--	--	--	--	--	--	5 U	5 U	**3.94**	**3.7**	**3**	**2.7**	**2.9**	**2.9**	**3.0**	**3.0**	**3.1**
Selenium	0.05	mg/L	< 0.020	< 0.020	--	< 0.01	< 0.01	< 0.02	< 0.02	< 0.02	< 0.02	0.02 U	--	0.005 U	0.005 U	0.01 U	0.01 U	0.01 U	0.01 U	0.010 U	0.01 U	0.010 U	0.01 U	0.01 U
Sodium	*	mg/L	--	--	--	--	--	--	--	--	--	--	--	**24.8**	**24.9**	**26.2**	**23**	**24**	**21**	**23**	**18**	**17**	**23**	**19**
Thallium	0.002	mg/L	< 0.0010	< 0.0010	< 0.0010	< 0.001	< 0.001	< 1.00	< 1.00	< 1.00	< 1	0.001 U	--	0.001 U	0.001 U	0.001 U	0.002 U	0.001 U	0.002 U	0.0020 UWN	0.002 UJ	0.0020 U	0.002 U	0.002 U
Vanadium (fume or dust)	0.2	mg/L	< 0.010	< 0.010	< 0.010	< 0.01	< 0.01	< 0.01	< 0.01	< 0.01	< 0.01	0.01 U	--	0.007 U	0.007 U	0.01 U	0.01 U	0.01 U	0.01 U	0.010 U	0.01 U	0.010 U	0.01 U	0.01 U
Zinc	2	mg/L	< 0.020	< 0.020	< 0.020	< 0.02	< 0.02	< 0.02	< 0.02	< 0.02	< 0.02	0.02 U	--	0.02 U	0.02 U	0.02 U	0.02 U	0.02 U	**0.03**	0.020 U	0.02 U	0.020 U	0.02 U	0.02 U

Notes:
* - Not a HSRA regulated compound
ISCO - *in-situ* chemical oxidation
** - Resampled in August 2007 for VOCs only

Data Qualifier Defintions:
-- - Not analyzed
B (Inorganics) - Estimated analyte concentration
D - Analyte concentration reported from secondary dilution
DB - Analyte concentration reported from secondary dilution; analyte detected in method blank
H - Holding time exceeded for sample
J - Estimated analyte concentration
JB (Organic) - Estimated analyte concentration; analyte detected in method blank
Bold = Exceeds the laboratory detection limit
Bold and shaded - Analyte concentration exceeds the Type 1 RRS

Appendix E-2
Summary of Historical Groundwater Sampling Data - Transition Zone and Bedrock Monitoring Wells
January 2001 through July 2017
Atlanta Gas Light Company
Former Manufactured Gas Plant Site
Augusta, Georgia

Chemical Name	Type 1 Risk Reduction Standard	Location ID		MW-307BR																				
		Sample Date	7/31/2015	1/15/2015	1/15 DUP	7/16/2014	1/10/2014	1/14 DUP	8/13/2013	8/13 DUP	1/9/2013	1/13 DUP	7/24/2012	07/12 DUP	1/23/2012	01/12 DUP	07/11 DUP	7/7/2011	01/11 DUP	1/13/2011	7/20/2010	07/10 DUP	1/7/2010	01/10 DUP
		Unit	Post-Extraction	During Extraction																				
Volatile Organic Compounds																								
Acetone	4,000	µg/L	< 5000	< 5,000	< 5,000	< 5,000	<5,000	< 5,000	< 50	< 50	< 10,000	< 10,000	< 20,000	< 20,000	< 1,000	< 1,000	< 1000	< 1000	< 500	< 500	< 10000	< 10000	< 10000	< 10000
Benzene	5	µg/L	**5300**	**12,000**	**12,000**	**15,000**	**13,000**	**13,000**	**15,000**	**15,000**	**11,000**	**13,000**	**12,000**	**12,000**	**12,000**	**12,000**	**13,000**	**13,000**	**13,000**	**13,000**	**10000**	**11000**	**10000**	**11000**
Carbon Disulfide	4,000	µg/L	< 500	< 500	< 500	< 500	<500	< 500	< 5.0	< 5.0	<500	<500	< 1,000	< 1,000	< 120	< 120	< 120	< 120	< 60	< 60	< 500	< 500	< 500	< 500
Ethylbenzene	700	µg/L	< 500	**2,000**	**2,100**	**2,400**	**2,400**	**2,300**	**2,300**	**2,400**	**1,300**	**1,500**	**2,000**	**2,100**	**1,900**	**1,900**	**1,900**	**1,900**	**2,200**	**2,200**	**2200**	**2300**	**2000**	**2000**
Methylene Chloride	5	µg/L	< 500	< 500	< 500	< 500	<500	< 500	< 5.0	< 5.0	<500	<500	< 1,000	< 1,000	< 200	< 200	< 200	< 200	< 100	< 100	< 500	< 500	< 500	< 500
Toluene	1,000	µg/L	< 500	< 500	< 500	< 500	<500	< 500	**5.8**	**5.6**	<500	<500	< 1,000	< 1,000	**120 J**	**110 J**	**110 J**	**110 J**	**51 J**	**52 J**	**150 J**	**140 J**	<500	<500
Trichloroethylene	5	µg/L	< 500	< 500	< 500	< 500	<500	< 500	< 5.0	< 5.0	<500	<500	< 1,000	< 1,000	< 26	< 26	< 26	< 26	< 13	< 13	< 500	< 500	< 500	< 500
Xylenes, total	2,000	µg/L	< 500	**720**	**770**	**1,000**	**1,200**	**1,200**	**1,000**	**1,000**	**540**	**600**	**1,100**	**1,200**	**1,300**	**1,300**	**1,300**	**1,300**	**1,800**	**1,800**	**1800**	**1800**	**1500**	**1500**
Semivolatile Organic Compounds																								
Acenaphthene	2,000	µg/L	**48**	**220**	**220**	**240**	**270**	**250**	**180**	**160**	**200**	<190	**260**	**190**	**250**	**230**	**280**	**240**	**140**	**150**	**150**	**160**	**160**	**210**
Acenaphthylene	10	µg/L	< 1.0	< 1.0	< 1.0	**3**	**2.6**	**2.6**	**1.2**	**1.6**	< 190	< 190	< 190	< 190	< 11	< 11	< 4.8	**6.2 J**	< 0.96	**2.4**	< 19	< 19	< 94	< 94
Anthracene	10	µg/L	**1.6**	**7.2**	**6.6**	**7.7**	**8.1**	**7.7**	**6.6**	**5.2**	< 190	< 190	< 190	< 190	< 11	< 11	**9.4 J**	**8.5 J**	**6.1**	**8.1**	< 19	**5.2**	< 94	< 94
Benz(a)anthracene	0.1	µg/L	**0.11**	**0.20**	**0.15**	**0.19**	**0.18**	**0.18**	**0.15**	**0.11**	< 190	< 190	< 190	< 190	< 11	< 11	< 4.8	< 4.8	< 0.96	**2.1**	< 19	< 19	< 94	< 94
Benzo(a)pyrene	0.2	µg/L	< 0.05	< 0.05	< 0.05	< 0.05	< 0.05	< 0.05	< 0.05	< 0.05	< 190	< 190	< 190	< 190	< 11	< 11	< 4.8	< 4.8	< 0.96	< 0.96	< 19	< 19	< 94	< 94
Benzo(b)fluoranthene	0.2	µg/L	< 0.1	< 0.10	< 0.10	< 0.10	< 0.10	< 0.10	< 0.10	< 0.10	< 190	< 190	< 190	< 190	< 11	< 11	< 4.8	< 4.8	< 0.96	< 0.96	< 19	< 19	< 94	< 94
Benzo(g,h,i)perylene	10	µg/L	< 0.1	< 0.10	< 0.10	< 0.10	< 0.10	< 0.10	< 0.10	< 0.10	< 190	< 190	< 190	< 190	< 11	< 11	< 4.8	< 4.8	< 0.96	< 0.96	< 19	< 19	< 94	< 94
Benzo(k)fluoranthene	10	µg/L	< 0.05	< 0.05	< 0.05	< 0.05	< 0.05	< 0.05	< 0.05	< 0.05	< 190	< 190	< 190	< 190	< 11	< 11	< 4.8	< 4.8	< 0.96	< 0.96	< 19	< 19	< 94	< 94
Chrysene	0.2	µg/L	**0.06**	**0.13**	**0.11**	**0.15**	**0.13**	**0.12**	**0.11**	**0.088**	< 190	< 190	< 190	< 190	< 4.9	< 4.7	< 2.2	< 2.2	**0.75 J**	**1.6 J**	< 19	< 19	< 94	< 94
Dibenzo(a,h)anthracene	0.3	µg/L	< 0.1	< 0.10	< 0.10	< 0.10	< 0.10	< 0.10	< 0.10	< 0.10	< 190	< 190	< 190	< 190	< 11	< 11	< 4.8	< 4.8	< 0.96	< 0.96	< 19	< 19	< 94	< 94
Fluoranthene	1,000	µg/L	**0.87**	**3.5**	**3.1**	**3.5**	**3.6**	**3.5**	**3.3**	**2.6**	< 190	< 190	< 190	< 190	< 11	< 11	< 4.8	< 4.8	**5.5**	**9.6**	< 19	**2.1**	< 94	< 94
Fluorene	1,000	µg/L	**7.6**	**48**	**46**	**52**	**55**	**54**	**37**	**33**	< 190	< 190	< 190	< 190	**57**	**53**	**80**	**68**	**36**	**44**	**32**	**32**	< 94	< 94
Indeno(1,2,3-cd)pyrene	0.4	µg/L	< 0.05	< 0.05	< 0.05	< 0.05	< 0.05	< 0.05	< 0.05	< 0.05	< 190	< 190	< 190	< 190	< 11	< 11	< 4.8	< 4.8	< 0.96	< 0.96	< 19	< 19	< 94	< 94
Naphthalene	20	µg/L	**350**	**6,700**	**8,100**	**7,700**	**9,600**	**8,400**	**6,100**	**5,000**	**4,100**	**3,800**	**7,500**	**6,400**	**10,000 D**	**8,700 D**	**6,400**	**5,800**	**6,300**	**5,900**	**5900**	**8000**	**5200**	**6800**
Phenanthrene	10	µg/L	**9.7**	**46**	**44**	**55**	**57**	**53**	**37**	**32**	< 190	< 190	< 190	< 190	**57**	**52**	**56**	< 48	**40**	**52**	**31**	**31**	< 94	< 94
Pyrene	1,000	µg/L	**1.1**	**4.1**	**3.6**	**3.6**	**3.7**	**3.6**	**3.3**	**2.8**	< 190	< 190	< 190	< 190	< 11	< 11	**5.5 J**	< 4.8	**8.1**	**14**	< 19	< 19	< 94	< 94
Inorganic Compounds																								
Antimony	0.01	mg/L	< 0.02	< 0.02	< 0.02	< 0.02	< 0.02	< 0.02	< 0.02	< 0.02	< 0.02	< 0.02	< 0.02	< 0.02	< 0.0053	**0.0057 J**	< 0.0053	< 0.0053	< 0.0053	< 0.0053	< 0.020	< 0.020	< 0.020	< 0.020
Arsenic	0.05	mg/L	< 0.05	< 0.05	< 0.05	< 0.05	< 0.05	< 0.05	< 0.05	< 0.05	< 0.02	< 0.02	< 0.02	< 0.02	< 0.0046	< 0.0046	< 0.0046	< 0.0046	< 0.0046	< 0.0046	< 0.020	< 0.020	< 0.020	< 0.020
Barium	2	mg/L	**0.0707**	**0.804**	**0.826**	**0.862**	**0.893**	**0.888**	**0.905**	**0.954**	**0.87**	**0.80**	**0.89**	**0.87**	**0.92**	**0.96**	**0.90**	**0.88**	**0.96**	**0.96**	**0.85**	**0.84**	**0.85**	**0.88**
Beryllium	0.004	mg/L	< 0.01	< 0.01	< 0.01	< 0.01	< 0.01	< 0.01	< 0.01	< 0.01	< 0.0040	< 0.0040	< 0.0040	< 0.0040	**0.00029 J**	**0.00029 J**	< 0.00020	**0.00020 J**	**0.00087 J**	**0.00098 J**	< 0.0040	< 0.0040	< 0.0040	< 0.0040
Cadmium	0.005	mg/L	< 0.005	< 0.005	< 0.005	< 0.005	< 0.005	< 0.005	< 0.005	< 0.005	< 0.0050	< 0.0050	< 0.0050	< 0.0050	< 0.0020	< 0.0020	< 0.0020	< 0.0020	< 0.0020	< 0.0020	< 0.0050	< 0.0050	< 0.0050	< 0.0050
Chromium	0.1	mg/L	< 0.01	< 0.01	< 0.01	< 0.01	< 0.01	< 0.01	< 0.01	< 0.01	< 0.010	< 0.010	< 0.010	< 0.010	< 0.0012	< 0.0012	< 0.0012	< 0.0012	**0.012**	**0.019**	< 0.010	< 0.010	< 0.010	< 0.010
Copper	1.3	mg/L	< 0.01	< 0.01	< 0.01	< 0.01	< 0.01	< 0.01	< 0.01	< 0.01	< 0.02	< 0.02	< 0.02	< 0.02	**0.0052 J**	**0.0043 J**	**0.0086 J**	**0.0068 J**	**0.020**	**0.047**	< 0.020	< 0.020	< 0.020	< 0.020
Cyanide	0.2	mg/L	< 0.01	< 0.01	< 0.01	< 0.01	< 0.01	<0.010	< 0.01	< 0.01	< 0.010	< 0.010	< 0.010	< 0.010	< 0.0050	< 0.0050	< 0.0050	**0.011**	< 0.0050	< 0.0050	< 0.010	< 0.010	< 0.010	< 0.010
Lead	0.015	mg/L	< 0.01	< 0.01	< 0.01	< 0.01	< 0.01	< 0.01	--	--	< 0.010	< 0.010	< 0.010	< 0.010	**0.0051 J**	< 0.0040	**0.0071 J**	**0.001 J**	< 0.0040	0.0048 J	**0.0048 J**	<0.010	<0.010	<0.010
Mercury	0.002	mg/L	< 0.0002	< 0.00020	< 0.00020	< 0.00020	< 0.00020	< 0.00020	< 0.00020	< 0.00020	< 0.00020	< 0.00020	< 0.00020	< 0.00020	< 0.000091	< 0.000091	< 0.000091	< 0.000091	< 0.000091	< 0.000091	< 0.00020	< 0.00020	< 0.00020	< 0.00020
Nickel	0.1	mg/L	< 0.02	< 0.02	< 0.02	**0.0247**	< 0.02	< 0.02	< 0.02	< 0.02	**0.064**	**0.061**	< 0.04	< 0.04	**0.014 J**	**0.010 J**	**0.12**	**0.11**	**0.022 J**	**0.035 J**	**0.0066 J**	<0.040	<0.040	<0.040
Selenium	0.05	mg/L	< 0.02	< 0.02	< 0.02	< 0.02	< 0.02	< 0.02	< 0.02	< 0.02	< 0.020	< 0.020	< 0.020	< 0.020	< 0.0064	< 0.0064	< 0.0064	< 0.0064	< 0.0064	< 0.0064	< 0.020	< 0.020	< 0.020	< 0.020
Thallium	0.002	mg/L	< 0.02	< 0.02	< 0.02	< 0.02	< 0.02	< 0.02	< 0.02	< 0.02	< 0.0010	< 0.0010	< 0.0010	< 0.0010	< 0.00025	< 0.00025	< 0.00025	< 0.00025	< 0.00025	< 0.00025	< 0.0010	< 0.0010	< 0.0010	< 0.0010
Vanadium (fume or dust)	0.2	mg/L	< 0.01	< 0.01	< 0.01	< 0.01	< 0.01	< 0.01	< 0.01	< 0.01	< 0.010	< 0.010	< 0.010	< 0.010	< 0.0024	< 0.0024	< 0.0024	< 0.0024	**0.0024 J**	**0.0030 J**	< 0.010	< 0.010	< 0.010	< 0.010
Zinc	2	mg/L	< 0.02	**0.0746**	**0.0802**	**0.084**	**0.0897**	**0.0906**	**0.0264**	**0.117**	**0.11**	**0.11**	**0.050**	**0.057**	**0.13**	**0.079**	**0.091**	**0.083**	**4.1**	**4.6**	<0.020	<0.020	<0.020	<0.020

Notes:
* - Not a HSRA regulated compound
ISCO - *in-situ* chemical oxidation
** - Resampled in August 2007 for VOCs only

Data Qualifier Defintions:
-- - Not analyzed
B (Inorganics) - Estimated analyte concentration
D - Analyte concentration reported from secondary dilution
DB - Analyte concentration reported from secondary dilution; analyte detected in method blank
H - Holding time exceeded for sample
J - Estimated analyte concentration

Appendix E-2
Summary of Historical Groundwater Sampling Data - Transition Zone and Bedrock Monitoring Wells
January 2001 through July 2017
Atlanta Gas Light Company
Former Manufactured Gas Plant Site
Augusta, Georgia

Chemical Name	Type 1 Risk Reduction	Location ID	MW-307BR (Continued)																						
		Sample Date	07/09 DUP	7/23/2009	1/16/2009	07/08 DUP	7/15/2008	1/8/2008	01/08 DUP	7/9/2007	07/07 DUP	2/13/2007	10/3/2006	1/19/2006	12/7/2005	8/4/2005	7/16/2004	1/24/2004	7/18/2003	1/21/2003	7/15/2002	4/30/2002	4/26/2002	1/22/2002	7/18/2001	1/23/2001
		Unit	During Extraction										Pre-Extraction													
Volatile Organic Compounds																										
Acetone	4,000	µg/L	< 10000	< 10000	< 10000	< 500	< 500	< 50	< 50	<5,000 UJ	<5,000	< 50	50 U	1,700 U	--	25 U	1,200 U	1,200 U	250 U	250 U	2,500 U	2,500 U	1,200 U	1,200 U	**1,200 R**	1,200 U
Benzene	5	µg/L	**11000**	**11000**	**17000**	**9200**	**9800**	**11,000**	**13,000**	**10,000**	**13,000**	**9,800**	**3,800**	**5,700**	--	**380**	**3,500**	**6,700**	**4,600**	**7,900**	**10,000**	**12,000**	**11,000 D**	**11,000 D**	**6,800**	**5,100 B**
Carbon Disulfide	4,000	µg/L	< 500	< 500	< 500	< 25	< 25	< 5.0	< 5.0	< 5	< 5	< 5	5 U	170 U	--	1.0 U	50 U	50 U	10 U	100 U	100 U	100 U	50 U	50 U	50 U	50 U
Ethylbenzene	700	µg/L	**2000**	**1900**	< 500	**1600**	**1800**	**2,500**	**2,600**	**2,600**	**2,500**	**2,500**	**580**	**1,200**	--	**61**	**660**	**1,500**	**860**	**1,800**	**2,300**	**2,600**	**3,200**	**2,600**	**1,500**	**1,200**
Methylene Chloride	5	µg/L	< 500	< 500	**3000**	< 25	< 25	< 5.0	< 5.0	< 5	< 5	< 5	5 U	170 U	--	5.0 U	250 U	250 U	50 U	500 U	500 U	500 U	250 U	250 U	250 U	250 U
Toluene	1,000	µg/L	< 500	< 500	**1400**	**41**	**50**	**540**	**680**	**960**	**970**	**1,400**	**29**	170 U	--	**3.2**	50 U	50 U	**15**	**77 J**	**210**	**280**	**340**	**100**	**57**	**69**
Trichloroethylene	5	µg/L	< 500	< 500	< 500	< 25	**3.4 J**	< 5.0	< 5.0	< 5	< 5	< 5	5 U	170 U	--	1.0 U	50 U	50 U	10 U	**1,200**	100 U	100 U	50 U	50 U	50 U	50 U
Xylenes, total	2,000	µg/L	**1500**	**1500**	**2500**	**1000**	**1100**	**1,700**	**1,800**	**1,700**	**1,700**	**1,900**	**340**	**990**	--	**35**	**390**	**1,200**	**560**	**1,400**	**1,700**	**2,300**	**2,800**	**2,200**	**910**	**1,100**
Semivolatile Organic Compounds																										
2-Methylnaphthalene	*	µg/L	--	--	--	--	--	--	--	--	--	--	--	**550**	--	**12**	**100**	**260**	**170**	**400**	**38**	--	--	**820**	**360**	**320**
Acenaphthene	2,000	µg/L	**20**	**17**	**84**	**150**	**150**	**180 J**	**280 J**	**230**	**210**	**160**	**31**	**190**	--	**6.2**	**41**	**94**	**74**	**130**	**9.0 J**	--	--	**230**	**120**	**120**
Acenaphthylene	10	µg/L	< 3.8	< 3.8	**6.2 J**	**2.1 J**	**2.1 J**	< 10	< 10	< 10	< 10	**20**	10 U	**4.6**	--	1.0 U	40 U	**0.88**	10 U	50 U	**3.7 J**	--	--	100 U	50 U	**2.4 J**
Anthracene	10	µg/L	**3.8**	< 3.8	< 39	**6.6**	**5.5**	< 10	< 10	< 10	< 10	< 10	10 U	**5.4**	--	1.0 U	40 U	**3.3**	10 U	**2.6 J**	10 U	--	--	**4.3 J**	**2.2 J**	**3.0 J**
Benz(a)anthracene	0.1	µg/L	< 3.8	< 3.8	< 39	< 4.0	< 3.9	**0.10**	**0.13**	**0.15**	**0.14**	< 0.05	0.05 U	4.0 U	--	1.0 U	40 U	0.2 U	10 U	50 U	10 U	--	--	100 U	50 U	10 U
Benzo(a)pyrene	0.2	µg/L	< 3.8	< 3.8	< 39	< 4.0	< 3.9	< 0.05	< 0.05	< 0.05	< 0.05	< 0.05	0.05 U	4.0 U	--	1.0 U	40 U	0.2 U	10 U	50 U	10 U	--	--	100 U	50 U	10 U
Benzo(b)fluoranthene	0.2	µg/L	< 3.8	< 3.8	< 39	< 4.0	< 3.9	< 0.10	< 0.10	< 0.1	< 0.1	< 0.1	0.1 U	4.0 U	--	1.0 U	40 U	0.2 U	10 U	50 U	10 U	--	--	100 U	50 U	10 U
Benzo(g,h,i)perylene	10	µg/L	< 3.8	< 3.8	< 39	< 4.0	< 3.9	< 10	< 10	< 10	< 10	< 10	10 U	4.0 U	--	1.0 U	40 U	0.2 U	10 U	50 U	10 U	--	--	100 U	50 U	10 U
Benzo(k)fluoranthene	10	µg/L	< 3.8	< 3.8	< 39	< 4.0	< 3.9	< 10	< 10	< 10	< 10	< 10	10 U	4.0 U	--	1.0 U	40 U	0.2 U	10 U	50 U	10 U	--	--	100 U	50 U	10 U
Chrysene	0.2	µg/L	< 3.8	< 3.8	< 39	< 4.0	< 3.9	**0.080**	< 0.05	**0.080**	**0.080**	< 0.05	0.05 U	4.0 U	--	1.0 U	40 U	0.2 U	10 U	50 U	10 U	--	--	100 U	50 U	10 U
Dibenzo(a,h)anthracene	0.3	µg/L	< 3.8	< 3.8	< 39	< 4.0	< 3.9	< 0.10	< 0.10	**0.15 J**	< 0.1 UJ	< 0.1	0.1 U	4.0 U	--	1.0 U	40 U	0.2 U	10 U	50 U	10 U	--	--	100 U	50 U	10 U
Dibenzofuran	1	µg/L	--	--	--	--	--	--	--	--	--	--	--	20 U	--	1.0 U	40 U	**4.2**	10 U	**6.4 J**	10 U	--	--	**11 J**	**5.6 J**	**6.5 J**
Fluoranthene	1,000	µg/L	< 3.8	< 3.8	< 39	**2.5 J**	**2.6 J**	< 10	< 10	< 10	< 10	< 10	10 U	4.0 U	--	1.0 U	40 U	**1.2**	10 U	50 U	10 U	--	--	100 U	50 U	**1.8 J**
Fluorene	1,000	µg/L	**3.8**	< 3.8	19 J	**33**	**32**	**38**	**38**	**33**	**37**	**36**	10 U	**37**	--	1.0 U	40 U	**13**	**14**	**26 J**	10 U	--	--	**41 J**	**20 J**	**24**
Indeno(1,2,3-cd)pyrene	0.4	µg/L	< 3.8	< 3.8	< 39	< 4.0	< 3.9	< 0.05	< 0.05	**0.11 J**	< 0.05 UJ	< 0.05	0.05 U	4.0 U	--	1.0 U	40 U	0.2 U	10 U	50 U	10 U	--	--	100 U	50 U	10 U
Naphthalene	20	µg/L	**590**	**420**	**2600 B**	**3400**	**3700**	**5,500 J**	**7,800 J**	**7,200**	**7,300**	**6,000**	**570**	**4,300**	--	**160**	**1,200**	**2,700**	**3,100**	**3,900 D**	**560 D**	**4,500**	**16,000 D**	**6,000 D**	**4,000 D**	**2,900 D**
Phenanthrene	10	µg/L	< 3.8	< 3.8	**23 J**	**33**	**31**	**37**	**37**	**35**	**39**	**34**	10 U	**35**	--	1.0 U	40 U	**19**	**14**	**25 J**	10 U	--	--	**44 J**	**20 J**	**26**
Pyrene	1,000	µg/L	< 3.8	< 3.8	< 39	3.4 J	3.3 J	< 10	< 10	< 10	< 10	< 10	10 U	4.0 U	--	1.0 U	40 U	**1.2**	10 U	50 U	10 U	--	--	100 U	50 U	**1.9 J**
Inorganic Compounds																										
Aluminum (fume or dust)	*	mg/L	--	--	--	--	--	--	--	--	--	--	--	0.2 U	--	**0.484**	**0.76**	**0.43**	**0.6**	**0.68**	**0.93**	--	--	**0.98**	**0.38**	**0.38 N**
Antimony	0.01	mg/L	< 0.020	< 0.020	< 0.020	< 0.02	< 0.02	< 0.02	< 0.02	< 0.02	< 0.02	< 0.02	0.02 U	0.01 U	--	0.006 U	0.02 U	0.02 U	0.02 U	0.02 U	0.02 U	--	--	0.02 U	0.02 U	0.02 U
Arsenic	0.05	mg/L	< 0.020	< 0.020	< 0.010	< 0.01	< 0.01	< 0.05	< 0.05	< 0.05	< 0.05	< 0.05	0.05 U	0.01 U	--	0.01 U	0.01 U	0.01 U	0.01 U	0.01 U	0.01 U	--	--	0.01 U	0.01 U	0.01 U
Barium	2	mg/L	**0.89**	**0.88**	**0.86**	**0.82**	**0.8**	**0.735**	**0.838**	**0.767**	**0.767**	**0.782**	**0.971**	**0.851**	--	**0.844**	**1.7**	**1.5**	**1.8**	**1.4**	**1.1**	--	--	**0.98**	**1.6**	**1.0**
Beryllium	0.004	mg/L	< 0.0040	< 0.0040	**0.00038 J**	**0.00031 J**	**0.00031 J**	< 0.01	< 0.01	< 0.01	< 0.01	< 0.01	0.01 U	0.005 U	--	0.004 U	0.004 U	0.004 U	0.004 U	0.004 U	0.004 U	--	--	0.004 U	0.004 U	0.004 U
Cadmium	0.005	mg/L	< 0.0050	< 0.0050	< 0.0050	< 0.005	< 0.005	< 0.005	< 0.005	< 0.005	< 0.005	< 0.005	0.005 U	0.002 U	--	0.005 U	0.005 U	0.005 U	0.005 U	0.005 U	0.005 U	--	--	0.005 U	0.005 U	0.005 U
Calcium metal	*	mg/L	--	--	--	--	--	--	--	--	--	--	--	**49.2**	**57**	**60.7**	**96**	**87**	**82**	**75**	**58**	--	--	**49**	**83**	**54**
Chromium	0.1	mg/L	< 0.010	< 0.010	0.0032 J	< 0.01	< 0.01	< 0.01	< 0.01	< 0.01	< 0.01	< 0.01	**0.0161**	0.005 U	--	0.01 U	0.01 U	0.01 U	0.01 UJ	**0.0072 B**	**0.0077 B**	--	--	**0.0073 B**	**0.0065 J**	**0.0036 B**
Cobalt	*	mg/L	--	--	--	--	--	--	--	--	--	--	--	0.007 U	--	0.01 U	0.01 U	0.01 U	0.01 U	**0.0028 B**	**0.0034 B**	--	--	**0.0032 B**	**0.0026 J**	**0.0028 B**
Copper	1.3	mg/L	< 0.020	< 0.020	0.0048 J	< 0.02	< 0.02	< 0.01	< 0.01	< 0.01	< 0.01	< 0.01	**0.024**	0.025 U	--	0.02 U	0.02 U	0.02 U	0.02 U	**0.0076 B**	**0.0082 B**	--	--	**0.01 B**	**0.0034 J**	**0.0063 B**
Cyanide	0.2	mg/L	< 0.010	< 0.010	< 0.010	< 0.01	< 0.01	< 0.01	< 0.01	< 0.002	< 0.01	< 0.002	0.01 U	0.01 U	--	**0.0121**	0.01 U	0.01 U	0.015 U	0.01 U	0.01 U	0.01 U	0.01 U	**0.013**	0.01 U	0.01 U
Iron	*	mg/L	--	--	--	--	--	--	--	--	--	--	--	**1.1**	**1.3**	**2.58**	**4.1**	**2.7**	**4.4**	**3.7**	**3.6 N**	--	--	**3.8**	**3.2**	**2.3**
Lead	0.015	mg/L	**0.024**	**0.22**	**0.0069**	< 0.005	< 0.005	< 0.01	< 0.01	< 0.01	< 0.01	< 0.01	**0.0139**	0.003 U	--	0.005 U	0.005 U	0.005 U	0.005 U	0.005 U	0.005 U	--	--	0.005 U	0.005 U	0.005 U
Magnesium	*	mg/L	--	--	--	--	--	--	--	--	--	--	--	**24.9**	--	**25.4**	**51**	**44**	**51**	**40**	**31**	--	--	**27**	**45**	**29**
Manganese	*	mg/L	--	--	--	--	--	--	--	--	--	--	--	**1.33**	**1.2**	**1.63**	**2.6**	**2.1**	**2.2**	**1.8**	**1.6**	--	--	**1.3**	**2.0**	**1.3**
Mercury	0.002	mg/L	< 0.00020	< 0.00020	< 0.00020	< 0.00020	< 0.00020	< 0.00020	< 0.00020	< 0.0002	< 0.0002	< 0.0002	0.0002 U	0.0002 U	--	0.0002 U	0.0002 U	0.0002 U	0.0002 UJ	**0.000086 B**	0.0002 U	--	--	0.0002 U	0.0002 U	0.00020 U
Nickel	0.1	mg/L	**0.16**	**1.9**	**0.025 J**	**0.0056 J**	**0.0055 J**	< 0.02	< 0.02	< 0.02	< 0.02	< 0.02	0.02 U	0.04 U	--	0.04 U	0.04 U	0.04 U	0.04 U	**0.0067 B**	**0.0053 B**	--	--	**0.0049 B**	**0.0048 J**	0.04 U
Potassium	*	mg/L	--	--	--	--	--	--	--	--	--	--	--	5 U	--	**7.58**	**5.1**	**4.4**	**5.4**	**4.2**	**3.8**	--	--	**3.5**	**4.9**	**3.6**
Selenium	0.05	mg/L	< 0.020	< 0.020	< 0.010	< 0.01	**0.0039 J**	< 0.02	< 0.02	< 0.02	< 0.02	< 0.02	0.02 U	0.005 U	--	0.01 U	0.01 U	0.01 U	0.01 U	0.01 U	0.01 U	--	--	**0.0049 B**	0.01 U	0.01 U
Sodium	*	mg/L	--	--	--	--	--	--	--	--	--	--	--	**24.7**	--	**29.9**	**36**	**30**	**35**	**28**	**23**	--	--	**20**	**28**	**22**
Thallium	0.002	mg/L	< 0.0010	< 0.0010	< 0.0010	< 0.001	< 0.001	< 1.00	< 1.00	< 1.00	< 1.00	< 1	0.001 U	0.001 U	--	0.001 U	0.002 U	0.001 U	0.002 U	0.002 UW	0.002 UWN	--	--	0.002 U	0.004 UW	0.002 U
Vanadium (fume or dust)	0.2	mg/L	< 0.010	< 0.010	< 0.010	< 0.01	< 0.01	< 0.01	< 0.01	< 0.01	< 0.01	< 0.01	**0.0154**	0.007 U	--	0.01 U	0.01 U	0.01 U	0.01 U	**0.0027 B**	**0.0044 B**	--	--	**0.004 B**	0.01 U	0.01 U
Zinc	2	mg/L	**1.4**	**0.75**	**0.82**	**0.043**	**0.041**	**0.253 J**	**0.0934 J**	**0.0239**	**0.0229**	**0.0374**	**0.185**	0.02 U	--	0.02 U	0.02 U	0.02 U	**0.03**	**0.029**	**0.0086 B**	--	--	**0.0085 B**	0.02 U	**0.0063 B**

Notes:
* - Not a HSRA regulated compound
ISCO - *in-situ* chemical oxidation
** - Resampled in August 2007 for VOCs only

Data Qualifier Defintions:
-- - Not analyzed
B (Inorganics) - Estimated analyte concentration
D - Analyte concentration reported from secondary dilution
DB - Analyte concentration reported from secondary dilution; analyte detected in method blank
H - Holding time exceeded for sample
J - Estimated analyte concentration
JB (Organic) - Estimated analyte concentration; analyte detected in method blank
Bold = Exceeds the laboratory detection limit

Appendix E-2
Summary of Historical Groundwater Sampling Data - Transition Zone and Bedrock Monitoring Wells
January 2001 through July 2017
Atlanta Gas Light Company
Former Manufactured Gas Plant Site
Augusta, Georgia

Chemical Name	Type 1 Risk Reduction Standard	Location ID	MW-307TZ																							
		Sample Date	7/30/2015	1/27/2014	1/16/2012	7/6/2011	1/18/2011	7/14/2010	1/12/2010	7/21/2009	1/19/2009	7/16/2008	1/9/2008	7/11/2007	2/14/2007	7/12/2006	1/11/2006	7/22/2005	1/21/2005	7/16/2004	1/23/2004	7/18/2003	1/15/2003	7/10/2002	1/16/2002	7/10/2001	1/24/2001
		Unit	Post-Extraction	During Extraction												Pre-Extraction											
Volatile Organic Compounds																											
Acetone	4,000	µg/L	< 50	<50	< 5.0	< 5.0	< 5.0	**12 J**	< 100	< 100	< 100	< 100	< 50	< 50	< 50	50 U	10 U	25 U	25 U	25 U	25 U	25 U	25 U	25 U	**34**	**69**	25 U
Benzene	5	µg/L	< 5.0	<5.0	< 0.25	< 0.25	< 0.25	< 5.0 U	< 5.0	< 5.0	< 5.0	< 5.0	< 5.0	< 5	< 5	5 U	1.0 U	1.0 U	1.0 U	1.0 U	1.0 U	1.0 U	**0.31 J**	1.0 U	**28**	1.0 U	**9.8**
Carbon Disulfide	4,000	µg/L	< 5.0	< 5.0	< 0.60	< 0.60	< 0.60	< 5.0 U	< 5.0	< 5.0	< 5.0	< 5.0	< 5.0	< 5	< 5	5 U	1.0 U	1.0 U	1.0 U	1.0 U	1.0 U	1.0 U	1.0 U	1.0 U	1.0 U	1.0 U	1.0 U
Ethylbenzene	700	µg/L	< 5.0	< 5.0	< 0.11	< 0.11	< 0.11	< 5.0 U	< 5.0	< 5.0	< 5.0	< 5.0	< 5.0	< 5	< 5	5 U	1.0 U	1.0 U	1.0 U	1.0 U	1.0 U	1.0 U	1.0 U	**0.15 J**	**0.78 J**	1.0 U	**0.19 J**
Methylene Chloride	5	µg/L	< 5.0	< 5.0	< 1.0	**2.8 J**	< 1.0	< 5.0 U	< 5.0	< 5.0	< 5.0	< 5.0	< 5.0	< 5	< 5	5 U	1.0 U	5.0 U	5.0 U	5.0 U	5.0 U	5.0 U	5.0 U	**0.27 J**	5.0 U	5.0 U	**0.49 J**
Toluene	1,000	µg/L	< 5.0	< 5.0	< 0.33	< 0.33	< 0.33	< 5.0 U	< 5.0	< 5.0	< 5.0	< 5.0	< 5.0	< 5	< 5	5 U	**1.4**	1.0 U	1.0 U	**1.1**	1.0 U	1.0 U	1.0 U	**0.36 J**	1.0 U	1.0 U	**0.58 J**
Trichloroethylene	5	µg/L	< 5.0	< 5.0	< 0.13	< 0.13	< 0.13	< 5.0 U	< 5.0	< 5.0	< 5.0	< 5.0	< 5.0	< 5	< 5	5 U	1.0 U	1.0 U	1.0 U	1.0 U	1.0 U	1.0 U	1.0 U	**0.59 J**	1.0 U	1.0 U	1.0 U
Xylenes, total	2,000	µg/L	< 5.0	<5.0	< 0.20	< 0.20	< 0.20	< 5.0 U	< 5.0	< 5.0	< 5.0	< 5.0	< 5.0	< 5	< 5	5 U	2.0 U	2.0 U	2.0 U	2.0 U	2.0 U	2.0 U	2.0 U	**0.38 J**	**0.46 J**	2.0 U	**0.47 J**
Semivolatile Organic Compounds																											
2-Methylnaphthalene	*	µg/L	--	--	--	--	--	--	--	--	--	--	--	--	--	--	0.2 U	0.2 U	0.2 U	0.2 U	0.2 U	10 U	10 U	10 U	--	17 U	13 U
Acenaphthene	2,000	µg/L	< 0.5	<0.50	< 0.10	< 0.11	< 0.11	< 0.19	< 0.19	< 0.19	< 0.20 *	< 0.19	< 10	< 10	< 10	10 U	0.2 U	0.2 U	0.2 U	0.2 U	0.2 U	10 U	10 U	10 U	--	17 U	13 U
Acenaphthylene	10	µg/L	< 1.0	<1.0	< 0.10	< 0.11	< 0.11	< 0.19	< 0.19	< 0.19	< 0.20 *	< 0.19	< 10	< 10	< 10	10 U	0.2 U	0.2 U	0.2 U	0.2 U	0.2 U	10 U	10 U	10 U	--	17 U	13 U
Anthracene	10	µg/L	< 0.05	<0.050	< 0.10	< 0.11	< 0.11	< 0.19	< 0.19	< 0.19	< 0.20 *	< 0.19	< 10	< 10	< 10	10 U	0.2 U	0.2 U	0.2 U	0.2 U	0.2 U	10 U	10 U	10 U	--	17 U	13 U
Benz(a)anthracene	0.1	µg/L	< 0.05	< 0.05	< 0.10	< 0.11	< 0.11	< 0.19	< 0.19	< 0.19	< 0.20	< 0.19	< 0.05	< 0.05	< 0.05	0.05 U	0.2 U	0.2 U	0.2 U	0.2 U	0.2 U	10 U	10 U	10 U	--	17 U	**0.52 J**
Benzo(a)pyrene	0.2	µg/L	< 0.05	< 0.05	< 0.10	< 0.11	< 0.11	< 0.19	< 0.19	< 0.19	< 0.20	< 0.19	< 0.05	< 0.05	< 0.05	0.05 U	0.2 U	0.2 U	0.2 U	0.2 U	0.2 U	10 U	10 U	10 U	--	17 U	13 U
Benzo(b)fluoranthene	0.2	µg/L	< 0.1	< 0.10	< 0.10	< 0.11	< 0.11	< 0.19	< 0.19	< 0.19	< 0.20	< 0.19	< 0.10	< 0.1	< 0.1	0.1 U	0.2 U	0.2 U	0.2 U	0.2 U	0.2 U	10 U	10 U	10 U	--	17 U	13 U
Benzo(g,h,i)perylene	10	µg/L	< 0.1	< 0.10	< 0.10	< 0.11	< 0.11	< 0.19	< 0.19	< 0.19	< 0.20	< 0.19	< 10	< 10	< 10	10 U	0.2 U	0.2 U	0.2 U	0.2 U	0.2 U	10 U	10 U	10 U	--	17 U	13 U
Benzo(k)fluoranthene	10	µg/L	< 0.05	< 0.05	< 0.10	< 0.11	< 0.11	< 0.19	< 0.19	< 0.19	< 0.20 *	< 0.19	< 10	< 10	< 10	10 U	0.2 U	0.2 U	0.2 U	0.2 U	0.2 U	10 U	10 U	10 U	--	17 U	13 U
Chrysene	0.2	µg/L	< 0.05	< 0.05	< 0.047	< 0.05	< 0.049	< 0.19	< 0.19	< 0.19	< 0.20	< 0.19	< 0.05	< 0.05	< 0.05	0.05 U	0.2 U	0.2 U	0.2 U	0.2 U	0.2 U	10 U	10 U	10 U	--	17 U	13 U
Dibenzo(a,h)anthracene	0.3	µg/L	< 0.1	< 0.10	< 0.10	< 0.11	< 0.11	< 0.19	< 0.19	< 0.19	< 0.20	< 0.19	< 0.10	< 0.1	< 0.1	0.1 U	0.2 U	0.2 U	0.2 U	0.2 U	0.2 U	10 U	10 U	10 U	--	17 U	13 U
Dibenzofuran	1	µg/L	--	--	--	--	--	--	--	--	--	--	--	--	--	--	1.0 U	0.2 U	0.2 U	0.2 U	0.2 U	10 U	10 U	10 U	--	17 U	13 U
Fluoranthene	1,000	µg/L	< 0.1	<0.10	< 0.10	< 0.11	< 0.11	< 0.19	< 0.19	< 0.19	< 0.20 *	< 0.19	< 10	< 10	< 10	10 U	0.2 U	0.2 U	0.2 U	0.2 U	0.2 U	10 U	10 U	10 U	--	17 U	13 U
Fluorene	1,000	µg/L	< 0.1	<0.10	< 0.10	< 0.11	< 0.11	< 0.19	< 0.19	< 0.19	< 0.20 *	< 0.19	< 10	< 10	< 10	10 U	0.2 U	0.2 U	0.2 U	0.2 U	0.2 U	10 U	10 U	10 U	--	17 U	13 U
Indeno(1,2,3-cd)pyrene	0.4	µg/L	< 0.05	< 0.051	< 0.10	< 0.11	< 0.11	< 0.19	< 0.19	< 0.19	< 0.20	< 0.19	< 0.05	< 0.05	< 0.05	0.05 U	0.2 U	0.2 U	0.2 U	0.2 U	0.2 U	10 U	10 U	10 U	--	17 U	13 U
Naphthalene	20	µg/L	< 0.5	**0.83**	< 0.10	< 0.11	< 0.11	**0.19**	< 0.19	< 0.19	**0.046 J**	< 0.19	< 10	< 10	< 10	10 U	0.2 U	0.2 U	0.2 U	0.2 U	0.2 U	10 U	10 U	10 U	--	17 U	13 U
Phenanthrene	10	µg/L	< 0.05	<0.050	< 0.10	< 0.11	< 0.11	< 0.19	< 0.19	< 0.19	< 0.20 *	< 0.19	< 10	< 10	< 10	10 U	0.2 U	0.2 U	0.2 U	0.2 U	0.2 U	10 U	10 U	10 U	--	17 U	13 U
Pyrene	1,000	µg/L	< 0.05	<0.050	< 0.10	< 0.11	< 0.11	< 0.19	< 0.19	< 0.19	< 0.20	< 0.19	< 10	< 10	< 10	10 U	0.2 U	0.2 U	0.2 U	0.2 U	0.2 U	10 U	10 U	10 U	--	17 U	13 U
Inorganic Compounds																											
Aluminum (fume or dust)	*	mg/L	--	--	--	--	--	--	--	--	--	--	--	--	--	--	**0.975**	**0.733**	0.2 U	0.2 U	**0.43**	0.2 U	**15**	--	**1.2**	--	--
Antimony	0.01	mg/L	< 0.02	< 0.02	< 0.020	< 0.0053	< 0.0053	< 0.020	< 0.020	< 0.020	< 0.020	< 0.02	< 0.02	< 0.02	< 0.02	0.02 U	0.01 U	0.006 U	0.02 U	0.006 U	0.02 U	0.02 U	**0.013 B**	--	0.01 U	--	--
Arsenic	0.05	mg/L	< 0.05	< 0.05	< 0.020	< 0.0046	< 0.0046	< 0.020	< 0.020	< 0.020	< 0.010	< 0.01	< 0.05	< 0.05	< 0.05	0.05 U	0.01 U	0.01 U	0.01 U	0.01 U	0.01 U	0.01 U	**0.0055 B**	--	0.01 U	--	--
Barium	2	mg/L	**0.258**	**0.280**	**0.37**	**0.40**	**0.41**	**0.35**	**0.43**	**0.47**	**0.41**	**0.39**	**0.427**	**0.494**	**0.319**	**0.372**	0.2 U	**0.48**	**0.74**	**0.79**	**0.36**	**0.4**	**0.71**	--	**0.072**	--	--
Beryllium	0.004	mg/L	< 0.01	< 0.01	< 0.0040	< 0.00020	< 0.00020	< 0.0040	< 0.0040	< 0.0040	< 0.0040	< 0.004	< 0.01	< 0.01	< 0.01	0.01 U	0.005 U	0.004 U	0.004 U	0.004 U	0.004 U	0.004 U	**0.0015 B**	--	0.004 U	--	--
Cadmium	0.005	mg/L	< 0.005	< 0.005	< 0.0050	< 0.0020	< 0.0020	< 0.0050	< 0.0050	< 0.0050	< 0.0050	< 0.005	< 0.005	< 0.005	< 0.005	0.005 U	0.002 U	0.005 U	0.005 U	0.005 U	0.005 U	0.005 U	0.0050 U	--	0.005 U	--	--
Calcium metal	*	mg/L	--	--	--	--	--	--	--	--	--	--	--	--	--	--	**30.9**	**63.4**	**79**	**88**	**72**	**56**	**180**	--	**190**	--	--
Chromium	0.1	mg/L	< 0.01	< 0.01	< 0.010	< 0.0012	< 0.0012	< 0.010	< 0.010	< 0.010	< 0.010	< 0.01	< 0.01	< 0.01	< 0.01	0.01 U	0.005 U	0.01 U	0.01 U	0.01 U	0.01 U	0.01 UJ	**0.050**	--	0.0052 U	--	--
Cobalt	*	mg/L	--	--	--	--	--	--	--	--	--	--	--	--	--	--	0.007 U	0.01 U	0.01 U	0.01 U	0.01 U	0.01 U	**0.020**	--	**0.0064 B**	--	--
Copper	1.3	mg/L	< 0.01	< 0.01	< 0.020	< 0.0019	< 0.0019	< 0.020	< 0.020	< 0.020	< 0.020	< 0.02	< 0.01	< 0.01	< 0.01	0.01 U	0.025 U	0.02 U	0.02 U	0.02 U	0.02 U	0.02 U	**0.038**	--	0.0043 U	--	--
Cyanide	0.2	mg/L	< 0.01	< 0.01	< 0.010	< 0.0050	< 0.0050	< 0.010	< 0.010	< 0.010	< 0.010	< 0.01	< 0.01	< 0.01	< 0.01	0.01 U	0.01 U	0.01 U	0.01 U	0.01 U	0.01 U	0.015 U	0.010 U	--	**0.098**	--	--
Iron	*	mg/L	--	--	--	--	--	--	--	--	--	--	--	--	--	--	**5.68**	**5.31**	**6.3**	**6.5**	**5.4**	**1.4**	**19**	--	**3.7**	--	--
Lead	0.015	mg/L	< 0.01	< 0.01	< 0.010	< 0.0040	< 0.0040	< 0.010	< 0.010	< 0.010	< 0.0050	< 0.005	< 0.01	< 0.01	< 0.01	0.01 U	0.003 U	0.005 U	0.005 U	0.005 U	0.005 U	0.005 U	**0.0034 B**	--	0.002 U	--	--
Magnesium	*	mg/L	--	--	--	--	--	--	--	--	--	--	--	--	--	--	**8.8**	**26.3**	**36**	**40**	**26**	**28**	**58**	--	**6.3**	--	--
Manganese	*	mg/L	--	--	--	--	--	--	--	--	--	--	--	--	--	--	**0.445**	**1.64**	**2.4**	**2.6**	**1.5**	**1.5**	**3.3**	--	**0.35**	--	--
Mercury	0.002	mg/L	< 0.0002	< 0.00020	< 0.00020	< 0.000091	< 0.000091	< 0.00020	< 0.00020	< 0.00020	< 0.00020	< 0.00020	< 0.00020	< 0.0002	< 0.0002	0.0002 U	0.0002 U	0.0002 U	0.0002 U	0.0002 U	0.0002 U	0.0002 UJ	0.00020 U	--	0.0002 U	--	--
Nickel	0.1	mg/L	< 0.02	< 0.02	< 0.040	< 0.0023	< 0.0023	< 0.040	< 0.040	< 0.040	< 0.040	< 0.04	< 0.02	< 0.02	< 0.02	0.02 U	0.04 U	0.04 U	0.04 U	0.04 U	0.04 U	0.04 U	**0.037 B**	--	**0.0098 B**	--	--
Potassium	*	mg/L	--	--	--	--	--	--	--	--	--	--	--	--	--	--	**11.7**	**8**	**7.3**	**8.3**	**12**	**7.5**	**5.0**	--	**7**	--	--
Selenium	0.05	mg/L	< 0.02	< 0.02	< 0.020	**0.0088 J**	< 0.0064	< 0.020	< 0.020	< 0.020	< 0.010	< 0.01	< 0.02	< 0.02	< 0.02	0.02 U	0.005 U	0.01 U	0.01 U	0.01 U	0.01 U	0.01 U	0.010 U	--	0.01 U	--	--
Sodium	*	mg/L	--	--	--	--	--	--	--	--	--	--	--	--	--	--	**23.2**	**61.4**	**76**	**85**	**53**	**56**	**100**	--	**95**	--	--
Thallium	0.002	mg/L	< 0.02	< 0.02	< 0.0010	< 0.00025	< 0.00025	< 0.0010	< 0.0010	< 0.0010	< 0.0010	< 0.001	< 1.00	< 1.00	< 1	0.001 U	0.001 U	0.001 U	0.002 U	0.001 U	0.001 U	0.002 U	0.0020 UWN	--	0.002 U	--	--
Vanadium (fume or dust)	0.2	mg/L	< 0.01	< 0.01	< 0.010	< 0.0024	< 0.0024	< 0.010	< 0.010	< 0.010	< 0.010	< 0.01	< 0.01	< 0.01	< 0.01	0.01 U	0.007 U	0.01 U	0.01 U	0.01 U	0.01 U	0.01 U	**0.037**	--	0.0059 U	--	--
Zinc	2	mg/L	< 0.02	< 0.02	< 0.020	< 0.0087	< 0.0087	< 0.020	< 0.020	< 0.020	< 0.020	< 0.02	< 0.02	< 0.02	< 0.02	0.02 U	0.02 U	0.02 U	0.02 U	0.02 U	0.02 U	**0.03**	**0.065**	--	**0.038**	--	--

Notes:

* - Not a HSRA regulated compound
ISCO - *in-situ* chemical oxidation
** - Resampled in August 2007 for VOCs only

Data Qualifier Defintions:

-- - Not analyzed
B (Inorganics) - Estimated analyte concentration
D - Analyte concentration reported from secondary dilution
DB - Analyte concentration reported from secondary dilution; analyte detected in method blank
H - Holding time exceeded for sample
J - Estimated analyte concentration
JB (Organic) - Estimated analyte concentration; analyte detected in method blank
Bold = Exceeds the laboratory detection limit
Bold and shaded - Analyte concentration exceeds the Type 1 RRS

Appendix E-2
Summary of Historical Groundwater Sampling Data - Transition Zone and Bedrock Monitoring Wells
January 2001 through July 2017
Atlanta Gas Light Company
Former Manufactured Gas Plant Site
Augusta, Georgia

Chemical Name	Type 1 Risk Reduction Standard	Location ID	MW-308BR																										
		Sample Date	7/26/2017	1/31/2017	7/28/2016	1/26/2016	7/31/2015	1/29/2015	1/15 DUP	7/16/2014	7/14 DUP	1/10/2014	1/14 DUP	7/11/2013	1/9/2013	1/13 DUP	7/25/2012	7/12 DUP	1/20/2012	01/12 DUP	7/7/2011	7/11 DUP	1/11 DUP	1/13/2011	7/20 DUP	7/20/2010	1/7/2010	1/10 DUP
		Unit	Post-Extraction					During Extraction																					
Volatile Organic Compounds																													
Acetone	4,000	µg/L	< 50	< 50	< 50	< 50	< 50	< 2,500	< 2,500	< 2,500	< 2,500	**100**	**86**	< 50	< 5,000	<5,000	< 5,000	< 10,000	< 250	< 250	< 250	< 250	< 500	< 250	< 5000	< 5000	< 5000	< 5000
Benzene	5	µg/L	**110**	< 5.0	**170**	**160**	**880**	**6,600**	**6,100**	**6,400**	**6,400**	**4,500**	**4,500**	**5,700**	**5,100**	**4,100**	**5,500**	**5,600**	**5,100**	**5,300**	**5,800**	**5,400**	**7,000**	**5,500**	**5,200**	**5,400**	**3,800**	**4,100**
Carbon Disulfide	4,000	µg/L	< 5.0	< 5.0	< 5.0	< 5.0	< 5.0	< 250	< 250	< 250	< 250	< 5.0	<5.0	< 5.0	< 250	<250	< 250	< 500	< 30	< 30	< 30	< 30	< 60	< 30	< 250	< 250	< 250	< 250
Ethylbenzene	700	µg/L	**65**	< 5.0	**150**	**82**	**350**	**810**	**720**	**570**	**570**	**630**	**620**	**650**	**550**	**490**	**700**	**700**	**660**	**690**	**710**	**660**	**1,100**	**1,000**	**1,100**	**1,200**	**680**	**770**
Methylene Chloride	5	µg/L	< 5.0	< 5.0	< 5.0	< 5.0	< 5.0	< 250	< 250	< 250	< 250	< 5.0	<5.0	< 5.0	< 250	<250	< 250	< 500	< 50	< 50	< 50	< 50	< 100	< 50	< 250	< 250	< 250	< 250
Toluene	1,000	µg/L	**5.0**	< 5.0	**19**	**10**	**180**	**2,100**	**1,900**	**940**	**940**	**810**	**810**	**1,100**	**530**	**460**	**760**	**750**	**810**	**830**	**740**	**720**	**950**	**800**	**870**	**870**	**640**	**690**
Trichloroethylene	5	µg/L	< 5.0	< 5.0	< 5.0	< 5.0	< 5.0	< 250	< 250	< 250	< 250	< 5.0	<5.0	< 5.0	< 250	<250	< 250	< 500	**7.9 J**	< 6.5	< 6.5	< 6.5	< 13	< 6.5	< 250	< 250	< 250	< 250
Xylenes, total	2,000	µg/L	**80**	< 5.0	**180**	**155**	**440**	**880**	**740**	**590**	**590**	**680**	**660**	**840**	**700**	**620**	**710**	**700**	**710**	**710**	**600**	**550**	**920**	**950**	**820**	**870**	**670**	**740**
Semivolatile Organic Compounds																													
Acenaphthene	2,000	µg/L	**36**	< 0.5	**38**	**22**	**43**	**46**	**46**	**170**	**180**	**140**	**160**	**90**	**240**	**270**	**190**	**190**	**180**	**140**	**190**	**150**	**91**	**41**	**88**	**84**	**130**	**360**
Acenaphthylene	10	µg/L	**32**	**1.3**	**25**	**47**	**43**	**66**	**63**	< 100	**69**	**84**	**72**	**82**	**250**	<200	< 190	< 190	**79**	**63**	**150**	**130**	**69**	**21**	**36**	**37**	**340**	**700**
Anthracene	10	µg/L	**7.0**	**0.38**	**6.0**	**17**	**8.1**	**7.0**	**7.5**	**36**	**24**	**35**	**21**	**26**	< 190	<200	< 190	< 190	**32**	**31**	**49**	**37**	**28**	**17 J**	< 19	**12**	**140**	**440**
Benz(a)anthracene	0.1	µg/L	**6.9**	**1.5**	**4.0**	**50**	**5.2**	**9.6**	**9.9**	**28**	**18**	**21**	**10**	**17**	< 190	<200	< 190	< 190	**22**	**27**	**58**	**30**	**25**	**12 J**	< 19	**8.8**	**130**	**670**
Benzo(a)pyrene	0.2	µg/L	**6.2**	**1.5**	**4.3**	**43**	< 5.0	**11**	**11**	**22**	**15**	**17**	**7.1**	**14**	< 190	<200	< 190	< 190	**19**	**19**	**52**	**24**	**24**	< 10	< 19	**7.1**	**120**	**620**
Benzo(b)fluoranthene	0.2	µg/L	**6.9**	**1.2**	**3.7**	**45**	**6.2**	**10**	**10**	**22**	**14**	**12**	**5.3**	**13**	< 190	<200	< 190	< 190	**23**	**25**	**22**	< 2.2	**12 J**	< 10	< 19	**3.0**	<95	**280**
Benzo(g,h,i)perylene	10	µg/L	**3.3**	**0.62**	**2.2**	**23**	**5.2**	**5.9**	**6.2**	**11**	**6.4**	**6.2**	**2.7**	**3.9**	< 190	<200	< 190	< 190	**7.3**	**8.4 J**	**17**	**8.2**	< 9.7	< 10	< 19	**2.6**	<95	**250**
Benzo(k)fluoranthene	10	µg/L	**2.2**	**0.56**	**1.3**	**13**	**2.9**	**3.3**	**3.2**	**6.7**	**4.4**	**4.1**	**1.9**	**4.5**	< 190	<200	< 190	< 190	< 1.1	< 5.7	**29**	**22**	**13 J**	< 10	< 19	**4.7**	< 95	**330**
Chrysene	0.2	µg/L	**6.0**	**1.4**	**2.9**	**32**	**8.4**	**7.8**	**8.3**	**26**	**17**	**20**	**7.6**	**15**	< 190	<200	< 190	< 190	**20**	**22**	**46**	**24**	**23**	**12 J**	< 19	**7.9**	**130**	**550**
Dibenzo(a,h)anthracene	0.3	µg/L	**0.39**	< 0.1	**0.37**	**4.1**	**1.0**	**1.1**	**1.2**	**2.4**	**1.4**	**1.4**	**0.6**	**1.0**	< 190	<200	< 190	< 190	< 1.1	< 5.7	< 5.0	**3.0 J**	< 9.7	< 10	< 19	< 1.9	<95	<98
Fluoranthene	1,000	µg/L	**7.6**	**1.8**	**7.5**	**56**	**10**	**12**	**12**	**58**	**35**	**44**	**23**	**38**	**270**	**290**	< 190	< 190	**49**	**49**	**82**	**53**	**43**	**22**	< 19	**16**	**220**	**980**
Fluorene	1,000	µg/L	**11**	**0.17**	**12**	**14**	**16**	**22**	**21**	**74**	**64**	**64**	**56**	**60**	**260**	**210**	< 190	< 190	**83**	**62**	**180**	**140**	**66**	**42**	**28**	**31**	**220**	**450**
Indeno(1,2,3-cd)pyrene	0.4	µg/L	**2.8**	**0.5**	**1.9**	**20**	**4.5**	**4.8**	**4.9**	**8.9**	**5.2**	**5.2**	**2.3**	**3.7**	< 190	<200	< 190	< 190	**6.2**	**7.1 J**	**15**	**7.6**	< 9.7	< 10	< 19	**2.6**	<95	**270**
Naphthalene	20	µg/L	**830**	< 0.5	**450**	**16**	**1800**	**3,400**	**3,200**	**5,600**	**6,100**	**5,200**	**5,100**	**3,900**	**5,200**	**4,400**	**4,400**	**4,200**	**4,400**	**4,000**	**4,600**	**4,000**	**2,900**	**1,100**	**3,700**	**2,500**	**2,400**	**4,400 B**
Phenanthrene	10	µg/L	**31**	**0.81**	**18**	**59**	**30**	**28**	**29**	**180**	**120**	**160**	**110**	**140**	**760**	**670**	< 190	< 190	**160**	**150**	**300**	**220**	**150**	**100**	**44**	**66**	**1,800**	**370**
Pyrene	1,000	µg/L	**13**	**2.7**	**9.6**	**77**	**15**	**17**	**19**	**71**	**43**	**57**	**29**	**44**	**400**	**430**	< 190	< 190	**62**	**60**	**150**	**85**	**69**	**29**	< 19	**27**	**1,300**	**320**
Inorganic Compounds																													
Antimony	0.01	mg/L	< 0.006	< 0.006	< 0.006	< 0.006	< 0.02	< 0.02	< 0.02	< 0.02	< 0.02	< 0.02	< 0.02	< 0.02	< 0.02	< 0.02	< 0.02	< 0.02	< 0.0053	< 0.0053	< 0.0053	< 0.0053	< 0.0053	< 0.0053	< 0.020	< 0.020	< 0.020	< 0.020
Arsenic	0.05	mg/L	< 0.05	< 0.05	< 0.05	< 0.05	< 0.05	< 0.05	< 0.05	< 0.05	< 0.05	< 0.05	< 0.05	< 0.05	< 0.02	< 0.02	< 0.02	< 0.02	< 0.0046	**0.0053 J**	< 0.0046	< 0.0046	< 0.0046	< 0.0046	< 0.020	< 0.020	< 0.020	< 0.020
Barium	2	mg/L	**0.546**	**0.0727**	**0.571**	**0.452**	**0.618**	**1.11**	**1.15**	**0.554**	**0.548**	**0.549**	**0.531**	**0.576**	**0.55**	**0.55**	**0.54**	**0.54**	**0.56**	**0.54**	**0.56**	**0.52**	**0.52**	**0.49**	**0.51**	**0.53**	**0.59**	**0.58**
Beryllium	0.004	mg/L	< 0.004	< 0.004	< 0.004	< 0.004	< 0.01	< 0.01	< 0.01	< 0.01	< 0.01	< 0.01	< 0.01	< 0.01	< 0.0040	< 0.0040	< 0.0040	< 0.0040	**0.00020 J**	< 0.00020	**0.00022 J**	**0.00022 J**	**0.00026 J**	**0.00023 J**	< 0.0040	< 0.0040	< 0.0040	< 0.0040
Cadmium	0.005	mg/L	< 0.005	< 0.005	< 0.005	< 0.005	< 0.005	< 0.005	< 0.005	< 0.005	< 0.005	< 0.005	< 0.005	< 0.005	< 0.0050	< 0.0050	< 0.0050	< 0.0050	< 0.0020	< 0.0020	< 0.0020	< 0.0020	< 0.0020	< 0.0020	< 0.0050	< 0.0050	< 0.0050	< 0.0050
Chromium	0.1	mg/L	< 0.01	< 0.01	< 0.01	< 0.01	< 0.01	< 0.01	< 0.01	< 0.01	< 0.01	< 0.01	< 0.01	< 0.01	< 0.010	< 0.010	< 0.010	< 0.010	< 0.0012	**0.0013 J**	**0.0014 J**	**0.0014 J**	< 0.0012	**0.0023 J**	< 0.010	< 0.010	**0.027**	**0.022**
Copper	1.3	mg/L	< 0.01	< 0.01	< 0.01	**0.0128**	< 0.01	< 0.01	< 0.01	< 0.01	< 0.01	< 0.01	< 0.01	< 0.01	< 0.02	< 0.02	< 0.02	< 0.02	**0.020**	**0.011 J**	**0.0026 J**	**0.0023 J**	< 0.0019	**0.0034 J**	< 0.010	< 0.010	< 0.020	< 0.020
Cyanide	0.2	mg/L	< 0.01	< 0.01	< 0.01	< 0.01	< 0.01	< 0.01	< 0.001	< 0.01	< 0.01	<0.010	<0.010	--	< 0.010	< 0.010	< 0.010	< 0.010	< 0.0050	< 0.0050	**0.0090 J**	< 0.0050	< 0.0050	< 0.0050	< 0.010	< 0.010	< 0.010	< 0.010
Lead	0.015	mg/L	< 0.01	< 0.01	< 0.01	< 0.01	< 0.01	< 0.01	< 0.01	< 0.01	< 0.01	< 0.01	< 0.01	< 0.01	< 0.010	< 0.010	< 0.010	< 0.010	**0.013**	**0.011**	< 0.0040	< 0.0040	< 0.0040	< 0.0040	< 0.010	< 0.010	**0.071**	**0.06**
Mercury	0.002	mg/L	< 0.0002	< 0.0002	< 0.0002	< 0.0002	< 0.0002	< 0.00020	< 0.00020	< 0.00020	< 0.00020	< 0.00020	< 0.00020	< 0.00020	< 0.00020	< 0.00020	< 0.00020	< 0.00020	< 0.000091	< 0.000091	< 0.000091	< 0.000091	< 0.000091	< 0.000091	< 0.00020	< 0.00020	< 0.00020	< 0.00020
Nickel	0.1	mg/L	< 0.02	< 0.02	< 0.02	< 0.02	< 0.02	< 0.02	< 0.02	**0.0203**	< 0.02	< 0.02	< 0.02	**0.0390**	**0.92**	**0.93**	< 0.04	< 0.04	**0.53**	**0.97**	**0.0091 J**	**0.0086 J**	**0.035 J**	**0.030 J**	< 0.040	< 0.040	**0.18**	**0.18**
Selenium	0.05	mg/L	< 0.02	< 0.02	< 0.02	< 0.02	< 0.02	< 0.02	< 0.02	< 0.02	< 0.02	< 0.02	< 0.02	< 0.02	< 0.020	< 0.020	< 0.020	< 0.020	< 0.0064	< 0.0064	< 0.0064	**0.0066 J**	< 0.0064	< 0.0064	< 0.00020	< 0.00020	< 0.020	< 0.020
Thallium	0.002	mg/L	< 0.002	< 0.002	< 0.002	< 0.002	< 0.02	< 0.02	< 0.02	< 0.02	< 0.02	< 0.02	< 0.02	< 0.02	< 0.0010	< 0.0010	< 0.0010	< 0.0010	< 0.00025	< 0.00025	< 0.00025	< 0.00025	< 0.00025	< 0.00025	< 0.0010	< 0.0010	< 0.0010	< 0.0010
Vanadium (fume or dust)	0.2	mg/L	< 0.01	< 0.01	< 0.01	< 0.01	< 0.01	< 0.01	< 0.01	< 0.01	< 0.01	< 0.01	< 0.01	< 0.01	< 0.010	< 0.010	< 0.010	< 0.010	< 0.0024	< 0.0024	< 0.0024	< 0.0024	< 0.0024	< 0.0024	< 0.010	< 0.010	< 0.010	< 0.010
Zinc	2	mg/L	**0.0282**	**0.0368**	**0.0281**	**0.106**	**0.0492**	**0.0472**	**0.0508**	**0.0659**	**0.0339**	**0.121**	**0.122**	**0.0803**	**0.091**	**0.089**	**0.050**	**0.050**	**0.97**	**1.1**	**0.038**	**0.040**	**0.051**	**0.049**	**0.048**	**0.044**	**2.5**	**2.9**

Notes:
* - Not a HSRA regulated compound
ISCO - *in-situ* chemical oxidation
** - Resampled in August 2007 for VOCs only

Data Qualifier Defintions:
-- - Not analyzed
B (Inorganics) - Estimated analyte concentration
D - Analyte concentration reported from secondary dilution
DB - Analyte concentration reported from secondary dilution; analyte detected in method blank
H - Holding time exceeded for sample
J - Estimated analyte concentration
JB (Organic) - Estimated analyte concentration; analyte detected in method blank
Bold = Exceeds the laboratory detection limit
Bold and shaded - Analyte concentration exceeds the Type 1 RRS

Appendix E-2
Summary of Historical Groundwater Sampling Data - Transition Zone and Bedrock Monitoring Wells
January 2001 through July 2017
Atlanta Gas Light Company
Former Manufactured Gas Plant Site
Augusta, Georgia

Chemical Name	Type 1 Risk Reduction Standard	Location ID	MW-308BR (Continued)																									
		Sample Date	7/09 DUP	7/23/2009	1/16/2009	7/08 DUP	7/17/2008	1/8/2008	1/08 DUP	7/9/2007	07/07 DUP	2/13/2007	2/07 DUP	10/3/2006	10/06 DUP	1/19/2006	12/7/2005	7/16/2004	1/24/2004	7/18/2003	7/03 DUP	1/21/2003	7/15/2002	4/28/2002	4/26/2002	1/22/2002	7/17/2001	1/23/2001	1/18/2001
		Unit	During Extraction											Pre-Extraction															
Volatile Organic Compounds																													
Acetone	4,000	µg/L	< 10,000	< 5,000	< 5,000	< 10,000	< 500	< 50	< 50	<5,000 UJ	<5,000 UJ	< 50 R	< 50	50 R	50 UR	1,000 U	--	1,200 U	1,200 U	250 U	250 U	500 U	500 U	250 U	250 U	250 U	250 U	25 U	25 U
Benzene	5	µg/L	**6,600**	**7,000**	**8,700**	**6,300**	**6,500**	**9,600**	**7,300**	**9,000**	**8,700**	**5,300**	**5,700**	**1,000**	**810**	**2,600**	--	**3,000**	**3,000**	**2,500**	**2,600**	**3,000**	**1,900**	**2,900 D**	**2,600 D**	**1,700**	**1,300**	**0.25 JB**	**960 D**
Carbon Disulfide	4,000	µg/L	< 500	< 250	< 250	< 500	< 25	< 5.0	< 5.0	< 5	< 5	< 5	< 5	5 U	5 U	100 U	--	50 U	50 U	10 U	10 U	20 U	20 U	10 U	10 U	10 U	10 U	1.0 U	1.0 U
Ethylbenzene	700	µg/L	**1,200**	**1,300**	**1,900**	**1,700**	**1,700**	**1,600**	**1,400**	**1,600**	**1,600**	**1,300**	**1,400**	**510**	**460**	**360**	--	**390**	**350**	**360**	**350**	**390**	**270**	**420**	**400**	**200**	**160**	1.0 U	**140**
Methylene Chloride	5	µg/L	< 500	< 250	< 500	< 500	< 25	< 5.0	< 5.0	< 5	< 5	< 5 UJ	< 5	5 U	5 U	100 U	--	250 U	250 U	50 U	50 U	100 U	**11 J**	50 U	50 U	50 U	50 U	5.0 U	5.0 U
Toluene	1,000	µg/L	**700**	**750**	**1,800**	**730**	**580**	**650**	**530**	**930**	**880**	**1,000**	**1,100**	**98**	**92**	**450**	--	50 U	50 U	**34**	**37**	**110**	**110**	**340**	**220**	**9.2 J**	**20**	1.0 U	**13**
Trichloroethylene	5	µg/L	< 500	< 250	< 250	< 500	< 25	< 5.0	< 5.0	< 5	< 5	< 5	< 5	5 U	5 U	100 U	--	50 U	50 U	10 U	10 U	20 U	20 U	10 U	10 U	10 U	**5.0 J**	1.0 U	1.0 U
Xylenes, total	2,000	µg/L	**730**	**740**	**1900**	**1300**	**1000**	**940**	**760**	**760**	**710**	**750**	**830**	**200**	**190**	200 U	--	**240**	**280**	**250**	**250**	**240**	**190**	**330**	**290**	**140**	**160**	2.0 U	**120**
Semivolatile Organic Compounds																													
2-Methylnaphthalene	*	µg/L	--	--	--	--	--	--	--	--	--	--	--	--	--	**100**	--	**63**	**74**	**54**	**54**	**61**	**170 DJ**	--	--	**46 J**	**34 J**	10 U	**23**
Acenaphthene	2,000	µg/L	**310**	**840**	**260**	**310**	**260**	**140**	**150**	**120**	**110**	**70**	**82**	**28**	**28**	10 U	--	**11**	**7.6**	**10**	**10**	**12**	**51**	--	--	**12 J**	**5.5 J**	10 U	**4.2 J**
Acenaphthylene	10	µg/L	**240**	**760**	**940**	**330**	**290**	**17**	**20**	**27**	**26**	**26**	**30**	**19**	**16**	10 U	--	10 U	**1.6**	10 U	10 U	**3.7 J**	**2.1 J**	--	--	50 U	50 U	10 U	**0.54 J**
Anthracene	10	µg/L	**160**	**620**	**350**	**190**	**170**	< 10	< 10	< 10	< 10	< 10	< 10	10 U	10 U	10 U	--	10 U	0.2 U	10 U	10 U	10 U	**0.7 J**	--	--	50 U	50 U	10 U	10 U
Benz(a)anthracene	0.1	µg/L	**280**	**1,000**	**380**	**250**	**200**	**0.48**	**0.59**	**1.4**	**1.2**	**0.06**	**0.09**	0.05 U	0.05 U	10 U	--	10 U	0.2 U	10 U	10 U	10 U	10 U	--	--	50 U	50 U	10 U	10 U
Benzo(a)pyrene	0.2	µg/L	**230**	**870**	**390**	**200**	**170**	**0.28**	**0.35**	**0.88**	**0.75**	< 0.05	< 0.05	0.05 U	0.05 U	10 U	--	10 U	0.2 U	10 U	10 U	10 U	10 U	--	--	50 U	50 U	10 U	10 U
Benzo(b)fluoranthene	0.2	µg/L	**180**	**660**	**310**	**170**	**160**	**0.20**	**0.26**	**0.85**	**0.75**	< 0.1	< 0.1	0.1 U	0.1 U	10 U	--	10 U	0.2 U	10 U	10 U	10 U	10 U	--	--	50 U	50 U	10 U	10 U
Benzo(g,h,i)perylene	10	µg/L	**90**	**340**	**130**	**85**	**64**	< 10	< 10	< 10	< 10	< 10	< 10	10 U	10 U	10 U	--	10 U	0.2 U	10 U	10 U	10 U	10 U	--	--	50 U	50 U	10 U	10 U
Benzo(k)fluoranthene	10	µg/L	**140**	**480**	**270**	**52**	**46**	< 10	< 10	< 10	< 10	< 10	< 10	10 U	10 U	10 U	--	10 U	0.2 U	10 U	10 U	10 U	10 U	--	--	50 U	50 U	10 U	10 U
Chrysene	0.2	µg/L	**220**	**890**	**330**	**220**	**180**	**0.40**	**0.47**	**0.87**	**0.66**	< 0.05 UJ	**0.06**	0.05 U	0.05 U	10 U	--	10 U	0.2 U	10 U	10 U	10 U	10 U	--	--	50 U	50 U	10 U	10 U
Dibenzo(a,h)anthracene	0.3	µg/L	**29**	**120**	**31 J**	**25**	**18**	< 0.10	< 0.10	< 0.1	< 0.1	< 0.1	< 0.1	0.1 U	0.1 U	10 U	--	10 U	0.2 U	10 U	10 U	10 U	10 U	--	--	50 U	50 U	10 U	**1.1 J**
Dibenzofuran	1	µg/L	--	--	--	--	--	--	--	--	--	--	--	--	--	10 U	--	10 U	**0.37**	10 U	10 U	**0.56 J**	**2.7 J**	--	--	50 U	50 U	10 U	10 U
Fluoranthene	1,000	µg/L	**390**	**1,400**	**600**	**490**	**390**	< 10	< 10	< 10	< 10	< 10	< 10	10 U	10 U	10 U	--	10 U	0.2 U	10 U	10 U	10 U	**0.38 J**	--	--	50 U	50 U	10 U	10 U
Fluorene	1,000	µg/L	**250**	**920**	**730**	**580**	**400**	**31**	**34**	**27**	**25**	**15**	**19**	10 U	10 U	10 U	--	10 U	**1.5**	10 U	10 U	**2.4 J**	**12**	--	--	50 U	50 U	10 U	10 U
Indeno(1,2,3-cd)pyrene	0.4	µg/L	**86**	**320**	**140**	**90**	**61**	**0.080**	**0.10**	**0.33**	**0.31**	< 0.05	< 0.05	0.05 U	0.05 U	10 U	--	10 U	0.2 U	10 U	10 U	10 U	10 U	--	--	50 U	50 U	10 U	10 U
Naphthalene	20	µg/L	**5,600**	**9,200**	**8,900 BD**	**8,800**	**8,400**	**4,600**	**4,700**	**5,800**	**5,300**	**2,200**	**2,600**	**1,100**	**860**	**1,100**	--	**840**	**1,200**	**680**	**730**	**850 D**	**1,900 D**	**1,600**	**1,300**	**660**	**480**	10 U	**250**
Phenanthrene	10	µg/L	**820**	**2,600**	**1,600**	**900**	**750**	**36**	**39**	**35**	**31**	**16**	**19**	10 U	10 U	10 U	--	10 U	**0.84**	10 U	10 U	10 U	**11**	--	--	50 U	50 U	10 U	10 U
Pyrene	1,000	µg/L	**610**	**2,200**	**870**	**590**	**480**	< 10	< 10	< 10	< 10	< 10	< 10	10 U	10 U	10 U	--	10 U	0.2 U	10 U	10 U	10 U	10 U	--	--	50 U	50 U	10 U	10 U
Inorganic Compounds																													
Aluminum (fume or dust)	*	mg/L	--	--	--	--	--	--	--	--	--	--	--	--	--	0.2 U	--	0.2 U	**0.89**	0.2 U	0.2 U	0.2 U	**1.6**	--	--	**1.2**	**0.7 N**	**1.5 N**	**4.8**
Antimony	0.01	mg/L	< 0.020	< 0.020	< 0.020	< 0.02	< 0.02	< 0.02	< 0.02	< 0.02	< 0.02	< 0.02	< 0.02	0.02 U	0.02 U	0.01 U	--	0.02 U	0.02 U	0.02 U	0.02 U	0.02 U	0.02 U	--	--	0.02 U	0.02 U	0.02 U	0.02 U
Arsenic	0.05	mg/L	< 0.020	< 0.020	< 0.010	< 0.01	< 0.01	< 0.05	< 0.05	< 0.05	< 0.05	< 0.05	< 0.05	0.05 U	0.05 U	0.01 U	--	0.01 U	0.01 U	0.01 U	0.01 U	0.01 U	0.01 U	--	--	0.01 U	**0.0037 B**	0.01 U	0.01 U
Barium	2	mg/L	**0.54**	**0.55**	**0.6**	**0.82**	**0.62**	**0.540**	**0.501**	**0.556**	**0.557**	**0.603**	**0.608**	**0.797**	**0.785**	**0.516**	--	**0.44**	**0.44**	**0.41**	**0.4**	**0.43**	**0.48**	--	--	**0.4**	**0.35**	**0.41**	**0.4**
Beryllium	0.004	mg/L	< 0.0040	< 0.0040	**0.00035 J**	**0.0046**	**0.0013 J**	< 0.01	< 0.01	< 0.01	< 0.01	< 0.01	< 0.01	0.01 U	0.01 U	0.005 U	--	0.004 U	0.004 U	0.004 U	0.004 U	0.004 U	0.004 U	--	--	0.004 U	0.004 U	0.004 U	0.004 U
Cadmium	0.005	mg/L	< 0.0050	< 0.0050	< 0.0050	< 0.005	< 0.005	< 0.005	< 0.005	< 0.005	< 0.005	< 0.005	< 0.005	0.005 U	0.005 U	0.002 U	--	0.005 U	0.005 U	0.005 U	0.005 U	0.005 U	0.005 U	--	--	0.005 U	0.005 U	0.005 U	0.005 U
Calcium metal	*	mg/L	--	--	--	--	--	--	--	--	--	--	--	--	--	**36.4**	**38**	**24**	**25**	**21**	**21**	**23**	**26**	--	--	**21**	**19**	**28**	**21**
Chromium	0.1	mg/L	< 0.010	< 0.010	0.0020 J	**0.043**	**0.017**	< 0.01	< 0.01	< 0.01	< 0.01	< 0.01	< 0.01	**0.0112**	**0.0115**	0.005 U	--	0.01 U	0.01 U	0.01 U	0.01 U	0.01 U	**0.018**	--	--	**0.0092 B**	**0.0019 B**	**0.0042 B**	**0.0097 B**
Cobalt	*	mg/L	--	--	--	--	--	--	--	--	--	--	--	--	--	**0.0072**	--	0.01 U	0.01 U	0.01 U	0.01 U	**0.0038 B**	**0.0061 B**	--	--	**0.0042 B**	**0.0036 B**	**0.013**	**0.0073 B**
Copper	1.3	mg/L	< 0.020	< 0.020	0.0097 J	**0.11**	**0.061**	< 0.01	< 0.01	< 0.01	< 0.01	< 0.01	< 0.01	**0.0436**	**0.0425**	0.025 U	--	0.02 U	0.02 U	0.02 U	0.02 U	**0.0019 B**	**0.0077 B**	--	--	**0.0054 B**	**0.0023 B**	**0.014 B**	**0.041**
Cyanide	0.2	mg/L	< 0.010	**0.012**	< 0.010	< 0.01	< 0.01	< 0.01	< 0.01	**0.015**	**0.013**	< 0.002	< 0.002	0.01 U	0.01 U	0.01 U	--	**0.03**	**0.022**	0.015 U	0.015 U	**0.015**	**0.13**	**0.029**	**0.035**	**0.011**	**0.014**	0.01 U	**0.0056 B**
Iron	*	mg/L	--	--	--	--	--	--	--	--	--	--	--	--	--	**1.37**	**1.3**	**3.9**	**5.8**	**3.3**	**3.4**	**3.4**	**6.8 N**	--	--	**5.1**	**4.1**	**3.5**	**11**
Lead	0.015	mg/L	< 0.010	< 0.010	**0.014**	**0.043**	**0.036**	< 0.01	< 0.01	< 0.01	< 0.01	< 0.01	< 0.01	0.01 U	0.01 U	0.003 U	--	0.005 U	0.005 U	0.005 U	0.005 U	0.005 U	0.005 U	--	--	0.005 U	0.005 U	0.005 U	0.005 U
Magnesium	*	mg/L	--	--	--	--	--	--	--	--	--	--	--	--	--	**17.1**	--	**12**	**13**	**13**	**12**	**13**	**14**	--	--	**12**	**10**	**12**	**13**
Manganese	*	mg/L	--	--	--	--	--	--	--	--	--	--	--	--	--	**1.18**	**0.96**	**0.68**	**0.82**	**0.59**	**0.59**	**0.59**	**0.75**	--	--	**0.58**	**0.55**	**0.38**	**0.71**
Mercury	0.002	mg/L	< 0.00020	< 0.00020	< 0.00020	< 0.00020	< 0.00020	< 0.00020	< 0.00020	< 0.0002	< 0.0002	< 0.0002	< 0.0002	0.0002 U	0.0002 U	0.0002 U	--	0.0002 U	0.0002 U	0.0002 UJ	0.0002 UJ	**0.00012 B**	0.0002 U	--	--	0.0002 U	0.0002 U	0.00020 U	0.00020 U
Nickel	0.1	mg/L	< 0.040	< 0.040	**0.086**	**0.090**	**0.077**	< 0.02	< 0.02	< 0.02	< 0.02	< 0.02	< 0.02	0.02 U	0.02 U	0.04 U	--	0.04 U	0.04 U	0.04 U	0.04 U	0.04 U	**0.014 B**	--	--	0.04 U	0.04 U	0.04 U	**0.011 B**
Potassium	*	mg/L	--	--	--	--	--	--	--	--	--	--	--	--	--	**5.07**	--	**3.3**	**3.3**	**2.8**	**2.8**	**3.2**	**3.9**	--	--	**3.3**	**3.1**	**3.7**	**4.9**
Selenium	0.05	mg/L	< 0.020	< 0.020	< 0.010	< 0.01	< 0.01	< 0.02	< 0.02	< 0.02	< 0.02	< 0.02	< 0.02	0.02 U	0.02 U	0.005 U	--	0.01 U	0.01 U	0.01 U	0.01 U	0.01 U	**0.0053 B**	--	--	0.01 U	0.01 U	0.01 U	0.01 U
Sodium	*	mg/L	--	--	--	--	--	--	--	--	--	--	--	--	--	**15.8**	--	**15**	**16**	**14**	**14**	**15**	**15**	--	--	**14**	**13**	**13**	**13**
Thallium	0.002	mg/L	< 0.0010	< 0.0010	< 0.0010	**0.00074**	< 0.001	< 1.00	< 1.00	< 1.00	< 1.00	< 1	< 1	0.001 U	0.001 U	0.001 U	--	0.002 U	0.001 U	0.002 U	0.002 U	0.002 UW	0.002 UWN	--	--	0.002 U	0.002 UWN	0.002 U	0.002 UW
Vanadium (fume or dust)	0.2	mg/L	< 0.010	< 0.010	0.0035 J	**0.077**	**0.022**	< 0.01	< 0.01	< 0.01	< 0.01	< 0.01	< 0.01	**0.0202**	**0.0208**	0.007 U	--	0.01 U	0.01 U	0.01 U	0.01 U	0.01 U	**0.0069 B**	--	--	**0.005 B**	**0.0026 B**	**0.0037 B**	**0.018**
Zinc	2	mg/L	**0.088**	**0.099**	**0.62**	**1.4**	**1.1**	**0.118 J**	**0.790 J**	**0.124**	**0.0960**	**0.0619**	**0.0599**	**0.0513**	**0.0641**	0.02 U	--	0.02 U	0.02 U	**0.04**	**0.06**	**0.022**	**0.01 B**	--	--	**0.0079 B**	**0.0073 B**	0.02 U	**0.025**

Notes:
* - Not a HSRA regulated compound
ISCO - *in-situ* chemical oxidation
** - Resampled in August 2007 for VOCs only

Data Qualifier Defintions:
-- - Not analyzed
B (Inorganics) - Estimated analyte concentration
D - Analyte concentration reported from secondary dilution
DB - Analyte concentration reported from secondary dilution; analyte detected in method blank
H - Holding time exceeded for sample
J - Estimated analyte concentration
JB (Organic) - Estimated analyte concentration; analyte detected in method blank
Bold = Exceeds the laboratory detection limit
Bold and shaded - Analyte concentration exceeds the Type 1 RRS

Appendix E-2
Summary of Historical Groundwater Sampling Data - Transition Zone and Bedrock Monitoring Wells
January 2001 through July 2017
Atlanta Gas Light Company
Former Manufactured Gas Plant Site
Augusta, Georgia

Chemical Name	Type 1 Risk Reduction Standard	Location ID	MW-309BR																						
		Sample Date	7/25/2017	1/24/2017	7/26/2016	1/19/2016	7/28/2015	1/29/2015	7/17/2014	1/9/2014	7/9/2013	1/9/2013	7/23/2012	1/17/2012	7/6/2011	1/17/2011	7/14/2010	1/5/2010	7/21/2009	1/21/2009	7/17/2008	1/8/2008	8/21/2007**	7/12/2007	2/14/2007
		Unit	Post-Extraction					During Extraction																	
Volatile Organic Compounds																									
Acetone	4,000	µg/L	< 50	< 50	< 50	< 50	< 50	< 50	< 50	< 50	< 50	<100	< 5.0	< 5.0	< 5.0	< 5.0	< 100	< 100	< 100	< 100	< 100	< 50	**69**	--	< 50
Benzene	5	µg/L	< 5.0	< 5.0	< 5.0	< 5.0	< 5.0	< 5.0	< 5.0	< 5.0	< 5.0	< 5.0	< 0.25	< 0.25	< 0.25	**0.60 J**	< 5.0	< 5.0	< 5.0	< 5.0	< 5.0	< 5.0	< 5.0	--	< 5
Carbon Disulfide	4,000	µg/L	< 5.0	< 5.0	< 5.0	< 5.0	< 5.0	< 5.0	< 5.0	< 5.0	< 5.0	< 5.0	< 0.60	< 0.60	< 0.60	< 0.60	< 5.0	< 5.0	< 5.0	< 5.0	< 5.0	< 5.0	< 5.0	--	< 5
Ethylbenzene	700	µg/L	< 5.0	< 5.0	< 5.0	< 5.0	< 5.0	< 5.0	< 5.0	< 5.0	< 5.0	< 5.0	< 0.11	< 0.11	< 0.11	**0.17 J**	< 5.0	< 5.0	< 5.0	< 5.0	< 5.0	< 5.0	< 5.0	--	< 5
Methylene Chloride	5	µg/L	< 5.0	< 5.0	< 5.0	< 5.0	< 5.0	< 5.0	< 5.0	< 5.0	< 5.0	< 5.0	< 1.0	< 1.0	< 1.0	< 1.0	< 5.0	< 5.0	< 5.0	< 5.0	< 5.0	< 5.0	< 5.0	--	< 5
Toluene	1,000	µg/L	< 5.0	< 5.0	< 5.0	< 5.0	< 5.0	< 5.0	< 5.0	< 5.0	< 5.0	< 5.0	0.38 J	< 0.33	< 0.33	< 0.33	< 5.0	< 5.0	< 5.0	< 5.0	< 5.0	< 5.0	< 5.0	--	< 5
Trichloroethylene	5	µg/L	< 5.0	< 5.0	< 5.0	< 5.0	< 5.0	< 5.0	< 5.0	< 5.0	< 5.0	< 5.0	< 0.13	< 0.13	< 0.13	< 0.13	< 5.0	< 5.0	< 5.0	< 5.0	< 5.0	< 5.0	< 5.0	--	< 5
Xylenes, total	2,000	µg/L	< 5.0	< 5.0	< 5.0	< 5.0	< 5.0	< 5.0	< 5.0	< 5.0	< 5.0	< 5.0	< 0.20	< 0.20	< 0.20	< 0.20	< 5.0	< 5.0	< 5.0	< 5.0	< 5.0	< 5.0	< 5.0	--	< 5
Semivolatile Organic Compounds																									
Acenaphthene	2,000	µg/L	< 0.5	< 0.5	< 0.5	< 0.5	< 0.5	< 0.50	< 0.50	< 0.50	< 0.50	< 0.19	< 0.11	< 0.11	< 0.096	< 0.10	< 0.19	< 0.19	< 0.19	< 0.20	< 0.19	< 10	--	< 10	< 10
Acenaphthylene	10	µg/L	< 1.0	< 1.0	< 1.0	< 1.0	< 1.0	< 1	< 1.0	< 1.0	< 1.0	< 0.19	< 0.11	< 0.11	< 0.096	< 0.10	< 0.19	< 0.19	< 0.19	< 0.20	< 0.19	< 10	--	< 10	< 10
Anthracene	10	µg/L	< 0.05	< 0.05	< 0.05	< 0.05	< 0.05	< 0.05	< 0.05	< 0.05	< 0.05	< 0.19	< 0.11	< 0.11	< 0.096	< 0.10	< 0.19	< 0.19	< 0.19	< 0.20	< 0.19	< 10	--	< 10	< 10
Benz(a)anthracene	0.1	µg/L	< 0.05	< 0.05	< 0.05	< 0.05	< 0.05	< 0.05	< 0.05	< 0.05	< 0.05	< 0.19	< 0.11	< 0.11	< 0.096	< 0.10	< 0.19	< 0.19	< 0.19	< 0.20	< 0.19	< 0.05	--	< 0.05	< 0.05
Benzo(a)pyrene	0.2	µg/L	< 0.05	< 0.05	< 0.05	< 0.05	< 0.05	< 0.05	< 0.05	< 0.05	< 0.05	< 0.19	< 0.11	< 0.11	< 0.096	< 0.10	< 0.19	< 0.19	< 0.19	< 0.20	< 0.19	< 0.05	--	< 0.05	< 0.05
Benzo(b)fluoranthene	0.2	µg/L	< 0.1	< 0.1	< 0.1	< 0.1	< 0.1	< 0.10	< 0.10	< 0.10	< 0.10	< 0.19	< 0.11	< 0.11	< 0.096	< 0.10	< 0.19	< 0.19	< 0.19	< 0.20	< 0.19	< 0.10	--	< 0.1	< 0.1
Benzo(g,h,i)perylene	10	µg/L	< 0.1	< 0.1	< 0.1	< 0.1	< 0.1	< 0.10	< 0.10	< 0.10	< 0.10	< 0.19	< 0.11	< 0.11	< 0.096	< 0.10	< 0.19	< 0.19	< 0.19	< 0.20	< 0.19	< 10	--	< 10	< 10
Benzo(k)fluoranthene	10	µg/L	< 0.05	< 0.05	< 0.05	< 0.05	< 0.05	< 0.05	< 0.05	< 0.05	< 0.05	< 0.19	< 0.11	< 0.11	< 0.096	< 0.10	< 0.19	< 0.19	< 0.19	< 0.20	< 0.19	< 10	--	< 10	< 10
Chrysene	0.2	µg/L	< 0.05	< 0.05	< 0.05	< 0.05	< 0.05	< 0.05	< 0.05	< 0.05	< 0.05	< 0.19	< 0.048	< 0.049	< 0.043	< 0.046	< 0.19	< 0.19	< 0.19	< 0.20	< 0.19	< 0.05	--	< 0.05	< 0.05
Dibenzo(a,h)anthracene	0.3	µg/L	< 0.1	< 0.1	< 0.1	< 0.1	< 0.1	< 0.10	< 0.10	< 0.10	< 0.10	< 0.19	< 0.11	< 0.11	< 0.096	< 0.10	< 0.19	< 0.19	< 0.19	< 0.20	< 0.19	< 0.10	--	< 0.1	< 0.1
Fluoranthene	1,000	µg/L	< 0.1	< 0.1	< 0.1	< 0.1	< 0.1	< 0.1	< 0.10	< 0.10	< 0.10	< 0.19	< 0.11	< 0.11	< 0.096	< 0.10	< 0.19	< 0.19	< 0.19	< 0.20	< 0.19	< 10	--	< 10	< 10
Fluorene	1,000	µg/L	< 0.1	< 0.1	< 0.1	< 0.1	< 0.1	< 0.10	< 0.10	< 0.10	< 0.10	< 0.19	< 0.11	< 0.11	< 0.096	< 0.10	< 0.19	< 0.19	< 0.19	< 0.20	< 0.19	< 10	--	< 10	< 10
Indeno(1,2,3-cd)pyrene	0.4	µg/L	< 0.05	< 0.05	< 0.05	< 0.05	< 0.05	< 0.05	< 0.05	< 0.05	< 0.05	< 0.19	< 0.11	< 0.11	< 0.096	< 0.10	< 0.19	< 0.19	< 0.19	< 0.20	< 0.19	< 0.05	--	< 0.05	< 0.05
Naphthalene	20	µg/L	< 0.5	< 0.5	< 0.5	< 0.5	< 0.5	< 0.5	< 0.50	< 0.50	< 0.50	< 0.19	< 0.11	< 0.11	< 0.096	**0.65**	**0.13 J**	< 0.19	< 0.19	**0.067 J**	**0.052 J**	< 10	--	< 10	< 10
Phenanthrene	10	µg/L	< 0.05	< 0.05	< 0.05	**0.063**	< 0.05	< 0.05	< 0.05	**0.055**	< 0.05	< 0.19	< 0.11	< 0.11	< 0.096	< 0.10	< 0.19	< 0.19	< 0.19	< 0.20	< 0.19	< 10	--	< 10	< 10
Pyrene	1,000	µg/L	< 0.05	< 0.05	< 0.05	**0.051**	< 0.05	< 0.05	< 0.05	< 0.05	< 0.05	< 0.19	< 0.11	< 0.11	< 0.096	< 0.10	< 0.19	< 0.19	< 0.19	< 0.20	< 0.19	< 10	--	< 10	< 10
Inorganic Compounds																									
Antimony	0.01	mg/L	< 0.006	< 0.006	< 0.006	< 0.006	< 0.02	< 0.02	< 0.02	< 0.02	< 0.02	< 0.020	< 0.0053	< 0.0053	< 0.0053	< 0.0053	< 0.020	< 0.020	< 0.020	< 0.020	< 0.02	< 0.02	--	< 0.02	< 0.02
Arsenic	0.05	mg/L	< 0.05	< 0.05	< 0.05	< 0.05	< 0.05	< 0.05	< 0.05	< 0.05	< 0.05	< 0.020	< 0.0046	< 0.0046	< 0.0046	< 0.0046	< 0.020	< 0.020	< 0.020	< 0.010	< 0.01	< 0.05	--	< 0.05	< 0.05
Barium	2	mg/L	**0.37**	**0.402**	**0.394**	**0.467**	**0.462**	**0.143**	**0.0398**	**0.245**	**0.148**	**0.20**	**0.47**	**0.20**	**0.39**	**0.46**	**0.092**	**0.069**	**0.22**	**0.22**	**0.22**	**0.221**	--	**0.230**	**0.249**
Beryllium	0.004	mg/L	< 0.004	< 0.004	< 0.004	< 0.004	< 0.01	< 0.01	< 0.01	< 0.01	< 0.01	< 0.0040	< 0.00020	< 0.00020	< 0.00020	< 0.00020	< 0.0040	< 0.0040	< 0.0040	< 0.0040	< 0.004	< 0.01	--	< 0.01	< 0.01
Cadmium	0.005	mg/L	< 0.005	< 0.005	< 0.005	< 0.005	**0.0072**	< 0.005	**0.0086**	< 0.005	**0.0113**	**0.0056**	< 0.0020	< 0.0020	< 0.0020	< 0.0020	< 0.0050	< 0.0050	< 0.0050	< 0.0050	< 0.005	< 0.005	--	< 0.005	< 0.005
Chromium	0.1	mg/L	< 0.01	< 0.01	< 0.01	< 0.01	< 0.01	< 0.01	< 0.01	< 0.01	< 0.01	< 0.010	< 0.0012	< 0.0012	< 0.0012	**0.0012 J**	< 0.010	< 0.010	< 0.010	< 0.010	< 0.01	< 0.01	--	< 0.01	< 0.01
Copper	1.3	mg/L	**0.01**	< 0.01	**0.011**	**0.0112**	**0.0435**	**0.0348**	**0.0481**	**0.0105**	**0.0759**	**0.030**	< 0.0019	**0.028**	**0.0052 J**	< 0.0019	**0.0024 J**	< 0.020	< 0.020	**0.0073 J**	**0.0031 J**	< 0.01	--	< 0.01	< 0.01
Cyanide	0.2	mg/L	< 0.01	< 0.01	< 0.01	< 0.01	< 0.01	< 0.01	< 0.01	< 0.01	< 0.01	< 0.010	< 0.0050	< 0.0050	< 0.0050	< 0.0050	< 0.010	< 0.010	< 0.010	< 0.010	< 0.01	< 0.01	--	< 0.01	< 0.01
Lead	0.015	mg/L	< 0.01	< 0.01	< 0.01	< 0.01	< 0.01	< 0.01	< 0.01	< 0.01	< 0.01	< 0.010	< 0.0040	< 0.0040	< 0.0040	< 0.0040	< 0.010	< 0.010	< 0.010	< 0.0050	< 0.005	< 0.01	--	< 0.01	< 0.01
Mercury	0.002	mg/L	< 0.0002	< 0.0002	< 0.0002	< 0.0002	< 0.0002	< 0.00020	< 0.00020	< 0.00020	< 0.00020	< 0.00020	< 0.000091	< 0.000091	< 0.000091	< 0.000091	< 0.00020	< 0.00020	< 0.00020	< 0.00020	**0.000092**	< 0.00020	--	< 0.0002	< 0.0002
Nickel	0.1	mg/L	< 0.02	< 0.02	< 0.02	< 0.02	< 0.02	< 0.02	< 0.02	< 0.02	< 0.02	< 0.040	< 0.0023	< 0.0023	< 0.0023	< 0.0023	< 0.040	< 0.040	< 0.040	< 0.040	< 0.04	< 0.02	--	< 0.02	< 0.02
Selenium	0.05	mg/L	< 0.02	< 0.02	< 0.02	< 0.02	< 0.02	< 0.02	< 0.02	< 0.02	< 0.02	< 0.020	< 0.0064	< 0.0064	< 0.0064	< 0.0064	< 0.020	< 0.020	< 0.020	< 0.010	< 0.01	< 0.02	--	< 0.02	< 0.02
Thallium	0.002	mg/L	< 0.002	< 0.002	< 0.002	< 0.002	< 0.02	< 0.02	< 0.02	< 0.02	< 0.02	< 0.0010	< 0.00025	< 0.00025	< 0.00025	< 0.00025	< 0.0010	< 0.0010	< 0.0010	< 0.0010	< 0.001	< 1.00	--	< 1.00	< 1
Vanadium (fume or dust)	0.2	mg/L	< 0.01	< 0.01	< 0.01	< 0.01	< 0.01	< 0.01	< 0.01	< 0.01	< 0.01	< 0.010	< 0.0024	**0.0035 J**	< 0.0024	< 0.0024	< 0.010	< 0.010	< 0.010	**0.0049 J**	**0.0045 J**	< 0.01	--	< 0.01	< 0.01
Zinc	2	mg/L	< 0.02	< 0.02	< 0.02	< 0.02	**0.0331**	< 0.02	< 0.02	< 0.02	< 0.02	**0.021**	< 0.0087	< 0.0087	< 0.0087	< 0.0087	< 0.020	< 0.020	< 0.020	< 0.020	< 0.02	< 0.02	--	< 0.02	< 0.02

Notes:
* - Not a HSRA regulated compound
ISCO - *in-situ* chemical oxidation
** - Resampled in August 2007 for VOCs only

Data Qualifier Defintions:
-- - Not analyzed
B (Inorganics) - Estimated analyte concentration
D - Analyte concentration reported from secondary dilution
DB - Analyte concentration reported from secondary dilution; analyte detected in method blank
H - Holding time exceeded for sample
J - Estimated analyte concentration
JB (Organic) - Estimated analyte concentration; analyte detected in method blank
Bold = Exceeds the laboratory detection limit
Bold and shaded - Analyte concentration exceeds the Type 1 RRS

Appendix E-2
Summary of Historical Groundwater Sampling Data - Transition Zone and Bedrock Monitoring Wells
January 2001 through July 2017
Atlanta Gas Light Company
Former Manufactured Gas Plant Site
Augusta, Georgia

Chemical Name	Type 1 Risk Reduction	Location ID	MW-309BR (Continued)											
		Sample Date	7/12/2006	1/12/2006	7/21/2005	1/20/2005	7/15/2004	1/22/2004	7/16/2003	1/17/2003	7/11/2002	1/17/2002	1/17/2002	7/12/2001	1/23/2001
		Unit	Pre-Extraction												
Volatile Organic Compounds															
Acetone	4,000	µg/L	50 U	10 U	25 U	25 U	25 U	25 U	25 U	25 U	**15 J**	**25 R**	**25 R**	25 U	25 U
Benzene	5	µg/L	5 U	1.0 U	1.0 U	1.0 U	1.0 U	1.0 U	1.0 U	**0.12 J**	1.0 U	1.0 U	1.0 U	**0.16 J**	1.0 U
Carbon Disulfide	4,000	µg/L	5 U	1.0 U	1.0 U	1.0 U	1.0 U	1.0 U	1.0 U	1.0 U	1.0 U	1.0 U	1.0 U	1.0 U	1.0 U
Ethylbenzene	700	µg/L	5 U	1.0 U	1.0 U	1.0 U	1.0 U	1.0 U	1.0 U	1.0 U	1.0 U	1.0 U	1.0 U	1.0 U	1.0 U
Methylene Chloride	5	µg/L	5 U	1.0 U	5.0 U	5.0 U	5.0 U	5.0 U	5.0 U	5.0 U	5.0 U	5.0 U	5.0 U	5.0 U	5.0 U
Toluene	1,000	µg/L	5 U	1.0 U	1.0 U	1.0 U	1.0 U	1.0 U	1.0 U	1.0 U	1.0 U	1.0 U	1.0 U	1.0 U	1.0 U
Trichloroethylene	5	µg/L	5 U	1.0 U	1.0 U	1.0 U	1.0 U	1.0 U	1.0 U	1.0 U	1.0 U	1.0 U	1.0 U	1.0 U	1.0 U
Xylenes, total	2,000	µg/L	5 U	2.0 U	2.0 U	2.0 U	2.0 U	2.0 U	2.0 U	2.0 U	2.0 U	2.0 U	2.0 U	2.0 U	2.0 U
Semivolatile Organic Compounds															
2-Methylnaphthalene	*	µg/L	--	0.2 U	0.2 U	0.2 U	0.2 U	0.2 U	10 U	10 U	10 U	10 U	10 U	10 U	10 U
Acenaphthene	2,000	µg/L	10 U	0.2 U	0.2 U	0.2 U	0.2 U	0.2 U	10 U	10 U	10 U	10 U	10 U	10 U	10 U
Acenaphthylene	10	µg/L	10 U	0.2 U	0.2 U	0.2 U	0.2 U	0.2 U	10 U	10 U	10 U	10 U	10 U	10 U	10 U
Anthracene	10	µg/L	10 U	0.2 U	0.2 U	0.2 U	0.2 U	0.2 U	10 U	10 U	10 U	10 U	10 U	10 U	10 U
Benz(a)anthracene	0.1	µg/L	0.05 U	0.2 U	0.2 U	0.2 U	0.2 U	0.2 U	10 U	10 U	10 U	10 U	10 U	10 U	10 U
Benzo(a)pyrene	0.2	µg/L	0.05 U	0.2 U	0.2 U	0.2 U	0.2 U	0.2 U	10 U	10 U	10 U	10 U	10 U	10 U	10 U
Benzo(b)fluoranthene	0.2	µg/L	0.1 U	0.2 U	0.2 U	0.2 U	0.2 U	0.2 U	10 U	10 U	10 U	10 U	10 U	10 U	10 U
Benzo(g,h,i)perylene	10	µg/L	10 U	0.2 U	0.2 U	0.2 U	0.2 U	0.2 U	10 U	10 U	10 U	10 U	10 U	10 U	10 U
Benzo(k)fluoranthene	10	µg/L	10 U	0.2 U	0.2 U	0.2 U	0.2 U	0.2 U	10 U	10 U	10 U	10 U	10 U	10 U	10 U
Chrysene	0.2	µg/L	0.05 U	0.2 U	0.2 U	0.2 U	0.2 U	0.2 U	10 U	10 U	10 U	10 U	10 U	10 U	10 U
Dibenzo(a,h)anthracene	0.3	µg/L	0.1 U	0.2 U	0.2 U	0.2 U	0.2 U	0.2 U	10 U	10 U	10 U	10 U	10 U	10 U	10 U
Dibenzofuran	1	µg/L	--	1.0 U	0.2 U	0.2 U	0.2 U	0.2 U	10 U	10 U	10 U	10 U	10 U	10 U	10 U
Fluoranthene	1,000	µg/L	10 U	0.2 U	0.2 U	0.2 U	0.2 U	0.2 U	10 U	10 U	10 U	10 U	10 U	10 U	10 U
Fluorene	1,000	µg/L	10 U	0.2 U	0.2 U	0.2 U	0.2 U	0.2 U	10 U	10 U	10 U	10 U	10 U	10 U	10 U
Indeno(1,2,3-cd)pyrene	0.4	µg/L	0.05 U	0.2 U	0.2 U	0.2 U	0.2 U	0.2 U	10 U	10 U	10 U	10 U	10 U	10 U	10 U
Naphthalene	20	µg/L	10 U	0.2 U	0.2 U	0.2 U	0.2 U	0.2 U	10 U	10 U	10 U	10 U	10 U	10 U	10 U
Phenanthrene	10	µg/L	10 U	0.2 U	0.2 U	0.2 U	0.2 U	0.2 U	10 U	10 U	10 U	10 U	10 U	10 U	10 U
Pyrene	1,000	µg/L	10 U	0.2 U	0.2 U	0.2 U	0.2 U	0.2 U	10 UJ	10 U	10 U	10 U	10 U	10 U	10 U
Inorganic Compounds															
Aluminum (fume or dust)	*	mg/L	--	0.2 U	0.2 U	0.2 U	0.2 U	0.2 U	0.2 U	0.2 U	**0.38**	**0.13 B**	**0.13 B**	**15**	**2.4 N**
Antimony	0.01	mg/L	0.02 U	0.01 U	0.006 U	0.02 U	0.006 U	0.02 U	0.02 U	0.02 U	0.02 U	0.02 U	0.02 U	0.02 U	0.02 U
Arsenic	0.05	mg/L	0.05 U	0.01 U	0.01 U	0.01 U	0.01 U	0.01 U	0.01 U	0.01 U	0.01 U	0.0044 U	0.0036 U	0.01 U	0.01 U
Barium	2	mg/L	**0.22**	**0.381**	**0.375**	**0.38**	**0.38**	**0.38**	**0.33**	**0.39**	**0.38**	**0.39**	**0.39**	**0.53**	**0.4**
Beryllium	0.004	mg/L	0.01 U	0.005 U	0.004 U	0.004 U	0.004 U	0.004 U	0.004 U	0.004 U	0.004 U	0.00073 U	0.00068 U	0.004 U	0.004 U
Cadmium	0.005	mg/L	0.005 U	0.002 U	0.005 U	0.005 U	0.005 U	0.005 U	0.005 UJ	0.005 U	0.005 U	0.005 U	0.005 U	0.005 U	0.005 U
Calcium metal	*	mg/L	--	**26.4**	**24.4**	**26**	**25**	**28**	**25**	**27**	**25**	**26**	**27**	**40**	**27**
Chromium	0.1	mg/L	0.01 U	0.005 UJ	0.01 U	0.01 U	0.01 U	0.01 U	0.01 UJ	0.01 U	**0.0032 B**	0.01 U	0.002 U	**0.18 N**	**0.0063 B**
Cobalt	*	mg/L	--	0.007 UJ	0.01 U	0.01 U	0.01 U	0.01 U	0.01 UJ	**0.0025 B**	**0.006 B**	**0.0028 B**	**0.0036 B**	**0.14**	**0.021**
Copper	1.3	mg/L	0.01 U	0.025 U	0.02 U	0.02 U	0.02 U	0.02 U	0.02 U	**0.002 B**	**0.0062 B**	0.0015 U	0.0019 U	**0.21 N**	**0.027**
Cyanide	0.2	mg/L	0.01 U	0.01 UJ	0.01 U	0.01 U	0.01 U	0.01 U	0.015 U	0.01 U	0.01 U	0.01 U	0.01 U	0.01 U	0.01 U
Iron	*	mg/L	--	**1.42**	**1.2**	**1.5**	**1.2**	**1.3**	**1.3**	**1.3**	**1.8**	**1.6**	**1.6**	**28**	**5.0**
Lead	0.015	mg/L	0.01 U	0.003 U	0.005 U	0.005 U	0.005 U	0.005 U	0.005 UJ	0.005 U	0.005 U	0.005 U	0.005 U	**0.003 B**	0.005 U
Magnesium	*	mg/L	< 0.0002	--	**12.1**	**9.83**	**11**	**10**	**11**	**10**	**12**	**10**	**11**	**11**	**23**
Manganese	*	mg/L	< 0.02	--	**0.355**	**0.321**	**0.36**	**0.34**	**0.35**	**0.35**	**0.32**	**0.33**	**0.37 J**	**0.37 J**	**0.78 N**
Mercury	0.002	mg/L	0.0002 U	0.0002 UJ	0.0002 U	0.0002 U	0.0002 U	0.0002 U	0.0002 U	0.0002 U	**0.000077 B**	0.0002 U	0.0002 U	0.0002 U	0.00020 U
Nickel	0.1	mg/L	0.02 U	0.04 U	0.04 U	0.04 U	0.04 U	0.04 U	0.04 UJ	0.04 U	0.04 U	0.04 U	0.04 U	**0.1**	0.04 U
Potassium	*	mg/L	--	5 U	**2.98**	**3.6**	**3.5**	**3.6**	**3**	**3.5**	**3.7**	**3.6 J**	**3.6 J**	**5.3**	**3.6**
Selenium	0.05	mg/L	0.02 U	0.005 U	0.01 U	0.01 U	0.01 U	0.01 U	0.01 U	0.01 U	0.01 U	0.01 U	0.01 U	0.01 U	0.01 U
Sodium	*	mg/L	--	**13.1**	**12.3**	**12**	**12**	**13**	**13**	**13**	**13**	**12**	**12**	**14**	**13**
Thallium	0.002	mg/L	0.001 U	0.001 U	0.001 U	0.002 U	0.001 U	0.001 U	0.002 U	0.002 U	0.002 UN	0.002 U	0.002 U	0.002 U	0.002 U
Vanadium (fume or dust)	0.2	mg/L	0.01 U	0.007 U	0.01 U	0.01 U	0.01 U	0.01 U	0.01 UJ	0.01 U	0.01 U	0.01 U	0.01 U	**0.046**	**0.0072 B**
Zinc	2	mg/L	0.02 U	0.02 U	0.02 U	0.02 U	0.02 U	0.02 U	**0.03**	**0.051**	0.02 U	0.02 U	0.02 U	**0.054**	**0.0086 B**

Notes:
* - Not a HSRA regulated compound
ISCO - *in-situ* chemical oxidation
** - Resampled in August 2007 for VOCs only

Data Qualifier Defintions:
-- - Not analyzed
B (Inorganics) - Estimated analyte concentration
D - Analyte concentration reported from secondary dilution
DB - Analyte concentration reported from secondary dilution; analyte detected in method blank
H - Holding time exceeded for sample
J - Estimated analyte concentration
JB (Organic) - Estimated analyte concentration; analyte detected in method blank
Bold = Exceeds the laboratory detection limit
Bold and shaded - Analyte concentration exceeds the Type 1 RRS

Appendix E-2
Summary of Historical Groundwater Sampling Data - Transition Zone and Bedrock Monitoring Wells
January 2001 through July 2017
Atlanta Gas Light Company
Former Manufactured Gas Plant Site
Augusta, Georgia

Chemical Name	Type 1 Risk Reduction Standard	Location ID	MW-309TZ																	
		Sample Date	7/21/2009	1/20/2009	07/23/2008	1/9/2008	7/12/2007	2/14/2007	7/12/2006	1/11/2006	7/21/2005	1/20/2005	7/14/2004	1/20/2004	7/16/2003	1/15/2003	7/10/2002	1/16/2002	7/12/2001	1/24/2001
		Unit	During Extraction						Pre-Extraction											
Volatile Organic Compounds																				
Acetone	4,000	µg/L	< 100	< 100	< 100	< 50	< 50	< 50	50 U	10 U	25 U	25 U	25 U	25 U	25 U	25 U	25 U	**72**	**65**	**17 J**
Benzene	5	µg/L	< 5.0	< 5.0	< 5.0	< 5.0	< 5	< 5	5 U	1.0 U	1.0 U	1.0 U	1.0 U	1.0 U	1.0 U	1.0 U	1.0 U	1.0 U	1.0 U	**0.12 J**
Carbon Disulfide	4,000	µg/L	< 5.0	< 5.0	< 5.0	< 5.0	< 5	< 5	5 U	1.0 U	1.0 U	1.0 U	1.0 U	1.0 U	**1.0**	**1.6**	**12**	**28**	**49**	**20**
Methylene Chloride	5	µg/L	< 5.0	< 5.0	< 5.0	< 5.0	< 5	< 5	5 U	1.0 U	5.0 U	5.0 U	5.0 U	5.0 U	5.0 U	5.0 U	**0.31 J**	5.0 U	5.0 U	**0.42 J**
Ethylbenzene	700	µg/L	< 5.0	< 5.0	< 5.0	< 5.0	< 5	< 5	5 U	1.0 U	1.0 U	1.0 U	1.0 U	1.0 U	1.0 U	1.0 U	1.0 U	1.0 U	1.0 U	1.0 U
Toluene	1,000	µg/L	< 5.0	< 5.0	< 5.0	< 5.0	< 5	< 5	5 U	1.0 U	**2.3**	1.0 U	**1.2**	**1.0**	1.0 U	**0.61 J**	**0.65 J**	**0.33 J**	**0.64 J**	**3.4**
Trichloroethylene	5	µg/L	< 5.0	< 5.0	< 5.0	< 5.0	< 5	< 5	5 U	1.0 U	1.0 U	1.0 U	1.0 U	1.0 U	1.0 U	1.0 U	1.0 U	1.0 U	1.0 U	1.0 U
Xylenes, total	2,000	µg/L	< 5.0	< 5.0	< 5.0	< 5.0	< 5	< 5	5 U	2.0 U	2.0 U	2.0 U	2.0 U	2.0 U	2.0 U	2.0 U	2.0 U	2.0 U	**0.37 J**	**0.55 J**
Semivolatile Organic Compounds																				
2-Methylnaphthalene	*	µg/L	--	--	--	--	--	--	--	0.2 U	0.2 U	0.2 U	0.2 U	0.2 U	10 U	10 U	10 U	10 U	10 U	10 U
Acenaphthene	2,000	µg/L	< 0.20	< 0.19	< 0.19	< 10	< 10	< 10	10 U	0.2 U	0.2 U	0.2 U	0.2 U	0.2 U	10 U	10 U	10 U	10 U	10 U	10 U
Acenaphthylene	10	µg/L	< 0.20	< 0.19	< 0.19	< 10	< 10	< 10	10 U	0.2 U	0.2 U	0.2 U	0.2 U	0.2 U	10 U	10 U	10 U	10 U	10 U	10 U
Anthracene	10	µg/L	< 0.20	< 0.19	< 0.19	< 10	< 10	< 10	10 U	0.2 U	0.2 U	0.2 U	0.2 U	0.2 U	10 U	10 U	10 U	10 U	10 U	10 U
Benz(a)anthracene	0.1	µg/L	< 0.20	< 0.19	< 0.19	< 0.05	< 0.05	< 0.05	0.05 U	0.2 U	0.2 U	0.2 U	0.2 U	0.2 U	10 U	10 U	10 U	10 U	10 U	**0.4 J**
Benzo(a)pyrene	0.2	µg/L	< 0.20	< 0.19	< 0.19	< 0.05	< 0.05	< 0.05	0.05 U	0.2 U	0.2 U	0.2 U	0.2 U	0.2 U	10 U	10 U	10 U	10 U	10 U	10 U
Benzo(b)fluoranthene	0.2	µg/L	< 0.20	< 0.19	< 0.19	< 0.10	< 0.1	< 0.1	0.1 U	0.2 U	0.2 U	0.2 U	0.2 U	0.2 U	10 U	10 U	10 U	10 U	10 U	10 U
Benzo(g,h,i)perylene	10	µg/L	< 0.20	< 0.19	< 0.19	< 10	< 10	< 10	10 U	0.2 U	0.2 U	0.2 U	0.2 U	0.2 U	10 U	10 U	10 U	10 U	10 U	10 U
Benzo(k)fluoranthene	10	µg/L	< 0.20	< 0.19	< 0.19	< 10	< 10	< 10	10 U	0.2 U	0.2 U	0.2 U	0.2 U	0.2 U	10 U	10 U	10 U	10 U	10 U	10 U
Chrysene	0.2	µg/L	< 0.20	< 0.19	< 0.19	< 0.05	< 0.05	< 0.05	0.05 U	0.2 U	0.2 U	0.2 U	0.2 U	0.2 U	10 U	10 U	10 U	10 U	10 U	10 U
Dibenzo(a,h)anthracene	0.3	µg/L	< 0.20	< 0.19	< 0.19	< 0.10	< 0.1	< 0.1	0.1 U	0.2 U	0.2 U	0.2 U	0.2 U	0.2 U	10 U	10 U	10 U	10 U	10 U	10 U
Dibenzofuran	1	µg/L	--	--	--	--	--	--	--	1.0 U	0.2 U	0.2 U	0.2 U	0.2 U	10 U	10 U	10 U	10 U	10 U	10 U
Fluoranthene	1,000	µg/L	< 0.20	< 0.19	< 0.19	< 10	< 10	< 10	10 U	0.2 U	0.2 U	0.2 U	0.2 U	0.2 U	10 U	10 U	10 U	10 U	10 U	10 U
Fluorene	1,000	µg/L	< 0.20	< 0.19	< 0.19	< 10	< 10	< 10	10 U	0.2 U	0.2 U	0.2 U	0.2 U	0.2 U	10 U	10 U	10 U	10 U	10 U	10 U
Indeno(1,2,3-cd)pyrene	0.4	µg/L	< 0.20	< 0.19	< 0.19	< 0.05	< 0.05	< 0.05	0.05 U	0.2 U	0.2 U	0.2 U	0.2 U	0.2 U	10 U	10 U	10 U	10 U	10 U	10 U
Naphthalene	20	µg/L	< 0.20	**0.036 J**	**0.10 J**	< 10	< 10	< 10	10 U	0.2 U	0.2 U	0.2 U	0.2 U	0.2 U	10 U	10 U	10 U	10 U	10 U	10 U
Phenanthrene	10	µg/L	< 0.20	< 0.19	< 0.19	< 10	< 10	< 10	10 U	0.2 U	0.2 U	0.2 U	0.2 U	0.2 U	10 U	10 U	10 U	10 U	10 U	10 U
Pyrene	1,000	µg/L	< 0.20	< 0.19	< 0.19	< 10	< 10	< 10	10 U	0.2 U	0.2 U	0.2 U	0.2 U	0.2 U	10 U	10 U	10 U	10 U	10 U	10 U
Inorganic Compounds																				
Aluminum (fume or dust)	*	mg/L	--	--	--	--	--	--	--	**0.306**	**0.358**	**0.48**	**0.39**	**0.51**	**0.7**	**0.85**	**2.9**	**29**	**4.7**	**22**
Antimony	0.01	mg/L	< 0.020	< 0.020	< 0.02	< 0.02	< 0.02	< 0.02	0.02 U	0.01 U	0.006 U	0.02 U	0.006 U	0.02 U	0.02 U	0.020 U	0.02 U	0.02 U	0.02 U	0.02 U
Arsenic	0.05	mg/L	< 0.020	< 0.010	< 0.01	< 0.05	< 0.05	< 0.05	0.05 U	0.01 U	0.01 U	0.01 U	0.01 U	0.01 U	0.01 U	0.010 U	0.01 U	**0.0039 B**	0.01 U	0.01 U
Barium	2	mg/L	**0.48**	**0.38**	**0.53**	**0.511**	**0.460**	**0.406**	**0.336**	**0.248**	**0.245**	**0.22**	**0.17**	**0.17**	**0.12**	**0.15**	**0.069**	**0.29**	**0.068**	**0.25**
Beryllium	0.004	mg/L	< 0.0040	< 0.0040	< 0.004	< 0.01	< 0.01	< 0.01	0.01 U	0.005 U	0.004 U	0.004 U	0.004 U	0.004 U	0.004 U	0.0040 U	0.004 U	**0.0015 B**	0.004 U	**0.0013 B**
Cadmium	0.005	mg/L	< 0.0050	< 0.0050	< 0.005	< 0.005	< 0.005	< 0.005	0.005 U	0.002 U	0.005 U	0.005 U	0.005 U	0.005 U	0.005 U	0.0050 U	0.005 U	**0.00092 B**	0.005 U	0.005 U
Calcium metal	*	mg/L	--	--	--	--	--	--	--	**23.5**	**37.2**	**26**	**25**	**31**	**24**	**46**	**41**	**71**	**82**	**120**
Chromium	0.1	mg/L	< 0.010	< 0.010	< 0.01	< 0.01	< 0.01	< 0.01	0.01 U	0.005 U	0.01 U	0.01 U	0.01 U	0.01 U	0.01 UJ	0.010 U	0.01 U	**0.034**	**0.0023 B**	**0.022**
Cobalt	*	mg/L	--	--	--	--	--	--	--	0.007 U	0.01 U	0.01 U	0.01 U	0.01 U	0.01 U	0.010 U	**0.0016 B**	**0.043**	**0.0027 B**	**0.029**
Copper	1.3	mg/L	< 0.020	< 0.020	< 0.02	< 0.01	< 0.01	< 0.01	0.01 U	0.025 U	0.02 U	0.02 U	0.02 U	0.02 U	0.02 U	0.020 U	**0.0027 B**	**0.082**	**0.0076 B**	**0.053**
Cyanide	0.2	mg/L	< 0.010	< 0.010	< 0.01	< 0.01	< 0.01	< 0.01	0.01 U	0.01 U	0.01 U	0.01 U	0.01 U	0.01 U	0.015 U	0.010 U	0.01 U	0.01 U	0.01 U	--
Iron	*	mg/L	--	--	--	--	--	--	--	**1.14**	0.1 U	**0.08**	**0.29**	**0.29**	**1.2**	**0.23**	**2**	**56**	**2.7**	**41**
Lead	0.015	mg/L	< 0.010	< 0.0050	< 0.005	< 0.01	< 0.01	< 0.01	0.01 U	0.003 U	0.005 U	0.005 U	0.005 U	0.005 U	0.005 U	0.0050 U	0.005 U	**0.015**	0.005 U	**0.01**
Magnesium	*	mg/L	--	--	--	--	--	--	--	**5.43**	**2.5**	**4.2**	**2.1**	**2.4**	**1.7**	**0.17 B**	**0.47 B**	**12**	**0.52**	**8.9**
Manganese	*	mg/L	--	--	--	--	--	--	--	**0.126**	0.01 U	**0.089**	**0.01**	**0.015**	0.04 U	**0.0037 B**	**0.027**	**0.59**	**0.027**	**0.47**
Mercury	0.002	mg/L	< 0.00020	< 0.00020	< 0.00020	< 0.00020	< 0.0002	< 0.0002	0.0002 U	0.0002 U	0.0002 U	0.0002 U	0.0002 U	0.0002 U	0.0002 U	0.00020 U	0.0002 U	0.0002 U	0.0002 U	0.00020 U
Nickel	0.1	mg/L	< 0.040	< 0.040	< 0.04	< 0.02	< 0.02	< 0.02	0.02 U	0.04 U	0.04 U	0.04 U	0.04 U	0.04 U	0.04 U	0.040 U	0.04 U	**0.035 B**	0.04 U	**0.024 B**
Potassium	*	mg/L	--	--	--	--	--	--	--	**5.58**	**5.66**	**5.6**	**5.8**	**5.8**	**6.2**	**7.0**	**5.6**	**13**	**9.1**	**15**
Selenium	0.05	mg/L	< 0.020	< 0.010	< 0.01	< 0.02	< 0.02	< 0.02	0.02 U	0.005 U	0.01 U	0.01 U	0.01 U	0.01 U	0.01 U	0.010 U	**0.0046 B**	0.01 U	0.01 U	0.01 U
Sodium	*	mg/L	--	--	--	--	--	--	--	**30.7**	**31.9**	**31**	**26**	**25**	**27**	**23**	**12**	**15**	**16**	**21**
Thallium	0.002	mg/L	< 0.0010	< 0.0010	< 0.001	< 1.00	< 1.00	< 1	0.001 U	0.001 U	0.001 U	0.002 U	0.001 U	0.001 U	0.002 U	0.0020 UWN	0.002 UWN	0.002 U	0.002 UW	0.002 U
Vanadium (fume or dust)	0.2	mg/L	< 0.010	< 0.010	< 0.01	< 0.01	< 0.01	< 0.01	0.01 U	0.007 U	0.01 U	0.01 U	0.01 U	0.01 U	0.01 U	0.010 U	**0.0051 B**	**0.095**	**0.011**	**0.068**
Zinc	2	mg/L	< 0.020	< 0.020	< 0.02	< 0.02	< 0.02	< 0.02	0.02 U	0.02 U	**0.027**	0.02 U	0.02 U	0.02 U	**0.02**	0.020 U	**0.011 B**	**0.13**	**0.0077 B**	**0.11**

Notes:
* - Not a HSRA regulated compound
ISCO - *in-situ* chemical oxidation
** - Resampled in August 2007 for VOCs only

Data Qualifier Defintions:
-- - Not analyzed
B (Inorganics) - Estimated analyte concentration
D - Analyte concentration reported from secondary dilution
DB - Analyte concentration reported from secondary dilution; analyte detected in method blank
H - Holding time exceeded for sample
J - Estimated analyte concentration
JB (Organic) - Estimated analyte concentration; analyte detected in method blank
Bold = Exceeds the laboratory detection limit
Bold and shaded - Analyte concentration exceeds the Type 1 RRS

Appendix E-2
Summary of Historical Groundwater Sampling Data - Transition Zone and Bedrock Monitoring Wells
January 2001 through July 2017
Atlanta Gas Light Company
Former Manufactured Gas Plant Site
Augusta, Georgia

Chemical Name	Type 1 Risk Reduction Standard	Location ID	MW-310BR																					
		Sample Date	7/26/2017	1/26/2017	7/27/2016	1/20/2016	7/27/2015	1/12/2015	7/15/2014	1/7/2014	7/9/2013	1/8/2013	7/24/2012	1/17/2012	7/5/2011	1/18/2011	7/15/2010	1/7/2010	7/27/2009	1/13/2009	7/22/2008	1/8/2008	7/12/2007	2/15/2007
		Unit	Post-Extraction					During Extraction																
Volatile Organic Compounds																								
Acetone	4,000	µg/L	< 50	< 50	< 50	< 50	< 50	< 50	< 50	< 50	< 50	< 100	< 100	< 5.0	< 5.0	< 5.0	< 100	< 100	< 100	< 100	< 100	< 50	< 50	< 50
Benzene	5	µg/L	< 5.0	< 5.0	< 5.0	< 5.0	< 5.0	< 5.0	< 5.0	< 5.0	< 5.0	< 5.0	< 5.0	< 0.25	< 0.25	< 0.25	< 5.0	< 5.0	< 5.0	< 5.0	< 5.0	< 5.0	< 5	< 5
Carbon Disulfide	4,000	µg/L	< 5.0	< 5.0	< 5.0	< 5.0	< 5.0	< 5.0	< 5.0	< 5.0	< 5.0	< 5.0	< 5.0	< 0.60	< 0.60 *	< 0.60	< 5.0	< 5.0	< 5.0	< 5.0	< 5.0	< 5.0	< 5	< 5
Ethylbenzene	700	µg/L	< 5.0	< 5.0	< 5.0	< 5.0	< 5.0	< 5.0	< 5.0	< 5.0	< 5.0	< 5.0	< 5.0	< 0.11	< 0.11	< 0.11	< 5.0	< 5.0	< 5.0	< 5.0	< 5.0	< 5.0	< 5	< 5
Methylene Chloride	5	µg/L	< 5.0	< 5.0	< 5.0	< 5.0	< 5.0	< 5.0	< 5.0	< 5.0	< 5.0	< 5.0	< 5.0	< 1.0	< 1.0	< 1.0	< 5.0	< 5.0	< 5.0	< 5.0	< 5.0	< 5.0	< 5	< 5
Toluene	1,000	µg/L	< 5.0	< 5.0	< 5.0	< 5.0	< 5.0	< 5.0	< 5.0	< 5.0	< 5.0	< 5.0	< 5.0	< 0.33	< 0.33	< 0.33	< 5.0	< 5.0	< 5.0	< 5.0	< 5.0	< 5.0	< 5	< 5
Trichloroethylene	5	µg/L	< 5.0	< 5.0	< 5.0	< 5.0	< 5.0	< 5.0	< 5.0	< 5.0	< 5.0	< 5.0	< 5.0	< 0.13	< 0.13	< 0.13	< 5.0	< 5.0	< 5.0	< 5.0	< 5.0	< 5.0	< 5	< 5
Xylenes, total	2,000	µg/L	< 5.0	< 5.0	< 5.0	< 5.0	< 5.0	< 5.0	< 5.0	< 5.0	< 5.0	< 5.0	< 5.0	< 0.20	< 0.20	< 0.20	< 5.0	< 5.0	< 5.0	< 5.0	< 5.0	< 5.0	< 5	< 5
Semivolatile Organic Compounds																								
Acenaphthene	2,000	µg/L	< 0.5	< 0.5	< 0.5	< 0.5	< 0.5	< 0.5	< 0.50	< 0.50	< 0.50	< 0.22	< 0.19	< 0.10	< 0.12	< 0.097	**1.1**	< 0.19	< 0.19	< 0.19	< 0.19	< 10	< 10	< 10
Acenaphthylene	10	µg/L	< 1.0	< 1.0	< 1.0	< 1.0	< 1.0	< 1	< 1.0	< 1.0	< 1.0	< 0.22	< 0.19	< 0.10	< 0.12	< 0.097	< 0.20	< 0.19	< 0.19	< 0.19	< 0.19	< 10	< 10	< 10
Anthracene	10	µg/L	< 0.05	**0.12**	**0.11**	**0.12**	< 0.05	< 0.05	< 0.05	< 0.05	< 0.05	< 0.22	< 0.19	< 0.10	< 0.12	< 0.097	< 0.20	< 0.19	< 0.19	< 0.19	< 0.19	< 10	< 10	< 10
Benz(a)anthracene	0.1	µg/L	< 0.05	< 0.05	< 0.05	< 0.05	< 0.05	< 0.05	< 0.05	< 0.05	< 0.05	< 0.22	< 0.19	< 0.10	< 0.12	< 0.097	**0.20**	< 0.19	< 0.19	< 0.19	< 0.19	< 0.05	< 0.05	< 0.05
Benzo(a)pyrene	0.2	µg/L	< 0.05	< 0.05	< 0.05	< 0.05	< 0.05	< 0.05	< 0.05	< 0.05	< 0.05	< 0.22	< 0.19	< 0.10	< 0.12	< 0.097	**0.35**	< 0.19	< 0.19	< 0.19	< 0.19	< 0.05	< 0.05	< 0.05
Benzo(b)fluoranthene	0.2	µg/L	< 0.1	< 0.1	< 0.1	< 0.1	< 0.1	< 0.10	< 0.10	< 0.10	< 0.10	< 0.22	< 0.19	< 0.10	< 0.12	< 0.097	**0.54**	< 0.19	< 0.19	< 0.19	< 0.19	< 0.10	< 0.1	< 0.1
Benzo(g,h,i)perylene	10	µg/L	< 0.1	< 0.1	< 0.1	< 0.1	< 0.1	< 0.1	< 0.10	< 0.10	< 0.10	< 0.22	< 0.19	< 0.10	< 0.12	< 0.097	**0.37**	< 0.19	< 0.19	< 0.19	< 0.19	< 10	< 10	< 10
Benzo(k)fluoranthene	10	µg/L	< 0.05	< 0.05	< 0.05	< 0.05	< 0.05	< 0.05	< 0.05	< 0.05	< 0.05	< 0.22	< 0.19	< 0.10	< 0.12	< 0.097	**0.44**	< 0.19	< 0.19	< 0.19	< 0.19	< 10	< 10	< 10
Chrysene	0.2	µg/L	< 0.05	< 0.05	< 0.05	< 0.05	< 0.05	< 0.05	< 0.05	< 0.05	< 0.05	< 0.22	< 0.19	< 0.047	< 0.056	< 0.043	**0.39**	< 0.19	< 0.19	< 0.19	< 0.19	< 0.05	< 0.05	< 0.05
Dibenzo(a,h)anthracene	0.3	µg/L	< 0.1	< 0.1	< 0.1	< 0.1	< 0.1	< 0.1	< 0.10	< 0.10	< 0.10	< 0.22	< 0.19	< 0.10	< 0.12	< 0.097	**0.11 J**	< 0.19	< 0.19	< 0.19	< 0.19	< 0.10	< 0.1	< 0.1
Fluoranthene	1,000	µg/L	< 0.1	< 0.1	< 0.1	< 0.1	< 0.1	< 0.10	< 0.10	< 0.10	< 0.10	< 0.22	< 0.19	< 0.10	< 0.12	< 0.097	**0.4**	< 0.19	< 0.19	< 0.19	< 0.19	< 10	< 10	< 10
Fluorene	1,000	µg/L	< 0.1	< 0.1	< 0.1	< 0.1	< 0.1	< 0.1	< 0.10	< 0.10	< 0.10	< 0.22	< 0.19	< 0.10	< 0.12	< 0.097	< 0.20	< 0.19	< 0.19	< 0.19	< 0.19	< 10	< 10	< 10
Indeno(1,2,3-cd)pyrene	0.4	µg/L	< 0.05	< 0.05	< 0.05	< 0.05	< 0.05	< 0.05	< 0.05	< 0.05	< 0.05	< 0.22	< 0.19	< 0.10	< 0.12	< 0.097	**0.39**	< 0.19	< 0.19	< 0.19	< 0.19	< 0.05	< 0.05	< 0.05
Naphthalene	20	µg/L	< 0.5	< 0.5	< 0.5	< 0.5	< 0.5	**7.6**	< 0.50	< 0.50	< 0.50	< 0.22	**0.25**	< 0.10	< 0.12	< 0.097	< 0.20	< 0.19	< 0.19	< 0.19	< 0.19	< 10	< 10	< 10
Phenanthrene	10	µg/L	< 0.05	< 0.05	< 0.05	< 0.05	< 0.05	< 0.05	< 0.05	< 0.05	< 0.05	< 0.22	< 0.19	< 0.10	< 0.12	< 0.097	< 0.20	< 0.19	< 0.19	< 0.19	< 0.19	< 10	< 10	< 10
Pyrene	1,000	µg/L	< 0.05	< 0.05	< 0.05	< 0.05	< 0.05	< 0.05	< 0.05	< 0.05	< 0.05	< 0.22	< 0.19	< 0.10	< 0.12	< 0.097	**0.39**	< 0.19	< 0.19	< 0.19	< 0.19	< 10	< 10	< 10
Inorganic Compounds																								
Antimony	0.01	mg/L	< 0.006	< 0.006	< 0.006	< 0.006	< 0.02	< 0.02	< 0.02	< 0.02	< 0.02	< 0.02	< 0.02	< 0.0053	< 0.0053	< 0.0053	< 0.020	< 0.020	< 0.020	< 0.020	< 0.02	< 0.02	< 0.02	< 0.02
Arsenic	0.05	mg/L	< 0.05	< 0.05	< 0.05	< 0.05	< 0.05	< 0.05	< 0.05	< 0.05	< 0.05	< 0.02	< 0.02	< 0.0046	< 0.0046	< 0.0046	< 0.020	< 0.020	< 0.020	< 0.010	< 0.01	< 0.05	< 0.05	< 0.05
Barium	2	mg/L	**0.262**	**0.299**	**0.566**	**0.397**	**0.479**	**0.142**	**0.192**	**0.261**	**0.209**	**0.23**	**0.20**	**0.21**	**0.21**	**0.22**	**0.53**	**0.27**	**0.19**	**0.13**	**0.21**	**0.228**	**0.221**	**0.243**
Beryllium	0.004	mg/L	< 0.004	< 0.004	< 0.004	< 0.004	< 0.01	< 0.01	< 0.01	< 0.01	< 0.01	< 0.0040	< 0.0040	< 0.00020	< 0.00020	< 0.00020	< 0.0040	< 0.0040	< 0.0040	< 0.0040	< 0.004	< 0.01	< 0.01	< 0.01
Cadmium	0.005	mg/L	< 0.005	< 0.005	< 0.005	< 0.005	< 0.005	< 0.005	< 0.005	< 0.005	< 0.005	< 0.0050	< 0.0050	< 0.0020	< 0.0020	< 0.0020	< 0.0050	< 0.0050	< 0.0050	< 0.0050	< 0.005	< 0.005	< 0.005	< 0.005
Chromium	0.1	mg/L	< 0.01	< 0.01	< 0.01	< 0.01	< 0.01	< 0.01	< 0.01	< 0.01	< 0.01	< 0.010	< 0.010	< 0.0012	< 0.0012	< 0.0012	**0.0012 J**	< 0.010	< 0.010	< 0.010	< 0.01	< 0.01	< 0.01	< 0.01
Copper	1.3	mg/L	< 0.01	< 0.01	< 0.01	**0.0127**	< 0.01	< 0.01	< 0.01	< 0.01	< 0.01	< 0.02	< 0.02	**0.0026 J**	< 0.0019	**0.0020 J**	< 0.020	< 0.020	< 0.020	**0.033**	**0.0068 J**	< 0.01	< 0.01	< 0.01
Cyanide	0.2	mg/L	< 0.01	< 0.01	< 0.01	< 0.01	< 0.01	< 0.01	< 0.01	< 0.01	< 0.01	< 0.010	< 0.010	< 0.0050	**0.016**	< 0.0050	< 0.010	< 0.010	< 0.010	< 0.010	< 0.01	< 0.01	< 0.01	< 0.01
Lead	0.015	mg/L	< 0.01	< 0.01	< 0.01	< 0.01	< 0.01	< 0.01	< 0.01	< 0.01	< 0.01	< 0.010	< 0.010	< 0.0040	< 0.0040	< 0.0040	< 0.010	< 0.010	< 0.010	< 0.0050	< 0.005	< 0.01	< 0.01	< 0.01
Mercury	0.002	mg/L	< 0.0002	< 0.0002	< 0.0002	< 0.0002	< 0.0002	< 0.00020	< 0.00020	< 0.00020	< 0.00020	< 0.00020	< 0.00020	< 0.000091	< 0.000091	< 0.000091	< 0.00020	< 0.00020	< 0.00020	< 0.00020	< 0.00020	< 0.00020	< 0.0002	< 0.0002
Nickel	0.1	mg/L	< 0.02	< 0.02	< 0.02	< 0.02	< 0.02	< 0.02	< 0.02	< 0.02	< 0.02	< 0.04	< 0.04	**0.0030 J**	**0.0045 J**	< 0.0023	< 0.040	< 0.040	< 0.040	**0.027 J**	**0.0043 J**	< 0.02	< 0.02	< 0.02
Selenium	0.05	mg/L	< 0.02	< 0.02	< 0.02	< 0.02	< 0.02	< 0.02	< 0.02	< 0.02	< 0.02	< 0.020	< 0.020	< 0.0064	< 0.0064	< 0.0064	< 0.020	< 0.020	< 0.020	< 0.010	< 0.01	< 0.02	< 0.02	< 0.02
Thallium	0.002	mg/L	< 0.002	< 0.002	< 0.002	< 0.002	< 0.02	< 0.02	< 0.02	< 0.02	< 0.02	< 0.0010	< 0.0010	< 0.00025	< 0.00025	< 0.00025	< 0.0010	< 0.0010	< 0.0010	< 0.0010	< 0.001	< 1.00	< 1.00	< 1
Vanadium (fume or dust)	0.2	mg/L	< 0.01	< 0.01	< 0.01	< 0.01	< 0.01	< 0.01	< 0.01	< 0.01	< 0.01	< 0.010	< 0.010	< 0.0024	< 0.0024	< 0.0024	< 0.010	< 0.010	< 0.010	< 0.010	< 0.01	< 0.01	< 0.01	< 0.01
Zinc	2	mg/L	< 0.02	< 0.02	< 0.02	< 0.02	< 0.02	< 0.02	< 0.02	< 0.02	< 0.02	< 0.020	< 0.020	< 0.0087	< 0.0087	< 0.0087	< 0.020	< 0.020	< 0.020	**0.010 J**	< 0.02	< 0.02	< 0.02	< 0.02

Notes:
* - Not a HSRA regulated compound
ISCO - *in-situ* chemical oxidation
** - Resampled in August 2007 for VOCs only

Data Qualifier Defintions:
-- - Not analyzed
B (Inorganics) - Estimated analyte concentration
D - Analyte concentration reported from secondary dilution
DB - Analyte concentration reported from secondary dilution; analyte detected in method blank
H - Holding time exceeded for sample
J - Estimated analyte concentration
JB (Organic) - Estimated analyte concentration; analyte detected in method blank
Bold = Exceeds the laboratory detection limit
Bold and shaded - Analyte concentration exceeds the Type 1 RRS

Appendix E-2
Summary of Historical Groundwater Sampling Data - Transition Zone and Bedrock Monitoring Wells
January 2001 through July 2017
Atlanta Gas Light Company
Former Manufactured Gas Plant Site
Augusta, Georgia

Chemical Name	Type 1 Risk Reduction Standard	Location ID	MW-310BR (Continued)												
		Sample Date	7/11/2006	1/13/2006	7/20/2005	1/20/2005	7/15/2004	1/22/2004	7/16/2003	1/21/2003	7/16/2002	7/02 DUP	1/21/2002	1/18/2001	7/17/2001
		Unit	Pre-Extraction												
Volatile Organic Compounds															
Acetone	4,000	µg/L	50 U	10 U	25 U	25 U	25 U	25 U	25 U	25 U	25 U	25 U	25 U	25 U	25 U
Benzene	5	µg/L	5 U	1.0 U	1.0 U	1.0 U	1.0 U	1.0 U	1.0 U	1.0 U	**2.0**	**2.4**	1.0 U	1.0 U	**0.23 J**
Carbon Disulfide	4,000	µg/L	5 U	1.0 U	1.0 U	1.0 U	1.0 U	1.0 U	1.0 U	1.0 U	1.0 U	1.0 U	1.0 U	1.0 U	1.0 U
Ethylbenzene	700	µg/L	5 U	1.0 U	1.0 U	1.0 U	1.0 U	1.0 U	1.0 U	1.0 U	**1.6**	**1.5**	1.0 U	1.0 U	1.0 U
Methylene Chloride	5	µg/L	5 U	1.0 U	5.0 U	5.0 U	5.0 U	5.0 U	5.0 U	5.0 U	5.0 U	5.0 U	5.0 U	5.0 U	5.0 U
Toluene	1,000	µg/L	5 U	1.0 U	1.0 U	1.0 U	1.0 U	1.0 U	1.0 U	1.0 U	1.0 U	**0.34 J**	1.0 U	1.0 U	**0.33 J**
Trichloroethylene	5	µg/L	5 U	1.0 U	1.0 U	1.0 U	1.0 U	1.0 U	1.0 U	1.0 U	1.0 U	1.0 U	1.0 U	1.0 U	1.0 U
Xylenes, total	2,000	µg/L	5 U	2.0 U	2.0 U	2.0 U	2.0 U	2.0 U	2.0 U	2.0 U	**0.7 J**	**0.7 J**	2.0 U	2.0 U	**1.2 J**
Semivolatile Organic Compounds															
2-Methylnaphthalene	*	µg/L	--	0.2 U	0.2 U	0.2 U	0.2 U	0.2 U	10 U	10 U	**0.58 J**	**0.78 J**	10 U	10 U	10 U
Acenaphthene	2,000	µg/L	10 U	0.2 U	0.2 U	0.2 U	**0.45**	**0.48**	10 U	10 U	**0.56 J**	**0.59 J**	**0.5 J**	10 U	10 U
Acenaphthylene	10	µg/L	10 U	0.2 U	0.2 U	0.2 U	0.2 U	0.2 U	10 U	10 U	10 U	10 U	10 U	10 U	10 U
Anthracene	10	µg/L	10 U	0.2 U	0.2 U	0.2 U	0.2 U	0.2 U	10 U	10 U	10 U	10 U	10 U	10 U	10 U
Benz(a)anthracene	0.1	µg/L	0.05 U	0.2 U	0.2 U	0.2 U	0.2 U	0.2 U	10 U	10 U	10 U	10 U	10 U	10 U	10 U
Benzo(a)pyrene	0.2	µg/L	0.05 U	0.2 U	0.2 U	0.2 U	0.2 U	0.2 U	10 U	10 U	10 U	10 U	10 U	10 U	10 U
Benzo(b)fluoranthene	0.2	µg/L	0.1 U	0.2 U	0.2 U	0.2 U	0.2 U	0.2 U	10 U	10 U	10 U	10 U	10 U	10 U	10 U
Benzo(g,h,i)perylene	10	µg/L	10 U	0.2 U	0.2 U	0.2 U	0.2 U	0.2 U	10 U	10 U	10 U	10 U	10 U	10 U	10 U
Benzo(k)fluoranthene	10	µg/L	10 U	0.2 U	0.2 U	0.2 U	0.2 U	0.2 U	10 U	10 U	10 U	10 U	10 U	10 U	10 U
Chrysene	0.2	µg/L	0.05 U	0.2 U	0.2 U	0.2 U	0.2 U	0.2 U	10 U	10 U	10 U	10 U	10 U	10 U	10 U
Dibenzo(a,h)anthracene	0.3	µg/L	0.1 U	0.2 U	0.2 U	0.2 U	0.2 U	0.2 U	10 U	10 U	10 U	10 U	10 U	10 U	10 U
Dibenzofuran	1	µg/L	--	1.0 U	0.2 U	0.2 U	0.2 U	0.2 U	10 U	10 U	10 U	10 U	10 U	10 U	10 U
Fluoranthene	1,000	µg/L	10 U	0.2 U	0.2 U	0.2 U	0.2 U	0.2 U	10 U	10 U	10 U	10 U	10 U	10 U	10 U
Fluorene	1,000	µg/L	10 U	0.2 U	0.2 U	0.2 U	0.2 U	0.2 U	10 U	10 U	10 U	10 U	10 U	10 U	10 U
Indeno(1,2,3-cd)pyrene	0.4	µg/L	0.05 U	0.2 U	0.2 U	0.2 U	0.2 U	0.2 U	10 U	10 U	10 U	10 U	10 U	10 U	10 U
Naphthalene	20	µg/L	10 U	0.2 U	0.2 U	0.2 U	0.2 U	0.2 U	10 U	10 U	**5.1 J**	**6.3 J**	10 U	10 U	10 U
Phenanthrene	10	µg/L	10 U	0.2 U	0.2 U	0.2 U	0.2 U	0.2 U	10 U	10 U	10 U	10 U	10 U	10 U	10 U
Pyrene	1,000	µg/L	10 U	0.2 U	0.2 U	0.2 U	0.2 U	0.2 U	10 U	10 U	10 U	10 U	10 U	10 U	10 U
Inorganic Compounds															
Aluminum (fume or dust)	*	mg/L	--	0.2 U	0.2 U	0.2 U	0.2 U	0.2 U	0.2 U	0.2 U	**0.044 B**	**0.085 B**	**8.3**	**0.11 B**	**0.095 BN**
Antimony	0.01	mg/L	0.02 U	0.01 U	0.006 U	0.02 U	0.006 U	0.02 U	0.02 U	0.02 U	0.02 U	0.02 U	0.02 U	0.02 U	0.02 U
Arsenic	0.05	mg/L	0.05 U	0.01 U	0.01 U	0.01 U	0.01 U	0.01 U	0.01 U	0.01 U	0.01 U	0.01 U	0.01 U	0.01 U	0.01 U
Barium	2	mg/L	**0.13**	**0.206**	**0.205**	**0.2**	**0.19**	**0.18**	**0.17**	**0.22**	**0.19**	**0.19**	**0.26**	**0.18**	**0.18**
Beryllium	0.004	mg/L	0.01 U	0.005 U	0.004 U	0.004 U	0.004 U	0.004 U	0.004 U	0.004 U	0.004 U	0.004 U	0.004 U	0.004 U	0.004 U
Cadmium	0.005	mg/L	0.005 U	0.002 U	0.005 U	0.005 U	0.005 U	0.005 U	0.005 U	0.005 U	0.005 U	0.005 U	0.005 U	0.005 U	0.005 U
Calcium metal	*	mg/L	--	**10.8**	**12.2**	**11**	**9.8**	**10**	**8.6**	**15**	**10**	**10**	**16**	**10**	**9.9**
Chromium	0.1	mg/L	0.01 U	0.005 U	0.01 U	0.01 U	0.01 U	0.01 U	0.01 UJ	0.01 U	0.01 U	0.01 U	**0.0089 B**	0.01 U	0.01 U
Cobalt	*	mg/L	--	0.007 U	0.01 U	0.01 U	0.01 U	0.01 U	0.01 U	0.01 U	**0.0016 B**	**0.002 B**	**0.0075 B**	0.01 U	0.01 U
Copper	1.3	mg/L	**0.0353**	0.025 U	0.02 U	0.02 U	0.02 U	0.02 U	0.02 U	**0.012 B**	**0.0051 B**	**0.007 B**	**0.05**	**0.0014 B**	**0.0026 B**
Cyanide	0.2	mg/L	0.01 U	0.01 U	0.01 U	0.01 U	0.01 U	0.01 U	0.015 U	0.01 U	0.01 U	0.01 U	0.01 U	0.01 U	0.01 U
Iron	*	mg/L	--	**5.78**	**6.25**	**5.4**	**4.9**	**5.2**	**4.4**	**5.8**	**5**	**5.1**	**18**	**5.2**	**5.1**
Lead	0.015	mg/L	0.01 U	0.003 U	0.005 U	0.005 U	0.005 U	0.005 U	0.005 U	0.005 U	0.005 U	0.005 U	**0.0019 B**	0.005 U	0.005 U
Magnesium	*	mg/L	< 0.0002	--	**6.16**	**6.69**	**5.8**	**5.3**	**5.5**	**5**	**6.4**	**5.4**	**5.5**	**9**	**5.5**
Manganese	*	mg/L	< 0.02	--	**0.798**	**0.821**	**0.77**	**0.72**	**0.73**	**0.64**	**0.81**	**0.71**	**0.72**	**1.1**	**0.7**
Mercury	0.002	mg/L	0.0002 U	0.0002 U	0.0002 U	0.0002 U	0.0002 U	0.0002 U	0.0002 U	0.0002 U	0.0002 U	0.0002 U	0.0002 U	0.00020 U	0.0002 U
Nickel	0.1	mg/L	**0.0397**	0.04 U	0.04 U	0.04 U	0.04 U	0.04 U	0.04 U	**0.0069 B**	**0.0063 B**	**0.006 B**	**0.017 B**	0.04 U	0.04 U
Potassium	*	mg/L	--	5 U	**2.93**	**2.8**	**2.6**	**2.6**	**1.8**	**2.9**	**2.6**	**2.6**	**3.7**	**2.7**	**2.6**
Selenium	0.05	mg/L	0.02 U	0.005 U	0.01 U	0.01 U	0.01 U	0.01 U	0.01 U	0.01 U	0.01 U	**0.005 B**	0.01 U	0.01 U	0.01 U
Sodium	*	mg/L	--	**14.3**	**16.7**	**13**	**13**	**13**	**12**	**13**	**12**	**12**	**13**	**12**	**12**
Thallium	0.002	mg/L	0.001 U	0.001 U	0.001 U	0.002 U	0.001 U	0.001 U	0.002 U	0.002 UW	0.002 UW	0.002 UW	0.002 U	0.002 UW	0.002 UWN
Vanadium (fume or dust)	0.2	mg/L	0.01 U	0.007 U	0.01 U	0.01 U	0.01 U	0.01 U	0.01 U	0.01 U	0.01 U	0.01 U	**0.051**	0.01 U	0.01 U
Zinc	2	mg/L	0.02 U	0.02 U	0.02 U	0.02 U	0.02 U	0.02 U	**0.03**	**0.02**	0.02 U	0.02 U	**0.024**	**0.0077 B**	0.02 U

Notes:
* - Not a HSRA regulated compound
ISCO - *in-situ* chemical oxidation
** - Resampled in August 2007 for VOCs only

Data Qualifier Defintions:
-- - Not analyzed
B (Inorganics) - Estimated analyte concentration
D - Analyte concentration reported from secondary dilution
DB - Analyte concentration reported from secondary dilution; analyte detected in method blank
H - Holding time exceeded for sample
J - Estimated analyte concentration
JB (Organic) - Estimated analyte concentration; analyte detected in method blank
Bold = Exceeds the laboratory detection limit
Bold and shaded - Analyte concentration exceeds the Type 1 RRS

Appendix E-2
Summary of Historical Groundwater Sampling Data - Transition Zone and Bedrock Monitoring Wells
January 2001 through July 2017
Atlanta Gas Light Company
Former Manufactured Gas Plant Site
Augusta, Georgia

Chemical Name	Type 1 Risk Reduction Standard	Location ID	MW-310TZ																
		Sample Date	7/21/2009	1/14/2009	07/22/2008	1/9/2008	7/10/2007	2/15/2007	7/11/2006	1/14/2006	1/20/2005	7/20/2005	7/05 DUP	1/20/2005	7/15/2004	1/22/2004	7/16/2003	1/16/2003	7/10/2002
		Unit	During Extraction						Pre-Extraction										
Volatile Organic Compounds																			
Acetone	4,000	µg/L	< 100	< 100	< 100	< 50	< 50	< 50	50 U	10 U	25 U	25 U	25 U	25 U	25 U	25 U	25 U	25 U	25 U
Benzene	5	µg/L	< 5.0	< 5.0	< 5.0	< 5.0	< 5	< 5	5 U	1.0 U	1.0 U	1.0 U	1.0 U	1.0 U	1.0 U	1.0 U	1.0 U	**0.1 J**	1.0 U
Carbon Disulfide	4,000	µg/L	< 5.0	< 5.0	< 5.0	< 5.0	< 5	< 5	5 U	1.0 U	1.0 U	1.0 U	1.0 U	1.0 U	1.0 U	1.0 U	1.0 U	**0.36 J**	1.0 U
Methylene Chloride	5	µg/L	< 5.0	< 5.0	< 5.0	< 5.0	< 5	< 5	5 U	1.0 U	5.0 U	5.0 U	5.0 U	5.0 U	5.0 U	5.0 U	5.0 U	5.0 U	5.0 U
Ethylbenzene	700	µg/L	< 5.0	< 5.0	< 5.0	< 5.0	< 5	< 5	5 U	1.0 U	1.0 U	1.0 U	1.0 U	1.0 U	1.0 U	1.0 U	1.0 U	**0.15 J**	1.0 U
Toluene	1,000	µg/L	< 5.0	< 5.0	< 5.0	< 5.0	< 5	< 5	5 U	1.0 U	1.0 U	1.0 U	1.0 U	1.0 U	1.0 U	1.0 U	1.0 U	1.0 U	1.0 U
Trichloroethylene	5	µg/L	< 5.0	< 5.0	< 5.0	< 5.0	< 5	< 5	5 U	1.0 U	1.0 U	1.0 U	1.0 U	1.0 U	1.0 U	1.0 U	1.0 U	1.0 U	1.0 U
Xylenes, total	2,000	µg/L	< 5.0	< 5.0	< 5.0	< 5.0	< 5	< 5	5 U	2.0 U	2.0 U	2.0 U	2.0 U	2.0 U	2.0 U	2.0 U	2.0 U	2.0 U	2.0 U
Semivolatile Organic Compounds																			
2-Methylnaphthalene	*	µg/L	--	--	--	--	--	--	--	0.2 U	0.2 U	0.2 U	0.2 U	0.2 U	0.2 U	0.2 U	10 U	10 U	10 U
Acenaphthene	2,000	µg/L	< 0.19	**0.038 J**	**0.030 J**	< 10	< 10	< 10	10 U	0.2 U	0.2 U	**0.23**	**0.24**	0.2 U	0.2 U	0.2 U	10 U	10 U	**0.3 J**
Acenaphthylene	10	µg/L	< 0.19	< 0.19	< 0.19	< 10	< 10	< 10	10 U	0.2 U	0.2 U	0.2 U	0.2 U	0.2 U	0.2 U	0.2 U	10 U	10 U	10 U
Anthracene	10	µg/L	< 0.19	< 0.19	< 0.19	< 10	< 10	< 10	10 U	0.2 U	0.2 U	0.2 U	0.2 U	0.2 U	0.2 U	0.2 U	10 U	10 U	10 U
Benz(a)anthracene	0.1	µg/L	< 0.19	< 0.19	< 0.19	< 0.05	< 0.05	< 0.05	0.05 U	0.2 U	0.2 U	0.2 U	0.2 U	0.2 U	0.2 U	0.2 U	10 U	10 U	10 U
Benzo(a)pyrene	0.2	µg/L	< 0.19	< 0.19	< 0.19	< 0.05	**0.18**	< 0.05	0.05 U	0.2 U	0.2 U	0.2 U	0.2 U	0.2 U	0.2 U	0.2 U	10 U	10 U	10 U
Benzo(b)fluoranthene	0.2	µg/L	< 0.19	< 0.19	< 0.19	< 0.10	**0.15**	< 0.1	0.1 U	0.2 U	0.2 U	0.2 U	0.2 U	0.2 U	0.2 U	0.2 U	10 U	10 U	10 U
Benzo(g,h,i)perylene	10	µg/L	< 0.19	< 0.19	< 0.19	< 10	< 10	< 10	10 U	0.2 U	0.2 U	0.2 U	0.2 U	0.2 U	0.2 U	0.2 U	10 U	10 U	10 U
Benzo(k)fluoranthene	10	µg/L	< 0.19	< 0.19	< 0.19	< 10	< 10	< 10	10 U	0.2 U	0.2 U	0.2 U	0.2 U	0.2 U	0.2 U	0.2 U	10 U	10 U	10 U
Chrysene	0.2	µg/L	< 0.19	< 0.19	< 0.19	< 0.05	**0.060**	< 0.05	0.05 U	0.2 U	0.2 U	0.2 U	0.2 U	0.2 U	0.2 U	0.2 U	10 U	10 U	10 U
Dibenzo(a,h)anthracene	0.3	µg/L	< 0.19	< 0.19	< 0.19	< 0.10	**0.38**	< 0.1	0.1 U	0.2 U	0.2 U	0.2 U	0.2 U	0.2 U	0.2 U	0.2 U	10 U	10 U	10 U
Dibenzofuran	1	µg/L	--	--	--	--	--	--	--	0.2 U	0.2 U	0.2 U	0.2 U	0.2 U	0.2 U	0.2 U	10 U	10 U	10 U
Fluoranthene	1,000	µg/L	< 0.19	< 0.19	< 0.19	< 10	< 10	< 10	10 U	0.2 U	0.2 U	0.2 U	0.2 U	0.2 U	0.2 U	0.2 U	10 U	10 U	10 U
Fluorene	1,000	µg/L	< 0.19	< 0.19	< 0.19	< 10	< 10	< 10	10 U	0.2 U	0.2 U	0.2 U	0.2 U	0.2 U	0.2 U	0.2 U	10 U	10 U	10 U
Indeno(1,2,3-cd)pyrene	0.4	µg/L	< 0.19	< 0.19	< 0.19	< 0.05	**0.32**	< 0.05	0.05 U	0.2 U	0.2 U	0.2 U	0.2 U	0.2 U	0.2 U	0.2 U	10 U	10 U	10 U
Naphthalene	20	µg/L	< 0.19	< 0.19	< 0.19	< 10	< 10	< 10	10 U	0.2 U	0.2 U	0.2 U	0.2 U	0.2 U	0.2 U	0.2 U	10 U	10 U	10 U
Phenanthrene	10	µg/L	< 0.19	< 0.19	< 0.19	< 10	< 10	< 10	10 U	0.2 U	0.2 U	0.2 U	0.2 U	0.2 U	0.2 U	0.2 U	10 U	10 U	10 U
Pyrene	1,000	µg/L	< 0.19	< 0.19	< 0.19	< 10	< 10	< 10	10 U	0.2 U	0.2 U	0.2 U	0.2 U	0.2 U	0.2 U	0.2 U	10 U	10 U	10 U
Inorganic Compounds																			
Aluminum (fume or dust)	*	mg/L	--	--	--	--	--	--	--	0.2 U	0.2 U	0.2 U	0.2 U	0.2 U	0.2 U	0.2 U	0.2 U	**0.14 B**	0.2 U
Antimony	0.01	mg/L	< 0.020	< 0.020	< 0.02	< 0.02	< 0.02	< 0.02	0.02 U	0.01 U	0.02 U	0.006 U	0.006 U	0.02 U	0.006 U	0.02 U	0.02 U	0.020 U	0.02 U
Arsenic	0.05	mg/L	< 0.020	< 0.010	< 0.01	< 0.05	< 0.05	< 0.05	0.05 U	0.01 U	0.01 U	0.01 U	0.01 U	0.01 U	0.01 U	0.01 U	0.01 U	0.010 U	0.01 U
Barium	2	mg/L	**0.13**	**0.1**	**0.11**	**0.107**	**0.128**	**0.175**	**0.244**	**0.231**	**0.23**	**0.211**	**0.214**	**0.22**	**0.17**	**0.13**	**0.14**	**0.15**	**0.15**
Beryllium	0.004	mg/L	< 0.0040	< 0.0040	< 0.004	< 0.01	< 0.01	< 0.01	0.01 U	0.005 U	0.004 U	0.004 U	0.004 U	0.004 U	0.004 U	0.004 U	0.004 U	0.0040 U	0.004 U
Cadmium	0.005	mg/L	< 0.0050	< 0.0050	< 0.005	< 0.005	< 0.005	< 0.005	0.005 U	0.002 U	0.005 U	0.005 U	0.005 U	0.005 U	0.005 U	0.005 U	0.005 U	0.0050 U	**0.00075 B**
Calcium metal	*	mg/L	--	--	--	--	--	--	--	**20.1**	**22**	**20.4**	**20.8**	**21**	**24**	**25**	**34**	**21**	**17**
Chromium	0.1	mg/L	< 0.010	< 0.010	< 0.01	< 0.01	< 0.01	< 0.01	0.01 U	0.005 U	0.01 U	0.01 U	0.01 U	0.01 U	0.01 U	0.01 U	0.01 UJ	0.010 U	0.01 U
Cobalt	*	mg/L	--	--	--	--	--	--	--	0.007 U	0.01 U	0.01 U	0.01 U	0.01 U	0.01 U	0.01 U	0.01 U	0.010 U	0.01 U
Copper	1.3	mg/L	< 0.020	< 0.020	< 0.02	< 0.01	< 0.01	< 0.01	0.01 U	0.025 U	0.02 U	0.02 U	0.02 U	0.02 U	0.02 U	0.02 U	0.02 U	0.020 U	0.02 U
Cyanide	0.2	mg/L	< 0.010	< 0.010	< 0.01	< 0.01	**0.017**	< 0.01	0.01 U	0.01 U	0.01 U	0.01 U	0.01 U	0.01 U	0.01 U	0.01 U	0.015 U	0.010 U	0.01 U
Iron	*	mg/L	--	--	--	--	--	--	--	**4.8**	**2.9**	**4.15**	**4.23**	**2.9**	**0.24**	**0.22**	**0.05**	**0.68**	**0.95**
Lead	0.015	mg/L	< 0.010	< 0.0050	< 0.005	< 0.01	< 0.01	< 0.01	0.01 U	0.003 U	0.005 U	0.005 U	0.005 U	0.005 U	0.005 U	0.005 U	0.005 U	0.0050 U	0.005 U
Magnesium	*	mg/L	--	--	--	--	--	--	--	**6.37**	**4.8**	**5.98**	**6.1**	**4.6**	**1.5**	**1.1**	**0.49**	**1.7**	**1.8**
Manganese	*	mg/L	--	--	--	--	--	--	--	**0.748**	**0.62**	**0.705**	**0.717**	**0.61**	**0.083**	**0.063**	0.04 U	**0.14**	**0.18**
Mercury	0.002	mg/L	< 0.00020	< 0.00020	< 0.00020	< 0.00020	< 0.0002	< 0.0002	0.0002 U	0.0002 U	0.0002 U	0.0002 U	0.0002 U	0.0002 U	0.0002 U	0.0002 U	0.0002 U	0.00020 U	0.0002 U
Nickel	0.1	mg/L	< 0.040	< 0.040	< 0.04	< 0.02	< 0.02	< 0.02	0.02 U	0.04 U	0.04 U	0.04 U	0.04 U	0.04 U	0.04 U	0.04 U	0.04 U	0.040 U	0.04 U
Potassium	*	mg/L	--	--	--	--	--	--	--	5 U	**3.3**	**2.94**	**3.11**	**3.2**	**3.7**	**3.6**	**3.8**	**3.2**	**3.1**
Selenium	0.05	mg/L	< 0.020	< 0.010	< 0.01	< 0.02	< 0.02	< 0.02	0.02 U	0.005 U	0.01 U	0.01 U	0.01 U	0.01 U	0.01 U	0.01 U	0.01 U	0.010 U	**0.0061 B**
Sodium	*	mg/L	--	--	--	--	--	--	--	**14.6**	**15**	**15.3**	**15.4**	**15**	**19**	**19**	**19**	**23**	**23**
Thallium	0.002	mg/L	< 0.0010	< 0.0010	< 0.001	< 1.00	< 1.00	< 1	0.001 U	0.001 U	0.002 U	0.001 U	0.001 U	0.002 U	0.001 U	0.001 U	0.002 U	0.0020 UWN	0.002 UWN
Vanadium (fume or dust)	0.2	mg/L	< 0.010	< 0.010	< 0.01	< 0.01	< 0.01	< 0.01	0.01 U	0.007 U	0.01 U	0.01 U	0.01 U	0.01 U	0.01 U	0.01 U	0.01 U	0.010 U	0.01 U
Zinc	2	mg/L	< 0.020	< 0.020	< 0.02	< 0.02	< 0.02	< 0.02	0.02 U	0.02 U	0.02 U	0.02 U	0.02 U	0.02 U	0.02 U	0.02 U	**0.02**	0.020 U	0.02 U

Notes:
* - Not a HSRA regulated compound
ISCO - *in-situ* chemical oxidation
** - Resampled in August 2007 for VOCs only

Data Qualifier Defintions:
-- - Not analyzed
B (Inorganics) - Estimated analyte concentration
D - Analyte concentration reported from secondary dilution
DB - Analyte concentration reported from secondary dilution; analyte detected in method blank
H - Holding time exceeded for sample
J - Estimated analyte concentration
JB (Organic) - Estimated analyte concentration; analyte detected in method blank
Bold = Exceeds the laboratory detection limit
Bold and shaded - Analyte concentration exceeds the Type 1 RRS

Appendix E-2
Summary of Historical Groundwater Sampling Data - Transition Zone and Bedrock Monitoring Wells
January 2001 through July 2017
Atlanta Gas Light Company
Former Manufactured Gas Plant Site
Augusta, Georgia

Chemical Name	Type 1 Risk Reduction Standard	Location ID	MW-313																					
		Sample Date	7/27/2017	1/25/2017	7/28/2016	1/20/2016	7/29/2015	1/13/2015	7/17/2014	1/9/2014	7/9/2013	1/8/2013	7/25/2012	1/17/2012	7/5/2011	1/17/2011	7/14/2010	1/5/2010	7/22/2009	1/14/2009	7/21/2008	1/8/2008	7/12/2007	2/13/2007
		Unit	Post-Extraction					During Extraction																
Volatile Organic Compounds																								
Acetone	4,000	µg/L	< 50	< 50	< 50	< 50	< 50	< 50	< 50	< 50	< 50	< 100	< 100	< 5.0	< 5.0	< 5.0	**8.7 J**	< 100	< 100	< 100	< 100	< 50	< 50	< 50
Benzene	5	µg/L	< 5.0	< 5.0	< 5.0	< 5.0	< 5.0	< 5.0	< 5.0	< 5.0	< 5.0	< 5.0	< 5.0	< 0.25	< 0.25	< 0.25	< 5.0	< 5.0	< 5.0	< 5.0	< 5.0	< 5.0	< 5	< 5
Carbon Disulfide	4,000	µg/L	< 5.0	< 5.0	< 5.0	< 5.0	< 5.0	< 5.0	< 5.0	< 5.0	< 5.0	< 5.0	< 5.0	< 0.60	< 0.60	< 0.60	< 5.0	< 5.0	< 5.0	< 5.0	< 5.0	< 5.0	< 5	< 5
Methylene Chloride	5	µg/L	< 5.0	< 5.0	< 5.0	< 5.0	< 5.0	< 5.0	< 5.0	< 5.0	< 5.0	< 5.0	< 5.0	< 0.11	< 0.11	< 0.11	< 5.0	< 5.0	< 5.0	< 5.0	< 5.0	< 5.0	< 5	< 5
Ethylbenzene	700	µg/L	< 5.0	< 5.0	< 5.0	< 5.0	< 5.0	< 5.0	< 5.0	< 5.0	< 5.0	< 5.0	< 5.0	< 1.0	< 1.0	< 1.0	< 5.0	< 5.0	< 5.0	< 5.0	< 5.0	< 5.0	< 5	< 5
Toluene	1,000	µg/L	< 5.0	< 5.0	< 5.0	< 5.0	< 5.0	< 5.0	< 5.0	< 5.0	< 5.0	< 5.0	< 5.0	< 0.33	< 0.33	< 0.33	**0.35 J**	< 5.0	< 5.0	< 5.0	< 5.0	< 5.0	< 5	< 5
Trichloroethylene	5	µg/L	< 5.0	< 5.0	< 5.0	< 5.0	< 5.0	< 5.0	< 5.0	< 5.0	< 5.0	< 5.0	< 5.0	< 0.13	< 0.13	< 0.13	< 5.0	< 5.0	< 5.0	< 5.0	< 5.0	< 5.0	< 5	< 5
Xylenes, total	2,000	µg/L	< 5.0	< 5.0	< 5.0	< 5.0	< 5.0	< 5.0	< 5.0	< 5.0	< 5.0	< 5.0	< 5.0	< 0.20	< 0.20	< 0.20	< 5.0	< 5.0	< 5.0	< 5.0	< 5.0	< 5.0	< 5	< 5
Semivolatile Organic Compounds																								
Acenaphthene	2,000	µg/L	< 0.5	< 0.5	< 0.5	< 0.5	< 0.5	< 0.50	< 0.50	< 0.50	< 0.50	< 0.20	< 0.19	< 0.098	< 0.11	< 0.10	< 0.23	< 0.19	< 0.19	< 0.19	< 0.19	< 10	< 10	< 10
Acenaphthylene	10	µg/L	< 1.0	< 1.0	< 1.0	< 1.0	< 1.0	< 1.0	< 1.0	< 1.0	< 1.0	< 0.20	< 0.19	< 0.098	< 0.11	< 0.10	< 0.23	< 0.19	< 0.19	< 0.19	< 0.19	< 10	< 10	< 10
Anthracene	10	µg/L	< 0.05	< 0.05	< 0.05	< 0.05	< 0.05	< 0.05	< 0.05	< 0.05	< 0.05	< 0.20	< 0.19	< 0.098	< 0.11	< 0.10	< 0.23	< 0.19	< 0.19	< 0.19	< 0.19	< 10	< 10	< 10
Benz(a)anthracene	0.1	µg/L	< 0.05	< 0.05	< 0.05	< 0.05	< 0.05	< 0.05	< 0.05	< 0.05	< 0.05	< 0.20	< 0.19	< 0.098	< 0.11	< 0.10	< 0.23	< 0.19	< 0.19	< 0.19	< 0.19	< 0.05	< 0.05	< 0.05
Benzo(a)pyrene	0.2	µg/L	< 0.05	< 0.05	< 0.05	< 0.05	< 0.05	< 0.05	< 0.05	< 0.05	< 0.05	< 0.20	< 0.19	< 0.098	< 0.11	< 0.10	< 0.23	< 0.19	< 0.19	< 0.19	< 0.19	< 0.05	< 0.05	< 0.05
Benzo(b)fluoranthene	0.2	µg/L	< 0.1	< 0.1	< 0.1	< 0.1	< 0.1	< 0.1	< 0.10	< 0.10	< 0.10	< 0.20	< 0.19	< 0.098	< 0.11	< 0.10	< 0.23	< 0.19	< 0.19	< 0.19	< 0.19	< 0.10	< 0.1	< 0.1
Benzo(g,h,i)perylene	10	µg/L	**0.16**	< 0.1	< 0.1	< 0.1	< 0.1	< 0.1	< 0.10	< 0.10	< 0.10	< 0.20	< 0.19	< 0.098	< 0.11	< 0.10	< 0.23	< 0.19	< 0.19	< 0.19	< 0.19	< 10	< 10	< 10
Benzo(k)fluoranthene	10	µg/L	< 0.05	< 0.05	< 0.05	< 0.05	< 0.05	< 0.05	< 0.05	< 0.05	< 0.05	< 0.20	< 0.19	< 0.098	< 0.11	< 0.10	< 0.23	< 0.19	< 0.19	< 0.19	< 0.19	< 10	< 10	< 10
Chrysene	0.2	µg/L	< 0.05	< 0.05	< 0.05	< 0.05	< 0.05	< 0.05	< 0.05	< 0.05	< 0.05	< 0.20	< 0.19	< 0.044	< 0.050	< 0.045	< 0.23	< 0.19	< 0.19	< 0.19	< 0.19	< 0.05	< 0.05	< 0.05
Dibenzo(a,h)anthracene	0.3	µg/L	**0.12**	< 0.1	< 0.1	< 0.1	< 0.1	< 0.1	< 0.10	< 0.10	< 0.10	< 0.20	< 0.19	< 0.098	< 0.11	< 0.10	< 0.23	< 0.19	< 0.19	< 0.19	< 0.19	< 0.10	< 0.1	< 0.1
Fluoranthene	1,000	µg/L	< 0.1	< 0.1	< 0.1	< 0.1	< 0.1	< 0.1	< 0.10	< 0.10	< 0.10	< 0.20	< 0.19	< 0.098	< 0.11	< 0.10	< 0.23	< 0.19	< 0.19	< 0.19	< 0.19	< 10	< 10	< 10
Fluorene	1,000	µg/L	< 0.1	< 0.1	< 0.1	< 0.1	< 0.1	< 0.10	< 0.10	< 0.10	< 0.10	< 0.20	< 0.19	< 0.098	< 0.11	< 0.10	< 0.23	< 0.19	< 0.19	< 0.19	< 0.19	< 10	< 10	< 10
Indeno(1,2,3-cd)pyrene	0.4	µg/L	**0.13**	< 0.05	< 0.05	< 0.05	< 0.05	< 0.05	< 0.05	< 0.05	< 0.05	< 0.20	< 0.19	< 0.098	< 0.11	< 0.10	< 0.23	< 0.19	< 0.19	< 0.19	< 0.19	< 0.05	< 0.05	< 0.05
Naphthalene	20	µg/L	< 0.5	< 0.5	< 0.5	< 0.5	< 0.5	< 0.5	< 0.50	< 0.50	< 0.50	< 0.20	**2.3**	**0.89**	**0.52**	< 0.10	< 0.23	< 0.19	< 0.19	< 0.19	**0.055**	< 10	< 10	< 10
Phenanthrene	10	µg/L	< 0.05	< 0.05	< 0.05	< 0.05	< 0.05	< 0.05	< 0.05	< 0.05	< 0.05	< 0.20	< 0.19	< 0.098	< 0.11	< 0.10	--	< 0.19	< 0.19	< 0.19	< 0.19	< 10	< 10	< 10
Pyrene	1,000	µg/L	< 0.05	< 0.05	< 0.05	< 0.05	< 0.05	< 0.05	< 0.05	< 0.05	< 0.05	< 0.20	< 0.19	< 0.098	< 0.11	< 0.10	< 0.23	< 0.19	< 0.19	< 0.19	< 0.19	< 10	< 10	< 10
Inorganic Compounds																								
Antimony	0.01	mg/L	< 0.006	< 0.006	< 0.006	< 0.006	< 0.02	< 0.02	< 0.02	< 0.02	< 0.02	< 0.02	< 0.02	< 0.0053	< 0.0053	< 0.0053	< 0.020	< 0.020	< 0.020	< 0.020	< 0.02	< 0.02	< 0.02	< 0.02
Arsenic	0.05	mg/L	< 0.05	< 0.05	< 0.05	< 0.05	< 0.05	< 0.05	< 0.05	< 0.05	< 0.05	< 0.02	< 0.02	< 0.0046	< 0.0046	< 0.0046	< 0.020	< 0.020	< 0.020	< 0.010	< 0.01	< 0.05	< 0.05	< 0.05
Barium	2	mg/L	**0.169**	**0.205**	**0.199**	**0.147**	**0.213**	**0.141**	**0.197**	**0.151**	**0.145**	**0.18**	**0.14**	**0.12**	**0.14**	**0.10**	**0.23**	**0.12**	**0.14**	**0.14**	**0.38**	**0.202**	**0.203**	**0.212**
Beryllium	0.004	mg/L	< 0.004	< 0.004	< 0.004	< 0.004	< 0.01	< 0.01	< 0.01	< 0.01	< 0.01	< 0.0040	< 0.0040	< 0.00020	< 0.00020	< 0.00020	< 0.0040	< 0.0040	< 0.0040	< 0.0040	< 0.004	< 0.01	< 0.01	< 0.01
Cadmium	0.005	mg/L	< 0.005	< 0.005	< 0.005	< 0.005	< 0.005	< 0.005	< 0.005	< 0.005	< 0.005	< 0.0050	< 0.0050	< 0.0020	< 0.0020	< 0.0020	< 0.0050	< 0.0050	< 0.0050	< 0.0050	**0.00055 J**	< 0.005	< 0.005	< 0.005
Chromium	0.1	mg/L	< 0.01	< 0.01	< 0.01	< 0.01	< 0.01	< 0.01	< 0.01	< 0.01	< 0.01	< 0.010	< 0.010	< 0.0012	< 0.0012	**0.0027 J**	**0.0027 J**	< 0.010	< 0.010	**0.0013 J**	< 0.01	< 0.01	< 0.01	< 0.01
Copper	1.3	mg/L	< 0.01	< 0.01	< 0.01	< 0.01	< 0.01	< 0.01	< 0.01	< 0.01	< 0.01	< 0.02	< 0.02	< 0.0019	< 0.0019	**0.0038 J**	**0.0023 J**	< 0.020	< 0.020	**0.0056 J**	< 0.02	< 0.01	< 0.01	< 0.01
Cyanide	0.2	mg/L	< 0.01	< 0.01	< 0.01	< 0.01	< 0.01	< 0.01	< 0.01	< 0.01	< 0.01	< 0.010	< 0.010	< 0.0050	**0.014**	< 0.0050	< 0.010	< 0.010	< 0.010	< 0.010	< 0.01	< 0.01	< 0.002	< 0.002
Lead	0.015	mg/L	< 0.01	< 0.01	< 0.01	< 0.01	< 0.01	< 0.01	< 0.01	< 0.01	< 0.01	< 0.010	< 0.010	< 0.0040	< 0.0040	< 0.0040	**0.0047 J**	< 0.010	< 0.010	**0.0028 J**	< 0.005	< 0.01	< 0.01	< 0.01
Mercury	0.002	mg/L	< 0.0002	< 0.0002	< 0.0002	< 0.0002	< 0.0002	< 0.00020	< 0.00020	< 0.00020	< 0.00020	< 0.00020	< 0.00020	< 0.000091	--	< 0.000091	< 0.00020	< 0.00020	< 0.00020	< 0.00020	< 0.00020	< 0.00020	< 0.0002	< 0.0002
Nickel	0.1	mg/L	< 0.02	< 0.02	< 0.02	< 0.02	< 0.02	< 0.02	< 0.02	< 0.02	< 0.02	< 0.04	< 0.04	< 0.0023	< 0.0023	< 0.0023	< 0.040	< 0.040	< 0.040	< 0.040	< 0.04	< 0.02	< 0.02	< 0.02
Selenium	0.05	mg/L	< 0.02	< 0.02	< 0.02	< 0.02	< 0.02	< 0.02	< 0.02	< 0.02	< 0.02	< 0.020	< 0.020	< 0.0064	< 0.0064	< 0.0064	< 0.020	< 0.020	< 0.020	< 0.010	< 0.01	< 0.02	< 0.02	< 0.02
Thallium	0.002	mg/L	< 0.002	< 0.002	< 0.002	< 0.002	< 0.02	< 0.02	< 0.02	< 0.02	< 0.02	< 0.0010	< 0.0010	< 0.00025	< 0.00025	< 0.00025	< 0.0010	< 0.0010	< 0.0010	< 0.0010	< 0.001	< 1.00	< 1.00	< 1
Vanadium (fume or dust)	0.2	mg/L	< 0.01	< 0.01	< 0.01	< 0.01	< 0.01	< 0.01	< 0.01	< 0.01	< 0.01	< 0.010	< 0.010	**0.0053 J**	**0.0048 J**	**0.0060 J**	**0.0030 J**	< 0.010	< 0.010	**0.0022 J**	< 0.01	< 0.01	< 0.01	< 0.01
Zinc	2	mg/L	**0.0244**	< 0.02	**0.0444**	< 0.02	< 0.02	**0.0564**	< 0.02	**0.0501**	< 0.02	< 0.020	< 0.020	< 0.0087	< 0.0087	**0.036**	**0.035**	**0.027**	< 0.020	**0.034**	< 0.02	< 0.02	< 0.02	**0.0672**

Notes:
* - Not a HSRA regulated compound
ISCO - *in-situ* chemical oxidation
** - Resampled in August 2007 for VOCs only

Data Qualifier Defintions:
-- - Not analyzed
B (Inorganics) - Estimated analyte concentration
D - Analyte concentration reported from secondary dilution
DB - Analyte concentration reported from secondary dilution; analyte detected in method blank
H - Holding time exceeded for sample
J - Estimated analyte concentration
JB (Organic) - Estimated analyte concentration; analyte detected in method blank
Bold = Exceeds the laboratory detection limit
Bold and shaded - Analyte concentration exceeds the Type 1 RRS

Appendix E-2
Summary of Historical Groundwater Sampling Data - Transition Zone and Bedrock Monitoring Wells
January 2001 through July 2017
Atlanta Gas Light Company
Former Manufactured Gas Plant Site
Augusta, Georgia

Chemical Name	Type 1 Risk Reduction Standard	Location ID	MW-313 (Continued)											
		Sample Date	7/12/2006	1/12/2006	7/19/2005	1/19/2005	7/14/2004	1/21/2004	7/16/2003	1/20/2003	7/15/2002	1/17/2002	7/16/2001	1/19/2001
		Unit	Pre-Extraction											
Volatile Organic Compounds														
Acetone	4,000	µg/L	50 U	10 U	25 U	25 U	25 U	25 U	25 U	25 U	25 U	25 U	25 U	25 U
Benzene	5	µg/L	5 U	1.0 U	1.0 U	1.0 U	1.0 U	1.0 U	1.0 U	1.0 U	1.0 U	1.0 U	1.0 U	1.0 U
Carbon Disulfide	4,000	µg/L	5 U	1.0 U	1.0 U	1.0 U	1.0 U	1.0 U	1.0 U	1.0 U	1.0 U	1.0 U	1.0 U	1.0 U
Methylene Chloride	5	µg/L	5 U	1.0 U	5.0 U	5.0 U	5.0 U	5.0 U	5.0 U	5.0 U	5.0 U	5.0 U	5.0 U	5.0 U
Ethylbenzene	700	µg/L	5 U	1.0 U	1.0 U	1.0 U	1.0 U	1.0 U	1.0 U	1.0 U	1.0 U	1.0 U	1.0 U	1.0 U
Toluene	1,000	µg/L	5 U	1.0 U	1.0 U	1.0 U	1.0 U	1.0 U	1.0 U	**0.68 J**	1.0 U	1.0 U	1.0 U	1.0 U
Trichloroethylene	5	µg/L	5 U	1.0 U	1.0 U	1.0 U	1.0 U	1.0 U	1.0 U	1.0 U	1.0 U	1.0 U	1.0 U	1.0 U
Xylenes, total	2,000	µg/L	5 U	2.0 U	2.0 U	2.0 U	2.0 U	2.0 U	2.0 U	2.0 U	2.0 U	2.0 U	2.0 U	2.0 U
Semivolatile Organic Compounds														
2-Methylnaphthalene	*	µg/L	--	0.2 U	0.2 U	0.2 U	0.2 U	0.2 U	10 U	10 U	10 U	10 U	10 U	10 U
Acenaphthene	2,000	µg/L	10 U	0.2 U	0.2 U	0.2 U	0.2 U	0.2 U	10 U	10 U	10 U	10 U	10 U	10 U
Acenaphthylene	10	µg/L	10 U	0.2 U	0.2 U	0.2 U	0.2 U	0.2 U	10 U	10 U	10 U	10 U	10 U	10 U
Anthracene	10	µg/L	10 U	0.2 U	0.2 U	0.2 U	0.2 U	0.2 U	10 U	10 U	10 U	10 U	10 U	10 U
Benz(a)anthracene	0.1	µg/L	0.05 U	0.2 U	0.2 U	0.2 U	0.2 U	0.2 U	10 U	10 U	10 U	10 U	10 U	10 U
Benzo(a)pyrene	0.2	µg/L	0.05 U	0.2 U	0.2 U	0.2 U	0.2 U	0.2 U	10 U	10 U	10 U	10 U	10 U	10 U
Benzo(b)fluoranthene	0.2	µg/L	0.1 U	0.2 U	0.2 U	0.2 U	0.2 U	0.2 U	10 U	10 U	10 U	10 U	10 U	10 U
Benzo(g,h,i)perylene	10	µg/L	10 U	0.2 U	0.2 U	0.2 U	0.2 U	0.2 U	10 U	10 U	10 U	10 U	10 U	10 U
Benzo(k)fluoranthene	10	µg/L	10 U	0.2 U	0.2 U	0.2 U	0.2 U	0.2 U	10 U	10 U	10 U	10 U	10 U	10 U
Chrysene	0.2	µg/L	0.05 U	0.2 U	0.2 U	0.2 U	0.2 U	0.2 U	10 U	10 U	10 U	10 U	10 U	10 U
Dibenzo(a,h)anthracene	0.3	µg/L	0.1 U	0.2 U	0.2 U	0.2 U	0.2 U	0.2 U	10 U	10 U	10 U	10 U	10 U	10 U
Dibenzofuran	1	µg/L	--	1.0 U	0.2 U	0.2 U	0.2 U	0.2 U	10 U	10 U	10 U	10 U	10 U	10 U
Fluoranthene	1,000	µg/L	10 U	0.2 U	0.2 U	0.2 U	0.2 U	0.2 U	10 U	10 U	10 U	10 U	10 U	10 U
Fluorene	1,000	µg/L	10 U	0.2 U	0.2 U	0.2 U	0.2 U	0.2 U	10 U	10 U	10 U	10 U	10 U	10 U
Indeno(1,2,3-cd)pyrene	0.4	µg/L	0.05 U	0.2 U	0.2 U	0.2 U	0.2 U	0.2 U	10 U	10 U	10 U	10 U	10 U	10 U
Naphthalene	20	µg/L	10 U	0.2 U	0.2 U	0.2 U	0.2 U	0.2 U	10 U	10 U	10 U	10 U	10 U	10 U
Phenanthrene	10	µg/L	10 U	0.2 U	0.2 U	0.2 U	0.2 U	0.2 U	10 U	10 U	10 U	10 U	10 U	10 U
Pyrene	1,000	µg/L	10 U	0.2 U	0.2 U	0.2 U	0.2 U	0.2 U	10 UJ	10 U	10 U	10 U	10 U	10 U
Inorganic Compounds														
Aluminum (fume or dust)	*	mg/L	--	**0.571**	0.2 U	0.2 U	0.2 U	0.2 U	0.2 U	**0.033 B**	**0.045 B**	**0.032 B**	**0.042 B**	**0.043 B**
Antimony	0.01	mg/L	0.02 U	0.01 U	0.006 U	0.02 U	0.006 U	0.02 U	0.02 U	0.02 U	**0.0054 B**	0.02 U	0.02 U	0.02 U
Arsenic	0.05	mg/L	0.05 U	0.01 U	0.01 U	0.01 U	0.01 U	0.01 U	0.01 U	0.01 U	0.01 U	0.01 U	0.01 U	0.01 U
Barium	2	mg/L	**0.23**	**0.218**	**0.162**	**0.22**	**0.23**	**0.21**	**0.19**	**0.22**	**0.23**	**0.2**	**0.22**	**0.24**
Beryllium	0.004	mg/L	0.01 U	0.005 U	0.004 U	0.004 U	0.004 U	0.004 U	0.004 U	0.004 U	0.004 U	0.004 U	0.004 U	0.004 U
Cadmium	0.005	mg/L	0.005 U	0.002 U	0.005 U	0.005 U	0.005 U	0.005 U	0.005 UJ	0.005 U	0.005 U	0.005 U	0.005 U	0.005 U
Calcium metal	*	mg/L	--	**34.8**	**27**	**31**	**32**	**33**	**32**	**31**	**32**	**32**	**31**	**33**
Chromium	0.1	mg/L	0.01 U	0.005 UJ	0.01 U	0.01 U	0.01 U	0.01 U	0.01 UJ	0.01 U	0.01 U	0.01 U	0.01 U	0.01 U
Cobalt	*	mg/L	--	0.007 UJ	0.01 U	0.01 U	0.01 U	0.01 U	0.01 UJ	0.01 U	0.01 U	0.01 U	0.01 U	0.01 U
Copper	1.3	mg/L	**0.0245**	0.025 U	0.02 U	0.02 U	0.02 U	0.02 U	0.02 U	**0.0021 B**	0.02 U	0.02 U	0.02 U	0.02 U
Cyanide	0.2	mg/L	0.01 U	0.01 UJ	0.01 U	0.01 U	0.01 U	0.01 U	0.015 U	0.01 U	0.01 U	0.01 U	0.01 U	0.01 U
Iron	*	mg/L	--	**0.606**	**0.436**	**0.56**	**0.59**	**0.6**	**0.54**	**0.67**	**0.63 N**	**0.69**	**0.64**	**0.81 N**
Lead	0.015	mg/L	0.01 U	0.003 U	0.005 U	0.005 U	0.005 U	0.005 U	0.005 UJ	0.005 U	0.005 U	0.005 U	0.005 U	0.005 U
Magnesium	*	mg/L	--	**14.1**	**10.5**	**13**	**13**	**13**	**12**	**13**	**13**	**12**	**13**	**14**
Manganese	*	mg/L	--	**0.399**	**0.288**	**0.39**	**0.4**	**0.39**	**0.38**	**0.38**	**0.39**	**0.37**	**0.39**	**0.44**
Mercury	0.002	mg/L	0.0002 U	0.0002 UJ	0.0002 U	0.0002 U	0.0002 U	0.0002 U	0.0002 U	**0.000072 B**	0.0002 U	0.0002 U	0.0002 U	0.00020 U
Nickel	0.1	mg/L	0.02 U	0.04 U	0.04 U	0.04 U	0.04 U	0.04 U	0.04 UJ	0.04 U	0.04 U	0.04 U	0.04 U	0.04 U
Potassium	*	mg/L	--	5 U	**2.77**	**3.3**	**3.4**	**3.2**	**2.8**	**3**	**3.2**	**2.9**	**3.1**	**3.2**
Selenium	0.05	mg/L	0.02 U	0.005 U	0.01 U	0.01 U	0.01 U	0.01 U	0.01 U	0.01 U	**0.0068 B**	0.01 U	0.01 U	0.01 U
Sodium	*	mg/L	--	**14.2**	**12.7**	**13**	**14**	**13**	**14**	**14**	**13**	**13**	**13**	**14**
Thallium	0.002	mg/L	0.001 U	0.001 U	0.001 U	0.002 U	0.001 U	0.001 U	0.002 U	0.002 UWN	0.002 UWN	0.002 U	0.002 U	0.002 U
Vanadium (fume or dust)	0.2	mg/L	0.01 U	0.007 U	0.01 U	0.01 U	0.01 U	0.01 U	0.01 UJ	0.01 U	0.01 U	0.01 U	0.01 U	0.01 U
Zinc	2	mg/L	0.02 U	0.02 U	0.02 U	0.02 U	0.02 U	0.02 U	**0.03**	**0.022**	0.02 U	0.02 U	0.02 U	0.02 U

Notes:
* - Not a HSRA regulated compound
ISCO - *in-situ* chemical oxidation
** - Resampled in August 2007 for VOCs only

Data Qualifier Defintions:
-- - Not analyzed
B (Inorganics) - Estimated analyte concentration
D - Analyte concentration reported from secondary dilution
DB - Analyte concentration reported from secondary dilution; analyte detected in method blank
H - Holding time exceeded for sample
J - Estimated analyte concentration
JB (Organic) - Estimated analyte concentration; analyte detected in method blank
Bold = Exceeds the laboratory detection limit
Bold and shaded - Analyte concentration exceeds the Type 1 RRS

Appendix E-2
Summary of Historical Groundwater Sampling Data - Transition Zone and Bedrock Monitoring Wells
January 2001 through July 2017
Atlanta Gas Light Company
Former Manufactured Gas Plant Site
Augusta, Georgia

Chemical Name	Type 1 Risk Reduction	Location ID	MW-315																																		
		Sample Date	7/26/2017	1/26/2017	7/28/2016	1/21/2016	7/30/2015	7/30 DUP	1/13/2015	1/15 DUP	7/14/2014	7/14 DUP	1/9/2014	1/14 DUP	7/11/2013	1/8/2013	1/13 DUP	7/25/2012	7/12 DUP	1/18/2012	01/12 DUP	7/7/2011	1/11 DUP	1/19/2011	7/10 DUP	7/15/2010	1/6/2010	1/10 DUP	7/29/2009	1/15/2009	7/08 DUP	7/17/2008	1/10/2008	7/12/2007	07/07 DUP	2/15/2007
		Unit	Post-Extraction						During Extraction																												
Volatile Organic Compounds																																					
Acetone	4,000	µg/L	< 50	< 50	< 50	< 50	< 50	< 50	< 50	< 50	< 50	< 50	< 50	< 50	< 50	< 100	< 100	< 100	< 100	< 5.0	< 5.0	< 5.0	< 5.0	< 5.0	< 100	< 100	< 100	< 100	< 100	< 100	< 100	< 100	< 50	< 50	< 50	< 50
Benzene	5	µg/L	< 5.0	< 5.0	< 5.0	< 5.0	< 5.0	< 5.0	< 5.0	< 5.0	< 5.0	< 5.0	< 5.0	< 5.0	< 5.0	< 5.0	< 5.0	< 5.0	< 5.0	< 0.25	< 0.25	< 0.25	**0.29 J**	**0.29 J**	< 5.0	< 5.0	< 5.0	< 5.0	< 5.0	< 5.0	< 5.0	< 5.0	< 5.0	< 5	< 5	< 5
Carbon Disulfide	4,000	µg/L	< 5.0	< 5.0	< 5.0	< 5.0	< 5.0	< 5.0	< 5.0	< 5.0	< 5.0	< 5.0	< 5.0	< 5.0	< 5.0	< 5.0	< 5.0	< 5.0	< 5.0	< 0.60	< 0.60	< 0.60	**1.9 J**	**1.9 J**	< 5.0	< 5.0	< 5.0	< 5.0	< 5.0	< 5.0	< 5.0	< 5.0	< 5.0	< 5	< 5	< 5
Ethylbenzene	700	µg/L	< 5.0	< 5.0	< 5.0	< 5.0	< 5.0	< 5.0	< 5.0	< 5.0	< 5.0	< 5.0	< 5.0	< 5.0	< 5.0	< 5.0	< 5.0	< 5.0	< 5.0	< 0.11	< 0.11	< 0.11	**1.6 J**	**1.6 J**	**0.15 J**	< 5.0	< 5.0	< 5.0	< 5.0	< 5.0	< 5.0	< 5.0	< 5.0	< 5	< 5	< 5
Methylene Chloride	5	µg/L	< 5.0	< 5.0	< 5.0	< 5.0	< 5.0	< 5.0	< 5.0	< 5.0	< 5.0	< 5.0	< 5.0	< 5.0	< 5.0	< 5.0	< 5.0	< 5.0	< 5.0	< 1.0	< 1.0	< 1.0	< 1.0	< 1.0	< 5.0	< 5.0	< 5.0	< 5.0	< 5.0	< 5.0	< 5.0	< 5.0	< 5.0	< 5	< 5	< 5
Toluene	1,000	µg/L	< 5.0	< 5.0	< 5.0	< 5.0	< 5.0	< 5.0	< 5.0	< 5.0	< 5.0	< 5.0	< 5.0	< 5.0	< 5.0	< 5.0	< 5.0	< 5.0	< 5.0	< 0.33	< 0.33	< 0.33	**0.95 J**	**0.90 J**	< 5.0	< 5.0	< 5.0	< 5.0	< 5.0	< 5.0	< 5.0	< 5.0	< 5.0	< 5	< 5	< 5
Trichloroethylene	5	µg/L	< 5.0	< 5.0	< 5.0	< 5.0	< 5.0	< 5.0	< 5.0	< 5.0	< 5.0	< 5.0	< 5.0	< 5.0	< 5.0	< 5.0	< 5.0	< 5.0	< 5.0	< 0.13	< 0.13	< 0.13	< 0.13	< 0.13	< 5.0	< 5.0	< 5.0	< 5.0	< 5.0	< 5.0	< 5.0	< 5.0	< 5.0	< 5	< 5	< 5
Xylenes, total	2,000	µg/L	< 5.0	< 5.0	< 5.0	< 5.0	< 5.0	< 5.0	< 5.0	< 5.0	< 5.0	< 5.0	< 5.0	< 5.0	< 5.0	< 5.0	< 5.0	< 5.0	< 5.0	< 0.20	< 0.20	< 0.20	< 0.20	< 0.20	**0.24 J**	< 5.0	< 5.0	< 5.0	< 5.0	< 5.0	< 5.0	< 5.0	< 5.0	< 5	< 5	< 5
Semivolatile Organic Compounds																																					
Acenaphthene	2,000	µg/L	**2.5**	**4.5**	**4.0**	**2.1**	**0.54**	**0.62**	**0.56**	**0.65**	**1.5**	**1.5**	**1.0**	**0.96**	**1.1**	< 1.9	**1.9**	**0.73**	**0.77**	**1.5**	**1.7**	< 0.11	**1.1**	**0.99**	**1.2**	**1.1**	**1.8**	**1.6**	**2.9 ***	**1.8**	**2**	**2**	< 10	< 10	< 10	< 10
Acenaphthylene	10	µg/L	< 1.0	< 1.0	< 1.0	< 1.0	< 1.0	< 1.0	< 1.0	< 1.0	< 1.0	< 1.0	< 1.0	< 1.0	< 1.0	< 1.9	**0.56**	**0.24**	< 0.21	< 0.11	**0.52**	< 0.11	< 0.098	< 0.097	< 0.20	< 0.20	< 0.19	< 0.19	< 0.19	**0.020 J**	< 0.19	< 0.19	< 10	< 10	< 10	< 10
Anthracene	10	µg/L	< 0.05	< 0.05	< 0.05	< 0.05	< 0.05	< 0.05	< 0.05	< 0.05	< 0.05	< 0.05	< 0.05	< 0.05	< 0.05	< 1.9	<0.20	< 0.21	< 0.21	< 0.11	< 0.11	< 0.11	< 0.098	< 0.097	< 0.20	< 0.20	< 0.19	< 0.19	< 0.19	**0.043 J**	**0.033 J**	**0.04 J**	< 10	< 10	< 10	< 10
Benz(a)anthracene	0.1	µg/L	< 0.05	< 0.05	< 0.05	< 0.05	< 0.05	< 0.05	< 0.05	< 0.05	< 0.05	< 0.05	**0.16**	< 0.05	**0.22**	**6.0**	<0.20	< 0.21	< 0.21	**0.51**	< 0.11	< 0.11	< 0.098	**0.33**	< 0.20	**0.20**	< 0.19	< 0.19	< 0.19	< 0.19	< 0.19	< 0.19	< 0.19	< 0.050	< 0.05	< 0.05	< 0.05
Benzo(a)pyrene	0.2	µg/L	< 0.05	< 0.05	**0.055**	**0.07**	< 0.05	< 0.05	< 0.05	< 0.05	< 0.05	< 0.05	**0.18**	< 0.05	**0.53**	**15**	<0.20	< 0.21	< 0.21	**0.76**	< 0.11	< 0.11	< 0.098	**0.77**	< 0.20	**0.35**	< 0.19	< 0.19	< 0.19	< 0.19	< 0.19	< 0.19	< 0.19	< 0.050	< 0.05	< 0.05	< 0.05
Benzo(b)fluoranthene	0.2	µg/L	< 0.1	**0.11**	**0.11**	**0.17**	< 0.1	**0.1**	< 0.10	< 0.10	< 0.10	< 0.10	**0.14**	< 0.10	**0.97**	**25**	<0.20	**0.29**	**0.25**	**1.9**	< 0.11	< 0.11	< 0.098	**1.1**	< 0.20	**0.54**	< 0.19	< 0.19	< 0.19	< 0.19	< 0.19	< 0.19	< 0.10	< 0.1	< 0.1	< 0.1
Benzo(g,h,i)perylene	10	µg/L	< 0.1	< 0.1	< 0.1	**0.13**	< 0.1	< 0.1	< 0.10	< 0.10	< 0.10	< 0.10	**0.15**	< 0.10	**0.66**	**16**	<0.20	< 0.21	< 0.21	**1.2**	< 0.11	< 0.11	< 0.098	**0.88**	< 0.20	**0.37**	< 0.19	< 0.19	< 0.19	< 0.19	< 0.19	< 0.19	< 10	< 10	< 10	< 10
Benzo(k)fluoranthene	10	µg/L	< 0.05	**0.057**	**0.054**	**0.084**	**0.055**	< 0.05	< 0.05	< 0.05	< 0.05	< 0.05	**0.15**	< 0.05	**0.35**	**8.7**	<0.20	< 0.21	< 0.21	**1.7**	< 0.11	< 0.11	< 0.098	**0.91**	< 0.20	**0.44**	< 0.19	< 0.19	< 0.19	< 0.19	< 0.19	< 0.19	< 10	< 10	< 10	< 10
Chrysene	0.2	µg/L	< 0.05	**0.063**	**0.055**	**0.093**	< 0.05	< 0.05	< 0.05	< 0.05	< 0.05	< 0.05	**0.15**	< 0.05	**0.47**	**15**	<0.20	< 0.21	< 0.21	**0.84**	< 0.048	**0.066 J**	< 0.044	**0.69**	< 0.20	**0.39**	< 0.19	< 0.19	< 0.19	< 0.19	< 0.19	< 0.19	< 0.050	< 0.05	< 0.05	< 0.05
Dibenzo(a,h)anthracene	0.3	µg/L	< 0.1	< 0.1	< 0.1	< 0.1	< 0.1	< 0.1	< 0.10	< 0.10	< 0.10	< 0.10	**0.16**	< 0.10	< 0.10	**3.8**	<0.20	< 0.21	< 0.21	< 0.11	< 0.11	< 0.11	< 0.098	< 0.097	< 0.20	**0.11 J**	< 0.19	< 0.19	< 0.19	< 0.19	< 0.19	< 0.19	< 0.10	< 0.1	< 0.1	< 0.1
Fluoranthene	1,000	µg/L	< 0.1	< 0.1	< 0.1	< 0.1	< 0.1	< 0.1	< 0.10	< 0.10	< 0.10	< 0.10	<0.10	< 0.10	**0.54**	**14**	<0.20	< 0.21	< 0.21	**0.82**	< 0.11	< 0.11	< 0.098	**0.78**	< 0.20	**0.40**	< 0.19	< 0.19	< 0.19	< 0.19	< 0.19	< 0.19	< 10	< 10	< 10	< 10
Fluorene	1,000	µg/L	< 0.1	< 0.1	< 0.1	< 0.1	< 0.1	< 0.1	< 0.10	< 0.10	< 0.10	< 0.10	< 0.10	< 0.10	< 0.10	< 1.9	<0.20	< 0.21	< 0.21	< 0.11	< 0.11	< 0.11	< 0.098	< 0.097	< 0.20	< 0.20	< 0.19	< 0.19	< 0.19	< 0.19	< 0.19	< 0.19	< 10	< 10	< 10	< 10
Indeno(1,2,3-cd)pyrene	0.4	µg/L	< 0.05	< 0.05	**0.065**	**0.085**	< 0.05	< 0.05	< 0.05	< 0.05	< 0.05	< 0.05	**0.16**	< 0.05	**0.51**	**15**	<0.20	< 0.21	< 0.21	**1.0**	< 0.11	< 0.11	< 0.098	**0.57**	< 0.20	**0.39**	< 0.19	< 0.19	< 0.19	< 0.19	< 0.19	< 0.19	< 0.050	< 0.05	< 0.05	< 0.05
Naphthalene	20	µg/L	< 0.5	< 0.5	< 0.5	< 0.5	**1.2**	**2**	< 0.50	< 0.50	< 0.50	< 0.50	**0.61**	< 0.50	**2.9**	< 1.9	<0.20	< 0.21	< 0.21	**0.41**	**2.5**	**0.62**	**0.87**	**0.98**	< 0.20	< 0.20	< 0.19	< 0.19	< 0.19	< 0.19	< 0.19	< 0.19	< 10	< 10	< 10	< 10
Phenanthrene	10	µg/L	< 0.05	< 0.05	< 0.05	< 0.05	< 0.05	< 0.05	< 0.05	< 0.05	< 0.05	< 0.05	<0.050	< 0.05	**0.094**	< 1.9	<0.20	< 0.21	< 0.21	< 0.11	< 0.11	< 0.11	< 0.098	**0.11 J**	< 0.20	< 0.20	< 0.19	< 0.19	< 0.19	< 0.19	< 0.19	< 0.19	< 10	< 10	< 10	< 10
Pyrene	1,000	µg/L	**0.077**	**0.12**	**0.1**	**0.13**	**0.08**	**0.081**	< 0.05	< 0.05	< 0.05	**0.051**	**0.091**	< 0.05	**0.41**	**9.0**	<0.20	< 0.21	< 0.21	**0.69**	< 0.11	< 0.11	< 0.098	**0.66**	< 0.20	**0.39**	< 0.19	< 0.19	< 0.19	**0.024 J**	**0.027 J**	**0.028 J**	< 10	< 10	< 10	< 10
Inorganic Compounds																																					
Antimony	0.01	mg/L	< 0.006	< 0.006	< 0.006	< 0.006	< 0.02	< 0.02	< 0.02	< 0.02	< 0.02	< 0.02	< 0.02	< 0.02	< 0.02	< 0.02	< 0.02	< 0.02	< 0.02	< 0.0053	< 0.0053	< 0.0053	< 0.0053	< 0.0053	< 0.020	< 0.020	< 0.020	< 0.020	< 0.020	< 0.020	< 0.020	< 0.020	< 0.0200	< 0.02	< 0.02	< 0.02
Arsenic	0.05	mg/L	< 0.05	< 0.05	< 0.05	< 0.05	< 0.05	< 0.05	< 0.05	< 0.05	< 0.05	< 0.05	< 0.05	< 0.05	< 0.05	< 0.02	< 0.02	< 0.02	< 0.02	< 0.0046	< 0.0046	< 0.0046	< 0.0046	< 0.0046	< 0.020	< 0.020	< 0.020	< 0.020	< 0.020	< 0.010	< 0.010	< 0.010	< 0.0500	< 0.05	< 0.05	< 0.05
Barium	2	mg/L	**0.429**	**0.422**	**0.438**	**0.447**	**0.445**	**0.437**	**0.455**	**0.459**	**0.399**	**0.413**	**0.473**	**0.48**	**0.487**	**0.49**	**0.48**	**0.52**	**0.53**	**0.53**	**0.54**	**0.020**	**0.54**	**0.52**	**0.54**	**0.53**	**0.48**	**0.51**	**0.5**	**0.57**	**0.51**	**0.5**	**0.507**	**0.481**	**0.479**	**0.463**
Beryllium	0.004	mg/L	< 0.004	< 0.004	< 0.004	< 0.004	< 0.01	< 0.01	< 0.01	< 0.01	< 0.01	< 0.01	< 0.01	< 0.01	< 0.01	< 0.0040	< 0.0040	< 0.0040	< 0.0040	< 0.00020	< 0.00020	< 0.00020	**0.00037 J**	**0.00036 J**	< 0.0040	< 0.0040	< 0.0040	< 0.0040	< 0.0040	< 0.0040	< 0.0040	< 0.0040	< 0.0100	< 0.010	< 0.010	< 0.010
Cadmium	0.005	mg/L	< 0.005	< 0.005	< 0.005	< 0.005	< 0.005	< 0.005	< 0.005	< 0.005	< 0.005	< 0.005	< 0.005	< 0.005	< 0.005	< 0.0050	< 0.0050	< 0.0050	< 0.0050	< 0.0020	< 0.0020	< 0.0020	< 0.0020	< 0.0020	< 0.0050	< 0.0050	< 0.0050	< 0.0050	< 0.0050	< 0.0050	< 0.0050	< 0.0050	< 0.0050	< 0.005	< 0.005	< 0.005
Chromium	0.1	mg/L	< 0.01	< 0.01	< 0.01	< 0.01	< 0.01	< 0.01	< 0.01	< 0.01	< 0.01	< 0.01	< 0.01	< 0.01	< 0.01	< 0.010	< 0.010	< 0.010	< 0.010	< 0.0012	< 0.0012	< 0.0012	< 0.0012	< 0.0012	< 0.010	**0.0012 J**	< 0.010	< 0.010	< 0.010	< 0.010	< 0.010	< 0.010	< 0.0100	< 0.010	< 0.010	< 0.010
Copper	1.3	mg/L	< 0.01	< 0.01	< 0.01	< 0.01	< 0.01	< 0.01	< 0.01	< 0.01	< 0.01	< 0.01	< 0.01	< 0.01	< 0.01	< 0.02	< 0.02	< 0.02	< 0.02	< 0.0019	< 0.0019	< 0.0019	**0.0026 JB**	**0.0032 JB**	< 0.020	< 0.020	< 0.020	< 0.020	< 0.020	< 0.020	< 0.020	< 0.020	< 0.0100	< 0.010	< 0.010	< 0.010
Cyanide	0.2	mg/L	< 0.01	< 0.01	< 0.01	< 0.01	< 0.01	< 0.01	< 0.01	< 0.01	< 0.01	< 0.01	< 0.01	< 0.01	< 0.01	< 0.010	< 0.010	< 0.010	< 0.010	< 0.0050	< 0.0050	< 0.0050	< 0.0050	< 0.0050	< 0.010	< 0.010	< 0.010	< 0.010	< 0.010	< 0.010	< 0.010	< 0.010	< 0.010	< 0.010	< 0.010	< 0.010
Lead	0.015	mg/L	< 0.01	< 0.01	< 0.01	< 0.01	< 0.01	< 0.01	< 0.01	< 0.01	< 0.01	< 0.01	< 0.01	< 0.01	< 0.01	< 0.010	< 0.010	< 0.010	< 0.010	< 0.0040	< 0.0040	< 0.0040	< 0.0040	< 0.0040	< 0.010	< 0.010	< 0.010	< 0.010	< 0.010	< 0.0050	< 0.0050	< 0.0050	< 0.0100	< 0.010	< 0.010	< 0.010
Mercury	0.002	mg/L	< 0.0002	< 0.0002	< 0.0002	< 0.0002	< 0.0002	< 0.0002	< 0.00020	< 0.00020	< 0.00020	< 0.00020	< 0.00020	< 0.00020	< 0.00020	< 0.00020	< 0.00020	< 0.00020	< 0.00020	< 0.000091	< 0.000091	< 0.000091	< 0.000091	< 0.000091	< 0.00020	< 0.00020	< 0.00020	< 0.00020	< 0.00020	< 0.00020	< 0.00020	**0.000094 J**	< 0.00020	< 0.0002	< 0.0002	< 0.0002
Nickel	0.1	mg/L	< 0.02	< 0.02	< 0.02	< 0.02	< 0.02	< 0.02	< 0.02	< 0.02	< 0.02	< 0.02	< 0.02	< 0.02	< 0.02	< 0.04	< 0.04	< 0.04	< 0.04	< 0.0023	< 0.0023	< 0.0023	< 0.0023	< 0.0023	< 0.040	< 0.040	< 0.040	< 0.040	< 0.040	< 0.040	< 0.040	< 0.040	< 0.0200	< 0.02	< 0.02	< 0.02
Selenium	0.05	mg/L	< 0.02	< 0.02	< 0.02	< 0.02	< 0.02	< 0.02	< 0.02	< 0.02	< 0.02	< 0.02	< 0.02	< 0.02	< 0.02	< 0.020	< 0.020	< 0.020	< 0.020	< 0.0064	< 0.0064	< 0.0064	< 0.0064	< 0.0064	< 0.020	< 0.020	< 0.020	< 0.020	< 0.020	< 0.010	< 0.010	< 0.010	< 0.0200	< 0.02	< 0.02	< 0.02
Thallium	0.002	mg/L	< 0.002	< 0.002	< 0.002	< 0.002	< 0.02	< 0.02	< 0.02	< 0.02	< 0.02	< 0.02	< 0.02	< 0.02	< 0.02	< 0.0010	< 0.0010	< 0.0010	< 0.0010	< 0.00025	< 0.00025	< 0.00025	< 0.00025	< 0.00025	< 0.0010	< 0.0010	< 0.0010	< 0.0010	< 0.0010	< 0.0010	< 0.0010	< 0.0010	< 1.00	< 1.00	< 1.00	< 1
Vanadium (fume or dust)	0.2	mg/L	< 0.01	< 0.01	< 0.01	< 0.01	< 0.01	< 0.01	< 0.01	< 0.01	< 0.01	< 0.01	< 0.01	< 0.01	< 0.01	< 0.010	< 0.010	< 0.010	< 0.010	< 0.0024	< 0.0024	< 0.0024	< 0.0024	< 0.0024	< 0.010	< 0.010	< 0.010	< 0.010	< 0.010	< 0.010	< 0.010	< 0.010	< 0.0100	< 0.010	< 0.010	< 0.010
Zinc	2	mg/L	< 0.02	< 0.02	< 0.02	< 0.02	**0.0259**	< 0.02	< 0.02	< 0.02	< 0.02	< 0.02	< 0.02	< 0.02	< 0.02	< 0.02	<0.020	**0.024**	< 0.020	< 0.0087	< 0.0087	**0.057**	**0.0091 J**	< 0.0087	< 0.020	< 0.020	< 0.020	< 0.020	< 0.020	< 0.020	< 0.020	< 0.020	< 0.0200	< 0.02	< 0.02	< 0.02

Notes:
* - Not a HSRA regulated compound
ISCO - *in-situ* chemical oxidation
** - Resampled in August 2007 for VOCs only

Data Qualifier Defintions:
-- - Not analyzed
B (Inorganics) - Estimated analyte concentration
D - Analyte concentration reported from secondary dilution
DB - Analyte concentration reported from secondary dilution; analyte detected in method blank
H - Holding time exceeded for sample
J - Estimated analyte concentration
JB (Organic) - Estimated analyte concentration; analyte detected in method blank
Bold = Exceeds the laboratory detection limit
Bold and shaded - Analyte concentration exceeds the Type 1 RRS

Appendix E-2
Summary of Historical Groundwater Sampling Data - Transition Zone and Bedrock Monitoring Wells
January 2001 through July 2017
Atlanta Gas Light Company
Former Manufactured Gas Plant Site
Augusta, Georgia

Chemical Name	Type 1 Risk Reduction	Location ID	MW-315 (Continued)												
		Sample Date	7/13/2006	7/06 DUP	1/13/2006	7/20/2005	1/18/2005	7/15/2004	1/22/2004	7/18/2003	1/21/2003	7/12/2002	1/21/2002	7/16/2001	1/24/2001
		Unit	Pre-Extraction												
Volatile Organic Compounds															
Acetone	4,000	µg/L	50 R	50 R	10 U	25 U	25 U	25 U	25 U	25 U	25 U	25 U	25 U	25 U	25 U
Benzene	5	µg/L	5 U	5 U	1.0 U	1.0 U	1.0 U	1.0 U	1.0 U	1.0 U	1.0 U	1.0 U	1.0 U	**0.11 J**	**0.19 J**
Carbon Disulfide	4,000	µg/L	5 U	5 U	1.0 U	1.0 U	1.0 U	1.0 U	1.0 U	1.0 U	1.0 U	1.0 U	1.0 U	1.0 U	1.0 U
Ethylbenzene	700	µg/L	5 U	5 U	1.0 U	1.0 U	1.0 U	1.0 U	1.0 U	1.0 U	**0.16 J**	1.0 U	1.0 U	1.0 U	**0.19 J**
Methylene Chloride	5	µg/L	5 U	5 U	1.0 U	5.0 U	5.0 U	5.0 U	5.0 U	5.0 U	5.0 U	5.0 U	5.0 U	5.0 U	5.0 U
Toluene	1,000	µg/L	5 U	5 U	1.0 U	1.0 U	1.0 U	1.0 U	1.0 U	1.0 U	1.0 U	1.0 U	1.0 U	1.0 U	1.0 U
Trichloroethylene	5	µg/L	5 U	5 U	1.0 U	1.0 U	1.0 U	1.0 U	1.0 U	1.0 U	1.0 U	1.0 U	1.0 U	1.0 U	1.0 U
Xylenes, total	2,000	µg/L	5 U	5 U	2.0 U	2.0 U	2.0 U	2.0 U	**2.5**	**2.0**	**2.3**	**1.5 J**	**2.1 J**	**3.2**	**2.8**
Semivolatile Organic Compounds															
2-Methylnaphthalene	*	µg/L	--	--	**7.5**	**6.7**	**5.5**	**22**	**26**	**12**	**16**	**6.5 J**	**12**	**21**	**35**
Acenaphthene	2,000	µg/L	**12**	**15**	**32**	**28**	**39**	**61**	**49**	**33**	**50**	**49**	**45**	**54**	**53**
Acenaphthylene	10	µg/L	10 U	10 U	0.2 U	0.2 U	0.8 U	2.0 U	0.2 U	10 U	10 U	10 U	10 U	10 U	10 U
Anthracene	10	µg/L	10 U	10 U	**0.55**	**0.61**	0.8 U	2.0 U	**1.2**	10 U	**1.0 J**	**0.86 J**	**0.76 J**	**1.3 J**	**0.97 J**
Benz(a)anthracene	0.1	µg/L	0.05 U	0.05 U	0.2 U	0.2 U	0.8 U	2.0 U	0.2 U	10 U	10 U	10 U	10 U	10 U	10 U
Benzo(a)pyrene	0.2	µg/L	0.05 U	0.05 U	0.2 U	0.2 U	0.8 U	2.0 U	0.2 U	10 U	10 U	10 U	10 U	10 U	10 U
Benzo(b)fluoranthene	0.2	µg/L	0.1 U	0.1 U	0.2 U	0.2 U	0.8 U	2.0 U	0.2 U	10 U	10 U	10 U	10 U	10 U	10 U
Benzo(g,h,i)perylene	10	µg/L	10 U	10 U	0.2 U	0.2 U	0.8 U	2.0 U	0.2 U	10 U	10 U	10 U	10 U	10 U	10 U
Benzo(k)fluoranthene	10	µg/L	10 U	10 U	0.2 U	0.2 U	0.8 U	2.0 U	0.2 U	10 U	10 U	10 U	10 U	10 U	10 U
Chrysene	0.2	µg/L	0.05 U	0.05 U	0.2 U	0.2 U	0.8 U	2.0 U	0.2 U	10 U	10 U	10 U	10 U	10 U	10 U
Dibenzo(a,h)anthracene	0.3	µg/L	0.1 U	0.1 U	0.2 U	0.2 U	0.8 U	2.0 U	0.2 U	10 U	10 U	10 U	10 U	10 U	10 U
Dibenzofuran	1	µg/L	--	--	0.001 U	0.2 U	0.8 U	0.2 U	0.2 U	10 U	10 U	10 U	10 U	10 U	10 U
Fluoranthene	1,000	µg/L	10 U	10 U	0.2 U	0.2 U	0.8 U	2.0 U	0.2 U	10 U	10 U	10 U	10 U	10 U	10 U
Fluorene	1,000	µg/L	10 U	10 U	**0.27**	**0.33**	0.8 U	2.0 U	0.2 U	10 U	**1.1 J**	**0.93 J**	**0.48 J**	**1.4 J**	**0.86 J**
Indeno(1,2,3-cd)pyrene	0.4	µg/L	0.05 U	0.05 U	0.2 U	0.2 U	0.8 U	2.0 U	0.2 U	10 U	10 U	10 U	10 U	10 U	10 U
Naphthalene	20	µg/L	10 U	10 U	0.2 U	0.2 U	0.8 U	2.0 U	**1.1**	10 U	10 U	10 U	10 U	10 U	**0.81 J**
Phenanthrene	10	µg/L	10 U	10 U	**1.6**	**1.5**	**1.3**	**4.5**	**4.7**	10 U	**4.0 J**	**2.4 J**	**3.5 J**	**6.4 J**	**6.5 J**
Pyrene	1,000	µg/L	10 U	10 U	**0.36**	**0.25**	0.8 U	2.0 U	**0.5**	10 U	10 U	10 U	10 U	10 U	**0.54 J**
Inorganic Compounds															
Aluminum (fume or dust)	*	mg/L	--	--	0.2 U	0.2 U	0.2 U	0.2 U	0.2 U	0.2 U	0.2 U	0.2 U	0.2 U	**0.046 B**	**0.061 B**
Antimony	0.01	mg/L	0.02 U	0.02 U	0.01 U	0.006 U	0.02 U	0.006 U	0.02 U	0.02 U	0.02 U	0.02 U	0.02 U	0.02 U	0.02 U
Arsenic	0.05	mg/L	0.05 U	0.05 U	0.01 U	0.01 U	0.01 U	0.01 U	0.01 U	0.01 U	0.01 U	0.01 U	0.01 U	0.01 U	0.01 U
Barium	2	mg/L	**0.404**	**0.395**	**0.306**	**0.282**	**0.3**	**0.3**	**0.29**	**0.27**	**0.3**	**0.3**	**0.29**	**0.29**	**0.29**
Beryllium	0.004	mg/L	0.01 U	0.01 U	0.005 U	0.004 U	0.004 U	0.004 U	0.004 U	0.004 U	0.004 U	0.004 U	0.004 U	0.004 U	0.004 U
Cadmium	0.005	mg/L	0.005 U	0.005 U	0.002 U	0.005 U	0.005 U	0.005 U	0.005 U	0.005 U	0.005 U	0.005 U	0.005 U	0.005 U	0.005 U
Calcium metal	*	mg/L	--	--	**37.7**	**39.9**	**37**	**37**	**39**	**34**	**38**	**37**	**38**	**37**	**36**
Chromium	0.1	mg/L	0.01 U	0.01 U	0.005 U	0.01 U	0.01 U	0.01 U	0.01 U	0.01 U	0.01 U	0.01 U	0.01 U	0.01 U	0.01 U
Cobalt	*	mg/L	--	--	0.007 U	0.01 U	0.01 U	0.01 U	0.01 U	0.01 U	0.01 U	0.01 U	0.01 U	0.01 U	0.01 U
Copper	1.3	mg/L	0.01 U	0.01 U	0.025 U	0.02 U	0.02 U	0.02 U	0.02 U	0.02 U	**0.002 B**	0.02 U	**0.0013 B**	0.02 U	0.02 U
Cyanide	0.2	mg/L	0.01 U	0.01 U	0.01 U	0.01 U	0.01 UJ	0.01 U	0.01 U	0.015 U	0.01 U	0.01 U	0.01 U	0.01 U	0.01 U
Iron	*	mg/L	--	--	**5.37**	**5.45**	**5.1**	**5.1**	**5.6**	**4.4**	**5.3**	**5.2**	**5.4**	**5.3**	**5.0**
Lead	0.015	mg/L	0.01 U	0.01 U	0.003 U	0.005 U	0.005 U	0.005 U	0.005 U	0.005 U	0.005 U	0.005 U	0.005 U	0.005 U	0.005 U
Magnesium	*	mg/L	--	--	**16.2**	**16.5**	**16**	**16**	**16**	**16**	**16**	**16**	**16**	**16**	**15**
Manganese	*	mg/L	--	--	**1.13**	**1.08**	**1.1**	**1.1**	**1.1**	**1**	**1.1**	**1.1**	**1**	**1.1**	**1.0**
Mercury	0.002	mg/L	0.0002 U	0.0002 U	0.0002 U	0.0002 U	0.0002 U	0.0002 U	0.0002 U	0.0002 U	0.0002 U	0.0002 U	0.0002 U	0.0002 U	0.00020 U
Nickel	0.1	mg/L	0.02 U	0.02 U	0.04 U	0.04 U	0.04 U	0.04 U	0.04 U	0.04 U	0.04 U	0.04 U	0.04 U	0.04 U	0.04 U
Potassium	*	mg/L	--	--	5 U	**4.2**	**4.4**	**4.3**	**4.3**	**3.6**	**4.2**	**4.2**	**4.1**	**4.1**	**4.1**
Selenium	0.05	mg/L	0.02 U	0.02 U	0.005 U	0.01 U	0.01 U	0.01 U	0.01 U	**0.01**	0.01 U	0.01 U	0.01 U	0.01 U	0.01 U
Sodium	*	mg/L	--	--	**18.8**	**20.1**	**17**	**18**	**19**	**17**	**19**	**18**	**18**	**18**	**18**
Thallium	0.002	mg/L	0.001 U	0.001 U	0.001 U	0.001 U	0.002 U	0.001 U	0.001 U	0.002 U	0.002 UW	0.002 UWN	0.002 U	0.002 U	0.002 UW
Vanadium (fume or dust)	0.2	mg/L	0.01 U	0.01 U	0.007 U	0.01 U	0.01 U	0.01 U	0.01 U	0.01 U	0.01 U	0.01 U	0.01 U	0.01 U	0.01 U
Zinc	2	mg/L	0.02 U	0.02 U	0.02 U	0.02 U	0.02 U	0.02 U	0.02 U	0.02 U	**0.033**	0.02 U	0.02 U	0.02 U	0.02 U

Notes:
* - Not a HSRA regulated compound
ISCO - *in-situ* chemical oxidation
** - Resampled in August 2007 for VOCs only

Data Qualifier Defintions:
-- - Not analyzed
B (Inorganics) - Estimated analyte concentration
D - Analyte concentration reported from secondary dilution
DB - Analyte concentration reported from secondary dilution; analyte detected in method blank
H - Holding time exceeded for sample
J - Estimated analyte concentration
JB (Organic) - Estimated analyte concentration; analyte detected in method blank
Bold = Exceeds the laboratory detection limit
Bold and shaded - Analyte concentration exceeds the Type 1 RRS

Appendix E-2
Summary of Historical Groundwater Sampling Data - Transition Zone and Bedrock Monitoring Wells
January 2001 through July 2017
Atlanta Gas Light Company
Former Manufactured Gas Plant Site
Augusta, Georgia

Chemical Name	Type 1 Risk Reduction Standard	Location ID	MW-318																									
		Sample Date	7/27/2017	1/26/2017	7/28/2016	1/26/2016	7/30/2015	1/14/2015	7/17/2014	1/27/2014	7/11/2013	7/13 DUP	1/9/2013	7/24/2012	2/6/2012	7/5/2011	07/11 DUP	2/23/2011	7/13/2010	1/7/2010	01/09 DUP	1/14/2009	7/16/2008	1/10/2008	01/08 DUP	7/12/2007	2/14/2007	02/07 DUP
			Post-Extraction					During Extraction																				
Volatile Organic Compounds																												
Acetone	4,000	µg/L	< 50	< 50	< 50	< 50	< 50	< 50	< 50	< 50	< 50	< 50	< 500	< 5,000	< 50	**380 J**	**390 J**	< 50	**160 J**	< 100	< 4000	< 4000	< 4000	< 50	< 50	< 50	< 50R	< 50
Benzene	5	µg/L	**240**	**470**	**240**	**99**	**19**	**1,400**	**1,700**	< 5.0	**3,300**	**3,300**	**670**	**3,700**	**1,700**	**4,600**	**4,500**	**3,500**	**1,100**	**5,700 D**	**7,300**	**5,900**	**3,700**	**5,200**	**5,200**	**6,200**	**5,300**	**5,400**
Carbon Disulfide	4,000	µg/L	< 5.0	< 5.0	< 5.0	< 5.0	< 5.0	< 5.0	< 5.0	< 5.0	< 5.0	< 5.0	< 25	< 250	< 6.0	< 30	< 30	< 6.0	< 50	<5.0	< 200	< 200	< 200	< 5.0	< 5.0	< 5	< 5	< 5
Ethylbenzene	700	µg/L	**23**	< 5.0	< 5.0	< 5.0	< 5.0	< 5	< 5.0	< 5.0	**11**	**9.4**	< 25	< 250	**8.6 J**	**14 J**	**15 J**	**21 J**	**9.3 J**	**32**	**510**	**410**	**460**	**660**	**660**	**810**	**970**	**990**
Methylene Chloride	5	µg/L	< 5.0	< 5.0	< 5.0	< 5.0	< 5.0	< 5.0	< 5.0	< 5.0	< 5.0	< 5.0	< 25	< 250	< 10	< 50	< 50	< 10	< 50	<5.0	< 200	< 200	< 200	< 5.0	< 5.0	< 5	< 5 UJ	< 5
Toluene	1,000	µg/L	< 5.0	< 5.0	< 5.0	< 5.0	< 5.0	< 5.0	< 5.0	< 5.0	< 5.0	< 5.0	< 25	< 250	**4.7 J**	**21 J**	**34 J**	**8.2 J**	**750**	<5.0	< 200	< 200	< 200	**5.2**	< 5.0	< 5	< 5	< 5
Trichloroethylene	5	µg/L	< 5.0	< 5.0	< 5.0	< 5.0	< 5.0	< 5.0	< 5.0	< 5.0	< 5.0	< 5.0	< 25	< 250	< 1.3	< 6.5	< 6.5	< 1.3	< 50	<5.0	< 200	< 200	< 200	< 5.0	< 5.0	< 5	< 5	< 5
Xylenes, total	2,000	µg/L	**5.8**	**14**	**17**	**19**	**12**	**13**	**22**	< 5.0	**35**	**31**	< 25	< 250	**13 J**	**30 J**	**35 J**	**44 J**	**10 J**	**89**	**70 J**	**55 J**	**48 J**	**110**	**91**	**100**	**110**	**100**
Semivolatile Organic Compounds																												
Acenaphthene	2,000	µg/L	**16**	**22**	**21**	**13**	< 50	**37**	**31**	**2.8**	< 50	< 50	**11**	< 210	**28**	**30**	**35**	**42**	**7.2**	**28**	**25 J**	**26**	**28**	**56**	**46**	**54**	**40**	**37**
Acenaphthylene	10	µg/L	< 1.0	< 1.0	< 1.0	< 1.0	< 1.0	< 10	< 1.0	< 1.0	< 1.0	< 1.0	< 2.0	< 210	< 9.9	< 0.10	< 0.11	**0.46**	< 2.0	< 0.19	< 38	< 9.4	< 3.8	< 10	< 10	< 10	< 10	< 10
Anthracene	10	µg/L	**0.33**	**0.68**	**0.79**	**0.67**	**0.72**	**0.81**	**0.88**	**0.055**	**0.73**	**0.76**	< 2.0	< 210	< 9.9	**0.96**	**0.96**	**0.85**	< 2.0	**0.74**	< 38	< 9.4	**0.85 J**	< 10	< 10	< 10	< 10	< 10
Benz(a)anthracene	0.1	µg/L	< 0.05	< 0.05	< 0.05	< 0.05	< 0.05	< 0.50	< 0.05	< 0.05	< 0.05	< 0.05	< 2.0	< 210	< 9.9	< 0.10	< 0.11	< 0.11	< 2.0	< 0.19	< 38	< 9.4	< 3.8	< 0.05	< 0.05	< 0.05	< 0.05	< 0.05
Benzo(a)pyrene	0.2	µg/L	< 0.05	< 0.05	< 0.05	< 0.05	< 0.05	< 0.50	< 0.05	< 0.05	< 0.05	< 0.05	< 2.0	< 210	< 9.9	< 0.10	< 0.11	< 0.11	< 2.0	< 0.19	< 38	< 9.4	< 3.8	< 0.05	< 0.05	< 0.05	< 0.05	< 0.05
Benzo(b)fluoranthene	0.2	µg/L	< 0.1	< 0.1	< 0.1	< 0.1	< 0.1	< 1.0	< 0.10	< 0.10	< 0.10	< 0.10	< 2.0	< 210	< 9.9	< 0.10	< 0.11	< 0.11	< 2.0 *	< 0.19	< 38	< 9.4	< 3.8	< 0.10	< 0.10	< 0.1	< 0.1	< 0.1
Benzo(g,h,i)perylene	10	µg/L	**0.36**	< 0.1	< 0.1	< 0.1	< 0.1	< 1.0	< 0.10	< 0.10	< 0.10	< 0.10	< 2.0	< 210	< 9.9	< 0.10	< 0.11	< 0.11	< 2.0	< 0.19	< 38	< 9.4	< 3.8	< 10	< 10	< 10	< 10	< 10
Benzo(k)fluoranthene	10	µg/L	< 0.05	< 0.05	< 0.05	< 0.05	< 0.05	< 0.50	< 0.05	< 0.05	< 0.05	< 0.05	< 2.0	< 210	< 9.9	< 0.10	< 0.11	< 0.11	< 2.0	< 0.19	< 38	< 9.4	< 3.8	< 10	< 10	< 10	< 10	< 10
Chrysene	0.2	µg/L	< 0.05	< 0.05	< 0.05	< 0.05	< 0.05	< 0.50	< 0.05	< 0.05	< 0.05	< 0.05	< 2.0	< 210	< 4.5	< 0.046	<0.047	<0.049	< 2.0	< 0.19	< 38	< 9.4	< 3.8	< 0.05	< 0.05	< 0.05	< 0.05	< 0.05
Dibenzo(a,h)anthracene	0.3	µg/L	**0.23**	< 0.1	< 0.1	< 0.1	< 0.1	< 1.0	< 0.10	< 0.10	< 0.10	< 0.10	< 2.0	< 210	< 9.9	< 0.10	<0.11	<0.11	< 2.0	< 0.19	< 38	< 9.4	< 3.8	< 0.10	< 0.10	< 0.1	< 0.1	< 0.1
Fluoranthene	1,000	µg/L	**0.13**	**0.26**	**0.38**	**0.33**	**0.28**	< 1	**0.36**	<0.10	**0.32**	**0.34**	< 2.0	< 210	< 9.9	**0.39**	**0.44**	**0.40**	< 2.0	**0.34**	< 38	< 9.4	< 3.8	< 10	< 10	< 10	< 10	< 10
Fluorene	1,000	µg/L	**2.4**	**4.6**	**5.2**	**4.1**	**4.3**	**4.6**	**5**	**0.48**	**4.5**	**4.6**	< 2.0	< 210	< 9.9	**8.4**	**8.6**	6.7	**1.4 J**	**5.3**	< 38	**3.3 J**	**0.46 J**	< 10	< 10	< 10	< 10	< 10
Indeno(1,2,3-cd)pyrene	0.4	µg/L	**0.26**	< 0.05	< 0.05	< 0.05	< 0.05	< 0.50	< 0.05	< 0.05	< 0.05	< 0.05	< 2.0	< 210	< 9.9	< 0.10	<0.11	<0.11	< 2.0	< 0.19	< 38	< 9.4	< 3.8	< 0.05	< 0.05	< 0.05	< 0.05	< 0.05
Naphthalene	20	µg/L	**100**	**320**	**300**	< 0.5	**540**	**920**	**730**	**7.3**	**820**	**820**	**160**	**880**	**550**	**770**	**870**	**1,000**	**110**	**780**	**720**	**680**	**720**	**1,400**	**1,100**	**1,100**	**820**	**790**
Phenanthrene	10	µg/L	**1.6**	**3.2**	**4.0**	**3.4**	**3.7**	**4.5**	**4.6**	**0.36**	**4.0**	**4.1**	< 2.0	< 210	< 9.9	**6.1**	**6.3**	**5.7**	**1.5 J**	**4.5**	< 38	**3.4 J**	**4.1**	< 10	< 10	< 10	< 10	< 10
Pyrene	1,000	µg/L	**0.17**	**0.33**	**0.43**	**0.36**	**0.34**	< 0.5	**0.38**	0.050	**0.30**	**0.33**	< 2.0	< 210	< 9.9	**0.49**	**0.54**	**0.47**	< 2.0	**0.25**	< 38	< 9.4	< 3.8	<10	<10	< 10	< 10	< 10
Inorganic Compounds																												
Antimony	0.01	mg/L	< 0.006	< 0.006	< 0.006	< 0.006	< 0.02	< 0.02	< 0.02	< 0.02	< 0.02	< 0.02	< 0.02	< 0.02	**0.0063 J B**	< 0.0053	< 0.0053	< 0.0053	< 0.020	< 0.020	< 0.020	< 0.020	< 0.02	< 0.02	< 0.02	< 0.02	< 0.02	< 0.02
Arsenic	0.05	mg/L	< 0.05	< 0.05	< 0.05	< 0.05	< 0.05	< 0.05	< 0.05	< 0.05	< 0.05	< 0.05	< 0.02	< 0.02	< 0.0046	< 0.0046	< 0.0046	< 0.0046	< 0.010	< 0.010	< 0.010	< 0.010	< 0.01	< 0.05	< 0.05	< 0.05	< 0.05	< 0.05
Barium	2	mg/L	**0.819**	**0.516**	**0.509**	**0.673**	**0.566**	**0.551**	**0.524**	**0.289**	**0.556**	**0.560**	**0.30**	**0.54**	**0.72**	**0.63**	**0.57**	**0.47**	**1.6**	**0.58**	**0.51**	**0.54**	**0.5**	**0.543**	**0.557**	**0.512**	**0.527**	**0.523**
Beryllium	0.004	mg/L	< 0.004	< 0.004	< 0.004	< 0.004	< 0.01	< 0.01	< 0.01	< 0.01	< 0.01	< 0.01	< 0.0040	< 0.0040	**0.00031 J**	< 0.00020	< 0.00020	< 0.00020	**0.00046 J**	< 0.0040	< 0.0040	< 0.0040	< 0.004	< 0.01	< 0.01	< 0.01	< 0.01	< 0.010
Cadmium	0.005	mg/L	< 0.005	< 0.005	< 0.005	< 0.005	< 0.005	< 0.005	< 0.005	< 0.005	< 0.005	< 0.005	< 0.0050	< 0.0050	< 0.0020	< 0.0020	< 0.0020	< 0.0020	< 0.0050	< 0.0050	< 0.0050	**0.00064 J**	< 0.005	< 0.005	**0.0064**	< 0.005	< 0.005	< 0.005
Chromium	0.1	mg/L	< 0.01	< 0.01	< 0.01	< 0.01	< 0.01	< 0.01	< 0.01	< 0.01	< 0.01	< 0.01	< 0.010	< 0.010	**0.0030 J B**	< 0.0012	< 0.0012	< 0.0012	**0.0055 J**	< 0.010	< 0.010	**0.0013 J**	< 0.01	< 0.01	< 0.01	< 0.01	< 0.01	< 0.010
Copper	1.3	mg/L	< 0.01	< 0.01	< 0.01	< 0.01	< 0.01	< 0.01	< 0.01	< 0.01	< 0.01	< 0.01	< 0.02	< 0.02	< 0.0019	< 0.0019	< 0.0019	< 0.0019	< 0.010	< 0.020	< 0.020	**0.0067 J**	< 0.02	< 0.01	< 0.01	< 0.01	< 0.01	< 0.010
Cyanide	0.2	mg/L	< 0.01	< 0.01	< 0.01	< 0.01	< 0.01	< 0.01	< 0.01	< 0.01	**0.011**	< 0.01	< 0.010	< 0.010	< 0.0050	**0.021**	< 0.0050	< 0.0050	< 0.010	< 0.010	< 0.010	< 0.010	< 0.01	< 0.01	< 0.01	< 0.01	< 0.01	< 0.010
Lead	0.015	mg/L	< 0.01	< 0.01	< 0.01	< 0.01	< 0.01	< 0.01	< 0.01	< 0.01	< 0.01	< 0.01	< 0.010	< 0.010	< 0.0040	< 0.0040	< 0.0040	< 0.0040	**0.0034 J**	< 0.0050	< 0.0050	**0.0025 J**	< 0.005	< 0.01	< 0.01	< 0.01	< 0.01	< 0.010
Mercury	0.002	mg/L	< 0.0002	< 0.0002	< 0.0002	< 0.0002	< 0.0002	< 0.00020	< 0.00020	< 0.00020	< 0.00020	< 0.00020	< 0.00020	< 0.00020	< 0.000091	< 0.000091	< 0.000091	< 0.000091	< 0.00020	< 0.00020	< 0.00020	< 0.00020	< 0.00020	< 0.00020	< 0.00020	< 0.0002	< 0.0002	< 0.0002
Nickel	0.1	mg/L	< 0.02	< 0.02	< 0.02	< 0.02	< 0.02	< 0.02	< 0.02	< 0.02	< 0.02	< 0.02	< 0.04	< 0.04	< 0.0023	< 0.0023	< 0.0023	< 0.0023	**0.0034 J**	< 0.040	< 0.040	< 0.040	< 0.04	< 0.02	< 0.02	< 0.02	< 0.02	< 0.02
Selenium	0.05	mg/L	< 0.02	< 0.02	< 0.02	< 0.02	< 0.02	< 0.02	< 0.02	< 0.02	< 0.02	< 0.02	< 0.020	< 0.020	< 0.0064	< 0.0064	< 0.0064	< 0.0064	< 0.010	< 0.010	< 0.010	< 0.010	< 0.01	< 0.02	< 0.02	< 0.02	< 0.02	< 0.02
Thallium	0.002	mg/L	< 0.002	< 0.002	< 0.002	< 0.002	< 0.02	< 0.02	< 0.02	< 0.02	< 0.02	< 0.02	< 0.0010	< 0.0010	< 0.00025	**0.00026 J**	< 0.00025	< 0.00025	< 0.0010	< 0.0010	< 0.0010	< 0.0010	< 0.001	< 1.00	< 1.00	< 1.00	< 1	< 1
Vanadium (fume or dust)	0.2	mg/L	< 0.01	< 0.01	< 0.01	< 0.01	< 0.01	< 0.01	< 0.01	< 0.01	< 0.01	< 0.01	< 0.010	< 0.010	**0.0040 J**	< 0.0024	< 0.0024	< 0.0024	**0.0039 J**	< 0.010	< 0.010	< 0.010	< 0.01	< 0.01	< 0.01	< 0.01	< 0.01	< 0.010
Zinc	2	mg/L	< 0.02	**0.03**	< 0.02	**0.0285**	**0.0636**	< 0.02	< 0.02	< 0.02	**0.0203**	< 0.02	< 0.020	< 0.020	**0.022**	**0.016 J**	< 0.0087	**0.014 J**	**0.024**	<0.020	**0.046**	**0.076**	< 0.02	**0.118**	**0.211**	**0.0633**	< 0.02	< 0.02

Notes:
* - Not a HSRA regulated compound
ISCO - *in-situ* chemical oxidation
** - Resampled in August 2007 for VOCs only

Data Qualifier Defintions:
-- - Not analyzed
B (Inorganics) - Estimated analyte concentration
D - Analyte concentration reported from secondary dilution
DB - Analyte concentration reported from secondary dilution; analyte detected in method blank
H - Holding time exceeded for sample
J - Estimated analyte concentration
JB (Organic) - Estimated analyte concentration; analyte detected in method blank
Bold = Exceeds the laboratory detection limit
Bold and shaded - Analyte concentration exceeds the Type 1 RRS

Appendix E-2
Summary of Historical Groundwater Sampling Data - Transition Zone and Bedrock Monitoring Wells
January 2001 through July 2017
Atlanta Gas Light Company
Former Manufactured Gas Plant Site
Augusta, Georgia

Chemical Name	Type 1 Risk Reduction Standard	Location ID / Sample Date	MW-318 (Continued)																
			7/12/2006	07/06 DUP	2/7/2006	1/11/2006	1/11/2006	7/19/2005	1/17/2005	7/14/2004	1/20/2004	7/15/2003	1/20/2003	7/15/2002	1/21/2002	01/02 DUP	7/17/2001	1/17/2001	01/01 DUP
			Pre-Extraction																
Volatile Organic Compounds																			
Acetone	4,000	µg/L	50 R	50 R	--	1,200 U	1,200 U	500 U	25 U	2,500 U	2,500 U	1,300 U	620 U	620 U	620 U	620 U	620 U	620 UJ	25 U
Benzene	5	µg/L	**18**	**19**	--	**3,800**	**3,800**	**4,100**	**2,700 D**	**4,400**	**4,000**	**4,300**	**4,200**	**4,400**	**3,600**	**3,600**	**4,100**	**3,100**	**2,500 D**
Carbon Disulfide	4,000	µg/L	5 U	5 U	--	120 U	120 U	20 U	1.0 U	100 U	100 U	50 U	25 U	25 U	25 U	25 U	25 U	25 U	1.0 U
Ethylbenzene	700	µg/L	5 U	5 U	--	**730**	**720**	**800**	**680 D**	**800**	**810**	**960**	**960**	**1,100**	**650**	**630**	**880**	**710**	**390 E**
Methylene Chloride	5	µg/L	5 U	5 U	77 U	**210**	**200**	100 U	5.0 U	500 U	500 U	250 U	120 U	120 U	120 U	120 U	120 U	120 U	5.0 U
Toluene	1,000	µg/L	5 U	5 U	--	120 U	120 U	20 U	**3.5**	100 U	100 U	50 U	**17 J**	25 U	25 U	25 U	25 U	25 U	**3**
Trichloroethylene	5	µg/L	5 U	5 U	--	120 U	120 U	20 U	1.0 U	100 U	100 U	50 U	25 U	25 U	25 U	25 U	25 U	25 U	1.0 U
Xylenes, total	2,000	µg/L	5 U	5 U	--	250 U	250 U	**77**	**64 D**	200 U	200 U	100 U	**96 B**	**100**	**61**	**62**	**110**	**76**	**80**
Semivolatile Organic Compounds																			
2-Methylnaphthalene	*	µg/L	--	--	--	**76**	**72**	**72**	**59**	**76**	**91**	**86**	**95**	**100**	**70**	**54 J**	**85**	**79**	**0.076**
Acenaphthene	2,000	µg/L	10 U	10 U	--	**47**	**45**	**51**	**37**	**52**	**55**	**54**	**58**	**57**	**52**	**40 J**	**51**	**54**	**0.05**
Acenaphthylene	10	µg/L	10 U	10 U	--	6.7 U	5.0 U	8.0 U	8.0 U	20 U	0.2 U	10 U	10 U	10 U	50 U	100 U	50 U	10 U	10 U
Anthracene	10	µg/L	10 U	10 U	--	6.7 U	5.0 U	8.0 U	8.0 U	20 U	**0.97**	10 U	**0.86 J**	**0.84 J**	50 U	100 U	50 U	**0.74 J**	**0.72 J**
Benz(a)anthracene	0.1	µg/L	0.05 U	0.05 U	--	6.7 U	5.0 U	8.0 U	8.0 U	20 U	0.2 U	10 U	10 U	10 U	50 U	100 U	50 U	10 U	10 U
Benzo(a)pyrene	0.2	µg/L	0.05 U	0.05 U	--	6.7 U	5.0 U	8.0 U	8.0 U	20 U	0.2 U	10 U	10 U	10 U	50 U	100 U	50 U	10 U	10 U
Benzo(b)fluoranthene	0.2	µg/L	0.1 U	0.1 U	--	6.7 U	5.0 U	8.0 U	8.0 U	20 U	0.2 U	10 U	10 U	10 U	50 U	100 U	50 U	10 U	10 U
Benzo(g,h,i)perylene	10	µg/L	10 U	10 U	--	6.7 U	5.0 U	8.0 U	8.0 U	20 U	0.2 U	10 U	10 U	10 U	50 U	100 U	50 U	10 U	10 U
Benzo(k)fluoranthene	10	µg/L	10 U	10 U	--	6.7 U	5.0 U	8.0 U	8.0 U	20 U	0.2 U	10 U	10 U	10 U	50 U	100 U	50 U	10 U	10 U
Chrysene	0.2	µg/L	0.05 U	0.05 U	--	6.7 U	5.0 U	8.0 U	8.0 U	20 U	0.2 U	10 U	10 U	10 U	50 U	100 U	50 U	10 U	10 U
Dibenzo(a,h)anthracene	0.3	µg/L	0.1 U	0.1 U	--	6.7 U	5.0 U	8.0 U	8.0 U	20 U	0.2 U	10 U	10 U	10 U	50 U	100 U	50 U	10 U	10 U
Dibenzofuran	1	µg/L	--	--	--	33 U	5.0 U	8.0 U	8.0 U	20 U	**2.4**	10 U	**3.1 J**	**2.9 J**	**2.7 J**	100 U	**2.5 J**	**3.3 J**	**3.0 J**
Fluoranthene	1,000	µg/L	10 U	10 U	--	6.7 U	5.0 U	8.0 U	8.0 U	20 U	**0.44**	10 U	**0.46 J**	**0.42 J**	50 U	100 U	50 U	10 U	10 U
Fluorene	1,000	µg/L	10 U	10 U	--	6.7 U	**5.7**	8.0 U	8.0 U	20 U	**7.5**	10 U	**7.7 J**	**8.3 J**	**5.5 J**	**4.6 J**	**6.0 J**	**7.6 J**	**7.1 J**
Indeno(1,2,3-cd)pyrene	0.4	µg/L	0.05 U	0.05 U	--	6.7 U	5.0 U	8.0 U	8.0 U	20 U	0.2 U	10 U	10 U	10 U	50 U	100 U	50 U	10 U	10 U
Naphthalene	20	µg/L	10 U	10 U	--	**860**	**790**	**810**	**670**	**950**	**980**	**1,100**	**1,000 D**	**920 D**	**950**	**740**	**1,100 D**	**950 D**	**880 D**
Phenanthrene	10	µg/L	10 U	10 U	--	6.7 U	**5.1**	8.0 U	8.0 U	20 U	**7.1**	10 U	**7.1 J**	**6.8 J**	**6.3 J**	**5.1 J**	**5.0 J**	**6.3 J**	**6.0 J**
Pyrene	1,000	µg/L	10 U	10 U	--	6.7 U	5.0 U	8.0 U	8.0 U	20 U	**0.46**	0.01 UJ	10 U	10 U	50 U	100 U	50 U	10 U	10 U
Inorganic Compounds																			
Aluminum (fume or dust)	*	mg/L	--	--	--	**0.541**	0.2 U	**0.714**	0.2 U	0.2 U	0.2 U	0.2 U	0.2 U	**0.035 B**	0.2 U	0.2 U	**0.057 BN**	0.2 U	**0.18 B**
Antimony	0.01	mg/L	0.02 U	0.02 U	--	0.01 U	0.01 U	0.006 U	0.02 U	0.006 U	0.02 U	0.02 U	0.02 U	0.02 U	0.02 U	0.02 U	0.02 U	0.02 U	0.02 U
Arsenic	0.05	mg/L	0.05 U	0.05 U	--	0.01 U	0.01 U	0.01 U	0.01 U	0.01 U	0.01 U	0.01 U	0.01 U	0.01 U	0.01 U	0.01 U	0.01 U	0.01 U	0.01 U
Barium	2	mg/L	**0.149**	**0.143**	--	**0.388**	**0.386**	**0.397**	**0.38**	**0.4**	**0.39**	**0.36**	**0.36**	**0.37**	**0.36**	**0.35**	**0.35**	**0.36**	**0.36**
Beryllium	0.004	mg/L	0.01 U	0.01 U	--	0.005 U	0.005 U	0.004 U	0.004 U	0.004 U	0.004 U	0.004 U	0.004 U	0.004 U	0.004 U	0.004 U	0.004 U	0.004 U	**0.00059 B**
Cadmium	0.005	mg/L	0.005 U	0.005 U	--	0.002 U	0.002 U	0.005 U	0.005 U	0.005 U	0.005 U	0.005 UJ	0.005 U	0.005 U	0.005 U	0.005 U	0.005 U	0.005 U	0.005 U
Calcium metal	*	mg/L	--	--	--	**43.2**	**41.5**	**47.9**	**40**	**41**	**42**	**41**	**38**	**39**	**38**	**37**	**37**	**36**	**37**
Chromium	0.1	mg/L	0.01 U	0.01 U	--	0.005 U	0.005 U	0.01 U	0.01 U	0.01 U	0.01 U	0.01 UJ	0.01 U	0.01 U	0.01 U	0.01 U	0.01 U	0.01 U	0.01 U
Cobalt	*	mg/L	--	--	--	0.007 U	0.007 U	0.01 U	0.01 U	0.01 U	0.01 U	0.01 UJ	0.01 U	**0.0016 B**	0.01 U	0.01 U	0.01 U	0.01 U	0.01 U
Copper	1.3	mg/L	0.01 U	0.01 U	--	0.025 U	0.025 U	0.02 U	0.02 U	0.02 U	0.02 U	0.02 U	**0.0017 B**	0.02 U	0.02 U	0.02 U	0.02 U	0.02 U	0.02 U
Cyanide	0.2	mg/L	0.01 U	0.01 U	--	0.01 U	0.01 U	0.01 U	0.01 U	0.01 U	0.01 U	0.015 U	0.01 U	0.01 U	0.01 U	0.01 U	0.01 U	0.01 U	0.01 U
Iron	*	mg/L	--	--	--	**0.828**	**0.802**	**0.926**	**0.75**	**0.79**	**0.77**	**0.77**	**0.7**	**0.74 N**	**0.7**	**0.66**	**0.74**	**0.74**	**0.72**
Lead	0.015	mg/L	0.01 U	0.01 U	--	0.003 U	0.003 U	0.005 U	0.005 U	0.005 U	0.005 U	0.005 UJ	0.005 U	0.005 U	0.005 U	0.005 U	0.005 U	0.0030 U	**0.0023 B**
Magnesium	*	mg/L	--	--	--	**24**	**23.8**	**26**	**23**	**23**	**24**	**23**	**22**	**22**	**22**	**21**	**22**	**21**	**21**
Manganese	*	mg/L	--	--	--	**0.677**	**0.675**	**0.675**	**0.64**	**0.65**	**0.65**	**0.67**	**0.58**	**0.6**	**0.58**	**0.57**	**0.57**	**0.58**	**0.59**
Mercury	0.002	mg/L	0.0002 U	0.0002 U	--	0.0002 U	0.0002 U	0.0002 U	0.0002 U	0.0002 U	0.0002 U	0.0002 U	**0.00014 B**	0.0002 U	0.0002 U	0.0002 U	0.0002 U	0.00020 U	0.00020 U
Nickel	0.1	mg/L	0.02 U	0.02 U	--	0.04 U	0.04 U	0.04 U	0.04 U	0.04 U	0.04 U	0.04 UJ	0.04 U	0.04 U	0.04 U	0.04 U	0.04 U	0.04 U	0.04 U
Potassium	*	mg/L	--	--	--	5 U	5 U	**4.37**	**3.8**	**3.9**	**3.7**	**3.7**	**3.3**	**3.5**	**3.4**	**3.4**	**3.4**	**3.6**	**3.6**
Selenium	0.05	mg/L	0.02 U	0.02 U	--	0.005 U	0.005 U	0.01 U	0.01 U	0.01 U	0.01 U	0.01 U	0.01 U	**0.0047 B**	0.01 U	0.01 U	0.01 U	0.01 U	0.01 U
Sodium	*	mg/L	--	--	--	**16.2**	**16.1**	**18**	**15**	**16**	**16**	**19**	**15**	**15**	**14**	**14**	**15**	**15**	**15**
Thallium	0.002	mg/L	0.001 U	0.001 U	--	0.001 U	0.001 U	0.001 U	0.002 U	0.001 U	0.001 U	0.002 U	0.002 UWN	0.002 UWN	0.002 U	0.002 U	0.002 UWN	0.002 U	0.002 U
Vanadium (fume or dust)	0.2	mg/L	0.01 U	0.01 U	--	0.007 U	0.007 U	0.01 U	0.01 U	0.01 U	0.01 U	0.01 UJ	0.01 U	0.01 U	0.01 U	0.01 U	0.01 U	0.01 U	0.01 U
Zinc	2	mg/L	**0.596**	**0.581**	--	0.02 U	0.02 U	**0.0308 J**	**0.028**	**0.026**	0.02 U	**0.03**	**0.02**	0.02 U	0.02 U	0.02 U	0.02 U	0.02 U	0.02 U

Notes:
* - Not a HSRA regulated compound
ISCO - *in-situ* chemical oxidation
** - Resampled in August 2007 for VOCs only

Data Qualifier Defintions:
-- - Not analyzed
B (Inorganics) - Estimated analyte concentration
D - Analyte concentration reported from secondary dilution
DB - Analyte concentration reported from secondary dilution; analyte detected in method blank
H - Holding time exceeded for sample
J - Estimated analyte concentration
JB (Organic) - Estimated analyte concentration; analyte detected in method blank
Bold = Exceeds the laboratory detection limit
Bold and shaded - Analyte concentration exceeds the Type 1 RRS

Appendix E-2
Summary of Historical Groundwater Sampling Data - Transition Zone and Bedrock Monitoring Wells
January 2001 through July 2017
Atlanta Gas Light Company
Former Manufactured Gas Plant Site
Augusta, Georgia

Chemical Name	Type 1 Risk Reduction Standard	Location ID	MW-319																					
		Sample Date	7/27/2017	1/27/2017	7/20/2016	1/21/2016	7/28/2015	1/14/2015	7/14/2014	1/7/2014	7/9/2013	1/8/2013	7/23/2012	1/16/2012	7/5/2011	1/17/2011	7/13/2011	1/5/2010	7/22/2009	01/14/2009	07/16/2008	1/9/2008	7/11/2007	2/15/2007
		Unit	Post-Extraction					During Extraction																
Volatile Organic Compounds																								
Acetone	4,000	µg/L	< 50	< 50	< 50	< 50	< 50	< 50	< 50	< 50	< 50	< 100	< 5.0	< 5.0	< 5.0	< 5.0	< 100	< 100	< 100	< 100	< 100	< 50	< 50	< 50
Benzene	5	µg/L	< 5.0	< 5.0	< 5.0	< 5.0	< 5.0	< 5.0	< 5.0	< 5.0	< 5.0	< 5.0	< 0.25	< 0.25	< 0.25	< 0.25	< 5.0	< 5.0	< 5.0	< 5.0	< 5.0	< 5.0	< 5	< 5
Carbon Disulfide	4,000	µg/L	< 5.0	< 5.0	< 5.0	< 5.0	< 5.0	< 5.0	< 5.0	< 5.0	< 5.0	< 5.0	< 0.60	< 0.60	< 0.60	< 0.60	< 5.0	< 5.0	< 5.0	< 5.0	< 5.0	< 5.0	< 5	< 5
Methylene Chloride	5	µg/L	< 5.0	< 5.0	< 5.0	< 5.0	< 5.0	< 5.0	< 5.0	< 5.0	< 5.0	< 5.0	< 0.11	< 0.11	< 0.11	< 0.11	< 5.0	< 5.0	< 5.0	< 5.0	< 5.0	< 5.0	< 5	< 5
Ethylbenzene	700	µg/L	< 5.0	< 5.0	< 5.0	< 5.0	< 5.0	< 5.0	< 5.0	< 5.0	< 5.0	< 5.0	< 1.0	< 1.0	**3.2 J B**	< 1.0	< 5.0	< 5.0	< 5.0	< 5.0	< 5.0	< 5.0	< 5	< 5
Toluene	1,000	µg/L	< 5.0	< 5.0	< 5.0	< 5.0	< 5.0	< 5.0	< 5.0	< 5.0	< 5.0	< 5.0	< 0.33	< 0.33	< 0.33	< 0.33	< 5.0	< 5.0	< 5.0	< 5.0	< 5.0	< 5.0	< 5	< 5
Trichloroethylene	5	µg/L	< 5.0	< 5.0	< 5.0	< 5.0	< 5.0	< 5.0	< 5.0	< 5.0	< 5.0	< 5.0	< 0.13	< 0.13	< 0.13	< 0.13	< 5.0	< 5.0	< 5.0	< 5.0	< 5.0	< 5.0	< 5	< 5
Xylenes, total	2,000	µg/L	< 5.0	< 5.0	< 5.0	< 5.0	< 5.0	< 5.0	< 5.0	< 5.0	< 5.0	< 5.0	< 0.20	< 0.20	< 0.20	< 0.20	< 5.0	< 5.0	< 5.0	< 5.0	< 5.0	< 5.0	< 5	< 5
Semivolatile Organic Compounds																								
Acenaphthene	2,000	µg/L	< 0.5	< 0.5	< 0.5	< 0.5	< 0.5	< 0.50	< 0.50	< 0.50	< 0.50	< 0.19	< 0.096	< 0.11	< 0.10	< 0.098	< 0.19	< 0.20	< 0.19	< 0.21	< 0.19	< 10	< 10	< 10
Acenaphthylene	10	µg/L	< 1.0	< 1.0	< 1.0	< 1.0	< 1.0	< 1.0	< 1.0	< 1.0	< 1.0	< 0.19	< 0.096	< 0.11	< 0.10	< 0.098	< 0.19	< 0.20	< 0.19	< 0.21	< 0.19	< 10	< 10	< 10
Anthracene	10	µg/L	< 0.05	< 0.05	< 0.05	< 0.05	< 0.05	< 0.05	< 0.05	< 0.05	< 0.05	< 0.19	< 0.096	< 0.11	< 0.10	< 0.098	< 0.19	< 0.20	< 0.19	< 0.21	< 0.19	< 10	< 10	< 10
Benz(a)anthracene	0.1	µg/L	< 0.05	< 0.05	< 0.05	< 0.05	< 0.05	< 0.05	< 0.05	**0.075**	< 0.05	< 0.19	< 0.096	< 0.11	< 0.10	< 0.098	< 0.19	< 0.20	< 0.19	< 0.21	< 0.19	< 0.05	< 0.05	< 0.05
Benzo(a)pyrene	0.2	µg/L	< 0.05	< 0.05	< 0.05	< 0.05	< 0.05	< 0.05	< 0.05	**0.25**	< 0.05	< 0.19	< 0.096	< 0.11	< 0.10	< 0.098	< 0.19	< 0.20	< 0.19	< 0.21	< 0.19	< 0.05	< 0.05	< 0.05
Benzo(b)fluoranthene	0.2	µg/L	< 0.1	< 0.1	< 0.1	< 0.1	< 0.1	< 0.1	< 0.10	**0.16**	< 0.10	< 0.19	< 0.096	< 0.11	< 0.10	< 0.098	< 0.19	< 0.20	< 0.19	< 0.21	< 0.19	< 0.10	< 0.1	< 0.1
Benzo(g,h,i)perylene	10	µg/L	< 0.1	< 0.1	< 0.1	< 0.1	< 0.1	< 0.1	< 0.10	**0.33**	< 0.10	< 0.19	< 0.096	< 0.11	< 0.10	< 0.098	< 0.19	< 0.20	< 0.19	< 0.21	< 0.19	< 10	< 10	< 10
Benzo(k)fluoranthene	10	µg/L	< 0.05	< 0.05	< 0.05	< 0.05	< 0.05	< 0.05	< 0.05	**0.22**	< 0.05	< 0.19	< 0.096	< 0.11	**0.11 J**	< 0.098	< 0.19	< 0.20	< 0.19	< 0.21	< 0.19	< 10	< 10	< 10
Chrysene	0.2	µg/L	< 0.05	< 0.05	< 0.05	< 0.05	< 0.05	< 0.05	< 0.05	**0.19**	< 0.05	< 0.19	< 0.043	< 0.048	**0.065 J**	< 0.044	< 0.19	< 0.20	< 0.19	< 0.21	< 0.19	< 0.05	< 0.05	< 0.05
Dibenzo(a,h)anthracene	0.3	µg/L	< 0.1	< 0.1	< 0.1	< 0.1	< 0.1	< 0.1	< 0.10	**0.27**	< 0.10	< 0.19	< 0.096	< 0.11	< 0.10	< 0.098	< 0.19	< 0.20	< 0.19	< 0.21	< 0.19	**0.14**	< 0.1	< 0.1
Fluoranthene	1,000	µg/L	< 0.1	< 0.1	< 0.1	< 0.1	< 0.1	< 0.1	< 0.10	**0.1**	< 0.10	< 0.19	< 0.096	< 0.11	< 0.10	< 0.098	< 0.19	< 0.20	< 0.19	< 0.21	< 0.19	< 10	< 10	< 10
Fluorene	1,000	µg/L	< 0.1	< 0.1	< 0.1	< 0.1	< 0.1	< 0.10	< 0.10	< 0.10	< 0.10	< 0.19	< 0.096	< 0.11	< 0.10	< 0.098	< 0.19	< 0.20	< 0.19	< 0.21	< 0.19	< 10	< 10	< 10
Indeno(1,2,3-cd)pyrene	0.4	µg/L	< 0.05	< 0.05	< 0.05	< 0.05	< 0.05	< 0.05	< 0.05	**0.29**	< 0.05	< 0.19	< 0.096	< 0.11	< 0.10	< 0.098	< 0.19	< 0.20	< 0.19	< 0.21	< 0.19	**0.15**	< 0.05	< 0.05
Naphthalene	20	µg/L	< 0.5	< 0.5	< 0.5	< 0.5	< 0.5	< 0.5	< 0.50	< 0.50	< 0.50	< 0.19	< 0.096	< 0.11	< 0.10	< 0.098	< 0.19	< 0.20	< 0.19	**0.033 J**	**0.05 J**	< 10	< 10	< 10
Phenanthrene	10	µg/L	< 0.05	< 0.05	< 0.05	< 0.05	< 0.05	< 0.05	< 0.05	< 0.05	< 0.05	< 0.19	< 0.096	< 0.11	< 0.10	< 0.098	< 0.19	< 0.20	< 0.19	< 0.21	< 0.19	< 10	< 10	< 10
Pyrene	1,000	µg/L	< 0.05	**3.3**	< 0.05	< 0.05	< 0.05	< 0.05	**0.056**	**0.085**	< 0.05	< 0.19	< 0.096	< 0.11	< 0.10	< 0.098	< 0.19	< 0.20	< 0.19	< 0.21	< 0.19	< 10	< 10	< 10
Inorganic Compounds																								
Antimony	0.01	mg/L	< 0.006	< 0.006	< 0.006	< 0.006	< 0.02	< 0.02	< 0.02	< 0.02	< 0.02	< 0.020	< 0.0053	< 0.0053	< 0.0053	< 0.0053	< 0.020	< 0.020	< 0.020	< 0.020	< 0.02	< 0.02	< 0.02	< 0.02
Arsenic	0.05	mg/L	< 0.05	< 0.05	< 0.05	< 0.05	< 0.05	< 0.05	< 0.05	< 0.05	< 0.05	< 0.020	< 0.0046	< 0.0046	< 0.0046	< 0.0046	< 0.020	< 0.020	< 0.020	< 0.010	< 0.01	< 0.05	< 0.05	< 0.05
Barium	2	mg/L	**0.584**	**0.576**	**0.669**	**0.838**	**0.777**	**0.642**	**0.132**	**0.692**	**0.668**	**0.93**	**0.73**	**0.28**	**0.92**	**0.89**	**0.94**	**0.82**	**0.67**	**0.38**	**0.69**	**0.820**	**0.704**	**0.743**
Beryllium	0.004	mg/L	< 0.004	< 0.004	< 0.004	< 0.004	< 0.01	< 0.01	< 0.01	< 0.01	< 0.01	< 0.0040	< 0.00020	< 0.00020	< 0.00020	**0.00020 J**	**0.00031 J**	< 0.0040	< 0.0040	< 0.0040	< 0.004	< 0.01	< 0.01	< 0.01
Cadmium	0.005	mg/L	< 0.005	< 0.005	< 0.005	< 0.005	< 0.005	< 0.005	< 0.005	< 0.005	< 0.005	< 0.0020	< 0.0020	< 0.0020	< 0.0020	< 0.0020	< 0.0050	< 0.0050	< 0.0050	< 0.0050	< 0.005	< 0.005	< 0.005	< 0.005
Chromium	0.1	mg/L	< 0.01	< 0.01	< 0.01	< 0.01	< 0.01	< 0.01	< 0.01	< 0.01	< 0.01	< 0.010	< 0.0012	< 0.0012	< 0.0012	**0.0028 J**	< 0.010	< 0.010	< 0.010	< 0.010	< 0.01	< 0.01	< 0.01	< 0.01
Copper	1.3	mg/L	< 0.01	< 0.01	< 0.01	< 0.01	< 0.01	< 0.01	< 0.01	< 0.01	< 0.01	< 0.020	< 0.0019	< 0.0019	< 0.0019	< 0.0019	**0.0038 J**	< 0.020	< 0.020	**0.0029 J**	< 0.02	< 0.01	< 0.01	< 0.01
Cyanide	0.2	mg/L	< 0.01	< 0.01	< 0.01	< 0.01	< 0.01	< 0.01	< 0.01	< 0.01	< 0.01	< 0.010	< 0.0050	< 0.0050	**0.027**	< 0.0050	< 0.010	< 0.010	< 0.010	< 0.010	< 0.01	< 0.01	< 0.01	< 0.01
Lead	0.015	mg/L	< 0.01	< 0.01	< 0.01	< 0.01	< 0.01	< 0.01	< 0.01	< 0.01	< 0.01	< 0.010	< 0.0040	**0.0043 J**	< 0.0040	< 0.0040	< 0.010	< 0.010	< 0.010	**0.0036 J**	< 0.005	< 0.01	< 0.01	< 0.01
Mercury	0.002	mg/L	< 0.0002	< 0.0002	< 0.0002	< 0.0002	< 0.0002	< 0.00020	< 0.00020	< 0.00020	< 0.00020	< 0.00020	< 0.000091	< 0.000091	< 0.000091	< 0.000091	< 0.00020	< 0.00020	< 0.00020	< 0.00020	< 0.00020	< 0.00020	< 0.0002	< 0.0002
Nickel	0.1	mg/L	< 0.02	< 0.02	< 0.02	< 0.02	< 0.02	< 0.02	< 0.02	< 0.02	< 0.02	< 0.040	**0.0023 J**	< 0.0023	< 0.0023	< 0.0023	< 0.040	< 0.040	< 0.040	< 0.040	< 0.04	< 0.02	< 0.02	< 0.02
Selenium	0.05	mg/L	< 0.02	< 0.02	< 0.02	< 0.02	< 0.02	< 0.02	< 0.02	< 0.02	< 0.02	< 0.020	< 0.0064	< 0.0064	< 0.0064	< 0.0064	< 0.020	< 0.020	< 0.020	< 0.010	< 0.01	< 0.02	< 0.02	< 0.02
Thallium	0.002	mg/L	< 0.002	< 0.002	< 0.002	< 0.002	< 0.02	< 0.02	< 0.02	< 0.02	< 0.02	< 0.0010	< 0.00025	< 0.00025	< 0.00025	< 0.00025	< 0.0010	< 0.0010	< 0.0010	< 0.0010	< 0.001	< 1.00	< 1.00	< 1
Vanadium (fume or dust)	0.2	mg/L	< 0.01	< 0.01	< 0.01	< 0.01	< 0.01	< 0.01	< 0.01	< 0.01	< 0.01	< 0.010	< 0.0024	< 0.0024	< 0.0024	< 0.0024	< 0.010	< 0.010	< 0.010	< 0.010	< 0.01	< 0.01	< 0.01	< 0.01
Zinc	2	mg/L	< 0.02	< 0.02	< 0.02	< 0.02	< 0.02	< 0.02	< 0.02	< 0.02	< 0.02	< 0.020	< 0.0087	**0.0094 J**	< 0.0087	< 0.0087	< 0.020	< 0.020	< 0.020	< 0.020	< 0.02	< 0.02	< 0.02	< 0.02

Notes:
* - Not a HSRA regulated compound
ISCO - *in-situ* chemical oxidation
** - Resampled in August 2007 for VOCs only

Data Qualifier Defintions:
-- - Not analyzed
B (Inorganics) - Estimated analyte concentration
D - Analyte concentration reported from secondary dilution
DB - Analyte concentration reported from secondary dilution; analyte detected in method blank
H - Holding time exceeded for sample
J - Estimated analyte concentration
JB (Organic) - Estimated analyte concentration; analyte detected in method blank
Bold = Exceeds the laboratory detection limit
Bold and shaded - Analyte concentration exceeds the Type 1 RRS

Appendix E-2
Summary of Historical Groundwater Sampling Data - Transition Zone and Bedrock Monitoring Wells
January 2001 through July 2017
Atlanta Gas Light Company
Former Manufactured Gas Plant Site
Augusta, Georgia

Chemical Name	Type 1 Risk Reduction Standard	Location ID	MW-319 (Continued)												
		Sample Date	7/13/2006	1/12/2006	7/18/2005	1/17/2005	7/13/2004	1/20/2004	7/15/2003	1/21/2003	7/11/2002	1/17/2002	7/16/2001	7/01 DUP	1/16/2001
		Unit	Pre-Extraction												
Volatile Organic Compounds															
Acetone	4,000	µg/L	50 U	10 U	25 U	25 U	25 U	25 U	25 U	**15 J**	25 U	25 U	25 U	25 U	25 UJ
Benzene	5	µg/L	5 U	1.0 U	1.0 U	1.0 U	1.0 U	1.0 U	1.0 U	**0.12 J**	1.0 U	1.0 U	1.0 U	1.0 U	**0.33 J**
Carbon Disulfide	4,000	µg/L	5 U	1.0 U	1.0 U	1.0 U	1.0 U	1.0 U	1.0 U	1.0 U	1.0 U	1.0 U	1.0 U	1.0 U	1.0 U
Methylene Chloride	5	µg/L	5 U	1.0 U	5.0 U	5.0 U	5.0 U	5.0 U	5.0 U	5.0 U	**0.35 J**	5.0 U	5.0 U	5.0 U	5.0 U
Ethylbenzene	700	µg/L	5 U	1.0 U	1.0 U	1.0 U	1.0 U	1.0 U	1.0 U	**0.14 J**	1.0 U	1.0 U	1.0 U	1.0 U	**0.29 J**
Toluene	1,000	µg/L	5 U	1.0 U	1.0 U	1.0 U	1.0 U	1.0 U	1.0 U	1.0 U	1.0 U	1.0 U	1.0 U	1.0 U	1.0 U
Trichloroethylene	5	µg/L	5 U	1.0 U	1.0 U	1.0 U	1.0 U	1.0 U	1.0 U	1.0 U	1.0 U	1.0 U	1.0 U	1.0 U	1.0 U
Xylenes, total	2,000	µg/L	5 U	2.0 U	2.0 U	2.0 U	2.0 U	2.0 U	2.0 U	**0.49 J**	2.0 U	2.0 U	2.0 U	2.0 U	2.0 U
Semivolatile Organic Compounds															
2-Methylnaphthalene	*	µg/L	--	0.2 U	0.2 U	0.2 U	0.2 U	0.2 U	10 U	10 U	10 U	10 U	10 U	10 U	10 U
Acenaphthene	2,000	µg/L	10 U	0.2 U	0.2 U	0.2 U	0.2 U	0.2 U	10 U	10 U	10 U	10 U	10 U	10 U	10 U
Acenaphthylene	10	µg/L	10 U	0.2 U	0.2 U	0.2 U	0.2 U	0.2 U	10 U	10 U	10 U	10 U	10 U	10 U	10 U
Anthracene	10	µg/L	10 U	0.2 U	0.2 U	0.2 U	0.2 U	0.2 U	10 U	10 U	10 U	10 U	10 U	10 U	10 U
Benz(a)anthracene	0.1	µg/L	0.05 U	0.2 U	0.2 U	0.2 U	0.2 U	0.2 U	10 U	10 U	10 U	10 U	10 U	10 U	10 U
Benzo(a)pyrene	0.2	µg/L	0.05 U	0.2 U	0.2 U	0.2 U	0.2 U	0.2 U	10 U	10 U	10 U	10 U	10 U	10 U	10 U
Benzo(b)fluoranthene	0.2	µg/L	0.1 U	0.2 U	0.2 U	0.2 U	0.2 U	0.2 U	10 U	10 U	10 U	10 U	10 U	10 U	10 U
Benzo(g,h,i)perylene	10	µg/L	10 U	0.2 U	0.2 U	0.2 U	0.2 U	0.2 U	10 U	10 U	10 U	10 U	10 U	10 U	10 U
Benzo(k)fluoranthene	10	µg/L	10 U	0.2 U	0.2 U	0.2 U	0.2 U	0.2 U	10 U	10 U	10 U	10 U	10 U	10 U	10 U
Chrysene	0.2	µg/L	0.05 U	0.2 U	0.2 U	0.2 U	0.2 U	0.2 U	10 U	10 U	10 U	10 U	10 U	10 U	10 U
Dibenzo(a,h)anthracene	0.3	µg/L	0.1 U	0.2 U	0.2 U	0.2 U	0.2 U	0.2 U	10 U	10 U	10 U	10 U	10 U	10 U	10 U
Dibenzofuran	1	µg/L	--	1.0 U	0.2 U	0.2 U	0.2 U	0.2 U	10 U	10 U	10 U	10 U	10 U	10 U	10 U
Fluoranthene	1,000	µg/L	10 U	0.2 U	0.2 U	0.2 U	0.2 U	0.2 U	10 U	10 U	10 U	10 U	10 U	10 U	10 U
Fluorene	1,000	µg/L	10 U	0.2 U	0.2 U	0.2 U	0.2 U	0.2 U	10 U	10 U	10 U	10 U	10 U	10 U	10 U
Indeno(1,2,3-cd)pyrene	0.4	µg/L	0.05 U	0.2 U	0.2 U	0.2 U	0.2 U	0.2 U	10 U	10 U	10 U	10 U	10 U	10 U	10 U
Naphthalene	20	µg/L	10 U	0.2 U	0.2 U	0.2 U	0.2 U	0.2 U	10 U	10 U	10 U	10 U	10 U	10 U	10 U
Phenanthrene	10	µg/L	10 U	0.2 U	0.2 U	0.2 U	0.2 U	0.2 U	10 U	10 U	10 U	10 U	10 U	10 U	10 U
Pyrene	1,000	µg/L	10 U	0.2 U	0.2 U	0.2 U	0.2 U	0.2 U	10 UJ	10 U	10 U	10 U	10 U	10 U	10 U
Inorganic Compounds															
Aluminum (fume or dust)	*	mg/L	--	**1.72**	0.2 U	0.2 U	0.2 U	0.2 U	0.2 U	0.2 U	**0.071 B**	**0.2**	**0.05 B**	**0.057 B**	**0.031 J**
Antimony	0.01	mg/L	0.02 U	0.01 U	0.006 U	0.02 U	0.006 U	0.02 U	0.02 U	0.02 U	0.02 U	0.02 U	**0.0058 B**	0.02 U	**0.0065 J**
Arsenic	0.05	mg/L	0.05 U	0.01 U	0.01 U	0.01 U	0.01 U	0.01 U	0.01 U	0.01 U	0.01 U	**0.0037 B**	0.01 U	0.01 U	0.01 U
Barium	2	mg/L	**0.736**	**0.642**	**0.603**	**0.61**	**0.6**	**0.6**	**0.52**	**0.6**	**0.55**	**0.67**	**0.62**	**0.62**	**0.68**
Beryllium	0.004	mg/L	0.01 U	0.005 U	0.004 U	0.004 U	0.004 U	0.004 U	0.004 U	0.004 U	0.004 U	**0.00072 B**	0.004 U	0.004 U	0.00073 U
Cadmium	0.005	mg/L	0.005 U	0.002 U	0.005 U	0.005 U	0.005 U	0.005 U	0.005 UJ	0.005 U	0.005 U	0.005 U	0.005 U	0.005 U	0.005 U
Calcium metal	*	mg/L	--	**36.5**	**29.5**	**28**	**28**	**29**	**31**	**28**	**28**	**33**	**30**	**30**	**34**
Chromium	0.1	mg/L	0.01 U	0.005 UJ	0.01 U	0.01 U	0.01 U	0.01 U	0.01 UJ	0.01 U	0.01 U	**0.003 B**	0.01 U	0.01 U	0.01 U
Cobalt	*	mg/L	--	0.007 UJ	0.01 U	0.01 U	0.01 U	0.01 U	0.01 UJ	**0.0047 B**	**0.0042 B**	**0.0058 B**	**0.0053 B**	**0.0048 B**	**0.0058 J**
Copper	1.3	mg/L	0.01 U	0.025 U	0.02 U	0.02 U	0.02 U	0.02 U	0.02 U	**0.0019 B**	0.02 U	0.02 U	0.02 U	0.02 U	0.02 U
Cyanide	0.2	mg/L	0.01 U	0.01 UJ	0.01 U	0.01 U	0.01 U	0.01 U	0.015 U	0.01 U	0.01 U	0.01 U	0.01 U	0.01 U	0.01 U
Iron	*	mg/L	--	**4.23**	**4.03**	**4.1**	**3.8**	**4.3**	**3.8**	**4.3**	**3.5**	**5.3**	**4.4**	**4.3**	**4.7**
Lead	0.015	mg/L	0.01 U	0.003 U	0.005 U	0.005 U	0.005 U	0.005 U	0.005 UJ	0.005 U	0.005 U	0.005 U	0.005 U	0.005 U	0.0025 U
Magnesium	*	mg/L	--	**16.2**	**13.2**	**13**	**13**	**13**	**12**	**14**	**11**	**16**	**14**	**14**	**15**
Manganese	*	mg/L	--	**1.11**	**1.08**	**1.1**	**1.1**	**1.2**	**1.1**	**1.1**	**0.94**	**1.3 N**	**1.1**	**1.1**	**1.2**
Mercury	0.002	mg/L	0.0002 U	0.0002 UJ	0.0002 U	0.0002 U	0.0002 U	0.0002 U	0.0002 U	0.0002 U	0.0002 U	0.0002 U	0.0002 U	0.0002 U	0.00020 U
Nickel	0.1	mg/L	0.02 U	0.04 U	0.04 U	0.04 U	0.04 U	0.04 U	0.04 UJ	0.04 U	0.04 U	**0.0052 B**	0.04 U	0.04 U	**0.0055 J**
Potassium	*	mg/L	--	5 U	**3.68**	**3.4**	**3.4**	**3.4**	**3.2**	**3.1**	**3.5**	**3.6 N**	**3.7**	**3.6**	**4.3**
Selenium	0.05	mg/L	0.02 U	0.005 U	0.01 U	0.01 U	0.01 U	0.01 U	0.01 U	0.01 U	0.01 U	0.01 U	0.01 U	0.01 U	0.01 U
Sodium	*	mg/L	--	**14.9**	**14.8**	**13**	**14**	**13**	**14**	**14**	**14**	**14**	**15**	**14**	**15**
Thallium	0.002	mg/L	0.001 U	0.001 U	0.001 U	0.002 U	0.001 U	0.001 U	0.002 U	0.002 UW	0.002 UWN	0.002 U	0.002 U	0.002 U	0.002 U
Vanadium (fume or dust)	0.2	mg/L	0.01 U	0.007 U	0.01 U	0.01 U	0.01 U	0.01 U	0.01 UJ	0.01 U	0.01 U	0.01 U	0.01 U	0.01 U	0.01 U
Zinc	2	mg/L	0.02 U	0.02 U	0.02 U	0.02 U	0.02 U	0.02 U	**0.04**	**0.04**	0.02 U	0.02 U	0.02 U	0.02 U	0.02 U

Notes:
* - Not a HSRA regulated compound
ISCO - *in-situ* chemical oxidation
** - Resampled in August 2007 for VOCs only

Data Qualifier Defintions:
-- - Not analyzed
B (Inorganics) - Estimated analyte concentration
D - Analyte concentration reported from secondary dilution
DB - Analyte concentration reported from secondary dilution; analyte detected in method blank
H - Holding time exceeded for sample
J - Estimated analyte concentration
JB (Organic) - Estimated analyte concentration; analyte detected in method blank
Bold = Exceeds the laboratory detection limit
Bold and shaded - Analyte concentration exceeds the Type 1 RRS

Appendix E-2
Summary of Historical Groundwater Sampling Data - Transition Zone and Bedrock Monitoring Wells
January 2001 through July 2017
Atlanta Gas Light Company
Former Manufactured Gas Plant Site
Augusta, Georgia

Chemical Name	Type 1 Risk Reduction Standard	Location ID	MW-320																					
		Sample Date	7/27/2017	1/27/2017	7/28/2016	1/21/2016	7/27/2015	1/12/2015	7/14/2014	1/6/2014	7/9/2013	1/8/2013	7/23/2012	1/16/2012	7/5/2011	1/17/2011	7/13/2010	1/5/2010	7/22/2009	01/14/2009	07/16/2008	1/9/2008	7/11/2007	2/14/2007
		Unit	Post-Extraction					During Extraction																
Volatile Organic Compounds																								
Acetone	4,000	µg/L	< 50	< 50	< 50	< 50	< 50	< 50	< 50	< 50	< 50	< 100	< 5.0	< 5.0	< 5.0	< 5.0	< 100	< 100	< 100	< 100	< 100	< 50	< 50	< 50
Benzene	5	µg/L	< 5.0	< 5.0	< 5.0	< 5.0	< 5.0	< 5	< 5.0	< 5.0	< 5.0	< 5.0	< 0.25	< 0.25	< 0.25	< 0.25	< 5.0	< 5.0	< 5.0	< 5.0	**0.54 J**	< 5.0	< 5	< 5
Carbon Disulfide	4,000	µg/L	< 5.0	< 5.0	< 5.0	< 5.0	< 5.0	< 5.0	< 5.0	< 5.0	< 5.0	< 5.0	< 0.60	< 0.60	< 0.60	< 0.60	< 5.0	< 5.0	< 5.0	< 5.0	< 5.0	< 5.0	< 5	< 5
Ethylbenzene	700	µg/L	< 5.0	< 5.0	< 5.0	< 5.0	< 5.0	< 5	< 5.0	< 5.0	< 5.0	< 5.0	< 0.11	< 0.11	< 0.11	< 0.11	< 5.0	< 5.0	< 5.0	< 5.0	**0.45 J**	< 5.0	< 5	< 5
Methylene Chloride	5	µg/L	< 5.0	< 5.0	< 5.0	< 5.0	< 5.0	< 5.0	< 5.0	< 5.0	< 5.0	< 5.0	< 1.0	< 1.0	< 1.0	< 1.0	< 5.0	< 5.0	< 5.0	< 5.0	< 5.0	< 5.0	< 5	< 5
Toluene	1,000	µg/L	< 5.0	< 5.0	< 5.0	< 5.0	< 5.0	< 5.0	< 5.0	< 5.0	< 5.0	< 5.0	< 0.33	< 0.33	< 0.33	< 0.33	< 5.0	< 5.0	< 5.0	< 5.0	< 5.0	< 5.0	< 5	< 5
Trichloroethylene	5	µg/L	< 5.0	< 5.0	< 5.0	< 5.0	< 5.0	< 5.0	< 5.0	< 5.0	< 5.0	< 5.0	< 0.13	< 0.13	< 0.13	< 0.13	< 5.0	< 5.0	< 5.0	**0.56 J**	< 5.0	< 5.0	< 5	< 5
Xylenes, total	2,000	µg/L	< 5.0	< 5.0	< 5.0	< 5.0	< 5.0	< 5.0	< 5.0	< 5.0	< 5.0	< 5.0	< 0.20	< 0.20	< 0.20	< 0.20	< 5.0	< 5.0	< 5.0	< 5.0	< 5.0	< 5.0	< 5	< 5
Semivolatile Organic Compounds																								
Acenaphthene	2,000	µg/L	< 0.5	< 0.5	< 0.5	< 0.5	< 0.5	< 0.5	< 0.50	< 0.50	< 0.50	< 0.20	< 0.095	< 0.11	< 0.11	< 0.11	< 0.20	< 0.19	< 0.19	< 0.20	< 0.19	< 10	< 10	< 10
Acenaphthylene	10	µg/L	< 1.0 UJ	< 1.0	< 1.0	< 1.0	< 1.0	< 1	< 1.0	< 1.0	< 1.0	< 0.20	< 0.095	< 0.11	< 0.11	< 0.11	< 0.20	< 0.19	< 0.19	< 0.20	< 0.19	< 10	< 10	< 10
Anthracene	10	µg/L	< 0.05	< 0.05	< 0.05	< 0.05	< 0.05	< 0.05	< 0.05	< 0.05	< 0.05	< 0.20	< 0.095	< 0.11	< 0.11	< 0.11	< 0.20	< 0.19	< 0.19	< 0.20	< 0.19	< 10	< 10	< 10
Benz(a)anthracene	0.1	µg/L	< 0.05	< 0.05	< 0.05	< 0.05	< 0.05	< 0.05	< 0.05	< 0.05	< 0.05	< 0.20	< 0.095	**0.12 J**	< 0.11	< 0.11	< 0.20	< 0.19	< 0.19	< 0.20	< 0.19	< 0.05	< 0.05	< 0.05
Benzo(a)pyrene	0.2	µg/L	< 0.05	< 0.05	< 0.05	< 0.05	< 0.05	< 0.05	< 0.05	**0.053**	< 0.05	< 0.20	< 0.095	**0.18 J**	< 0.11	< 0.11	< 0.20	< 0.19	< 0.19	< 0.20	< 0.19	< 0.05	< 0.05	< 0.05
Benzo(b)fluoranthene	0.2	µg/L	< 0.1	< 0.1	< 0.1	< 0.1	< 0.1	< 0.1	< 0.10	< 0.10	< 0.10	< 0.20	< 0.095	< 0.11	< 0.11	**0.13 J**	**0.10 J***	< 0.19	< 0.19	< 0.20	< 0.19	< 0.10	< 0.1	< 0.1
Benzo(g,h,i)perylene	10	µg/L	< 0.1	< 0.1	< 0.1	< 0.1	< 0.1	< 0.1	< 0.10	**0.12**	< 0.10	< 0.20	< 0.095	**0.15 J**	< 0.11	< 0.11	< 0.20	< 0.19	< 0.19	< 0.20	< 0.19	< 10	< 10	< 10
Benzo(k)fluoranthene	10	µg/L	< 0.05	< 0.05	< 0.05	< 0.05	< 0.05	< 0.05	< 0.05	**0.066**	< 0.05	< 0.20	< 0.095	**0.38**	< 0.11	**0.13 J**	< 0.20	< 0.19	< 0.19	< 0.20	< 0.19	< 10	< 10	< 10
Chrysene	0.2	µg/L	< 0.05	< 0.05	< 0.05	< 0.05	< 0.05	< 0.05	< 0.05	< 0.05	**0.051**	< 0.20	< 0.043	**0.23 B**	< 0.048	**0.086 J**	**0.12 J**	< 0.19	< 0.19	< 0.20	< 0.19	< 0.05	< 0.05	< 0.05
Dibenzo(a,h)anthracene	0.3	µg/L	< 0.1	< 0.1	< 0.1	< 0.1	< 0.1	< 0.1	< 0.10	**0.13**	< 0.10	< 0.20	< 0.095	< 0.11	< 0.11	< 0.11	< 0.20	< 0.19	< 0.19	< 0.20	< 0.19	< 0.10	< 0.1	< 0.1
Fluoranthene	1,000	µg/L	< 0.1	< 0.1	< 0.1	< 0.1	< 0.1	< 0.1	< 0.10	< 0.10	**0.12**	< 0.20	< 0.095	**0.43**	< 0.11	**0.17 J**	**0.22**	< 0.19	**0.36**	**0.022 J**	< 0.19	< 10	< 10	< 10
Fluorene	1,000	µg/L	< 0.1	< 0.1	< 0.1	< 0.1	< 0.1	< 0.1	< 0.10	< 0.10	< 0.10	< 0.20	< 0.095	< 0.11	< 0.11	< 0.11	< 0.20	< 0.19	< 0.19	< 0.20	< 0.19	< 10	< 10	< 10
Indeno(1,2,3-cd)pyrene	0.4	µg/L	< 0.05	< 0.05	< 0.05	< 0.05	< 0.05	< 0.05	< 0.05	**0.090**	< 0.05	< 0.20	< 0.095	**0.15 J**	< 0.11	< 0.11	< 0.20	< 0.19	< 0.19	< 0.20	< 0.19	< 0.05	< 0.05	< 0.05
Naphthalene	20	µg/L	< 0.5	< 0.5	< 0.5	< 0.5	< 0.5	**13**	< 0.50	< 0.50	< 0.50	< 0.20	< 0.095	< 0.11	**0.11 J**	< 0.11	< 0.20	< 0.19	< 0.19	**0.052 J**	0.33	< 10	< 10	< 10
Phenanthrene	10	µg/L	< 0.05	< 0.05	< 0.05	< 0.05	< 0.05	< 0.05	< 0.05	< 0.05	< 0.05	< 0.20	< 0.095	**0.11 J**	< 0.11	< 0.11	< 0.20	< 0.19	< 0.19	< 0.20	< 0.19	< 10	< 10	< 10
Pyrene	1,000	µg/L	< 0.05	**0.051**	< 0.05	< 0.05	< 0.05	< 0.05	< 0.05	< 0.05	**0.081**	< 0.20	< 0.095	**0.30**	< 0.11	**0.14 J**	**0.17 J**	< 0.19	**0.26**	< 0.20	< 0.19	< 10	< 10	< 10
Inorganic Compounds																								
Antimony	0.01	mg/L	< 0.006	< 0.006	< 0.006	< 0.006	< 0.02	< 0.02	< 0.02	< 0.02	< 0.02	< 0.020	< 0.0053	< 0.0053	< 0.0053	< 0.0053	< 0.020	< 0.020	< 0.020	< 0.020	< 0.02	< 0.02	< 0.02	< 0.02
Arsenic	0.05	mg/L	< 0.05	< 0.05	< 0.05	< 0.05	< 0.05	< 0.05	< 0.05	< 0.05	< 0.05	< 0.020	< 0.0046	< 0.0046	< 0.0046	< 0.0046	< 0.020	< 0.020	< 0.020	< 0.010	< 0.01	< 0.05	< 0.05	< 0.05
Barium	2	mg/L	**0.249**	**0.238**	**0.25**	**0.281**	**0.267**	**0.0287**	**0.268**	**0.264**	**0.267**	**0.096**	**0.26**	**0.29**	**0.076**	**0.25**	**0.097**	**0.097**	**0.27**	**0.22**	**0.27**	**0.284**	**0.240**	**0.278**
Beryllium	0.004	mg/L	< 0.004	< 0.004	< 0.004	< 0.004	< 0.01	< 0.01	< 0.01	< 0.01	< 0.01	< 0.0040	< 0.00020	< 0.00020	< 0.00020	< 0.00020	< 0.0040	< 0.0040	< 0.0040	< 0.0040	< 0.004	< 0.01	< 0.01	< 0.01
Cadmium	0.005	mg/L	< 0.005	< 0.005	< 0.005	< 0.005	< 0.005	< 0.005	< 0.005	< 0.005	< 0.005	< 0.0050	< 0.0020	< 0.0020	< 0.0020	< 0.0020	< 0.0050	< 0.0050	< 0.0050	< 0.0050	< 0.005	< 0.005	< 0.005	< 0.005
Chromium	0.1	mg/L	< 0.01	< 0.01	< 0.01	< 0.01	< 0.01	< 0.01	< 0.01	< 0.01	< 0.01	< 0.010	< 0.0012	< 0.0012	< 0.0012	**0.0013 J**	< 0.010	< 0.010	< 0.010	< 0.010	< 0.01	< 0.01	< 0.01	< 0.01
Copper	1.3	mg/L	< 0.01	< 0.01	< 0.01	< 0.01	< 0.01	< 0.01	< 0.01	< 0.01	< 0.01	< 0.020	< 0.0019	< 0.0019	< 0.0019	< 0.0019	< 0.020	< 0.020	< 0.020	< 0.020	< 0.02	< 0.01	< 0.01	< 0.01
Cyanide	0.2	mg/L	< 0.01	< 0.01	< 0.01	< 0.01	< 0.01	< 0.01	< 0.01	< 0.01	< 0.01	< 0.010	< 0.0050	< 0.0050	**0.013**	< 0.0050	< 0.010	< 0.010	< 0.010	< 0.010	< 0.01	< 0.01	< 0.01	< 0.01
Lead	0.015	mg/L	< 0.01	< 0.01	< 0.01	< 0.01	< 0.01	< 0.01	< 0.01	< 0.01	< 0.01	< 0.010	< 0.0040	< 0.0040	< 0.0040	< 0.0040	< 0.010	< 0.010	< 0.010	< 0.0050	< 0.005	< 0.01	< 0.01	< 0.01
Mercury	0.002	mg/L	< 0.0002	< 0.0002	< 0.0002	< 0.0002	< 0.0002	< 0.00020	< 0.00020	< 0.00020	< 0.00020	< 0.00020	< 0.000091	< 0.000091	< 0.000091	< 0.000091	< 0.00020	< 0.00020	< 0.00020	< 0.00020	< 0.00020	< 0.00020	< 0.0002	< 0.0002
Nickel	0.1	mg/L	< 0.02	< 0.02	< 0.02	< 0.02	< 0.02	< 0.02	< 0.02	< 0.02	< 0.02	< 0.040	< 0.0023	< 0.0023	< 0.0023	< 0.0023	< 0.040	< 0.040	< 0.040	**0.0018 J**	**0.0018 J**	< 0.02	< 0.02	< 0.02
Selenium	0.05	mg/L	< 0.02	< 0.02	< 0.02	< 0.02	< 0.02	< 0.02	< 0.02	< 0.02	< 0.02	< 0.020	< 0.0064	< 0.0064	< 0.0064	< 0.0064	< 0.020	< 0.020	< 0.020	< 0.010	< 0.01	< 0.02	< 0.02	< 0.02
Thallium	0.002	mg/L	< 0.002	< 0.002	< 0.002	< 0.002	< 0.02	< 0.02	< 0.02	< 0.02	< 0.02	< 0.0010	< 0.00025	< 0.00025	< 0.00025	< 0.00025	< 0.0010	< 0.0010	< 0.0010	< 0.0010	< 0.001	< 1.00	< 1.00	< 1
Vanadium (fume or dust)	0.2	mg/L	< 0.01	< 0.01	< 0.01	< 0.01	< 0.01	< 0.01	< 0.01	< 0.01	< 0.01	< 0.010	< 0.0024	< 0.0024	< 0.0024	< 0.0024	< 0.010	< 0.010	< 0.010	< 0.010	< 0.01	< 0.01	< 0.01	< 0.01
Zinc	2	mg/L	< 0.02	< 0.02	< 0.02	< 0.02	< 0.02	< 0.02	< 0.02	< 0.02	< 0.02	< 0.020	< 0.0087	< 0.0087	< 0.0087	< 0.0087	< 0.020	< 0.020	< 0.020	< 0.020	< 0.02	< 0.02	< 0.02	< 0.02

Notes:
* - Not a HSRA regulated compound
ISCO - *in-situ* chemical oxidation
** - Resampled in August 2007 for VOCs only

Data Qualifier Defintions:
-- - Not analyzed
B (Inorganics) - Estimated analyte concentration
D - Analyte concentration reported from secondary dilution
DB - Analyte concentration reported from secondary dilution; analyte detected in method blank
H - Holding time exceeded for sample
J - Estimated analyte concentration
JB (Organic) - Estimated analyte concentration; analyte detected in method blank
Bold = Exceeds the laboratory detection limit
Bold and shaded - Analyte concentration exceeds the Type 1 RRS

Appendix E-2
Summary of Historical Groundwater Sampling Data - Transition Zone and Bedrock Monitoring Wells
January 2001 through July 2017
Atlanta Gas Light Company
Former Manufactured Gas Plant Site
Augusta, Georgia

Chemical Name	Type 1 Risk Reduction Standard	Location ID	MW-320 (continued)											
		Sample Date	7/13/2006	1/11/2006	7/20/2005	1/18/2005	7/13/2004	1/20/2004	7/15/2003	1/21/2003	7/11/2002	1/18/2002	7/16/2001	1/17/2001
		Unit	Pre-Extraction											
Volatile Organic Compounds														
Acetone	4,000	µg/L	50 U	10 U	25 U	25 U	25 U	25 U	25 U	25 U	25 U	25 U	25 U	25 UJ
Benzene	5	µg/L	5 U	1.0 U	1.0 U	1.0 U	1.0 U	1.0 U	1.0 U	1.0 U	1.0 U	1.0 U	1.0 U	1.0 U
Carbon Disulfide	4,000	µg/L	5 U	1.0 U	1.0 U	1.0 U	1.0 U	1.0 U	1.0 U	1.0 U	1.0 U	1.0 U	1.0 U	1.0 U
Ethylbenzene	700	µg/L	5 U	1.0 U	1.0 U	1.0 U	1.0 U	1.0 U	1.0 U	1.0 U	1.0 U	1.0 U	1.0 U	1.0 U
Methylene Chloride	5	µg/L	5 U	1.0 U	5.0 U	5.0 U	5.0 U	5.0 U	5.0 U	5.0 U	5.0 U	5.0 U	5.0 U	5.0 U
Toluene	1,000	µg/L	5 U	1.0 U	1.0 U	1.0 U	1.0 U	1.0 U	1.0 U	1.0 U	1.0 U	1.0 U	1.0 U	1.0 U
Trichloroethylene	5	µg/L	5 U	1.0 U	1.0 U	1.0 U	1.0 U	1.0 U	1.0 U	1.0 U	1.0 U	1.0 U	1.0 U	1.0 U
Xylenes, total	2,000	µg/L	5 U	2.0 U	2.0 U	2.0 U	2.0 U	2.0 U	2.0 U	2.0 U	2.0 U	2.0 U	2.0 U	2.0 U
Semivolatile Organic Compounds														
2-Methylnaphthalene	*	µg/L	--	0.2 U	0.2 U	0.2 U	0.2 U	0.2 U	10 U	10 U	10 U	10 U	10 U	10 U
Acenaphthene	2,000	µg/L	10 U	0.2 U	0.2 U	0.2 U	0.2 U	0.2 U	10 U	10 U	10 U	10 U	10 U	10 U
Acenaphthylene	10	µg/L	10 U	0.2 U	0.2 U	0.2 U	0.2 U	0.2 U	10 U	10 U	10 U	10 U	10 U	10 U
Anthracene	10	µg/L	10 U	0.2 U	0.2 U	0.2 U	0.2 U	0.2 U	10 U	10 U	10 U	10 U	10 U	10 U
Benz(a)anthracene	0.1	µg/L	0.05 U	0.2 U	0.2 U	0.2 U	0.2 U	0.2 U	10 U	10 U	10 U	10 U	10 U	10 U
Benzo(a)pyrene	0.2	µg/L	0.05 U	0.2 U	0.2 U	0.2 U	0.2 U	0.2 U	10 U	10 U	10 U	10 U	10 U	10 U
Benzo(b)fluoranthene	0.2	µg/L	0.1 U	0.2 U	0.2 U	0.2 U	0.2 U	0.2 U	10 U	10 U	10 U	10 U	10 U	10 U
Benzo(g,h,i)perylene	10	µg/L	10 U	0.2 U	0.2 U	0.2 U	0.2 U	0.2 U	10 U	10 U	10 U	10 U	10 U	10 U
Benzo(k)fluoranthene	10	µg/L	10 U	0.2 U	0.2 U	0.2 U	0.2 U	0.2 U	10 U	10 U	10 U	10 U	10 U	10 U
Chrysene	0.2	µg/L	0.05 U	0.2 U	0.2 U	0.2 U	0.2 U	0.2 U	10 U	10 U	10 U	10 U	10 U	10 U
Dibenzo(a,h)anthracene	0.3	µg/L	0.1 U	0.2 U	0.2 U	0.2 U	0.2 U	0.2 U	10 U	10 U	10 U	10 U	10 U	10 U
Dibenzofuran	1	µg/L	--	1.0 U	0.2 U	0.2 U	0.2 U	0.2 U	10 U	10 U	10 U	10 U	10 U	10 U
Fluoranthene	1,000	µg/L	10 U	0.2 U	0.2 U	0.2 U	0.2 U	0.2 U	10 U	10 U	10 U	10 U	10 U	10 U
Fluorene	1,000	µg/L	10 U	0.2 U	0.2 U	0.2 U	0.2 U	0.2 U	10 U	10 U	10 U	10 U	10 U	10 U
Indeno(1,2,3-cd)pyrene	0.4	µg/L	0.05 U	0.2 U	0.2 U	0.2 U	0.2 U	0.2 U	10 U	10 U	10 U	10 U	10 U	10 U
Naphthalene	20	µg/L	10 U	0.2 U	0.2 U	0.2 U	0.2 U	0.2 U	10 U	10 U	10 U	10 U	10 U	10 U
Phenanthrene	10	µg/L	10 U	0.2 U	0.2 U	0.2 U	0.2 U	0.2 U	10 U	10 U	10 U	10 U	10 U	10 U
Pyrene	1,000	µg/L	10 U	0.2 U	0.2 U	0.2 U	0.2 U	0.2 U	10 UJ	10 U	10 U	10 U	10 U	10 U
Inorganic Compounds														
Aluminum (fume or dust)	*	mg/L	--	**0.626**	0.2 U	0.2 U	0.2 U	0.2 U	0.2 U	0.2 U	0.2 U	0.2 U	**0.034 B**	**0.031 J**
Antimony	0.01	mg/L	0.02 U	0.01 U	0.006 U	0.02 U	0.006 U	0.02 U	0.02 U	0.02 U	0.02 U	0.02 U	0.02 U	0.02 U
Arsenic	0.05	mg/L	0.05 U	0.01 U	0.01 U	0.01 U	0.01 U	0.01 U	0.01 U	0.01 U	0.01 U	0.01 U	0.01 U	0.01 U
Barium	2	mg/L	**0.273**	**0.237**	**0.23**	**0.25**	**0.26**	**0.25**	**0.23**	**0.18**	**0.26**	**0.26**	**0.24**	**0.25**
Beryllium	0.004	mg/L	0.01 U	0.005 U	0.004 U	0.004 U	0.004 U	0.004 U	0.004 U	0.004 U	0.004 U	0.004 U	0.004 U	0.004 U
Cadmium	0.005	mg/L	0.005 U	0.002 U	0.005 U	0.005 U	0.005 U	0.005 U	0.005 UJ	0.005 U	0.005 U	0.005 U	0.005 U	0.005 U
Calcium metal	*	mg/L	--	**19.9**	**19.7**	**19**	**19**	**19**	**18**	**22**	**19**	**19**	**18**	**19**
Chromium	0.1	mg/L	0.01 U	0.005 U	0.01 U	0.01 U	0.01 U	0.01 U	0.01 UJ	0.01 U	0.01 U	0.01 U	0.01 U	0.01 U
Cobalt	*	mg/L	--	0.007 U	0.01 U	0.01 U	0.01 U	0.01 U	0.01 UJ	0.01 U	0.01 U	**0.0015 B**	**0.0019 B**	**0.0017 J**
Copper	1.3	mg/L	0.01 U	0.025 U	0.02 U	0.02 U	0.02 U	0.02 U	0.02 U	**0.0018 B**	0.02 U	**0.0013 B**	0.02 U	0.02 U
Cyanide	0.2	mg/L	0.01 U	0.01 U	0.01 U	0.1 U	0.01 U	0.01 U	0.015 U	0.01 U	0.01 U	0.01 U	0.01 U	0.01 U
Iron	*	mg/L	--	**1.71**	**1.78**	**1.7**	**1.7**	**1.8**	**1.7**	**0.097**	**1.8**	**1.8**	**1.7**	**1.8**
Lead	0.015	mg/L	0.01 U	0.003 U	0.005 U	0.005 U	0.005 U	0.005 U	0.005 UJ	0.005 U	0.005 U	0.005 U	0.005 U	0.0024 U
Magnesium	*	mg/L	--	**10.8**	**11.3**	**11**	**11**	**11**	**11**	**11**	**11**	**11**	**11**	**11**
Manganese	*	mg/L	--	**1.15**	**1.1**	**1.2**	**1.2**	**1.2**	**1.2**	**0.0094 B**	**1.2**	**1.1**	**1.1**	**1.2**
Mercury	0.002	mg/L	0.0002 U	0.0002 U	0.0002 U	0.0002 U	0.0002 U	0.0002 U	0.0002 U	0.0002 U	0.0002 U	0.0002 U	0.0002 U	0.00020 U
Nickel	0.1	mg/L	0.02 U	0.04 U	0.04 U	0.04 U	0.04 U	0.04 U	0.04 UJ	0.04 U	0.04 U	0.04 U	0.04 U	0.04 U
Potassium	*	mg/L	--	5 U	**2.62**	**2.8**	**2.8**	**2.8**	**2.6**	**3.6**	**2.8**	**2.7**	**2.6**	**2.9**
Selenium	0.05	mg/L	0.02 U	0.005 U	0.01 U	0.01 U	0.01 U	0.01 U	0.01 U	0.01 U	0.01 U	0.01 U	0.01 U	0.0043 UJ
Sodium	*	mg/L	--	**9.84**	**10.8**	**9.7**	**10**	**9.8**	**11**	**11**	**10**	**10**	**9.8**	**9.9**
Thallium	0.002	mg/L	0.001 U	0.001 U	0.001 U	0.002 U	0.001 U	0.001 U	0.002 U	0.002 UW	0.002 UN	0.002 UW	0.002 U	0.002 U
Vanadium (fume or dust)	0.2	mg/L	0.01 U	0.007 U	0.01 U	0.01 U	0.01 U	0.01 U	0.01 UJ	0.01 U	0.01 U	0.01 U	0.01 U	0.01 U
Zinc	2	mg/L	0.02 U	0.02 U	0.02 U	0.02 U	0.02 U	0.02 U	**0.03**	**0.019 B**	0.02 U	0.02 U	0.02 U	0.02 U

Notes:
* - Not a HSRA regulated compound
ISCO - *in-situ* chemical oxidation
** - Resampled in August 2007 for VOCs only

Data Qualifier Defintions:
-- - Not analyzed
B (Inorganics) - Estimated analyte concentration
D - Analyte concentration reported from secondary dilution
DB - Analyte concentration reported from secondary dilution; analyte detected in method blank
H - Holding time exceeded for sample
J - Estimated analyte concentration
JB (Organic) - Estimated analyte concentration; analyte detected in method blank
Bold = Exceeds the laboratory detection limit
Bold and shaded - Analyte concentration exceeds the Type 1 RRS

Appendix E-2
Summary of Historical Groundwater Sampling Data - Transition Zone and Bedrock Monitoring Wells
January 2001 through July 2017
Atlanta Gas Light Company
Former Manufactured Gas Plant Site
Augusta, Georgia

Chemical Name	Type 1 Risk Reduction Standard	Location ID	MW-321																			
		Sample Date	7/29/2015	1/13/2015	7/14/2014	1/8/2014	7/10/2013	7/10 DUP	1/9/2013	7/25/2012	1/24/2012	7/6/2011	07/11 DUP	1/19/2011	7/15/2010	1/7/2010	7/23/2009	01/21/2009	07/18/2008	1/9/2008	7/10/2007	2/14/2007
		Unit	Post-Extraction	During Extraction																		
Volatile Organic Compounds																						
Acetone	4,000	µg/L	< 50	< 50	< 50	< 50	< 50	< 50	< 100	< 100	< 5.0	< 25	< 25	< 120	< 2500	<4000	< 1000	< 500	< 2000	< 50	< 50	< 50
Benzene	5	µg/L	**2300**	< 5.0	< 5.0	< 5.0	**330**	**360**	**5.0**	< 5.0	**12**	**500**	**650**	**2,900**	**3,300**	**4,000**	**2,600**	**630**	**2,200**	**2,400**	**2,600**	**3,700**
Carbon Disulfide	4,000	µg/L	< 5.0	< 5.0	< 5.0	< 5.0	< 5.0	< 5.0	< 5.0	< 5.0	**0.67 J**	< 3.0	< 3.0	< 15	< 120	<200	< 50	< 25	< 100	< 5.0	< 5	< 5
Ethylbenzene	700	µg/L	< 5.0	< 5.0	< 5.0	< 5.0	< 5.0	< 5.0	< 5.0	< 5.0	**1.6 J**	**0.82 J**	**1.2 J**	**100 J**	210	**430**	**200**	**37**	**150**	**160**	**120**	**280**
Methylene Chloride	5	µg/L	< 5.0	< 5.0	< 5.0	< 5.0	< 5.0	< 5.0	< 5.0	< 5.0	< 1.0	< 5.0	< 5.0	< 25	< 120	<200	< 50	< 25	< 100	< 5.0	< 5	< 5
Toluene	1,000	µg/L	< 5.0	< 5.0	< 5.0	< 5.0	< 5.0	< 5.0	< 5.0	< 5.0	**0.40 J**	< 1.7	< 1.7	**24 J**	< 120	<200	< 50	< 25	< 100	< 5.0	< 5	< 5
Trichloroethylene	5	µg/L	< 5.0	< 5.0	< 5.0	< 5.0	< 5.0	< 5.0	< 5.0	< 5.0	< 0.13	< 0.65	< 0.65	< 3.2	< 120	<200	< 50	< 25	< 100	< 5.0	< 5	< 5
Xylenes, total	2,000	µg/L	< 5.0	< 5.0	< 5.0	< 5.0	< 5.0	< 5.0	< 5.0	< 5.0	**0.44 J**	**2.1 J**	**1.9 J**	**8.8 J**	**18 J**	<200	< 50	**10 J**	**27 J**	**58**	**52**	**100**
Semivolatile Organic Compounds																						
Acenaphthene	2,000	µg/L	< 50	< 0.5	**2.1**	< 0.50	**13**	**12**	**0.19**	**0.29**	**43 D**	**12**	**24**	**24**	**40**	**30**	**21**	**3.4**	**13**	**32**	**37**	**27**
Acenaphthylene	10	µg/L	< 1.0	< 1	< 1.0	< 1.0	< 1.0	< 1.0	**0.82**	**0.20**	**1.7**	**0.42**	< 1.0	**0.19 J**	< 19	**1.0**	< 0.94	**0.35**	**0.71**	< 10	< 10	< 10
Anthracene	10	µg/L	**0.21**	< 0.05	**0.13**	< 0.05	**0.26**	**0.26**	< 0.19	< 0.19	**0.66**	**0.23**	< 1.0	**0.29**	< 19	**0.59**	< 0.94	**0.068 J**	**1.7**	< 10	< 10	< 10
Benz(a)anthracene	0.1	µg/L	< 0.05	< 0.05	< 0.05	< 0.05	< 0.05	< 0.05	< 0.19	< 0.19	< 0.095	< 0.11	< 1.0	< 0.11	< 19	<0.20	< 0.94	< 0.21	< 0.19	< 0.05	< 0.05	< 0.05
Benzo(a)pyrene	0.2	µg/L	< 0.05	< 0.05	< 0.05	< 0.05	< 0.05	< 0.05	< 0.19	< 0.19	< 0.095	< 0.11	< 1.0	< 0.11	< 19	<0.20	< 0.94	< 0.21	< 0.19	< 0.05	< 0.05	< 0.05
Benzo(b)fluoranthene	0.2	µg/L	< 0.1	< 0.1	< 0.10	< 0.10	< 0.10	< 0.10	< 0.19	< 0.19	< 0.095	< 0.11	< 1.0	< 0.11	< 19	<0.20	< 0.94	< 0.21	< 0.19	< 0.10	< 0.1	< 0.1
Benzo(g,h,i)perylene	10	µg/L	< 0.1	< 0.10	< 0.10	< 0.10	< 0.10	< 0.10	< 0.19	< 0.19	< 0.095	< 0.11	< 1.0	< 0.11	< 19	<0.20	< 0.94	< 0.21	< 0.19	< 10	< 10	< 10
Benzo(k)fluoranthene	10	µg/L	< 0.05	< 0.05	< 0.05	< 0.05	< 0.05	< 0.05	< 0.19	< 0.19	< 0.095	< 0.11	< 1.0	< 0.11	< 19	<0.20	< 0.94	< 0.21	< 0.19	< 10	< 10	< 10
Chrysene	0.2	µg/L	< 0.05	< 0.05	< 0.05	< 0.05	< 0.05	< 0.05	< 0.19	< 0.19	< 0.043	< 0.048	< 0.45	**0.059 J**	< 19	<0.20	< 0.94	< 0.21	< 0.19	< 0.05	< 0.05	< 0.05
Dibenzo(a,h)anthracene	0.3	µg/L	< 0.1	< 0.1	< 0.10	< 0.10	< 0.10	< 0.10	< 0.19	< 0.19	< 0.095	< 0.11	< 1.0	< 0.11	< 19	<0.20	< 0.94	< 0.21	< 0.19	< 0.10	< 0.1	< 0.1
Fluoranthene	1,000	µg/L	< 0.1	< 0.1	< 0.10	< 0.10	**0.12**	**0.11**	< 0.19	< 0.19	**0.28**	**0.12 J**	< 1.0	**0.12 J**	< 19	0.2	< 0.94	0.037 J	**0.098**	< 10	< 10	< 10
Fluorene	1,000	µg/L	**1.9**	< 0.10	**0.48**	< 0.10	**2.2**	**2.1**	**0.94**	**0.29**	**7.2**	**2.9**	**5.2**	**3.4**	< 19	**6.5**	**3.5**	**0.75**	**2.1**	< 10	< 10	< 10
Indeno(1,2,3-cd)pyrene	0.4	µg/L	< 0.05	< 0.05	< 0.05	< 0.05	< 0.05	< 0.05	< 0.19	< 0.19	< 0.095	< 0.11	< 1.0	< 0.11	< 19	< 0.20	< 0.94	< 0.21	< 0.19	< 0.05	< 0.05	< 0.05
Naphthalene	20	µg/L	**180**	**5.7**	**3.3**	< 0.50	**240**	**150**	**13**	**3.9**	**1,100 D**	**250**	**470**	**560**	**1,000**	**680**	**610**	**66**	**3.0**	**410**	**350**	**570**
Phenanthrene	10	µg/L	**1.4**	< 0.05	**0.7**	< 0.05	**1.8**	**1.7**	**1.1**	**0.48**	**5.8**	**1.7**	**3.1**	**2.2**	< 19	**4.3**	**2.2**	**0.46**	**1.7**	< 10	< 10	< 10
Pyrene	1,000	µg/L	**0.068**	< 0.05	**0.11**	< 0.05	**0.096**	**0.100**	< 0.19	< 0.19	**0.29**	**0.14 J**	< 1.0	**0.14 J**	< 19	<0.20	< 0.94	**0.043 J**	**0.11 J**	<10	< 10	< 10
Inorganic Compounds																						
Antimony	0.01	mg/L	< 0.02	< 0.02	< 0.02	< 0.02	< 0.02	< 0.02	< 0.02	< 0.02	< 0.0053	< 0.0053	< 0.0053	< 0.0053	< 0.020	< 0.020	< 0.020	< 0.020	< 0.02	< 0.02	< 0.02	< 0.02
Arsenic	0.05	mg/L	< 0.05	< 0.05	< 0.05	< 0.05	< 0.05	< 0.05	< 0.02	< 0.02	< 0.0046	< 0.0046	< 0.0046	< 0.0046	< 0.020	< 0.020	< 0.020	< 0.010	< 0.01	< 0.05	< 0.05	< 0.05
Barium	2	mg/L	**0.28**	**0.0606**	**0.0573**	**0.0662**	**0.244**	**0.237**	**0.14**	**0.094**	**0.30**	**0.30**	**0.27**	**0.30**	**0.31**	**0.30**	**0.32**	**0.26**	**0.31**	**0.321**	**0.294**	**0.314**
Beryllium	0.004	mg/L	< 0.01	< 0.01	< 0.01	< 0.01	< 0.01	< 0.01	< 0.0040	< 0.0040	< 0.00020	< 0.00020	< 0.00020	**0.00026 J**	< 0.0040	< 0.0040	< 0.0040	< 0.0040	< 0.004	< 0.01	< 0.01	< 0.01
Cadmium	0.005	mg/L	< 0.005	< 0.005	< 0.005	< 0.005	< 0.005	< 0.005	< 0.0050	< 0.0050	< 0.0020	< 0.0020	< 0.0020	< 0.0020	< 0.0050	< 0.0050	< 0.0050	< 0.0050	< 0.005	< 0.005	< 0.005	< 0.005
Chromium	0.1	mg/L	< 0.01	< 0.01	< 0.01	< 0.01	< 0.01	< 0.01	< 0.010	< 0.010	< 0.0012	< 0.0012	< 0.0012	< 0.0012	< 0.010	< 0.010	< 0.010	< 0.010	< 0.01	< 0.01	< 0.01	< 0.01
Copper	1.3	mg/L	**0.0225**	< 0.01	< 0.01	< 0.01	< 0.01	< 0.01	< 0.02	< 0.02	< 0.0019	< 0.0019	< 0.0019	**0.0030 JB**	< 0.020	< 0.020	< 0.020	< 0.020	< 0.02	< 0.01	< 0.01	< 0.01
Cyanide	0.2	mg/L	< 0.01	< 0.01	< 0.01	< 0.01	< 0.01	< 0.01	< 0.010	< 0.010	< 0.0050	**0.013**	**0.016**	< 0.0050	< 0.010	< 0.010	< 0.010	< 0.010	< 0.01	< 0.01	< 0.01	< 0.01
Lead	0.015	mg/L	< 0.01	< 0.01	< 0.01	< 0.01	< 0.01	< 0.01	< 0.010	< 0.010	< 0.0040	< 0.0040	< 0.0040	< 0.0040	< 0.010	< 0.010	< 0.010	< 0.0050	< 0.005	< 0.01	< 0.01	< 0.01
Mercury	0.002	mg/L	< 0.0002	< 0.00020	< 0.00020	< 0.00020	< 0.00020	< 0.00020	< 0.00020	< 0.00020	< 0.000091	< 0.000091	< 0.000091	< 0.000091	< 0.00020	< 0.00020	< 0.00020	< 0.00020	< 0.00020	< 0.00020	< 0.0002	< 0.0002
Nickel	0.1	mg/L	< 0.02	< 0.02	< 0.02	< 0.02	< 0.02	< 0.02	< 0.04	< 0.04	< 0.0023	**0.0029 J**	**0.0025 J**	< 0.0023	< 0.040	< 0.040	< 0.040	< 0.040	**0.0017 J**	< 0.02	< 0.02	< 0.02
Selenium	0.05	mg/L	< 0.02	< 0.02	< 0.02	< 0.02	< 0.02	< 0.02	< 0.020	< 0.020	< 0.0064	< 0.0064	< 0.0064	< 0.0064	< 0.020	< 0.020	< 0.020	< 0.010	< 0.01	< 0.02	< 0.02	< 0.02
Thallium	0.002	mg/L	< 0.02	< 0.02	< 0.02	< 0.02	< 0.02	< 0.02	< 0.0010	< 0.0010	< 0.00025	< 0.00025	< 0.00025	< 0.00025	< 0.0010	< 0.0010	< 0.0010	< 0.0010	< 0.001	< 1.00	< 1.00	< 1
Vanadium (fume or dust)	0.2	mg/L	< 0.01	< 0.01	< 0.01	< 0.01	< 0.01	< 0.01	< 0.010	< 0.010	< 0.0024	< 0.0024	< 0.0024	< 0.0024	< 0.010	< 0.010	< 0.010	< 0.010	< 0.01	< 0.01	< 0.01	< 0.01
Zinc	2	mg/L	< 0.02	< 0.02	< 0.02	< 0.02	< 0.02	< 0.02	< 0.020	< 0.020	< 0.0087	< 0.0087	< 0.0087	< 0.0087	< 0.020	< 0.020	< 0.020	< 0.020	< 0.02	< 0.02	< 0.02	< 0.02

Notes:
* - Not a HSRA regulated compound
ISCO - *in-situ* chemical oxidation
** - Resampled in August 2007 for VOCs only

Data Qualifier Defintions:
-- - Not analyzed
B (Inorganics) - Estimated analyte concentration
D - Analyte concentration reported from secondary dilution
DB - Analyte concentration reported from secondary dilution; analyte detected in method blank
H - Holding time exceeded for sample
J - Estimated analyte concentration
JB (Organic) - Estimated analyte concentration; analyte detected in method blank
Bold = Exceeds the laboratory detection limit
Bold and shaded - Analyte concentration exceeds the Type 1 RRS

Appendix E-2
Summary of Historical Groundwater Sampling Data - Transition Zone and Bedrock Monitoring Wells
January 2001 through July 2017
Atlanta Gas Light Company
Former Manufactured Gas Plant Site
Augusta, Georgia

Chemical Name	Type 1 Risk Reduction Standard	Location ID	MW-321 (Continued)																
		Sample Date	7/11/2006	7/06 DUP	1/14/2006	01/06 DUP	7/21/2005	1/21/2005	7/16/2004	1/23/2004	01/04 DUP	7/17/2003	07/03 DUP	1/22/2003	01/03 DUP	7/15/2002	1/22/2002	7/18/2001	1/22/2001
		Unit	Pre-Extraction																
Volatile Organic Compounds																			
Acetone	4,000	µg/L	50 R	50 R	2,500 U	2,500 U	500 U	1,200 U	1,200 U	1,200 U	1,200 U	1,300 U	1,300 U	1,200 U	1,200 U	250 U	250 U	**250 R**	250 U
Benzene	5	µg/L	**4,500**	**5,100**	**6,200**	**6,100**	**5,300**	**6,500**	**6,900**	**6,500**	**6,900**	**6,500**	**6,400**	**5,700**	**5,700**	**4,800 D**	**6,000 D**	**7,900 D**	**1,800**
Carbon Disulfide	4,000	µg/L	5 U	5 U	250 U	250 U	20 U	50 U	50 U	50 U	50 U	50 U	50 U	50 U	50 U	10 U	10 U	10 U	10 U
Ethylbenzene	700	µg/L	**340**	**380**	**1,300**	**1,200**	**1,200**	**1,400**	**1,400**	**1,500**	**1,500**	**1,400**	**1,400**	**1,000**	**980**	**1,100**	**1,100**	**1,600**	**360**
Methylene Chloride	5	µg/L	5 U	5 U	250 U	250 U	100 U	250 U	250 U	250 U	250 U	250 U	250 U	250 U	250 U	50 U	50 U	50 U	50 U
Toluene	1,000	µg/L	5 U	5 U	250 U	250 U	20 U	50 U	50 U	50 U	50 U	50 U	50 U	50 U	50 U	**12**	**10**	**110**	**9.6 J**
Trichloroethylene	5	µg/L	5 U	5 U	250 U	250 U	20 U	50 U	50 U	50 U	50 U	50 U	50 U	50 U	50 U	10 U	10 U	10 U	10 U
Xylenes, total	2,000	µg/L	**110**	**110**	500 U	500 U	**260**	**260**	**290**	**360**	**370**	**550**	**560**	**490**	**500**	**560**	**610**	**890**	**290**
Semivolatile Organic Compounds																			
2-Methylnaphthalene	*	µg/L	--	--	**280**	**330**	**270**	**240**	**230**	**320**	**330**	**280**	**250**	**170 DJ**	**180 DJ**	**38**	**360**	**320**	**300**
Acenaphthene	2,000	µg/L	**63**	**57**	**130**	**130**	**98**	**84**	80 U	**50**	**85**	**110**	**99**	**88**	**90**	**8.2 J**	**120**	**120**	**110**
Acenaphthylene	10	µg/L	10 U	10 U	16 U	20 U	20 U	40 U	80 U	**0.34**	**0.58**	10 U	10 U	**1.3 J**	**1.2 J**	**3.4 J**	10 U	50 U	10 U
Anthracene	10	µg/L	10 U	10 U	16 U	20 U	20 U	40 U	80 U	**2.5**	**2.3**	10 U	10 U	**1.7 J**	**1.8 J**	10 U	10 U	**2.1 J**	**2.5 J**
Benz(a)anthracene	0.1	µg/L	0.05 U	0.05 U	16 U	20 U	20 U	40 U	80 U	0.2 U	0.2 U	10 U	10 U	10 U	10 U	10 U	10 U	50 U	10 U
Benzo(a)pyrene	0.2	µg/L	0.05 U	0.05 U	16 U	20 U	20 U	40 U	80 U	0.2 U	0.2 U	10 U	10 U	10 U	10 U	10 U	10 U	50 U	10 U
Benzo(b)fluoranthene	0.2	µg/L	0.1 U	0.1 U	16 U	20 U	20 U	40 U	80 U	0.2 U	0.2 U	10 U	10 U	10 U	10 U	10 U	10 U	50 U	10 U
Benzo(g,h,i)perylene	10	µg/L	10 U	10 U	16 U	20 U	20 U	40 U	80 U	0.2 U	0.2 U	10 U	10 U	10 U	10 U	10 U	10 U	50 U	10 U
Benzo(k)fluoranthene	10	µg/L	10 U	10 U	16 U	20 U	20 U	40 U	80 U	0.2 U	0.2 U	10 U	10 U	10 U	10 U	10 U	10 U	50 U	10 U
Chrysene	0.2	µg/L	0.05 U	0.05 U	16 U	20 U	20 U	40 U	80 U	0.2 U	0.2 U	10 U	10 U	10 U	10 U	10 U	10 U	50 U	10 U
Dibenzo(a,h)anthracene	0.3	µg/L	0.1 U	0.1 U	16 U	20 U	20 U	40 U	80 U	0.2 U	0.2 U	10 U	10 U	10 U	10 U	10 U	10 U	50 U	10 U
Dibenzofuran	1	µg/L	--	--	80 U	100 U	20 U	40 U	80 U	**3.0**	**2.3**	10 U	10 U	**3.8 J**	**4.0 J**	**0.45 J**	**5.5 J**	**5.1 J**	**4.7 J**
Fluoranthene	1,000	µg/L	10 U	10 U	16 U	20 U	20 U	40 U	80 U	**0.96**	**0.89**	10 U	10 U	**0.78 J**	**0.85 J**	10 U	10 U	50 U	**0.97 J**
Fluorene	1,000	µg/L	**11**	10 U	**17**	20 U	20 U	40 U	80 U	**12**	**11**	**17**	**16**	**17**	**17**	**1.5 J**	**19 J**	**19 J**	**18**
Indeno(1,2,3-cd)pyrene	0.4	µg/L	0.05 U	0.05 U	16 U	20 U	20 U	40 U	80 U	0.2 U	0.2 U	10 U	10 U	10 U	10 U	10 U	10 U	50 U	10 U
Naphthalene	20	µg/L	**1,500 J**	**150 J**	**2,700**	**3,300**	**3,000**	**2,500**	**2,600**	**3,000**	**3,000**	**4,800**	**3,800**	**1,900 D**	**1,900 D**	**540 D**	**2,900 D**	**3,300D**	**4,000 D**
Phenanthrene	10	µg/L	10 U	10 U	**23**	**23**	20 U	40 U	80 U	**16**	**16**	**16**	**14**	**14**	**15**	**1.0 J**	**21 J**	**20 J**	**17**
Pyrene	1,000	µg/L	10 U	10 U	16 U	20 U	20 U	40 U	80 U	**0.99**	**0.92**	10 U	10 U	**0.82 J**	**0.72 J**	10 U	10 U	50 U	**0.94 J**
Inorganic Compounds																			
Aluminum (fume or dust)	*	mg/L	--	--	**0.293**	0.2 U	0.2 U	0.2 U	0.2 U	0.2 U	0.2 U	0.2 U	0.2 U	0.2 U	0.2 U	**0.22**	0.2 U	0.2 U	**0.031 BN**
Antimony	0.01	mg/L	0.02 U	0.02 U	0.01 U	0.01 U	0.006 U	0.02 U	0.02 U	0.02 U	0.02 U	0.02 U	0.02 U	0.02 U	0.02 U	0.02 U	0.02 U	0.02 U	0.02 U
Arsenic	0.05	mg/L	0.05 U	0.05 U	0.01 U	0.01 U	0.01 U	0.01 U	0.01 U	0.01 U	0.01 U	0.01 U	0.01 U	0.01 U	0.01 U	0.01 U	0.01 U	0.01 U	0.01 U
Barium	2	mg/L	**0.325**	**0.309**	**0.288**	**0.281**	**0.283**	**0.27**	**0.27**	**0.26**	**0.24**	**0.25**	**0.25**	**0.26**	**0.26**	**0.31**	**0.24**	**0.23**	**0.25**
Beryllium	0.004	mg/L	0.01 U	0.01 U	0.005 U	0.005 U	0.004 U	0.004 U	0.004 U	0.004 U	0.004 U	0.004 U	0.004 U	0.004 U	0.004 U	0.004 U	0.004 U	0.004 U	0.004 U
Cadmium	0.005	mg/L	0.005 U	0.005 U	0.002 U	0.002 U	0.005 U	0.005 U	0.005 U	0.005 U	0.005 U	0.005 U	0.005 U	0.005 U	0.005 U	0.005 U	0.005 U	0.005 U	0.005 U
Calcium metal	*	mg/L	--	--	**40.7**	**39**	**38.1**	**38**	**35**	**36**	**35**	**32**	**33**	**33**	**33**	**35**	**31**	**31**	**32**
Chromium	0.1	mg/L	0.01 U	0.01 U	0.005 U	0.005 U	0.01 U	0.01 U	0.01 U	0.01 U	0.01 U	0.01 U	0.01 U	**0.0049 B**	**0.0052 B**	**0.0066 B**	0.01 U	0.01 U	**0.0018 B**
Cobalt	*	mg/L	--	--	0.007 U	0.007 U	0.01 U	0.01 U	0.01 U	0.01 U	0.01 U	0.01 U	0.01 U	0.01 U	0.01 U	0.01 U	0.01 U	0.01 U	0.01 U
Copper	1.3	mg/L	0.01 U	0.01 U	0.025 U	0.025 U	0.02 U	0.02 U	0.02 U	0.02 U	0.02 U	0.02 U	0.02 U	**0.0025 B**	**0.0021 B**	**0.0027 B**	**0.0012 B**	0.02 U	0.02 U
Cyanide	0.2	mg/L	0.01 U	0.01 U	0.01 U	0.01 U	0.01 U	0.01 U	0.01 U	0.01 U	0.01 U	0.015 U	0.015 U	0.01 U	0.01 U	0.01 U	0.01 U	0.01 U	0.01 U
Iron	*	mg/L	--	--	**0.529**	**0.523**	**0.526**	**0.49**	**0.43**	**0.46**	**0.45**	**0.41**	**0.37**	**0.4**	**0.43**	**0.72 N**	**0.43**	**0.41**	**0.45**
Lead	0.015	mg/L	0.01 U	0.01 U	0.003 U	0.003 U	0.005 U	0.005 U	0.005 U	0.005 U	0.005 U	0.005 U	0.005 U	0.005 U	0.005 U	0.005 U	0.005 U	0.005 U	0.005 U
Magnesium	*	mg/L	--	--	**16.9**	**16.6**	**15.4**	**16**	**14**	**14**	**14**	**14**	**15**	**14**	**14**	**14**	**13**	**13**	**13**
Manganese	*	mg/L	--	--	**0.308**	**0.301**	**0.307**	**0.31**	**0.29**	**0.29**	**0.27**	**0.27**	**0.27**	**0.26**	**0.26**	**0.31**	**0.25**	**0.25**	**0.27**
Mercury	0.002	mg/L	0.0002 U	0.0002 U	0.0002 U	0.0002 U	0.0002 U	0.0002 U	0.0002 U	0.0002 U	0.0002 U	0.0002 UJ	0.0002 UJ	**0.000097 B**	**0.00009 B**	0.0002 U	0.0002 U	0.0002 U	0.00020 U
Nickel	0.1	mg/L	0.02 U	0.02 U	0.04 U	0.04 U	0.04 U	0.04 U	0.04 U	0.04 U	0.04 U	0.04 U	0.04 U	0.04 U	0.04 U	**0.0057 B**	0.04 U	0.04 U	0.04 U
Potassium	*	mg/L	--	--	5 U	5 U	**3.19**	**3.7**	**3.7**	**3.5**	**3.3**	**3.2**	**3.6**	**5.4**	**5.5**	**8.5**	**3**	**3.1**	**3.1**
Selenium	0.05	mg/L	0.02 U	0.02 U	0.005 U	0.005 U	0.01 U	0.01 U	0.01 U	0.01 U	0.01 U	0.01 U	0.01 U	0.01 U	0.01 U	**0.0049 B**	0.01 U	0.01 U	0.01 U
Sodium	*	mg/L	--	--	**16.7**	**16.2**	**17**	**15**	**15**	**15**	**15**	**15**	**16**	**15**	**15**	**15**	**15**	**14**	**14**
Thallium	0.002	mg/L	0.001 U	0.001 U	0.001 U	0.001 U	0.001 U	0.002 U	0.002 U	0.001 U	0.001 U	0.002 U	0.002 U	0.002 U	0.002 U	0.002 UWN	0.002 U	0.002 U	0.002 U
Vanadium (fume or dust)	0.2	mg/L	0.01 U	0.01 U	0.007 U	0.007 U	0.01 U	0.01 U	0.01 U	0.01 U	0.01 U	0.01 U	0.01 U	0.01 U	0.01 U	0.01 U	0.01 U	0.01 U	0.01 U
Zinc	2	mg/L	0.02 U	0.02 U	0.02 U	0.02 U	0.02 U	0.02 U	0.02 U	0.02 U	0.02 U	**0.03**	**0.07**	**0.012 B**	**0.016 B**	0.02 U	0.02 U	0.02 U	0.02 U

Notes:
* - Not a HSRA regulated compound
ISCO - *in-situ* chemical oxidation
** - Resampled in August 2007 for VOCs only

Data Qualifier Defintions:
-- - Not analyzed
B (Inorganics) - Estimated analyte concentration
D - Analyte concentration reported from secondary dilution
DB - Analyte concentration reported from secondary dilution; analyte detected in method blank
H - Holding time exceeded for sample
J - Estimated analyte concentration
JB (Organic) - Estimated analyte concentration; analyte detected in method blank
Bold = Exceeds the laboratory detection limit
Bold and shaded - Analyte concentration exceeds the Type 1 RRS

Appendix E-2
Summary of Historical Groundwater Sampling Data - Transition Zone and Bedrock Monitoring Wells
January 2001 through July 2017
Atlanta Gas Light Company
Former Manufactured Gas Plant Site
Augusta, Georgia

Chemical Name	Type 1 Risk Reduction Standard	Location ID	MW-324																	
		Sample Date	7/29/2015	1/13/2015	7/14/2014	1/8/2014	7/10/2013	1/9/2013	7/25/2012	1/24/2012	7/5/2011	1/19/2011	7/15/2010	1/7/2010	7/29/2009	1/15/2009	7/18/2008	1/10/2008	7/10/2007	2/14/2007
		Unit	Post-Extraction	During Extraction																
Volatile Organic Compounds																				
Acetone	4,000	µg/L	< 50	< 50	< 50	< 50	< 50	< 100	< 100	< 50	< 5.0	< 5.0	< 2000	< 100	< 100	< 1000	< 100	< 50	< 50	< 50
Benzene	5	µg/L	< 5.0	< 5.0	< 5.0	< 5.0	< 5.0	< 5.0	**20**	**1,200 J H**	< 0.25	**11**	**1,600**	**6,400 D**	< 5.0	**870**	**80**	**18**	**2,300**	**3,700**
Carbon Disulfide	4,000	µg/L	< 5.0	< 5.0	< 5.0	< 5.0	< 5.0	< 5.0	< 5.0	< 6.0	< 0.60	**2.4 J**	< 100	< 5.0	< 5.0	< 50	< 5.0	< 5.0	< 5	< 5
Ethylbenzene	700	µg/L	< 5.0	< 5.0	< 5.0	< 5.0	< 5.0	< 5.0	< 5.0	**25 J**	< 0.11	**2.5 J**	**190**	**900**	< 5.0	**110**	**9.1**	< 5.0	**160**	**440**
Methylene Chloride	5	µg/L	< 5.0	< 5.0	< 5.0	< 5.0	< 5.0	< 5.0	< 5.0	< 10	< 1.0	< 1.0	< 100	< 5.0	< 5.0	< 50	< 5.0	< 5.0	< 5	< 5
Toluene	1,000	µg/L	< 5.0	< 5.0	< 5.0	< 5.0	< 5.0	< 5.0	< 5.0	**7.4 J**	< 0.33	**1.2 J**	7.4 J	**52**	< 5.0	**4.4 JB**	**0.75 J**	< 5.0	**19**	**24**
Trichloroethylene	5	µg/L	< 5.0	< 5.0	< 5.0	< 5.0	< 5.0	< 5.0	< 5.0	< 1.3	< 0.13	< 0.13	< 100	< 5.0	< 5.0	< 50	< 5.0	< 5.0	< 5	< 5
Xylenes, total	2,000	µg/L	< 5.0	< 5.0	< 5.0	< 5.0	< 5.0	< 5.0	< 5.0	**29 J**	< 0.20	**0.44 J**	**25 J**	**150**	< 5.0	**14 J**	**2.1**	< 5.0	**49**	**140**
Semivolatile Organic Compounds																				
Acenaphthene	2,000	µg/L	< 0.5	< 0.5	< 0.50	< 0.50	< 0.50	< 0.19	**0.35**	**0.24**	< 0.11	< 0.099	< 19	**49**	< 0.19 *	**3.5 J**	**0.4**	< 10	**21**	**36**
Acenaphthylene	10	µg/L	< 1.0	< 1	< 1.0	< 1.0	< 1.0	< 0.19	< 0.19	< 0.095	< 0.11	< 0.099	< 19	**0.96**	< 0.19	< 3.9	< 0.20	< 10	< 10	< 10
Anthracene	10	µg/L	< 0.05	< 0.05	< 0.05	< 0.05	< 0.05	< 0.19	< 0.19	< 0.095	< 0.11	< 0.099	< 19	**1.2**	< 0.19	< 3.9	< 0.20	< 10	< 10	< 10
Benz(a)anthracene	0.1	µg/L	< 0.05	< 0.05	< 0.05	< 0.05	< 0.05	< 0.19	< 0.19	< 0.095	< 0.11	< 0.099	< 19	< 0.20	< 0.19	< 3.9	< 0.20	< 0.05	< 0.05	< 0.05
Benzo(a)pyrene	0.2	µg/L	< 0.05	< 0.05	< 0.05	< 0.05	< 0.05	< 0.19	< 0.19	< 0.095	< 0.11	< 0.099	< 19	< 0.20	< 0.19	< 3.9	< 0.20	< 0.05	< 0.05	< 0.05
Benzo(b)fluoranthene	0.2	µg/L	< 0.1	< 0.10	< 0.10	< 0.10	< 0.10	< 0.19	< 0.19	< 0.095	< 0.11	< 0.099	< 19	< 0.20	< 0.19	< 3.9	< 0.20	< 0.10	< 0.1	< 0.1
Benzo(g,h,i)perylene	10	µg/L	< 0.1	< 0.10	< 0.10	< 0.10	< 0.10	< 0.19	< 0.19	< 0.095	< 0.11	< 0.099	< 19	< 0.20	< 0.19	< 3.9	< 0.20	< 10	< 10	< 10
Benzo(k)fluoranthene	10	µg/L	< 0.05	< 0.05	< 0.05	< 0.05	< 0.05	< 0.19	< 0.19	< 0.095	< 0.11	< 0.099	< 19	< 0.20	< 0.19	< 3.9	< 0.20	< 10	< 10	< 10
Chrysene	0.2	µg/L	< 0.05	< 0.05	< 0.05	< 0.05	< 0.05	< 0.19	< 0.19	< 0.043	< 0.050	< 0.044	< 19	< 0.20	< 0.19	< 3.9	< 0.20	< 0.05	< 0.05	< 0.05
Dibenzo(a,h)anthracene	0.3	µg/L	< 0.1	< 0.10	< 0.10	< 0.10	< 0.10	< 0.19	< 0.19	< 0.095	< 0.11	< 0.099	< 19	< 0.20	< 0.19	< 3.9	< 0.20	< 0.10	< 0.1	< 0.1
Fluoranthene	1,000	µg/L	< 0.1	< 0.10	< 0.10	< 0.10	< 0.10	< 0.19	< 0.19	< 0.095	< 0.11	< 0.099	< 19	**0.87**	< 0.19	< 3.9	< 0.20	< 10	< 10	< 10
Fluorene	1,000	µg/L	< 0.1	< 0.1	< 0.10	< 0.10	< 0.10	< 0.19	< 0.19	< 0.095	< 0.11	< 0.099	< 19	**8.7**	< 0.19	**0.54 J**	**0.055**	< 10	< 10	< 10
Indeno(1,2,3-cd)pyrene	0.4	µg/L	< 0.05	< 0.05	< 0.05	< 0.05	< 0.05	< 0.19	< 0.19	< 0.095	< 0.11	< 0.099	< 19	< 0.20	< 0.19	< 3.9	< 0.20	< 0.05	< 0.05	< 0.05
Naphthalene	20	µg/L	**1.4**	**5.3**	**0.7**	**0.98**	< 0.50	**0.70**	**3.9**	**6.1**	< 0.11	**1.6**	**290**	**1,600**	< 0.19	**100 B**	**0.15**	< 10	**290**	**760**
Phenanthrene	10	µg/L	< 0.05	< 0.05	< 0.05	< 0.05	< 0.05	< 0.19	< 0.19	**0.15 J**	< 0.11	< 0.099 *	< 19	**8.1**	< 0.19	**0.68 J**	**0.065**	< 10	< 10	< 10
Pyrene	1,000	µg/L	< 0.05	< 0.05	< 0.05	< 0.05	< 0.05	< 0.19	< 0.19	< 0.095	< 0.11	< 0.099	< 19	**0.87**	< 0.19	< 3.9	**0.034**	< 10	< 10	< 10
Inorganic Compounds																				
Antimony	0.01	mg/L	< 0.02	< 0.02	< 0.02	< 0.02	< 0.02	< 0.02	< 0.02	< 0.0053	< 0.0053	< 0.0053	< 0.020	< 0.020	< 0.020	< 0.020	< 0.02	< 0.02	< 0.02	< 0.02
Arsenic	0.05	mg/L	< 0.05	< 0.05	< 0.05	< 0.05	< 0.05	< 0.02	< 0.02	< 0.0046	< 0.0046	< 0.0046	< 0.020	< 0.020	< 0.020	< 0.010	< 0.01	< 0.05	< 0.05	< 0.05
Barium	2	mg/L	**0.0572**	**0.0232**	**0.0657**	**0.0674**	**0.0693**	**0.061**	**0.089**	**0.081**	**0.079**	**0.078**	**0.072**	**0.21**	**0.066**	**0.082**	**0.076**	**0.0690**	**0.0849**	**0.181**
Beryllium	0.004	mg/L	< 0.01	< 0.01	< 0.01	< 0.01	< 0.01	< 0.0040	< 0.0040	< 0.00020	< 0.00020	**0.00022 JB**	< 0.0040	< 0.0040	< 0.0040	< 0.0040	< 0.004	< 0.01	< 0.01	< 0.01
Cadmium	0.005	mg/L	< 0.005	< 0.005	< 0.005	< 0.005	**0.0066**	**0.0073**	< 0.0050	< 0.0020	**0.0020 J**	**0.0020 J**	< 0.0050	< 0.0050	< 0.0050	**0.00069 J**	< 0.005	< 0.005	< 0.005	< 0.005
Chromium	0.1	mg/L	< 0.01	< 0.01	< 0.01	< 0.01	< 0.01	< 0.010	< 0.010	< 0.0012	**0.0043 J**	**0.0013 J**	< 0.010	< 0.010	< 0.010	**0.0028 J**	< 0.01	< 0.01	< 0.01	< 0.01
Copper	1.3	mg/L	< 0.01	< 0.01	**0.0176**	**0.0161**	**0.0192**	< 0.02	< 0.02	**0.0040 J**	**0.0064 J**	**0.0098 JB**	< 0.020	< 0.020	< 0.020	**0.013 J**	**0.0097 J**	< 0.01	< 0.01	< 0.01
Cyanide	0.2	mg/L	< 0.01	< 0.01	< 0.01	< 0.01	< 0.01	< 0.010	< 0.010	< 0.0050	**0.0095 J**	< 0.0050	< 0.010	< 0.010	< 0.010	< 0.010	< 0.01	< 0.01	< 0.01	< 0.01
Lead	0.015	mg/L	< 0.01	< 0.01	< 0.01	< 0.01	< 0.01	< 0.010	< 0.010	< 0.0040	< 0.0040	< 0.0040	< 0.010	< 0.010	< 0.010	< 0.0050	**0.0031 J**	< 0.01	< 0.01	< 0.01
Mercury	0.002	mg/L	< 0.0002	< 0.00020	< 0.00020	< 0.00020	< 0.00020	< 0.00020	< 0.00020	< 0.000091	< 0.000091	< 0.000091	< 0.00020	< 0.00020	< 0.00020	< 0.00020	< 0.00020	< 0.00020	< 0.0002	< 0.0002
Nickel	0.1	mg/L	< 0.02	< 0.02	< 0.02	< 0.02	< 0.02	< 0.04	< 0.04	**0.0028 J**	**0.0029 J**	**0.0034 J**	< 0.040	< 0.040	< 0.040	**0.0088 J**	**0.0069 J**	< 0.02	< 0.02	< 0.02
Selenium	0.05	mg/L	< 0.02	< 0.02	< 0.02	< 0.02	< 0.02	< 0.020	< 0.020	< 0.0064	< 0.0064	< 0.0064	< 0.020	< 0.020	< 0.020	< 0.010	< 0.01	< 0.02	< 0.02	< 0.02
Thallium	0.002	mg/L	< 0.02	< 0.02	< 0.02	< 0.02	< 0.02	< 0.0010	< 0.0010	< 0.00025	< 0.00025	< 0.00025	< 0.0010	< 0.0010	< 0.0010	< 0.0010	< 0.001	< 1.00	< 1.00	< 1
Vanadium (fume or dust)	0.2	mg/L	< 0.01	< 0.01	< 0.01	< 0.01	< 0.01	< 0.010	< 0.010	< 0.0024	< 0.0024	< 0.0024	< 0.010	< 0.010	< 0.010	**0.0052 J**	**0.0042 J**	< 0.01	< 0.01	< 0.01
Zinc	2	mg/L	< 0.02	**0.0205**	< 0.02	< 0.02	**0.0337**	< 0.020	< 0.020	< 0.0087	**0.0091 J**	< 0.0087	< 0.020	< 0.020	< 0.020	**0.033**	**0.018 J**	< 0.02	< 0.02	< 0.02

Notes:
* - Not a HSRA regulated compound
ISCO - *in-situ* chemical oxidation
** - Resampled in August 2007 for VOCs only

Data Qualifier Defintions:
-- - Not analyzed
B (Inorganics) - Estimated analyte concentration
D - Analyte concentration reported from secondary dilution
DB - Analyte concentration reported from secondary dilution; analyte detected in method blank
H - Holding time exceeded for sample
J - Estimated analyte concentration
JB (Organic) - Estimated analyte concentration; analyte detected in method blank
Bold = Exceeds the laboratory detection limit
Bold and shaded - Analyte concentration exceeds the Type 1 RRS

Appendix E-2
Summary of Historical Groundwater Sampling Data - Transition Zone and Bedrock Monitoring Wells
January 2001 through July 2017
Atlanta Gas Light Company
Former Manufactured Gas Plant Site
Augusta, Georgia

Chemical Name	Type 1 Risk Reduction Standard	Location ID	MW-324 (Continued)												
		Sample Date	7/11/2006	1/14/2006	01/06 DUP	7/22/2005	1/19/2005	7/16/2004	1/23/2004	7/17/2003	1/22/2003	7/11/2002	07/02 DUP	1/23/2002	7/18/2001
		Unit	Pre-Extraction												
Volatile Organic Compounds															
Acetone	4,000	µg/L	50 U	5,000 U	5,000 U	830 U	2,500 U	2,500 U	2,500 U	630 U	5,000 U	5,000 U	5,000 U	5,000 U	**5,000 R**
Benzene	5	µg/L	**1,900**	**13,000**	**13,000**	**14,000**	**12,000**	**14,000**	**16,000**	**15,000**	**14,000**	**15,000**	**12,000**	**16,000**	**15,000**
Carbon Disulfide	4,000	µg/L	5 U	500 U	500 U	33 U	100 U	100 U	100 U	25 U	200 U	200 U	200 U	200 U	200 U
Ethylbenzene	700	µg/L	**89**	**2,000**	**2,100**	**2,100**	**2,500**	**2,500**	**2,600**	**2,500**	**2,400**	**2,500**	**2,500**	**2,800**	**2,700**
Methylene Chloride	5	µg/L	5 U	500 U	500 U	170 U	500 U	500 U	500 U	130 U	1,000 U	1,000 U	1,000 U	1,000 U	1,000 U
Toluene	1,000	µg/L	**29**	500 U	500 U	**520**	**540**	**320**	**720**	**1,100**	**1,400**	**1,200**	**1,300**	**1,900**	**2,600**
Trichloroethylene	5	µg/L	5 U	500 U	500 U	33 U	100 U	100 U	100 U	25 U	200 U	200 U	200 U	200 U	200 U
Xylenes, total	2,000	µg/L	**90**	**1,000**	**1,100**	**1,500**	**1,600**	**1,500**	**1,800**	**1,700**	**1,800**	**1,700**	**1,800**	**2,300**	**2,400**
Semivolatile Organic Compounds															
2-Methylnaphthalene	*	µg/L	--	**430**	**490**	**390**	**320**	**290**	**390**	**370 J M**	**700**	**480**	**440**	**770**	**670**
Acenaphthene	2,000	µg/L	**20**	**180**	**180**	**120**	**110**	**110**	**110**	**120 J M**	**230**	**180**	**160**	**230**	**230**
Acenaphthylene	10	µg/L	10 U	20 U	20 U	20 U	100 U	80 U	**4.0**	**11**	**21 J**	**9.7 J**	**9.4 J**	100 U	**28 J**
Anthracene	10	µg/L	10 U	20 U	20 U	20 U	100 U	80 U	2.0 U	10 U	**4.8 J**	**4.9 J**	**4.6 J**	**4.5 J**	**3.8 J**
Benz(a)anthracene	0.1	µg/L	0.05 U	20 U	20 U	20 U	100 U	80 U	2.0 U	10 U	100 U	100 U	100 U	100 U	50 U
Benzo(a)pyrene	0.2	µg/L	0.05 U	20 U	20 U	20 U	100 U	80 U	2.0 U	10 U	100 U	100 U	100 U	100 U	50 U
Benzo(b)fluoranthene	0.2	µg/L	0.1 U	20 U	20 U	20 U	100 U	80 U	2.0 U	10 U	100 U	100 U	100 U	100 U	50 U
Benzo(g,h,i)perylene	10	µg/L	10 U	20 U	20 U	20 U	100 U	80 U	2.0 U	10 U	100 U	100 U	100 U	100 U	50 U
Benzo(k)fluoranthene	10	µg/L	10 U	20 U	20 U	20 U	100 U	80 U	2.0 U	10 U	100 U	100 U	100 U	100 U	50 U
Chrysene	0.2	µg/L	0.05 U	20 U	20 U	20 U	100 U	80 U	2.0 U	10 U	100 U	100 U	100 U	100 U	50 U
Dibenzo(a,h)anthracene	0.3	µg/L	0.1 U	20 U	20 U	20 U	100 U	80 U	2.0 U	10 U	100 U	100 U	100 U	100 U	50 U
Dibenzofuran	1	µg/L	--	20 U	100 U	20 U	100 U	80 U	2.0 U	10 U	**8.8 J**	**6.6 J**	**6.7 J**	**11 J**	**8.9 J**
Fluoranthene	1,000	µg/L	10 U	20 U	20 U	20 U	100 U	80 U	2.0 U	10 U	100 U	100 U	100 U	100 U	50 U
Fluorene	1,000	µg/L	10 U	**23**	**24**	20 U	100 U	80 U	**23**	**21**	**35 J**	**29 J**	**26 J**	**38 J**	**35 J**
Indeno(1,2,3-cd)pyrene	0.4	µg/L	0.05 U	20 U	20 U	20 U	100 U	80 U	2.0 U	10 U	100 U	100 U	100 U	100 U	50 U
Naphthalene	20	µg/L	**170**	**4,400**	**4,300**	**3,500**	**3,700**	**3,600**	**4,600**	**4,400 J M**	**7,500 D**	**5,000 D**	**4,400 D**	**5,900 D**	**8,600 D**
Phenanthrene	10	µg/L	10 U	**27**	**28**	20 U	100 U	80 U	**22**	**18**	**36 J**	**26 J**	**26 J**	**41 J**	**34 J**
Pyrene	1,000	µg/L	10 U	20 U	20 U	20 U	100 U	80 U	2.0 U	10 U	100 U	100 U	100 U	100 U	50 U
Inorganic Compounds															
Aluminum (fume or dust)	*	mg/L	--	**0.303**	0.2 U	0.2 U	0.2 U	0.2 U	0.2 U	0.2 U	0.2 U	0.2 U	0.2 U	0.2 U	**0.058 B**
Antimony	0.01	mg/L	0.02 U	0.01 U	0.01 U	0.006 U	0.02 U	0.006 U	0.02 U	0.02 U	0.02 U	0.02 U	0.02 U	0.02 U	0.02 U
Arsenic	0.05	mg/L	0.05 U	0.01 U	0.01 U	0.01 U	0.01 U	0.01 U	0.01 U	0.01 U	0.01 U	0.01 U	0.01 U	0.01 U	0.01 U
Barium	2	mg/L	**0.0682**	**0.243**	**0.239**	**0.237**	**0.24**	**0.23**	**0.21**	**0.21**	**0.22**	**0.24**	**0.24**	**0.22**	**0.22**
Beryllium	0.004	mg/L	0.01 U	0.005 U	0.005 U	0.004 U	0.004 U	0.004 U	0.004 U	0.004 U	0.004 U	0.004 U	0.004 U	0.004 U	0.004 U
Cadmium	0.005	mg/L	0.005 U	0.002 U	0.002 U	0.005 U	0.005 U	0.005 U	0.005 U	0.005 U	0.005 U	0.005 U	0.005 U	0.005 U	0.005 U
Calcium metal	*	mg/L	--	**40.9**	**39.8**	**43.2**	**38**	**37**	**37**	**33**	**35**	**34**	**34**	**35**	**44**
Chromium	0.1	mg/L	0.01 U	0.005 U	0.005 U	0.01 U	0.01 U	0.01 U	0.01 U	0.01 UJ	0.01 U	0.01 U	0.01 U	0.01 U	0.01 U
Cobalt	*	mg/L	--	0.007 U	0.007 U	0.01 U	0.01 U	0.01 U	0.01 U	0.01 U	0.01 U	0.01 U	0.01 U	0.01 U	0.01 U
Copper	1.3	mg/L	0.01 U	0.025 U	0.025 U	0.02 U	0.02 U	0.02 U	0.02 U	0.02 U	**0.0015 B**	**0.00092 B**	0.02 U	**0.0017 B**	0.02 U
Cyanide	0.2	mg/L	0.01 U	0.01 U	0.01 U	0.01 U	0.01 U	0.01 U	0.01 U	0.015 U	0.01 U	**0.11**	0.01 U	0.01 U	0.01 U
Iron	*	mg/L	--	**0.62**	**0.516**	**0.533**	**0.48**	**0.46**	**0.37**	**0.38**	**0.36**	**0.33**	**0.31**	**0.37**	**0.37**
Lead	0.015	mg/L	0.01 U	0.003 U	0.003 U	0.005 U	0.005 U	0.005 U	0.005 U	0.005 U	**0.0019 B**	0.005 U	0.005 U	0.005 U	0.005 U
Magnesium	*	mg/L	--	**13.8**	**13.6**	**14.1**	**13**	**12**	**11**	**11**	**11**	**11**	**11**	**11**	**10**
Manganese	*	mg/L	--	**0.33**	**0.324**	**0.333**	**0.34**	**0.32**	**0.29**	**0.28**	**0.28**	**0.29**	**0.29**	**0.26**	**0.23**
Mercury	0.002	mg/L	0.0002 U	0.0002 U	0.0002 U	0.0002 U	0.0002 U	0.0002 U	0.0002 U	0.0002 UJ	**0.000095 B**	0.0002 U	0.0002 U	0.0002 U	0.0002 U
Nickel	0.1	mg/L	0.02 U	0.04 U	0.04 U	0.04 U	0.04 U	0.04 U	0.04 U	0.04 U	0.04 U	0.04 U	0.04 U	0.04 U	0.04 U
Potassium	*	mg/L	--	5 U	5 U	**3.58**	**3.7**	**3.7**	**4.4**	**3.1**	**3.4**	**3.6**	**3.6**	**3.3**	**4.4**
Selenium	0.05	mg/L	0.02 U	0.005 U	0.005 U	0.01 U	0.01 U	0.01 U	0.01 U	0.01 U	0.01 U	0.01 U	0.01 U	**0.006 B**	0.01 U
Sodium	*	mg/L	--	**16.3**	**16.1**	**17.9**	**15**	**15**	**18**	**15**	**15**	**17**	**17**	**15**	**16**
Thallium	0.002	mg/L	0.001 U	0.001 U	0.001 U	0.001 U	0.002 U	0.001 U	0.001 U	0.002 UJ	0.002 U	0.002 UN	0.002 UN	0.002 U	0.002 U
Vanadium (fume or dust)	0.2	mg/L	0.01 U	0.007 U	0.007 U	0.01 U	0.01 U	0.01 U	0.01 U	0.01 U	0.01 U	0.01 U	0.01 U	0.01 U	0.01 U
Zinc	2	mg/L	0.02 U	0.02 U	0.02 U	0.02 U	0.02 U	0.02 U	0.02 U	**0.02**	**0.019 B**	0.02 U	0.02 U	0.02 U	0.02 U

Notes:
* - Not a HSRA regulated compound
ISCO - *in-situ* chemical oxidation
** - Resampled in August 2007 for VOCs only

Data Qualifier Defintions:
-- - Not analyzed
B (Inorganics) - Estimated analyte concentration
D - Analyte concentration reported from secondary dilution
DB - Analyte concentration reported from secondary dilution; analyte detected in method blank
H - Holding time exceeded for sample
J - Estimated analyte concentration
JB (Organic) - Estimated analyte concentration; analyte detected in method blank
Bold = Exceeds the laboratory detection limit
Bold and shaded - Analyte concentration exceeds the Type 1 RRS

Appendix E-2
Summary of Historical Groundwater Sampling Data - Transition Zone and Bedrock Monitoring Wells
January 2001 through July 2017
Atlanta Gas Light Company
Former Manufactured Gas Plant Site
Augusta, Georgia

Chemical Name	Type 1 Risk Reduction Standard	Location ID	MW-325																					
		Sample Date	7/26/2017	1/25/2017	7/28/2016	1/20/2016	7/28/2015	1/13/2015	7/14/2014	1/6/2014	7/9/2013	1/8/2013	7/23/2012	1/16/2012	7/5/2011	1/18/2011	7/13/2010	1/6/2010	7/21/2009	1/14/2009	7/17/2008	1/9/2008	7/11/2007	2/15/2007
		Unit	Post-Extraction					During Extraction																
Volatile Organic Compounds																								
Acetone	4,000	µg/L	< 50	< 50	< 50	< 50	< 50	< 50	< 50	< 50	< 50	< 100	< 5.0	< 5.0	< 5.0	< 5.0	< 100 U	< 100	< 100	< 100	**120**	< 50	< 50	< 50
Benzene	5	µg/L	< 5.0	< 5.0	< 5.0	< 5.0	< 5.0	< 5.0	< 5.0	< 5.0	< 5.0	< 5.0	< 0.25	< 0.25	< 0.25	**0.36 J**	< 5.0 U	< 5.0	< 5.0	< 5.0	< 5.0	< 5.0	< 5	**3,700**
Carbon Disulfide	4,000	µg/L	< 5.0	< 5.0	< 5.0	< 5.0	< 5.0	< 5.0	< 5.0	< 5.0	< 5.0	< 5.0	< 0.60	< 0.60	< 0.60	< 0.60	< 5.0 U	< 5.0	< 5.0	< 5.0	< 5.0	< 5.0	< 5	< 5
Ethylbenzene	700	µg/L	< 5.0	< 5.0	< 5.0	< 5.0	< 5.0	< 5.0	< 5.0	< 5.0	< 5.0	< 5.0	< 0.11	< 0.11	< 0.11	< 0.11	< 5.0 U	< 5.0	< 5.0	< 5.0	< 5.0	< 5.0	< 5	**440**
Methylene Chloride	5	µg/L	< 5.0	< 5.0	< 5.0	< 5.0	< 5.0	< 5.0	< 5.0	< 5.0	< 5.0	< 5.0	< 1.0	< 1.0	< 1.0	< 1.0	< 5.0 U	< 5.0	< 5.0	< 5.0	< 5.0	< 5.0	< 5	< 5
Toluene	1,000	µg/L	< 5.0	< 5.0	< 5.0	< 5.0	< 5.0	< 5.0	< 5.0	< 5.0	< 5.0	< 5.0	< 0.33	< 0.33	< 0.33	< 0.33	**0.49 J**	< 5.0	< 5.0	< 5.0	< 5.0	< 5.0	< 5	**24**
Trichloroethylene	5	µg/L	< 5.0	< 5.0	< 5.0	< 5.0	< 5.0	< 5.0	< 5.0	< 5.0	< 5.0	< 5.0	< 0.13	< 0.13	< 0.13	< 0.13	< 5.0 U	< 5.0	< 5.0	< 5.0	< 5.0	< 5.0	< 5	< 5
Xylenes, total	2,000	µg/L	< 5.0	< 5.0	< 5.0	< 5.0	< 5.0	< 5.0	< 5.0	< 5.0	< 5.0	< 5.0	< 0.20	< 0.20	< 0.20	< 0.20	**0.31 J**	< 5.0	< 5.0	< 5.0	< 5.0	< 5.0	< 5	**140**
Semivolatile Organic Compounds																								
Acenaphthene	2,000	µg/L	< 0.5	< 0.5	< 0.5	< 0.5	< 0.5	< 0.50	< 0.50	< 0.50	< 0.50	< 0.19	< 0.096	< 0.10	< 0.11	< 0.11	< 0.19	< 0.19	< 0.19	< 0.19	< 0.19	< 10	< 10	**36**
Acenaphthylene	10	µg/L	< 1.0	< 1.0	< 1.0	< 1.0	< 1.0	< 1.0	< 1.0	< 1.0	< 1.0	< 0.19	< 0.096	< 0.10	< 0.11	< 0.11	< 0.19	< 0.19	< 0.19	< 0.19	< 0.19	< 10	< 10	< 10
Anthracene	10	µg/L	< 0.05	**0.062**	< 0.05	< 0.05	< 0.05	< 0.05	< 0.05	< 0.05	< 0.05	< 0.19	< 0.096	< 0.10	< 0.11	< 0.11	< 0.19	< 0.19	< 0.19	< 0.19	< 0.19	< 10	< 10	< 10
Benz(a)anthracene	0.1	µg/L	< 0.05	< 0.05	< 0.05	< 0.05	< 0.05	< 0.05	< 0.05	< 0.05	< 0.05	< 0.19	< 0.096	< 0.10	< 0.11	< 0.11	< 0.19	< 0.19	< 0.19	< 0.19	< 0.19	< 0.05	< 0.05	< 0.05
Benzo(a)pyrene	0.2	µg/L	< 0.05	< 0.05	< 0.05	< 0.05	< 0.05	< 0.05	< 0.05	< 0.05	< 0.05	< 0.19	< 0.096	< 0.10	< 0.11	< 0.11	< 0.19	< 0.19	< 0.19	< 0.19	< 0.19	< 0.05	< 0.05	< 0.05
Benzo(b)fluoranthene	0.2	µg/L	< 0.1	< 0.1	< 0.1	< 0.1	< 0.1	< 0.10	< 0.10	< 0.10	< 0.10	< 0.19	< 0.096	< 0.10	< 0.11	< 0.11	< 0.19	< 0.19	< 0.19	< 0.19	< 0.19	< 0.10	< 0.1	< 0.1
Benzo(g,h,i)perylene	10	µg/L	< 0.1	< 0.1	< 0.1	< 0.1	< 0.1	< 0.1	< 0.10	< 0.10	< 0.10	< 0.19	< 0.096	< 0.10	< 0.11	< 0.11	< 0.19	< 0.19	< 0.19	< 0.19	< 0.19	< 10	< 10	< 10
Benzo(k)fluoranthene	10	µg/L	< 0.05	< 0.05	< 0.05	< 0.05	< 0.05	< 0.05	< 0.05	< 0.05	< 0.05	< 0.19	< 0.096	< 0.10	< 0.11	< 0.11	< 0.19	< 0.19	< 0.19	< 0.19	< 0.19	< 10	< 10	< 10
Chrysene	0.2	µg/L	< 0.05	< 0.05	< 0.05	< 0.05	< 0.05	< 0.05	< 0.05	< 0.05	< 0.05	< 0.19	< 0.043	< 0.045	< 0.050	< 0.049	< 0.19	< 0.19	< 0.19	< 0.19	< 0.19	< 0.05	< 0.05	< 0.05
Dibenzo(a,h)anthracene	0.3	µg/L	< 0.1	< 0.1	< 0.1	< 0.1	< 0.1	< 0.10	< 0.10	< 0.10	< 0.10	< 0.19	< 0.096	< 0.10	< 0.11	< 0.11	< 0.19	< 0.19	< 0.19	< 0.19	< 0.19	< 0.10	< 0.1	< 0.1
Fluoranthene	1,000	µg/L	< 0.1	< 0.1	< 0.1	< 0.1	< 0.1	< 0.1	< 0.10	< 0.10	< 0.10	< 0.19	< 0.096	< 0.10	< 0.11	< 0.11	< 0.19	< 0.19	< 0.19	< 0.19	< 0.19	< 10	< 10	< 10
Fluorene	1,000	µg/L	< 0.1	**0.15**	< 0.1	< 0.1	< 0.1	< 0.10	< 0.10	< 0.10	< 0.10	< 0.19	< 0.096	< 0.10	< 0.11	< 0.11	< 0.19	< 0.19	< 0.19	< 0.19	< 0.19	< 10	< 10	< 10
Indeno(1,2,3-cd)pyrene	0.4	µg/L	< 0.05	< 0.05	< 0.05	< 0.05	< 0.05	< 0.05	< 0.05	< 0.05	< 0.05	< 0.19	< 0.096	< 0.10	< 0.11	< 0.11	< 0.19	< 0.19	< 0.19	< 0.19	< 0.19	< 0.05	< 0.05	< 0.05
Naphthalene	20	µg/L	< 0.5	< 0.5	< 0.5	< 0.5	**0.76**	< 0.5	< 0.50	< 0.50	< 0.50	< 0.19	< 0.096	< 0.10	< 0.11	< 0.11	< 0.19	< 0.19	< 0.19	**0.058 J**	< 0.19	< 10	< 10	**760**
Phenanthrene	10	µg/L	< 0.05	**0.085**	< 0.05	**0.06**	< 0.05	< 0.05	< 0.05	< 0.05	< 0.05	< 0.19	< 0.096	< 0.10	< 0.11	< 0.11	< 0.19	< 0.19	< 0.19	< 0.19	< 0.19	< 10	< 10	< 10
Pyrene	1,000	µg/L	< 0.05	< 0.05	< 0.05	< 0.05	< 0.05	< 0.05	< 0.05	< 0.05	< 0.05	< 0.19	< 0.096	< 0.10	< 0.11	< 0.11	< 0.19	< 0.19	< 0.19	< 0.19	< 0.19	< 10	< 10	< 10
Inorganic Compounds																								
Antimony	0.01	mg/L	< 0.006	< 0.006	< 0.006	< 0.006	< 0.02	< 0.02	< 0.02	< 0.02	< 0.02	< 0.020	< 0.0053	< 0.0053	< 0.0053	< 0.0053	< 0.020	< 0.020	< 0.020	< 0.020	< 0.02	< 0.02	< 0.02	< 0.02
Arsenic	0.05	mg/L	< 0.05	< 0.05	< 0.05	< 0.05	< 0.05	< 0.05	< 0.05	< 0.05	< 0.05	< 0.020	< 0.0046	**0.0047 J**	< 0.0046	**0.0047 J**	< 0.020	< 0.020	< 0.020	< 0.010	< 0.01	< 0.05	< 0.05	< 0.05
Barium	2	mg/L	**0.106**	**0.0948**	**0.0947**	**0.0994**	**0.0691**	**0.0553**	**0.0744**	**0.0326**	**0.0284**	**0.026**	**0.022**	**0.025**	**0.027**	**0.023**	**0.022**	**0.033**	**0.025**	**0.025**	**0.03**	**0.0413**	**0.0571**	**0.181**
Beryllium	0.004	mg/L	< 0.004	< 0.004	< 0.004	< 0.004	< 0.01	< 0.01	< 0.01	< 0.01	< 0.01	< 0.0040	< 0.00020	< 0.00020	< 0.00020	< 0.00020	< 0.0040	< 0.0040	< 0.0040	< 0.0040	< 0.004	< 0.01	< 0.01	< 0.01
Cadmium	0.005	mg/L	< 0.005	< 0.005	< 0.005	< 0.005	**0.0122**	**0.009**	< 0.005	< 0.005	< 0.005	< 0.0050	< 0.0020	< 0.0020	< 0.0020	< 0.0020	< 0.0050	< 0.0050	< 0.0050	**0.00093 J**	< 0.005	< 0.005	< 0.005	< 0.005
Chromium	0.1	mg/L	< 0.01	< 0.01	< 0.01	< 0.01	< 0.01	< 0.01	< 0.01	< 0.01	< 0.01	< 0.010	< 0.0012	< 0.0012	< 0.0012	< 0.0012	< 0.010	< 0.010	< 0.010	< 0.010	< 0.01	< 0.01	< 0.01	< 0.01
Copper	1.3	mg/L	< 0.01	< 0.01	< 0.01	< 0.01	< 0.01	< 0.01	< 0.01	< 0.01	< 0.01	< 0.020	< 0.0019	< 0.0019	< 0.0019	< 0.0019	< 0.020	< 0.020	< 0.020	**0.0023 J**	< 0.02	< 0.01	< 0.01	< 0.01
Cyanide	0.2	mg/L	< 0.01	< 0.01	< 0.01	< 0.01	< 0.01	< 0.01	< 0.01	< 0.01	< 0.01	< 0.010	< 0.0050	< 0.0050	**0.0083 J**	< 0.0050	< 0.010	< 0.010	< 0.010	< 0.010	< 0.01	< 0.01	< 0.01	< 0.01
Lead	0.015	mg/L	< 0.01	< 0.01	< 0.01	< 0.01	< 0.01	< 0.01	< 0.01	< 0.01	< 0.01	< 0.010	< 0.0040	< 0.0040	< 0.0040	< 0.0040	< 0.010	< 0.010	< 0.010	< 0.0050	**0.0023 J**	< 0.01	< 0.01	< 0.01
Mercury	0.002	mg/L	< 0.0002	< 0.0002	< 0.0002	< 0.0002	< 0.0002	< 0.00020	< 0.00020	< 0.00020	< 0.00020	< 0.00020	< 0.000091	< 0.000091	< 0.000091	< 0.000091	< 0.00020	< 0.00020	< 0.00020	< 0.00020	< 0.00020	< 0.00020	< 0.0002	< 0.0002
Nickel	0.1	mg/L	< 0.02	< 0.02	< 0.02	< 0.02	< 0.02	< 0.02	< 0.02	< 0.02	< 0.02	< 0.040	< 0.0023	< 0.0023	< 0.0023	< 0.0023	< 0.040	< 0.040	< 0.040	< 0.040	< 0.04	< 0.02	< 0.02	< 0.02
Selenium	0.05	mg/L	< 0.02	< 0.02	< 0.02	< 0.02	< 0.02	< 0.02	< 0.02	< 0.02	< 0.02	< 0.020	< 0.0064	< 0.0064	< 0.0064	< 0.0064	< 0.020	< 0.020	< 0.020	< 0.010	< 0.01	< 0.02	< 0.02	< 0.02
Thallium	0.002	mg/L	< 0.002	< 0.002	< 0.002	< 0.002	< 0.02	< 0.02	< 0.02	< 0.02	< 0.02	< 0.0010	< 0.00025	< 0.00025	< 0.00025	< 0.00025	< 0.0010	< 0.0010	< 0.0010	< 0.0010	< 0.001	< 1.00	< 1.00	< 1
Vanadium (fume or dust)	0.2	mg/L	< 0.01	< 0.01	< 0.01	< 0.01	< 0.01	< 0.01	< 0.01	< 0.01	< 0.01	<0.010	**0.0029 J**	**0.0034 J**	**0.0027 J**	**0.0029 J**	**0.0027 J**	< 0.010	< 0.010	**0.0039 J**	**0.0034 J**	< 0.01	< 0.01	< 0.01
Zinc	2	mg/L	< 0.02	< 0.02	**0.0248**	**0.0299**	**0.127**	**0.0573**	< 0.02	< 0.02	< 0.02	< 0.020	< 0.0087	< 0.0087	< 0.0087	< 0.0087	< 0.020	< 0.020	< 0.020	**0.015 J**	< 0.02	< 0.02	< 0.02	< 0.02

Notes:
* - Not a HSRA regulated compound
ISCO - *in-situ* chemical oxidation
** - Resampled in August 2007 for VOCs only

Data Qualifier Defintions:
-- - Not analyzed
B (Inorganics) - Estimated analyte concentration
D - Analyte concentration reported from secondary dilution
DB - Analyte concentration reported from secondary dilution; analyte detected in method blank
H - Holding time exceeded for sample
J - Estimated analyte concentration

Appendix E-2
Summary of Historical Groundwater Sampling Data - Transition Zone and Bedrock Monitoring Wells
January 2001 through July 2017
Atlanta Gas Light Company
Former Manufactured Gas Plant Site
Augusta, Georgia

Chemical Name	Type 1 Risk Reduction Standard	Location ID	MW-325 (Continued)										
		Sample Date	7/13/2006	1/12/2006	7/19/2005	1/17/2005	7/14/2004	1/21/2004	7/15/2003	1/21/2003	7/12/2002	1/18/2002	7/17/2001
		Unit	Pre-Extraction										
Volatile Organic Compounds													
Acetone	4,000	µg/L	50 U	10 U	25 U	25 U	25 U	25 U	25 U	25 U	25 U	25 U	25 U
Benzene	5	µg/L	5 U	1.0 U	1.0 U	1.0 U	1.0 U	1.0 U	1.0 U	1.0 U	**1.3**	1.0 U	**0.13 J**
Carbon Disulfide	4,000	µg/L	5 U	1.0 U	1.0 U	1.0 U	1.0 U	1.0 U	**1**	1.0 U	1.0 U	1.0 U	1.0 U
Ethylbenzene	700	µg/L	5 U	1.0 U	1.0 U	1.0 U	1.0 U	1.0 U	1.0 U	1.0 U	**0.3 J**	1.0 U	1.0 U
Methylene Chloride	5	µg/L	5 U	1.0 U	5.0 U	5.0 U	5.0 U	5.0 U	5.0 U	5.0 U	5.0 U	5.0 U	5.0 U
Toluene	1,000	µg/L	5 U	1.0 U	1.0 U	1.0 U	1.0 U	1.0 U	1.0 U	1.0 U	**0.35 J**	1.0 U	1.0 U
Trichloroethylene	5	µg/L	5 U	1.0 U	1.0 U	1.0 U	1.0 U	1.0 U	1.0 U	1.0 U	1.0 U	1.0 U	1.0 U
Xylenes, total	2,000	µg/L	5 U	2.0 U	2.0 U	2.0 U	2.0 U	2.0 U	2.0 U	2.0 U	2.0 U	2.0 U	2.0 U
Semivolatile Organic Compounds													
2-Methylnaphthalene	*	µg/L	--	0.2 U	0.2 U	0.2 U	0.2 U	0.2 U	10 U	10 U	10 U	10 U	10 U
Acenaphthene	2,000	µg/L	10 U	0.2 U	0.2 U	0.2 U	0.2 U	0.2 U	10 U	10 U	**0.35 J**	10 U	10 U
Acenaphthylene	10	µg/L	10 U	0.2 U	0.2 U	0.2 U	0.2 U	0.2 U	10 U	10 U	10 U	10 U	10 U
Anthracene	10	µg/L	10 U	0.2 U	0.2 U	0.2 U	0.2 U	0.2 U	10 U	10 U	10 U	10 U	10 U
Benz(a)anthracene	0.1	µg/L	0.05 U	0.2 U	0.2 U	0.2 U	0.2 U	0.2 U	10 U	10 U	10 U	10 U	10 U
Benzo(a)pyrene	0.2	µg/L	0.05 U	0.2 U	0.2 U	0.2 U	0.2 U	0.2 U	10 U	10 U	10 U	10 U	10 U
Benzo(b)fluoranthene	0.2	µg/L	0.1 U	0.2 U	0.2 U	0.2 U	0.2 U	0.2 U	10 U	10 U	10 U	10 U	10 U
Benzo(g,h,i)perylene	10	µg/L	10 U	0.2 U	0.2 U	0.2 U	0.2 U	0.2 U	10 U	10 U	10 U	10 U	10 U
Benzo(k)fluoranthene	10	µg/L	10 U	0.2 U	0.2 U	0.2 U	0.2 U	0.2 U	10 U	10 U	10 U	10 U	10 U
Chrysene	0.2	µg/L	0.05 U	0.2 U	0.2 U	0.2 U	0.2 U	0.2 U	10 U	10 U	10 U	10 U	10 U
Dibenzo(a,h)anthracene	0.3	µg/L	0.1 U	0.2 U	0.2 U	0.2 U	0.2 U	0.2 U	10 U	10 U	10 U	10 U	10 U
Dibenzofuran	1	µg/L	--	1.0 U	0.2 U	0.2 U	0.2 U	0.2 U	10 U	10 U	10 U	10 U	10 U
Fluoranthene	1,000	µg/L	10 U	0.2 U	0.2 U	0.2 U	0.2 U	0.2 U	10 U	10 U	10 U	10 U	10 U
Fluorene	1,000	µg/L	10 U	0.2 U	0.2 U	0.2 U	0.2 U	0.2 U	10 U	10 U	10 U	10 U	10 U
Indeno(1,2,3-cd)pyrene	0.4	µg/L	0.05 U	0.2 U	0.2 U	0.2 U	0.2 U	0.2 U	10 U	10 U	10 U	10 U	10 U
Naphthalene	20	µg/L	10 U	0.2 U	0.2 U	**0.28**	0.2 U	0.2 U	10 U	10 U	10 U	10 U	10 U
Phenanthrene	10	µg/L	10 U	0.2 U	0.2 U	0.2 U	0.2 U	0.2 U	10 U	10 U	10 U	10 U	10 U
Pyrene	1,000	µg/L	10 U	0.2 U	0.2 U	0.2 U	0.2 U	0.2 U	10 UJ	10 U	10 U	10 U	10 U
Inorganic Compounds													
Aluminum (fume or dust)	*	mg/L	--	**0.817**	**0.978**	**0.25**	0.2 U	0.2 U	**2.7**	0.2 U	**0.2 B**	**2.1**	**30 N**
Antimony	0.01	mg/L	0.02 U	0.01 U	0.006 U	0.02 U	0.006 U	0.02 U	0.02 U	0.02 U	0.02 U	0.02 U	0.02 U
Arsenic	0.05	mg/L	0.05 U	0.01 U	0.01 U	0.01 U	0.01 U	0.01 U	0.01 U	0.01 U	0.01 U	0.01 U	**0.021**
Barium	2	mg/L	**0.134**	0.2 U	**0.102**	**0.09**	**0.097**	**0.091**	**0.12**	**0.042**	**0.072**	**0.12**	**0.38**
Beryllium	0.004	mg/L	0.01 U	0.005 U	0.004 U	0.004 U	0.004 U	0.004 U	0.004 U	0.004 U	0.004 U	0.004 U	**0.0042**
Cadmium	0.005	mg/L	0.005 U	0.002 U	0.005 U	0.005 U	0.005 U	0.005 U	0.005 UJ	0.005 U	0.005 U	0.005 U	**0.002 B**
Calcium metal	*	mg/L	--	**18.5**	**25.2**	**16**	**20**	**16**	**24**	**3.2**	**21**	**27**	**65**
Chromium	0.1	mg/L	0.01 U	0.005 UJ	0.01 U	0.01 U	0.01 U	0.01 U	**0.03**	0.01 U	**0.0061 B**	**0.17**	**0.23**
Cobalt	*	mg/L	--	0.007 UJ	0.01 U	0.01 U	0.01 U	0.01 U	0.01 UJ	0.01 U	0.01 U	**0.0036 B**	**0.058**
Copper	1.3	mg/L	0.01 U	0.025 U	0.02 U	0.02 U	0.02 U	0.02 U	0.02 U	**0.0018 B**	**0.0015 B**	**0.0073 B**	**0.059**
Cyanide	0.2	mg/L	0.01 U	0.01 UJ	0.01 U	0.01 U	0.01 U	0.01 U	0.015 U	0.01 U	0.01 U	0.01 U	0.01 U
Iron	*	mg/L	--	**1.13**	**0.54**	**0.54**	**0.28**	**0.45**	**4.8**	**0.035 B**	**0.17**	**3.6**	**41**
Lead	0.015	mg/L	0.01 U	0.003 U	0.005 U	0.005 U	0.005 U	0.005 U	**0.01**	0.005 U	0.005 U	**0.0039 B**	**0.063**
Magnesium	*	mg/L	--	**7.93**	**7.87**	**6.7**	**7**	**7.4**	**9.7**	**0.65**	**3.3**	**8.7**	**30**
Manganese	*	mg/L	--	**0.258**	**0.28**	**0.24**	**0.26**	**0.28**	**0.35**	**0.0016 B**	**0.057**	**0.25**	**0.97**
Mercury	0.002	mg/L	0.0002 U	0.0002 UJ	0.0002 U	0.0002 U	0.0002 U	0.0002 U	0.0002 U	0.0002 U	0.0002 U	0.0002 U	0.0002 U
Nickel	0.1	mg/L	0.02 U	0.04 U	0.04 U	0.04 U	0.04 U	0.04 U	0.04 UJ	0.04 U	**0.0049 B**	**0.11**	**0.18**
Potassium	*	mg/L	--	5 U	**3.16**	**4**	**3.5**	**2.9**	**4.2**	**8.4**	**8**	**6.2**	**15**
Selenium	0.05	mg/L	0.02 U	0.005 U	0.01 U	0.01 U	0.01 U	0.01 U	0.01 U	0.01 U	0.01 U	**0.0061 B**	0.01 U
Sodium	*	mg/L	--	**11.8**	**12.9**	**12**	**12**	**12**	**13**	**13**	**13**	**12**	**12**
Thallium	0.002	mg/L	0.001 U	0.001 U	0.001 U	0.002 U	0.001 U	0.001 U	0.002 U	0.002 UW	0.002 UWN	0.002 UW	0.002 UWN
Vanadium (fume or dust)	0.2	mg/L	0.01 U	0.007 U	0.01 U	0.01 U	0.01 U	0.01 U	0.01 UJ	0.01 U	**0.0025 B**	**0.0052 B**	**0.062**
Zinc	2	mg/L	0.02 U	0.02 U	0.02 U	0.02 U	0.02 U	0.02 U	**0.07**	**0.023**	0.02 U	**0.039**	**0.62**

Notes:
* - Not a HSRA regulated compound
ISCO - *in-situ* chemical oxidation
** - Resampled in August 2007 for VOCs only

Data Qualifier Defintions:
-- - Not analyzed
B (Inorganics) - Estimated analyte concentration
D - Analyte concentration reported from secondary dilution
DB - Analyte concentration reported from secondary dilution; analyte detected in method blank
H - Holding time exceeded for sample
J - Estimated analyte concentration

Appendix E-2
Summary of Historical Groundwater Sampling Data - Transition Zone and Bedrock Monitoring Wells
January 2001 through July 2017
Atlanta Gas Light Company
Former Manufactured Gas Plant Site
Augusta, Georgia

Chemical Name	Type 1 Risk Reduction Standard	Location ID	MW-500BR																					
		Sample Date	7/27/2017	1/27/2017	7/28/2016	1/21/2016	7/29/2015	1/14/2015	7/16/2014	1/8/2014	7/9/2013	1/10/2013	7/26/2012	1/18/2012	7/6/2011	1/19/2011	7/13/2010	1/12/2010	7/23/2009	1/09 DUP	1/13/2009	7/17/2008	1/9/2008	7/10/2007
		Unit	Post-Extraction					During Extraction																
Volatile Organic Compounds																								
Acetone	4,000	µg/L	< 2500	< 1000	< 50	< 50	< 5000	< 5000	< 5000	< 5,000	< 50	< 10,000	< 5,000	< 250	**330 J**	< 250	< 5000	< 5000	< 10000	< 5000	< 5000	< 500	< 50	< 50
Benzene	5	µg/L	**6500**	**5600**	**3100**	**9300**	**6200**	**13,000**	**9,300**	**10,000**	**9,200**	**9,700**	**14,000**	**11,000**	**9,800**	**8,200**	**7,000**	**5,200**	**5,600**	**6,400**	**5,600**	**4,300**	**12,000**	**7,700**
Carbon Disulfide	4,000	µg/L	< 250	< 100	< 5.0	< 5.0	< 500	< 500	< 500	< 500	< 5.0	< 500	< 250	< 30	< 30	< 30	< 250	< 250	< 500	< 250	< 250	< 25	< 5.0	< 5.0
Ethylbenzene	700	µg/L	**680**	**680**	**290**	**660**	< 500	**1,200**	**620**	**1,000**	**420**	**820**	**1,600**	**1,000**	**730**	**820**	**620**	**470**	< 500	**570**	**390**	**530**	**1,300**	**620**
Methylene Chloride	5	µg/L	**270**	< 100	< 5.0	< 5.0	< 500	< 500	< 500	< 500	< 5.0	< 500	< 250	< 50	< 50	< 50	< 250	<250	< 500	< 250	< 250	< 25	< 5.0	< 5.0
Toluene	1,000	µg/L	< 250	< 100	< 5.0	**7.9**	< 500	< 500	< 500	< 500	**11**	< 500	< 250	**24 J**	**57 J**	**68 J**	**29 J**	< 250	< 500	**38 J**	**36 J**	**38**	**140**	**15**
Trichloroethylene	5	µg/L	< 250	< 100	< 5.0	< 5.0	< 500	< 500	< 500	< 500	< 5.0	< 500	< 250	< 6.5	< 6.5	< 6.5	< 250	< 250	< 500	< 250	< 250	< 25	< 5.0	< 5.0
Xylenes, total	2,000	µg/L	< 250	**240**	**160**	**426**	< 500	**610**	< 500	**670**	**450**	**560**	**1100**	**790**	**780**	**760**	**640**	**420**	< 500	**470**	**310**	**350**	**850**	**280**
Semivolatile Organic Compounds																								
Acenaphthene	2,000	µg/L	**31**	**51**	**27**	**39**	< 50	**86**	**48**	**71**	**30**	**42**	< 210	**110**	**60**	**67**	**42**	**38**	**39**	**15**	**15**	**32**	**91 J**	**23**
Acenaphthylene	10	µg/L	< 1.0	< 1.0	< 1.0	**1.3**	< 1.0	**1.2**	< 1.0	**2.2**	**1.7**	< 19	< 210	**2.3**	**1.4**	**1.6 J**	**1.0 J**	**1.9**	< 2.0	< 9.4	< 9.4	**1.1 J**	< 10	< 10
Anthracene	10	µg/L	**0.51**	**0.99**	**0.44**	**0.55**	**0.72**	**1.6**	**0.69**	**1.1**	**0.082**	< 19	< 210	**1.0**	**0.68**	< 0.99	< 1.9	**0.30**	< 2.0	< 9.4	< 9.4	**0.34 J**	< 10	< 10
Benz(a)anthracene	0.1	µg/L	< 0.05	< 0.05	**0.057**	< 0.05	< 0.05	< 0.05	< 0.05	< 0.05	< 0.05	< 19	< 210	< 0.10	< 0.095	< 0.99	< 1.9	<0.19	< 2.0	< 9.4	< 9.4	**0.50 J**	< 0.05	< 0.05
Benzo(a)pyrene	0.2	µg/L	< 0.05	< 0.05	< 0.05	< 0.05	< 0.05	< 0.05	< 0.05	< 0.05	< 0.05	< 19	< 210	< 0.10	< 0.095	< 0.99	< 1.9	<0.19	< 2.0	< 9.4	< 9.4	**0.32 J**	< 0.05	< 0.05
Benzo(b)fluoranthene	0.2	µg/L	< 0.1	< 0.1	< 0.1	< 0.1	< 0.1	< 0.10	< 0.10	< 0.10	< 0.10	< 19	< 210	< 0.10	< 0.095	< 0.99	< 1.9 *	<0.19	< 2.0	< 9.4	< 9.4	**0.43 J**	< 0.10	< 0.10
Benzo(g,h,i)perylene	10	µg/L	< 0.1	< 0.1	< 0.1	< 0.1	< 0.1	< 0.10	< 0.10	< 0.10	< 0.10	< 19	< 210	< 0.10	< 0.095	< 0.99	< 1.9	<0.19	< 2.0	< 9.4	< 9.4	< 1.9	< 10	< 10
Benzo(k)fluoranthene	10	µg/L	< 0.05	< 0.05	< 0.05	< 0.05	< 0.05	< 0.05	< 0.05	< 0.05	< 0.05	< 19	< 210	< 0.10	< 0.095	< 0.99	< 1.9	<0.19	< 2.0	< 9.4	< 9.4	**0.40 J**	< 10	< 10
Chrysene	0.2	µg/L	< 0.05	< 0.05	< 0.05	< 0.05	< 0.05	< 0.05	< 0.05	< 0.05	< 0.05	< 19	< 210	< 0.046	< 0.043	< 0.44	< 1.9	<0.19	< 2.0	< 9.4	< 9.4	**0.41 J**	< 0.05	< 0.05
Dibenzo(a,h)anthracene	0.3	µg/L	< 0.1	< 0.1	< 0.1	< 0.1	< 0.1	< 0.10	< 0.10	< 0.10	< 0.10	< 19	< 210	< 0.10	< 0.095	< 0.99	< 1.9	<0.19	< 2.0	< 9.4	< 9.4	**0.30 J**	< 0.10	< 0.10
Fluoranthene	1,000	µg/L	**0.14**	**0.32**	**0.16**	**0.19**	**0.23**	**0.51**	**0.2**	**0.31**	< 0.10	< 19	< 210	**0.31**	**0.17 J**	< 0.99	< 1.9	<0.19	< 2.0	< 9.4	< 9.4	< 1.9	< 10	< 10
Fluorene	1,000	µg/L	**6.1**	**9.4**	**5.1**	**7.3**	**5.1**	**14**	**5.3**	**9.4**	**1.6**	< 19	< 210	**2.6**	**11**	**9.3**	**5.5**	**2.9**	**4.8**	**1.6 J**	**1.5 J**	**3.0**	**16 J**	< 10
Indeno(1,2,3-cd)pyrene	0.4	µg/L	< 0.05	< 0.05	< 0.05	< 0.05	< 0.05	< 0.05	< 0.05	< 0.05	< 0.05	< 19	< 210	< 0.10	< 0.095	< 0.99	< 1.9	<0.19	< 2.0	< 9.4	< 9.4	**0.27 J**	< 0.05	< 0.05
Naphthalene	20	µg/L	**700**	**1800**	**550**	**920**	**1200**	**2,800**	**770**	**2,500**	**460**	**770**	**1600**	**3,100**	**1,300**	**980**	**630**	**550**	**560**	**310**	**310**	**380**	**3,900 J**	**330**
Phenanthrene	10	µg/L	**4.1**	**6.9**	**3.0**	**4.2**	**4.3**	**12**	**4.4**	**6.6**	**0.067**	< 19	< 210	**9.2**	**5.1**	**4.4**	**4.0**	**2.3**	< 2.0	< 9.4	< 9.4	**1.5 J**	**13 J**	< 10
Pyrene	1,000	µg/L	**0.17**	**0.38**	**0.17**	**0.22**	**0.29**	**0.59**	**0.18**	**0.31**	**0.093**	< 19	< 210	**0.32**	**0.20**	< 0.99	< 1.9	<0.19	< 2.0	< 9.4	< 9.4	**0.27 J**	< 10	< 10
Inorganic Compounds																								
Antimony	0.01	mg/L	< 0.006	< 0.006	< 0.006	< 0.006	< 0.02	< 0.02	< 0.02	< 0.02	< 0.02	< 0.02	< 0.02	< 0.0053	< 0.0053	< 0.0053	< 0.020	< 0.020	< 0.020	< 0.020	< 0.020	< 0.02	< 0.02	< 0.02
Arsenic	0.05	mg/L	< 0.05	< 0.05	< 0.05	< 0.05	< 0.05	< 0.05	< 0.05	< 0.05	< 0.05	< 0.02	< 0.02	< 0.0046	< 0.0046	< 0.0046	< 0.020	< 0.020	< 0.020	< 0.010	< 0.010	< 0.01	< 0.05	< 0.05
Barium	2	mg/L	**0.35**	**0.284**	**0.281**	**0.422**	**0.357**	**0.364**	**0.347**	**0.441**	**0.475**	**0.45**	**0.50**	**0.57**	**0.42**	**0.45**	**0.41**	**0.38**	**0.35**	**0.32**	**0.32**	**0.29**	**0.437**	**0.236**
Beryllium	0.004	mg/L	< 0.004	< 0.004	< 0.004	< 0.004	< 0.01	< 0.01	< 0.01	< 0.01	< 0.01	< 0.0040	< 0.0040	< 0.00020	< 0.00020	**0.00027 J**	< 0.0040	< 0.0040	< 0.0040	< 0.0040	< 0.0040	< 0.004	< 0.01	< 0.01
Cadmium	0.005	mg/L	**0.0213**	**0.0124**	**0.0177**	**0.0144**	**0.0237**	< 0.005	< 0.005	**0.0096**	**0.0108**	**0.0081**	< 0.0050	**0.0029 J**	< 0.0020	**0.0027 J**	< 0.0050	< 0.0050	< 0.0050	< 0.0050	< 0.0050	< 0.005	< 0.005	< 0.005
Chromium	0.1	mg/L	< 0.01	< 0.01	< 0.01	< 0.01	< 0.01	< 0.01	< 0.01	< 0.01	< 0.01	< 0.010	< 0.010	< 0.0012	< 0.0012	< 0.0012	< 0.010	< 0.010	< 0.010	< 0.010	< 0.010	< 0.01	< 0.01	< 0.01
Copper	1.3	mg/L	< 0.01	< 0.01	< 0.01	< 0.01	< 0.01	< 0.01	< 0.01	< 0.01	< 0.01	< 0.02	< 0.02	< 0.0019	< 0.0019	**0.0034 JB**	**0.0025 J**	< 0.020	< 0.020	< 0.020	< 0.020	< 0.02	< 0.01	< 0.01
Cyanide	0.2	mg/L	< 0.01	< 0.01	< 0.01	< 0.01	< 0.01	< 0.01	< 0.01	< 0.01	< 0.01	< 0.010	< 0.010	< 0.0050	< 0.0050	< 0.0050	< 0.010	< 0.010	< 0.010	< 0.010	< 0.010	< 0.01	< 0.01	< 0.01
Lead	0.015	mg/L	< 0.01	< 0.01	< 0.01	< 0.01	< 0.01	< 0.01	< 0.01	< 0.01	< 0.01	< 0.010	< 0.010	< 0.0040	< 0.0040	< 0.0040	< 0.010	< 0.010	< 0.010	< 0.0050	< 0.0050	< 0.005	< 0.01	< 0.01
Mercury	0.002	mg/L	< 0.0002	< 0.0002	< 0.0002	< 0.0002	< 0.0002	< 0.00020	< 0.00020	< 0.00020	< 0.00020	< 0.00020	< 0.00020	< 0.000091	< 0.000091	< 0.000091	< 0.00020	< 0.00020	< 0.00020	< 0.00020	< 0.00020	< 0.00020	< 0.00020	< 0.00020
Nickel	0.1	mg/L	< 0.02	< 0.02	< 0.02	< 0.02	< 0.02	< 0.02	< 0.02	< 0.02	< 0.02	< 0.04	< 0.04	**0.0027 J**	< 0.0023	< 0.0023	< 0.040	< 0.040	< 0.040	< 0.040	< 0.040	< 0.04	< 0.02	< 0.02
Selenium	0.05	mg/L	< 0.02	< 0.02	< 0.02	< 0.02	< 0.02	< 0.02	< 0.02	< 0.02	< 0.02	< 0.020	< 0.020	< 0.0064	< 0.0064	< 0.0064	< 0.020	< 0.020	< 0.020	< 0.010	< 0.010	< 0.01	< 0.02	< 0.02
Thallium	0.002	mg/L	< 0.002	< 0.002	< 0.002	< 0.002	< 0.02	< 0.02	< 0.02	< 0.02	< 0.02	< 0.0010	< 0.0010	< 0.00025	< 0.00025	< 0.00025	< 0.0010	< 0.0010	< 0.0010	< 0.0010	< 0.0010	< 0.001	< 1.00	< 1.00
Vanadium (fume or dust)	0.2	mg/L	< 0.01	< 0.01	< 0.01	< 0.01	< 0.01	< 0.01	< 0.01	< 0.01	< 0.01	< 0.010	< 0.010	< 0.0024	< 0.0024	< 0.0024	< 0.010	< 0.010	< 0.010	< 0.010	< 0.010	< 0.01	< 0.01	< 0.01
Zinc	2	mg/L	**0.0959**	**0.0881**	**0.212**	**0.17**	**0.375**	**0.0686**	**0.0890**	**0.161**	**0.111**	**0.056**	**0.063**	**0.063**	**0.063**	**0.15**	**0.16**	**0.24**	**0.04**	**0.26**	**0.27**	**0.20**	**0.311**	**1.78**

Notes:
* - Not a HSRA regulated compound
ISCO - *in-situ* chemical oxidation
** - Resampled in August 2007 for VOCs only

Data Qualifier Defintions:
-- - Not analyzed
B (Inorganics) - Estimated analyte concentration
D - Analyte concentration reported from secondary dilution
DB - Analyte concentration reported from secondary dilution; analyte detected in method blank
H - Holding time exceeded for sample
J - Estimated analyte concentration
JB (Organic) - Estimated analyte concentration; analyte detected in method blank
Bold = Exceeds the laboratory detection limit
Bold and shaded - Analyte concentration exceeds the Type 1 RRS
Detection limit exceeds the Type 1 RRS

Appendix E-2
Summary of Historical Groundwater Sampling Data - Transition Zone and Bedrock Monitoring Wells
January 2001 through July 2017
Atlanta Gas Light Company
Former Manufactured Gas Plant Site
Augusta, Georgia

Chemical Name	Type 1 Risk Reduction Standard	Location ID	MW-503BR																			MW-504BR																
		Sample Date	7/25/2017	1/24/2017	7/26/2016	1/19/2016	7/29/2015	1/15/2015	7/16/2014	1/13/2014	7/11/2013	1/10/2013	7/26/2012	1/19/2012	7/6/2011	1/19/2011	7/19/2010	1/12/2010	7/29/2009	1/19/2009	7/25/2017	1/24/2017	7/26/2016	1/19/2016	7/29/2015	1/14/2015	7/16/2014	1/8/2014	7/10/2013	1/10/2013	7/26/2012	1/19/2012	7/7/2011	1/20/2011	7/19/2010	1/12/2010	7/23/2009	1/15/2009
		Unit	Post-Extraction					During Extraction													Post-Extraction					During Extraction												
Volatile Organic Compounds																																						
Acetone	4,000	µg/L	< 50	< 50	< 50	< 50	< 50	< 50	< 50	< 50	< 50	< 200	< 100	**13 J**	< 50	< 5.0	< 5000	<2000	< 20000	< 20000	< 50	< 50	< 50	< 50	< 50	< 50	< 50	< 50	< 50	< 100	< 100	< 5.0	< 5.0	< 5.0	< 1000	< 1000	< 1000	< 2000
Benzene	5	µg/L	**690**	< 5.0	**750**	< 5.0	**790**	**35**	**910**	< 5.0	**180**	**300**	**770 D**	**20**	**1,200**	< 0.25	**5,200**	**1,700**	**13,000**	**26,000**	**160**	< 5.0	**16**	< 5.0	**210**	< 5	**570**	< 5.0	< 5.0	**160**	**51**	**300**	**43**	**120**	**610**	**650**	**950**	**2600**
Carbon Disulfide	4,000	µg/L	< 5.0	< 5.0	< 5.0	< 5.0	< 5.0	< 5.0	< 5.0	< 5.0	< 5.0	< 10	< 5.0	< 0.60	< 6.0	< 0.60	< 250	<100	< 1000	< 1000	< 5.0	< 5.0	< 5.0	< 5.0	< 5.0	< 5.0	< 5.0	< 5.0	< 5.0	< 5.0	< 5.0	< 0.60	< 0.60	< 0.60	< 50	< 50	< 50	**14 J**
Ethylbenzene	700	µg/L	**34**	< 5.0	**53**	< 5.0	**65**	< 5	**86**	< 5.0	**18**	**44**	**36**	**2.2 J**	**70**	**1.7 J**	**370**	**120**	< 1000	**1,100**	**28**	< 5.0	< 5.0	< 5.0	**22**	< 5	**130**	< 5.0	< 5.0	**22**	**8.0**	**41**	**8.4**	**4.1 J**	**110**	**110**	**180**	< 100
Methylene Chloride	5	µg/L	< 5.0	< 5.0	< 5.0	< 5.0	< 5.0	< 5.0	< 5.0	< 5.0	< 5.0	< 10	< 5.0	< 1.0	< 10	< 1.0	< 250	<100	< 1000	< 1000	< 5.0	< 5.0	< 5.0	< 5.0	< 5.0	< 5.0	< 5.0	< 5.0	< 5.0	< 5.0	< 5.0	< 1.0	< 1.0	< 1.0	< 50	< 50	< 50	**230**
Toluene	1,000	µg/L	**120**	< 5.0	**79**	< 5.0	**240**	**12**	**270**	< 5.0	**77**	< 10	**230**	**8.7**	**410**	**1.1 J**	**2,100**	**620**	**4,600**	**8,500**	**64**	< 5.0	**6.6**	< 5.0	**80**	< 5	**220**	< 5.0	< 5.0	**49**	**16**	**86**	**16**	**2.8 J**	**260**	**150**	**210**	**150 B**
Trichloroethylene	5	µg/L	< 5.0	< 5.0	< 5.0	< 5.0	< 5.0	< 5.0	< 5.0	< 5.0	< 5.0	< 10	< 5.0	**0.22 J**	< 1.3	< 0.13	< 250	<100	< 1000	< 1000	< 5.0	< 5.0	< 5.0	< 5.0	< 5.0	< 5.0	< 5.0	< 5.0	< 5.0	< 5.0	< 5.0	< 0.13	< 0.13	< 0.13	< 50	< 50	< 50	< 100
Xylenes, total	2,000	µg/L	**62**	< 5.0	**61**	< 5.0	**76**	< 5	**100**	< 5.0	**26**	**22**	**88**	**3.4 J**	**130**	**0.29 J**	**740**	**180**	< 1000	**2,200**	**46**	< 5.0	**5.2**	< 5.0	**25**	< 5.0	**110**	< 5.0	< 5.0	**23**	**8.4**	**45**	**8.6**	**4.6 J**	**140**	**83**	**110**	**120**
Semivolatile Organic Compounds																																						
Acenaphthene	2,000	µg/L	< 0.5	< 0.5	< 0.5	< 0.5	< 0.5	< 0.50	< 0.50	< 0.50	< 0.50	**2.8**	< 20	**0.22**	**2.1**	< 0.099	**9.8**	**2.8**	< 3.8 *	**21 J***	< 0.5	< 0.5	**6.5**	< 0.5	< 0.5	< 0.5	< 0.50	< 0.50	< 0.50	**0.38**	**0.24**	**1.6 J**	**0.35**	**14**	**1.6 J**	< 1.9	**6.4**	**6.0 J**
Acenaphthylene	10	µg/L	< 1.0	< 1.0	< 1.0	< 1.0	< 1.0	< 1.0	< 1.0	< 1.0	< 1.0	**0.39**	< 20	**0.20**	**1.9**	< 0.099	**7.3 J**	**2.4**	**8.7**	**66 ***	**1.2**	< 1.0	< 1.0	< 1.0	**2.1**	< 1	< 1.0	< 1.0	< 1.0	**0.31**	< 0.22	**1.2 J**	**0.23**	**0.47**	**2.8**	< 1.9	**9.9**	**3.0 J**
Anthracene	10	µg/L	< 0.05	< 0.05	< 0.05	< 0.05	< 0.05	< 0.05	**0.05**	< 0.05	**0.053**	< 0.20	< 20	< 0.096	**0.24**	< 0.099	< 9.4	< 1.9	< 3.8	< 38 *	**0.074**	< 0.05	< 0.05	< 0.05	**0.067**	< 0.05	**0.25**	< 0.05	< 0.05	< 0.20	< 0.22	< 0.96	**0.098 J**	**0.17 J**	< 1.9	< 1.9	< 3.9	< 19
Benz(a)anthracene	0.1	µg/L	< 0.05	**0.053**	< 0.05	< 0.05	< 0.05	< 0.05	< 0.05	< 0.05	< 0.05	< 0.20	< 20	**0.098 J**	**0.16 J**	< 0.099	< 9.4	< 1.9	< 3.8	< 38	< 0.05	< 0.05	< 0.05	< 0.05	< 0.05	< 0.05	< 0.05	< 0.05	< 0.05	< 0.20	< 0.22	< 0.96	< 0.096	< 0.099	< 1.9	< 1.9	< 3.9	< 19
Benzo(a)pyrene	0.2	µg/L	< 0.05	< 0.05	< 0.05	< 0.05	< 0.05	< 0.05	< 0.05	< 0.05	< 0.05	< 0.20	< 20	**0.11 J**	**0.16 J**	< 0.099	< 9.4	< 1.9	< 3.8	< 38	< 0.05	< 0.05	< 0.05	< 0.05	< 0.05	< 0.05	< 0.05	< 0.05	< 0.05	< 0.20	< 0.22	< 0.96	< 0.096	< 0.099	< 1.9	< 1.9	< 3.9	< 19
Benzo(b)fluoranthene	0.2	µg/L	< 0.1	< 0.1	< 0.1	< 0.1	< 0.1	< 0.10	< 0.10	< 0.10	< 0.10	< 0.20	< 20	**0.15 J**	**0.10 J**	< 0.099	< 9.4	< 1.9	< 3.8	< 38	< 0.1	< 0.1	< 0.1	< 0.1	< 0.1	< 0.10	< 0.10	< 0.10	< 0.10	< 0.20	< 0.22	< 0.96	< 0.096	< 0.099	< 1.9	< 1.9	< 3.9	< 19
Benzo(g,h,i)perylene	10	µg/L	< 0.1	< 0.1	< 0.1	< 0.1	< 0.1	< 0.1	< 0.10	< 0.10	< 0.10	< 0.20	< 20	**0.097 J**	**0.21**	< 0.099	< 9.4	< 1.9	< 3.8	< 38	< 0.1	< 0.1	< 0.1	< 0.1	< 0.1	< 0.10	< 0.10	< 0.10	< 0.10	< 0.20	< 0.22	< 0.96	< 0.096	< 0.099	< 1.9	< 1.9	< 3.9	< 19
Benzo(k)fluoranthene	10	µg/L	< 0.05	< 0.05	< 0.05	< 0.05	< 0.05	< 0.05	< 0.05	< 0.05	< 0.05	< 0.20	< 20	< 0.096	**0.19**	< 0.099	< 9.4	< 1.9	< 3.8	< 38 *	< 0.05	< 0.05	< 0.05	< 0.05	< 0.05	< 0.05	< 0.05	< 0.05	< 0.05	< 0.20	< 0.22	< 0.96	< 0.096	< 0.099	< 1.9	< 1.9	< 3.9	< 19
Chrysene	0.2	µg/L	< 0.05	< 0.05	< 0.05	< 0.05	< 0.05	< 0.05	< 0.05	< 0.05	< 0.05	< 0.20	< 20	**0.075 J**	**0.20**	< 0.045	< 9.4	< 1.9	< 3.8	< 38	< 0.05	< 0.05	< 0.05	< 0.05	< 0.05	< 0.05	< 0.05	< 0.05	< 0.05	< 0.20	< 0.22	< 0.46	< 0.045	< 0.045	< 1.9	< 1.9	< 3.9	< 19
Dibenzo(a,h)anthracene	0.3	µg/L	< 0.1	< 0.1	< 0.1	< 0.1	< 0.1	< 0.10	< 0.10	< 0.10	< 0.10	< 0.20	< 20	< 0.096	**0.25**	< 0.099	< 9.4	< 1.9	< 3.8	< 38	< 0.1	< 0.1	< 0.1	**0.24**	< 0.1	< 0.10	< 0.10	< 0.10	< 0.10	< 0.20	< 0.22	< 0.96	< 0.096	< 0.099	< 1.9	< 1.9	< 3.9	< 19
Fluoranthene	1,000	µg/L	< 0.1	< 0.1	< 0.1	< 0.1	< 0.1	< 0.1	< 0.10	< 0.10	< 0.10	< 0.20	< 20	**0.14 J**	**0.19**	< 0.099	< 9.4	< 1.9	< 3.8	< 38 *	< 0.1	< 0.1	< 0.1	< 0.1	< 0.1	< 0.1	**0.11**	< 0.10	< 0.10	< 0.20	< 0.22	< 0.96	< 0.096	< 0.099	< 1.9	< 1.9	< 3.9	< 19
Fluorene	1,000	µg/L	< 0.1	< 0.1	**0.28**	< 0.1	**0.27**	< 0.10	**0.36**	< 0.10	**0.28**	**0.98**	< 20	**0.17 J**	**2.3**	< 0.099	**6.6 J**	**2.5**	**5**	**22 J***	**0.54**	< 0.1	**0.39**	< 0.1	**0.58**	< 0.1	**1.2**	< 0.10	< 0.10	**0.27**	**0.22**	**1.2 J**	**0.57**	**2.1**	**1.7 J**	**2.7**	**8.6**	< 19
Indeno(1,2,3-cd)pyrene	0.4	µg/L	< 0.05	< 0.05	< 0.05	< 0.05	< 0.05	< 0.05	< 0.05	< 0.05	< 0.05	< 0.20	< 20	< 0.096	**0.20**	< 0.099	< 9.4	< 1.9	< 3.8	< 38	< 0.05	< 0.05	< 0.05	**0.052**	< 0.05	< 0.05	< 0.05	< 0.05	< 0.05	< 0.20	< 0.22	< 0.96	< 0.096	< 0.099	< 1.9	< 1.9	< 3.9	< 19
Naphthalene	20	µg/L	< 0.5	< 0.5	< 0.5	< 0.5	< 0.5	< 0.5	< 0.50	<0.50	**5.1**	**1.1**	**290 D**	**1.6**	**1.2**	**0.22**	**910**	**64**	**1,300 B**	**3,700**	**4.3**	< 0.5	**7.4**	< 0.5	**36**	**0.65**	< 0.50	< 0.50	< 0.50	**12**	< 0.22	**91**	**0.42**	**11**	**120**	< 1.9	**410**	**370 B**
Phenanthrene	10	µg/L	< 0.05	**0.055**	**0.21**	< 0.05	**0.19**	< 0.05	**0.23**	< 0.05	**0.18**	**0.99**	< 20	**0.13 J**	**1.3**	< 0.099	**6.1 J**	**2.4**	**4.9**	**21 J***	**0.52**	**0.087**	**0.079**	< 0.05	**0.57**	**0.088**	**1.3**	**0.056**	< 0.05	**0.24**	< 0.22	**1.0 J**	**0.40**	**0.18 J***	**1.7 J**	**2.1**	**8**	< 19
Pyrene	1,000	µg/L	**0.082**	**0.079**	**0.064**	< 0.05	< 0.05	< 0.05	< 0.05	< 0.05	< 0.05	< 0.20	< 20	**0.21**	**0.26**	< 0.099	< 9.4	< 1.9	< 3.8	< 38	**0.066**	< 0.05	**0.094**	< 0.05	**0.084**	< 0.05	**0.12**	< 0.05	< 0.05	< 0.20	< 0.22	< 0.96	< 0.096	< 0.099	< 1.9	< 1.9	< 3.9	< 19
Inorganic Compounds																																						
Antimony	0.01	mg/L	< 0.006	< 0.006	< 0.006	< 0.006	< 0.002	< 0.002	< 0.002	< 0.002	< 0.002	< 0.002	< 0.002	< 0.0053	< 0.0053	< 0.0053	< 0.020	< 0.020	< 0.020	< 0.020	< 0.006	< 0.006	< 0.006	< 0.006	< 0.002	< 0.02	< 0.02	< 0.02	< 0.02	< 0.020	< 0.020	< 0.0053	< 0.0053	< 0.0053	< 0.020	< 0.020	< 0.020	< 0.020
Arsenic	0.05	mg/L	< 0.05	< 0.05	< 0.05	< 0.05	< 0.05	< 0.05	< 0.05	< 0.05	< 0.05	< 0.02	< 0.02	< 0.0046	< 0.0046	< 0.0046	< 0.020	< 0.020	< 0.020	< 0.010	< 0.05	< 0.05	< 0.05	< 0.05	< 0.05	< 0.05	< 0.05	< 0.05	< 0.05	< 0.020	< 0.020	< 0.0046	< 0.0046	< 0.0046	< 0.020	< 0.020	< 0.020	< 0.010
Barium	2	mg/L	**0.0343**	**0.00652**	**0.0265**	< 0.02	**0.0221**	< 0.02	**0.0202**	<0.0200	**0.0214**	**0.071**	**0.046**	**0.034**	**0.058**	**0.031**	**0.19**	**0.14**	**0.32**	**0.35**	**0.233**	**0.18**	**0.916**	**0.0961**	**0.186**	**0.184**	**0.155**	**0.105**	**0.126**	**0.18**	**0.19**	**0.26**	**0.25**	**1.0**	**0.36**	**0.36**	**0.41**	**0.26**
Beryllium	0.004	mg/L	< 0.004	< 0.004	< 0.004	< 0.004	< 0.01	< 0.01	< 0.01	< 0.01	< 0.01	< 0.0040	< 0.0040	< 0.00020	< 0.00020	**0.00024 J**	< 0.0040	< 0.0040	< 0.0040	< 0.0040	< 0.004	< 0.004	< 0.004	< 0.004	< 0.01	< 0.01	< 0.01	< 0.01	< 0.01	< 0.0040	< 0.0040	< 0.00020	< 0.00020	**0.00029 JB**	< 0.0040	< 0.0040	< 0.0040	< 0.0040
Cadmium	0.005	mg/L	< 0.005	< 0.005	< 0.005	< 0.005	< 0.005	< 0.005	< 0.005	< 0.005	**0.0103**	< 0.0050	< 0.0050	< 0.0020	< 0.0020	**0.0043 J**	< 0.0050	< 0.0050	< 0.0050	< 0.0050	< 0.005	< 0.005	< 0.005	< 0.005	< 0.005	< 0.005	< 0.005	< 0.005	< 0.005	< 0.0050	< 0.0050	< 0.0020	< 0.0020	< 0.0020	< 0.0050	< 0.0050	< 0.0050	< 0.0050
Chromium	0.1	mg/L	< 0.01	< 0.01	< 0.01	< 0.01	< 0.01	< 0.01	< 0.01	< 0.01	< 0.01	< 0.010	< 0.010	< 0.0012	< 0.0012	**0.0014 J**	< 0.010	< 0.010	< 0.010	< 0.010	< 0.01	< 0.01	< 0.01	< 0.01	< 0.01	< 0.01	< 0.01	< 0.01	< 0.01	< 0.010	< 0.010	< 0.0012	< 0.0012	< 0.0012	< 0.010	< 0.010	< 0.010	< 0.010
Copper	1.3	mg/L	< 0.01	< 0.01	< 0.01	< 0.01	< 0.01	< 0.01	< 0.01	< 0.01	< 0.01	< 0.02	< 0.02	**0.0030 J**	**0.0030 J**	**0.011 JB**	**0.0028 J**	< 0.020	< 0.020	< 0.020	< 0.01	< 0.01	< 0.01	< 0.01	< 0.01	< 0.01	< 0.01	< 0.01	**0.0110**	< 0.020	< 0.020	< 0.0019	< 0.0019	**0.0031 JB**	**0.0027 J**	< 0.020	< 0.020	< 0.020
Cyanide	0.2	mg/L	< 0.01	< 0.01	< 0.01	< 0.01	< 0.01	< 0.01	< 0.01	< 0.01	< 0.01	< 0.010	< 0.010	< 0.0050	**0.012**	**0.011**	< 0.010	< 0.010	< 0.010	< 0.010	< 0.01	< 0.01	< 0.01	< 0.01	< 0.01	**0.021**	**0.013**	< 0.01	< 0.01	< 0.010	< 0.010	**0.013**	**0.0099 J**	< 0.0050	< 0.010	< 0.010	< 0.010	< 0.010
Lead	0.015	mg/L	< 0.01	< 0.01	< 0.01	< 0.01	< 0.01	< 0.01	< 0.01	< 0.01	< 0.01	< 0.010	< 0.010	< 0.0040	< 0.0040	< 0.0040	< 0.010	< 0.010	< 0.010	< 0.0050	< 0.01	< 0.01	< 0.01	< 0.01	< 0.01	< 0.01	< 0.01	< 0.01	< 0.01	< 0.010	< 0.010	< 0.0040	< 0.0040	< 0.0040	< 0.010	< 0.010	< 0.010	< 0.0050
Mercury	0.002	mg/L	< 0.0002	< 0.0002	< 0.0002	< 0.0002	< 0.0002	< 0.00020	< 0.00020	< 0.00020	< 0.00020	< 0.00020	< 0.00020	< 0.000091	< 0.000091	< 0.000091	< 0.00020	< 0.00020	< 0.00020	< 0.00020	< 0.0002	< 0.0002	< 0.0002	< 0.0002	< 0.0002	< 0.0002	< 0.00020	< 0.00020	< 0.00020	**0.00078**	< 0.00020	< 0.000091	< 0.000091	< 0.000091	< 0.00020	< 0.00020	< 0.00020	< 0.00020
Nickel	0.1	mg/L	< 0.02	< 0.02	< 0.02	< 0.02	< 0.02	< 0.02	< 0.02	< 0.02	< 0.02	< 0.04	< 0.04	< 0.0023	< 0.0023	< 0.0023	< 0.040	< 0.040	< 0.040	< 0.040	< 0.02	< 0.02	< 0.02	< 0.02	< 0.02	< 0.02	< 0.02	< 0.02	< 0.02	< 0.040	< 0.040	**0.0026 J**	**0.0024 J**	< 0.0023	< 0.040	< 0.040	< 0.040	**0.0025 J**
Selenium	0.05	mg/L	< 0.02	< 0.02	< 0.02	< 0.02	< 0.02	< 0.02	< 0.02	< 0.02	< 0.02	< 0.020	< 0.020	< 0.0064	< 0.0064	< 0.0064	< 0.020	< 0.020	< 0.020	< 0.010	< 0.02	< 0.02	< 0.02	< 0.02	< 0.02	< 0.02	< 0.02	< 0.02	< 0.02	< 0.020	< 0.020	< 0.0064	< 0.0064	< 0.0064	< 0.020	< 0.020	< 0.020	< 0.010
Thallium	0.002	mg/L	< 0.002	< 0.002	< 0.002	< 0.002	< 0.002	< 0.002	< 0.002	< 0.002	< 0.002	< 0.0010	< 0.0010	< 0.00025	< 0.00025	< 0.00025	< 0.0010	< 0.0010	< 0.0010	< 0.0010	< 0.002	< 0.002	< 0.002	< 0.002	< 0.002	< 0.02	< 0.02	< 0.02	< 0.02	< 0.0010	< 0.0010	< 0.00025	< 0.00025	< 0.00025	< 0.0010	< 0.0010	< 0.0010	< 0.0010
Vanadium (fume or dust)	0.2	mg/L	< 0.01	< 0.01	< 0.01	< 0.01	< 0.01	< 0.01	< 0.01	< 0.01	< 0.01	< 0.010	< 0.010	< 0.0024	< 0.0024	< 0.0024	< 0.010	< 0.010	< 0.010	< 0.010	< 0.01	< 0.01	< 0.01	< 0.01	< 0.01	< 0.01	< 0.01	< 0.01	< 0.01	< 0.010	< 0.010	< 0.0024	< 0.0024	< 0.0024	< 0.010	< 0.010	< 0.010	**0.0020 J**
Zinc	2	mg/L	< 0.02	**0.0472**	**0.0227**	< 0.02	**0.0757**	**0.0378**	< 0.02	**0.0365**	**0.0641**	**0.069**	< 0.020	**0.024**	**0.051**	**0.066**	**0.036**	**0.089**	< 0.020	< 0.020	**0.0632**	**0.0595**	**0.03**	**0.022**	**0.0987**	**0.121**	**0.0429**	**0.248**	**0.327**	**0.029**	**0.027**	**0.0097 J**	**0.015 J**	< 0.0087	**0.024**	< 0.020	< 0.020	< 0.020

Notes:
* - Not a HSRA regulated compound
ISCO - *in-situ* chemical oxidation
** - Resampled in August 2007 for VOCs only

Data Qualifier Defintions:
-- - Not analyzed
B (Inorganics) - Estimated analyte concentration
D - Analyte concentration reported from secondary dilution
DB - Analyte concentration reported from secondary dilution; analyte detected in method blank
H - Holding time exceeded for sample
J - Estimated analyte concentration
JB (Organic) - Estimated analyte concentration; analyte detected in method blank
Bold = Exceeds the laboratory detection limit
Bold and shaded - Analyte concentration exceeds the Type 1 RRS

Appendix E-2
Summary of Historical Groundwater Sampling Data - Transition Zone and Bedrock Monitoring Wells
January 2001 through July 2017
Atlanta Gas Light Company
Former Manufactured Gas Plant Site
Augusta, Georgia

Chemical Name	Type 1 Risk Reduction Standard	Location ID	MW-506BR - DESTROYED								MW-507BR																	
		Sample Date	7/26/2012	1/25/2012	7/5/2011	1/19/2011	7/13/2010	1/7/2010	7/28/2009	1/15/2009	7/27/2017	1/27/2017	7/28/2016	1/21/2016	7/30/2015	1/15/2015	7/17/2014	1/13/2014	7/11/2013	1/10/2013	7/26/2012	1/19/2012	7/6/2011	1/19/2011	7/13/2010	1/7/2010	7/28/2009	1/15/2009
		Unit	During Extraction								Post-Extraction					During Extraction												
Volatile Organic Compounds																												
Acetone	4,000	µg/L	< 100	< 5.0	< 5.0	< 5.0	< 100	< 100	< 100	< 100	< 50	< 50	< 50	< 50	< 50	< 50	< 50	< 50	< 50	< 100	< 100	< 5.0	< 5.0	< 5.0	< 100	< 100	< 100	< 100
Benzene	5	µg/L	< 5.0	**0.29 J**	< 0.25	**0.97 J**	< 5.0	< 5.0	< 5.0	< 5.0	< 5.0	< 5.0	< 5.0	< 5.0	< 5.0	< 5.0	< 5.0	< 5.0	< 5.0	< 5.0	< 5.0	< 0.25	< 0.25	**0.80 J**	< 5.0	< 5.0	< 5.0	< 5.0
Carbon Disulfide	4,000	µg/L	< 5.0	< 0.60	< 0.60 *	< 0.60	< 5.0	< 5.0	< 5.0	< 5.0	< 5.0	< 5.0	< 5.0	< 5.0	< 5.0	< 5.0	< 5.0	< 5.0	< 5.0	< 5.0	< 5.0	< 0.60	< 0.60	< 0.60	< 5.0	**26**	**27**	**13**
Ethylbenzene	700	µg/L	< 5.0	< 0.11	< 0.11	**1.6 J**	< 5.0	< 5.0	< 5.0	< 5.0	< 5.0	< 5.0	< 5.0	< 5.0	< 5.0	< 5.0	< 5.0	< 5.0	< 5.0	< 5.0	< 5.0	< 0.11	< 0.11	< 0.11	< 5.0	< 5.0	< 5.0	< 5.0
Methylene Chloride	5	µg/L	< 5.0	< 1.0	< 1.0	< 1.0	< 5.0	< 5.0	< 5.0	< 5.0	< 5.0	< 5.0	< 5.0	< 5.0	< 5.0	< 5.0	< 5.0	< 5.0	< 5.0	< 5.0	< 5.0	< 1.0	**2.9 J B**	< 1.0	< 5.0	< 5.0	< 5.0	< 5.0
Toluene	1,000	µg/L	< 5.0	< 0.33	< 0.33	**1.3 J**	< 5.0	< 5.0	< 5.0	**0.49 JB**	< 5.0	< 5.0	< 5.0	< 5.0	< 5.0	< 5.0	< 5.0	< 5.0	< 5.0	< 5.0	< 5.0	< 0.33	< 0.33	**1.0 J**	< 5.0	< 5.0	< 5.0	< 5.0
Trichloroethylene	5	µg/L	**22**	**25**	**8.3**	**7.2**	**4.3 J**	**7.9**	< 5.0	< 5.0	< 5.0	< 5.0	< 5.0	< 5.0	< 5.0	< 5.0	< 5.0	< 5.0	< 5.0	< 5.0	< 5.0	< 0.13	< 0.13	< 0.13	< 5.0	< 5.0	< 5.0	< 5.0
Xylenes, total	2,000	µg/L	< 5.0	**0.24 J**	< 0.20	**0.23 J**	**0.21 J**	< 5.0	< 5.0	< 5.0	< 5.0	< 5.0	< 5.0	< 5.0	< 5.0	< 5.0	< 5.0	< 5.0	< 5.0	< 5.0	< 5.0	< 0.20	< 0.20	< 0.20	< 5.0	< 5.0	< 5.0	< 5.0
Semivolatile Organic Compounds																												
Acenaphthene	2,000	µg/L	**1.5**	**5.6**	**2.3**	**2.1**	**2.7**	**3.4**	**1.7**	**1.5**	< 0.5	< 0.5	< 0.5	< 0.5	< 0.5	< 0.50	< 0.50	< 0.50	< 0.50	< 0.19	< 0.19	< 0.11	< 0.11	< 0.10	< 0.19	< 0.19	< 0.19	< 0.19
Acenaphthylene	10	µg/L	< 0.19	< 0.097	< 0.11	< 0.11	< 0.19	< 0.19	< 0.19	**0.037 J**	< 1.0	< 1.0	< 1.0	< 1.0	< 1.0	< 1.0	< 1.0	< 1.0	< 1.0	< 0.19	< 0.19	< 0.11	< 0.11	< 0.10	< 0.19	< 0.19	< 0.19	< 0.19
Anthracene	10	µg/L	< 0.19	< 0.097	< 0.11	< 0.11	< 0.19	< 0.19	< 0.19	< 0.19	< 0.05	< 0.05	< 0.05	< 0.05	< 0.05	< 0.05	< 0.05	< 0.05	< 0.05	< 0.19	< 0.19	< 0.11	< 0.11	< 0.10	< 0.19	< 0.19	< 0.19	< 0.19
Benz(a)anthracene	0.1	µg/L	< 0.19	**0.52**	< 0.11	< 0.11	< 0.19	< 0.19	< 0.19	< 0.19	< 0.05	< 0.05	< 0.05	< 0.05	< 0.05	< 0.05	< 0.05	< 0.05	< 0.05	< 0.19	< 0.19	< 0.11	< 0.11	< 0.10	< 0.19	< 0.19	< 0.19	< 0.19
Benzo(a)pyrene	0.2	µg/L	< 0.19	**0.51**	< 0.11	< 0.11	< 0.19	< 0.19	< 0.19	< 0.19	< 0.05	< 0.05	< 0.05	< 0.05	< 0.05	< 0.05	< 0.05	< 0.05	< 0.05	< 0.19	< 0.19	< 0.11	< 0.11	< 0.10	< 0.19	< 0.19	< 0.19	< 0.19
Benzo(b)fluoranthene	0.2	µg/L	< 0.19	**0.71 ***	< 0.11	< 0.11	< 0.19 *	< 0.19	< 0.19	< 0.19	< 0.1	< 0.1	< 0.1	< 0.1	< 0.1	< 0.1	< 0.10	< 0.10	< 0.10	< 0.19	< 0.19	< 0.11	< 0.11	< 0.10	< 0.19 *	< 0.19	< 0.19	< 0.19
Benzo(g,h,i)perylene	10	µg/L	< 0.19	**0.50**	< 0.11	< 0.11	< 0.19	< 0.19	< 0.19	< 0.19	< 0.1	< 0.1	< 0.1	< 0.1	< 0.1	< 0.1	< 0.10	< 0.10	< 0.10	< 0.19	< 0.19	< 0.11	< 0.11	< 0.10	< 0.19	< 0.19	< 0.19	< 0.19
Benzo(k)fluoranthene	10	µg/L	< 0.19	**0.71**	< 0.11	< 0.11	< 0.19	< 0.19	< 0.19	< 0.19	< 0.05	< 0.05	< 0.05	< 0.05	< 0.05	< 0.05	< 0.05	< 0.05	< 0.05	< 0.19	< 0.19	< 0.11	< 0.11	< 0.10	< 0.19	< 0.19	< 0.19	< 0.19
Chrysene	0.2	µg/L	< 0.19	**0.61**	< 0.048	< 0.049	< 0.19	< 0.19	< 0.19	< 0.19	< 0.05	< 0.05	< 0.05	< 0.05	< 0.05	< 0.05	< 0.05	< 0.05	< 0.05	< 0.19	< 0.19	< 0.049	< 0.049	< 0.046	< 0.19	< 0.19	< 0.19	< 0.19
Dibenzo(a,h)anthracene	0.3	µg/L	< 0.19	**0.66**	< 0.11	< 0.11	< 0.19	< 0.19	< 0.19	< 0.19	< 0.1	< 0.1	< 0.1	< 0.1	< 0.1	< 0.1	< 0.10	< 0.10	< 0.10	< 0.19	< 0.19	< 0.11	< 0.11	< 0.10	< 0.19	< 0.19	< 0.19	< 0.19
Fluoranthene	1,000	µg/L	< 0.19	**0.12 J**	< 0.11	< 0.11	< 0.19	< 0.19	< 0.19	< 0.19	< 0.1	< 0.1	< 0.1	< 0.1	< 0.1	< 0.10	< 0.10	< 0.10	< 0.10	< 0.19	< 0.19	< 0.11	< 0.11	< 0.10	< 0.19	< 0.19	< 0.19	< 0.19
Fluorene	1,000	µg/L	< 0.19	< 0.097	< 0.11	< 0.11	< 0.19	< 0.19	< 0.19	< 0.19	< 0.1	< 0.1	< 0.1	< 0.1	< 0.1	< 0.10	< 0.10	< 0.10	< 0.10	< 0.19	< 0.19	< 0.11	< 0.11	< 0.10	< 0.19	< 0.19	< 0.19	< 0.19
Indeno(1,2,3-cd)pyrene	0.4	µg/L	< 0.19	**0.56**	< 0.11	< 0.11	< 0.19	< 0.19	< 0.19	< 0.19	< 0.05	< 0.05 UJ	< 0.05	< 0.05	< 0.05	0.072	< 0.05	< 0.05	< 0.05	< 0.19	< 0.19	< 0.11	< 0.11	< 0.10	< 0.19	< 0.19	< 0.19	< 0.19
Naphthalene	20	µg/L	< 0.19	**0.47**	**0.21**	**0.54**	< 0.19	< 0.19	< 0.19	**0.11 JB**	< 0.5	< 0.5	< 0.5	< 0.5	< 0.5	< 0.50	< 0.50	**1.4**	< 0.50	< 0.19	< 0.19	< 0.11	**0.20 J**	**0.22**	< 0.19	< 0.19	< 0.19	< 0.19
Phenanthrene	10	µg/L	< 0.19	< 0.097	< 0.11	< 0.11	< 0.19	< 0.19	< 0.19	< 0.19	< 0.05	< 0.05	< 0.05	< 0.05	< 0.05	< 0.05	< 0.05	< 0.05	< 0.05	< 0.19	< 0.19	< 0.11	< 0.11	< 0.10	< 0.19	< 0.19	< 0.19	< 0.19
Pyrene	1,000	µg/L	< 0.19	**0.15 J**	< 0.11	< 0.11	< 0.19	< 0.19	< 0.19	< 0.19	< 0.05	< 0.05	< 0.05	< 0.05	< 0.05	< 0.05	< 0.05	< 0.05	< 0.05	< 0.19	< 0.19	< 0.11	< 0.11	< 0.10	< 0.19	< 0.19	< 0.19	< 0.19
Inorganic Compounds																												
Antimony	0.01	mg/L	< 0.02	< 0.0053	< 0.0053	< 0.0053	< 0.020	< 0.020	< 0.020	< 0.020	< 0.006	< 0.006	< 0.006	< 0.006	< 0.02	< 0.02	< 0.02	< 0.02	< 0.02	< 0.02	< 0.02	< 0.0053	< 0.0053	< 0.0053	< 0.020	< 0.020	< 0.020	< 0.020
Arsenic	0.05	mg/L	< 0.02	< 0.0046	< 0.0046	< 0.0046	< 0.020	< 0.020	< 0.020	< 0.010	< 0.05	< 0.05	< 0.05	< 0.05	< 0.05	< 0.05	< 0.05	< 0.05	< 0.05	< 0.02	< 0.02	< 0.0046	< 0.0046	< 0.0046	< 0.020	< 0.020	< 0.020	< 0.010
Barium	2	mg/L	**0.45**	**0.40**	**0.29**	**0.37**	**0.32**	**0.45**	**0.38**	**0.075**	**0.0736**	**0.0728**	**0.0847**	**0.082**	**0.911**	**0.0698**	**0.0618**	**0.0697**	**0.0798**	**0.22**	**0.20**	**0.078**	**0.073**	**0.19**	**0.087**	**0.30**	**0.31**	**0.29**
Beryllium	0.004	mg/L	< 0.0040	< 0.00020	< 0.00020	**0.00026 J**	< 0.0040	< 0.0040	< 0.0040	< 0.0040	< 0.004	< 0.004	< 0.004	< 0.004	< 0.01	< 0.01	< 0.01	< 0.01	< 0.01	< 0.0040	< 0.0040	< 0.00020	< 0.00020	**0.00036 J**	< 0.0040	< 0.0040	< 0.0040	< 0.0040
Cadmium	0.005	mg/L	< 0.0050	< 0.0020	< 0.0020	< 0.0020	< 0.0050	< 0.0050	< 0.0050	< 0.0050	< 0.005	< 0.005	< 0.005	< 0.005	< 0.005	< 0.005	< 0.005	< 0.005	< 0.005	< 0.0050	< 0.0050	< 0.0020	< 0.0020	< 0.0020	< 0.0050	< 0.0050	< 0.0050	< 0.0050
Chromium	0.1	mg/L	< 0.010	< 0.0012	**0.011**	**0.019**	**0.025**	**0.025**	**0.035**	**0.051**	< 0.01	< 0.01	< 0.01	< 0.01	< 0.01	< 0.01	< 0.01	< 0.01	< 0.01	< 0.010	< 0.010	< 0.0012	< 0.0012	**0.0012 J**	< 0.010	< 0.010	< 0.010	**0.0015 J**
Copper	1.3	mg/L	< 0.02	< 0.0019	< 0.0019	**0.0051 JB**	**0.0059 J**	< 0.020	< 0.020	**0.012 J**	< 0.01	< 0.01	< 0.01	< 0.01	< 0.01	< 0.01	< 0.01	< 0.01	< 0.01	< 0.02	< 0.02	< 0.0019	< 0.0019	**0.0044 JB**	**0.0032 J**	< 0.020	< 0.020	**0.0028 J**
Cyanide	0.2	mg/L	< 0.010	< 0.0050	**0.012**	< 0.0050	< 0.010	< 0.010	< 0.010	**0.0051 J**	< 0.01	< 0.01	< 0.01	< 0.01	< 0.01	< 0.01	< 0.01	< 0.01	< 0.01	< 0.010	< 0.010	< 0.0050	**0.0076 J**	< 0.0050	< 0.010	< 0.010	< 0.010	< 0.010
Lead	0.015	mg/L	< 0.010	< 0.0040	< 0.0040	< 0.0040	< 0.010	< 0.010	< 0.010	< 0.0050	< 0.01	< 0.01	< 0.01	< 0.01	< 0.01	< 0.01	< 0.01	< 0.01	< 0.01	< 0.010	< 0.010	< 0.0040	< 0.0040	< 0.0040	< 0.010	< 0.010	< 0.010	< 0.0050
Mercury	0.002	mg/L	< 0.00020	< 0.000091	< 0.000091	< 0.000091	< 0.00020	< 0.00020	< 0.00020	< 0.00020	< 0.0002	< 0.0002	< 0.0002	< 0.0002	< 0.0002	< 0.00020	< 0.00020	< 0.00020	< 0.00020	< 0.00020	< 0.00020	< 0.000091	< 0.000091	< 0.000091	< 0.00020	< 0.00020	< 0.00020	< 0.00020
Nickel	0.1	mg/L	< 0.04	< 0.0023	**0.0025 J**	< 0.0023	< 0.040	< 0.040	< 0.040	**0.0035 J**	< 0.02	< 0.02	< 0.02	< 0.02	**0.0211**	< 0.02	< 0.02	< 0.02	< 0.02	< 0.04	< 0.04	< 0.0023	< 0.0023	< 0.0023	< 0.040	< 0.040	< 0.040	< 0.040
Selenium	0.05	mg/L	< 0.020	< 0.0064	< 0.0064	< 0.0064	< 0.020	< 0.020	< 0.020	< 0.010	< 0.02	< 0.02	< 0.02	< 0.02	< 0.02	< 0.02	< 0.02	< 0.02	< 0.02	< 0.020	< 0.020	< 0.0064	**0.010 J**	< 0.0064	< 0.020	< 0.020	< 0.020	< 0.010
Thallium	0.002	mg/L	< 0.0010	< 0.00025	< 0.00025	< 0.00025	< 0.0010	< 0.0010	< 0.0010	< 0.0010	< 0.002	< 0.002	< 0.002	< 0.002	< 0.02	< 0.02	< 0.02	< 0.02	< 0.02	< 0.0010	< 0.0010	< 0.00025	< 0.00025	< 0.00025	< 0.0010	< 0.0010	< 0.0010	< 0.0010
Vanadium (fume or dust)	0.2	mg/L	< 0.010	**0.0041 J**	**0.0048 J**	**0.0064 J**	**0.0066 J**	< 0.010	< 0.010	0.01	< 0.01	< 0.01	< 0.01	< 0.01	< 0.01	< 0.01	< 0.01	< 0.01	< 0.01	< 0.010	< 0.010	**0.0028 J**	**0.0033 J**	**0.0037 J**	**0.0030 J**	< 0.010	< 0.010	**0.0025 J**
Zinc	2	mg/L	< 0.020	< 0.0087	< 0.0087	**0.0097 J**	< 0.020	< 0.020	< 0.020	**0.011 J**	< 0.02	< 0.02	< 0.02	**0.0375**	**0.0574**	< 0.02	< 0.02	< 0.02	< 0.02	< 0.020	< 0.020	< 0.0087	< 0.0087	**0.0090 J**	**0.019 J**	**0.03**	< 0.020	**0.017 J**

Notes:
* - Not a HSRA regulated compound
ISCO - *in-situ* chemical oxidation
** - Resampled in August 2007 for VOCs only

Data Qualifier Defintions:
-- - Not analyzed
B (Inorganics) - Estimated analyte concentration
D - Analyte concentration reported from secondary dilution
DB - Analyte concentration reported from secondary dilution; analyte detected in method blank
H - Holding time exceeded for sample
J - Estimated analyte concentration
JB (Organic) - Estimated analyte concentration; analyte detected in method blank
Bold = Exceeds the laboratory detection limit
Bold and shaded - Analyte concentration exceeds the Type 1 RRS

Appendix E-2
Summary of Historical Groundwater Sampling Data - Transition Zone and Bedrock Monitoring Wells
January 2001 through July 2017
Atlanta Gas Light Company
Former Manufactured Gas Plant Site
Augusta, Georgia

Chemical Name	Type 1 Risk Reduction Standard	Location ID / Sample Date / Unit	MW-508BR 7/25/2017	1/24/2017	7/26/2016	1/19/2016	7/30/2015	7/30 DUP	1/15/2015	7/17/2014	1/14/2014	7/10/2013	1/8/2013	7/25/2012	1/19/2012	7/6/2011	1/19/2011	7/13/2010	1/7/2010	7/28/2009	1/15/2009
			Post-Extraction						During Extraction												
Volatile Organic Compounds																					
Acetone	4,000	µg/L	< 50	< 50	< 50	< 50	< 50	< 50	< 50	< 50	< 50	< 50	< 100	< 100	< 5.0	**11 J**	< 5.0	< 100	< 100	< 100	**50 J**
Benzene	5	µg/L	< 5.0	< 5.0	< 5.0	< 5.0	< 5.0	< 5.0	< 5.0	< 5.0	< 5.0	< 5.0	< 5.0	< 5.0	**0.34 J**	**0.38 J**	**0.68 J**	**0.43 J**	< 5.0	< 5.0	**0.37 J**
Carbon Disulfide	4,000	µg/L	< 5.0	< 5.0	< 5.0	< 5.0	< 5.0	< 5.0	< 5.0	< 5.0	< 5.0	< 5.0	< 5.0	< 5.0	< 0.60	< 0.60	< 0.60	< 5.0	< 5.0	< 5.0	**7.5**
Ethylbenzene	700	µg/L	< 5.0	< 5.0	< 5.0	< 5.0	< 5.0	< 5.0	< 5.0	< 5.0	< 5.0	< 5.0	< 5.0	< 5.0	< 0.11	< 0.11	< 0.11	< 5.0	< 5.0	< 5.0	< 5.0
Methylene Chloride	5	µg/L	< 5.0	< 5.0	< 5.0	< 5.0	< 5.0	< 5.0	< 5.0	< 5.0	< 5.0	< 5.0	< 5.0	< 5.0	< 1.0	**2.9 J**	< 1.0	< 5.0	< 5.0	< 5.0	< 5.0
Toluene	1,000	µg/L	< 5.0	< 5.0	< 5.0	< 5.0	< 5.0	< 5.0	< 5.0	< 5.0	< 5.0	< 5.0	< 5.0	< 5.0	< 0.33	< 0.33	**1.0 J**	< 5.0	< 5.0	< 5.0	**0.37 JB**
Trichloroethylene	5	µg/L	< 5.0	< 5.0	< 5.0	< 5.0	< 5.0	< 5.0	< 5.0	< 5.0	< 5.0	< 5.0	< 5.0	< 5.0	< 0.13	< 0.13	< 0.13	< 5.0	< 5.0	< 5.0	< 5.0
Xylenes, total	2,000	µg/L	< 5.0	< 5.0	< 5.0	< 5.0	< 5.0	< 5.0	< 5.0	< 5.0	< 5.0	< 5.0	< 5.0	< 5.0	< 0.20	< 0.20	< 0.20	< 5.0	< 5.0	< 5.0	< 5.0
Semivolatile Organic Compounds																					
Acenaphthene	2,000	µg/L	< 0.5	< 0.5	< 0.5	< 0.5	< 0.5	< 0.5	< 0.50	< 0.50	< 0.50	< 0.50	< 0.20	< 0.19	< 0.10	< 0.11	< 0.096	< 0.19	< 0.19	< 0.19	**0.025 J**
Acenaphthylene	10	µg/L	< 1.0	< 1.0	< 1.0	< 1.0	< 1.0	< 1.0	< 1.0	< 1.0	< 1.0	< 1.0	**0.31**	< 0.19	**0.34**	< 0.11	< 0.096	< 0.19	< 0.19	< 0.19	**0.022 J**
Anthracene	10	µg/L	< 0.05	< 0.05	< 0.05	< 0.05	< 0.05	< 0.05	< 0.05	< 0.05	< 0.05	< 0.05	< 0.20	< 0.19	< 0.10	< 0.11	< 0.096	< 0.19	< 0.19	< 0.19	< 0.19
Benz(a)anthracene	0.1	µg/L	< 0.05	< 0.05	< 0.05	< 0.05	< 0.05	< 0.05	< 0.05	< 0.05	< 0.05	< 0.05	< 0.20	< 0.19	< 0.10	< 0.11	< 0.096	< 0.19	< 0.19	< 0.19	< 0.19
Benzo(a)pyrene	0.2	µg/L	< 0.05	< 0.05	< 0.05	< 0.05	< 0.05	< 0.05	< 0.05	< 0.05	< 0.05	< 0.05	< 0.20	< 0.19	< 0.10	< 0.11	< 0.096	< 0.19	< 0.19	< 0.19	< 0.19
Benzo(b)fluoranthene	0.2	µg/L	< 0.1	< 0.1	< 0.1	< 0.1	< 0.1	< 0.1	< 0.1	< 0.10	< 0.10	< 0.10	< 0.20	< 0.19	< 0.10	< 0.11	< 0.096	< 0.19 *	< 0.19	< 0.19	< 0.19
Benzo(g,h,i)perylene	10	µg/L	< 0.1	< 0.1	< 0.1	< 0.1	< 0.1	< 0.1	< 0.1	< 0.10	< 0.10	< 0.10	< 0.20	< 0.19	< 0.10	< 0.11	< 0.096	< 0.19	< 0.19	< 0.19	< 0.19
Benzo(k)fluoranthene	10	µg/L	< 0.05	< 0.05	< 0.05	< 0.05	< 0.05	< 0.05	< 0.05	< 0.05	< 0.05	< 0.05	< 0.20	< 0.19	< 0.10	< 0.11	< 0.096	< 0.19	< 0.19	< 0.19	< 0.19
Chrysene	0.2	µg/L	< 0.05	< 0.05	< 0.05	< 0.05	< 0.05	< 0.05	< 0.05	< 0.05	< 0.05	< 0.05	< 0.20	< 0.19	< 0.046	< 0.048	< 0.043	< 0.19	< 0.19	< 0.19	< 0.19
Dibenzo(a,h)anthracene	0.3	µg/L	< 0.1	< 0.1	< 0.1	< 0.1	< 0.1	< 0.1	< 0.1	< 0.10	< 0.10	< 0.10	< 0.20	< 0.19	< 0.10	< 0.11	< 0.096	< 0.19	< 0.19	< 0.19	< 0.19
Fluoranthene	1,000	µg/L	< 0.1	< 0.1	< 0.1	< 0.1	< 0.1	< 0.1	< 0.10	< 0.10	< 0.10	< 0.10	< 0.20	< 0.19	< 0.10	< 0.11	< 0.096	< 0.19	< 0.19	< 0.19	< 0.19
Fluorene	1,000	µg/L	< 0.1	< 0.1	< 0.1	< 0.1	< 0.1	< 0.1	< 0.10	< 0.10	< 0.10	< 0.10	< 0.20	< 0.19	< 0.10	< 0.11	< 0.096	< 0.19	< 0.19	< 0.19	< 0.19
Indeno(1,2,3-cd)pyrene	0.4	µg/L	< 0.05	< 0.05	< 0.05	< 0.05	< 0.05	< 0.05	**0.067**	< 0.05	< 0.05	< 0.05	< 0.20	< 0.19	< 0.10	< 0.11	< 0.096	< 0.19	< 0.19	< 0.19	< 0.19
Naphthalene	20	µg/L	< 0.5	< 0.5	< 0.5	< 0.5	< 0.5	< 0.5	< 0.5	< 0.50	<0.50	**1.6**	< 0.20	**0.59**	**0.24**	**0.52**	**0.099 J**	**0.44**	< 0.19	< 0.19	**0.096 J**
Phenanthrene	10	µg/L	< 0.05	< 0.05	< 0.05	< 0.05	< 0.05	< 0.05	< 0.05	< 0.05	< 0.05	< 0.05	< 0.20	< 0.19	< 0.10	< 0.11	< 0.096	< 0.19	< 0.19	< 0.19	< 0.19
Pyrene	1,000	µg/L	< 0.05	< 0.05	< 0.05	< 0.05	< 0.05	< 0.05	< 0.05	< 0.05	< 0.05	< 0.05	< 0.20	< 0.19	< 0.10	< 0.11	< 0.096	< 0.19	< 0.19	< 0.19	< 0.19
Inorganic Compounds																					
Antimony	0.01	mg/L	< 0.006	< 0.006	< 0.006	< 0.006	< 0.02	< 0.02	< 0.02	< 0.02	< 0.02	< 0.02	< 0.02	< 0.02	< 0.0053	< 0.0053	< 0.0053	< 0.020	< 0.020	< 0.020	< 0.020
Arsenic	0.05	mg/L	< 0.05	< 0.05	< 0.05	< 0.05	< 0.05	< 0.05	< 0.05	< 0.05	< 0.05	< 0.05	< 0.02	< 0.02	< 0.0046	< 0.0046	< 0.0046	< 0.020	< 0.020	< 0.020	< 0.010
Barium	2	mg/L	**0.297**	**0.308**	**0.41**	**0.511**	**0.526**	**0.518**	**0.614**	**0.566**	**0.708**	**0.650**	**0.68**	**0.72**	**0.68**	**0.77**	**0.66**	**0.66**	**0.27**	**0.64**	**1.3**
Beryllium	0.004	mg/L	< 0.004	< 0.004	< 0.004	< 0.004	< 0.01	< 0.01	< 0.01	< 0.01	< 0.01	< 0.01	< 0.0040	< 0.0040	< 0.00020	< 0.00020	**0.00025 J**	< 0.0040	< 0.0040	< 0.0040	< 0.0040
Cadmium	0.005	mg/L	< 0.005	< 0.005	< 0.005	< 0.005	< 0.005	< 0.005	< 0.005	< 0.005	< 0.005	< 0.005	< 0.0050	< 0.0050	< 0.0020	< 0.0020	< 0.0020	< 0.0050	< 0.0050	< 0.0050	< 0.0050
Chromium	0.1	mg/L	< 0.01	< 0.01	**0.0116**	< 0.01	**0.0161**	**0.0163**	**0.0137**	**0.0216**	**0.0179**	**0.0101**	< 0.010	< 0.010	**0.0017J**	**0.0031 J**	**0.0021 J**	**0.0013 J**	< 0.010	< 0.010	**0.0064 J**
Copper	1.3	mg/L	< 0.01	< 0.01	< 0.01	< 0.01	< 0.01	< 0.01	< 0.01	< 0.01	< 0.01	< 0.01	< 0.02	< 0.02	**0.0021 J**	**0.0024 J**	**0.0044 JB**	< 0.020	< 0.020	< 0.020	**0.0038 J**
Cyanide	0.2	mg/L	< 0.01	< 0.01	< 0.01	< 0.01	< 0.01	< 0.01	< 0.01	< 0.01	< 0.01	< 0.01	< 0.010	< 0.010	< 0.0050	**0.0056 J**	< 0.0050	< 0.010	< 0.010	< 0.010	< 0.010
Lead	0.015	mg/L	< 0.01	< 0.01	< 0.01	< 0.01	< 0.01	< 0.01	< 0.01	< 0.01	< 0.01	< 0.01	< 0.010	< 0.010	< 0.0040	< 0.0040	< 0.0040	< 0.010	< 0.010	< 0.010	< 0.0050
Mercury	0.002	mg/L	< 0.0002	< 0.0002	< 0.0002	< 0.0002	< 0.0002	< 0.0002	< 0.00020	< 0.00020	< 0.00020	< 0.00020	< 0.00020	< 0.00020	< 0.000091	< 0.000091	< 0.000091	< 0.00020	< 0.00020	< 0.00020	< 0.00020
Nickel	0.1	mg/L	< 0.02	< 0.02	< 0.02	< 0.02	< 0.02	< 0.02	< 0.02	< 0.02	< 0.02	< 0.02	< 0.04	< 0.04	**0.0055 J**	**0.0055 J**	**0.0065 J**	**0.0066 J**	< 0.040	< 0.040	**0.0035 J**
Selenium	0.05	mg/L	< 0.02	< 0.02	< 0.02	< 0.02	< 0.02	< 0.02	< 0.02	< 0.02	< 0.02	< 0.02	< 0.020	< 0.020	< 0.0064	< 0.0064	< 0.0064	< 0.020	< 0.020	< 0.020	< 0.010
Thallium	0.002	mg/L	< 0.002	< 0.002	< 0.002	< 0.002	< 0.02	< 0.02	< 0.02	< 0.02	< 0.02	< 0.02	< 0.0010	< 0.0010	< 0.00025	< 0.00025	< 0.00025	< 0.0010	< 0.0010	< 0.0010	< 0.0010
Vanadium (fume or dust)	0.2	mg/L	**0.0122**	< 0.01	< 0.01	< 0.01	< 0.01	< 0.01	< 0.01	< 0.01	< 0.01	< 0.01	< 0.010	< 0.010	**0.0086 J**	**0.0067 J**	**0.0068 J**	**0.0045 J**	< 0.010	< 0.010	< 0.010
Zinc	2	mg/L	< 0.02	< 0.02	< 0.02	< 0.02	< 0.02	< 0.02	< 0.02	< 0.02	< 0.02	< 0.02	< 0.020	< 0.020	< 0.0087	< 0.0087	< 0.0087	< 0.020	< 0.020	< 0.020	< 0.020

Chemical Name	Type 1 Risk Reduction Standard	Location ID / Sample Date / Unit	MW-509BR 7/25/2017	1/24/2017	7/26/2016	1/19/2016	7/29/2015	1/15/2015	7/17/2014	1/13/2014	7/11/2013	1/10/2013	7/26/2012	1/19/2012	7/7/2011	1/19/2011	7/15/2010	1/11/2010	7/29/2009	1/15/2009
			Post-Extraction					During Extraction												
Volatile Organic Compounds																				
Acetone	4,000	µg/L	< 50	< 50	< 50	< 50	< 50	< 50	< 2500	< 50	< 50	< 2,000	< 2,000	< 50	< 50	< 100	< 2000	< 5000	< 5000	< 10000
Benzene	5	µg/L	**63**	< 5.0	**180**	**72**	**140**	**2500**	**7400**	< 5.0	**2,800**	**2,600**	**1,100**	**3,500**	**880**	**2,800**	**1,500**	**5,400**	**4,900**	**7,600**
Carbon Disulfide	4,000	µg/L	< 5.0	< 5.0	< 5.0	< 5.0	< 5.0	< 5.0	< 250	< 5.0	< 5.0	< 100	< 100	< 6.0	< 6.0	< 12	< 100	< 250	< 250	< 500
Ethylbenzene	700	µg/L	**9.8**	< 5.0	**30**	**9.5**	**12**	**260**	**910**	< 5.0	**440**	**310**	**120**	**360**	**59**	**240**	**76 J**	**460**	**370**	< 500
Methylene Chloride	5	µg/L	< 5.0	< 5.0	< 5.0	< 5.0	< 5.0	< 5.0	< 250	< 5.0	< 5.0	< 100	< 100	< 10	< 10	< 20	< 100	< 250	< 250	**710**
Toluene	1,000	µg/L	< 5.0	< 5.0	**23**	**9.5**	**16**	**460**	< 250	< 5.0	**78**	**600**	**210**	**830**	**360**	**950**	**490**	**2,300**	**1,900**	**1,900 B**
Trichloroethylene	5	µg/L	< 5.0	< 5.0	< 5.0	< 5.0	< 5.0	< 5.0	< 250	< 5.0	< 5.0	< 100	< 100	< 1.3	< 1.3	< 2.6	< 100	< 250	< 250	< 500
Xylenes, total	2,000	µg/L	**6.4**	< 5.0	**19**	< 5.0	**6.7**	**160**	< 250	< 5.0	**150**	**230**	< 100	**300**	**84**	**360**	**170**	**970**	**710**	**1,000**
Semivolatile Organic Compounds																				
Acenaphthene	2,000	µg/L	**1.2**	< 0.5	**1.9**	< 0.5	**1.0**	**16**	**12**	< 0.50	< 50	< 20	< 20	**42 D**	**1.1**	**13**	< 19	**21**	**15 ***	**30 J**
Acenaphthylene	10	µg/L	< 1.0	< 1.0	**1.0**	< 1.0	< 1.0	**8**	**2.2**	< 1.0	**2.8**	< 20	< 20	**49 D**	**0.36**	**16**	< 19	**41**	**29**	**30 J**
Anthracene	10	µg/L	**0.12**	< 0.05	**0.22**	**0.073**	**0.15**	**0.91**	**0.7**	< 0.05	**0.86**	< 20	< 20	**4.0 J D**	**0.54**	**1.2 J**	< 19	< 19	< 1.9	< 38
Benz(a)anthracene	0.1	µg/L	< 0.05	< 0.05	< 0.05	< 0.05	< 0.05	< 0.05	< 0.05	< 0.05	< 0.050	< 20	< 20	< 2.1	< 0.095	< 1.1	< 19	< 19	< 1.9	< 38
Benzo(a)pyrene	0.2	µg/L	< 0.05	< 0.05	< 0.05	< 0.05	< 0.05	< 0.05	< 0.05	< 0.05	< 0.050	< 20	< 20	< 2.1	< 0.095	< 1.1	< 19	< 19	< 1.9	< 38
Benzo(b)fluoranthene	0.2	µg/L	< 0.1	< 0.1	< 0.1	< 0.1	< 0.1	< 0.10	< 0.10	< 0.10	< 0.10	< 20	< 20	< 2.1	< 0.095	< 1.1	< 19	< 19	< 1.9	< 38
Benzo(g,h,i)perylene	10	µg/L	< 0.1	< 0.1	< 0.1	< 0.1	< 0.1	< 0.10	< 0.10	< 0.10	< 0.10	< 20	< 20	< 2.1	< 0.095	< 1.1	< 19	< 19	< 1.9	< 38
Benzo(k)fluoranthene	10	µg/L	< 0.05	< 0.05	< 0.05	< 0.05	< 0.05	< 0.05	< 0.05	< 0.05	< 0.050	< 20	< 20	< 2.1	< 0.095	< 1.1	< 19	< 19	< 1.9	< 38
Chrysene	0.2	µg/L	< 0.05	< 0.05	< 0.05	< 0.05	< 0.05	< 0.05	< 0.05	< 0.05	< 0.050	< 20	< 20	< 0.96	< 0.043	< 0.48	< 19	< 19	< 1.9	< 38
Dibenzo(a,h)anthracene	0.3	µg/L	< 0.1	< 0.1	< 0.1	< 0.1	< 0.1	< 0.10	< 0.10	< 0.10	< 0.10	< 20	< 20	< 2.1	< 0.095	< 1.1	< 19	< 19	< 1.9	< 38
Fluoranthene	1,000	µg/L	< 0.1	< 0.1	**0.11**	< 0.1	< 0.1	**0.45**	**0.32**	< 0.10	**0.52**	< 20	< 20	< 2.1	**0.28**	< 1.1	< 19	< 19	< 1.9	< 38
Fluorene	1,000	µg/L	**0.8**	< 0.1	**1.3**	< 0.1	**0.82**	**6.5**	**4.4**	< 0.10	**5.1**	< 20	< 20	**31 D**	**2.6**	**12**	< 19	**21**	**14**	**16 J**
Indeno(1,2,3-cd)pyrene	0.4	µg/L	< 0.05	< 0.05	< 0.05	< 0.05	< 0.05	< 0.05	< 0.05	< 0.05	< 0.050	< 20	< 20	< 2.1	< 0.095	< 1.1	< 19	< 19	< 1.9	< 38
Naphthalene	20	µg/L	**32**	< 0.5	**65**	< 0.5	**3.8**	**810**	**290**	**1.1**	**830**	**610**	**300**	**2,700 D**	< 0.095	**750**	**320**	**2,900**	**1,100 B**	**2,400 B**
Phenanthrene	10	µg/L	**1.2**	< 0.05	**1.9**	**0.2**	**1.2**	**7.9**	**5.2**	< 0.05	**6.3**	< 20	< 20	**34 D**	**3.5**	**11**	< 19	**21**	**14**	**17 J**
Pyrene	1,000	µg/L	**0.11**	< 0.05	**0.14**	**0.12**	**0.13**	**0.52**	**0.35**	< 0.05	**0.49**	< 20	< 20	< 2.1	**0.30**	< 1.1	< 19	< 19	< 1.9	< 38
Inorganic Compounds																				
Antimony	0.01	mg/L	< 0.006	< 0.006	< 0.006	< 0.006	< 0.02	< 0.02	< 0.02	< 0.02	< 0.0200	< 0.020	< 0.020	< 0.0053	< 0.0053	< 0.0053	< 0.020	< 0.020	< 0.020	< 0.020
Arsenic	0.05	mg/L	< 0.05	< 0.05	< 0.05	< 0.05	< 0.05	< 0.05	< 0.05	< 0.05	< 0.0500	< 0.020	< 0.020	< 0.0046	< 0.0046	< 0.0046	< 0.020	< 0.020	< 0.020	< 0.010
Barium	2	mg/L	**0.127**	**0.0261**	**0.0965**	**0.117**	**0.108**	**0.128**	**0.419**	**0.0262**	**0.157**	**0.26**	**0.30**	**0.25**	**0.082**	**0.38**	**0.27**	**0.75**	**0.6**	**0.95**
Beryllium	0.004	mg/L	< 0.004	< 0.004	< 0.004	< 0.004	< 0.01	< 0.01	< 0.01	< 0.01	< 0.0100	< 0.0040	< 0.0040	< 0.00020	< 0.00020	**0.00027 J**	< 0.0040	< 0.0040	< 0.0040	< 0.0040
Cadmium	0.005	mg/L	**0.00542**	< 0.005	< 0.005	< 0.005	< 0.005	< 0.005	< 0.005	**0.0058**	**0.0091**	**0.0053**	**0.0062**	**0.0033 J**	**0.0081**	**0.0029 J**	< 0.0050	< 0.0050	< 0.0050	< 0.0050
Chromium	0.1	mg/L	< 0.01	< 0.01	< 0.01	< 0.01	< 0.01	< 0.01	< 0.01	< 0.01	< 0.0100	< 0.010	< 0.010	< 0.0012	**0.0012 J**	< 0.0012	< 0.010	< 0.010	< 0.010	< 0.010
Copper	1.3	mg/L	< 0.01	< 0.01	< 0.01	< 0.01	< 0.01	< 0.01	< 0.01	< 0.01	< 0.0100	< 0.020	< 0.020	< 0.0019	**0.0030 J**	**0.0043 JB**	< 0.020	< 0.020	< 0.020	< 0.020
Cyanide	0.2	mg/L	< 0.01	< 0.01	< 0.01	< 0.01	< 0.01	< 0.01	< 0.01	< 0.01	< 0.010	< 0.010	< 0.010	**0.0054 J**	< 0.0050	< 0.0050	< 0.010	< 0.010	< 0.010	< 0.010
Lead	0.015	mg/L	< 0.01	< 0.01	< 0.01	< 0.01	< 0.01	< 0.01	< 0.01	< 0.01	< 0.0100	< 0.010	< 0.010	< 0.0040	< 0.0040	< 0.0040	< 0.010	< 0.010	< 0.010	< 0.0050
Mercury	0.002	mg/L	< 0.0002	< 0.0002	< 0.0002	< 0.0002	< 0.0002	< 0.00020	< 0.00020	< 0.00020	< 0.00020	< 0.00020	< 0.00020	< 0.000091	< 0.000091	< 0.000091	< 0.00020	< 0.00020	< 0.00020	< 0.00020
Nickel	0.1	mg/L	< 0.02	< 0.02	< 0.02	< 0.02	< 0.02	< 0.02	< 0.02	< 0.02	< 0.0200	< 0.040	< 0.040	**0.0038 J**	**0.0048 J**	**0.0046 J**	**0.0052 J**	< 0.040	< 0.040	**0.0038 J**
Selenium	0.05	mg/L	< 0.02	< 0.02	< 0.02	< 0.02	< 0.02	< 0.02	< 0.02	< 0.02	< 0.0200	< 0.020	< 0.020	< 0.0064	< 0.0064	< 0.0064	< 0.020	< 0.020	< 0.020	< 0.010
Thallium	0.002	mg/L	< 0.002	< 0.002	< 0.002	< 0.002	< 0.02	< 0.02	< 0.02	< 0.02	< 0.0200	< 0.0010	< 0.0010	< 0.00025	< 0.00025	< 0.00025	< 0.0010	< 0.0010	< 0.0010	< 0.0010
Vanadium (fume or dust)	0.2	mg/L	< 0.01	< 0.01	< 0.01	< 0.01	< 0.01	< 0.01	< 0.01	< 0.01	< 0.0100	< 0.010	< 0.010	< 0.0024	< 0.0024	< 0.0024	< 0.010	< 0.010	< 0.010	**0.0029 J**
Zinc	2	mg/L	**0.248**	**0.249**	**0.172**	**0.342**	**0.182**	**0.109**	**0.0395**	**0.258**	**0.183**	**0.12**	**0.11**	**0.072**	**0.17**	**0.087**	**0.019 J**	**0.023**	**0.021**	**0.017 J**

Notes:
* - Not a HSRA regulated compound
ISCO - *in-situ* chemical oxidation
** - Resampled in August 2007 for VOCs only

Data Qualifier Defintions:
-- - Not analyzed
B (Inorganics) - Estimated analyte concentration
D - Analyte concentration reported from secondary dilution
DB - Analyte concentration reported from secondary dilution; analyte detected in method blank
H - Holding time exceeded for sample
J - Estimated analyte concentration
JB (Organic) - Estimated analyte concentration; analyte detected in method blank
Bold = Exceeds the laboratory detection limit
Bold and shaded - Analyte concentration exceeds the Type 1 RRS

Appendix E-2
Summary of Historical Groundwater Sampling Data - Transition Zone and Bedrock Monitoring Wells
January 2001 through July 2017
Atlanta Gas Light Company
Former Manufactured Gas Plant Site
Augusta, Georgia

Chemical Name	Type 1 Risk Reduction Standard	Location ID / Sample Date / Unit	MW-510BR 7/25/2017	1/24/2017	7/26/2016	1/19/2016	7/29/2015	1/14/2015	7/16/2014	1/9/2014	7/11/2013	07/13 DUP	1/10/2013	7/24/2012	1/23/2012	7/6/2011	1/19/2011	7/20/2010	1/11/2010	7/29/2009	1/19/2009
			Post-Extraction					During Extraction													
Volatile Organic Compounds																					
Acetone	4,000	µg/L	< 50	< 50	< 50	< 50	< 50	< 50	< 50	<50	< 2,500	< 2,500	< 500	< 10,000	< 100	< 100	< 100	**19 J**	< 200	< 10000	< 20000
Benzene	5	µg/L	**110**	**13**	**1100**	**4600**	**250**	**1,100**	**25**	**32**	**22,000**	**6,300**	**370**	**7,800**	**5,400**	**1,500**	**2,100**	**2300**	**96**	**4400**	**35000**
Carbon Disulfide	4,000	µg/L	< 5.0	< 5.0	< 5.0	< 5.0	< 5.0	< 5.0	< 5.0	<5.0	< 250	< 250	< 25	< 500	< 12	< 12	< 12	< 10	<10	< 500	< 1000
Ethylbenzene	700	µg/L	**56**	**23**	**430**	**790**	**64**	**180**	**20**	**47**	**1,200**	**310**	**160**	**1200**	**590**	**230**	**630**	**660**	<10	< 500	**760 J**
Methylene Chloride	5	µg/L	< 5.0	< 5.0	< 5.0	< 5.0	< 5.0	< 5.0	< 5.0	<5.0	< 250	< 250	< 25	< 500	< 20	< 20	< 20	< 10	**50**	< 500	< 1000
Toluene	1,000	µg/L	**29**	**6.4**	**280**	**740**	**220**	**190**	**30**	**52**	**10,000**	**2,900**	**350**	**4,700**	**2,600**	**1,100**	**1,200**	**1500**	**160**	**5500**	**19000**
Trichloroethylene	5	µg/L	< 5.0	< 5.0	< 5.0	< 5.0	< 5.0	< 5.0	< 5.0	<5.0	< 250	< 250	< 25	< 500	< 2.6	< 2.6	< 2.6	< 10	< 10	< 500	< 1000
Xylenes, total	2,000	µg/L	**66**	**27**	**370**	**730**	**120**	**200**	**24**	**66**	**690**	**690**	**230**	**1,500**	**930**	**520**	**1,100**	**940**	**360**	**3500**	**5200**
Semivolatile Organic Compounds																					
Acenaphthene	2,000	µg/L	**4.0**	**3.1**	**4.2**	**27**	**6.5**	**7.8**	< 0.50	**4.8**	**53**	**15**	**21**	< 190	**39**	**120**	**37**	**16**	**9.3**	**11 ***	**12 J**
Acenaphthylene	10	µg/L	< 1.0	< 1.0	**4.5**	**6.3**	**2.8**	**2.7**	< 1.0	<1.0	< 100	**5.1**	< 19	< 190	**110**	**670**	**32**	**170**	**120**	**170**	**150**
Anthracene	10	µg/L	**1.0**	**0.44**	**1.9**	**8.1**	**2.3**	**0.86**	**0.31**	**0.78**	**5.8**	**3.0**	< 19	< 190	< 11	**220**	< 9.6	**24**	**8.5**	< 9.7	< 94
Benz(a)anthracene	0.1	µg/L	**0.52**	**0.57**	**6.0**	**8.4**	**1.4**	**0.17**	**0.11**	**0.12**	**0.76**	**1.2**	< 19	< 190	< 11	**190**	< 9.6	**13**	**5.1**	< 9.7	< 94
Benzo(a)pyrene	0.2	µg/L	**0.36**	**0.38**	**5.6**	**4.9**	**1.2**	**0.13**	**0.096**	**0.07**	**0.52**	**1.1**	< 19	< 190	< 11	**160**	< 9.6	**11**	**4**	< 9.7	< 94
Benzo(b)fluoranthene	0.2	µg/L	**0.38**	**0.34**	**5.2**	**5.1**	**0.92**	**0.13**	< 0.10	<0.010	**0.42**	**0.89**	< 19	< 190	< 11	< 5.1	< 9.6	**4.4**	**1.7**	< 9.7	< 94
Benzo(g,h,i)perylene	10	µg/L	**0.19**	**0.2**	**2.6**	**2.3**	**0.51**	< 0.1	< 0.10	<0.10	**0.18**	**0.58**	< 19	< 190	< 11	**54**	< 9.6	**3.8**	**1.5**	< 9.7	< 94
Benzo(k)fluoranthene	10	µg/L	**0.18**	**0.16**	**1.8**	**1.4**	**0.4**	< 0.05	< 0.05	<0.050	**0.16**	**0.36**	< 19	< 190	< 11	**110**	< 9.6	**7.1**	**2.2**	< 9.7	< 94
Chrysene	0.2	µg/L	**0.49**	**0.43**	**5.0**	**5.1**	**1.1**	**0.14**	**0.095**	**0.081**	**0.68**	**1.0**	< 19	< 190	< 5.1	**140**	< 4.3	**11**	**3.6**	< 9.7	< 94
Dibenzo(a,h)anthracene	0.3	µg/L	< 0.1	< 0.1	**0.49**	**0.59**	< 0.1	< 0.1	< 0.10	< 0.10	< 0.10	**0.10**	< 19	< 190	< 11	**16**	< 9.6	< 1.9	**0.46**	< 9.7	< 94
Fluoranthene	1,000	µg/L	**1.6**	**1.2**	**5.2**	**13**	**3.5**	**0.78**	**0.44**	**0.81**	**4.0**	**3.1**	< 19	< 190	< 11	**330**	< 9.6	**26**	**10**	< 9.7	< 94
Fluorene	1,000	µg/L	**3.9**	**1.2**	**1.3**	**19**	**8.4**	**4.7**	**0.61**	**4.7**	**42**	**14**	< 19	< 190	**39**	**590**	**30**	**67**	**43**	**44**	**31 J**
Indeno(1,2,3-cd)pyrene	0.4	µg/L	**0.14**	**0.15**	**2.2**	**1.9**	**0.39**	**0.058**	< 0.05	<0.050	**0.15**	**0.45**	< 19	< 190	< 11	**50**	< 9.6	**4.1**	**1.8**	< 9.7	< 94
Naphthalene	20	µg/L	< 0.5	< 0.5	< 0.5	< 0.5	< 0.5	**300**	**0.64**	<0.50	**2,400**	**0.65**	**680**	**3,600**	**4,700 D**	**6,000**	**3,700**	**1400**	**2100**	**6600 B**	**6900**
Phenanthrene	10	µg/L	**1.1**	**0.6**	**4.4**	**8.9**	**9.6**	**5.6**	**0.66**	**0.96**	**47**	**17**	< 19	< 190	**37**	**1,000**	**27**	**120**	**56**	**41**	**32 J**
Pyrene	1,000	µg/L	**2.2**	**1.8**	**9.9**	**18**	**4.8**	**0.97**	**0.45**	**0.89**	**4.4**	**3.9**	< 19	< 190	< 11	**530**	< 9.6	**44**	**12**	**11**	< 94
Inorganic Compounds																					
Antimony	0.01	mg/L	< 0.006	< 0.006	< 0.006	< 0.006	< 0.02	< 0.02	< 0.02	< 0.02	< 0.02	< 0.02	< 0.02	< 0.02	< 0.0053	< 0.0053	< 0.0053	< 0.020	< 0.020	< 0.020	< 0.020
Arsenic	0.05	mg/L	< 0.05	< 0.05	< 0.05	< 0.05	< 0.05	< 0.05	< 0.05	< 0.05	< 0.05	< 0.05	< 0.02	< 0.02	< 0.0046	< 0.0046	< 0.0046	< 0.020	< 0.020	< 0.020	< 0.010
Barium	2	mg/L	**0.0348**	**0.019**	**0.212**	**0.285**	**0.0545**	**0.109**	**0.0515**	<0.0200	**0.326**	**0.130**	**0.049**	**0.29**	**0.28**	**0.23**	**0.22**	**0.22**	**0.067**	**0.14**	**0.17**
Beryllium	0.004	mg/L	< 0.004	< 0.004	< 0.004	< 0.004	< 0.01	< 0.01	< 0.01	< 0.01	< 0.01	< 0.01	< 0.0040	< 0.0040	< 0.00020	< 0.00020	**0.00027 J**	< 0.0040	< 0.0040	< 0.0040	< 0.0040
Cadmium	0.005	mg/L	**0.0056**	**0.00591**	< 0.005	< 0.005	< 0.005	< 0.005	< 0.005	**0.0089**	**0.0063**	**0.0298**	**0.0062**	< 0.0050	< 0.0020	< 0.0020	< 0.0020	< 0.0050	< 0.0050	< 0.0050	< 0.0050
Chromium	0.1	mg/L	< 0.01	< 0.01	< 0.01	< 0.01	< 0.01	< 0.01	< 0.01	< 0.01	< 0.01	< 0.01	< 0.010	< 0.010	< 0.0012	< 0.0012	**0.0019 J**	**0.0012 J**	< 0.010	< 0.010	**0.0047 J**
Copper	1.3	mg/L	< 0.01	< 0.01	< 0.01	< 0.01	< 0.01	< 0.01	< 0.01	< 0.01	< 0.01	< 0.01	< 0.02	< 0.02	**0.0026 J**	< 0.0019	**0.0044 JB**	**0.0020 J**	< 0.020	< 0.020	< 0.020
Cyanide	0.2	mg/L	< 0.01	< 0.01	< 0.01	< 0.01	< 0.01	< 0.01	**0.012**	< 0.01	< 0.01	**0.014**	< 0.010	< 0.010	< 0.0050	< 0.0050	< 0.0050	< 0.010	< 0.010	< 0.010	< 0.010
Lead	0.015	mg/L	< 0.01	< 0.01	< 0.01	< 0.01	< 0.01	< 0.01	< 0.01	< 0.01	< 0.01	< 0.01	< 0.010	< 0.010	< 0.0040	< 0.0040	< 0.0040	< 0.010	< 0.010	< 0.010	< 0.0050
Mercury	0.002	mg/L	< 0.0002	< 0.0002	< 0.0002	< 0.0002	< 0.0002	< 0.00020	< 0.00020	< 0.00020	< 0.00020	< 0.00020	< 0.00020	< 0.00020	< 0.000091	< 0.000091	< 0.000091	< 0.00020	< 0.00020	< 0.00020	< 0.00020
Nickel	0.1	mg/L	< 0.02	< 0.02	< 0.02	< 0.02	< 0.02	< 0.02	< 0.02	< 0.02	< 0.02	< 0.02	< 0.04	< 0.04	< 0.0023	< 0.0023	< 0.0023	< 0.040	< 0.040	< 0.040	< 0.040
Selenium	0.05	mg/L	< 0.02	< 0.02	< 0.02	< 0.02	< 0.02	< 0.02	< 0.02	< 0.02	< 0.02	< 0.02	< 0.020	< 0.020	< 0.0064	< 0.0064	< 0.0064	< 0.020	< 0.020	< 0.020	< 0.010
Thallium	0.002	mg/L	< 0.002	< 0.002	< 0.002	< 0.002	< 0.02	< 0.02	< 0.02	< 0.02	< 0.02	< 0.02	< 0.0010	< 0.0010	< 0.00025	< 0.00025	< 0.00025	< 0.0010	< 0.0010	< 0.0010	< 0.0010
Vanadium (fume or dust)	0.2	mg/L	< 0.01	< 0.01	< 0.01	< 0.01	< 0.01	< 0.01	< 0.01	< 0.01	< 0.01	< 0.01	< 0.010	< 0.010	**0.0030 J**	< 0.0024	**0.0030 J**	< 0.010	< 0.010	< 0.010	**0.0040 J**
Zinc	2	mg/L	**0.0736**	**0.0886**	**0.0702**	**0.0285**	**0.13**	**0.0939**	**0.0623**	**0.165**	**0.124**	**0.573**	**0.14**	**0.028**	**0.015 J**	**0.016 J**	**0.11**	**0.13**	<0.020	**0.12**	**0.012 J**

Chemical Name	Type 1 Risk Reduction Standard	Location ID / Sample Date / Unit	MW-511BR 7/26/2017	1/25/2017	7/27/2016	1/20/2016	7/29/2015	1/14/2015	7/15/2014	7/14 DUP	1/9/2014	7/11/2013	1/10/2013	7/26/2012	1/25/2012	7/6/2011	1/20/2011	7/20/2010	1/12/2010	7/29/2009	1/19/2009	01/09 DUP
			Post-Extraction					During Extraction														
Volatile Organic Compounds																						
Acetone	4,000	µg/L	< 50	< 50	< 50	< 50	< 50	< 50	< 50	< 50	<50	**85**	< 2,000	< 2,000	< 250	560 J	< 250	**350**	< 10000	< 10000	< 10000	< 10000
Benzene	5	µg/L	**70**	**40**	**16**	**440**	**200**	**450**	**670**	**590**	**2,500**	**1,200**	**3,400**	**1,900**	**4,000**	**3,600**	**6,100**	**3600**	**8,800**	**10,000**	**8,700**	**10,000**
Carbon Disulfide	4,000	µg/L	< 5.0	< 5.0	< 5.0	< 5.0	< 5.0	< 5.0	< 5.0	< 5.0	< 5.0	< 5.0	< 100	< 100	< 30	< 30	< 30	< 5.0	< 500	< 500	160 J	99 J
Ethylbenzene	700	µg/L	< 5.0	< 5.0	< 5.0	**21**	**10**	**17**	**55**	**59**	**180**	**150**	**200**	**120**	**220 J**	**190 J**	**420**	**200**	**710**	**830**	**870**	**1,000**
Methylene Chloride	5	µg/L	< 5.0	< 5.0	< 5.0	< 5.0	< 5.0	< 5.0	< 5.0	< 5.0	< 5.0	< 5.0	< 100	< 100	< 50	< 50	< 50	< 5.0	< 500	< 500	< 500	< 500
Toluene	1,000	µg/L	< 5.0	< 5.0	< 5.0	**9.7**	**5.1**	**35**	**75**	**88**	**850**	**410**	**1,100**	**630**	**1,200**	**1,000**	**1,800**	**1200**	**2,300**	**2,500**	**1,200**	**1,400**
Trichloroethylene	5	µg/L	< 5.0	< 5.0	< 5.0	< 5.0	< 5.0	< 5.0	< 5.0	< 5.0	< 5.0	< 5.0	< 100	< 100	< 6.5	< 6.5	< 6.5	< 5.0	< 500	< 500	< 500	< 500
Xylenes, total	2,000	µg/L	< 5.0	< 5.0	< 5.0	**5.8**	< 5.0	**12**	**35**	**40**	**250**	**190**	**280**	**160**	**350**	**310**	**650**	**400**	**940**	**1000**	**810**	**900**
Semivolatile Organic Compounds																						
Acenaphthene	2,000	µg/L	**1.1**	**0.5**	< 0.5	**4.1**	**1.9**	**3.3**	**1.8**	**1.8**	**3.5**	**5.2**	**5.0**	**4.6**	**8.4**	**4.2**	**16**	**6.1**	**9.1**	**21 ***	**31 J***	**23 J***
Acenaphthylene	10	µg/L	< 1.0	< 1.0	< 1.0	< 1.0	< 1.0	< 1	< 1.0	< 1.0	**1.1**	**1.3**	< 2.1	< 4.3	**2.6**	**0.98 J**	**8.7**	**4.0**	**5.9**	**11**	**5.5 J***	**5.0 J***
Anthracene	10	µg/L	**0.051**	< 0.05	**0.068**	**0.1**	**0.063**	**0.081**	**0.081**	**0.097**	**0.42**	**0.35**	< 2.1	< 4.3	< 1.0	< 0.94	**1.3 J**	< 1.9	< 1.9	< 3.9	< 38 *	< 38 *
Benz(a)anthracene	0.1	µg/L	< 0.05	< 0.05	< 0.05	< 0.05	< 0.05	< 0.05	< 0.05	< 0.05	< 0.050	< 0.050	< 2.1	< 4.3	< 1.0	< 0.94	< 1.0	< 1.9	< 1.9	< 3.9	< 38	< 38
Benzo(a)pyrene	0.2	µg/L	< 0.05	< 0.05	< 0.05	< 0.05	< 0.05	< 0.05	< 0.05	< 0.05	< 0.050	< 0.050	< 2.1	< 4.3	< 1.0	< 0.94	< 1.0	< 1.9	< 1.9	< 3.9	< 38	< 38
Benzo(b)fluoranthene	0.2	µg/L	< 0.1	< 0.1	< 0.1	< 0.1	< 0.1	< 0.10	< 0.10	< 0.10	< 0.10	< 0.10	< 2.1	< 4.3	< 1.0 *	< 0.94	< 1.0	< 1.9	< 1.9	< 3.9	< 38	< 38
Benzo(g,h,i)perylene	10	µg/L	< 0.1	< 0.1	< 0.1	< 0.1	< 0.1	< 0.10	< 0.10	< 0.10	< 0.10	< 0.10	< 2.1	< 4.3	< 1.0	< 0.94	< 1.0	< 1.9	< 1.9	< 3.9	< 38	< 38
Benzo(k)fluoranthene	10	µg/L	< 0.05	< 0.05	< 0.05	< 0.05	< 0.05	< 0.05	< 0.05	< 0.05	< 0.050	< 0.050	< 2.1	< 4.3	< 1.0	< 0.94	< 1.0	< 1.9	< 1.9	< 3.9	< 38 *	< 38 *
Chrysene	0.2	µg/L	< 0.05	< 0.05	< 0.05	< 0.05	< 0.05	< 0.05	< 0.05	< 0.05	< 0.050	< 0.050	< 2.1	< 4.3	< 0.47	< 0.42	< 0.45	< 1.9	< 1.9	< 3.9	< 38	< 38
Dibenzo(a,h)anthracene	0.3	µg/L	< 0.1	< 0.1	< 0.1	< 0.1	< 0.1	< 0.10	< 0.10	< 0.10	< 0.10	< 0.10	< 2.1	< 4.3	< 1.0	< 0.94	< 1.0	< 1.9	< 1.9	< 3.9	< 38	< 38
Fluoranthene	1,000	µg/L	< 0.1	< 0.1	< 0.1	< 0.1	< 0.1	< 0.1	< 0.10	< 0.10	**0.15**	**0.17**	< 2.1	< 4.3	< 1.0	< 0.94	< 1.0	< 1.9	< 1.9	< 3.9	< 38 *	< 38 *
Fluorene	1,000	µg/L	**0.23**	**0.13**	**0.12**	**1.1**	**0.54**	**0.89**	**0.84**	**0.83**	**2.3**	**3.5**	**3.9**	**4.4**	**7.0**	**3.7**	**13**	**5.0**	**4.2**	**7.8**	**6.8 J***	< 38 *
Indeno(1,2,3-cd)pyrene	0.4	µg/L	< 0.05	< 0.05	< 0.05	< 0.05	< 0.05	< 0.05	< 0.05	< 0.05	< 0.050	< 0.050	< 2.1	< 4.3	< 1.0	< 0.94	< 1.0	< 1.9	< 1.9	< 3.9	< 38	< 38
Naphthalene	20	µg/L	< 50	**11**	**0.64**	**93**	< 0.5	**150**	**75**	**85**	**390**	**260**	**180**	**120**	**310 D**	**26**	**12,000**	**490**	**1,700**	**2,600 B**	**1,800**	**1,300**
Phenanthrene	10	µg/L	**0.26**	**0.13**	**0.061**	**0.87**	**0.53**	**0.76**	**0.7**	**0.73**	**2.5**	**2.3**	**3.4**	< 4.3	**7.6**	**5.0**	**12 ***	**6.4**	**3.8**	**5.9**	< 38 *	< 38 *
Pyrene	1,000	µg/L	< 0.05	< 0.05	< 0.05	**0.071**	**0.084**	**0.055**	**0.051**	**0.054**	**0.15**	**0.19**	< 2.1	< 4.3	< 1.0	< 0.94	< 1.0	< 1.9	< 1.9	< 3.9	< 38	< 38
Inorganic Compounds																						
Antimony	0.01	mg/L	< 0.006	< 0.006	< 0.006	< 0.006	< 0.02	< 0.02	< 0.02	< 0.02	< 0.0200	< 0.0200	< 0.020	< 0.020	< 0.0053	< 0.0053	< 0.0053	< 0.020	< 0.020	< 0.020	< 0.020	< 0.020
Arsenic	0.05	mg/L	< 0.05	< 0.05	< 0.05	< 0.05	< 0.05	< 0.05	< 0.05	< 0.05	< 0.0500	< 0.0500	< 0.020	< 0.020	< 0.0046	< 0.0046	< 0.0046	< 0.020	< 0.020	< 0.020	< 0.010	< 0.010
Barium	2	mg/L	**0.0381**	**0.0312**	**0.0424**	**0.0844**	**0.0712**	**0.0678**	**0.0609**	**0.0598**	**0.256**	**0.268**	**0.30**	**0.33**	**0.41**	**0.40**	**0.47**	**0.52**	**0.56**	**0.26**	**0.15**	**0.14**
Beryllium	0.004	mg/L	< 0.004	< 0.004	< 0.004	< 0.004	< 0.01	< 0.01	< 0.01	< 0.01	< 0.0100	< 0.0100	< 0.0040	< 0.0040	< 0.00020	< 0.00020	< 0.00020	< 0.0040	< 0.0040	< 0.0040	< 0.0040	< 0.0040
Cadmium	0.005	mg/L	< 0.005	< 0.005	< 0.005	< 0.005	< 0.005	< 0.005	< 0.005	< 0.005	< 0.0050	< 0.0050	< 0.0050	< 0.0050	< 0.0020	< 0.0020	< 0.0020	< 0.0050	< 0.0050	< 0.0050	< 0.0050	< 0.0050
Chromium	0.1	mg/L	< 0.01	< 0.01	< 0.01	< 0.01	< 0.01	< 0.01	< 0.01	< 0.01	< 0.0100	< 0.0100	< 0.010	< 0.010	**0.0012 J**	**0.0016 J**	< 0.0012	**0.0014 J**	< 0.010	< 0.010	< 0.010	< 0.010
Copper	1.3	mg/L	< 0.01	< 0.01	< 0.01	< 0.01	< 0.01	< 0.01	< 0.01	< 0.01	< 0.0100	< 0.0100	< 0.020	< 0.020	< 0.0019	< 0.0019	**0.0037 JB**	**0.0030 J**	< 0.020	< 0.020	< 0.020	< 0.020
Cyanide	0.2	mg/L	< 0.01	< 0.01	< 0.01	< 0.01	< 0.01	< 0.01	< 0.01	< 0.01	< 0.010	< 0.010	< 0.010	< 0.010	< 0.0050	**0.0052 J**	< 0.0050	< 0.010	< 0.010	< 0.010	< 0.010	< 0.010
Lead	0.015	mg/L	< 0.01	< 0.01	< 0.01	< 0.01	< 0.01	< 0.01	< 0.01	< 0.01	< 0.0100	< 0.0100	< 0.010	< 0.010	< 0.0040	< 0.0040	< 0.0040	< 0.010	< 0.010	< 0.010	< 0.0050	< 0.0050
Mercury	0.002	mg/L	< 0.0002	< 0.0002	< 0.0002	< 0.0002	< 0.0002	< 0.00020	< 0.00020	< 0.00020	< 0.00020	< 0.00020	< 0.00020	< 0.00020	< 0.000091	< 0.000091	< 0.000091	< 0.00020	< 0.00020	< 0.00020	< 0.00020	< 0.00020
Nickel	0.1	mg/L	< 0.02	< 0.02	< 0.02	< 0.02	< 0.02	< 0.02	< 0.02	< 0.02	< 0.0200	< 0.0200	< 0.040	< 0.040	**0.013 J**	**0.0012 J**	**0.0094 J**	**0.011 J**	< 0.040	< 0.040	**0.0046 J**	**0.0055 J**
Selenium	0.05	mg/L	< 0.02	< 0.02	< 0.02	< 0.02	< 0.02	< 0.02	< 0.02	< 0.02	< 0.0200	< 0.0200	< 0.020	< 0.020	< 0.0064	< 0.0064	< 0.0064	< 0.020	< 0.020	< 0.020	< 0.010	< 0.010
Thallium	0.002	mg/L	< 0.002	< 0.002	< 0.002	< 0.002	< 0.02	< 0.02	< 0.02	< 0.02	< 0.0200	< 0.0200	< 0.0010	< 0.0010	< 0.00025	< 0.00025	< 0.00025	< 0.0010	< 0.0010	< 0.0010	< 0.0010	< 0.0010
Vanadium (fume or dust)	0.2	mg/L	< 0.01	< 0.01	< 0.01	< 0.01	< 0.01	< 0.01	< 0.01	< 0.01	< 0.0100	< 0.0100	< 0.010	< 0.010	< 0.0024	< 0.0024	< 0.0024	< 0.010	< 0.010	< 0.010	< 0.010	< 0.010
Zinc	2	mg/L	< 0.02	< 0.02	< 0.02	< 0.02	**0.0567**	< 0.02	< 0.02	< 0.02	< 0.0200	< 0.0200	< 0.020	< 0.020	< 0.0087	< 0.0087	< 0.0087	< 0.020	< 0.020	< 0.020	0.028	< 0.020

Notes:
* - Not a HSRA regulated compound
ISCO - *in-situ* chemical oxidation
** - Resampled in August 2007 for VOCs only

Data Qualifier Defintions:
-- - Not analyzed
B (Inorganics) - Estimated analyte concentration
D - Analyte concentration reported from secondary dilution
DB - Analyte concentration reported from secondary dilution; analyte detected in method blank
H - Holding time exceeded for sample
J - Estimated analyte concentration
JB (Organic) - Estimated analyte concentration; analyte detected in method blank
Bold = Exceeds the laboratory detection limit
Bold and shaded - Analyte concentration exceeds the Type 1 RRS

Appendix E-2
Summary of Historical Groundwater Sampling Data - Transition Zone and Bedrock Monitoring Wells
January 2001 through July 2017
Atlanta Gas Light Company
Former Manufactured Gas Plant Site
Augusta, Georgia

Chemical Name	Type 1 Risk Reduction Standard	Location ID	MW-512BR																			MW-513BR												
		Sample Date	7/26/2017	1/25/2017	7/27/2016	1/20/2016	7/30/2015	1/14/2015	7/17/2014	1/14/2014	7/11/2013	1/10/2013	7/26/2012	1/25/2012	7/7/2011	1/20/2011	07/10 DUP	7/20/2010	1/12/2010	7/29/2009	1/19/2009	7/26/2017	1/26/2017	7/28/2016	1/21/2016	7/29/2015	1/14/2015	7/16/2014	1/8/2014	7/11/2013	1/9/2013	7/24/2012	2/6/2012	7/7/2011	1/18/2011
		Unit	Post-Extraction					During Extraction														Post-Extraction					During Extraction								
Volatile Organic Compounds																																			
Acetone	4,000	µg/L	< 50	< 50	< 50	< 50	< 50	< 50	< 50	< 50	< 50	< 500	< 500	< 5.0	< 5.0	< 5.0	**44 J**	**52 J**	< 2000	< 2000	< 2000	< 50	< 50	< 50	< 50	< 50	< 50	< 50	< 50	< 50	< 100	< 100	< 5.0	< 5.0	< 5.0
Benzene	5	µg/L	< 5.0	< 5.0	**6.4**	**20**	< 5.0	< 5.0	**12**	**5.2**	**85**	**150**	**1,300 D**	**40**	**1,500**	**63**	**200**	**200**	**3,500**	**1,900**	**2,300**	< 5.0	< 5.0	< 5.0	< 5.0	< 5.0	< 5.0	< 5.0	< 5.0	< 5.0	< 5.0	< 5.0	**2.1 J**	**0.49 J**	**30**
Carbon Disulfide	4,000	µg/L	< 5.0	< 5.0	< 5.0	< 5.0	< 5.0	< 5.0	< 5.0	< 5.0	< 5.0	< 5.0	< 25	< 0.60	< 0.60	< 0.60	< 10	< 10	< 100	< 100	18 J	< 5.0	< 5.0	< 5.0	< 5.0	< 5.0	< 5.0	< 5.0	< 5.0	< 5.0	< 5.0	< 5.0	< 0.60	< 0.60	< 0.60
Ethylbenzene	700	µg/L	< 5.0	< 5.0	< 5.0	< 5.0	< 5.0	< 5.0	< 5.0	< 5.0	< 5.0	**8.4**	< 25	**8.4**	**20**	**1.8 J**	**24**	**24**	**560**	**250**	**250**	< 5.0	< 5.0	< 5.0	< 5.0	< 5.0	< 5.0	< 5.0	< 5.0	< 5.0	< 5.0	< 5.0	**0.25 J**	< 0.11	**3.0 J**
Methylene Chloride	5	µg/L	< 5.0	< 5.0	< 5.0	< 5.0	< 5.0	< 5.0	< 5.0	< 5.0	< 5.0	< 5.0	< 25	< 1.0	< 1.0	< 1.0	< 10	< 10	< 100	< 100	< 100	< 5.0	< 5.0	< 5.0	< 5.0	< 5.0	< 5.0	< 5.0	< 5.0	< 5.0	< 5.0	< 5.0	< 1.0	< 1.0	< 1.0
Toluene	1,000	µg/L	< 5.0	< 5.0	< 5.0	< 5.0	< 5.0	< 5.0	< 5.0	< 5.0	< 5.0	< 5.0	< 25	< 0.33	**3.4 J**	< 0.33	**1.0 J**	**0.91 J**	< 100	< 100	**130**	< 5.0	< 5.0	< 5.0	< 5.0	< 5.0	< 5.0	< 5.0	< 5.0	< 5.0	< 5.0	< 5.0	< 0.33	< 0.33	< 0.33
Trichloroethylene	5	µg/L	< 5.0	< 5.0	< 5.0	< 5.0	< 5.0	< 5.0	< 5.0	< 5.0	< 5.0	< 5.0	< 25	< 0.13	< 0.13	< 0.13	< 10	< 10	< 100	< 100	< 100	< 5.0	< 5.0	< 5.0	< 5.0	< 5.0	< 5.0	< 5.0	< 5.0	< 5.0	< 5.0	< 5.0	**0.31 J**	< 0.13	**0.35 J**
Xylenes, total	2,000	µg/L	< 5.0	< 5.0	< 5.0	< 5.0	< 5.0	< 5.0	< 5.0	< 5.0	< 5.0	< 5.0	< 25	**1.4 J**	**34**	**3.3 J**	**7.5 J**	**7.3 J**	**200**	**110**	**160**	< 5.0	< 5.0	< 5.0	< 5.0	< 5.0	< 5.0	< 5.0	< 5.0	< 5.0	< 5.0	< 5.0	**0.33 J**	< 0.20	**1.4 J**
Semivolatile Organic Compounds																																			
Acenaphthene	2,000	µg/L	**2.2**	< 0.5	< 0.5	**2.1**	< 0.5	**2.5**	**3**	**0.95**	**1.7**	**1.2**	< 19	**2.4**	**12**	**2.4**	**0.77**	**1.7**	**26**	**10 ***	**6.8 J***	**4.6**	**3.7**	**3.6**	**3.0**	< 0.5	**1.3**	**1.8**	< 0.50	**2.4**	**2.5**	**2.9**	**6.9**	**0.16 J**	**4.1**
Acenaphthylene	10	µg/L	< 1.0	< 1.0	< 1.0	< 1.0	< 1.0	< 1.0	< 1.0	< 1.0	< 1.0	< 0.19	< 19	**0.16 J**	< 0.99	**0.39**	**0.13 J**	**0.55**	**2.7**	**3.5**	**4.0 J***	< 1.0	< 1.0	< 1.0	< 1.0	< 1.0	< 1	< 1.0	< 1.0	< 1.0	< 0.20	< 0.20	**0.16 J**	< 0.097	< 0.095
Anthracene	10	µg/L	**0.072**	< 0.05	**0.06**	**0.054**	< 0.05	**0.051**	**0.088**	**0.072**	**0.066**	< 0.19	< 19	**0.11 J**	< 0.99	< 0.096	< 0.19	**0.11 J**	< 1.9	< 0.94	< 19 *	**0.068**	**0.057**	**0.075**	< 0.05	< 0.05	**0.082**	**0.068**	< 0.05	< 0.050	< 0.20	< 0.20	< 0.11	< 0.097	< 0.095
Benz(a)anthracene	0.1	µg/L	< 0.05	< 0.05	< 0.05	< 0.05	< 0.05	< 0.05	< 0.05	< 0.05	< 0.05	< 0.19	< 19	< 0.11	< 0.99	< 0.096	< 0.19	< 0.19	< 1.9	< 0.94	< 19	< 0.05	< 0.05	< 0.05	< 0.05	< 0.05	< 0.05	< 0.05	< 0.05	< 0.050	< 0.20	< 0.20	< 0.11	< 0.097	< 0.095
Benzo(a)pyrene	0.2	µg/L	< 0.05	< 0.05	< 0.05	< 0.05	< 0.05	< 0.05	< 0.05	< 0.05	< 0.05	< 0.19	< 19	< 0.11	< 0.99	< 0.096	< 0.19	< 0.19	< 1.9	< 0.94	< 19	< 0.05	< 0.05 UJ	< 0.05	< 0.05	< 0.05	< 0.05	< 0.05	< 0.05	< 0.050	< 0.20	< 0.20	< 0.11	< 0.097	< 0.095
Benzo(b)fluoranthene	0.2	µg/L	< 0.1	< 0.1	< 0.1	< 0.1	< 0.1	< 0.10	< 0.10	< 0.10	< 0.10	< 0.19	< 19	< 0.11 *	< 0.99	< 0.096	< 0.19	< 0.19	< 1.9	< 0.94	< 19	< 0.1	< 0.1	< 0.1	< 0.1	< 0.1	< 0.10	< 0.10	< 0.10	< 0.10	< 0.20	< 0.20	< 0.11	< 0.097	< 0.095
Benzo(g,h,i)perylene	10	µg/L	< 0.1	< 0.1	< 0.1	< 0.1	< 0.1	< 0.10	< 0.10	< 0.10	< 0.10	< 0.19	< 19	< 0.11	< 0.99	< 0.096	< 0.19	< 0.19	< 1.9	< 0.94	< 19	< 0.1	< 0.1	< 0.1	< 0.1	< 0.1	< 0.10	< 0.10	< 0.10	< 0.10	< 0.20	< 0.20	< 0.11	< 0.097	< 0.095
Benzo(k)fluoranthene	10	µg/L	< 0.05	< 0.05	< 0.05	< 0.05	< 0.05	< 0.05	< 0.05	< 0.05	< 0.05	< 0.19	< 19	< 0.11	< 0.99	< 0.096	< 0.19	< 0.19	< 1.9	< 0.94	< 19 *	< 0.05	< 0.05	< 0.05	< 0.05	< 0.05	< 0.05	< 0.05	< 0.05	< 0.050	< 0.20	< 0.20	< 0.11	< 0.097	< 0.095
Chrysene	0.2	µg/L	< 0.05	< 0.05	< 0.05	< 0.05	< 0.05	< 0.05	< 0.05	< 0.05	< 0.05	< 0.19	< 19	< 0.049	< 0.44	< 0.043	< 0.19	< 0.19	< 1.9	< 0.94	< 19	< 0.05	< 0.05	< 0.05	< 0.05	< 0.05	< 0.05	< 0.05	< 0.05	< 0.050	< 0.20	< 0.20	< 0.049	< 0.043	< 0.043
Dibenzo(a,h)anthracene	0.3	µg/L	< 0.1	< 0.1	< 0.1	< 0.1	< 0.1	< 0.10	< 0.10	< 0.10	< 0.10	< 0.19	< 19	< 0.11	< 0.99	< 0.096	< 0.19	< 0.19	< 1.9	< 0.94	< 19	< 0.1	< 0.1	< 0.1	< 0.1	< 0.1	< 0.10	< 0.10	< 0.10	< 0.10	< 0.20	< 0.20	< 0.11	< 0.097	< 0.095
Fluoranthene	1,000	µg/L	< 0.1	< 0.1	< 0.1	< 0.1	< 0.1	< 0.10	< 0.10	< 0.10	< 0.10	< 0.19	< 19	**0.14 J**	< 0.99	< 0.096	< 0.19	< 0.19	< 1.9	< 0.94	< 19 *	< 0.1	< 0.1	< 0.1	< 0.1	< 0.1	< 0.1	< 0.10	< 0.10	< 0.10	< 0.20	< 0.20	< 0.11	< 0.097	< 0.095
Fluorene	1,000	µg/L	**0.24**	< 0.1	< 0.1	**0.2**	< 0.1	**0.28**	**0.37**	**0.22**	**0.30**	< 0.19	< 19	**0.57**	**2.7**	**0.41**	**0.41**	**0.79**	**5.2**	**3.1**	< 19 *	< 0.1	< 0.1	< 0.1	< 0.1	< 0.1	< 0.10	< 0.10	< 0.10	**0.19**	< 0.20	< 0.20	**0.40**	< 0.097	**0.28**
Indeno(1,2,3-cd)pyrene	0.4	µg/L	< 0.05	< 0.05	< 0.05	< 0.05	< 0.05	**0.081**	< 0.05	< 0.05	< 0.05	< 0.19	< 19	< 0.11	< 0.99	< 0.096	< 0.19	< 0.19	< 1.9	< 0.94	< 19	< 0.05	< 0.05	< 0.05	< 0.05	**0.054**	< 0.05	< 0.05	< 0.05	< 0.050	< 0.20	< 0.20	< 0.11	< 0.097	< 0.095
Naphthalene	20	µg/L	< 0.5	< 0.5	< 0.5	**1.4**	**0.69**	< 0.50	**3.7**	<0.50	**7.4**	**15**	**320**	**0.84**	**320**	**12**	< 0.19	< 0.19	**810**	**370 B**	**350**	< 0.5	< 0.5	< 0.5	< 0.5	< 0.5	< 0.5	< 0.50	< 0.50	**1.9**	**2.6**	< 0.20	**2.2**	**0.30**	**4.4**
Phenanthrene	10	µg/L	< 0.05	< 0.05	< 0.05	**0.086**	< 0.05	< 0.05	**0.27**	**0.44**	**0.41**	< 0.19	< 19	**0.71**	**1.6 J**	**0.23 ***	**0.56**	**0.82**	**4.9**	**3.0**	< 19 *	< 0.05	< 0.05	< 0.05	< 0.05	< 0.05	< 0.05	< 0.05	< 0.05	< 0.050	< 0.20	< 0.20	< 0.11	< 0.097	< 0.095
Pyrene	1,000	µg/L	**0.061**	< 0.05	< 0.05	**0.053**	< 0.05	< 0.05	< 0.05	**0.11**	**0.075**	< 0.19	< 19	**0.18 J**	< 0.99	< 0.096	< 0.19	**0.11 J**	< 1.9	< 0.94	< 19	**0.1**	**0.068**	**0.076**	**0.055**	< 0.05	< 0.05	< 0.05	< 0.05	< 0.050	< 0.20	< 0.20	**0.11 J**	< 0.097	< 0.095
Inorganic Compounds																																			
Antimony	0.01	mg/L	< 0.006	< 0.006	< 0.006	< 0.006	< 0.02	< 0.02	< 0.02	< 0.02	< 0.02	< 0.02	< 0.02	< 0.0053	< 0.0053	< 0.0053	< 0.020	< 0.020	< 0.020	< 0.020	< 0.020	< 0.006	< 0.006	< 0.006	< 0.006	< 0.02	< 0.02	< 0.02	< 0.02	< 0.0200	< 0.020	< 0.020	< 0.0053	< 0.0053	< 0.0053
Arsenic	0.05	mg/L	< 0.05	< 0.05	< 0.05	< 0.05	< 0.05	< 0.05	< 0.05	< 0.05	< 0.05	< 0.02	< 0.02	< 0.0046	< 0.0046	< 0.0046	< 0.020	< 0.020	< 0.020	< 0.020	< 0.010	< 0.05	< 0.05	< 0.05	< 0.05	< 0.05	< 0.05	< 0.05	< 0.05	< 0.0500	< 0.020	< 0.020	< 0.0046	< 0.0046	< 0.0046
Barium	2	mg/L	**0.332**	**0.198**	**0.334**	**0.299**	**0.19**	**0.154**	**0.192**	**0.256**	**0.171**	**0.13**	**0.23**	**0.13**	**0.24**	**0.11**	**0.062**	**0.064**	**0.15**	**0.079**	**0.22**	**0.656**	**0.637**	**0.614**	**0.68**	**0.114**	**0.711**	**0.635**	**0.115**	**0.749**	**0.72**	**0.79**	**0.74**	**0.15**	**0.61**
Beryllium	0.004	mg/L	< 0.004	< 0.004	< 0.004	< 0.004	< 0.01	< 0.01	< 0.01	< 0.01	< 0.01	< 0.0040	< 0.0040	< 0.00020	< 0.00020	**0.00027 JB**	< 0.0040	< 0.0040	< 0.0040	< 0.0040	< 0.0040	< 0.004	< 0.004	< 0.004	< 0.004	< 0.01	< 0.01	< 0.01	< 0.0100	< 0.0040	< 0.0040	< 0.00020	< 0.00020	< 0.00020
Cadmium	0.005	mg/L	< 0.005	< 0.005	< 0.005	< 0.005	< 0.005	< 0.005	< 0.005	< 0.005	< 0.005	< 0.0050	< 0.0050	< 0.0020	< 0.0020	< 0.0020	< 0.0050	< 0.0050	< 0.0050	< 0.0050	< 0.0050	< 0.005	< 0.005	< 0.005	< 0.005	< 0.005	< 0.005	< 0.005	< 0.005	< 0.0050	< 0.0050	< 0.0050	< 0.0020	< 0.0020	< 0.0020
Chromium	0.1	mg/L	< 0.01	< 0.01	< 0.01	< 0.01	< 0.01	< 0.01	< 0.01	< 0.01	< 0.01	< 0.010	< 0.010	< 0.0012	< 0.0012	< 0.0012	< 0.010	< 0.010	< 0.010	< 0.010	< 0.010	< 0.01	< 0.01	< 0.01	< 0.01	< 0.01	< 0.01	< 0.01	< 0.01	< 0.0100	< 0.010	< 0.010	< 0.0012	**0.0025 J**	**0.0013 J**
Copper	1.3	mg/L	< 0.01	< 0.01	< 0.01	< 0.01	< 0.01	< 0.01	< 0.01	< 0.01	< 0.01	< 0.02	< 0.02	< 0.0019	< 0.0019	**0.0027 JB**	< 0.020	< 0.020	< 0.020	< 0.020	< 0.020	< 0.01	< 0.01	< 0.01	< 0.01	< 0.01	< 0.01	< 0.01	< 0.01	< 0.0100	< 0.020	< 0.020	< 0.0019	< 0.0019	< 0.0019
Cyanide	0.2	mg/L	< 0.01	< 0.01	< 0.01	< 0.01	< 0.01	< 0.01	< 0.01	< 0.01	< 0.01	< 0.010	< 0.010	**0.0068 J**	< 0.0050	< 0.0050	< 0.010	< 0.010	< 0.010	< 0.010	< 0.010	< 0.01	< 0.01	< 0.01	< 0.01	< 0.01	< 0.01	< 0.01	< 0.01	< 0.010	< 0.010	< 0.010	< 0.0050	< 0.0050	< 0.0050
Lead	0.015	mg/L	< 0.01	< 0.01	< 0.01	< 0.01	< 0.01	< 0.01	< 0.01	< 0.01	< 0.01	< 0.010	< 0.010	< 0.0040	< 0.0040	< 0.0040	< 0.010	< 0.010	< 0.010	< 0.010	< 0.0050	< 0.01	< 0.01	< 0.01	< 0.01	< 0.01	< 0.01	< 0.01	< 0.01	< 0.0100	< 0.010	< 0.010	< 0.0040	< 0.0040	< 0.0040
Mercury	0.002	mg/L	< 0.0002	< 0.0002	< 0.0002	< 0.0002	< 0.0002	< 0.00020	< 0.00020	< 0.00020	< 0.00020	< 0.00020	< 0.00020	< 0.000091	< 0.000091	< 0.000091	< 0.00020	< 0.00020	< 0.00020	< 0.00020	< 0.00020	< 0.0002	< 0.0002	< 0.0002	< 0.0002	< 0.0002	< 0.00020	< 0.00020	< 0.00020	< 0.00020	< 0.00020	< 0.00020	< 0.000091	< 0.000091	< 0.000091
Nickel	0.1	mg/L	< 0.02	< 0.02	< 0.02	< 0.02	< 0.02	< 0.02	< 0.02	< 0.02	< 0.02	< 0.04	< 0.04	< 0.0023	< 0.0023	< 0.0023	< 0.040	< 0.040	< 0.040	< 0.040	< 0.040	< 0.02	< 0.02	< 0.02	< 0.02	< 0.02	< 0.02	< 0.02	< 0.02	< 0.0200	< 0.040	< 0.040	< 0.0023	**0.0028 J**	< 0.0023
Selenium	0.05	mg/L	< 0.02	< 0.02	< 0.02	< 0.02	< 0.02	< 0.02	< 0.02	< 0.02	< 0.02	< 0.020	< 0.020	< 0.0064	< 0.0064	< 0.0064	< 0.020	< 0.020	< 0.020	< 0.020	< 0.010	< 0.02	< 0.02	< 0.02	< 0.02	< 0.02	< 0.02	< 0.02	< 0.02	< 0.0200	< 0.020	< 0.020	< 0.0064	< 0.0064	< 0.0064
Thallium	0.002	mg/L	< 0.002	< 0.002	< 0.002	< 0.002	< 0.02	< 0.02	< 0.02	< 0.02	< 0.02	< 0.0010	< 0.0010	< 0.00025	< 0.00025	< 0.00025	< 0.0010	< 0.0010	< 0.0010	< 0.0010	< 0.0010	< 0.002	< 0.002	< 0.002	< 0.002	< 0.02	< 0.02	< 0.02	< 0.02	< 0.0200	< 0.0010	< 0.0010	< 0.00025	< 0.00025	< 0.00025
Vanadium (fume or dust)	0.2	mg/L	< 0.01	< 0.01	< 0.01	< 0.01	< 0.01	< 0.01	< 0.01	< 0.01	< 0.01	< 0.010	< 0.010	< 0.0024	< 0.0024	< 0.0024	< 0.010	< 0.010	< 0.010	< 0.010	< 0.010	< 0.01	< 0.01	< 0.01	< 0.01	< 0.01	< 0.01	< 0.01	**0.0108**	< 0.0100	< 0.010	< 0.010	< 0.0024	**0.012**	< 0.0024
Zinc	2	mg/L	< 0.02	< 0.02	< 0.02	< 0.02	**0.0781**	< 0.02	< 0.02	< 0.02	< 0.02	< 0.020	< 0.020	< 0.0087	< 0.0087	**0.0095 J**	< 0.020	< 0.020	< 0.020	< 0.020	< 0.020	< 0.02	< 0.02	< 0.02	**0.0238**	< 0.02	**0.0224**	< 0.02	< 0.02	< 0.0200	< 0.020	< 0.020	< 0.0087	**0.030**	< 0.0087

Notes:
* - Not a HSRA regulated compound
ISCO - *in-situ* chemical oxidation
** - Resampled in August 2007 for VOCs only

Data Qualifier Defintions:
-- - Not analyzed
B (Inorganics) - Estimated analyte concentration
D - Analyte concentration reported from secondary dilution
DB - Analyte concentration reported from secondary dilution; analyte detected in method blank
H - Holding time exceeded for sample
J - Estimated analyte concentration
JB (Organic) - Estimated analyte concentration; analyte detected in method blank
Bold = Exceeds the laboratory detection limit
Bold and shaded - Analyte concentration exceeds the Type 1 RRS

APPENDIX E-3

SUMMARY OF HISTORICAL GROUNDWATER DATA – DECOMMISSIONED MONITORING WELLS

Appendix E-3
Summary of Historical Ground Water Sampling Data - Decommissioned Wells
Atlanta Gas Light Company
Former Manufactured Gas Plant Site
Augusta, Ga

Chemical Name	Type 1 Risk Reduction	Location ID	CP-01				MW-04																	
		Sample Date	1/18/2002	1/18/2002	7/12/2001	1/17/2001	01/13/2009	7/15/2008	1/10/2008	8/21/2007**	7/11/2007	2/13/2007	7/11/2006	1/15/2006	7/21/2005	7/16/2004	1/22/2004	7/20/2003	7/03 DUP	1/20/2003	7/9/2002	1/17/2002	7/11/2001	1/18/2001
		Unit	Pre-ISCO				Post-ISCO								Pre-ISCO									
Volatile Organic Compounds																								
Acetone	4	mg/L	0.025 U	0.025 U	0.025 U	0.025 UJ	< 100 U	< 100	< 50	< 50	--	< 50	50 U	10 U	25 U	25 U	25 U	25 U	25 U	25 U	25 U	25 U	**17 J**	25 U
Benzene	0.005	mg/L	**0.0014**	**0.0013**	**0.0087**	**0.0037**	< 5.0 U	< 5.0	< 5.0	< 5.0	--	< 5	5 U	1.0 U	1.0 U	1.0 U	1.0 U	1.0 U	1.0 U	**0.21 J**	1.0 U	1.0 U	1.0 U	1.0 U
Carbon Disulfide	4	mg/L	0.001 U	0.001 U	0.001 U	0.001 U	< 5.0 U	< 5.0	< 5.0	< 5.0	--	< 5	5 U	1.0 U	1.0 U	1.0 U	1.0 U	1.0 U	1.0 U	1.0 U	1.0 U	1.0 U	1.0 U	1.0 U
Dichloromethane	0.005	mg/L	0.005 U	0.005 U	0.005 U	0.005 U	< 5.0 U	< 5.0	< 5.0	< 5.0	--	< 5	5 U	1.0 U	5.0 U	5.0 U	5.0 U	5.0 U	5.0 U	5.0 U	5.0 U	5.0 U	**0.29 J**	5.0 U
Ethylbenzene	0.7	mg/L	**0.00024 J**	**0.00024 J**	**0.00036 J**	0.00041 U	< 5.0 U	< 5.0	< 5.0	< 5.0	--	< 5	5 U	1.0 U	1.0 U	1.0 U	1.0 U	1.0 U	1.0 U	**0.14 J**	1.0 U	1.0 U	1.0 U	1.0 U
Toluene	1	mg/L	**0.00028 J**	**0.00029 J**	**0.00033 J**	**0.00032 J**	< 5.0 U	< 5.0	< 5.0	< 5.0	--	< 5	5 U	1.0 U	1.0 U	1.0 U	1.0 U	1.0 U	1.0 U	1.0 U	1.0 U	1.0 U	1.0 U	1.0 U
Trichloroethylene	0.005	mg/L	0.001 U	0.001 U	0.001 U	0.001 U	< 5.0 U	< 5.0	< 5.0	< 5.0	--	< 5	5 U	1.0 U	1.0 U	1.0 U	1.0 U	1.0 U	1.0 U	1.0 U	**0.48 J**	1.0 U	1.0 U	1.0 U
Xylenes, total	2	mg/L	**0.0026**	**0.003**	**0.0038**	**0.0042**	< 5.0 U	< 5.0	< 5.0	< 5.0	--	< 5	5 U	2.0 U	2.0 U	2.0 U	2.0 U	2.0 U	2.0 U	2.0 U	2.0 U	2.0 U	2.0 U	2.0 U
Semivolatile Organic Compounds																								
2-Methylnaphthalene	*	mg/L	**0.078 J**	**0.072 J**	**0.066**	**0.11**	--	--	--	--	--	--	--	0.2 U	0.2 U	0.2 U	0.2 U	10 U	10 U	10 U	10 U	10 U	10 U	10 U
Acenaphthene	2	mg/L	**0.056**	**0.055**	**0.064**	**0.086**	< 0.19 U	< 0.19	< 10	--	< 10	< 10	10 U	0.2 U	0.2 U	0.2 U	0.2 U	10 U	10 U	10 U	10 U	10 U	10 U	10 U
Acenaphthylene	0.0002	mg/L	0.01 U	0.01 U	0.01 U	0.01 U	< 0.19 U	< 0.19	< 10	--	< 10	< 10	10 U	0.2 U	0.2 U	0.2 U	0.2 U	10 U	10 U	10 U	10 U	10 U	10 U	10 U
Anthracene	0.0002	mg/L	**0.0021 J**	**0.0022 J**	**0.0018 J**	0.01 U	< 0.19 U	< 0.19	< 10	--	< 10	< 10	10 U	0.2 U	0.2 U	0.2 U	0.2 U	10 U	10 U	10 U	10 U	10 U	10 U	10 U
Benz(a)anthracene	0.0001	mg/L	0.01 U	**0.00037 J**	0.01 U	0.01 U	< 0.19 U	< 0.19	<0.050	--	<0.050	< 0.05	0.05 U	0.2 U	0.2 U	0.2 U	0.2 U	10 U	10 U	10 U	10 U	10 U	10 U	10 U
Benzo(a)pyrene	0.0002	mg/L	0.01 U	0.01 U	0.01 U	0.01 U	< 0.19 U	< 0.19	<0.050	--	<0.050	< 0.05	0.05 U	0.2 U	0.2 U	0.2 U	0.2 U	10 U	10 U	10 U	10 U	10 U	10 U	10 U
Benzo(b)fluoranthene	0.0002	mg/L	0.01 U	0.01 U	0.01 U	0.01 U	< 0.19 U	< 0.19	<0.10	--	<0.10	< 0.1	0.1 U	0.2 U	0.2 U	0.2 U	0.2 U	10 U	10 U	10 U	10 U	10 U	10 U	10 U
Benzo(g,h,i)perylene	DL	mg/L	0.01 U	0.01 U	0.01 U	0.01 U	< 0.19 U	< 0.19	< 10	--	< 10	< 10	10 U	0.2 U	0.2 U	0.2 U	0.2 U	10 U	10 U	10 U	10 U	10 U	10 U	10 U
Benzo(k)fluoranthene	DL	mg/L	0.01 U	0.01 U	0.01 U	0.01 U	< 0.19 U	< 0.19	< 10	--	< 10	< 10	10 U	0.2 U	0.2 U	0.2 U	0.2 U	10 U	10 U	10 U	10 U	10 U	10 U	10 U
Chrysene	0.0002	mg/L	0.01 U	0.01 U	0.01 U	0.01 U	< 0.19 U	< 0.19	<0.050	--	<0.050	< 0.05	0.05 U	0.2 U	0.2 U	0.2 U	0.2 U	10 U	10 U	10 U	10 U	10 U	10 U	10 U
Dibenzo(a,h)anthracene	0.003	mg/L	0.01 U	0.01 U	0.01 U	0.01 U	< 0.19 U	< 0.19	<0.10	--	<0.10	< 0.1	0.1 U	0.2 U	0.2 U	0.2 U	0.2 U	10 U	10 U	10 U	10 U	10 U	10 U	10 U
Dibenzofuran	0.001	mg/L	**0.0069 J**	**0.0072 J**	**0.0073 J**	**0.012**	--	--	--	--	--	--	--	1.0 U	0.2 U	0.2 U	0.2 U	10 U	10 U	10 U	10 U	10 U	10 U	10 U
Fluoranthene	1	mg/L	**0.0016 J**	**0.0019 J**	**0.002 J**	**0.005 J**	< 0.19 U	< 0.19	< 10	--	< 10	< 10	10 U	0.2 U	0.2 U	0.2 U	0.2 U	10 U	10 U	10 U	10 U	10 U	10 U	10 U
Fluorene	1	mg/L	**0.019**	**0.018**	**0.02**	**0.032**	< 0.19 U	< 0.19	< 10	--	< 10	< 10	10 U	0.2 U	0.2 U	0.2 U	0.2 U	10 U	10 U	10 U	10 U	10 U	10 U	10 U
Indeno(1,2,3-cd)pyrene	0.0004	mg/L	0.01 U	0.01 U	0.01 U	0.01 U	< 0.19 U	< 0.19	<0.050	--	<0.050	< 0.05	0.05 U	0.2 U	0.2 U	0.2 U	0.2 U	10 U	10 U	10 U	10 U	10 U	10 U	10 U
Naphthalene	0.02	mg/L	0.01 U	0.01 U	**0.0013 J**	0.01 U	0.027 J	< 0.19	< 10	--	< 10	< 10	10 U	0.2 U	0.2 U	0.2 U	0.2 U	10 U	10 U	10 U	10 U	10 U	10 U	10 U
Phenanthrene	10	mg/L	**0.018**	**0.017**	**0.02**	**0.028**	< 0.19 U	< 0.19	< 10	--	< 10	< 10	10 U	0.2 U	0.2 U	0.2 U	0.2 U	10 U	10 U	10 U	10 U	10 U	10 U	10 U
Pyrene	1	mg/L	**0.0013 J**	**0.0017 J**	**0.0027 J**	**0.0038 J**	0.022 J	0.095 J	< 10	--	< 10	< 10	10 U	0.2 U	0.2 U	0.2 U	0.2 U	10 U	10 U	10 U	10 U	10 U	10 U	10 U
Inorganic Compounds																								
Aluminum (fume or dust)	*	mg/L	0.041 U	0.035 U	0.2 U	**0.13 J**	--	--	--	--	--	--	--	0.2 U	0.2 U	0.2 U	0.2 U	0.2 U	0.2 U	**0.37**	0.2 U	**0.034 B**	**0.059 B**	**0.093 B**
Antimony	0.01	mg/L	0.02 U	0.02 U	0.02 U	0.02 U	< 0.020 U	< 0.020	< 0.0200	--	< 0.020	< 0.02	0.02 U	0.01 U	0.006 U	0.006 U	0.02 U	0.02 U	0.02 U	0.02 U	0.02 U	0.02 U	0.02 U	**0.0057 B**
Arsenic	0.05	mg/L	0.01 U	0.01 U	0.01 U	**0.0069 J**	< 0.010 U	< 0.010	<0.0500	--	<0.050	< 0.05	0.05 U	0.01 U	0.01 U	0.01 U	0.01 U	0.01 U	0.01 U	0.01 U	0.01 U	**0.0045 B**	**0.0053 B**	0.01 U
Barium	2	mg/L	**0.32**	**0.32**	**0.27**	**0.32**	0.038	**0.14**	**0.0428**	--	**0.0727**	**0.0479**	**0.0509**	0.2 U	**0.0907**	**0.13**	**0.077**	**0.07**	**0.07**	**0.084**	**0.073**	**0.091**	**0.1**	**0.12**
Beryllium	0.004	mg/L	0.004 U	0.004 U	0.004 U	0.00072 U	< 0.0040 U	< 0.0040	< 0.0100	--	< 0.010	< 0.01	0.01 U	0.005 U	0.004 U	0.004 U	0.004 U	0.004 U	0.004 U	0.004 U	0.004 U	**0.00073 B**	0.004 U	0.004 U
Cadmium	0.005	mg/L	0.005 U	0.005 U	0.005 U	0.005 U	< 0.0050 U	< 0.0050	< 0.0050	--	< 0.0050	< 0.005	0.005 U	0.002 U	0.005 U	0.005 U	0.005 U	0.005 U	0.005 U	0.005 U	0.005 U	0.005 U	0.005 U	0.005 U
Calcium metal	*	mg/L	**170**	**170**	**140**	**160**	--	--	--	--	--	--	--	**9.98**	**8.04**	**34**	**17**	**17**	**18**	**16**	**17**	**19**	**18**	**20**
Chromium	0.1	mg/L	0.01 U	0.01 U	0.01 U	0.01 U	< 0.010 U	< 0.010	< 0.0100	--	< 0.010	< 0.01	0.01 U	0.005 U	0.01 U	0.01 U	0.01 U	0.01 U	0.01 U	0.01 U	0.01 U	0.01 U	0.01 UN	0.01 U
Cobalt	*	mg/L	0.01 U	0.01 U	0.01 U	**0.0014 J**	--	--	--	--	--	--	--	0.007 U	0.01 U	0.01 U	0.01 U	0.01 U	0.01 U	0.01 U	0.01 U	0.01 U	0.01 U	0.01 U
Copper	1.3	mg/L	0.0015 U	0.0017 U	0.02 U	**0.0068 J**	0.0026 J	0.0022 J	< 0.0100	--	< 0.010	< 0.01	0.01 U	0.025 U	0.02 U	0.02 U	0.02 U	0.02 U	0.02 U	**0.0021 B**	0.02 U	0.02 U	0.02 UN	**0.00096 B**
Cyanide	0.2	mg/L	**0.27**	**0.32**	**0.16**	**0.33**	< 0.010 U	0.0067 J	< 0.010	--	< 0.010	< 0.01	0.01 U	0.01 U	0.01 U	**0.019**	0.01 U	0.015 U	0.015 U	0.01 U	**0.0055 J**	**0.0076 B**	**0.0082 B**	**0.0057 B**
Iron	*	mg/L	**12**	**12**	**11**	**15**	--	--	--	--	--	--	--	--	--	--	--	--	--	--	--	--	--	--
Lead	0.015	mg/L	0.005 U	0.0024 U	0.005 U	0.0045 U	< 0.0050 U	< 0.0050	< 0.0100	--	< 0.010	< 0.01	0.01 U	0.003 U	0.005 U	0.005 U	0.005 U	0.005 U	0.005 U	**0.0016 B**	0.005 U	0.005 U	**0.0018 B**	0.005 U
Magnesium	*	mg/L	**19**	**19**	**15**	**18**	--	--	--	--	--	--	--	5 U	**2.54**	**6.1**	**2.1**	**2.4**	**2.5**	**1.9**	**1.6**	**2**	**1.8**	**2.1**
Manganese	*	mg/L	**0.86**	**0.86**	**0.74**	**0.88**	--	--	--	--	--	--	--	--	--	--	--	--	--	--	--	--	--	--
Mercury	0.002	mg/L	0.0002 U	0.0002 U	0.0002 U	0.00020 U	0.00012 J	< 0.00020	< 0.00020	--	< 0.00020	< 0.0002	0.0002 U	0.0002 U	0.0002 U	0.0002 U	0.0002 U	0.0002 U	0.0002 U	**0.000098 B**	0.0002 U	0.0002 U	0.0002 U	0.00020 U
Nickel	0.1	mg/L	0.04 U	0.04 U	0.04 U	0.04 U	< 0.040 U	< 0.040	< 0.0200	--	< 0.020	< 0.02	0.02 U	0.04 U	0.04 U	0.04 U	0.04 U	0.04 U	0.04 U	0.04 U	0.04 U	0.04 U	0.04 U	0.04 U
Potassium	*	mg/L	**7.4**	**7.5**	**7.1**	**7.9**	--	--	--	--	--	--	--	5 U	**1.75**	**5.8**	**4.3**	**4.1**	**4.4**	**3.9**	**4.2**	**4.5 N**	**5.9**	**4.0**
Selenium	0.05	mg/L	0.01 U	0.01 U	0.01 U	0.01 U	< 0.010 U	< 0.010	< 0.0200	--	< 0.020	< 0.02	0.02 U	0.005 U	0.01 U	0.01 U	0.01 U	0.01 U	0.01 U	0.01 U	0.01 U	0.01 U	0.01 U	0.01 U
Sodium	*	mg/L	**8.7**	**9.1**	**7.9**	**9.4**	--	--	--	--	--	--	--	**12.6**	**12.9**	**5**	**2.5**	**4.9**	**5**	**3.6**	**2.5**	**2.9**	**3.4**	**3.8**
Thallium	0.002	mg/L	0.002 UW	0.002 UJ	0.002 UW	0.002 U	< 0.0010 U	< 0.0010	< 1.00	--	< 1.00	< 0.01	0.001 U	0.001 U	0.001 U	0.001 U	0.001 U	0.002 U	0.002 U	0.002 UWN	0.002 UJ	0.002 U	0.002 U	0.002 U
Vanadium (fume or dust)	0.2	mg/L	0.01 U	0.01 U	0.01 U	0.01 U	< 0.010 U	< 0.010	< 0.0100	--	< 0.010	< 0.01	0.01 U	0.007 U	0.01 U	0.01 U	0.01 U	0.01 U	0.01 U	0.01 U	0.01 U	0.01 U	0.01 U	0.01 U
Zinc	2	mg/L	0.02 U	0.02 U	0.02 U	0.008 U	0.013 J	**0.061**	< 0.0200	--	< 0.020	< 0.02	0.02 U	0.02 U	0.02 U	0.02 U	0.02 U	**0.03**	**0.03**	**0.0091 B**	**0.0065 J**	**0.011 B**	**0.014 B**	**0.021**

Notes:

-- - Not analyzed
* - Not a HSRA regulated compound
B (Inorganics) - Estimated analyte concentration
Bold - analyte detected
Bold and shaded - Analyte concentration exceeds the Type 1 RRS
D - Analyte concentration reported from secondary dilution
DB - Analyte concentration reported from secondary dilution; analyte detected in method blank
J - Estimated analyte concentration
JB (Organic) - Estimated analyte concentration; analyte detected in method blank
JM (Organic) - Estimated analyte concentration; spike sample recovery outside control limits
M (Organic) - Spike sample recovery outside control limits
N - Spike sample recovery outside of control limits
RRS - Risk Reduction Standard
U - Analyte not detected at referenced detection limit
UJ - Analyte not detected; low method bias and/or matrix interference
UN - Analyte not detected; spiked sample recovery outside of control limits
UR - Analyte not detected; data rejected
UWN - Analyte not detected; post digestion spike and spike sample recovery outside control limits

Appendix E-3
Summary of Historical Ground Water Sampling Data - Decommissioned Wells
Atlanta Gas Light Company
Former Manufactured Gas Plant Site
Augusta, Ga

Chemical Name	Type 1 Risk Reduction	Location ID	MW-06			MW-07							MW-08				MW-09			MW-10		
		Sample Date	1/21/2002	7/12/2001	1/23/2001	4/4/2002	3/8/2002	3/8/2002	1/21/2002	7/12/2001	7/12/2001	1/16/2001	4/4/2002	1/22/2002	7/16/2001	1/16/2001	1/22/2002	7/16/2001	1/23/2001	1/21/2002	7/12/2001	1/17/2001
		Unit	Pre-ISCO			Pre-ISCO							Pre-ISCO				Pre-ISCO			Pre-ISCO		
Volatile Organic Compounds																						
Acetone	4	mg/L	2.5 U	5 U	0.25 U	--	--	0.025 U	0.12 U	**0.016 J**	**0.019 J**	0.025 UJ	--	2.5 U	2.5 U	0.62 U	5 U	**0.085 J**	0.025 U	**0.024 J**	0.025 U	0.025 U
Benzene	0.005	mg/L	**21 D**	**15**	**18 D**	**0.012**	--	**0.00042 J**	**1.8 D**	**0.75 D**	**0.62 D**	**0.15**	**11**	**25 D**	**15**	**17 D**	**23**	**23 D**	**2.4 D**	**0.68 D**	**1.1 D**	**0.0024**
Carbon Disulfide	4	mg/L	0.1 U	0.2 U	0.01 U	--	--	0.001 U	0.005 U	0.001 U	0.001 U	0.001 U	--	0.1 U	0.1 U	0.025 U	0.2 U	0.005 U	0.001 U	0.001 U	0.001 U	**0.0028**
Dichloromethane	0.005	mg/L	0.5 U	1 U	0.05 U	0.005 U	--	0.005 U	0.025 U	0.005 U	0.005 U	0.005 U	0.5 U	0.5 U	0.5 U	0.12 U	1 U	0.025 U	0.005 U	0.005 U	0.005 U	0.005 U
Ethylbenzene	0.7	mg/L	**4.8**	**4.5**	**5.5 D**	**0.00065 J**	--	0.001 U	**0.56**	**0.3 D**	**0.24 D**	**0.07**	**2.3**	**4.5**	**3.8**	**4.7**	**3.9**	**3.5 D**	**1.2 D**	**0.0019**	**0.017**	**0.00012 J**
Toluene	1	mg/L	**3.7**	**3.3**	**6.4 D**	**0.0024**	--	0.001 U	**0.17**	**0.062**	**0.066**	**0.017**	**0.58**	**2.8**	**0.56**	**2.3**	**11**	**16 D**	**0.54 D**	0.001 U	**0.00054 J**	0.001 U
Trichloroethylene	0.005	mg/L	0.1 U	0.2 U	0.01 U	0.001 U	--	0.001 U	0.005 U	0.001 U	0.001 U	0.001 U	**0.085 J**	0.1 U	0.1 U	0.025 U	0.2 U	0.005 U	0.001 U	0.001 U	0.001 U	0.001 U
Xylenes, total	2	mg/L	**3.7**	**3.7**	**4.5**	--	--	0.002 U	**0.39**	**0.15**	**0.16**	**0.062**	--	**3.6**	**3.2**	**4.4**	**3.7**	**5.8 D**	**0.73 D**	**0.0083**	**0.015**	**0.0033**
Semivolatile Organic Compounds																						
2-Methylnaphthalene	*	mg/L	**0.67 D**	**0.77**	**1**	--	--	**0.0011 J**	**0.11**	**0.035**	**0.038**	**0.019**	--	**0.66**	**0.53**	**0.61**	**0.77**	**0.86**	**0.58**	**0.056**	**0.062**	**0.03**
Acenaphthene	2	mg/L	**0.072**	**0.11 J**	**0.1**	**0.0088 J**	--	**0.0012 J**	**0.029 J**	**0.021**	**0.022**	**0.016**	**0.12**	**0.12**	**0.1**	**0.11**	**0.039 J**	**0.075**	**0.063**	**0.052**	**0.068**	**0.048**
Acenaphthylene	0.0002	mg/L	**0.057**	**0.085 J**	**0.18**	**0.007 J**	--	**0.0015 J**	**0.046 J**	**0.031**	**0.032**	**0.018**	**0.0067 J**	**0.0087 J**	**0.0032 J**	**0.011 J**	**0.14**	**0.14**	**0.057**	0.01 U	0.01 U	0.01 U
Anthracene	0.0002	mg/L	**0.0045 J**	0.5 U	**0.0069 J**	**0.00062 J**	--	**0.00055 J**	0.1 U	**0.0022 J**	**0.0027 J**	**0.0014 J**	**0.0044 J**	**0.0036 J**	**0.0047 J**	**0.0043 J**	**0.0054 J**	**0.0082 J**	**0.0043 J**	**0.00041 J**	**0.00052 J**	0.01 U
Benz(a)anthracene	0.0001	mg/L	0.01 U	0.5 U	0.05 U	0.01 U	--	0.01 U	0.1 U	0.01 U	0.01 U	0.01 U	0.05 U	0.1 U	0.05 U	0.05 U	0.1 U	0.05 U	**0.022 J**	0.01 U	0.01 U	0.01 U
Benzo(a)pyrene	0.0002	mg/L	0.01 U	0.5 U	0.05 U	0.01 U	--	0.01 U	0.1 U	0.01 U	0.01 U	0.01 U	0.05 U	0.1 U	0.05 U	0.05 U	0.1 U	0.05 U	**0.023 J**	0.01 U	0.01 U	0.01 U
Benzo(b)fluoranthene	0.0002	mg/L	0.01 U	0.5 U	0.05 U	0.01 U	--	0.01 U	0.1 U	0.01 U	0.01 U	0.01 U	0.05 U	0.1 U	0.05 U	0.05 U	0.1 U	0.05 U	**0.032 J**	0.01 U	0.01 U	0.01 U
Benzo(g,h,i)perylene	0.0002	mg/L	0.01 U	0.5 U	0.05 U	0.01 U	--	0.01 U	0.1 U	0.01 U	0.01 U	0.01 U	0.05 U	0.1 U	0.05 U	0.05 U	0.1 U	0.05 U	**0.0086 J**	0.01 U	0.01 U	0.01 U
Benzo(k)fluoranthene	0.0002	mg/L	0.01 U	0.5 U	0.05 U	0.01 U	--	0.01 U	0.1 U	0.01 U	0.01 U	0.01 U	0.05 U	0.1 U	0.05 U	0.05 U	0.1 U	0.05 U	**0.026 J**	0.01 U	0.01 U	0.01 U
Chrysene	0.0002	mg/L	0.01 U	0.5 U	0.05 U	0.01 U	--	0.01 U	0.1 U	0.01 U	0.01 U	0.01 U	0.05 U	0.1 U	0.05 U	**0.0045 J**	0.1 U	0.05 U	0.05 U	0.01 U	0.01 U	0.01 U
Dibenzo(a,h)anthracene	0.003	mg/L	0.01 U	0.5 U	0.05 U	0.01 U	--	0.01 U	0.1 U	0.01 U	0.01 U	0.01 U	0.05 U	0.1 U	0.05 U	**0.0048 J**	0.1 U	0.05 U	**0.009 J**	0.01 U	0.01 U	0.01 U
Dibenzofuran	0.001	mg/L	**0.0049 J**	0.5 U	**0.011 J**	--	--	0.01 U	**0.0033 J**	**0.0023 J**	**0.0025 J**	**0.0017 J**	--	**0.0066 J**	0.05 U	**0.0055 J**	**0.0088 J**	**0.0098 J**	**0.0086 J**	**0.00078 J**	**0.00086 J**	0.01 U
Fluoranthene	1	mg/L	**0.0016 J**	0.5 U	**0.0024 J**	0.01 U	--	0.01 U	0.1 U	**0.00094 J**	**0.001 J**	**0.00076 J**	**0.0019 J**	0.1 U	**0.002 J**	**0.0019 J**	**0.0039 J**	**0.0047 J**	**0.0017 J**	0.01 U	0.01 U	0.01 U
Fluorene	1	mg/L	**0.02**	**0.029 J**	**0.048 J**	**0.0047 J**	--	**0.00052 J**	**0.013 J**	**0.011**	**0.012**	**0.0077 J**	**0.026 J**	**0.028 J**	**0.027 J**	**0.027 J**	**0.031 J**	**0.043 J**	**0.039 J**	**0.006 J**	**0.0076 J**	**0.0046 J**
Indeno(1,2,3-cd)pyrene	0.0004	mg/L	0.01 U	0.5 U	0.05 U	0.01 U	--	0.01 U	0.1 U	0.01 U	0.01 U	0.01 U	0.05 U	0.1 U	0.05 U	0.05 U	0.1 U	0.05 U	**0.0083 J**	0.01 U	0.01 U	0.01 U
Naphthalene	0.02	mg/L	**7.4 D**	**12**	**9.5 D**	**0.11**	--	**0.0059 J**	**1.7**	**0.66 D**	**0.72 D**	**0.19**	**4 D**	**7 D**	**4.1 D**	**7 D**	**7 D**	**6.8 D**	**3.4 D**	**0.039**	**0.11**	**0.068**
Phenanthrene	*	mg/L	**0.026**	**0.026 J**	**0.04 J**	**0.0027 J**	--	**0.00071 J**	**0.0093 J**	**0.009 J**	**0.0091 J**	**0.0044 J**	**0.026 J**	**0.026 J**	**0.024 J**	**0.027 J**	**0.032 J**	**0.033 J**	**0.027 J**	**0.0022 J**	**0.0026 J**	**0.0012 J**
Pyrene	1	mg/L	**0.0019 J**	0.5 U	0.05 U	0.01 U	--	0.01 U	0.1 U	**0.0019 J**	**0.0022 J**	**0.001 J**	**0.0028 J**	0.1 U	**0.0033 J**	**0.003 J**	**0.0055 J**	**0.0082 J**	0.05 U	0.01 U	0.01 U	0.01 U
Inorganic Compounds																						
Aluminum (fume or dust)	*	mg/L	0.2 U	**0.04 B**	**0.04 B**	--	--	--	0.2 U	0.2 U	0.2 U	**0.086 B**	--	0.2 U	**0.057 B**	0.2 U	0.2 U	**1.0**	**0.57**	0.2 U	0.2 U	**0.12 B**
Antimony	0.01	mg/L	0.02 U	0.02 U	0.02 U	--	--	--	0.02 U	0.02 U	0.02 U	**0.0060 B**	--	0.02 U	0.02 U	**0.0065 B**	0.02 U	0.02 U	0.02 U	0.02 U	0.02 U	0.02 U
Arsenic	0.05	mg/L	0.01 U	0.01 U	0.01 U	--	--	--	0.01 U	0.01 U	0.01 U	0.01 U	--	0.01 U	0.01 U	0.01 U	0.01 U	0.01 U	**0.0034 B**	0.01 U	0.01 U	0.01 U
Barium	2	mg/L	**0.48**	**0.39**	**0.38**	--	--	--	**0.18**	**0.09**	**0.085**	**0.059**	--	**1**	**0.87**	**0.92**	**0.45**	**0.48**	**0.31**	**0.45**	**0.45**	**0.46**
Beryllium	0.004	mg/L	0.004 U	0.004 U	0.004 U	--	--	--	0.004 U	0.004 U	0.004 U	**0.0023 B**	--	0.004 U	0.004 U	**0.0023 B**	0.004 U	0.004 U	0.004 U	0.004 U	0.004 U	**0.0022 B**
Cadmium	0.005	mg/L	0.005 U	0.005 U	0.005 U	--	--	--	0.005 U	0.005 U	0.005 U	0.005 U	--	0.005 U	**0.00075 B**	0.005 U	0.005 U	0.005 U	0.005 U	0.005 U	0.005 U	0.005 U
Calcium metal	*	mg/L	**79**	**77**	**72**	--	--	--	**120**	**95**	**90**	**87**	--	**33**	**27**	**28**	**73**	**74**	**57**	**21**	**20**	**20**
Chromium	0.1	mg/L	0.01 U	0.01 U	0.01 U	--	--	--	0.01 U	0.01 U	0.01 U	0.01 U	--	0.01 U	0.01 U	0.01 U	0.01 U	0.01 U	0.01 U	0.01 U	0.01 U	0.01 U
Cobalt	*	mg/L	0.01 U	0.01 U	0.01 U	--	--	--	**0.0066 B**	**0.0053 B**	**0.0042 B**	**0.0073 B**	--	**0.018**	**0.016**	**0.015**	**0.0021 B**	**0.0017 B**	0.01 U	**0.0069 B**	**0.0084 B**	**0.0085 B**
Copper	1.3	mg/L	**0.00096 B**	0.02 U	0.02 U	--	--	--	**0.003 B**	**0.0034 B**	**0.0032 B**	**0.0051 B**	--	**0.0011 B**	0.02 U	0.02 U	0.02 U	**0.0029 B**	**0.0035 B**	**0.0014 B**	0.02 U	0.02 U
Cyanide	0.2	mg/L	**0.048**	**0.034**	**0.029**	--	**4.1**	**10**	**1.9**	**1.5**	**1.7**	**2.9**	--	**0.036**	**0.043**	**0.046**	**0.037**	**0.038**	**0.036**	**0.011**	**0.0096 B**	**0.017**
Iron	*	mg/L	**9.8**	**9.8**	**9.3**	--	--	--	**6.4**	**5.0**	**4.5**	**3.8**	--	**110**	**93**	**98**	**21**	**23**	**12**	**75**	**83**	**84**
Lead	0.015	mg/L	0.005 U	0.005 U	0.005 U	--	--	--	0.005 U	0.005 U	0.005 U	**0.0021 B**	--	0.005 U	0.005 U	**0.002 B**	0.005 U	0.005 U	**0.0019 B**	0.005 U	0.005 U	0.005 U
Magnesium	*	mg/L	**69**	**71**	**64**	--	--	--	**9.7**	**6.7**	**6.4**	**5.7**	--	**36**	**29**	**31**	**36**	**35**	**18**	**20**	**19**	**19**
Manganese	*	mg/L	**2.6**	**2.7**	**2.6**	--	--	--	**1.2**	**0.63**	**0.59**	**0.3**	--	**5.4**	**4.6**	**4.9**	**1.2**	**1.5**	**0.56**	**1.6**	**1.7**	**1.8**
Mercury	0.002	mg/L	0.0002 U	0.0002 U	0.00020 U	--	--	--	0.0002 U	0.0002 U	0.0002 U	0.00020 U	--	0.0002 U	0.0002 U	0.00020 U	0.0002 U	0.0002 U	0.00020 U	0.0002 U	0.0002 U	0.00020 U
Nickel	0.1	mg/L	0.04 U	0.04 U	0.04 U	--	--	--	0.04 U	0.04 U	0.04 U	0.04 U	--	0.04 U	0.04 U	0.04 U	0.04 U	0.04 U	0.04 U	0.04 U	0.04 U	0.04 U
Potassium	*	mg/L	**1.8**	**1.7**	**1.7**	--	--	--	**6.8**	**5.7**	**5.4**	**4.3**	--	**3.2**	**2.7**	**3.2**	**9.1**	**8.6**	**5.1**	**2.8**	**2.6**	**3.2**
Selenium	0.05	mg/L	0.01 U	0.01 U	0.01 U	--	--	--	0.01 U	0.01 U	0.01 U	0.01 U	--	0.01 U	0.01 U	0.01 U	0.01 U	0.01 U	0.01 U	0.01 U	0.01 U	0.01 U
Sodium	*	mg/L	**59**	**58**	**58**	--	--	--	**14**	**7.9**	**7.5**	**6.2**	--	**30**	**32**	**31**	**19**	**20**	**10**	**59**	**57**	**51**
Thallium	0.002	mg/L	0.002 U	0.002 U	0.002 U	--	--	--	0.002 U	0.002 U	0.002 U	0.002 U	--	0.002 U	0.002 U	0.002 UW	0.002 U	0.002 U	0.002 UW	0.002 U	0.002 U	0.002 UW
Vanadium (fume or dust)	0.2	mg/L	0.01 U	0.01 U	0.01 U	--	--	--	0.01 U	0.01 U	0.01 U	0.01 U	--	0.01 U	0.01 U	**0.0034 B**	0.01 U	**0.0025 B**	0.01 U	0.01 U	0.01 U	**0.0027 B**
Zinc	2	mg/L	0.02 U	0.02 U	0.02 U	--	--	--	**0.0066 B**	0.02 U	0.02 U	0.02 U	--	**0.012 B**	0.02 U	0.02 U	**0.0064 B**	**0.073**	**0.039**	**0.008 B**	0.02 U	0.02 U

Notes:

-- - Not analyzed
* - Not a HSRA regulated compounds
B (Inorganics) - Estimated analyte concentration
Bold - analyte detected
Bold and shaded - Analyte concentration exceeds the Type 1 RRS
D - Analyte concentration reported from secondary dilution
DB - Analyte concentration reported from secondary dilution; analyte detected in method blank
J - Estimated analyte concentration
JB (Organic) - Estimated analyte concentration; analyte detected in method blank
JM (Organic) - Estimated analyte concentration; spike sample recovery outside control limits
M (Organic) - Spike sample recovery outside control limits
N - Spike sample recovery outside of control limits
RRS - Risk Reduction Standard
U - Analyte not detected at referenced detection limit
UJ - Analyte not detected; low method bias and/or matrix interference
UN - Analyte not detected; spiked sample recovery outside of control limits
UR - Analyte not detected; data rejected
UWN - Analyte not detected; post digestion spike and spike sample recovery outside control limits

Appendix E-3
Summary of Historical Ground Water Sampling Data - Decommissioned Wells
Atlanta Gas Light Company
Former Manufactured Gas Plant Site
Augusta, Ga

Chemical Name	Type 1 Risk Reduction	Location ID	MW-11																									
		Sample Date	1/16/2012	7/5/2011	1/17/2011	7/13/2010	1/5/2010	7/21/2009	1/13/2009	7/15/2008	1/10/2008	8/21/2007**	7/11/2007	2/14/2007	7/11/2006	1/10/2006	7/21/2005	1/18/2005	7/16/2004	1/22/2004	7/18/2003	1/20/2003	7/9/2002	7/9/2002	4/3/2002	1/17/2002	7/11/2001	1/24/2001
		Unit	Post ISCO														Pre-ISCO											
Volatile Organic Compounds																												
Acetone	4	µg/L	< 5.0	< 5.0	< 5.0	< 100	< 100	< 100	< 100	< 100	< 50	< 50	--	< 50	50 U	10 U	25 U	25 U	25 U	25 U	25 U	**140**	25 U	25 U	--	25 U	**20 J**	25 U
Benzene	0.005	µg/L	< 0.25	< 0.25	**0.29 J**	< 5.0	< 5.0	< 5.0	< 5.0	< 5.0	< 5.0	< 5.0	--	< 5	5 U	1.0 U	1.0 U	1.0 U	1.0 U	1.0 U	1.0 U	**0.39 J**	1.0 U	1.0 U	1.0 U	1.0 U	**0.17 J**	1.0 U
Carbon Disulfide	4	µg/L	< 0.60	< 0.60	< 0.60	< 5.0	< 5.0	< 5.0	< 5.0	< 5.0	< 5.0	< 5.0	--	< 5	5 U	1.0 U	1.0 U	1.0 U	1.0 U	1.0 U	**10**	1.0 U	1.0 U	1.0 U	--	1.0 U	**0.79 J**	1.0 U
Ethylbenzene	0.7	µg/L	< 0.11	< 0.11	**0.12 J**	< 5.0	< 5.0	< 5.0	< 5.0	< 5.0	< 5.0	< 5.0	--	< 5	5 U	1.0 U	1.0 U	1.0 U	1.0 U	1.0 U	1.0 U	**0.13 J**	1.0 U	1.0 U	1.0 U	1.0 U	1.0 U	1.0 U
Methylene Chloride	0.005	µg/L	< 1.0	**3.5 J B**	< 1.0	< 5.0	< 5.0	< 5.0	< 5.0	< 5.0	< 5.0	< 5.0	--	< 5	5 U	1.0 U	5.0 U	5.0 U	5.0 U	5.0 U	5.0 U	5.0 U	**0.38 J**	5.0 U	5.0 U	5.0 U	5.0 U	**1.1 JB**
Toluene	1	µg/L	< 0.33	< 0.33	< 0.33	< 5.0	< 5.0	< 5.0	< 5.0	< 5.0	< 5.0	< 5.0	--	< 5	5 U	1.0 U	1.0 U	1.0 U	1.0 U	1.0 U	1.0 U	**0.32 J**	**0.47 J**	**0.36 J**	1.0 U	**0.39 J**	**0.44 J**	1.0 U
Trichloroethylene	0.005	µg/L	< 0.13	< 0.13	< 0.13	< 5.0	< 5.0	< 5.0	< 5.0	< 5.0	< 5.0	< 5.0	--	< 5	5 U	1.0 U	1.0 U	1.0 U	1.0 U	1.0 U	1.0 U	1.0 U	1.0 U	1.0 U	1.0 U	1.0 U	**0.83 J**	1.0 U
Xylenes, total	2	µg/L	< 0.20	< 0.20	< 0.20	< 5.0	< 5.0	< 5.0	< 5.0	< 5.0	< 5.0	< 5.0	--	< 5	5 U	2.0 U	2.0 U	2.0 U	2.0 U	2.0 U	2.0 U	**0.14 JB**	2.0 U	2.0 U	--	2.0 U	2.0 U	2.0 U
Semivolatile Organic Compounds																												
2-Methylnaphthalene	*	µg/L	--	--	--	--	--	--	--	--	--	--	--	--	--	0.2 U	0.2 U	0.2 U	0.2 U	0.2 U	10 U	10 U	10 U	10 U	--	10 U	10 U	10 U
Acenaphthene	2,000	µg/L	< 0.099	< 0.12	< 0.099	< 0.19	< 0.19	< 0.19	< 0.19	< 0.19	< 10	--	< 10	< 10	10 U	0.2 U	0.2 U	0.2 U	0.2 U	0.2 U	10 U	10 U	10 U	10 U	10 U	10 U	10 U	10 U
Acenaphthylene	10	µg/L	< 0.099	< 0.12	< 0.099	< 0.19	< 0.19	< 0.19	< 0.19	< 0.19	< 10	--	< 10	< 10	10 U	0.2 U	0.2 U	0.2 U	0.2 U	0.2 U	10 U	10 U	10 U	10 U	10 U	10 U	10 U	10 U
Anthracene	10	µg/L	< 0.099	< 0.12	< 0.099	< 0.19	< 0.19	< 0.19	< 0.19	< 0.19	< 10	--	< 10	< 10	10 U	0.2 U	0.2 U	0.2 U	0.2 U	0.2 U	10 U	10 U	10 U	10 U	10 U	10 U	10 U	10 U
Benz(a)anthracene	0.1	µg/L	< 0.099	< 0.12	< 0.099	< 0.19	< 0.19	< 0.19	< 0.19	< 0.19	< 0.050	--	< 0.05	**0.23**	0.05 U	0.2 U	0.2 U	0.2 U	0.2 U	0.2 U	10 U	10 U	10 U	10 U	10 U	10 U	10 U	10 U
Benzo(a)pyrene	0.2	µg/L	< 0.099	< 0.12	< 0.099	< 0.19	< 0.19	< 0.19	< 0.19	< 0.19	< 0.050	--	< 0.05	**0.06**	0.05 U	0.2 U	0.2 U	0.2 U	0.2 U	0.2 U	10 U	10 U	10 U	10 U	10 U	10 U	10 U	10 U
Benzo(b)fluoranthene	0.2	µg/L	< 0.099	< 0.12	< 0.099	< 0.19	< 0.19	< 0.19	< 0.19	< 0.19	< 0.10	--	< 0.1	< 0.1	0.1 U	0.2 U	0.2 U	0.2 U	0.2 U	0.2 U	10 U	10 U	10 U	10 U	10 U	10 U	10 U	10 U
Benzo(g,h,i)perylene	10	µg/L	< 0.099	< 0.12	< 0.099	< 0.19	< 0.19	< 0.19	< 0.19	< 0.19	< 10	--	< 10	< 10	10 U	0.2 U	0.2 U	0.2 U	0.2 U	0.2 U	10 U	10 U	10 U	10 U	10 U	10 U	10 U	10 U
Benzo(k)fluoranthene	10	µg/L	< 0.099	< 0.12	< 0.099	< 0.19	< 0.19	< 0.19	< 0.19	< 0.19	< 10	--	< 10	< 10	10 U	0.2 U	0.2 U	0.2 U	0.2 U	0.2 U	10 U	10 U	10 U	10 U	10 U	10 U	10 U	10 U
Chrysene	0.2	µg/L	< 0.045	< 0.056	< 0.044	< 0.19	< 0.19	< 0.19	< 0.19	< 0.19	< 0.050	--	< 0.05	**0.18**	0.05 U	0.2 U	0.2 U	0.2 U	0.2 U	0.2 U	10 U	10 U	10 U	10 U	10 U	10 U	10 U	10 U
Dibenzo(a,h)anthracene	0.3	µg/L	< 0.099	< 0.12	< 0.099	< 0.19	< 0.19	< 0.19	< 0.19	< 0.19	< 0.10	--	< 0.1	< 0.1	0.1 U	0.2 U	0.2 U	0.2 U	0.2 U	0.2 U	10 U	10 U	10 U	10 U	10 U	10 U	10 U	10 U
Dibenzofuran	1	µg/L	--	--	--	--	--	--	--	--	--	--	--	--	--	1.0 U	0.2 U	0.2 U	0.2 U	0.2 U	10 U	10 U	10 U	10 U	--	10 U	10 U	10 U
Fluoranthene	1,000	µg/L	< 0.099	< 0.12	< 0.099	< 0.19	< 0.19	< 0.19	< 0.19	< 0.19	< 10	--	< 10	< 10	10 U	0.2 U	0.2 U	0.2 U	0.2 U	0.2 U	10 U	10 U	10 U	10 U	10 U	10 U	10 U	10 U
Fluorene	1,000	µg/L	< 0.099	< 0.12	< 0.099	< 0.19	< 0.19	< 0.19	< 0.19	< 0.19	< 10	--	< 10	< 10	10 U	0.2 U	0.2 U	0.2 U	0.2 U	0.2 U	10 U	10 U	10 U	10 U	10 U	10 U	10 U	10 U
Indeno(1,2,3-cd)pyrene	0.4	µg/L	< 0.099	< 0.12	< 0.099	< 0.19	< 0.19	< 0.19	< 0.19	< 0.19	< 0.050	--	< 0.05	< 0.05	0.05 U	0.2 U	0.2 U	0.2 U	0.2 U	0.2 U	10 U	10 U	10 U	10 U	10 U	10 U	10 U	10 U
Naphthalene	20	µg/L	< 0.099	< 0.12	**0.41**	< 0.19	0.21	< 0.19	< 0.19	< 0.19	< 10	--	< 10	< 10	10 U	0.2 U	0.2 U	0.2 U	0.2 U	0.2 U	10 U	10 U	10 U	10 U	10 U	10 U	10 U	10 U
Phenanthrene	10	µg/L	< 0.099	< 0.12	< 0.099	< 0.19	< 0.19	< 0.19	< 0.19	**0.018 J**	< 10	--	< 10	< 10	10 U	0.2 U	0.2 U	0.2 U	0.2 U	0.2 U	10 U	10 U	10 U	10 U	10 U	10 U	10 U	10 U
Pyrene	1,000	µg/L	< 0.099	< 0.12	< 0.099	< 0.19	< 0.19	< 0.19	< 0.19	< 0.19	< 10	--	< 10	< 10	10 U	0.2 U	0.2 U	0.2 U	0.2 U	0.2 U	10 U	10 U	10 U	10 U	10 U	10 U	10 U	10 U
Inorganic Compounds																												
Aluminum (fume or dust)	*	mg/L	--	--	--	--	--	--	--	--	--	--	--	--	--	0.2 U	0.2 U	0.2 U	0.2 U	0.2 U	0.2 U	0.2 U	**0.16 J**	**0.079 B**	--	0.2 U	0.2 U	**0.49**
Antimony	0.01	mg/L	< 0.0053	< 0.0053	< 0.0053	< 0.020	< 0.020	< 0.020	< 0.020	< 0.020	< 0.0200	--	< 0.02	< 0.02	0.02 U	0.01 U	0.006 U	0.02 U	0.006 U	0.02 U	0.02 U	0.02 U	0.02 U	0.02 U	--	0.02 U	0.02 U	0.02 U
Arsenic	0.05	mg/L	< 0.0046	< 0.0046	**0.0090 J**	< 0.020	< 0.020	< 0.020	< 0.010	< 0.010	<0.0500	--	< 0.05	< 0.05	0.05 U	0.01 U	0.01 U	0.01 U	0.01 U	0.01 U	0.01 U	0.01 U	0.01 U	**0.0053 B**	--	**0.0086 B**	0.01 U	**0.0067 B**
Barium	2	mg/L	**0.83**	**0.81**	**1.5**	0.82	1	1	**0.68**	**0.81**	**0.648**	--	**0.779**	**0.754**	**0.933**	**0.779**	**1.05**	**0.92**	**1.1**	**0.62**	**0.73**	**0.47**	**0.68**	**0.65**	--	**0.58**	**0.64**	**1.7**
Beryllium	0.004	mg/L	< 0.00020	**0.00020 J**	**0.00027 J**	**0.00020 J**	< 0.0040	< 0.0040	< 0.0040	< 0.0040	< 0.0100	--	< 0.010	< 0.01	0.01 U	0.005 U	0.004 U	0.004 U	0.004 U	0.004 U	0.004 U	0.004 U	0.004 U	0.004 U	--	**0.00085 B**	**0.00057 B**	0.004 U
Cadmium	0.005	mg/L	< 0.0020	< 0.0020	< 0.0020	< 0.0050	< 0.0050	< 0.0050	< 0.0050	< 0.0050	< 0.0050	--	< 0.005	< 0.005	0.005 U	0.002 U	0.005 U	0.005 U	0.005 U	0.005 U	**0.02**	0.005 U	0.005 U	0.005 U	--	0.005 U	0.005 U	0.005 U
Calcium metal	*	mg/L	--	--	--	--	--	--	--	--	--	--	--	--	--	**24.1**	**26.5**	**26**	**30**	**20**	**21**	**15**	**20**	**20**	--	**19**	**18**	**42**
Chromium	0.1	mg/L	**0.0015 J**	**0.0016 J**	**0.0072 J**	< 0.010	< 0.010	< 0.010	**0.0013 J**	< 0.010	< 0.0100	--	< 0.010	< 0.01	0.01 U	0.005 U	0.01 U	0.01 U	0.01 U	0.01 U	0.01 U	0.01 U	0.01 U	0.01 U	--	0.01 U	0.01 UN	0.01 U
Cobalt	*	mg/L	--	--	--	--	--	--	--	--	--	--	--	--	--	**0.0261**	**0.0271**	**0.032**	**0.036**	**0.019**	**0.02**	**0.016**	**0.025**	**0.024**	--	**0.023**	**0.02**	**0.053**
Copper	1.3	mg/L	< 0.0019	< 0.0019	**0.0058 J**	< 0.020	< 0.020	< 0.020	< 0.020	< 0.020	< 0.0100	--	< 0.010	< 0.01	0.01 U	0.025 U	0.02 U	0.02 U	0.02 U	0.02 U	0.02 U	**0.0011 B**	0.02 U	0.02 U	--	0.02 U	**0.0011 BN**	0.02 U
Cyanide	0.2	mg/L	< 0.0050	**0.021**	< 0.0050	< 0.010	< 0.010	< 0.010	< 0.010	< 0.010	< 0.010	--	< 0.010	< 0.01	0.01 U	0.01 U	0.01 U	0.01 UJ	0.01 U	0.01 U	0.015 U	0.01 U	0.01 U	0.01 U	--	0.01 U	0.01 U	0.01 U
Lead	0.015	mg/L	< 0.0040	< 0.0040	< 0.0040	< 0.010	< 0.010	< 0.010	< 0.0050	< 0.0050	< 0.0100	--	< 0.010	< 0.01	0.01 U	0.003 U	0.005 U	0.005 U	0.005 U	0.005 U	**0.01**	0.005 U	0.005 U	0.005 U	--	0.005 U	0.005 U	0.005 U
Magnesium	*	mg/L	--	--	--	--	--	--	--	--	--	--	--	--	--	**17.6**	**17.2**	**18**	**20**	**17**	**18**	**15**	**17**	**17**	--	**17**	**16**	**25**
Mercury	0.002	mg/L	< 0.000091	< 0.000091	< 0.000091	<0.00020	<0.00020	0.00022	**0.000081 J**	< 0.00020	< 0.00020	--	< 0.0002	< 0.0002	0.0002 U	0.0002 U	0.0002 U	0.0002 U	0.0002 U	0.0002 U	0.0002 U	**0.00012 B**	0.0002 U	0.0002 U	--	0.0002 U	0.0002 U	0.00020 U
Nickel	0.1	mg/L	**0.013 J**	**0.011 J**	**0.014 J**	**0.013 J**	< 0.040	< 0.040	**0.0087 J**	**0.011 J**	< 0.0200	--	< 0.02	< 0.02	0.02 U	0.04 U	0.04 U	0.04 U	0.04 U	0.04 U	0.04 U	**0.0048 B**	**0.0097 J**	**0.0095 B**	--	**0.012 B**	**0.019 B**	**0.0095 B**
Potassium	*	mg/L	--	--	--	--	--	--	--	--	--	--	--	--	--	5 U	**2.45**	**2.8**	**3.1**	**2.1**	**2.1**	**1.6**	**2.1**	**2**	--	**2 N**	**2.0**	**3.6**
Selenium	0.05	mg/L	< 0.0064	< 0.0064	< 0.0064	< 0.020	< 0.020	< 0.020	**0.0045 J**	< 0.010	< 0.0200	--	< 0.02	< 0.02	0.02 U	0.005 U	0.01 U	0.01 U	0.01 U	0.01 U	0.01 U	0.01 U	0.01 U	0.01 U	--	0.01 U	0.01 U	0.01 U
Sodium	*	mg/L	--	--	--	--	--	--	--	--	--	--	--	--	--	**36.4**	**37.2**	**37**	**41**	**22**	**38**	**42**	**41**	**41**	--	**37**	**43**	**44**
Thallium	0.002	mg/L	< 0.00025	< 0.00025	< 0.00025	< 0.0010	< 0.0010	< 0.0010	< 0.0010	< 0.0010	< 1.00	--	< 1.00	< 0.001	0.001 U	0.001 U	0.001 U	0.002 U	0.001 U	0.001 U	0.002 U	0.002 UWN	0.002 UJ	0.002 UWN	--	0.002 U	0.002 U	0.002 U
Vanadium (fume or dust)	0.2	mg/L	< 0.0024	< 0.0024	**0.0063 J**	< 0.010	< 0.010	< 0.010	< 0.010	< 0.010	< 0.0100	--	< 0.010	< 0.01	0.01 U	0.007 U	0.01 U	0.01 U	0.01 U	0.01 U	**0.01**	0.01 U	0.0031 U	**0.0023 B**	--	**0.0039 B**	**0.0025 B**	0.01 U
Zinc	2	mg/L	< 0.0087	< 0.0087	**0.013 J**	< 0.020	< 0.020	< 0.020	**0.0098 J**	< 0.020	< 0.0200	--	< 0.02	< 0.02	0.02 U	0.02 U	0.02 U	0.02 U	0.02 U	0.02 U	**0.04**	0.02 U	0.02 U	0.02 U	--	0.02 U	0.02 U	0.02 U

Notes:

-- - Not analyzed
* - Not a HSRA regulated compounds
B (Inorganics) - Estimated analyte concentration
Bold - analyte detected
Bold and shaded - Analyte concentration exceeds the Type 1 RRS
D - Analyte concentration reported from secondary dilution
DB - Analyte concentration reported from secondary dilution; analyte detected in method blank
J - Estimated analyte concentration
JB (Organic) - Estimated analyte concentration; analyte detected in method blank
JM (Organic) - Estimated analyte concentration; spike sample recovery outside control limits
M (Organic) - Spike sample recovery outside control limits
N - Spike sample recovery outside of control limits
RRS - Risk Reduction Standard
U - Analyte not detected at referenced detection limit
UJ - Analyte not detected; low method bias and/or matrix interference
UN - Analyte not detected; spiked sample recovery outside of control limits
UR - Analyte not detected; data rejected
UWN - Analyte not detected; post digestion spike and spike sample recovery outside control limits

Appendix E-3
Summary of Historical Ground Water Sampling Data - Decommissioned Wells
Atlanta Gas Light Company
Former Manufactured Gas Plant Site
Augusta, Ga

Chemical Name	Type 1 Risk Reduction Standard	Location ID	MW-13						MW-14		MW-15	
		Sample Date	3/8/2002	3/8/2002	1/22/2002	7/17/2001	1/23/2001	1/23/2001	3/8/2002	3/8/2002	7/18/2001	1/24/2001
		Unit	Pre-ISCO						Pre-ISCO		Pre-ISCO	
Volatile Organic Compounds												
Acetone	4	mg/L	--	0.5 U	5 U	0.62 U	0.25 U	2.5 U	10 U	--	**0.025 R**	**0.013 J**
Benzene	0.005	mg/L	--	**1.9**	**30**	**19 D**	**9.3 D**	**9.6**	**34**	--	**0.00048 J**	0.001 U
Carbon Disulfide	4	mg/L	--	0.02 U	0.2 U	0.025 U	0.01 U	0.1 U	0.4 U	--	0.00039 U	0.001 U
Dichloromethane	0.005	mg/L	--	0.1 U	1 U	0.12 U	0.05 U	0.5 U	2 U	--	0.005 U	**0.00045 J**
Ethylbenzene	0.7	mg/L	--	**0.65**	**4.9**	**4.4**	**2.8 D**	**2.4**	**19**	--	0.001 U	0.001 U
Toluene	1	mg/L	--	**0.64**	**11**	**2.2**	**2.5 D**	**2.1**	**0.31 J**	--	**0.00037 J**	0.001 U
Trichloroethylene	0.005	mg/L	--	0.02 U	0.2 U	0.025 U	0.01 U	0.1 U	0.4 U	--	**0.00031 J**	0.001 U
Xylenes, total	2	mg/L	--	**0.83**	**3.7**	**2.8**	**2.6**	**2.1**	**49**	--	**0.0014 J**	**0.00023 J**
Semivolatile Organic Compounds												
2-Methylnaphthalene	*	mg/L	--	**0.24 D**	**0.58**	**0.57**	**0.7**	**0.75**	**36 D**	--	**0.00054 J**	**0.003 J**
Acenaphthene	2	mg/L	--	**0.038**	**0.11**	**0.12**	**0.097**	**0.1**	**4.6**	--	**0.015**	**0.018**
Acenaphthylene	0.0002	mg/L	--	**0.026**	**0.023 J**	**0.015 J**	**0.073**	**0.08**	**1.2**	--	0.01 U	0.01 U
Anthracene	0.0002	mg/L	--	**0.0042 J**	0.1 U	**0.002 J**	0.05 U	0.05 U	**2.6**	--	**0.0046 J**	**0.013**
Benz(a)anthracene	0.0001	mg/L	--	**0.00093 J**	0.1 U	0.05 U	0.05 U	0.05 U	**1.3**	--	**0.0017 J**	**0.01**
Benzo(a)pyrene	0.0002	mg/L	--	**0.00049 J**	0.1 U	0.05 U	0.05 U	0.05 U	**0.43 J**	--	**0.00092 J**	**0.0066 J**
Benzo(b)fluoranthene	0.0002	mg/L	--	**0.0005 J**	0.1 U	0.05 U	0.05 U	0.05 U	**0.49 J**	--	**0.00066 J**	**0.0035 J**
Benzo(g,h,i)perylene	0.0002	mg/L	--	**0.001 J**	0.1 U	0.05 U	0.05 U	0.05 U	**0.57**	--	0.01 UJ	**0.003 J**
Benzo(k)fluoranthene	0.0002	mg/L	--	0.01 U	0.1 U	0.05 U	0.05 U	0.05 U	**0.57**	--	**0.00092 J**	**0.0054 J**
Chrysene	0.0002	mg/L	--	**0.00095 J**	0.1 U	0.05 U	0.05 U	0.05 U	**0.97**	--	**0.0018 J**	**0.014**
Dibenzo(a,h)anthracene	0.003	mg/L	--	0.01 U	0.1 U	0.05 U	0.05 U	0.05 U	**0.13 J**	--	0.01 UJ	0.01 U
Dibenzofuran	0.001	mg/L	--	**0.0025 J**	**0.0048 J**	**0.0046 J**	**0.0057 J**	**0.0059 J**	**2**	--	**0.00078 J**	**0.0011 J**
Fluoranthene	1	mg/L	--	**0.0013 J**	0.1 U	0.05 U	0.05 U	0.05 U	**3**	--	**0.0026 J**	**0.017**
Fluorene	1	mg/L	--	**0.016**	**0.013 J**	**0.014 J**	**0.02 J**	**0.019 J**	**3.9**	--	**0.0058 J**	**0.01**
Indeno(1,2,3-cd)pyrene	0.0004	mg/L	--	**0.0012 J**	0.1 U	0.05 U	0.05 U	0.05 U	**0.74**	--	0.01 UJ	**0.0034 J**
Naphthalene	0.02	mg/L	--	**3.1 D**	**12 D**	**9 D**	**7.4 D**	**9.3 D**	**100 D**	--	0.01 U	**0.0042 J**
Phenanthrene	*	mg/L	--	**0.007 J**	**0.0099 J**	**0.013 J**	**0.014 J**	**0.015 J**	**10 D**	--	**0.016**	**0.064**
Pyrene	1	mg/L	--	**0.0012 J**	0.1 U	0.05 U	0.05 U	0.05 U	**2.7**	--	**0.0062 J**	**0.027**
Inorganic Compounds												
Aluminum (fume or dust)	*	mg/L	--	--	**0.041 B**	**0.12 BN**	**2.1**	**0.48**	--	--	**24**	**65**
Antimony	0.01	mg/L	--	--	0.02 U	0.02 U	0.02 U	0.02 U	--	--	0.02 U	0.02 U
Arsenic	0.05	mg/L	--	--	**0.0052 B**	0.01 U	**0.0077 B**	**0.0048 B**	--	--	0.01 U	**0.014**
Barium	2	mg/L	--	--	**0.15**	**0.16**	**0.17**	**0.16**	--	--	**0.35**	**0.5**
Beryllium	0.004	mg/L	--	--	0.004 U	0.004 U	0.004 U	0.004 U	--	--	**0.00056 J**	**0.0021 B**
Cadmium	0.005	mg/L	--	--	0.005 U	0.005 U	0.005 U	0.005 U	--	--	**0.001 J**	**0.0034 B**
Calcium metal	*	mg/L	--	--	**32**	**54**	**61**	**63**	--	--	**140**	**130**
Chromium	0.1	mg/L	--	--	0.01 U	0.01 U	**0.0025 B**	0.01 U	--	--	**0.038**	**0.1**
Cobalt	*	mg/L	--	--	0.01 U	0.01 U	**0.002 B**	**0.0023 B**	--	--	**0.006 J**	**0.017**
Copper	1.3	mg/L	--	--	**0.0013 B**	**0.0017 B**	**0.0052 B**	**0.008 B**	--	--	**0.017 J**	**0.05**
Cyanide	0.2	mg/L	**0.2**	**0.26**	**0.04**	**0.14**	**0.14**	**0.12**	**1.8**	**1.7**	**0.027**	--
Iron	*	mg/L	--	--	**11**	**9.6**	**15**	**15**	--	--	**39**	**66**
Lead	0.015	mg/L	--	--	0.005 U	0.005 U	**0.004 B**	**0.0028 B**	--	--	0.027 U	**0.061**
Magnesium	*	mg/L	--	--	**28**	**19**	**24**	**22**	--	--	**31**	**34**
Manganese	*	mg/L	--	--	**1**	**3.1**	**3.6**	**4.1**	--	--	**0.88**	**1.2**
Mercury	0.002	mg/L	--	--	0.0002 U	0.0002 U	0.00020 U	0.00020 U	--	--	0.0002 U	**0.00014 B**
Nickel	0.1	mg/L	--	--	0.04 U	0.04 U	0.04 U	0.04 U	--	--	**0.02 J**	**0.053**
Potassium	*	mg/L	--	--	**7.2**	**9.3**	**8.7**	**7.9**	--	--	**18**	**20**
Selenium	0.05	mg/L	--	--	0.01 U	0.01 U	0.01 U	0.01 U	--	--	0.01 U	**0.0051 B**
Sodium	*	mg/L	--	--	**11**	**10**	**12**	**11**	--	--	**31**	**26**
Thallium	0.002	mg/L	--	--	0.002 U	0.002 UN	0.002 U	0.002 UW	--	--	0.002 U	0.002 UW
Vanadium (fume or dust)	0.2	mg/L	--	--	0.01 U	0.01 U	0.01 U	0.01 U	--	--	**0.047**	**0.12**
Zinc	2	mg/L	--	--	0.02 U	0.02 U	**0.0076 B**	0.02 U	--	--	**0.046**	**0.12**

Chemical Name	MW-18																
	7/22/2009	01/13/2009	07/17/2008	1/9/2008	8/21/07***	7/12/2007	2/13/2007	7/12/2006	1/10/2006	7/20/2005	7/12/2004	2/10/2004	7/15/2003	1/17/2003	7/11/2002	1/18/2002	7/12/2001	1/17/2001
	Post-ISCO									Pre-ISCO								
Volatile Organic Compounds																		
Acetone	< 100 U	< 100 U	< 100	< 50	--	< 50	< 50	50 U	10 U	25 U	25 U	25 U	25 U	25 U	25 U	25 U	25 U	25 U
Benzene	< 5.0 U	< 5.0 U	< 5.0	< 5.0	--	< 5	< 5	5 U	1.0 U	1.0 U	1.0 U	1.0 U	1.0 U	1.0 U	1.0 U	1.0 U	**0.22 J**	**0.33 J**
Carbon Disulfide	< 5.0 U	< 5.0 U	< 5.0	< 5.0	--	< 5	< 5	5 U	1.0 U	1.0 U	1.0 U	1.0 U	1.0 U	1.0 U	1.0 U	1.0 U	1.0 U	1.0 U
Dichloromethane	< 5.0 U	< 5.0 U	< 5.0	< 5.0	--	< 5	< 5	5 U	1.0 U	5.0 U	5.0 U	5.0 U	5.0 U	5.0 U	5.0 U	5.0 U	5.0 U	**0.55 JB**
Ethylbenzene	< 5.0 U	< 5.0 U	< 5.0	< 5.0	--	< 5	< 5	5 U	1.0 U	1.0 U	1.0 U	1.0 U	1.0 U	1.0 U	1.0 U	1.0 U	**0.24 J**	1.0 U
Toluene	< 5.0 U	< 5.0 U	< 5.0	< 5.0	--	< 5	< 5	5 U	1.0 U	1.0 U	1.0 U	1.0 U	1.0 U	1.0 U	1.0 U	1.0 U	1.0 U	1.0 U
Trichloroethylene	**6.7**	**5.3**	5.0 J	**11**	--	**11**	**6.9**	5 U	**1.6**	**1.5**	1.0 U	1.0 U	1.0 U	1.0 U	**0.67 J**	1.0 U	1.0 U	1.0 U
Xylenes, total	< 5.0 U	< 5.0 U	< 5.0	< 5.0	--	< 5	< 5	5 U	2.0 U	2.0 U	2.0 U	2.0 U	2.0 U	2.0 U	2.0 U	2.0 U	**0.6 J**	2.0 U
Semivolatile Organic Compounds																		
2-Methylnaphthalene	--	--	--	--	--	--	--	--	0.2 U	0.2 U	0.2 U	0.2 U	10 U	10 U	10 U	10 U	10 U	10 U
Acenaphthene	< 0.19 U	< 0.19 U	< 0.19	< 10	--	< 10	< 10	10 U	0.2 U	0.2 U	0.2 U	0.2 U	10 U	10 U	10 U	10 U	10 U	10 U
Acenaphthylene	< 0.19 U	< 0.19 U	< 0.19	< 10	--	< 10	< 10	10 U	0.2 U	0.2 U	0.2 U	0.2 U	10 U	10 U	10 U	10 U	10 U	10 U
Anthracene	< 0.19 U	< 0.19 U	< 0.19	< 10	--	< 10	< 10	10 U	0.2 U	0.2 U	0.2 U	0.2 U	10 U	10 U	10 U	10 U	10 U	10 U
Benz(a)anthracene	< 0.19 U	< 0.19 U	< 0.19	< 0.050	--	< 0.05	< 0.05	0.05 U	0.2 U	0.2 U	0.2 U	0.2 U	10 U	10 U	10 U	10 U	10 U	10 U
Benzo(a)pyrene	< 0.19 U	< 0.19 U	< 0.19	< 0.050	--	< 0.05	< 0.05	0.05 U	0.2 U	0.2 U	0.2 U	0.2 U	10 U	10 U	10 U	10 U	10 U	10 U
Benzo(b)fluoranthene	< 0.19 U	< 0.19 U	< 0.19	< 0.10	--	< 0.1	< 0.1	0.1 U	0.2 U	0.2 U	0.2 U	0.2 U	10 U	10 U	10 U	10 U	10 U	10 U
Benzo(g,h,i)perylene	< 0.19 U	< 0.19 U	< 0.19	< 10	--	< 10	< 10	10 U	0.2 U	0.2 U	0.2 U	0.2 U	10 U	10 U	10 U	10 U	10 U	10 U
Benzo(k)fluoranthene	< 0.19 U	< 0.19 U	< 0.19	< 10	--	< 10	< 10	10 U	0.2 U	0.2 U	0.2 U	0.2 U	10 U	10 U	10 U	10 U	10 U	10 U
Chrysene	< 0.19 U	< 0.19 U	< 0.19	< 0.050	--	< 0.05	< 0.05	0.05 U	0.2 U	0.2 U	0.2 U	0.2 U	10 U	10 U	10 U	10 U	10 U	10 U
Dibenzo(a,h)anthracene	< 0.19 U	< 0.19 U	< 0.19	< 0.10	--	< 0.1	< 0.1	0.1 U	0.2 U	0.2 U	0.2 U	0.2 U	10 U	10 U	10 U	10 U	10 U	10 U
Dibenzofuran	--	--	--	--	--	--	--	--	1.0 U	0.2 U	0.2 U	0.2 U	10 U	10 U	10 U	10 U	10 U	10 U
Fluoranthene	< 0.19 U	< 0.19 U	< 0.19	< 10	--	< 10	< 10	10 U	0.2 U	0.2 U	0.2 U	0.2 U	10 U	10 U	10 U	10 U	10 U	10 U
Fluorene	< 0.19 U	< 0.19 U	< 0.19	< 10	--	< 10	< 10	10 U	0.2 U	0.2 U	0.2 U	0.2 U	10 U	10 U	10 U	10 U	10 U	10 U
Indeno(1,2,3-cd)pyrene	< 0.19 U	< 0.19 U	< 0.19	< 0.050	--	< 0.05	< 0.05	0.05 U	0.2 U	0.2 U	0.2 U	0.2 U	10 U	10 U	10 U	10 U	10 U	10 U
Naphthalene	< 0.19 U	0.026 J	< 0.19	< 10	--	< 10	< 10	10 U	0.2 U	0.2 U	0.2 U	0.2 U	10 U	10 U	10 U	10 U	**0.56 J**	10 U
Phenanthrene	< 0.19 U	< 0.19 U	< 0.19	< 10	--	< 10	< 10	10 U	0.2 U	0.2 U	0.2 U	0.2 U	10 U	10 U	10 U	10 U	10 U	10 U
Pyrene	< 0.19 U	< 0.19 U	< 0.19	< 10	--	< 10	< 10	10 U	0.2 U	0.2 U	0.2 U	0.2 U	10 UJ	10 U	10 U	10 U	10 U	10 U
Inorganic Compounds																		
Aluminum (fume or dust)	--	--	--	--	--	--	--	--	0.2 U	0.2 U	0.2 U	0.2 U	0.2 U	0.2 U	0.2 U	0.2 U	0.2 U	0.2 U
Antimony	< 0.020 U	< 0.020 U	< 0.020	< 0.0200	--	< 0.02	< 0.02	0.02 U	0.01 U	0.006 U	0.006 U	0.02 U	0.02 U	0.02 U	0.02 U	0.02 U	0.02 U	**0.0088 B**
Arsenic	< 0.020 U	< 0.010 U	< 0.010	<0.0500	--	< 0.05	< 0.05	0.05 U	0.01 U	0.01 U	0.01 U	0.01 U	0.01 U	0.01 U	0.01 U	0.01 U	0.01 U	0.01 U
Barium	**0.048**	**0.048**	**0.044**	**0.0461**	--	**0.0327**	**0.0451**	**0.0523**	0.2 U	**0.049**	**0.058**	**0.065**	**0.07**	**0.06**	**0.064**	**0.072**	**0.067**	**0.097**
Beryllium	< 0.0040 U	< 0.0040 U	< 0.0040	< 0.0100	--	< 0.010	< 0.01	0.01 U	0.005 U	0.004 U	0.004 U	0.004 U	0.004 U	0.004 U	0.004 U	0.004 U	0.004 U	**0.0019 B**
Cadmium	< 0.0050 U	< 0.0050 U	< 0.0050	< 0.0050	--	< 0.005	< 0.005	0.005 U	0.002 U	0.005 U	0.005 U	0.005 U	0.005 UJ	0.005 U	0.005 U	0.005 U	0.005 U	0.005 U
Calcium metal	--	--	--	--	--	--	--	--	**21**	**24.4**	**29**	**29**	**36**	**30**	**29**	**33**	**33**	**29**
Chromium	**0.017**	0.0087 J	0.0066 J	< 0.0100	--	< 0.010	< 0.01	0.01 U	**0.0064**	0.01 U	**0.036**	**0.032**	0.01 UJ	0.01 U	0.01 U	0.01 U	0.01 U	0.01 U
Cobalt	--	--	--	--	--	--	--	--	0.007 U	0.01 U	0.01 U	0.01 U	0.01 UJ	**0.0035 B**	**0.0033 B**	**0.0036 B**	**0.0033 B**	**0.0029 B**
Copper	< 0.020 U	< 0.020 U	< 0.020	< 0.0100	--	< 0.010	< 0.01	0.01 U	0.025 U	0.02 U	0.02 U	0.02 U	0.02 U	**0.0027 B**	**0.0012 B**	**0.0018 B**	0.02 U	0.02 U
Cyanide	< 0.010 U	< 0.010 U	0.0051 J	< 0.010	--	< 0.010	< 0.01	0.01 U	0.01 U	0.01 U	0.01 U	0.01 U	0.015 U	0.01 U	0.01 U	0.01 U	0.01 U	0.01 U
Iron	--	--	--	--	--	--	--	--	--	--	--	--	--	--	--	--	--	--
Lead	< 0.010 U	< 0.0050 U	< 0.0050	< 0.0100	--	< 0.010	< 0.01	0.01 U	0.003 U	0.005 U	0.005 U	0.005 U	0.005 UJ	0.005 U	0.005 U	0.005 U	0.005 U	**0.0051**
Magnesium	--	--	--	--	--	--	--	--	**14.1**	**15.9**	**18**	**18**	**17**	**17**	**17**	**20**	**20**	**19**
Manganese	--	--	--	--	--	--	--	--	--	--	--	--	--	--	--	--	--	--
Mercury	< 0.00020 U	0.000083 J	< 0.00020	< 0.00020	--	< 0.0002	< 0.0002	0.0002 U	0.0002 U	0.0002 U	**0.00022**	**0.0011**	0.0002 U	0.0002 U	0.0002 U	0.0002 U	0.0002 U	0.00020 U
Nickel	< 0.040 U	0.021 J	0.0043 J	< 0.0200	--	< 0.02	< 0.02	0.02 U	0.04 U	0.04 U	0.04 U	0.04 U	0.04 UJ	0.04 U	0.04 U	0.04 U	0.04 U	**0.0093 B**
Potassium	--	--	--	--	--	--	--	--	5 U	**4.85**	**7.4**	**9.7**	**8.8**	**10**	**10**	**11**	**10**	**9.9**
Selenium	< 0.020 U	< 0.010 U	< 0.010	< 0.0200	--	< 0.02	< 0.02	0.02 U	0.005 U	0.01 U	0.01 U	0.01 U	0.01 U	0.01 U	0.01 U	0.01 U	0.01 U	0.01 U
Sodium	--	--	--	--	--	--	--	--	**57.8**	**63.1**	**68**	**64**	**59**	**56**	**57**	**62**	**60**	**55**
Thallium	< 0.0010 U	< 0.0010 U	< 0.0010	< 1.00	--	< 1.00	< 0.001	0.001 U	0.001 U	0.001 U	0.001 U	0.001 U	0.002 U	0.002 U	0.002 UWN	0.002 UW	0.002 U	0.002 U
Vanadium (fume or dust)	< 0.010 U	< 0.010 U	< 0.010	< 0.0100	--	< 0.010	< 0.01	0.01 U	0.007 U	0.01 U	0.01 U	0.01 U	0.01 UJ	0.01 U	0.01 U	0.01 U	0.01 U	0.01 U
Zinc	< 0.020 U	< 0.020 U	< 0.020	< 0.0200	--	< 0.02	< 0.02	0.02 U	0.02 U	0.02 U	0.02 U	0.02 U	**0.03**	**0.014 B**	**0.0064 B**	**0.0066 B**	**0.0064 B**	**0.0086 B**

Notes:

-- - Not analyzed
* - Not a HSRA regulated compounds
B (Inorganics) - Estimated analyte concentration
Bold - analyte detected
Bold and shaded - Analyte concentration exceeds the Type 1 RRS
D - Analyte concentration reported from secondary dilution
DB - Analyte concentration reported from secondary dilution; analyte detected in method blank
J - Estimated analyte concentration
JB (Organic) - Estimated analyte concentration; analyte detected in method blank
JM (Organic) - Estimated analyte concentration; spike sample recovery outside control limits
M (Organic) - Spike sample recovery outside control limits
N - Spike sample recovery outside of control limits
RRS - Risk Reduction Standard
U - Analyte not detected at referenced detection limit
UJ - Analyte not detected; low method bias and/or matrix interference
UN - Analyte not detected; spiked sample recovery outside of control limits
UR - Analyte not detected; data rejected
UWN - Analyte not detected; post digestion spike and spike sample recovery outside control limits

Appendix E-3
Summary of Historical Ground Water Sampling Data - Decommissioned Wells
Atlanta Gas Light Company
Former Manufactured Gas Plant Site
Augusta, Ga

Chemical Name	Type 1 Risk Reduction Standard	Location ID	MW-23																
		Sample Date	7/22/2009	01/13/2009	07/15/2008	1/9/2008	7/11/2007	2/13/2007	7/12/2006	1/10/2006	7/21/2005	1/19/2005	7/14/2004	1/24/2004	7/20/2003	1/16/2003	7/17/2002	1/18/2002	7/10/2001
		Unit	Post-ISCO								Pre-ISCO								
Volatile Organic Compounds																			
Acetone	4,000	µg/L	< 100	< 100	< 100	< 50	< 50	< 50	50 U	10 U	25 U	25 U	25 U	25 U	25 U	25 U	25 U	**21 J**	25 U
Benzene	5	µg/L	< 5.0	< 5.0	< 5.0	< 5.0	< 5	< 5	5 U	1.0 U	1.0 U	1.0 U	1.0 U	1.0 U	1.0 U	1.0 U	**27**	1.0 U	1.0 U
Carbon Disulfide	4,000	µg/L	< 5.0	< 5.0	< 5.0	< 5.0	< 5	< 5	5 U	1.0 U	1.0 U	1.0 U	1.0 U	1.0 U	1.0 U	1.0 U	1.0 U	1.0 U	1.0 U
Ethylbenzene	700	µg/L	< 5.0	< 5.0	< 5.0	< 5.0	< 5	< 5	5 U	1.0 U	1.0 U	1.0 U	1.0 U	1.0 U	1.0 U	1.0 U	**130**	1.0 U	1.0 U
Methylene Chloride	5	µg/L	< 5.0	< 5.0	< 5.0	< 5.0	< 5	< 5	5 U	1.0 U	5.0 U	5.0 U	5.0 U	5.0 U	5.0 U	5.0 U	5.0 U	5.0 U	5.0 U
Toluene	1,000	µg/L	< 5.0	< 5.0	< 5.0	< 5.0	< 5	< 5	5 U	1.0 U	1.0 U	1.0 U	1.0 U	1.0 U	1.0 U	1.0 U	**1.8**	1.0 U	1.0 U
Trichloroethylene	5	µg/L	< 5.0	< 5.0	< 5.0	< 5.0	< 5	< 5	5 U	1.0 U	1.0 U	1.0 U	1.0 U	1.0 U	1.0 U	1.0 U	1.0 U	1.0 U	1.0 U
Xylenes, total	2,000	µg/L	< 5.0	< 5.0	< 5.0	< 5.0	< 5	< 5	5 U	2.0 U	2.0 U	2.0 U	2.0 U	2.0 U	2.0 U	2.0 U	**66**	2.0 U	2.0 U
Semivolatile Organic Compounds																			
2-Methylnaphthalene	*	µg/L	--	--	--	--	--	--	--	0.2 U	0.2 U	0.2 U	0.2 U	0.2 U	10 U	10 U	**0.78 J**	10 U	10 U
Acenaphthene	2,000	µg/L	< 0.19	< 0.20	< 0.19	< 10	< 10	< 10	10 U	0.2 U	0.2 U	0.2 U	0.2 U	0.2 U	10 U	10 U	**0.63 J**	10 U	10 U
Acenaphthylene	10	µg/L	< 0.19	**0.021 J**	< 0.19	< 10	< 10	< 10	10 U	0.2 U	0.2 U	0.2 U	0.2 U	0.2 U	10 U	10 U	10 U	10 U	10 U
Anthracene	10	µg/L	< 0.19	**0.056 J**	**0.093 J**	< 10	< 10	< 10	10 U	0.2 U	0.2 U	0.2 U	0.2 U	0.2 U	10 U	10 U	10 U	10 U	10 U
Benz(a)anthracene	0.1	µg/L	< 0.19	< 0.20	**0.026 J**	<0.050	< 0.05	< 0.05	0.05 U	0.2 U	0.2 U	0.2 U	0.2 U	0.2 U	10 U	10 U	10 U	10 U	10 U
Benzo(a)pyrene	0.2	µg/L	< 0.19	< 0.20	< 0.19	<0.050	< 0.05	< 0.05	0.05 U	0.2 U	0.2 U	0.2 U	0.2 U	0.2 U	10 U	10 U	10 U	10 U	10 U
Benzo(b)fluoranthene	0.2	µg/L	< 0.19	< 0.20	< 0.19	<0.10	< 0.1	< 0.1	0.1 U	0.2 U	0.2 U	0.2 U	0.2 U	0.2 U	10 U	10 U	10 U	10 U	10 U
Benzo(g,h,i)perylene	10	µg/L	< 0.19	< 0.20	< 0.19	< 10	< 10	< 10	10 U	0.2 U	0.2 U	0.2 U	0.2 U	0.2 U	10 U	10 U	10 U	10 U	10 U
Benzo(k)fluoranthene	10	µg/L	< 0.19	< 0.20	**0.037 J**	< 10	< 10	< 10	10 U	0.2 U	0.2 U	0.2 U	0.2 U	0.2 U	10 U	10 U	10 U	10 U	10 U
Chrysene	0.2	µg/L	< 0.19	< 0.20	< 0.19	<0.050	< 0.05	< 0.05	0.05 U	0.2 U	0.2 U	0.2 U	0.2 U	0.2 U	10 U	10 U	10 U	10 U	10 U
Dibenzo(a,h)anthracene	0.3	µg/L	< 0.19	< 0.20	**0.028 J**	<0.10	< 0.1	< 0.1	0.1 U	0.2 U	0.2 U	0.2 U	0.2 U	0.2 U	10 U	10 U	10 U	10 U	10 U
Dibenzofuran	1	µg/L	--	--	--	--	--	--	--	1.0 U	0.2 U	0.2 U	0.2 U	0.2 U	10 U	10 U	10 U	10 U	10 U
Fluoranthene	1,000	µg/L	< 0.19	**0.027 J**	**0.053 J**	< 10	< 10	< 10	10 U	0.2 U	0.2 U	0.2 U	0.2 U	0.2 U	10 U	10 U	10 U	10 U	10 U
Fluorene	1,000	µg/L	< 0.19	< 0.20	< 0.19	< 10	< 10	< 10	10 U	0.2 U	0.2 U	0.2 U	0.2 U	0.2 U	10 U	10 U	10 U	10 U	10 U
Indeno(1,2,3-cd)pyrene	0.4	µg/L	< 0.19	< 0.20	**0.024 J**	<0.050	< 0.05	< 0.05	0.05 U	0.2 U	0.2 U	0.2 U	0.2 U	0.2 U	10 U	10 U	10 U	10 U	10 U
Naphthalene	20	µg/L	< 0.19	**16**	< 0.19	< 10	< 10	< 10	10 U	0.2 U	0.2 U	0.2 U	0.2 U	0.2 U	10 U	10 U	**5.9 J**	10 U	10 U
Phenanthrene	10	µg/L	< 0.19	< 0.20	< 0.19	< 10	< 10	< 10	10 U	0.2 U	0.2 U	0.2 U	0.2 U	0.2 U	10 U	10 U	10 U	10 U	10 U
Pyrene	1,000	µg/L	< 0.19	< 0.20	**0.032 J**	< 10	< 10	< 10	10 U	0.2 U	0.2 U	0.2 U	0.2 U	0.2 U	10 U	10 U	10 U	10 U	10 U
Inorganic Compounds																			
Aluminum (fume or dust)	*	mg/L	--	--	--	--	--	--	--	0.2 U	0.2 U	0.2 U	0.2 U	0.2 U	0.2 U	**0.060 B**	**0.038 B**	0.2 U	0.2 U
Antimony	0.01	mg/L	< 0.020	< 0.020	< 0.020	< 0.0200	< 0.02	< 0.02	0.02 U	0.01 U	0.006 U	0.02 U	0.006 U	0.02 U	0.02 U	0.020 U	0.02 U	0.02 U	0.02 U
Arsenic	0.05	mg/L	< 0.020	< 0.010	< 0.010	<0.0500	< 0.05	< 0.05	0.05 U	0.01 U	0.01 U	0.01 U	0.01 U	0.01 U	0.01 U	0.010 U	0.01 U	0.01 U	0.01 U
Barium	2	mg/L	0.052	0.075	**0.044**	**0.0515**	**0.0280**	**0.0307**	**0.0312**	0.2 U	**0.0332**	**0.036**	**0.034**	**0.043**	0.01 U	**0.049**	**0.092**	**0.19**	**0.14**
Beryllium	0.004	mg/L	< 0.0040	< 0.0040	< 0.0040	< 0.0100	< 0.010	< 0.01	0.01 U	0.005 U	0.004 U	0.004 U	0.004 U	0.004 U	0.004 U	0.0040 U	0.004 U	**0.00066 B**	0.004 U
Cadmium	0.005	mg/L	< 0.0050	**0.0038 J**	< 0.0050	< 0.0050	< 0.005	< 0.005	0.005 U	0.002 U	0.005 U	0.005 U	0.005 U	0.005 U	0.005 U	0.0050 U	0.005 U	0.005 U	0.005 U
Calcium metal	*	mg/L	--	--	--	--	--	--	--	**10.1**	**10.1**	**13**	**13**	**16**	**14**	**21**	**32**	**50**	**44**
Chromium	0.1	mg/L	< 0.010	< 0.010	< 0.010	< 0.0100	< 0.010	< 0.01	0.01 U	0.005 U	0.01 U	0.01 U	0.01 U	0.01 U	0.01 U	0.010 U	0.01 U	0.01 U	0.01 U
Cobalt	*	mg/L	--	--	--	--	--	--	--	0.007 U	0.01 U	0.01 U	0.01 U	0.01 U	0.01 U	0.010 U	0.01 U	**0.0016 B**	0.01 U
Copper	1.3	mg/L	< 0.020	**0.0033 J**	< 0.020	< 0.0100	< 0.010	< 0.01	0.01 U	0.025 U	0.02 U	0.02 U	0.02 U	0.02 U	0.02 U	**0.0010 B**	**0.0022 B**	**0.0011 B**	**0.00094 B**
Cyanide	0.2	mg/L	< 0.010	< 0.010	< 0.010	< 0.010	< 0.010	< 0.01	0.01 U	0.01 U	0.01 U	0.01 U	0.01 U	0.01 U	0.015 U	0.010 U	0.01 U	0.01 U	0.01 U
Lead	0.015	mg/L	< 0.010	**0.0033 J**	< 0.0050	< 0.0100	< 0.010	< 0.01	0.01 U	0.003 U	0.005 U	0.005 U	0.005 U	0.005 U	0.005 U	0.0050 U	0.005 U	0.005 U	0.005 U
Magnesium	*	mg/L	--	--	--	--	--	--	--	**9.43**	**9.04**	**12**	**12**	**14**	**12**	**20**	**29**	**47**	**42**
Mercury	0.002	mg/L	< 0.00020	< 0.00020	< 0.00020	< 0.00020	< 0.0002	< 0.0002	0.0002 U	0.0002 U	0.0002 U	0.0002 U	0.0002 U	0.0002 U	0.0002 U	0.00020 U	0.0002 U	0.0002 U	0.00020 U
Nickel	0.1	mg/L	< 0.040	< 0.040	< 0.040	< 0.0200	< 0.02	< 0.02	0.02 U	0.04 U	0.04 U	0.04 U	0.04 U	0.04 U	0.04 U	0.040 U	0.04 U	0.04 U	**0.0083 B**
Potassium	*	mg/L	--	--	--	--	--	--	--	5 U	1 U	1 U	1 U	1 U	**0.7**	**0.71 B**	**0.87 B**	**1.3 N**	**0.93 B**
Selenium	0.05	mg/L	< 0.020	< 0.010	< 0.010	< 0.0200	< 0.02	< 0.02	0.02 U	0.005 U	0.01 U	0.01 U	0.01 U	0.01 U	0.01 U	0.010 U	0.01 U	0.01 U	0.01 U
Sodium	*	mg/L	--	--	--	--	--	--	--	**72.4**	**73.7**	**95**	**95**	**110**	**110**	**160**	**270**	**380**	**330**
Thallium	0.002	mg/L	< 0.0010	< 0.0010	< 0.0010	< 1.00	< 1.00	< 0.001	0.001 U	0.001 U	0.001 U	0.002 U	0.001 U	0.001 U	0.002 U	0.0020 UWN	0.002 UWN	0.002 U	0.002 U
Vanadium (fume or dust)	0.2	mg/L	< 0.010	< 0.010	< 0.010	< 0.0100	< 0.010	< 0.01	0.01 U	0.007 U	0.01 U	0.01 U	0.01 U	0.01 U	0.01 U	0.010 U	0.01 U	0.01 U	0.01 U
Zinc	2	mg/L	0.022	0.049	< 0.020	< 0.0200	< 0.02	< 0.02	0.02 U	0.02 U	**0.0314**	0.02 U	0.02 U	0.02 U	0.02 U	0.020 U	0.02 U	**0.0087 B**	0.02 U

Notes:
-- - Not analyzed
* - Not a HSRA regulated compound
B (Inorganics) - Estimated analyte concentration
Bold - analyte detected
Bold and shaded - Analyte concentration exceeds the Type 1 RRS
D - Analyte concentration reported from secondary dilution
DB - Analyte concentration reported from secondary dilution; analyte detected in method blank
H - Holding time exceeded
ISCO - *in-situ* chemical oxidation
J - Estimated analyte concentration
JB (Organic) - Estimated analyte concentration; analyte detected in method blank
JM (Organic) - Estimated analyte concentration; spike sample recovery outside control limits
M (Organic) - Spike sample recovery outside control limits
N - Spike sample recovery outside of control limits
R - Sample data results rejected due to deficiencies in the ability to meet quality control standards
RRS - Risk Reduction Standard
<, U - Analyte not detected at referenced detection limit
UJ - Analyte not detected; low method bias and/or matrix interference
UN - Analyte not detected; spiked sample recovery outside of control limits
UR - Analyte not detected; data rejected
UWN - Analyte not detected; post digestion spike and spike sample recovery outside control limits

Appendix E-3
Summary of Historical Ground Water Sampling Data - Decommissioned Wells
Atlanta Gas Light Company
Former Manufactured Gas Plant Site
Augusta, Ga

Chemical Name	Type 1 Risk Reduction Standard	Location ID	MW-201	MW-202					MW-208		MW-209	MW-210
		Sample Date	7/9/2002	1/16/2003	7/12/2002	1/17/2002	7/11/2001	1/17/2001	7/11/2001	1/16/2001	4/3/2002	10/5/2006
		Unit	Pre-ISCO	Pre-ISCO					Pre-ISCO		Pre-ISCO	Post-ISCO
Volatile Organic Compounds												
Acetone	4	mg/L	0.025 U	0.025 U	0.025 U	0.025 U	**0.023 J**	0.025 U	0.025 U	0.025 UJ	--	50 U
Benzene	0.005	mg/L	0.001 U	0.001 U	0.001 U	0.001 U	**0.00025 J**	0.001 U	**0.0017**	**0.0012**	0.001 U	5 U
Carbon Disulfide	4	mg/L	0.001 U	0.001 U	0.001 U	0.001 U	**0.00094 J**	0.001 U	**0.00046 J**	**0.00045 J**	--	5 U
Dichloromethane	0.005	mg/L	0.005 U	0.005 U	0.005 U	0.005 U	0.005 U	0.005 U	**0.00035 J**	0.005 U	0.005 U	5 U
Ethylbenzene	0.7	mg/L	0.001 U	0.001 U	0.001 U	0.001 U	0.001 U	0.001 U	**0.00011 J**	0.001 U	0.001 U	5 U
Toluene	1	mg/L	0.001 U	0.001 U	**0.00051 J**	0.001 U	0.001 U	0.001 U	0.001 U	0.001 U	0.001 U	5 U
Trichloroethylene	0.005	mg/L	0.001 U	0.001 U	0.001 U	0.001 U	0.001 U	0.001 U	**0.00032 J**	0.001 U	0.001 U	5 U
Xylenes, total	2	mg/L	0.002 U	0.002 U	0.002 U	0.002 U	0.002 U	0.002 U	0.002 U	0.002 U	--	5 U
Semivolatile Organic Compounds												
2-Methylnaphthalene	*	mg/L	0.01 U	0.01 U	0.01 U	0.01 U	0.01 U	0.01 U	0.01 U	0.01 U	--	--
Acenaphthene	2	mg/L	0.01 U	0.01 U	0.01 U	0.01 U	0.01 U	0.01 U	0.01 U	0.01 U	0.01 U	10 U
Acenaphthylene	0.0002	mg/L	0.01 U	0.01 U	0.01 U	0.01 U	0.01 U	0.01 U	0.01 U	0.01 U	0.01 U	10 U
Anthracene	0.0002	mg/L	0.01 U	0.01 U	0.01 U	0.01 U	0.01 U	0.01 U	0.01 U	0.01 U	0.01 U	10 U
Benz(a)anthracene	0.0001	mg/L	0.01 U	0.01 U	0.01 U	0.01 U	0.01 U	0.01 U	0.01 U	0.01 U	0.01 U	0.05 U
Benzo(a)pyrene	0.0002	mg/L	0.01 U	0.01 U	0.01 U	0.01 U	0.01 U	0.01 U	0.01 U	0.01 U	0.01 U	0.05 U
Benzo(b)fluoranthene	0.0002	mg/L	0.01 U	0.01 U	0.01 U	0.01 U	0.01 U	0.01 U	0.01 U	0.01 U	0.01 U	0.1 U
Benzo(g,h,i)perylene	0.0002	mg/L	0.01 U	0.01 U	0.01 U	0.01 U	0.01 U	0.01 U	0.01 U	0.01 U	0.01 U	10 U
Benzo(k)fluoranthene	0.0002	mg/L	0.01 U	0.01 U	0.01 U	0.01 U	0.01 U	0.01 U	0.01 U	0.01 U	0.01 U	10 U
Chrysene	0.0002	mg/L	0.01 U	0.01 U	0.01 U	0.01 U	0.01 U	0.01 U	0.01 U	0.01 U	0.01 U	0.05 U
Dibenzo(a,h)anthracene	0.003	mg/L	0.01 U	0.01 U	0.01 U	0.01 U	0.01 U	0.01 U	0.01 U	0.01 U	0.01 U	0.1 U
Dibenzofuran	0.001	mg/L	0.01 U	0.01 U	0.01 U	0.01 U	0.01 U	0.01 U	0.01 U	0.01 U	--	--
Fluoranthene	1	mg/L	0.01 U	0.01 U	0.01 U	0.01 U	0.01 U	0.01 U	0.01 U	0.01 U	0.01 U	10 U
Fluorene	1	mg/L	0.01 U	0.01 U	0.01 U	0.01 U	0.01 U	0.01 U	0.01 U	0.01 U	0.01 U	10 U
Indeno(1,2,3-cd)pyrene	0.0004	mg/L	0.01 U	0.01 U	0.01 U	0.01 U	0.01 U	0.01 U	0.01 U	0.01 U	0.01 U	0.05 U
Naphthalene	0.02	mg/L	0.01 U	0.01 U	0.01 U	0.01 U	0.01 U	0.01 U	0.01 U	0.01 U	0.01 U	10 U
Phenanthrene	*	mg/L	0.01 U	0.01 U	0.01 U	0.01 U	0.01 U	0.01 U	0.01 U	0.01 U	0.01 U	10 U
Pyrene	1	mg/L	0.01 U	0.01 U	0.01 U	0.01 U	0.01 U	0.01 U	0.01 U	0.01 U	0.01 U	10 U
Inorganic Compounds												
Aluminum (fume or dust)	*	mg/L	**0.042 J**	**0.050 B**	**0.037 B**	**0.12 B**	0.2 U	0.2 U	**0.17 B**	**19**	--	--
Antimony	0.01	mg/L	0.02 U	0.020 U	0.02 U	0.02 U	0.02 U	**0.005 B**	0.02 U	**0.013 J**	--	0.02 U
Arsenic	0.05	mg/L	0.01 U	0.010 U	0.01 U	0.01 U	0.01 U	0.01 U	**0.024**	**0.033**	--	0.05 U
Barium	2	mg/L	**0.084**	**0.064**	**0.11**	**0.13**	**0.13**	**0.12**	**0.21**	**0.3**	--	**0.0474**
Beryllium	0.004	mg/L	0.004 U	0.0040 U	0.004 U	**0.00077 B**	**0.00058 B**	**0.002 B**	0.004 U	0.0018 U	--	0.01 U
Cadmium	0.005	mg/L	0.0011 U	0.0050 U	0.005 U	0.005 U	0.005 U	0.005 U	**0.0011 B**	0.005 U	--	0.005 U
Calcium metal	*	mg/L	**49**	**38**	**52**	**64**	**59**	**60**	**11**	**10**	--	--
Chromium	0.1	mg/L	0.01 U	0.010 U	0.01 U	0.01 U	0.01 UN	0.01 U	0.01 UN	**0.025**	--	0.01 U
Cobalt	*	mg/L	**0.0099 J**	**0.0069 B**	**0.01**	**0.015**	**0.012**	**0.014**	**0.0014 B**	**0.0038 J**	--	--
Copper	1.3	mg/L	0.0016 U	0.020 U	**0.0012 B**	0.02 U	0.02 UN	0.02 U	**0.0021 BN**	**0.064**	--	0.01 U
Cyanide	0.2	mg/L	**0.12**	0.010 U	0.01 U	0.01 U	0.01 U	0.01 U	0.01 U	0.01 U	--	0.01 U
Iron	*	mg/L	**0.28**	**0.019 B**	**0.076**	**0.13**	0.05 U	**0.043 B**	**85**	**100**	--	--
Lead	0.015	mg/L	0.005 U	0.0050 U	0.005 U	0.005 U	0.005 U	**0.0035 B**	**0.0041 B**	**0.099**	--	0.01 U
Magnesium	*	mg/L	**39**	**32**	**44**	**56**	**52**	**53**	**17**	**17**	--	--
Manganese	*	mg/L	**1.5**	**0.45**	**1.2**	**1.9 N**	**1.6 N**	**1.7**	**0.9 N**	**0.98**	--	--
Mercury	0.002	mg/L	0.0002 U	**0.000078 B**	0.0002 U	0.0002 U	0.0002 U	0.00020 U	0.0002 U	0.00020 U	--	0.0002 U
Nickel	0.1	mg/L	**0.0049 J**	0.040 U	0.04 U	0.04 U	0.04 U	0.04 U	0.04 U	**0.0097 J**	--	0.02 U
Potassium	*	mg/L	**1.1**	**1.0**	**1.4**	**1.7 N**	**1.6**	**1.6**	**2.0**	**2.6**	--	--
Selenium	0.05	mg/L	0.01 U	0.010 U	0.01 U	0.01 U	0.01 U	0.01 U	0.01 U	0.01 U	--	0.02 U
Sodium	*	mg/L	**100**	**100**	**18**	**150**	**170**	**120**	**44**	**44**	--	--
Thallium	0.002	mg/L	0.002 UJ	0.0020 UWN	0.002 UWN	0.002 U	0.002 UW	0.002 U	0.002 U	0.002 U	--	0.001 U
Vanadium (fume or dust)	0.2	mg/L	0.01 U	**0.0028 B**	**0.0033 B**	**0.003 B**	**0.0026 B**	0.01 U	0.01 U	**0.041**	--	0.01 U
Zinc	2	mg/L	**0.018 J**	0.020 U	**0.0086 B**	**0.017 B**	**0.017 B**	**0.0095 B**	**0.023**	**0.069**	--	0.02 U

Notes:

-- - Not analyzed
* - Not a HSRA regulated compounds
B (Inorganics) - Estimated analyte concentration
Bold - analyte detected
Bold and shaded - Analyte concentration exceeds the Type 1 RRS
D - Analyte concentration reported from secondary dilution
DB - Analyte concentration reported from secondary dilution; analyte detected in method blank
J - Estimated analyte concentration
JB (Organic) - Estimated analyte concentration; analyte detected in method blank
JM (Organic) - Estimated analyte concentration; spike sample recovery outside control limits
M (Organic) - Spike sample recovery outside control limits
N - Spike sample recovery outside of control limits
RRS - Risk Reduction Standard
U - Analyte not detected at referenced detection limit
UJ - Analyte not detected; low method bias and/or matrix interference
UN - Analyte not detected; spiked sample recovery outside of control limits
UR - Analyte not detected; data rejected
UWN - Analyte not detected; post digestion spike and spike sample recovery outside control limits

Appendix E-3
Summary of Historical Ground Water Sampling Data - Decommissioned Wells
Atlanta Gas Light Company
Former Manufactured Gas Plant Site
Augusta, Ga

Chemical Name	Type 1 Risk Reduction Standard	Location ID	MW-212						MW-213	MW-301D	MW-301S									MW-308SAP
		Sample Date	7/22/2005	1/16/2003	7/12/2002	1/16/2002	7/13/2001	1/18/2001	4/4/2002	7/19/2003	1/20/2003	1/20/2003	7/17/2002	7/17/2002	4/4/2002	1/17/2002	1/17/2002	7/17/2001	1/17/2001	1/19/2001
		Unit	Pre-ISCO						Pre-ISCO	Pre-ISCO	Pre-ISCO									Pre-ISCO
Volatile Organic Compounds																				
Acetone	4	mg/L	0.025 U	**0.016 J**	0.025 U	0.025 U	0.025 U	0.025 U	--	0.63 U	**0.074 J**	**0.11 J**	0.12 U	0.12 U	--	**0.12 R**	**0.12 R**	0.12 U	0.12 U	5 U
Benzene	0.005	mg/L	0.001 U	**0.00014 J**	0.001 U	0.001 U	0.001 U	**0.00012 J**	0.001 U	--	**0.071**	**0.076**	**0.074**	**0.099**	**0.05**	**0.051**	**0.056**	**0.075**	**0.057**	**33**
Carbon Disulfide	4	mg/L	0.001 U	0.001 U	0.001 U	0.001 U	0.001 U	0.001 U	--	0.025 U	0.005 U	0.005 U	0.005 U	0.005 U	--	0.005 U	0.005 U	0.005 U	0.005 U	0.2 U
Dichloromethane	0.005	mg/L	0.005 U	**0.00033 J**	0.005 U	0.005 U	0.005 U	0.005 U	0.005 U	0.13 U	**0.0021 J**	**0.0026 J**	0.025 U	0.025 U	0.025 U	0.025 U	0.025 U	0.025 U	0.025 U	1 U
Ethylbenzene	0.7	mg/L	0.001 U	**0.00011 J**	0.001 U	0.001 U	0.001 U	0.001 U	0.001 U	--	**0.54**	**0.65**	**0.88**	**0.71 D**	**0.48**	**0.41**	**0.42**	**0.53**	**0.54**	**0.68**
Toluene	1	mg/L	0.001 U	**0.00041 J**	0.001 U	0.001 U	0.001 U	0.001 U	0.001 U	--	**0.0049 J**	**0.0064**	**0.0068**	**0.0069**	**0.011**	**0.0041 J**	0.005 U	**0.014**	**0.015**	**14**
Trichloroethylene	0.005	mg/L	0.001 U	**0.00017 J**	0.001 U	0.001 U	0.001 U	0.001 U	0.001 U	0.025 U	0.005 U	0.005 U	0.005 U	0.005 U	0.005 U	0.005 U	**0.0046 J**	0.005 U	0.005 U	0.2 U
Xylenes, total	2	mg/L	0.002 U	0.002 U	0.002 U	0.002 U	0.002 U	0.002 U	--	--	**0.15 B**	**0.2 B**	**0.27**	**0.31**	--	**0.14**	**0.15**	**0.28**	**0.3**	**4.6**
Semivolatile Organic Compounds																				
2-Methylnaphthalene	*	mg/L	0.0002 U	0.01 U	0.01 U	0.01 U	0.01 U	0.01 U	--	**0.46 J M**	**0.32 D**	**0.32 D**	**0.47 D**	**0.49 D**	--	**0.44**	**0.5**	**0.38**	**0.81 D**	**0.69 D**
Acenaphthene	2	mg/L	0.0002 U	0.01 U	0.01 U	0.01 U	0.01 U	0.01 U	0.01 U	**0.014**	**0.079**	**0.086**	**0.093**	**0.1**	**0.077**	**0.083 J**	**0.1**	**0.085**	**0.14**	**0.012**
Acenaphthylene	0.0002	mg/L	0.0002 U	0.01 U	0.01 U	0.01 U	0.01 U	0.01 U	**0.00081 J**	**0.13**	**0.0035 J**	**0.0031 J**	**0.0047 J**	**0.0048 J**	0.01 U	**0.012 J**	**0.0097 J**	**0.0073 J**	**0.036**	**0.18**
Anthracene	0.0002	mg/L	0.0002 U	0.01 U	0.01 U	0.01 U	0.01 U	0.01 U	0.01 U	0.01 U	**0.0046 J**	**0.0055 J**	**0.0071 J**	**0.0074 J**	**0.0049 J**	**0.0064 J**	**0.0061 J**	**0.0036 J**	**0.0081 J**	**0.0038 J**
Benz(a)anthracene	0.0001	mg/L	0.0002 U	0.01 U	0.01 U	0.01 U	0.01 U	0.01 U	0.01 U	0.01 U	0.01 U	0.01 U	0.01 U	0.01 U	0.01 U	0.1 U	0.1 U	0.05 U	0.01 U	0.01 U
Benzo(a)pyrene	0.0002	mg/L	0.0002 U	0.01 U	0.01 U	0.01 U	0.01 U	0.01 U	0.01 U	0.01 U	0.01 U	0.01 U	0.01 U	0.01 U	0.01 U	0.1 U	0.1 U	0.05 U	0.01 U	0.01 U
Benzo(b)fluoranthene	0.0002	mg/L	0.0002 U	0.01 U	0.01 U	0.01 U	0.01 U	0.01 U	0.01 U	0.01 U	0.01 U	0.01 U	0.01 U	0.01 U	0.01 U	0.1 U	0.1 U	0.05 U	0.01 U	0.01 U
Benzo(g,h,i)perylene	0.0002	mg/L	0.0002 U	0.01 U	0.01 U	0.01 U	0.01 U	0.01 U	0.01 U	0.01 U	0.01 U	0.01 U	0.01 U	0.01 U	0.01 U	0.1 U	0.1 U	0.05 U	0.01 U	0.01 U
Benzo(k)fluoranthene	0.0002	mg/L	0.0002 U	0.01 U	0.01 U	0.01 U	0.01 U	0.01 U	0.01 U	0.01 U	0.01 U	0.01 U	0.01 U	0.01 U	0.01 U	0.1 U	0.1 U	0.05 U	0.01 U	0.01 U
Chrysene	0.0002	mg/L	0.0002 U	0.01 U	0.01 U	0.01 U	0.01 U	0.01 U	0.01 U	0.01 U	0.01 U	0.01 U	0.01 U	0.01 U	0.01 U	0.1 U	0.1 U	0.05 U	0.01 U	0.01 U
Dibenzo(a,h)anthracene	0.003	mg/L	0.0002 U	0.01 U	0.01 U	0.01 U	0.01 U	0.01 U	0.01 U	0.01 U	0.01 U	0.01 U	0.01 U	0.01 U	0.01 U	0.1 U	0.1 U	0.05 U	0.01 U	0.01 U
Dibenzofuran	0.001	mg/L	0.0002 U	0.01 U	0.01 U	0.01 U	0.01 U	0.01 U	--	0.01 U	**0.0043 J**	**0.0048 J**	**0.0054 J**	**0.006 J**	--	**0.0054 J**	**0.0064 J**	**0.0045 J**	**0.0092 J**	**0.0072 J**
Fluoranthene	1	mg/L	0.0002 U	0.01 U	0.01 U	0.01 U	0.01 U	0.01 U	0.01 U	0.01 U	**0.002 J**	**0.0024 J**	**0.0026 J**	**0.0028 J**	**0.0014 J**	**0.004 J**	0.1 U	0.05 U	**0.0033 J**	**0.0017 J**
Fluorene	1	mg/L	0.0002 U	0.01 U	0.01 U	0.01 U	0.01 U	0.01 U	0.01 U	**0.024**	**0.025**	**0.028**	**0.033**	**0.036**	**0.02**	**0.028 J**	**0.028 J**	**0.025 J**	**0.041**	**0.031**
Indeno(1,2,3-cd)pyrene	0.0004	mg/L	0.0002 U	0.01 U	0.01 U	0.01 U	0.01 U	0.01 U	0.01 U	0.01 U	0.01 U	0.01 U	0.01 U	0.01 U	0.01 U	0.1 U	0.1 U	0.05 U	0.01 U	0.01 U
Naphthalene	0.02	mg/L	0.0002 U	0.01 U	0.01 U	0.01 U	0.01 U	0.01 U	**0.0059 J**	**7.3 J M**	**1.3 D**	**1.3 D**	**2 D**	**1.9 D**	**1.4 D**	**1.6**	**1.6 D**	**1.6 D**	**3.3 D**	**6.4 D**
Phenanthrene	*	mg/L	0.0002 U	0.01 U	0.01 U	0.01 U	0.01 U	0.01 U	**0.0012 J**	**0.021**	**0.029**	**0.032**	**0.035**	**0.038**	**0.023**	**0.039 J**	**0.04 J**	**0.028 J**	**0.05**	**0.026**
Pyrene	1	mg/L	0.0002 U	0.01 U	0.01 U	0.01 U	0.01 U	0.01 U	0.01 U	0.01 U	**0.0025 J**	**0.003 J**	**0.0027 J**	**0.0032 J**	**0.0022 J**	**0.007 J**	0.1 U	0.05 U	**0.0043 J**	**0.0018 J**
Inorganic Compounds																				
Aluminum (fume or dust)	*	mg/L	**1.99**	**0.046 B**	**0.031 B**	**0.096 B**	**0.063 B**	**0.046 B**	--	**0.5**	0.2 U	0.2 U	**0.045 B**	**0.043 B**	--	0.2 U	0.2 U	**0.047 BN**	**0.48**	**0.1 B**
Antimony	0.01	mg/L	0.006 U	0.020 U	0.02 U	0.02 U	0.02 U	0.02 U	--	0.02 U	0.02 U	0.02 U	0.02 U	0.02 U	--	0.02 U	0.02 U	0.02 U	**0.011 B**	0.02 U
Arsenic	0.05	mg/L	0.01 U	0.010 U	0.01 U	0.01 U	0.01 U	0.01 U	--	0.01 U	0.01 U	0.01 U	**0.0079 B**	**0.0062 B**	--	0.01 U	0.01 U	0.01 U	0.01 U	0.01 U
Barium	2	mg/L	**0.0685**	**0.25**	**0.26**	**0.32**	**0.3**	**0.29**	--	**0.39**	**0.32**	**0.29**	**0.36**	**0.35**	--	**0.31**	**0.32**	**0.35**	**0.38**	**0.37**
Beryllium	0.004	mg/L	0.004 U	0.0040 U	0.004 U	0.004 U	0.004 U	0.004 U	--	0.004 U	0.004 U	0.004 U	0.004 U	0.004 U	--	0.00077 U	0.00073 U	0.004 U	**0.0015 B**	0.004 U
Cadmium	0.005	mg/L	0.005 U	**0.0010 B**	**0.0012 B**	**0.00074 B**	0.005 U	0.005 U	--	0.005 U	0.005 U	0.005 U	0.005 U	0.005 U	--	0.005 U	0.005 U	0.005 U	0.005 U	0.005 U
Calcium metal	*	mg/L	**40.2**	**12**	**12**	**16**	**14**	**14**	--	**37**	**78**	**75**	**74**	**73**	--	**87**	**85**	**84**	**95**	**22**
Chromium	0.1	mg/L	0.01 U	0.010 U	0.01 U	0.01 U	0.01 U	0.01 U	--	0.01 U	0.01 U	0.01 U	0.01 U	0.01 U	--	0.01 U	0.01 U	0.01 U	0.01 U	0.01 U
Cobalt	*	mg/L	0.01 U	**0.0046 B**	**0.0054 B**	**0.0072 B**	**0.0067 B**	**0.0064 B**	--	0.01 U	0.01 U	0.01 U	0.01 U	0.01 U	--	0.01 U	0.01 U	0.01 U	0.01 U	**0.0028 B**
Copper	1.3	mg/L	0.02 U	**0.0018 B**	**0.0011 B**	**0.0041 B**	0.02 U	**0.002 B**	--	0.02 U	**0.0014 B**	**0.0013 B**	**0.0014 B**	**0.0014 B**	--	0.02 U	0.02 U	0.02 U	**0.0025 B**	**0.0016 B**
Cyanide	0.2	mg/L	0.01 U	0.010 U	0.01 U	0.01 U	0.01 U	0.01 U	--	0.015 U	0.01 U	**0.0052 B**	0.01 U	0.01 U	--	**0.0062 B**	**0.0051 B**	0.01 U	0.01 U	0.01 U
Iron	*	mg/L	**1.89**	**0.91**	**0.76**	**1.3**	**0.91**	**1.1**	--	**31**	**41**	**38**	**46**	**46**	--	**37**	**38**	**36**	**34**	**10 N**
Lead	0.015	mg/L	**0.0389**	0.0050 U	0.005 U	0.005 U	0.005 U	0.005 U	--	**0.007**	0.005 U	0.005 U	0.005 U	0.005 U	--	0.005 U	0.005 U	0.005 U	**0.0027 B**	0.005 U
Magnesium	*	mg/L	**4.18**	**7.1**	**6.9**	**9**	**8.5**	**8.2**	--	**27**	**40**	**37**	**45**	**45**	--	**37**	**38 J**	**33**	**34**	**11**
Manganese	*	mg/L	**0.274**	**0.86**	**0.89**	**1.3**	**1.1**	**1.1**	--	**2.8**	**5**	**4.7**	**5.9**	**5.9**	--	4.4 U	**4.6 N**	**4.8**	**5.0**	**1.1**
Mercury	0.002	mg/L	0.0002 U	0.00020 U	0.0002 U	0.0002 U	0.0002 U	0.00020 U	--	0.0002 U	**0.00013 B**	**0.00012 B**	0.0002 U	0.0002 U	--	0.0002 U	0.0002 U	0.0002 U	0.00020 U	0.00020 U
Nickel	0.1	mg/L	0.04 U	0.040 U	0.04 U	0.04 U	0.04 U	0.04 U	--	0.04 U	0.04 U	0.04 U	0.04 U	0.04 U	--	0.04 U	0.04 U	0.04 U	0.04 U	0.04 U
Potassium	*	mg/L	**23.4**	**2.4**	**2.4**	**2.5**	**2.4**	**2.4**	--	**3.6**	**13**	**12**	**13**	**13**	--	14 U	**14 J**	**14**	**15**	**2.3**
Selenium	0.05	mg/L	0.01 U	0.010 U	0.01 U	0.01 U	0.01 U	0.01 U	--	0.01 U	0.01 U	0.01 U	0.01 U	0.01 U	--	0.01 U	0.01 U	0.01 U	0.01 U	0.01 U
Sodium	*	mg/L	**16.4**	**15**	**14**	**16**	**16**	**15**	--	**46**	**13**	**12**	**13**	**13**	--	**12**	**12**	**12**	**10**	**23**
Thallium	0.002	mg/L	0.001 U	0.0020 UWN	0.002 UWN	0.002 U	0.002 UW	0.002 U	--	0.002 U	0.002 UWN	0.002 UWN	0.002 UWN	0.002 UWN	--	0.002 U	0.002 U	0.002 UN	0.002 U	0.002 U
Vanadium (fume or dust)	0.2	mg/L	0.01 U	0.010 U	0.01 U	0.01 U	0.01 U	0.01 U	--	0.01 U	0.01 U	0.01 U	0.01 U	0.01 U	--	0.0028 U	0.0032 U	0.01 U	**0.0027 B**	0.01 U
Zinc	2	mg/L	**0.0564**	**0.084**	**0.093**	**0.057**	0.02 U	**0.019 B**	--	**0.04**	0.02 U	0.02 U	0.02 U	0.02 U	--	0.02 U	0.02 U	0.02 U	**0.011 B**	0.02 U

Notes:

-- - Not analyzed
* - Not a HSRA regulated compounds
B (Inorganics) - Estimated analyte concentration
Bold - analyte detected
Bold and shaded - Analyte concentration exceeds the Type 1 RRS
D - Analyte concentration reported from secondary dilution
DB - Analyte concentration reported from secondary dilution; analyte detected in method blank
J - Estimated analyte concentration
JB (Organic) - Estimated analyte concentration; analyte detected in method blank
JM (Organic) - Estimated analyte concentration; spike sample recovery outside control limits
M (Organic) - Spike sample recovery outside control limits
N - Spike sample recovery outside of control limits
RRS - Risk Reduction Standard
U - Analyte not detected at referenced detection limit
UJ - Analyte not detected; low method bias and/or matrix interference
UN - Analyte not detected; spiked sample recovery outside of control limits
UR - Analyte not detected; data rejected
UWN - Analyte not detected; post digestion spike and spike sample recovery outside control limits

Appendix E-3
Summary of Historical Ground Water Sampling Data - Decommissioned Wells
Atlanta Gas Light Company
Former Manufactured Gas Plant Site
Augusta, Ga

Chemical Name	Type 1 Risk Reduction Standard	Location ID	MW-405D								MW-407D											
		Sample Date	7/16/2004	1/24/2004	7/19/2003	1/17/2003	7/16/2002	1/16/2002	7/16/2001	1/23/2001	1/15/2006	7/20/2005	2/7/2005	7/13/2004	1/22/2004	7/20/2003	1/17/2003	7/16/2002	7/02 DUP	1/15/2002	7/17/2001	1/19/2001
		Unit	Pre-ISCO								Post-ISCO	Pre-ISCO										
Volatile Organic Compounds																						
Acetone	4	mg/L	0.025 U	0.025 U	0.025 U	0.025 U	0.025 U	0.025 U	0.025 U	0.025 U	10 U	25 U	25 U	25 U	25 U	25 U	25 U	25 U	25 U	25 U	25 U	25 U
Benzene	0.005	mg/L	0.001 U	0.001 U	0.001 U	0.001 U	0.001 U	0.001 U	0.001 U	0.001 U	1.0 U	1.0 U	1.0 U	**1.6**	**1.7**	1.0 U	**1.9**	**3.3**	1.0 U	**2.7**	**1.8**	**0.38 J**
Carbon Disulfide	4	mg/L	0.001 U	0.001 U	0.001 U	0.001 U	0.001 U	0.001 U	0.001 U	0.001 U	1.0 U	1.0 U	1.0 U	1.0 U	1.0 U	1.0 U	1.0 U	1.0 U	1.0 U	1.0 U	1.0 U	1.0 U
Dichloromethane	0.005	mg/L	0.005 U	0.005 U	0.005 U	0.005 U	0.005 U	0.005 U	0.005 U	0.005 U	1.0 U	5.0 U	5.0 U	5.0 U	5.0 U	5.0 U	5.0 U	5.0 U	5.0 U	5.0 U	5.0 U	5.0 U
Ethylbenzene	0.7	mg/L	0.001 U	0.001 U	0.001 U	0.001 U	0.001 U	0.001 U	0.001 U	0.001 U	1.0 U	1.0 U	1.0 U	1.0 U	1.0 U	1.0 U	**0.12 J**	**0.25 J**	1.0 U	**0.2 J**	1.0 U	1.0 U
Toluene	1	mg/L	0.001 U	0.001 U	0.001 U	0.001 U	0.001 U	0.001 U	0.001 U	0.001 U	1.0 U	1.0 U	1.0 U	1.0 U	1.0 U	1.0 U	1.0 U	**0.41 J**	1.0 U	1.0 U	1.0 U	1.0 U
Trichloroethylene	0.005	mg/L	0.001 U	0.001 U	0.001 U	0.001 U	0.001 U	0.001 U	0.001 U	0.001 U	1.0 U	1.0 U	1.0 U	1.0 U	1.0 U	1.0 U	1.0 U	1.0 U	1.0 U	1.0 U	1.0 U	1.0 U
Xylenes, total	2	mg/L	0.002 U	0.002 U	0.002 U	0.002 U	0.002 U	0.002 U	0.002 U	0.002 U	2.0 U	2.0 U	2.0 U	2.0 U	2.0 U	2.0 U	**1.6 J**	**2.2**	2.0 U	**2.4**	**1.6 J**	**0.65 J**
Semivolatile Organic Compounds																						
2-Methylnaphthalene	*	mg/L	0.0002 U	0.0002 U	0.01 U	0.01 U	0.01 U	0.01 U	0.01 U	0.01 U	**0.44**	**0.51**	**0.92**	**5.4**	**4.4**	**11**	**0.39 J**	**1.8 J**	10 U	**4.2 J**	**1.1 J**	10 U
Acenaphthene	2	mg/L	0.0002 U	0.0002 U	0.01 U	0.01 U	0.01 U	0.01 U	0.01 U	0.01 U	0.2 U	**2.2**	**3.5**	**12**	**15**	**18**	**8.9 J**	**13**	10 U	**8.5 J**	**2.7 J**	10 U
Acenaphthylene	0.0002	mg/L	0.0002 U	0.0002 U	0.01 U	0.01 U	0.01 U	0.01 U	0.01 U	0.01 U	0.2 U	0.2 U	0.2 U	0.2 U	0.2 U	10 U	10 U	10 U	10 U	10 U	10 U	10 U
Anthracene	0.0002	mg/L	0.0002 U	0.0002 U	0.01 U	0.01 U	0.01 U	0.01 U	0.01 U	0.01 U	0.2 U	0.2 U	0.2 U	0.2 U	0.2 U	10 U	10 U	10 U	10 U	10 U	10 U	10 U
Benz(a)anthracene	0.0001	mg/L	0.0002 U	0.0002 U	0.01 U	0.01 U	0.01 U	0.01 U	0.01 U	0.01 U	0.2 U	0.2 U	0.2 U	0.2 U	0.2 U	10 U	10 U	10 U	10 U	10 U	10 U	10 U
Benzo(a)pyrene	0.0002	mg/L	0.0002 U	0.0002 U	0.01 U	0.01 U	0.01 U	0.01 U	0.01 U	0.01 U	0.2 U	0.2 U	0.2 U	0.2 U	0.2 U	10 U	10 U	10 U	10 U	10 U	10 U	10 U
Benzo(b)fluoranthene	0.0002	mg/L	0.0002 U	0.0002 U	0.01 U	0.01 U	0.01 U	0.01 U	0.01 U	0.01 U	0.2 U	0.2 U	0.2 U	0.2 U	0.2 U	10 U	10 U	10 U	10 U	10 U	10 U	10 U
Benzo(g,h,i)perylene	0.0002	mg/L	0.0002 U	0.0002 U	0.01 U	0.01 U	0.01 U	0.01 U	0.01 U	0.01 U	0.2 U	0.2 U	0.2 U	0.2 U	0.2 U	10 U	10 U	10 U	10 U	10 U	10 U	10 U
Benzo(k)fluoranthene	0.0002	mg/L	0.0002 U	0.0002 U	0.01 U	0.01 U	0.01 U	0.01 U	0.01 U	0.01 U	0.2 U	0.2 U	0.2 U	0.2 U	0.2 U	10 U	10 U	10 U	10 U	10 U	10 U	10 U
Chrysene	0.0002	mg/L	0.0002 U	0.0002 U	0.01 U	0.01 U	0.01 U	0.01 U	0.01 U	0.01 U	0.2 U	0.2 U	0.2 U	0.2 U	0.2 U	10 U	10 U	10 U	10 U	10 U	10 U	10 U
Dibenzo(a,h)anthracene	0.003	mg/L	0.0002 U	0.0002 U	0.01 U	0.01 U	0.01 U	0.01 U	0.01 U	0.01 U	0.2 U	0.2 U	0.2 U	0.2 U	0.2 U	10 U	10 U	10 U	10 U	10 U	10 U	10 U
Dibenzofuran	0.001	mg/L	0.0002 U	0.0002 U	0.01 U	0.01 U	0.01 U	0.01 U	0.01 U	0.01 U	0.2 U	0.2 U	0.2 U	0.2 U	0.2 U	10 U	10 U	10 U	10 U	10 U	10 U	10 U
Fluoranthene	1	mg/L	0.0002 U	0.0002 U	0.01 U	0.01 U	0.01 U	0.01 U	0.01 U	0.01 U	0.2 U	0.2 U	0.2 U	0.2 U	0.2 U	10 U	10 U	10 U	10 U	10 U	10 U	10 U
Fluorene	1	mg/L	0.0002 U	0.0002 U	0.01 U	0.01 U	0.01 U	0.01 U	0.01 U	0.01 U	0.2 U	0.2 U	**0.28**	**0.83**	**1.2**	10 U	**0.82 J**	**1.2 J**	10 U	10 U	10 U	10 U
Indeno(1,2,3-cd)pyrene	0.0004	mg/L	0.0002 U	0.0002 U	0.01 U	0.01 U	0.01 U	0.01 U	0.01 U	0.01 U	0.2 U	0.2 U	0.2 U	0.2 U	0.2 U	10 U	10 U	10 U	10 U	10 U	10 U	10 U
Naphthalene	0.02	mg/L	0.0002 U	0.0002 U	0.01 U	0.01 U	0.01 U	0.01 U	0.01 U	0.01 U	**0.21**	**0.66**	**0.23**	**17**	**16**	**47**	10 U	**0.95 J**	10 U	**11**	**4.8 J**	**1.2 J**
Phenanthrene	*	mg/L	0.0002 U	0.0002 U	0.01 U	0.01 U	0.01 U	0.01 U	0.01 U	0.01 U	0.2 U	0.2 U	0.2 U	**0.8**	**0.73**	10 U	**0.5 J**	**0.65 J**	10 U	10 U	10 U	10 U
Pyrene	1	mg/L	0.0002 U	0.0002 U	0.01 U	0.01 U	0.01 U	0.01 U	0.01 U	0.01 U	0.2 U	0.2 U	0.2 U	0.2 U	0.2 U	10 U	10 U	10 U	10 U	10 U	10 U	10 U
Inorganic Compounds																						
Aluminum (fume or dust)	*	mg/L	**11**	**0.33**	**7.6**	**4.5**	**1.9**	**2.1 N**	**1.2**	**1.1**	**3.46**	**1.25**	**3.9**	**1.5**	**0.32**	**0.7**	**0.21**	**0.51**	**1.3**	**0.63 N**	**0.37 N**	**0.29**
Antimony	0.01	mg/L	0.02 U	0.02 U	0.02 U	0.02 U	0.02 U	0.020 U	0.02 U	0.02 U	0.01 U	0.006 U	0.02 U	0.006 U	0.02 U	0.02 U	0.02 U	0.02 U	0.02 U	0.020 U	0.02 U	0.02 U
Arsenic	0.05	mg/L	0.01 U	0.01 U	0.01 U	0.01 U	0.01 U	0.010 U	0.01 U	0.01 U	0.01 U	0.01 U	0.01 U	0.01 U	0.01 U	0.01 U	0.01 U	**0.0034 B**	0.01 U	0.010 U	**0.0052 B**	**0.0053 B**
Barium	2	mg/L	**0.21**	**0.22**	**0.25**	**0.29**	**0.27**	**0.25**	**0.23**	**0.25**	**0.544**	**0.45**	**0.76**	**0.56**	**0.36**	**0.38**	**0.54**	**0.42**	**0.27**	**0.45**	**0.5**	**0.82**
Beryllium	0.004	mg/L	0.004 U	0.004 U	0.004 U	0.004 U	0.004 U	0.0040 U	0.004 U	0.004 U	0.005 U	0.004 U	0.004 U	0.004 U	0.004 U	0.004 U	0.004 U	0.004 U	0.004 U	0.0040 U	0.004 U	0.004 U
Cadmium	0.005	mg/L	0.005 U	0.005 U	0.005 U	**0.0031 B**	0.005 U	0.0050 U	0.005 U	0.005 U	0.002 U	0.005 U	0.005 U	0.005 U	0.005 U	0.005 U	**0.0009 B**	0.005 U	0.005 U	0.0050 U	**0.00088 B**	**0.0032 B**
Calcium metal	*	mg/L	**16**	**21**	**21**	**22**	**20**	**21**	**19**	**16**	**48.6**	**45.1**	**58**	**45**	**35**	**36**	**51**	**38**	**20**	**42**	**53**	**82**
Chromium	0.1	mg/L	**0.011**	0.01 U	**0.01**	**0.0058 B**	**0.0021 B**	**0.0030 B**	0.01 U	0.01 U	**0.0053**	0.01 U	0.01 U	0.01 U	0.01 U	0.01 U	0.01 U	0.01 U	0.01 U	0.010 U	0.01 U	**0.0017 B**
Cobalt	*	mg/L	**0.011**	**0.011**	**0.02**	**0.017**	**0.015**	**0.015**	**0.014**	**0.014**	0.007 U	0.01 U	0.01 U	0.01 U	0.01 U	0.01 U	**0.0047 B**	**0.0036 B**	**0.014**	**0.0030 B**	**0.0027 B**	**0.0047 B**
Copper	1.3	mg/L	0.02 U	0.02 U	0.02 U	**0.0074 B**	**0.0047 B**	**0.0010 B**	**0.0026 B**	**0.0023 B**	0.025 U	0.02 U	0.02 U	0.02 U	0.02 U	0.02 U	**0.0037 B**	**0.0022 B**	**0.0027 B**	**0.0018 B**	0.02 U	**0.0018 B**
Cyanide	0.2	mg/L	0.01 U	0.01 U	0.015 U	0.01 U	0.01 U	0.010 U	0.01 U	0.01 U	0.01 U	0.01 U	0.01 U	0.01 U	0.01 U	0.015 U	0.01 U	0.01 U	0.01 U	0.010 U	0.01 U	0.01 U
Iron	*	mg/L	**11**	**0.38**	**16**	**5.6**	**2.5**	**3.1 N**	**1.8**	**2.4**	--	--	--	--	--	--	--	--	--	--	--	--
Lead	0.015	mg/L	0.005 U	0.005 U	**0.02**	**0.0031 B**	**0.0018 B**	**0.0017 B**	0.005 U	0.005 U	**0.0073**	0.005 U	**0.013**	0.005 U	0.005 U	0.005 U	0.005 U	0.005 U	0.005 U	0.0050 U	0.005 U	0.005 U
Magnesium	*	mg/L	**15**	**19**	**19**	**20**	**17**	**18**	**16**	**13**	**43.3**	**35.8**	**37**	**23**	**17**	**18**	**25**	**19**	**17**	**21**	**28**	**43**
Manganese	*	mg/L	**0.53**	**0.77**	**0.79**	**0.95**	**0.9**	**1.1**	**1.0**	**1.0**	--	--	--	--	--	--	--	--	--	--	--	--
Mercury	0.002	mg/L	0.0002 U	0.0002 U	0.0002 U	0.0002 U	0.0002 U	0.00020 U	0.0002 U	0.00020 U	0.0002 U	0.0002 U	0.0002 U	0.0002 U	0.0002 U	0.0002 U	0.0002 U	0.0002 U	0.0002 U	0.00020 U	0.0002 U	0.00020 U
Nickel	0.1	mg/L	0.04 U	0.04 U	0.04 U	**0.01 B**	**0.008 B**	**0.0080 B**	**0.0065 B**	**0.0051 B**	0.04 U	0.04 U	0.04 U	0.04 U	0.04 U	0.04 U	0.04 U	0.04 U	**0.0078 B**	0.040 U	0.04 U	0.04 U
Potassium	*	mg/L	**2.3**	**2.7**	**3.4**	**3**	**3.2**	**3.4**	**3.6**	**5.3**	**21.7**	**17.7**	**20**	**6.8**	**5.1**	**7**	**8.1**	**6.8**	**3**	**7.0**	**13**	**17**
Selenium	0.05	mg/L	0.01 U	0.01 U	0.01 U	0.01 U	0.01 U	0.010 U	0.01 U	0.01 U	0.005 U	0.01 U	0.01 U	0.01 U	0.01 U	0.01 U	0.01 U	0.01 U	0.01 U	0.010 U	0.01 U	0.01 U
Sodium	*	mg/L	**56**	**35**	**37**	**38**	**35**	**37**	**36**	**38**	**323**	**286**	**54**	**79**	**55**	**70**	**97**	**73**	**35**	**81**	**150**	**180**
Thallium	0.002	mg/L	0.002 U	0.001 U	0.002 U	0.002 U	0.002 UW	0.0020 U	0.002 U	0.002 U	0.001 U	0.001 U	0.002 U	0.001 U	0.001 U	0.002 U	0.002 U	0.002 UW	0.002 UW	0.0020 U	0.002 UN	0.002 U
Vanadium (fume or dust)	0.2	mg/L	**0.028**	0.01 U	**0.03**	**0.013**	**0.0057 B**	**0.0067 B**	**0.0038 B**	**0.0035 B**	**0.0082**	0.01 U	0.01 U	0.01 U	0.01 U	0.01 U	0.01 U	0.01 U	**0.0037 B**	0.010 U	0.01 U	0.01 U
Zinc	2	mg/L	**0.027**	**0.03**	**0.07**	**0.19**	**0.019 B**	**0.070**	**0.021**	**0.019 B**	**0.0216**	0.02 U	**0.044**	0.02 U	0.02 U	**0.03**	**0.033**	**0.0063 B**	**0.017 B**	**0.026**	0.02 U	**0.012 B**

Notes:

-- - Not analyzed
* - Not a HSRA regulated compounds
B (Inorganics) - Estimated analyte concentration
Bold - analyte detected
Bold and shaded - Analyte concentration exceeds the Type 1 RRS
D - Analyte concentration reported from secondary dilution
DB - Analyte concentration reported from secondary dilution; analyte detected in method blank
J - Estimated analyte concentration
JB (Organic) - Estimated analyte concentration; analyte detected in method blank
JM (Organic) - Estimated analyte concentration; spike sample recovery outside control limits
M (Organic) - Spike sample recovery outside control limits
N - Spike sample recovery outside of control limits
RRS - Risk Reduction Standard
U - Analyte not detected at referenced detection limit
UJ - Analyte not detected; low method bias and/or matrix interference
UN - Analyte not detected; spiked sample recovery outside of control limits
UR - Analyte not detected; data rejected
UWN - Analyte not detected; post digestion spike and spike sample recovery outside control limits

Appendix E-3
Summary of Historical Ground Water Sampling Data - Decommissioned Wells
Atlanta Gas Light Company
Former Manufactured Gas Plant Site
Augusta, Ga

Chemical Name	Type 1 Risk Reduction Standard	Location ID	TLC-01D			TLC-01S		TLC-02S					
		Sample Date	1/18/2002	7/18/2001	1/23/2001	1/18/2002	1/23/2001	4/4/2002	3/8/2002	3/8/2002	1/18/2002	7/17/2001	1/23/2001
		Sample ID	TLC01D-011802	TLC01D-071801	TLC01D 012301	TLC01S-011802	TLC01S 012301	TLC02S-040402	TLC2S-030802	TLC2S-030802 SOLUBLE	TLC02S-011802	TLC02S-071701	TLC02S 012301
		Unit											
Volatile Organic Compounds													
Acetone	4	mg/L	0.5 U	**0.5 R**	0.25 U	**0.032**	**0.035**	--	**3.8**	--	5 U	0.62 U	2.5 U
Benzene	0.005	mg/L	**1.8**	**2**	**1.8**	**0.099**	**0.00036 JB**	**20**	**9.8**	--	**21**	**25 D**	**21**
Carbon Disulfide	4	mg/L	0.02 U	0.02 U	0.01 U	0.001 U	0.001 U	--	0.05 U	--	0.2 U	0.025 U	0.1 U
Dichloromethane	0.005	mg/L	0.1 U	0.1 U	0.05 U	0.005 U	0.005 U	1 U	0.25 U	--	1 U	0.12 U	0.5 U
Ethylbenzene	0.7	mg/L	**0.46**	**0.24**	**0.24**	**0.012**	**0.00033 J**	**1.4**	**0.52**	--	**0.86**	**1.4**	**1.2**
Toluene	1	mg/L	**0.26**	**0.21**	**0.46**	**0.016**	**0.0004 J**	0.2 U	0.05 U	--	0.2 U	**0.041**	0.1 U
Trichloroethylene	0.005	mg/L	0.02 U	0.02 U	0.01 U	0.001 U	0.001 U	0.2 U	0.05 U	--	0.2 U	**0.012 J**	0.1 U
Xylenes, total	2	mg/L	**0.39**	**0.24**	**0.25**	**0.012**	**0.00061 J**	--	**0.36**	--	**0.57**	**1.3**	**0.93**
Semivolatile Organic Compounds													
2-Methylnaphthalene	*	mg/L	**0.19 DJ**	**0.081**	**0.09**	--	**0.00041 J**	--	**1.5**	--	**0.77 DJ**	**0.94**	0.01 U
Acenaphthene	2	mg/L	**0.055**	**0.021 J**	**0.015**	--	**0.00081 J**	**0.17 J**	**0.22**	--	**0.069**	**0.092**	0.01 U
Acenaphthylene	0.0002	mg/L	**0.015**	**0.0098 J**	**0.028**	--	0.01 U	0.25 U	**0.014 J**	--	0.01 U	0.05 U	0.01 U
Anthracene	0.0002	mg/L	**0.0044 J**	**0.002 J**	**0.0019 J**	--	0.01 U	**0.018 J**	**0.076 J**	--	**0.0079 J**	**0.0078 J**	0.01 U
Benz(a)anthracene	0.0001	mg/L	**0.00051 J**	0.05 U	0.01 U	--	0.01 U	0.25 U	**0.024 J**	--	**0.00062 J**	0.05 U	0.01 U
Benzo(a)pyrene	0.0002	mg/L	0.01 U	0.05 U	0.01 U	--	0.01 U	0.25 U	**0.014 J**	--	0.01 U	0.05 U	0.01 U
Benzo(b)fluoranthene	0.0002	mg/L	0.01 U	0.05 U	0.01 U	--	0.01 U	0.25 U	**0.011 J**	--	0.01 U	0.05 U	0.01 U
Benzo(g,h,i)perylene	0.0002	mg/L	0.01 U	0.05 UJ	0.01 U	--	0.01 U	0.25 U	**0.01 J**	--	0.01 U	0.05 U	0.01 U
Benzo(k)fluoranthene	0.0002	mg/L	0.01 U	0.05 U	0.01 U	--	0.01 U	0.25 U	**0.0086 J**	--	0.01 U	0.05 U	0.01 U
Chrysene	0.0002	mg/L	0.01 U	0.05 U	0.01 U	--	0.01 U	0.25 U	**0.016 J**	--	0.01 U	0.05 U	0.01 U
Dibenzo(a,h)anthracene	0.003	mg/L	0.01 U	0.05 UJ	0.01 U	--	0.01 U	0.25 U	0.1 U	--	0.01 U	0.05 U	0.01 U
Dibenzofuran	0.001	mg/L	**0.0056 J**	**0.0024 J**	**0.003 J**	--	0.01 U	--	**0.052 J**	--	**0.017**	**0.021 J**	0.01 U
Fluoranthene	1	mg/L	**0.0032 J**	0.05 U	0.01 U	--	0.01 U	0.25 U	**0.055 J**	--	**0.0024 J**	**0.0023 J**	0.01 U
Fluorene	1	mg/L	**0.026**	**0.01 J**	**0.011**	--	0.01 U	**0.074 J**	**0.11**	--	**0.029**	**0.039 J**	0.01 U
Indeno(1,2,3-cd)pyrene	0.0004	mg/L	0.01 U	0.05 UJ	0.01 U	--	0.01 U	0.25 U	**0.014 J**	--	0.01 U	0.05 U	0.01 U
Naphthalene	0.02	mg/L	**1.7 D**	**0.67**	**1.1 D**	--	**0.0056 J**	**11 D**	**13 D**	--	**9.5 D**	**12 D**	0.01 U
Phenanthrene	*	mg/L	**0.026**	**0.01 J**	**0.012**	--	0.01 U	**0.067 J**	**0.2**	--	**0.028**	**0.031 J**	0.01 U
Pyrene	1	mg/L	**0.0038 J**	0.05 U	**0.0019 J**	--	0.01 U	**0.014 J**	**0.045 J**	--	**0.0028 J**	0.05 U	0.01 U
Inorganic Compounds													
Aluminum (fume or dust)	*	mg/L	--	**1.1**	**2.5 N**	--	**1.1 N**	--	--	--	**0.039 B**	**0.06 BN**	**0.44 N**
Antimony	0.01	mg/L	--	0.02 U	0.02 U	--	0.02 U	--	--	--	0.02 U	0.02 U	0.02 U
Arsenic	0.05	mg/L	--	0.01 U	**0.0033 B**	--	0.01 U	--	--	--	0.01 U	**0.0065 B**	**0.0035 B**
Barium	2	mg/L	--	**0.31**	**0.36**	--	**0.38**	--	--	--	**0.67**	**0.56**	**0.63**
Beryllium	0.004	mg/L	--	0.004 U	0.004 U	--	0.004 U	--	--	--	0.004 U	0.004 U	0.004 U
Cadmium	0.005	mg/L	--	0.005 U	**0.0022 B**	--	**0.0015 B**	--	--	--	0.005 U	0.005 U	**0.00078 B**
Calcium metal	*	mg/L	--	**18**	**17**	--	**18**	--	--	--	**200**	**170**	**200**
Chromium	0.1	mg/L	--	**0.0023 J**	**0.0074 B**	--	**0.0021 B**	--	--	--	0.01 U	0.01 U	0.01 U
Cobalt	*	mg/L	--	**0.004 J**	**0.0057 B**	--	**0.0078 B**	--	--	--	**0.0052 B**	**0.0042 B**	**0.0063 B**
Copper	1.3	mg/L	--	0.0012 U	**0.022**	--	**0.0060 B**	--	--	--	**0.002 B**	**0.0017 B**	**0.0038 B**
Cyanide	0.2	mg/L	--	**0.026**	**0.028**	--	**0.045**	--	**1.5**	**1.4**	**1.4**	**1.3**	**0.77**
Iron	*	mg/L	--	**55**	**71**	--	**49**	--	--	--	**20**	**20**	**23**
Lead	0.015	mg/L	--	0.005 U	**0.0024 B**	--	**0.0022 B**	--	--	--	0.005 U	0.005 U	**0.0025 B**
Magnesium	*	mg/L	--	**20**	**19**	--	**26**	--	--	--	**25**	**22**	**26**
Manganese	*	mg/L	--	**0.92**	**1.0**	--	**1.9**	--	--	--	**1.6**	**1.6**	**1.8**
Mercury	0.002	mg/L	--	0.0002 U	0.00020 U	--	0.00020 U	--	--	--	0.0002 U	0.0002 U	0.00020 U
Nickel	0.1	mg/L	--	0.04 U	**0.019 B**	--	**0.013 B**	--	--	--	0.04 U	0.04 U	0.04 U
Potassium	*	mg/L	--	**3.5**	**2.8**	--	**3.5**	--	--	--	**10**	**9.7**	**9.4**
Selenium	0.05	mg/L	--	0.01 U	0.01 U	--	0.01 U	--	--	--	**0.0058 B**	0.01 U	0.01 U
Sodium	*	mg/L	--	**55**	**52**	--	**21**	--	--	--	**16**	**14**	**17**
Thallium	0.002	mg/L	--	0.002 U	0.002 U	--	0.002 UW	--	--	--	0.002 UW	0.002 UN	0.002 UW
Vanadium (fume or dust)	0.2	mg/L	--	0.01 U	**0.0051 B**	--	0.01 U	--	--	--	**0.0031 B**	0.01 U	**0.0025 B**
Zinc	2	mg/L	--	**0.0086 J**	**0.015 B**	--	**0.0095 B**	--	--	--	0.02 U	0.02 U	0.02 U

Notes:
-- - Not analyzed
* - Not a HSRA regulated compounds
B (Inorganics) - Estimated analyte concentration
Bold - analyte detected
Bold and shaded - Analyte concentration exceeds the Type 1 RRS
D - Analyte concentration reported from secondary dilution
DB - Analyte concentration reported from secondary dilution; analyte detected in method blank
J - Estimated analyte concentration
JB (Organic) - Estimated analyte concentration; analyte detected in method blank
JM (Organic) - Estimated analyte concentration; spike sample recovery outside control limits
M (Organic) - Spike sample recovery outside control limits
N - Spike sample recovery outside of control limits
RRS - Risk Reduction Standard
U - Analyte not detected at referenced detection limit
UJ - Analyte not detected; low method bias and/or matrix interference
UN - Analyte not detected; spiked sample recovery outside of control limits
UR - Analyte not detected; data rejected
UWN - Analyte not detected; post digestion spike and spike sample recovery outside control limits

Appendix E-3
Summary of Historical Ground Water Sampling Data - Decommissioned Wells
Atlanta Gas Light Company
Former Manufactured Gas Plant Site
Augusta, Ga

Chemical Name	Type 1 Risk Reduction Standard	Location ID	TLC-03D				TLC-03S				
		Sample Date	1/21/2002	1/21/2002	7/13/2001	1/23/2001	3/8/2002	3/8/2002	1/21/2002	7/13/2001	1/23/2001
		Sample ID	TLC03D-012102	TLC03SDUP-012102	TLC03D-071301	TLC03D 012301	TLC03S-030802 SOLUBLE	TLC3S-030802	TLC03S-012102	TLC03S-071301	TLC03S-012301
		Unit									
Volatile Organic Compounds											
Acetone	4	mg/L	**0.021 J**	0.025 U	0.025 U	0.025 U	--	0.025 U	0.025 U	0.025 U	0.025 U
Benzene	0.005	mg/L	**0.0006 J**	**0.1**	0.001 U	0.001 U	--	**0.19 D**	**0.12**	0.001 U	**0.012**
Carbon Disulfide	4	mg/L	0.001 U	0.001 U	0.001 U	0.001 U	--	0.001 U	0.001 U	0.001 U	0.001 U
Dichloromethane	0.005	mg/L	0.005 U	0.005 U	0.005 U	0.005 U	--	0.005 U	0.005 U	0.005 U	**0.0012 JB**
Ethylbenzene	0.7	mg/L	0.001 U	0.001 U	0.001 U	0.001 U	--	0.001 U	0.001 U	0.001 U	**0.00013 J**
Toluene	1	mg/L	0.001 U	0.001 U	0.001 U	0.001 U	--	0.001 U	0.001 U	0.001 U	0.001 U
Trichloroethylene	0.005	mg/L	0.001 U	0.001 U	0.001 U	0.001 U	--	0.001 U	0.001 U	0.001 U	0.001 U
Xylenes, total	2	mg/L	0.002 U	0.002 U	0.002 U	0.002 U	--	0.002 U	0.002 U	0.002 U	0.002 U
Semivolatile Organic Compounds											
2-Methylnaphthalene	*	mg/L	0.01 U	0.01 U	0.01 U	0.01 U	--	0.01 U	0.01 U	0.01 U	0.01 U
Acenaphthene	2	mg/L	0.01 U	**0.024**	0.01 U	0.01 U	--	**0.021**	**0.025**	**0.019**	**0.025**
Acenaphthylene	0.0002	mg/L	0.01 U	**0.001 J**	0.01 U	0.01 U	--	**0.00098 J**	0.01 U	0.01 U	0.01 U
Anthracene	0.0002	mg/L	0.01 U	**0.00074 J**	0.01 U	0.01 U	--	0.01 U	**0.00085 J**	0.01 U	0.01 U
Benz(a)anthracene	0.0001	mg/L	0.01 U	0.01 U	0.01 U	0.01 U	--	**0.00047 J**	**0.00041 J**	0.01 U	0.01 U
Benzo(a)pyrene	0.0002	mg/L	0.01 U	0.01 U	0.01 U	0.01 U	--	0.01 U	0.01 U	0.01 U	0.01 U
Benzo(b)fluoranthene	0.0002	mg/L	0.01 U	0.01 U	0.01 U	0.01 U	--	0.01 U	0.01 U	0.01 U	0.01 U
Benzo(g,h,i)perylene	0.0002	mg/L	0.01 U	0.01 U	0.01 U	0.01 U	--	0.01 U	0.01 U	0.01 U	0.01 U
Benzo(k)fluoranthene	0.0002	mg/L	0.01 U	0.01 U	0.01 U	0.01 U	--	0.01 U	0.01 U	0.01 U	0.01 U
Chrysene	0.0002	mg/L	0.01 U	0.01 U	0.01 U	0.01 U	--	0.01 U	0.01 U	0.01 U	0.01 U
Dibenzo(a,h)anthracene	0.003	mg/L	0.01 U	0.01 U	0.01 U	0.01 U	--	0.01 U	0.01 U	0.01 U	0.01 U
Dibenzofuran	0.001	mg/L	0.01 U	**0.00054 J**	0.01 U	0.01 U	--	0.01 U	0.01 U	0.01 U	0.01 U
Fluoranthene	1	mg/L	0.01 U	**0.0022 J**	**0.00037 J**	0.01 U	--	**0.0021 J**	**0.0023 J**	**0.0013 J**	**0.0029 J**
Fluorene	1	mg/L	0.01 U	**0.011**	0.01 U	0.01 U	--	**0.006 J**	**0.012**	**0.0064 J**	**0.011**
Indeno(1,2,3-cd)pyrene	0.0004	mg/L	0.01 U	0.01 U	0.01 U	0.01 U	--	0.01 U	0.01 U	0.01 U	0.01 U
Naphthalene	0.02	mg/L	0.01 U	0.01 U	0.01 U	0.01 U	--	0.01 U	0.01 U	0.01 U	0.01 U
Phenanthrene	*	mg/L	0.01 U	0.01 U	0.01 U	0.01 U	--	0.01 U	0.01 U	0.01 U	0.01 U
Pyrene	1	mg/L	0.01 U	**0.002 J**	0.01 U	0.01 U	--	**0.0017 J**	**0.0021 J**	**0.0013 J**	**0.0025 J**
Inorganic Compounds											
Aluminum (fume or dust)	*	mg/L	0.031 U	0.2 U	**0.37**	**16 N**	--	--	0.2 U	**0.053 B**	**0.3**
Antimony	0.01	mg/L	0.02 U	0.02 U	0.02 U	0.02 U	--	--	0.02 U	0.02 U	0.02 U
Arsenic	0.05	mg/L	0.01 U	0.01 U	0.01 U	0.01 U	--	--	0.01 U	0.01 U	0.01 U
Barium	2	mg/L	**0.072**	**0.8**	**0.067**	**0.092**	--	--	**0.79**	**0.077**	**0.32**
Beryllium	0.004	mg/L	0.004 U	0.004 U	0.004 U	0.004 U	--	--	0.004 U	0.004 U	0.004 U
Cadmium	0.005	mg/L	0.005 U	0.005 U	0.005 U	0.005 U	--	--	0.005 U	0.005 U	0.005 U
Calcium metal	*	mg/L	**53**	**120**	**53**	**53**	--	--	**120**	**100**	**100**
Chromium	0.1	mg/L	0.01 U	0.01 U	0.01 U	**0.016**	--	--	0.01 U	0.01 U	0.01 U
Cobalt	*	mg/L	**0.0045 B**	**0.0019 B**	**0.0042 B**	**0.0071 B**	--	--	**0.0017 B**	**0.0017 B**	**0.002 B**
Copper	1.3	mg/L	0.0019 U	**0.0014 B**	0.02 U	**0.016 B**	--	--	**0.0016 B**	0.02 U	**0.00099 B**
Cyanide	0.2	mg/L	0.01 U	**0.37**	0.01 U	0.01 U	**0.55**	**0.63**	**0.31**	**0.11**	**0.064**
Iron	*	mg/L	**0.19**	**8.7**	**0.31**	**4.3**	--	--	**8.5**	**0.49**	**8.8**
Lead	0.015	mg/L	0.0024 U	**0.0024 B**	0.005 U	**0.0067**	--	--	0.005 U	0.005 U	0.005 U
Magnesium	*	mg/L	**33**	**20**	**32**	**32**	--	--	**20**	**18**	**17**
Manganese	*	mg/L	**0.68**	**0.26**	**0.71**	**0.75**	--	--	**0.25**	**0.12**	**0.31**
Mercury	0.002	mg/L	0.0002 U	0.0002 U	0.0002 U	0.00020 U	--	--	0.0002 U	0.0002 U	0.00020 U
Nickel	0.1	mg/L	0.04 U	0.04 U	0.04 U	**0.0087 B**	--	--	0.04 U	0.04 U	0.04 U
Potassium	*	mg/L	**19**	**5.3**	**19**	**19**	--	--	**5.2**	**3.1**	**4.1**
Selenium	0.05	mg/L	0.01 U	**0.005 B**	0.01 U	0.01 U	--	--	0.01 U	0.01 U	0.01 U
Sodium	*	mg/L	**80**	**13**	**80**	**81**	--	--	**13**	**15**	**12**
Thallium	0.002	mg/L	0.002 UJ	0.002 U	0.002 UW	0.002 U	--	--	0.002 U	0.002 U	0.002 U
Vanadium (fume or dust)	0.2	mg/L	0.01 U	0.01 U	0.01 U	**0.016**	--	--	0.01 U	0.01 U	0.01 U
Zinc	2	mg/L	**0.012 B**	**0.0072 B**	0.02 U	**0.017 B**	--	--	0.02 U	0.02 U	0.02 U

Notes:
-- - Not analyzed
* - Not a HSRA regulated compounds
B (Inorganics) - Estimated analyte concentration
Bold - analyte detected
Bold and shaded - Analyte concentration exceeds the Type 1 RRS
D - Analyte concentration reported from secondary dilution
DB - Analyte concentration reported from secondary dilution; analyte detected in method blank
J - Estimated analyte concentration
JB (Organic) - Estimated analyte concentration; analyte detected in method blank
JM (Organic) - Estimated analyte concentration; spike sample recovery outside control limits
M (Organic) - Spike sample recovery outside control limits
N - Spike sample recovery outside of control limits
RRS - Risk Reduction Standard
U - Analyte not detected at referenced detection limit
UJ - Analyte not detected; low method bias and/or matrix interference
UN - Analyte not detected; spiked sample recovery outside of control limits
UR - Analyte not detected; data rejected
UWN - Analyte not detected; post digestion spike and spike sample recovery outside control limits

Appendix E-3
Summary of Historical Ground Water Sampling Data - Decommissioned Wells
Atlanta Gas Light Company
Former Manufactured Gas Plant Site
Augusta, Ga

Chemical Name	Type 1 Risk Reduction Standard	Location ID	TLC-04D							TLC-04S						
		Sample Date	7/18/2003	1/15/2003	7/15/2002	1/15/2002	7/12/2001	1/22/2001	1/22/2001	1/20/2004	7/18/2003	1/15/2003	7/15/2002	1/15/2002	7/12/2001	1/22/2001
		Sample ID	TLC-4D-Q3-03	TLC04D-011503	TLC04D-071502	TLC4D-011502	TLC04D-071201	010104D 012201	TLC04D 012201	TLC-4S-Q1-04	TLC-4S-Q3-03	TLC04S-011503	TLC04S-071502	TLC4S-011502	TLC04S-071201	TLC04S 012201
		Unit														
Volatile Organic Compounds																
Acetone	4	mg/L	0.025 U	0.025 U	0.025 U	0.025 U	0.25 U	0.025 U	0.12 U	0.5 U	0.025 U	0.025 U	0.025 U	0.025 U	0.025 U	0.12 U
Benzene	0.005	mg/L	0.001 U	0.001 U	0.001 U	0.001 U	**0.0022 J**	0.001 U	0.005 U	0.02 U	0.001 U	0.001 U	0.001 U	0.001 U	0.001 U	0.005 U
Carbon Disulfide	4	mg/L	**0.004**	0.001 UJ	0.001 U	0.001 U	0.01 U	0.001 U	0.005 U	0.02 U	0.001 U	0.001 UJ	0.001 U	0.001 U	0.001 U	0.005 U
Dichloromethane	0.005	mg/L	0.005 U	0.005 UJ	**0.00043 J**	0.005 U	0.05 U	0.005 U	0.025 U	0.1 U	0.005 U	0.005 UJ	0.005 U	0.005 U	0.005 U	0.025 U
Ethylbenzene	0.7	mg/L	0.001 U	0.001 U	0.001 U	0.001 U	0.01 U	0.001 U	0.005 U	0.02 U	0.001 U	0.001 U	**0.00019 J**	0.001 U	0.001 U	0.005 U
Toluene	1	mg/L	0.001 U	0.001 U	0.001 U	0.001 U	0.01 U	0.001 U	0.005 U	0.02 U	0.001 U	0.001 U	**0.00055 J**	0.001 U	0.001 U	0.005 U
Trichloroethylene	0.005	mg/L	0.001 U	0.001 U	0.001 U	0.001 U	0.01 U	0.001 U	0.005 U	0.02 U	0.001 U	0.001 U	0.001 U	0.001 U	0.001 U	0.005 U
Xylenes, total	2	mg/L	0.002 U	0.002 U	0.002 U	0.002 U	0.02 U	0.002 U	0.01 U	0.04 U	0.002 U	0.002 U	**0.00036 J**	0.002 U	0.002 U	0.01 U
Semivolatile Organic Compounds																
2-Methylnaphthalene	*	mg/L	0.01 U	0.01 U	0.01 U	0.01 U	0.01 U	0.01 U	0.01 U	0.0002 U	0.01 U	0.01 U	0.01 U	0.01 U	0.01 U	0.01 U
Acenaphthene	2	mg/L	0.01 U	**0.00039 J**	**0.00043 J**	0.01 U	**0.00046 J**	0.01 U	**0.00055 J**	0.0002 U	0.01 U	0.01 U	0.01 U	0.01 U	0.01 U	**0.0015 J**
Acenaphthylene	0.0002	mg/L	0.01 U	0.01 U	0.01 U	**0.00067 J**	0.01 U	0.01 U	0.01 U	0.0002 U	0.01 U	0.01 U	0.01 U	0.01 U	0.01 U	0.01 U
Anthracene	0.0002	mg/L	0.01 U	0.01 U	0.01 U	0.01 U	0.01 U	0.01 U	0.01 U	0.0002 U	0.01 U	0.01 U	0.01 U	0.01 U	0.01 U	0.01 U
Benz(a)anthracene	0.0001	mg/L	0.01 U	0.01 U	0.01 U	0.01 U	0.01 U	0.01 U	0.01 U	0.0002 U	0.01 U	0.01 U	0.01 U	0.01 U	0.01 U	0.01 U
Benzo(a)pyrene	0.0002	mg/L	0.01 U	0.01 U	0.01 U	0.01 U	0.01 U	0.01 U	0.01 U	0.0002 U	0.01 U	0.01 U	0.01 U	0.01 U	0.01 U	0.01 U
Benzo(b)fluoranthene	0.0002	mg/L	0.01 U	0.01 U	0.01 U	0.01 U	0.01 U	0.01 U	0.01 U	0.0002 U	0.01 U	0.01 U	0.01 U	0.01 U	0.01 U	0.01 U
Benzo(g,h,i)perylene	0.0002	mg/L	0.01 U	0.01 U	0.01 U	0.01 U	0.01 U	0.01 U	0.01 U	0.0002 U	0.01 U	0.01 U	0.01 U	0.01 U	0.01 U	0.01 U
Benzo(k)fluoranthene	0.0002	mg/L	0.01 U	0.01 U	0.01 U	0.01 U	0.01 U	0.01 U	0.01 U	0.0002 U	0.01 U	0.01 U	0.01 U	0.01 U	0.01 U	0.01 U
Chrysene	0.0002	mg/L	0.01 U	0.01 U	0.01 U	0.01 U	0.01 U	0.01 U	0.01 U	0.0002 U	0.01 U	0.01 U	0.01 U	0.01 U	0.01 U	0.01 U
Dibenzo(a,h)anthracene	0.003	mg/L	0.01 U	0.01 U	0.01 U	0.01 U	0.01 U	0.01 U	0.01 U	0.0002 U	0.01 U	0.01 U	0.01 U	0.01 U	0.01 U	0.01 U
Dibenzofuran	0.001	mg/L	0.01 U	0.01 U	0.01 U	0.01 U	0.01 U	0.01 U	0.01 U	**0.00029**	0.01 U	0.01 U	0.01 U	0.01 U	0.01 U	0.01 U
Fluoranthene	1	mg/L	0.01 U	0.01 U	0.01 U	0.01 U	0.01 U	0.01 U	0.01 U	0.0002 U	0.01 U	0.01 U	0.01 U	0.01 U	0.01 U	0.01 U
Fluorene	1	mg/L	0.01 U	0.01 U	0.01 U	0.01 U	0.01 U	0.01 U	0.01 U	0.0002 U	0.01 U	0.01 U	0.01 U	0.01 U	0.01 U	0.01 U
Indeno(1,2,3-cd)pyrene	0.0004	mg/L	0.01 U	0.01 U	0.01 U	0.01 U	0.01 U	0.01 U	0.01 U	0.0002 U	0.01 U	0.01 U	0.01 U	0.01 U	0.01 U	0.01 U
Naphthalene	0.02	mg/L	0.01 U	0.01 U	0.01 U	0.01 U	0.01 U	0.01 U	0.01 U	0.0002 U	0.01 U	0.01 U	0.01 U	0.01 U	0.01 U	0.01 U
Phenanthrene	*	mg/L	0.01 U	0.01 U	0.01 U	0.01 U	0.01 U	0.01 U	0.01 U	0.0002 U	0.01 U	0.01 U	0.01 U	0.01 U	0.01 U	**0.00079 J**
Pyrene	1	mg/L	0.01 U	0.01 U	0.01 U	0.01 U	0.01 U	0.01 U	0.01 U	0.0002 U	0.01 U	0.01 U	0.01 U	0.01 U	0.01 U	0.01 U
Inorganic Compounds																
Aluminum (fume or dust)	*	mg/L	**2.6**	**2.7**	**2.9**	**0.059 BN**	**0.13 B**	**0.91**	**0.53**	0.2 U	**0.8**	**0.91**	**4.5**	**0.30 N**	**0.87**	**6.0**
Antimony	0.01	mg/L	0.02 U	0.020 U	0.02 U	0.020 U	0.02 U	0.02 U	0.02 U	0.02 U	0.02 U	0.020 U	0.02 U	0.020 U	0.02 U	0.02 U
Arsenic	0.05	mg/L	0.01 U	0.010 U	0.01 U	0.010 U	0.01 U	0.01 U	0.01 U	0.01 U	0.01 U	0.010 U	0.01 U	0.010 U	0.01 U	0.01 U
Barium	2	mg/L	**0.14**	**0.15**	**0.13**	**0.13**	**0.14**	**0.14**	**0.14**	**0.19**	**0.17**	**0.16**	**0.18**	**0.18**	**0.17**	**0.19**
Beryllium	0.004	mg/L	0.004 U	0.0040 U	0.004 U	0.0040 U	0.004 U	0.004 U	0.004 U	0.004 U	0.004 U	0.0040 U	0.004 U	0.0040 U	0.004 U	0.004 U
Cadmium	0.005	mg/L	0.005 U	0.0050 U	0.005 U	0.0050 U	0.005 U	0.005 U	0.005 U	0.005 U	0.005 U	0.0050 U	0.005 U	0.0050 U	0.005 U	0.005 U
Calcium metal	*	mg/L	**41**	**44**	**43**	**43**	**45**	**42**	**40**	**50**	**43**	**38**	**37**	**38**	**39**	**37**
Chromium	0.1	mg/L	0.01 U	0.0033 U	**0.0028 B**	0.010 U	0.01 U	0.01 U	0.01 U	0.01 U	0.01 U	0.010 U	**0.0043 B**	0.010 U	0.01 U	**0.0060 B**
Cobalt	*	mg/L	0.01 U	**0.0016 B**	**0.0015 B**	0.010 U	0.01 U	0.01 U	0.01 U	0.01 U	0.01 U	**0.0027 B**	**0.002 B**	0.010 U	0.01 U	**0.0022 B**
Copper	1.3	mg/L	0.02 U	0.0017 U	**0.002 B**	0.020 U	0.02 U	**0.0016 B**	**0.0033 B**	0.02 U	0.02 U	0.0014 U	**0.0024 B**	0.020 U	0.02 U	**0.0026 B**
Cyanide	0.2	mg/L	0.015 U	0.010 UJ	0.01 U	0.010 U	0.01 U	0.01 U	0.01 U	0.01 U	0.015 U	0.010 UJ	0.01 U	0.010 U	0.01 U	0.01 U
Iron	*	mg/L	**3.1**	**3.6**	**2.5 N**	**2.1 N**	**3.3**	**4.2 N**	**3.9 N**	**0.48**	**1**	**0.79**	**2.8 N**	**0.70 N**	**0.53**	**3.9 N**
Lead	0.015	mg/L	0.005 U	0.0018 U	**0.002 B**	0.0050 U	0.005 U	0.005 U	0.005 U	0.005 U	0.005 U	0.0050 U	**0.002 B**	0.0050 U	0.005 U	**0.0017 B**
Magnesium	*	mg/L	**26**	**25**	**24**	**25**	**26**	**24**	**23**	**26**	**25**	**20**	**19**	**20**	**21**	**20**
Manganese	*	mg/L	**1.4**	**1.4**	**1.3**	**1.4**	**1.4**	**1.3**	**1.3**	**1.6**	**1.4**	**1.3**	**1.3**	**1.3**	**1.3**	**1.3**
Mercury	0.002	mg/L	0.0002 U	0.00020 U	0.0002 U	0.00020 U	0.0002 U	0.00020 U	0.00020 U	0.0002 U	0.0002 U	0.00020 U	0.0002 U	0.00020 U	0.0002 U	0.00020 U
Nickel	0.1	mg/L	0.04 U	0.040 U	0.04 U	0.040 U	0.04 U	0.04 U	0.04 U	0.04 U	0.04 U	0.040 U	0.04 U	0.040 U	0.04 U	0.04 U
Potassium	*	mg/L	**9.5**	**10**	**10**	**11**	**11**	**10**	**10**	**11**	**9.6**	**9.6**	**9.9**	**9.8**	**10**	**9.9**
Selenium	0.05	mg/L	**0.02**	0.010 U	0.01 U	0.010 U	0.01 U	0.01 U	0.01 U	0.01 U	**0.02**	0.010 U	**0.0044 B**	0.010 U	0.01 U	0.01 U
Sodium	*	mg/L	**80**	**86**	**80**	**83**	**83**	**81**	**78**	**87**	**79**	**76**	**77**	**78**	**78**	**77**
Thallium	0.002	mg/L	0.002 U	0.0020 UJ	0.002 UWN	0.0020 U	0.002 UW	0.002 U	0.002 U	0.001 U	0.002 U	0.0020 UJ	0.002 UWN	0.0020 U	0.002 U	0.002 U
Vanadium (fume or dust)	0.2	mg/L	0.01 U	**0.0028 B**	**0.0026 B**	0.010 U	0.01 U	0.01 U	0.01 U	0.01 U	**0.01**	**0.0090 B**	**0.019**	**0.0064 B**	**0.0088 B**	**0.019**
Zinc	2	mg/L	**0.03**	0.020 U	0.02 U	0.020 U	0.02 U	0.02 U	0.02 U	0.02 U	**0.02**	**0.0078 B**	**0.0069 B**	0.020 U	0.02 U	**0.0093 B**

Notes:
-- - Not analyzed
* - Not a HSRA regulated compounds
B (Inorganics) - Estimated analyte concentration
Bold - analyte detected
Bold and shaded - Analyte concentration exceeds the Type 1 RRS
D - Analyte concentration reported from secondary dilution
DB - Analyte concentration reported from secondary dilution; analyte detected in method blank
J - Estimated analyte concentration
JB (Organic) - Estimated analyte concentration; analyte detected in method blank
JM (Organic) - Estimated analyte concentration; spike sample recovery outside control limits
M (Organic) - Spike sample recovery outside control limits
N - Spike sample recovery outside of control limits
RRS - Risk Reduction Standard
U - Analyte not detected at referenced detection limit
UJ - Analyte not detected; low method bias and/or matrix interference
UN - Analyte not detected; spiked sample recovery outside of control limits
UR - Analyte not detected; data rejected
UWN - Analyte not detected; post digestion spike and spike sample recovery outside control limits

Appendix E-3
Summary of Historical Ground Water Sampling Data - Decommissioned Wells
Atlanta Gas Light Company
Former Manufactured Gas Plant Site
Augusta, Ga

Chemical Name	Type 1 Risk Reduction Standard	Location ID	TLC-05D							TLC-05S							
		Sample Date	1/20/2004	7/18/2003	1/15/2003	7/15/2002	1/15/2002	7/11/2001	1/19/2001	1/20/2004	7/18/2003	1/15/2003	7/15/2002	7/15/2002	1/15/2002	7/11/2001	1/19/2001
		Sample ID	TLC-5D-Q1-04	TLC-5D-Q3-03	TLC05D-011503	TLC05D-071502	TLC05D-011502	TLC05D-071101	TLC05D-011901	TLC-5S-Q1-04	TLC-5S-Q3-03	TLC05S-011503	TLC05S-071502 DUP	TLC05S-071502	TLC05S-011502	TLC05S-071101	TLC05S011901
		Unit															
Volatile Organic Compounds																	
Acetone	4	mg/L	0.12 U	0.025 U	0.025 U	0.025 U	0.025 U	0.025 U	0.05 U	0.25 U	0.025 U	0.025 U	**0.091**	0.025 U	0.025 U	0.025 U	0.025 U
Benzene	0.005	mg/L	0.005 U	0.001 U	0.001 U	0.001 U	0.001 U	0.001 U	**0.0003 J**	0.01 U	0.001 U	0.001 U	0.001 U	0.001 U	0.001 U	0.001 U	0.001 U
Carbon Disulfide	4	mg/L	0.005 U	0.001 U	0.001 UJ	**0.00039 J**	0.001 U	0.001 U	0.002 U	0.01 U	0.001 U	0.001 UJ	0.001 U	0.001 U	0.001 U	0.001 U	0.001 U
Dichloromethane	0.005	mg/L	0.025 U	0.005 U	0.005 UJ	**0.00074 J**	0.005 U	0.005 U	0.01 U	0.05 U	0.005 U	0.005 UJ	**0.00048 J**	0.005 U	0.005 U	0.005 U	0.005 U
Ethylbenzene	0.7	mg/L	0.005 U	0.001 U	0.001 U	**0.00036 J**	0.001 U	0.001 U	0.002 U	0.01 U	0.001 U	0.001 U	0.001 U	0.001 U	0.001 U	0.001 U	0.001 U
Toluene	1	mg/L	0.005 U	0.001 U	0.001 U	**0.00067 J**	0.001 U	0.001 U	0.002 U	0.01 U	0.001 U	0.001 U	0.001 U	0.001 U	0.001 U	0.001 U	0.001 U
Trichloroethylene	0.005	mg/L	0.005 U	**0.004**	**0.0036**	**0.0044**	**0.0031**	**0.0028**	**0.0033**	0.01 U	0.001 U	0.001 U	0.001 U	0.001 U	0.001 U	0.001 U	0.001 U
Xylenes, total	2	mg/L	0.01 U	0.002 U	0.002 U	**0.00072 J**	0.002 U	**0.00046 J**	0.004 U	0.02 U	0.002 U	0.002 U	0.002 U	0.002 U	0.002 U	0.002 U	0.002 U
Semivolatile Organic Compounds																	
2-Methylnaphthalene	*	mg/L	0.0002 U	0.01 U	0.01 U	0.01 U	0.01 U	0.01 U	0.01 U	0.0002 U	0.01 U	0.01 U	0.01 U	0.01 U	0.01 U	0.01 U	0.01 U
Acenaphthene	2	mg/L	0.0002 U	0.01 U	0.01 U	0.01 U	0.01 U	0.01 U	0.01 U	0.0002 U	0.01 U	0.01 U	0.01 U	0.01 U	0.01 U	**0.00028 J**	0.01 U
Acenaphthylene	0.0002	mg/L	0.0002 U	0.01 U	0.01 U	0.01 U	0.01 U	0.01 U	0.01 U	0.0002 U	0.01 U	0.01 U	0.01 U	0.01 U	0.01 U	0.01 U	0.01 U
Anthracene	0.0002	mg/L	0.0002 U	0.01 U	0.01 U	0.01 U	0.01 U	0.01 U	0.01 U	0.0002 U	0.01 U	0.01 U	0.01 U	0.01 U	0.01 U	0.01 U	0.01 U
Benz(a)anthracene	0.0001	mg/L	0.0002 U	0.01 U	0.01 U	0.01 U	0.01 U	0.01 U	0.01 U	0.0002 U	0.01 U	0.01 U	0.01 U	0.01 U	0.01 U	0.01 U	0.01 U
Benzo(a)pyrene	0.0002	mg/L	0.0002 U	0.01 U	0.01 U	0.01 U	0.01 U	0.01 U	0.01 U	0.0002 U	0.01 U	0.01 U	0.01 U	0.01 U	0.01 U	0.01 U	0.01 U
Benzo(b)fluoranthene	0.0002	mg/L	0.0002 U	0.01 U	0.01 U	0.01 U	0.01 U	0.01 U	0.01 U	0.0002 U	0.01 U	0.01 U	0.01 U	0.01 U	0.01 U	0.01 U	0.01 U
Benzo(g,h,i)perylene	0.0002	mg/L	0.0002 U	0.01 U	0.01 U	0.01 U	0.01 U	0.01 U	0.01 U	0.0002 U	0.01 U	0.01 U	0.01 U	0.01 U	0.01 U	0.01 U	0.01 U
Benzo(k)fluoranthene	0.0002	mg/L	0.0002 U	0.01 U	0.01 U	0.01 U	0.01 U	0.01 U	0.01 U	0.0002 U	0.01 U	0.01 U	0.01 U	0.01 U	0.01 U	0.01 U	0.01 U
Chrysene	0.0002	mg/L	0.0002 U	0.01 U	0.01 U	0.01 U	0.01 U	0.01 U	0.01 U	0.0002 U	0.01 U	0.01 U	0.01 U	0.01 U	0.01 U	0.01 U	0.01 U
Dibenzo(a,h)anthracene	0.003	mg/L	0.0002 U	0.01 U	0.01 U	0.01 U	0.01 U	0.01 U	0.01 U	0.0002 U	0.01 U	0.01 U	0.01 U	0.01 U	0.01 U	0.01 U	0.01 U
Dibenzofuran	0.001	mg/L	0.0002 U	0.01 U	0.01 U	0.01 U	0.01 U	0.01 U	0.01 U	0.0002 U	0.01 U	0.01 U	0.01 U	0.01 U	0.01 U	0.01 U	0.01 U
Fluoranthene	1	mg/L	**0.00035**	0.01 U	**0.00036 J**	0.01 U	0.01 U	0.01 U	**0.00058 J**	0.0002 U	0.01 U	0.01 U	0.01 U	0.01 U	0.01 U	0.01 U	0.01 U
Fluorene	1	mg/L	0.0002 U	0.01 U	0.01 U	0.01 U	0.01 U	0.01 U	0.01 U	0.0002 U	0.01 U	0.01 U	0.01 U	0.01 U	0.01 U	0.01 U	0.01 U
Indeno(1,2,3-cd)pyrene	0.0004	mg/L	0.0002 U	0.01 U	0.01 U	0.01 U	0.01 U	0.01 U	0.01 U	0.0002 U	0.01 U	0.01 U	0.01 U	0.01 U	0.01 U	0.01 U	0.01 U
Naphthalene	0.02	mg/L	0.0002 U	0.01 U	0.01 U	0.01 U	0.01 U	0.01 U	0.01 U	0.0002 U	0.01 U	0.01 U	0.01 U	0.01 U	0.01 U	0.01 U	0.01 U
Phenanthrene	*	mg/L	0.0002 U	0.01 U	0.01 U	0.01 U	0.01 U	0.01 U	0.01 U	0.0002 U	0.01 U	0.01 U	0.01 U	0.01 U	0.01 U	0.01 U	0.01 U
Pyrene	1	mg/L	**0.00047**	0.01 U	**0.00072 J**	0.01 U	0.01 U	0.01 U	0.01 U	0.0002 U	0.01 U	0.01 U	0.01 U	0.01 U	0.01 U	0.01 U	0.01 U
Inorganic Compounds																	
Aluminum (fume or dust)	*	mg/L	**0.29**	**10**	**0.93**	**0.99**	**37**	**5.5**	**4.0**	0.2 U	0.2 U	**0.13 B**	**0.049 B**	**0.052 B**	**0.096 BN**	0.2 U	**0.17 B**
Antimony	0.01	mg/L	0.02 U	0.02 U	0.020 U	0.02 U	0.02 U	0.02 U	0.02 U	0.02 U	0.02 U	0.020 U	0.02 U	0.02 U	0.020 U	0.02 U	0.02 U
Arsenic	0.05	mg/L	0.01 U	0.01 U	0.010 U	0.01 U	0.01 U	0.01 U	0.01 U	0.01 U	0.01 U	0.010 U	0.01 U	0.01 U	0.010 U	0.01 U	0.01 U
Barium	2	mg/L	**0.16**	**0.19**	**0.16**	**0.17**	**0.29**	**0.19**	**0.13**	**0.077**	**0.08**	**0.068**	**0.073**	**0.073**	**0.071**	**0.068**	**0.068**
Beryllium	0.004	mg/L	0.004 U	0.004 U	0.0040 U	0.004 U	**0.0018 B**	**0.00079 B**	0.004 U	0.004 U	0.004 U	0.0040 U	0.004 U	0.004 U	0.0040 U	0.004 U	0.004 U
Cadmium	0.005	mg/L	0.005 U	0.005 U	0.0050 U	0.005 U	0.005 U	0.005 U	0.005 U	0.005 U	0.005 U	0.0050 U	0.005 U	0.005 U	0.0050 U	0.005 U	0.005 U
Calcium metal	*	mg/L	**31**	**27**	**29**	**28**	**27**	**25**	**27**	**40**	**41**	**36**	**38**	**38**	**36**	**37**	**36**
Chromium	0.1	mg/L	0.01 U	0.01 U	0.0019 U	0.01 U	**0.052**	**0.0074 BN**	**0.0057 B**	0.01 U	0.01 U	0.010 U	0.01 U	0.01 U	0.010 U	0.01 UN	0.01 U
Cobalt	*	mg/L	0.01 U	0.01 U	**0.0054 B**	**0.0065 B**	**0.014**	**0.0067 B**	**0.0043 B**	0.01 U	0.01 U	**0.0034 B**	**0.0033 B**	**0.0034 B**	**0.0029 B**	**0.0028 B**	**0.0025 B**
Copper	1.3	mg/L	0.02 U	0.02 U	0.0011 U	**0.00097 B**	**0.015 B**	**0.0023 BN**	**0.0033 B**	0.02 U	0.02 U	0.020 U	0.02 U	0.02 U	0.020 U	**0.005 BN**	**0.0012 B**
Cyanide	0.2	mg/L	0.01 U	0.015 U	0.010 UJ	0.01 U	0.01 U	0.01 U	0.01 U	0.01 U	0.015 U	0.010 UJ	0.01 U	0.01 U	0.010 U	0.01 U	0.01 U
Iron	*	mg/L	**3.4**	**12**	**5.6**	**4.5 N**	**20**	**8.6**	**4.7 N**	**0.076**	**0.19**	**0.30**	**0.19 N**	**0.18 N**	**0.10 N**	**0.79**	**0.76 N**
Lead	0.015	mg/L	0.005 U	**0.02**	0.0023 U	0.005 U	**0.027**	**0.0069**	**0.0091**	0.005 U	0.005 U	0.0024 U	0.005 U	0.005 U	0.0050 U	**0.0018 B**	0.005 U
Magnesium	*	mg/L	**17**	**15**	**16**	**15**	**16**	**14**	**15**	**23**	**27**	**21**	**23**	**23**	**22**	**20**	**20**
Manganese	*	mg/L	**1.4**	**1.3**	**1.3**	**1.4**	**1.5**	**1.3 N**	**1.4**	**2**	**2.1**	**1.7**	**1.9**	**1.9**	**1.8**	**1.8 N**	**1.9**
Mercury	0.002	mg/L	0.0002 U	0.0002 UJ	0.00020 U	0.0002 U	0.0002 U	0.0002 U	0.00020 U	0.0002 U	0.0002 UJ	**0.000080 B**	0.0002 U	0.0002 U	0.00020 U	0.0002 U	0.00020 U
Nickel	0.1	mg/L	0.04 U	0.04 U	0.040 U	0.04 U	**0.027 B**	**0.0058 B**	0.04 U	0.04 U	0.04 U	0.040 U	0.04 U	0.04 U	0.040 U	0.04 U	0.04 U
Potassium	*	mg/L	**6.8**	**5.8**	**6.1**	**6.3**	**6.6**	**5.9**	**6.4**	**7.2**	**6.9**	**6.3**	**6.9**	**6.9**	**6.5**	**6.4**	**6.2**
Selenium	0.05	mg/L	0.01 U	0.01 UJ	0.010 U	**0.0076 B**	0.01 U	0.01 U	0.01 U	0.01 U	0.01 U	0.010 U	0.01 U	0.01 U	0.010 U	0.01 U	0.01 U
Sodium	*	mg/L	**79**	**69**	**75**	**76**	**72**	**70**	**74**	**77**	**78**	**70**	**77**	**77**	**75**	**66**	**71**
Thallium	0.002	mg/L	0.001 U	0.002 U	0.0020 UJ	0.002 UWN	0.002 U	0.002 U	0.002 U	0.001 U	0.002 U	0.0020 UJ	0.002 UWN	0.002 UWN	0.0020 U	0.002 U	0.002 U
Vanadium (fume or dust)	0.2	mg/L	0.01 U	**0.02**	0.010 U	0.01 U	**0.055**	**0.0081 B**	**0.0044 B**	0.01 U	0.01 U	0.010 U	0.01 U	0.01 U	0.010 U	0.01 U	0.01 U
Zinc	2	mg/L	0.02 U	**0.04**	0.020 U	0.02 U	**0.052**	**0.011 B**	**0.0098 B**	0.02 U	**0.18**	0.020 U	0.02 U	0.02 U	0.020 U	**0.0063 B**	0.02 U

Notes:
-- - Not analyzed
* - Not a HSRA regulated compounds
B (Inorganics) - Estimated analyte concentration
Bold - analyte detected
Bold and shaded - Analyte concentration exceeds the Type 1 RRS
D - Analyte concentration reported from secondary dilution
DB - Analyte concentration reported from secondary dilution; analyte detected in method blank
J - Estimated analyte concentration
JB (Organic) - Estimated analyte concentration; analyte detected in method blank
JM (Organic) - Estimated analyte concentration; spike sample recovery outside control limits
M (Organic) - Spike sample recovery outside control limits
N - Spike sample recovery outside of control limits
RRS - Risk Reduction Standard
U - Analyte not detected at referenced detection limit
UJ - Analyte not detected; low method bias and/or matrix interference
UN - Analyte not detected; spiked sample recovery outside of control limits
UR - Analyte not detected; data rejected
UWN - Analyte not detected; post digestion spike and spike sample recovery outside control limits

Appendix E-3
Summary of Historical Ground Water Sampling Data - Decommissioned Wells
Atlanta Gas Light Company
Former Manufactured Gas Plant Site
Augusta, Ga

Chemical Name	Type 1 Risk Reduction Standard	Location ID	TLC-07D					TLC-07S						
		Sample Date	1/21/2003	7/16/2002	1/17/2002	7/12/2001	1/24/2001	1/21/2004	7/19/2003	1/21/2003	7/16/2002	1/16/2002	7/11/2001	1/24/2001
		Sample ID	TLC07D-012103	TLC07D-071602	TLC07D-011702	TLC07D-071201	TLC07D 012401	TLC-7S-Q1-04	TLC-7S-Q3-03	TLC07S-012103	TLC07S-071602	TLC07S-011602	TLC07S-071101	TLC07S 012401
		Unit												
Volatile Organic Compounds														
Acetone	4	mg/L	**0.038**	0.025 U	**0.018 J**	**0.062**	**0.048**	0.025 U	0.025 U	0.025 U	0.025 U	0.025 U	0.025 U	0.025 U
Benzene	0.005	mg/L	**0.00014 J**	0.001 U	0.001 U	**0.00023 J**	**0.00058 J**	0.001 U	0.001 U	**0.00014 J**	0.001 U	0.001 U	**0.00024 J**	**0.00072 J**
Carbon Disulfide	4	mg/L	**0.00037 J**	**0.00098 J**	0.001 U	**0.00036 J**	0.001 U	0.001 U	0.001 U	0.001 U	**0.0037**	0.001 U	0.001 U	0.001 U
Dichloromethane	0.005	mg/L	0.005 U	0.005 U	0.005 U	0.005 U	**0.0003 J**	0.005 U	0.005 U	0.005 U	0.005 U	0.005 U	0.005 U	0.005 U
Ethylbenzene	0.7	mg/L	**0.00011 J**	0.001 U	0.001 U	0.001 U	**0.00056 J**	0.001 U	0.001 U	**0.00021 J**	**0.00029 J**	0.001 U	0.001 U	**0.00016 J**
Toluene	1	mg/L	**0.00078 J**	0.001 U	**0.00037 J**	**0.00091 J**	**0.00075 J**	0.001 U	0.001 U	**0.00032 J**	0.001 U	0.001 U	0.001 U	0.001 U
Trichloroethylene	0.005	mg/L	0.001 U	0.001 U	0.001 U	0.001 U	0.001 U	0.001 U	0.001 U	0.001 U	0.001 U	0.001 U	0.001 U	0.001 U
Xylenes, total	2	mg/L	0.002 U	0.002 U	0.002 U	**0.001 J**	**0.00066 J**	0.002 U	0.002 U	**0.00083 J**	0.002 U	0.002 U	**0.00061 J**	**0.0012 J**
Semivolatile Organic Compounds														
2-Methylnaphthalene	*	mg/L	0.01 U	0.01 U	--	0.01 U	**0.00087 J**	0.0002 U	0.01 U	0.01 U	0.01 U	0.01 U	0.01 U	**0.0042 J**
Acenaphthene	2	mg/L	**0.0016 J**	**0.00093 J**	--	**0.0014 J**	**0.0033 J**	**0.0078**	**0.026**	**0.011**	**0.0042 J**	**0.0055 J**	**0.018**	**0.03**
Acenaphthylene	0.0002	mg/L	0.01 U	0.01 U	--	0.01 U	0.01 U	0.0002 U	0.01 U	0.01 U	0.01 U	0.01 U	0.01 U	0.01 U
Anthracene	0.0002	mg/L	0.01 U	0.01 U	--	0.01 U	**0.00064 J**	**0.0002**	0.01 U	0.01 U	0.01 U	0.01 U	**0.0022 J**	**0.0035 J**
Benz(a)anthracene	0.0001	mg/L	0.01 U	0.01 U	--	0.01 U	**0.00045 J**	**0.00022**	0.01 U	0.01 U	0.01 U	0.01 U	0.01 U	0.01 U
Benzo(a)pyrene	0.0002	mg/L	0.01 U	0.01 U	--	0.01 U	0.01 U	0.0002 U	0.01 U	0.01 U	0.01 U	0.01 U	0.01 U	0.01 U
Benzo(b)fluoranthene	0.0002	mg/L	0.01 U	0.01 U	--	0.01 U	0.01 U	0.0002 U	0.01 U	0.01 U	0.01 U	0.01 U	0.01 U	0.01 U
Benzo(g,h,i)perylene	0.0002	mg/L	0.01 U	0.01 U	--	0.01 U	0.01 U	0.0002 U	0.01 U	0.01 U	0.01 U	0.01 U	0.01 U	0.01 U
Benzo(k)fluoranthene	0.0002	mg/L	0.01 U	0.01 U	--	0.01 U	0.01 U	0.0002 U	0.01 U	0.01 U	0.01 U	0.01 U	0.01 U	0.01 U
Chrysene	0.0002	mg/L	0.01 U	0.01 U	--	0.01 U	0.01 U	0.0002 U	0.01 U	0.01 U	0.01 U	0.01 U	0.01 U	0.01 U
Dibenzo(a,h)anthracene	0.003	mg/L	0.01 U	0.01 U	--	0.01 U	0.01 U	0.0002 U	0.01 U	0.01 U	0.01 U	0.01 U	0.01 U	0.01 U
Dibenzofuran	0.001	mg/L	0.01 U	0.01 U	--	0.01 U	**0.00061 J**	0.0002 U	0.01 U	**0.00088 J**	0.01 U	**0.00044 J**	**0.0039 J**	**0.0071 J**
Fluoranthene	1	mg/L	0.01 U	0.01 U	--	0.01 U	**0.0011 J**	**0.0029**	0.01 U	**0.0023 J**	**0.0016 J**	**0.0016 J**	**0.0031 J**	**0.004 J**
Fluorene	1	mg/L	0.01 U	0.01 U	--	0.01 U	**0.0014 J**	**0.0025**	0.01 U	**0.0042 J**	**0.0017 J**	**0.0015 J**	**0.0064 J**	**0.013**
Indeno(1,2,3-cd)pyrene	0.0004	mg/L	0.01 U	0.01 U	--	0.01 U	0.01 U	0.0002 U	0.01 U	0.01 U	0.01 U	0.01 U	0.01 U	0.01 U
Naphthalene	0.02	mg/L	0.01 U	0.01 U	--	0.01 U	**0.0011 J**	0.0002 U	0.01 U	0.01 U	0.01 U	0.01 U	0.01 U	**0.0058 J**
Phenanthrene	*	mg/L	0.01 U	**0.00043 J**	--	0.01 U	**0.0018 J**	0.0002 U	0.01 U	**0.00045 J**	0.01 U	**0.00041 J**	**0.011**	**0.016**
Pyrene	1	mg/L	0.01 U	0.01 U	--	**0.00055 J**	**0.0015 J**	**0.0026**	0.01 U	**0.0021 J**	**0.0014 J**	**0.0014 J**	**0.0026 J**	**0.0035 J**
Inorganic Compounds														
Aluminum (fume or dust)	*	mg/L	**0.67**	--	--	**0.67**	--	0.2 U	**0.3**	**0.1 B**	**0.56**	0.036 U	**0.21**	**0.16 B**
Antimony	0.01	mg/L	0.02 U	--	--	0.02 U	--	0.02 U	0.02 U	0.02 U	0.02 U	0.02 U	0.02 U	0.02 U
Arsenic	0.05	mg/L	0.01 U	--	--	0.01 U	--	0.01 U	0.01 U	0.01 U	0.01 U	0.01 U	0.01 U	0.01 U
Barium	2	mg/L	**0.37**	--	--	**0.37**	--	**0.38**	**0.43**	**0.39**	**0.34**	**0.35**	**0.4**	**0.4**
Beryllium	0.004	mg/L	0.004 U	--	--	0.004 U	--	0.004 U	0.004 U	0.004 U	0.004 U	0.004 U	0.004 U	0.004 U
Cadmium	0.005	mg/L	0.005 U	--	--	0.005 U	--	0.005 U	0.005 U	0.005 U	0.005 U	0.005 U	0.005 U	0.005 U
Calcium metal	*	mg/L	**21**	--	--	**21**	--	**84**	**83**	**86**	**75**	**77**	**84**	**90**
Chromium	0.1	mg/L	0.01 U	--	--	**0.0022 B**	--	0.01 U	0.01 U	0.01 U	0.01 U	0.01 U	0.01 UN	0.01 U
Cobalt	*	mg/L	**0.0042 B**	--	--	**0.006 B**	--	0.01 U	0.01 U	**0.0045 B**	**0.0088 B**	**0.0089 B**	**0.0047 B**	**0.0053 B**
Copper	1.3	mg/L	**0.0045 B**	--	--	**0.0053 B**	--	0.02 U	0.02 U	**0.0024 B**	**0.00099 B**	0.02 U	0.02 UN	0.02 U
Cyanide	0.2	mg/L	--	--	--	0.01 U	--	**0.012**	**0.05**	**0.012**	0.01 U	**0.027**	0.01 U	**0.017**
Iron	*	mg/L	**13**	--	--	**17**	--	**39**	**25**	**31**	**34**	**33**	**33**	**29**
Lead	0.015	mg/L	0.005 U	--	--	0.005 U	--	0.005 U	0.005 U	0.005 U	0.005 U	0.005 U	0.005 U	0.005 U
Magnesium	*	mg/L	**13**	--	--	**13**	--	**67**	**68**	**67**	**63**	**64**	**66**	**67**
Manganese	*	mg/L	**1.7**	--	--	**1.5**	--	**3.4**	**2.1**	**2.8**	**3.9**	**4**	**2.6 N**	**2.4**
Mercury	0.002	mg/L	**0.000092 B**	--	--	0.0002 U	--	0.0002 U	0.0002 U	0.0002 U	0.0002 U	0.0002 U	0.0002 U	0.00020 U
Nickel	0.1	mg/L	0.04 U	--	--	0.04 U	--	0.04 U	0.04 U	0.04 U	0.04 U	0.04 U	0.04 U	0.04 U
Potassium	*	mg/L	**2.4**	--	--	**2.7**	--	**4**	**6.4**	**5.6**	**3.9**	**3.5**	**5.9**	**6.5**
Selenium	0.05	mg/L	0.01 U	--	--	0.01 U	--	0.01 U	**0.02**	0.01 U	0.01 U	0.01 U	0.01 U	0.01 U
Sodium	*	mg/L	**28**	--	--	**26**	--	**53**	**46**	**53**	**51**	**51**	**54**	**51**
Thallium	0.002	mg/L	0.002 UW	--	--	0.002 UW	--	0.001 U	0.002 U	0.002 UW	0.002 UW	0.002 U	0.002 U	0.002 UW
Vanadium (fume or dust)	0.2	mg/L	0.01 U	--	--	**0.003 B**	--	0.01 U	**0.02**	0.01 U	0.01 U	0.01 U	0.01 U	0.01 U
Zinc	2	mg/L	**0.028**	--	--	0.02 U	--	0.02 U	**0.03**	**0.022**	0.02 U	0.02 U	0.02 U	0.02 U

Notes:
-- - Not analyzed
* - Not a HSRA regulated compounds
B (Inorganics) - Estimated analyte concentration
Bold - analyte detected
Bold and shaded - Analyte concentration exceeds the Type 1 RRS
D - Analyte concentration reported from secondary dilution
DB - Analyte concentration reported from secondary dilution; analyte detected in method blank
J - Estimated analyte concentration
JB (Organic) - Estimated analyte concentration; analyte detected in method blank
JM (Organic) - Estimated analyte concentration; spike sample recovery outside control limits
M (Organic) - Spike sample recovery outside control limits
N - Spike sample recovery outside of control limits
RRS - Risk Reduction Standard
U - Analyte not detected at referenced detection limit
UJ - Analyte not detected; low method bias and/or matrix interference
UN - Analyte not detected; spiked sample recovery outside of control limits
UR - Analyte not detected; data rejected
UWN - Analyte not detected; post digestion spike and spike sample recovery outside control limits

Appendix E-3
Summary of Historical Ground Water Sampling Data - Decommissioned Wells
Atlanta Gas Light Company
Former Manufactured Gas Plant Site
Augusta, Ga

Chemical Name	Type 1 Risk Reduction Standard	Location ID	TLC-08D					TLC-08S					
		Sample Date	1/22/2003	7/16/2002	1/16/2002	7/13/2001	1/19/2001	1/18/2001	1/17/2002	7/16/2002	1/21/2004	7/19/2003	1/21/2003
		Sample ID	TLC08D-012203	TLC08D-071602	TLC08D-011602	TLC08D-071301	TLC08D 011901	TLC08S 011801	TLC08S-011702	TLC08S-071602	TLC-8S-Q1-04	TLC-8S-Q3-03	TLC08S-012103
		Unit											
Volatile Organic Compounds													
Acetone	4	mg/L	0.025 U	0.025 U	**0.024 J**	0.025 U	0.025 U	0.025 U	0.025 U	**0.036**	1.2 U	0.63 U	0.05 U
Benzene	0.005	mg/L	**0.00064 J**	**0.00074 J**	**0.004**	**0.0015**	**0.0025**	**0.18**	**0.11**	**0.07**	**0.19**	**0.18**	**0.24**
Carbon Disulfide	4	mg/L	0.001 U	0.001 U	0.001 U	**0.00046 J**	**0.00059 J**	0.001 U	0.001 U	0.001 U	0.05 U	0.025 U	0.002 U
Dichloromethane	0.005	mg/L	0.005 U	0.005 U	0.005 U	0.005 U	0.005 U	0.005 U	0.005 U	**0.00034 J**	0.25 U	0.13 U	0.01 U
Ethylbenzene	0.7	mg/L	**0.0002 J**	**0.00048 J**	**0.0039**	**0.004**	**0.0064**	**0.16**	**0.15**	**0.054**	**0.16**	**0.15**	**0.24**
Toluene	1	mg/L	0.001 U	**0.00073 J**	**0.0003 J**	**0.00069 J**	**0.00036 J**	**0.0035**	**0.0029**	**0.0014**	0.05 U	0.025 U	**0.0044**
Trichloroethylene	0.005	mg/L	0.001 U	0.001 U	0.001 U	0.001 U	0.001 U	0.001 U	0.001 U	0.001 U	0.05 U	0.025 U	0.002 U
Xylenes, total	2	mg/L	**0.001 J**	**0.0014 J**	**0.0033**	**0.0042**	**0.0055**	**0.079**	**0.073**	**0.023**	0.5 U	0.05 U	**0.092**
Semivolatile Organic Compounds													
2-Methylnaphthalene	*	mg/L	**0.0078 J**	**0.036**	--	0.01 U	0.01 U	**0.62**	**0.45 J**	**0.37 D**	**0.34**	**0.53 J M**	**0.44**
Acenaphthene	2	mg/L	**0.019**	**0.031**	--	**0.0087 J**	**0.0027 J**	**0.36**	**0.31 J**	**0.27 D**	**0.22**	**0.37**	**0.25**
Acenaphthylene	0.0002	mg/L	0.01 U	0.01 U	--	0.01 U	**0.0034 J**	**0.0035 J**	0.5 U	0.01 U	0.0002 U	0.01 U	0.05 U
Anthracene	0.0002	mg/L	**0.0015 J**	**0.0034 J**	--	**0.0022 J**	0.01 U	**0.02 J**	0.5 U	**0.016**	**0.022**	**0.025**	**0.016 J**
Benz(a)anthracene	0.0001	mg/L	0.01 U	0.01 U	--	0.01 U	0.01 U	**0.0083 J**	0.5 U	**0.0016 J**	**0.0047**	0.01 U	**0.0042 J**
Benzo(a)pyrene	0.0002	mg/L	0.01 U	**0.00044 J**	--	0.01 U	0.01 U	**0.0071 J**	0.5 U	**0.0012 J**	**0.0018**	0.01 U	0.05 U
Benzo(b)fluoranthene	0.0002	mg/L	0.01 U	0.01 U	--	0.01 U	0.01 U	**0.0062 J**	0.5 U	0.01 U	0.0002 U	0.01 U	0.05 U
Benzo(g,h,i)perylene	0.0002	mg/L	0.01 U	**0.0012 J**	--	0.01 U	0.01 U	**0.0075 J**	0.5 U	0.01 U	**0.0011**	0.01 U	0.05 U
Benzo(k)fluoranthene	0.0002	mg/L	0.01 U	0.01 U	--	0.01 U	0.01 U	**0.0063 J**	0.5 U	**0.001 J**	**0.0033**	0.01 U	0.05 U
Chrysene	0.0002	mg/L	0.01 U	0.01 U	--	0.01 U	0.01 U	**0.0093 J**	0.5 U	**0.0016 J**	**0.0036**	0.01 U	**0.004 J**
Dibenzo(a,h)anthracene	0.003	mg/L	0.01 U	**0.00092 J**	--	0.01 U	0.01 U	**0.005 J**	0.5 U	0.01 U	0.0002 U	0.01 U	0.05 U
Dibenzofuran	0.001	mg/L	**0.0012 J**	**0.0023 J**	--	0.01 U	0.01 U	**0.021 J**	**0.016 J**	**0.013**	**0.02**	**0.022**	**0.014 J**
Fluoranthene	1	mg/L	**0.001 J**	**0.0016 J**	--	**0.0014 J**	0.01 U	**0.012 J**	0.5 U	**0.0074 J**	**0.016**	**0.018**	**0.012 J**
Fluorene	1	mg/L	**0.0058 J**	**0.011**	--	**0.0062 J**	0.01 U	**0.11**	**0.066 J**	**0.064**	**0.067**	**0.1**	**0.072**
Indeno(1,2,3-cd)pyrene	0.0004	mg/L	0.01 U	**0.00094 J**	--	0.01 U	0.01 U	**0.0046 J**	0.5 U	0.01 U	**0.00099**	0.01 U	0.05 U
Naphthalene	0.02	mg/L	**0.0031 J**	**0.019**	--	0.01 U	0.01 U	**3.8 D**	**4.1**	**2.6 D**	**6.7**	**8.9 J M**	**3.7 D**
Phenanthrene	*	mg/L	**0.0046 J**	**0.016**	--	**0.0078 J**	0.01 U	**0.11**	**0.083 J**	**0.078**	**0.091**	**0.12**	**0.085**
Pyrene	1	mg/L	**0.0012 J**	**0.0017 J**	--	**0.0016 J**	0.01 U	**0.015 J**	0.5 U	**0.011**	**0.02**	**0.023**	**0.016 J**
Inorganic Compounds													
Aluminum (fume or dust)	*	mg/L	**0.055 B**	**0.63**	--	**0.06 B**	**1.3**	**0.18 B**	**1.8**	--	**0.77**	**1.9**	**10**
Antimony	0.01	mg/L	0.02 U	0.02 U	--	0.02 U	0.02 U	0.02 U	0.02 U	--	0.02 U	0.02 U	0.02 U
Arsenic	0.05	mg/L	**0.004 B**	0.01 U	--	0.01 U	**0.0037 B**	0.01 U	**0.0034 B**	--	0.01 U	0.01 U	**0.0088 B**
Barium	2	mg/L	**0.26**	**0.26**	--	**0.19**	**0.17**	**0.49**	**0.51**	--	**0.48**	**0.53**	**0.6**
Beryllium	0.004	mg/L	0.004 U	0.004 U	--	0.004 U	0.004 U	0.004 U	0.004 U	--	0.004 U	0.004 U	0.004 U
Cadmium	0.005	mg/L	0.005 U	0.005 U	--	0.005 U	**0.0035 B**	**0.0011 B**	0.005 U	--	0.005 U	**0.006**	**0.0013 B**
Calcium metal	*	mg/L	**15**	**14**	--	**13**	**14**	**130**	**140**	--	**120**	**120**	**130**
Chromium	0.1	mg/L	0.01 U	0.01 U	--	0.01 U	**0.0025 B**	0.01 U	**0.0022 B**	--	0.01 U	0.01 U	**0.012**
Cobalt	*	mg/L	**0.0021 B**	**0.0022 B**	--	0.01 U	0.01 U	0.01 U	0.01 U	--	0.01 U	0.01 U	**0.0043 B**
Copper	1.3	mg/L	**0.0031 B**	**0.0067 B**	--	0.02 U	**0.015 B**	**0.0010 B**	**0.0041 B**	--	0.02 U	0.02 U	**0.022**
Cyanide	0.2	mg/L	0.01 U	--	--	0.01 U	0.01 U	**0.011**	**0.01 B**	--	**0.012**	0.015 U	**0.015**
Iron	*	mg/L	**8.7**	**10**	--	**10**	**10 N**	**37**	**40**	--	**36**	**30**	**48**
Lead	0.015	mg/L	0.005 U	0.005 U	--	0.005 U	0.005 U	**0.0017 B**	**0.03**	--	**0.005**	**0.03**	**0.086**
Magnesium	*	mg/L	**11**	**10**	--	**9.3**	**9.8**	**36**	**39**	--	**41**	**44**	**43**
Manganese	*	mg/L	**0.45**	**0.43**	--	**0.41**	**0.43**	**2.1**	**2.6 N**	--	**2.8**	**2.6**	**2.9**
Mercury	0.002	mg/L	**0.000087 B**	0.0002 U	--	0.0002 U	0.00020 U	0.00020 U	0.0002 U	--	0.0002 U	0.0002 U	**0.00028**
Nickel	0.1	mg/L	0.04 U	0.04 U	--	0.04 U	0.04 U	0.04 U	0.04 U	--	0.04 U	0.04 U	**0.0071 B**
Potassium	*	mg/L	**2.1**	**2.1**	--	**2.0**	**2.3**	**18**	**16 N**	--	**18**	**17**	**20**
Selenium	0.05	mg/L	0.01 U	**0.0047 B**	--	0.01 U	0.01 U	0.01 U	0.01 U	--	0.01 U	**0.02**	0.01 U
Sodium	*	mg/L	**21**	**20**	--	**19**	**20**	**33**	**32**	--	**31**	**33**	**39**
Thallium	0.002	mg/L	0.002 U	0.002 UW	--	0.002 U	0.002 U	0.002 U	0.002 U	--	0.001 U	0.002 U	0.002 UW
Vanadium (fume or dust)	0.2	mg/L	0.01 U	**0.0022 B**	--	0.01 U	**0.0027 B**	0.01 U	**0.0048 B**	--	0.01 U	**0.02**	**0.024**
Zinc	2	mg/L	**0.056**	0.02 U	--	0.02 U	**0.011 B**	**0.0076 B**	**0.035**	--	0.02 U	**0.09**	**0.19**

Notes:
-- - Not analyzed
* - Not a HSRA regulated compounds
B (Inorganics) - Estimated analyte concentration
Bold - analyte detected
Bold and shaded - Analyte concentration exceeds the Type 1 RRS
D - Analyte concentration reported from secondary dilution
DB - Analyte concentration reported from secondary dilution; analyte detected in method blank
J - Estimated analyte concentration
JB (Organic) - Estimated analyte concentration; analyte detected in method blank
JM (Organic) - Estimated analyte concentration; spike sample recovery outside control limits
M (Organic) - Spike sample recovery outside control limits
N - Spike sample recovery outside of control limits
RRS - Risk Reduction Standard
U - Analyte not detected at referenced detection limit
UJ - Analyte not detected; low method bias and/or matrix interference
UN - Analyte not detected; spiked sample recovery outside of control limits
UR - Analyte not detected; data rejected
UWN - Analyte not detected; post digestion spike and spike sample recovery outside control limits

Appendix E-3
Summary of Historical Ground Water Sampling Data - Decommissioned Wells
Atlanta Gas Light Company
Former Manufactured Gas Plant Site
Augusta, Ga

Chemical Name	Type 1 Risk Reduction Standard	Location ID	TLC-09D											
		Sample Date	7/16/2004	7/16/2004	1/21/2004	1/21/2004	7/19/2003	7/19/2003	1/21/2003	1/21/2003	7/16/2002	1/16/2002	1/18/2001	7/11/2001
		Sample ID	TLC-9D-Q3-04	TLC-9D-Q3-04 DUP	TLC-9D-Q1-04	TLC-9D-Q1-04 DUP	TLC-9D-Q3-03	TLC-9D-Q3-03 DUP	TLC09D-012103	TLC09D-012103 DUP	TLC09D-071602	TLC09D-011602	TLC09D 011801	TLC09D-071101
		Unit												
Volatile Organic Compounds														
Acetone	4	mg/L	0.025 U	0.025 U	0.025 U	0.025 U	0.025 U	0.025 U	0.025 U	0.025 U	0.025 U	0.025 U	0.025 U	0.025 U
Benzene	0.005	mg/L	0.001 U	0.001 U	0.001 U	0.001 U	0.001 U	0.001 U	0.001 U	0.001 U	0.001 U	0.001 U	**0.00012 J**	**0.00026 J**
Carbon Disulfide	4	mg/L	0.001 U	0.001 U	0.001 U	0.001 U	0.001 U	0.001 U	0.001 U	0.001 U	0.001 U	0.001 U	0.001 U	0.001 U
Dichloromethane	0.005	mg/L	0.005 U	0.005 U	0.005 U	0.005 U	0.005 U	0.005 U	0.005 U	0.005 U	0.005 U	0.005 U	0.005 U	0.005 U
Ethylbenzene	0.7	mg/L	0.001 U	0.001 U	0.001 U	0.001 U	0.001 U	0.001 U	0.001 U	**0.00017 J**	0.001 U	0.001 U	**0.00042 J**	0.001 U
Toluene	1	mg/L	0.001 U	0.001 U	0.001 U	0.001 U	0.001 U	0.001 U	**0.0003 J**	**0.00035 J**	0.001 U	0.001 U	0.001 U	0.001 U
Trichloroethylene	0.005	mg/L	0.001 U	0.001 U	0.001 U	0.001 U	0.001 U	0.001 U	0.001 U	0.001 U	0.001 U	0.001 U	0.001 U	0.001 U
Xylenes, total	2	mg/L	0.002 U	0.002 U	0.002 U	0.002 U	0.002 U	0.002 U	**0.0006 J**	**0.00052 J**	**0.00039 J**	**0.0007 J**	**0.00078 J**	0.002 U
Semivolatile Organic Compounds														
2-Methylnaphthalene	*	mg/L	**0.0013**	**0.0014**	**0.0024**	**0.003**	0.01 U	0.01 U	**0.006 J**	**0.0049 J**	**0.0037 J**	**0.0097 J**	**0.025**	**0.0063 J**
Acenaphthene	2	mg/L	**0.0072**	**0.0081**	**0.0095**	**0.012**	**0.012**	**0.013**	**0.018**	**0.017**	**0.011**	**0.026**	**0.045**	**0.02**
Acenaphthylene	0.0002	mg/L	0.0002 U	0.0002 U	0.0002 U	0.0002 U	0.01 U	0.01 U	0.01 U	0.01 U	0.01 U	0.01 U	0.01 U	0.01 U
Anthracene	0.0002	mg/L	**0.0016**	**0.0019**	**0.0019**	**0.0024**	0.01 U	0.01 U	**0.0036 J**	**0.0031 J**	**0.0029 J**	**0.0048 J**	**0.0065 J**	**0.0044 J**
Benz(a)anthracene	0.0001	mg/L	0.0002 U	0.0002 U	0.0002 U	0.0002 U	0.01 U	0.01 U	0.01 U	0.01 U	0.01 U	0.01 U	0.01 U	0.01 U
Benzo(a)pyrene	0.0002	mg/L	0.0002 U	0.0002 U	0.0002 U	0.0002 U	0.01 U	0.01 U	0.01 U	0.01 U	0.01 U	0.01 U	0.01 U	0.01 U
Benzo(b)fluoranthene	0.0002	mg/L	0.0002 U	0.0002 U	0.0002 U	0.0002 U	0.01 U	0.01 U	0.01 U	0.01 U	0.01 U	0.01 U	0.01 U	0.01 U
Benzo(g,h,i)perylene	0.0002	mg/L	0.0002 U	0.0002 U	0.0002 U	0.0002 U	0.01 U	0.01 U	0.01 U	0.01 U	0.01 U	0.01 U	0.01 U	0.01 U
Benzo(k)fluoranthene	0.0002	mg/L	0.0002 U	0.0002 U	0.0002 U	0.0002 U	0.01 U	0.01 U	0.01 U	0.01 U	0.01 U	0.01 U	0.01 U	0.01 U
Chrysene	0.0002	mg/L	0.0002 U	0.0002 U	0.0002 U	0.0002 U	0.01 U	0.01 U	0.01 U	0.01 U	0.01 U	0.01 U	0.01 U	0.01 U
Dibenzo(a,h)anthracene	0.003	mg/L	0.0002 U	0.0002 U	0.0002 U	0.0002 U	0.01 U	0.01 U	0.01 U	0.01 U	0.01 U	0.01 U	0.01 U	0.01 U
Dibenzofuran	0.001	mg/L	0.0002 U	0.0002 U	**0.0018**	**0.0021**	0.01 U	0.01 U	**0.0052 J**	**0.0046 J**	**0.0032 J**	**0.0072 J**	**0.014**	**0.0062 J**
Fluoranthene	1	mg/L	**0.0018**	**0.002**	**0.0018**	**0.0019**	0.01 U	0.01 U	**0.0035 J**	**0.0031 J**	**0.0025 J**	**0.0047 J**	**0.005 J**	**0.004 J**
Fluorene	1	mg/L	**0.0032**	**0.0036**	**0.0038**	**0.0046**	0.01 U	0.01 U	**0.009 J**	**0.0077 J**	**0.0056 J**	**0.011**	**0.021**	**0.01**
Indeno(1,2,3-cd)pyrene	0.0004	mg/L	0.0002 U	0.0002 U	0.0002 U	0.0002 U	0.01 U	0.01 U	0.01 U	0.01 U	0.01 U	0.01 U	0.01 U	0.01 U
Naphthalene	0.02	mg/L	0.0002 U	0.0002 U	**0.00039**	**0.00054**	0.01 U	0.01 U	0.01 U	0.01 U	0.01 U	**0.0011 J**	**0.018**	**0.0031 J**
Phenanthrene	*	mg/L	**0.0066**	**0.0074**	**0.0075**	**0.0087**	0.01 U	0.01 U	**0.016**	**0.014**	**0.011**	**0.022**	**0.029**	**0.02**
Pyrene	1	mg/L	**0.0013**	**0.0016**	**0.0014**	**0.0015**	0.01 U	0.01 U	**0.0025 J**	**0.0024 J**	**0.0019 J**	**0.0033 J**	**0.0034 J**	**0.0032 J**
Inorganic Compounds														
Aluminum (fume or dust)	*	mg/L	0.2 U	0.2 U	0.2 U	0.2 U	0.2 U	0.2 U	0.2 U	**0.1 B**	**1.2**	**0.051 B**	**0.089 B**	**0.72**
Antimony	0.01	mg/L	0.006 U	0.006 U	0.02 U	0.02 U	0.02 U	0.02 U	0.02 U	0.02 U	0.02 U	0.02 U	0.02 U	0.02 U
Arsenic	0.05	mg/L	0.01 U	0.01 U	0.01 U	0.01 U	0.01 U	0.01 U	0.01 U	0.01 U	0.01 U	0.01 U	0.01 U	0.01 U
Barium	2	mg/L	**0.33**	**0.31**	**0.32**	**0.32**	**0.31**	**0.31**	**0.33**	**0.31**	**0.32**	**0.33**	**0.31**	**0.3**
Beryllium	0.004	mg/L	0.004 U	0.004 U	0.004 U	0.004 U	0.004 U	0.004 U	0.004 U	0.004 U	0.004 U	0.004 U	0.004 U	**0.0006 B**
Cadmium	0.005	mg/L	0.005 U	0.005 U	0.005 U	0.005 U	0.005 U	0.005 U	0.005 U	**0.0008 B**	0.005 U	0.005 U	**0.00094 B**	0.005 U
Calcium metal	*	mg/L	**18**	**17**	**20**	**20**	**18**	**19**	**19**	**19**	**18**	**20**	**22**	**19**
Chromium	0.1	mg/L	0.01 U	0.01 U	0.01 U	0.01 U	0.01 U	0.01 U	0.01 U	0.01 U	**0.0024 B**	0.01 U	0.01 U	0.01 UN
Cobalt	*	mg/L	0.01 U	0.01 U	0.01 U	0.01 U	0.01 U	0.01 U	**0.0024 B**	**0.0021 B**	**0.0025 B**	**0.0022 B**	0.01 U	**0.003 B**
Copper	1.3	mg/L	0.02 U	0.02 U	0.02 U	0.02 U	0.02 U	0.02 U	**0.0015 B**	**0.0022 B**	**0.0017 B**	0.02 U	0.02 U	0.02 UN
Cyanide	0.2	mg/L	0.01 U	0.01 U	0.01 U	0.01 U	0.015 U	0.015 U	0.01 U	0.01 U	0.01 U	0.01 U	0.01 U	0.01 U
Iron	*	mg/L	**37**	**35**	**32**	**32**	**29**	**29**	**40**	**39**	**39**	**41**	**34**	**40**
Lead	0.015	mg/L	0.005 U	0.005 U	0.005 U	0.005 U	0.005 U	0.005 U	0.005 U	0.005 U	0.005 U	0.005 U	0.005 U	**0.0028 B**
Magnesium	*	mg/L	**15**	**14**	**13**	**13**	**14**	**15**	**17**	**16**	**16**	**18**	**13**	**15**
Manganese	*	mg/L	**2.1**	**1.9**	**1.7**	**1.7**	**1.6**	**1.7**	**2.1**	**2**	**2**	**2.1**	**1.8**	**2.1 N**
Mercury	0.002	mg/L	0.0002 U	0.0002 U	0.0002 U	0.0002 U	0.0002 U	0.0002 U	**0.000089 B**	**0.00012 B**	0.0002 U	0.0002 U	0.00020 U	0.0002 U
Nickel	0.1	mg/L	0.04 U	0.04 U	0.04 U	0.04 U	0.04 U	0.04 U	0.04 U	0.04 U	0.04 U	0.04 U	0.04 U	0.04 U
Potassium	*	mg/L	**2.2**	**2**	**2.9**	**3**	**2.5**	**2.5**	**2**	**1.9**	**1.9**	**1.9**	**2.7**	**1.8**
Selenium	0.05	mg/L	0.01 U	0.01 U	0.01 U	0.01 U	0.01 UJ	**0.01**	0.01 U	0.01 U	**0.0065 B**	0.01 U	0.01 U	0.01 U
Sodium	*	mg/L	**34**	**32**	**30**	**30**	**29**	**29**	**39**	**38**	**35**	**39**	**31**	**36**
Thallium	0.002	mg/L	0.001 U	0.001 U	0.001 U	0.001 U	0.002 U	0.002 U	0.002 UW	0.002 UW	0.002 UW	0.002 U	0.002 UW	0.002 U
Vanadium (fume or dust)	0.2	mg/L	0.01 U	0.01 U	0.01 U	0.01 U	0.01 U	0.01 U	0.01 U	0.01 U	**0.0029 B**	0.01 U	0.01 U	**0.0023 B**
Zinc	2	mg/L	0.02 U	0.02 U	0.02 U	0.02 U	**0.02**	**0.02**	**0.019 B**	**0.022**	**0.0069 B**	0.02 U	0.02 U	0.02 U

Notes:
-- - Not analyzed
* - Not a HSRA regulated compounds
B (Inorganics) - Estimated analyte concentration
Bold - analyte detected
Bold and shaded - Analyte concentration exceeds the Type 1 RRS
D - Analyte concentration reported from secondary dilution
DB - Analyte concentration reported from secondary dilution; analyte detected in method blank
J - Estimated analyte concentration
JB (Organic) - Estimated analyte concentration; analyte detected in method blank
JM (Organic) - Estimated analyte concentration; spike sample recovery outside control limits
M (Organic) - Spike sample recovery outside control limits
N - Spike sample recovery outside of control limits
RRS - Risk Reduction Standard
U - Analyte not detected at referenced detection limit
UJ - Analyte not detected; low method bias and/or matrix interference
UN - Analyte not detected; spiked sample recovery outside of control limits
UR - Analyte not detected; data rejected
UWN - Analyte not detected; post digestion spike and spike sample recovery outside control limits

Appendix E-3
Summary of Historical Ground Water Sampling Data - Decommissioned Wells
Atlanta Gas Light Company
Former Manufactured Gas Plant Site
Augusta, Ga

Chemical Name	Type 1 Risk Reduction Standard	Location ID	TLC-09S									
		Sample Date	7/16/2004	1/21/2004	7/19/2003	1/21/2003	7/16/2002	1/16/2002	1/16/2002	7/10/2001	7/10/2001	1/18/2001
		Sample ID	TLC-9S-Q3-04	TLC-9S-Q1-04	TLC-9S-Q3-03	TLC09S-012103	TLC09S-071602	TLC09S-011602	TLC09SDUP-011602	TLC09S-071001	TLC09SDUP-071001	TLC09S 011801
		Unit										
Volatile Organic Compounds												
Acetone	4	mg/L	0.025 U	0.025 U	0.025 U	0.025 U	0.025 U	0.025 U	0.025 U	0.025 U	0.025 U	0.025 U
Benzene	0.005	mg/L	0.001 U	0.001 U	0.001 U	**0.00015 J**	**0.0028**	**0.0012**	**0.0015**	**0.0001 J**	**0.00013 J**	**0.00038 J**
Carbon Disulfide	4	mg/L	0.001 U	0.001 U	0.001 U	0.001 U	0.001 U	0.001 U	0.001 U	0.001 U	**0.0007 J**	0.001 U
Dichloromethane	0.005	mg/L	0.005 U	0.005 U	0.005 U	0.005 U	0.005 U	0.005 U	0.005 U	0.005 U	0.005 U	0.005 U
Ethylbenzene	0.7	mg/L	0.001 U	0.001 U	0.001 U	**0.00041 J**	0.001 U	0.001 U	0.001 U	0.001 U	**0.00036 J**	0.001 U
Toluene	1	mg/L	0.001 U	0.001 U	0.001 U	**0.00033 J**	0.001 U	0.001 U	**0.00031 J**	0.001 U	0.001 U	0.001 U
Trichloroethylene	0.005	mg/L	0.001 U	0.001 U	0.001 U	0.001 U	0.001 U	0.001 U	0.001 U	0.001 U	0.001 U	0.001 U
Xylenes, total	2	mg/L	0.002 U	0.002 U	0.002 U	**0.00062 J**	0.002 U	**0.00069 J**	**0.00051 J**	0.002 U	**0.00052 J**	**0.00078 J**
Semivolatile Organic Compounds												
2-Methylnaphthalene	*	mg/L	0.0002 U	0.0002 U	0.01 U	0.01 U	**0.0019 J**	**0.0024 J**	**0.0028 J**	**0.00093 J**	**0.00087 J**	**0.0099 J**
Acenaphthene	2	mg/L	**0.012**	**0.036**	**0.016**	**0.034**	**0.05**	**0.046**	**0.054**	**0.023**	**0.025**	**0.065**
Acenaphthylene	0.0002	mg/L	0.0002 U	0.0002 U	0.01 U	0.01 U	0.01 U	0.01 U	0.01 U	0.01 U	0.01 U	**0.0024 J**
Anthracene	0.0002	mg/L	**0.0027**	**0.01**	0.01 U	**0.0088 J**	**0.014**	**0.01**	**0.011**	**0.0086 J**	**0.0086 J**	**0.018**
Benz(a)anthracene	0.0001	mg/L	0.0002 U	**0.00054**	0.01 U	**0.0012 J**	0.01 U	**0.00059 J**	**0.00053 J**	**0.0007 J**	**0.00064 J**	0.01 U
Benzo(a)pyrene	0.0002	mg/L	0.0002 U	0.0002 U	0.01 U	0.01 U	0.01 U	0.01 U	0.01 U	0.01 U	0.01 U	0.01 U
Benzo(b)fluoranthene	0.0002	mg/L	0.0002 U	0.0002 U	0.01 U	**0.00094 J**	0.01 U	0.01 U	0.01 U	0.01 U	0.01 U	0.01 U
Benzo(g,h,i)perylene	0.0002	mg/L	0.0002 U	0.0002 U	0.01 U	0.01 U	0.01 U	0.01 U	0.01 U	0.01 U	0.01 U	0.01 U
Benzo(k)fluoranthene	0.0002	mg/L	0.0002 U	0.0002 U	0.01 U	0.01 U	0.01 U	0.01 U	0.01 U	0.01 U	0.01 U	0.01 U
Chrysene	0.0002	mg/L	0.0002 U	**0.00038**	0.01 U	**0.0014 J**	0.01 U	**0.00049 J**	0.01 U	**0.0007 J**	**0.00057 J**	**0.0034 J**
Dibenzo(a,h)anthracene	0.003	mg/L	0.0002 U	0.0002 U	0.01 U	0.01 U	0.01 U	0.01 U	0.01 U	0.01 U	0.01 U	0.01 U
Dibenzofuran	0.001	mg/L	**0.00038**	**0.01**	0.01 U	**0.014**	**0.022**	**0.018**	**0.021**	**0.01**	**0.01**	**0.027**
Fluoranthene	1	mg/L	**0.0022**	**0.0087**	0.01 U	**0.0084 J**	**0.01**	**0.0099 J**	**0.0093 J**	**0.0078 J**	**0.0077 J**	**0.016**
Fluorene	1	mg/L	**0.0072**	**0.027**	**0.012**	**0.023**	**0.034**	**0.028**	**0.033**	**0.022**	**0.022**	**0.048**
Indeno(1,2,3-cd)pyrene	0.0004	mg/L	0.0002 U	0.0002 U	0.01 U	0.01 U	0.01 U	0.01 U	0.01 U	0.01 U	0.01 U	0.01 U
Naphthalene	0.02	mg/L	**0.00042**	**0.0006**	0.01 U	0.01 U	**0.001 J**	**0.00065 J**	**0.00079 J**	**0.0004 J**	0.01 U	0.01 U
Phenanthrene	*	mg/L	**0.005**	**0.039**	**0.021**	**0.041**	**0.064**	**0.054**	**0.061**	**0.042**	**0.043**	**0.075**
Pyrene	1	mg/L	**0.0016**	**0.0062**	0.01 U	**0.0066 J**	**0.0072 J**	**0.0068 J**	**0.0069 J**	**0.0058 J**	**0.0054 J**	**0.013**
Inorganic Compounds												
Aluminum (fume or dust)	*	mg/L	0.2 U	0.2 U	**1.1**	**1.3**	**0.21**	0.15 U	**0.067 B**	**0.14 B**	**0.43**	**0.23**
Antimony	0.01	mg/L	0.006 U	0.02 U	0.02 U	0.02 U	0.02 U	0.02 U	0.02 U	0.02 U	0.02 U	0.02 U
Arsenic	0.05	mg/L	0.01 U	0.01 U	0.01 U	**0.0057 B**	0.01 U	0.01 U	0.01 U	**0.0068 B**	0.01 U	0.01 U
Barium	2	mg/L	**0.41**	**0.32**	**0.36**	**0.44**	**0.35**	**0.35**	**0.34**	**0.38**	**0.37**	**0.35**
Beryllium	0.004	mg/L	0.004 U	0.004 U	0.004 U	0.004 U	0.004 U	0.004 U	0.004 U	0.004 U	0.004 U	0.004 U
Cadmium	0.005	mg/L	0.005 U	0.005 U	0.005 U	**0.00083 B**	0.005 U	0.005 U	0.005 U	0.005 U	0.005 U	**0.00078 B**
Calcium metal	*	mg/L	**180**	**99**	**140**	**190**	**86**	**120**	**110**	**160**	**150**	**160**
Chromium	0.1	mg/L	0.01 U	0.01 U	0.01 U	**0.0022 B**	0.01 U	0.01 U	0.01 U	0.01 U	0.01 U	0.01 U
Cobalt	*	mg/L	0.01 U	0.01 U	0.01 U	**0.0016 B**	0.01 U	0.01 U	0.01 U	0.01 U	0.01 U	0.01 U
Copper	1.3	mg/L	0.02 U	0.02 U	0.02 U	**0.0044 B**	**0.001 B**	0.02 U	0.02 U	0.02 U	0.02 U	0.02 U
Cyanide	0.2	mg/L	0.01 U	0.01 U	0.015 U	0.01 U	**0.0096 B**	**0.0056 B**	**0.0089 B**	0.01 U	0.01 U	0.01 U
Iron	*	mg/L	**17**	**30**	**14**	**34**	**30**	**28**	**28**	**23**	**23**	**23**
Lead	0.015	mg/L	0.005 U	0.005 U	**0.009**	**0.0097**	0.005 U	0.005 U	**0.0015 B**	0.005 U	0.005 U	0.005 U
Magnesium	*	mg/L	**36**	**35**	**32**	**37**	**31**	**33**	**32**	**33**	**32**	**35**
Manganese	*	mg/L	**1.4**	**1.6**	**1.3**	**2.8**	**1.1**	**1.2**	**1.2**	**1.2**	**1.2**	**1.1**
Mercury	0.002	mg/L	0.0002 U	0.0002 U	0.0002 U	**0.00012 B**	0.0002 U	0.0002 U	0.0002 U	0.00020 U	0.00020 U	0.00020 U
Nickel	0.1	mg/L	0.04 U	0.04 U	0.04 U	0.04 U	0.04 U	0.04 U	0.04 U	0.04 U	0.04 U	0.04 U
Potassium	*	mg/L	**13**	**9.6**	**10**	**9**	**9.8**	**9.4**	**9.2**	**12**	**11**	**10**
Selenium	0.05	mg/L	0.01 U	0.01 U	**0.02**	0.01 U	0.01 U	0.01 U	0.01 U	0.01 U	0.01 U	0.01 U
Sodium	*	mg/L	**31**	**47**	**40**	**30**	**47**	**41**	**41**	**31**	**31**	**24**
Thallium	0.002	mg/L	0.001 U	0.001 U	0.002 U	0.002 UW	**0.0012 BW**	0.002 U	0.002 U	0.002 U	0.002 U	0.002 U
Vanadium (fume or dust)	0.2	mg/L	0.01 U	0.01 U	**0.01**	**0.003 B**	0.01 U	0.01 U	0.01 U	0.01 U	0.01 U	0.01 U
Zinc	2	mg/L	0.02 U	0.02 U	**0.03**	**0.028**	0.02 U	0.02 U	0.02 U	0.02 U	0.02 U	0.02 U

Notes:
-- - Not analyzed
* - Not a HSRA regulated compounds
B (Inorganics) - Estimated analyte concentration
Bold - analyte detected
Bold and shaded - Analyte concentration exceeds the Type 1 RRS
D - Analyte concentration reported from secondary dilution
DB - Analyte concentration reported from secondary dilution; analyte detected in method blank
J - Estimated analyte concentration
JB (Organic) - Estimated analyte concentration; analyte detected in method blank
JM (Organic) - Estimated analyte concentration; spike sample recovery outside control limits
M (Organic) - Spike sample recovery outside control limits
N - Spike sample recovery outside of control limits
RRS - Risk Reduction Standard
U - Analyte not detected at referenced detection limit
UJ - Analyte not detected; low method bias and/or matrix interference
UN - Analyte not detected; spiked sample recovery outside of control limits
UR - Analyte not detected; data rejected
UWN - Analyte not detected; post digestion spike and spike sample recovery outside control limits

Appendix E-3
Summary of Historical Ground Water Sampling Data - Decommissioned Wells
Atlanta Gas Light Company
Former Manufactured Gas Plant Site
Augusta, Ga

Chemical Name	Type 1 Risk Reduction Standard	Location ID	TLC-10D			TLC-10S					TLC-11S							TLC-12D
		Sample Date	1/17/2002	7/18/2001	1/24/2001	1/24/2001	1/24/2001	1/17/2002	7/18/2001	7/13/2001	7/18/2003	1/15/2003	7/17/2002	4/3/2002	1/17/2002	7/12/2001	1/19/2001	1/17/2001
		Sample ID	TLC10D-011702	TLC10D-071801	TLC10D 012401	010110S 012401	TLC10S 012401	TLC10S-011702	TLC10S-071801	TLC01S-071301	TLC-11S-Q3-03	TLC11S-011503	TLC115-071702	TLC11S-040302	TLC11S-011702	TLC11S-071201	TLC11S 011901	TLC12D 011701
		Unit																
Volatile Organic Compounds																		
Acetone	4	mg/L	0.5 U	**1.2 R**	1.2 U	0.025 U	0.025 U	0.025 U	**0.025 R**	**0.031**	0.025 U	0.025 U	0.025 U	--	0.025 U	0.025 U	0.025 U	0.025 UJ
Benzene	0.005	mg/L	**2.5**	**4.9**	**6.6**	**0.019**	**0.02**	**0.014**	**0.025**	**0.00011 J**	0.001 U	0.001 U	0.001 U	0.001 U	0.001 U	**0.00023 J**	0.001 U	**0.00024 J**
Carbon Disulfide	4	mg/L	0.02 U	0.05 U	**0.025 J**	0.001 U	0.001 U	0.001 U	0.001 U	0.001 U	0.001 U	0.001 UJ	0.001 U	--	0.001 U	0.001 U	0.001 U	**0.00049 J**
Dichloromethane	0.005	mg/L	0.1 U	0.25 U	0.25 U	0.005 U	0.005 U	**0.00046 J**	0.005 U	0.005 U	0.005 U	0.005 UJ	0.005 U	0.005 U	0.005 U	0.005 U	0.005 U	0.005 U
Ethylbenzene	0.7	mg/L	**0.46**	**0.87**	**1.6**	**0.0057**	**0.0057**	**0.0031**	**0.0061**	**0.00017 J**	0.001 U	0.001 U	0.001 U	**0.00022 J**	0.001 U	**0.00022 J**	**0.00042 J**	**0.036**
Toluene	1	mg/L	**0.01 J**	**0.024 J**	**0.032 J**	0.001 U	0.001 U	0.001 U	**0.0011**	**0.00058 J**	0.001 U	0.001 U	**0.00044 J**	0.001 U	**0.00071 J**	**0.0012**	**0.0046**	**0.00039 J**
Trichloroethylene	0.005	mg/L	**0.0058 J**	0.05 U	0.05 U	0.001 U	0.001 U	0.001 U	0.001 U	0.001 U	0.001 U	0.001 U	**0.00064 J**	0.001 U	0.001 U	0.001 U	0.001 U	0.001 U
Xylenes, total	2	mg/L	**0.21**	**0.4**	**0.72**	**0.0028**	**0.0029**	**0.0017 J**	**0.0049**	**0.0014 J**	0.002 U	0.002 U	0.002 U	--	0.002 U	0.002 U	0.002 U	**0.022**
Semivolatile Organic Compounds																		
2-Methylnaphthalene	*	mg/L	**0.15 J**	**0.29**	**0.46 D**	**0.0083 J**	**0.0036 J**	**0.0024 J**	**0.0022 J**	0.01 U	0.01 U	0.01 U	--	--	--	0.01 U	0.01 U	**0.29**
Acenaphthene	2	mg/L	**0.12 J**	**0.18**	**0.16**	**0.0058 J**	**0.0032 J**	**0.0058 J**	**0.0022 J**	0.01 U	0.01 U	**0.00031 J**	--	**0.00088 J**	--	0.01 U	**0.0018 J**	**0.14**
Acenaphthylene	0.0002	mg/L	**0.038 J**	0.05 U	0.01 U	**0.0012 J**	**0.00053 J**	**0.00091 J**	0.01 U	0.01 U	0.01 U	0.01 U	--	0.01 U	--	0.01 U	**0.00035 J**	**0.003 J**
Anthracene	0.0002	mg/L	0.2 U	**0.0027 J**	**0.0029 J**	**0.0014 J**	0.01 U	**0.0012 J**	**0.00036 J**	0.01 U	0.01 U	0.01 U	--	0.01 U	--	0.01 U	**0.00097 J**	**0.009 J**
Benz(a)anthracene	0.0001	mg/L	0.2 U	0.05 U	0.01 U	0.01 U	0.01 U	0.01 U	0.01 U	0.01 U	0.01 U	0.01 U	--	0.01 U	--	0.01 U	**0.0013 J**	0.01 U
Benzo(a)pyrene	0.0002	mg/L	0.2 U	0.05 U	0.01 U	0.01 U	0.01 U	0.01 U	0.01 U	0.01 U	0.01 U	0.01 U	--	0.01 U	--	0.01 U	0.01 U	0.01 U
Benzo(b)fluoranthene	0.0002	mg/L	0.2 U	0.05 U	0.01 U	0.01 U	0.01 U	0.01 U	0.01 U	0.01 U	0.01 U	0.01 U	--	0.01 U	--	0.01 U	0.01 U	0.01 U
Benzo(g,h,i)perylene	0.0002	mg/L	0.2 U	0.05 U	0.01 U	0.01 U	0.01 U	0.01 U	0.01 UJ	0.01 U	0.01 U	0.01 U	--	0.01 U	--	0.01 U	**0.0014 J**	0.01 U
Benzo(k)fluoranthene	0.0002	mg/L	0.2 U	0.05 U	0.01 U	0.01 U	0.01 U	0.01 U	0.01 U	0.01 U	0.01 U	0.01 U	--	0.01 U	--	0.01 U	0.01 U	0.01 U
Chrysene	0.0002	mg/L	0.2 U	0.05 U	0.01 U	0.01 U	0.01 U	0.01 U	0.01 U	0.01 U	0.01 U	0.01 U	--	0.01 U	--	0.01 U	**0.0015 J**	0.01 U
Dibenzo(a,h)anthracene	0.003	mg/L	0.2 U	0.05 U	0.01 U	0.01 U	0.01 U	0.01 U	0.01 UJ	0.01 U	0.01 U	0.01 U	--	0.01 U	--	0.01 U	0.01 U	0.01 U
Dibenzofuran	0.001	mg/L	0.2 U	**0.0083 J**	**0.011**	**0.0013 J**	0.01 U	**0.001 J**	0.01 U	0.01 U	0.01 U	0.01 U	--	--	--	0.01 U	0.01 U	**0.012**
Fluoranthene	1	mg/L	0.2 U	0.05 U	**0.0017 J**	**0.0037 J**	**0.0012 J**	**0.0016 J**	**0.00049 J**	0.01 U	0.01 U	**0.00064 J**	--	**0.00063 J**	--	0.01 U	**0.0038 J**	**0.0057 J**
Fluorene	1	mg/L	0.2 U	**0.027 J**	**0.034**	**0.0054 J**	**0.0018 J**	**0.0046 J**	**0.0014 J**	0.01 U	0.01 U	0.01 U	--	0.01 U	--	0.01 U	**0.00051 J**	**0.048**
Indeno(1,2,3-cd)pyrene	0.0004	mg/L	0.2 U	0.05 U	0.01 U	0.01 U	0.01 U	0.01 U	0.01 UJ	0.01 U	0.01 U	0.01 U	--	0.01 U	--	0.01 U	0.01 U	0.01 U
Naphthalene	0.02	mg/L	**1.6**	**3.3 D**	**3.6 D**	**0.025**	**0.018**	**0.012**	**0.028**	0.01 U	0.01 U	0.01 U	--	0.01 U	--	0.01 U	0.01 U	**0.97 D**
Phenanthrene	*	mg/L	**0.027 J**	**0.029 J**	**0.037**	**0.012**	**0.0023 J**	**0.0089 J**	**0.002 J**	0.01 U	0.01 U	0.01 U	--	0.01 U	--	0.01 U	**0.003 J**	**0.046**
Pyrene	1	mg/L	0.2 U	0.05 U	**0.0018 J**	**0.0041 J**	**0.0017 J**	**0.0015 J**	0.01 U	0.01 U	0.01 U	**0.0011 J**	--	**0.00098 J**	--	0.01 U	**0.0052 J**	**0.0048 J**
Inorganic Compounds																		
Aluminum (fume or dust)	*	mg/L	0.2 U	**0.47**	**5.8**	**5.3**	**4.6**	**6.8**	**0.21**	--	**2**	**0.20 B**	--	--	--	**0.1 B**	**3.4**	**0.12 J**
Antimony	0.01	mg/L	0.02 U	0.02 U	0.02 U	0.02 U	0.02 U	0.02 U	0.02 U	--	0.02 U	0.020 U	--	--	--	**0.013 B**	0.02 U	**0.0059 J**
Arsenic	0.05	mg/L	0.01 U	0.01 U	0.01 U	**0.0046 B**	**0.0047 B**	**0.005 B**	0.01 U	--	0.01 U	0.010 U	--	--	--	**0.0041 B**	**0.0073 B**	0.01 U
Barium	2	mg/L	**0.39**	**0.36**	**0.34**	**0.27**	**0.26**	**0.29**	**0.15**	--	**0.23**	**0.11**	--	--	--	**0.1**	**0.1**	**0.25**
Beryllium	0.004	mg/L	**0.0009 B**	0.004 U	0.004 U	0.004 U	0.004 U	0.004 U	0.004 U	--	0.004 U	0.0040 U	--	--	--	0.004 U	0.004 U	0.00082 U
Cadmium	0.005	mg/L	0.005 U	0.005 U	0.005 U	0.005 U	0.005 U	0.005 U	0.005 U	--	0.005 U	0.0050 U	--	--	--	0.005 U	0.005 U	0.005 U
Calcium metal	*	mg/L	**40**	**44**	**43**	**110**	**100**	**86**	**69**	--	**59**	**44**	--	--	--	**41**	**29**	**15**
Chromium	0.1	mg/L	0.01 U	0.01 U	**0.011**	**0.0054 B**	**0.0052 B**	**0.0075 B**	0.01 U	--	0.01 U	0.010 U	--	--	--	0.01 U	**0.005 B**	0.01 U
Cobalt	*	mg/L	0.01 U	0.01 U	**0.0016 B**	**0.0027 B**	**0.0023 B**	**0.0025 B**	0.01 U	--	0.01 U	**0.0021 B**	--	--	--	**0.0024 B**	**0.0014 B**	**0.0046 J**
Copper	1.3	mg/L	0.02 U	0.02 U	**0.0032 B**	**0.0074 B**	**0.0088 B**	**0.012 B**	0.0022 U	--	0.02 U	0.0028 U	--	--	--	**0.019 B**	**0.027**	0.02 U
Cyanide	0.2	mg/L	0.01 U	0.01 U	0.01 U	**0.076**	**0.042**	**0.091**	**0.045**	--	0.015 U	0.010 UJ	--	--	--	0.01 U	0.01 U	0.01 U
Iron	*	mg/L	**25**	**27**	**30**	**55**	**56**	**50**	**27**	--	**19**	**3.1**	--	--	--	**1.5**	**6.4 N**	**44**
Lead	0.015	mg/L	0.005 U	0.005 U	**0.0019 B**	**0.013**	**0.014**	**0.021**	0.0016 U	--	**0.009**	0.0016 U	--	--	--	**0.0028 B**	**0.036**	0.0023 U
Magnesium	*	mg/L	**22**	**24**	**23**	**14**	**13**	**12**	**8.9**	--	**23**	**13**	--	--	--	**7.2**	**8.4**	**8.9**
Manganese	*	mg/L	**2.8 N**	**2.5**	**2.2**	**1.3**	**1.3**	**0.98**	**0.73**	--	**3.9**	**1.1**	--	--	--	**0.69**	**0.63**	**2.3**
Mercury	0.002	mg/L	0.0002 U	0.0002 U	0.00020 U	0.00020 U	0.00020 U	0.0002 U	0.0002 U	--	0.0002 U	0.00020 U	--	--	--	0.0002 U	0.00020 U	0.00020 U
Nickel	0.1	mg/L	0.04 U	0.04 U	0.04 U	0.04 U	0.04 U	0.04 U	0.04 U	--	0.04 U	0.040 U	--	--	--	**0.0055 B**	0.04 U	0.04 U
Potassium	*	mg/L	**11 N**	**11**	**10**	**6.0**	**5.8**	**5.9**	**5.3**	--	**3.2**	**3.1**	--	--	--	**3.9**	**3.0**	**4.1**
Selenium	0.05	mg/L	0.01 U	0.01 U	0.01 U	0.01 U	0.01 U	0.01 U	0.01 U	--	**0.02**	0.010 U	--	--	--	0.01 U	0.01 U	0.01 U
Sodium	*	mg/L	**80**	**87**	**86**	**10**	**10**	**9.5**	**9.1**	--	**9.4**	**5.6**	--	--	--	**3.9**	**4.6**	**17**
Thallium	0.002	mg/L	0.002 U	0.002 U	0.002 U	0.002 UW	0.002 UW	0.002 UW	0.002 U	--	0.002 U	0.0020 UJ	--	--	--	0.002 U	0.002 U	0.002 U
Vanadium (fume or dust)	0.2	mg/L	0.01 U	0.01 U	**0.01**	**0.011**	**0.0089 B**	**0.015**	0.01 U	--	**0.01**	0.010 U	--	--	--	0.01 U	**0.0059 B**	**0.0028 J**
Zinc	2	mg/L	0.02 U	0.02 U	**0.017 B**	**0.029**	**0.04**	**0.023**	0.02 U	--	**0.03**	**0.0092 B**	--	--	--	**0.049**	**0.030**	0.02 U

Notes:
-- - Not analyzed
* - Not a HSRA regulated compounds
B (Inorganics) - Estimated analyte concentration
Bold - analyte detected
Bold and shaded - Analyte concentration exceeds the Type 1 RRS
D - Analyte concentration reported from secondary dilution
DB - Analyte concentration reported from secondary dilution; analyte detected in method blank
J - Estimated analyte concentration
JB (Organic) - Estimated analyte concentration; analyte detected in method blank
JM (Organic) - Estimated analyte concentration; spike sample recovery outside control limits
M (Organic) - Spike sample recovery outside control limits
N - Spike sample recovery outside of control limits
RRS - Risk Reduction Standard
U - Analyte not detected at referenced detection limit
UJ - Analyte not detected; low method bias and/or matrix interference
UN - Analyte not detected; spiked sample recovery outside of control limits
UR - Analyte not detected; data rejected
UWN - Analyte not detected; post digestion spike and spike sample recovery outside control limits

Appendix E-3
Summary of Historical Ground Water Sampling Data - Decommissioned Wells
Atlanta Gas Light Company
Former Manufactured Gas Plant Site
Augusta, Ga

Chemical Name	Type 1 Risk Reduction Standard	Location ID	TLC-12S	TLC-13D								TLC-13S		
		Sample Date	1/17/2001	7/13/2004	1/22/2004	7/20/2003	1/16/2003	7/15/2002	1/15/2002	7/17/2001	1/19/2001	1/15/2002	7/17/2001	1/19/2001
		Sample ID	TLC12S 011701	TLC-13D-Q3-04	TLC-13D-Q1-04	TLC-13D-Q3-03	TLC13D-011603	TLC13D-071502	TLC13D-011502	TLC13D-071701	TLC13D 011901	TLC13S-011502	TLC13S-071701	TLC13S 011901
		Unit												
Volatile Organic Compounds														
Acetone	4	mg/L	0.025 UJ	0.025 U	0.025 U	0.025 U	**0.014 J**	0.025 U	0.025 U	0.025 U	0.025 U	**0.3**	**0.016 J**	0.025 U
Benzene	0.005	mg/L	**0.015**	0.001 U	0.001 U	**0.047**	0.001 U	0.001 U	0.001 U	**0.0002 J**	0.001 U	0.001 U	**0.00024 J**	0.001 U
Carbon Disulfide	4	mg/L	0.001 U	0.001 U	0.001 U	0.001 U	0.001 U	0.001 U	0.001 U	0.001 U	0.001 U	0.001 U	0.001 U	0.001 U
Dichloromethane	0.005	mg/L	0.005 U	0.005 U	0.005 U	0.005 U	0.005 U	**0.00046 J**	0.005 U	0.005 U	0.005 U	0.005 U	0.005 U	0.005 U
Ethylbenzene	0.7	mg/L	0.0012 U	0.001 U	0.001 U	0.001 U	**0.00014 J**	0.001 U	0.001 U	**0.00057 J**	0.001 U	0.001 U	**0.0006 J**	0.001 U
Toluene	1	mg/L	**0.00055 J**	0.001 U	0.001 U	**0.046**	**0.00035 J**	**0.00054 J**	0.001 U	**0.00035 J**	0.001 U	0.001 U	0.001 U	0.001 U
Trichloroethylene	0.005	mg/L	0.001 U	0.001 U	0.001 U	**0.044**	0.001 U	0.001 U	0.001 U	0.001 U	0.001 U	0.001 U	0.001 U	0.001 U
Xylenes, total	2	mg/L	**0.0081**	0.002 U	0.002 U	0.002 U	**0.00046 J**	0.002 U	0.002 U	**0.00068 J**	0.002 U	0.002 U	**0.00064 J**	0.002 U
Semivolatile Organic Compounds														
2-Methylnaphthalene	*	mg/L	**0.0046 J**	**0.0004**	**0.0014**	0.01 U	--	0.01 U	--	0.01 U	0.01 U	--	--	--
Acenaphthene	2	mg/L	**0.11**	**0.0012**	**0.0024**	0.01 U	--	**0.0003 J**	--	**0.001 J**	**0.0012 J**	--	--	--
Acenaphthylene	0.0002	mg/L	**0.0017 J**	0.0002 U	0.0002 U	0.01 U	--	0.01 U	--	0.01 U	0.01 U	--	--	--
Anthracene	0.0002	mg/L	**0.0076 J**	0.0002 U	0.0002 U	0.01 U	--	0.01 U	--	0.01 U	0.01 U	--	--	--
Benz(a)anthracene	0.0001	mg/L	**0.0048 J**	0.0002 U	0.0002 U	0.01 U	--	0.01 U	--	0.01 U	0.01 U	--	--	--
Benzo(a)pyrene	0.0002	mg/L	**0.0049 J**	0.0002 U	0.0002 U	0.01 U	--	0.01 U	--	0.01 U	0.01 U	--	--	--
Benzo(b)fluoranthene	0.0002	mg/L	**0.0031 J**	0.0002 U	0.0002 U	0.01 U	--	0.01 U	--	0.01 U	0.01 U	--	--	--
Benzo(g,h,i)perylene	0.0002	mg/L	**0.0032 J**	0.0002 U	0.0002 U	0.01 U	--	0.01 U	--	0.01 U	0.01 U	--	--	--
Benzo(k)fluoranthene	0.0002	mg/L	**0.0036 J**	0.0002 U	0.0002 U	0.01 U	--	0.01 U	--	0.01 U	0.01 U	--	--	--
Chrysene	0.0002	mg/L	**0.0046 J**	0.0002 U	0.0002 U	0.01 U	--	0.01 U	--	0.01 U	0.01 U	--	--	--
Dibenzo(a,h)anthracene	0.003	mg/L	0.01 U	0.0002 U	0.0002 U	0.01 U	--	0.01 U	--	0.01 U	0.01 U	--	--	--
Dibenzofuran	0.001	mg/L	**0.027**	0.0002 U	0.0002 U	0.01 U	--	0.01 U	--	0.01 U	0.01 U	--	--	--
Fluoranthene	1	mg/L	**0.03**	0.0002 U	0.0002 U	0.01 U	--	0.01 U	--	0.01 U	**0.0004 J**	--	--	--
Fluorene	1	mg/L	**0.037**	0.0002 U	**0.00034**	0.01 U	--	0.01 U	--	**0.00073 J**	0.01 U	--	--	--
Indeno(1,2,3-cd)pyrene	0.0004	mg/L	**0.0021 J**	0.0002 U	0.0002 U	0.01 U	--	0.01 U	--	**0.00063 J**	0.01 U	--	--	--
Naphthalene	0.02	mg/L	**0.017**	0.0002 U	0.0002 U	0.01 U	--	0.01 U	--	**0.0033 J**	0.01 U	--	--	--
Phenanthrene	*	mg/L	**0.03**	0.0002 U	0.0002 U	0.01 U	--	0.01 U	--	0.01 U	**0.00077 J**	--	--	--
Pyrene	1	mg/L	**0.023**	0.0002 U	0.0002 U	0.01 U	--	0.01 U	--	0.01 U	0.01 U	--	--	--
Inorganic Compounds														
Aluminum (fume or dust)	*	mg/L	**0.086 J**	**5.5**	**4.6**	**1.8**	**0.33**	**4.5**	--	**3.1 N**	**20**	--	--	--
Antimony	0.01	mg/L	0.02 U	0.006 U	0.02 U	0.02 U	0.020 U	0.02 U	--	0.02 U	**0.013 B**	--	--	--
Arsenic	0.05	mg/L	0.01 U	**0.03**	**0.027**	0.01 U	**0.095**	**0.09**	--	**0.18**	**0.15**	--	--	--
Barium	2	mg/L	**0.32**	**0.49**	**0.48**	**0.29**	**0.29**	**0.52**	--	**0.4**	**0.58**	--	--	--
Beryllium	0.004	mg/L	0.00078 U	0.004 U	0.004 U	0.004 U	0.0040 U	0.004 U	--	0.004 U	**0.00079 B**	--	--	--
Cadmium	0.005	mg/L	0.005 U	0.005 U	0.005 U	0.005 U	0.0050 U	0.005 U	--	0.005 U	**0.0019 B**	--	--	--
Calcium metal	*	mg/L	**100**	**57**	**54**	**63**	**120**	**61**	--	**73**	**55**	--	--	--
Chromium	0.1	mg/L	0.01 U	0.01 U	0.01 U	0.01 U	0.010 U	**0.006 B**	--	**0.0032 B**	**0.021**	--	--	--
Cobalt	*	mg/L	0.01 U	0.01 U	0.01 U	0.01 U	**0.0041 B**	**0.0093 B**	--	**0.0069 B**	**0.016**	--	--	--
Copper	1.3	mg/L	0.02 U	0.02 U	0.02 U	0.02 U	**0.0013 B**	**0.0097 B**	--	**0.0039 B**	**0.025**	--	--	--
Cyanide	0.2	mg/L	0.01 U	0.01 U	0.01 U	0.015 U	--	0.01 U	--	0.01 U	0.01 U	--	--	--
Iron	*	mg/L	**35**	**63**	**65**	**36**	**27**	**65 N**	--	**52**	**71 N**	--	--	--
Lead	0.015	mg/L	0.0028 U	**0.013**	**0.013**	**0.005**	**0.0021 B**	**0.018**	--	**0.0091**	**0.062**	--	--	--
Magnesium	*	mg/L	**27**	**28**	**28**	**28**	**44**	**30**	--	**34**	**30**	--	--	--
Manganese	*	mg/L	**1.3**	**3.7**	**3.3**	**1.2**	**0.97**	**2.5**	--	**1.7**	**2.3**	--	--	--
Mercury	0.002	mg/L	0.00020 U	0.0002 U	0.0002 U	0.0002 U	0.00020 U	0.0002 U	--	0.0002 U	0.00020 U	--	--	--
Nickel	0.1	mg/L	0.04 U	0.04 U	0.04 U	0.04 U	0.040 U	0.04 U	--	0.04 U	**0.012 B**	--	--	--
Potassium	*	mg/L	**14**	**14**	**13**	**24**	**21**	**15**	--	**19**	**14**	--	--	--
Selenium	0.05	mg/L	0.01 U	0.01 U	0.01 U	0.01 U	0.010 U	0.01 U	--	0.01 U	0.01 U	--	--	--
Sodium	*	mg/L	**22**	**170**	**180**	**210**	**170**	**220**	--	**200**	**270**	--	--	--
Thallium	0.002	mg/L	0.002 U	0.001 U	0.001 U	0.002 U	0.0020 UWN	0.002 UWN	--	0.002 UN	0.002 U	--	--	--
Vanadium (fume or dust)	0.2	mg/L	0.01 U	0.01 U	**0.011**	0.01 U	0.010 U	**0.0075 B**	--	**0.0047 B**	**0.031**	--	--	--
Zinc	2	mg/L	0.02 U	0.02 U	0.02 U	**0.03**	0.020 U	**0.023**	--	**0.016 B**	**0.072**	--	--	--

Notes:
-- - Not analyzed
* - Not a HSRA regulated compounds
B (Inorganics) - Estimated analyte concentration
Bold - analyte detected
Bold and shaded - Analyte concentration exceeds the Type 1 RRS
D - Analyte concentration reported from secondary dilution
DB - Analyte concentration reported from secondary dilution; analyte detected in method blank
J - Estimated analyte concentration
JB (Organic) - Estimated analyte concentration; analyte detected in method blank
JM (Organic) - Estimated analyte concentration; spike sample recovery outside control limits
M (Organic) - Spike sample recovery outside control limits
N - Spike sample recovery outside of control limits
RRS - Risk Reduction Standard
U - Analyte not detected at referenced detection limit
UJ - Analyte not detected; low method bias and/or matrix interference
UN - Analyte not detected; spiked sample recovery outside of control limits
UR - Analyte not detected; data rejected
UWN - Analyte not detected; post digestion spike and spike sample recovery outside control limits

Appendix E-3
Summary of Historical Ground Water Sampling Data - Decommissioned Wells
Atlanta Gas Light Company
Former Manufactured Gas Plant Site
Augusta, Ga

Chemical Name	Type 1 Risk Reduction Standard	Location ID	TLC-14D					TLC-14S		
		Sample Date	4/3/2002	1/15/2002	7/10/2001	1/22/2001	1/22/2001	1/15/2002	7/11/2001	1/23/2001
		Sample ID	TLC14D-040302	TLC14D-011502	TLC14D-071001	010114D 012201	TLC14D	TLC14S-011502	TLC14S-071101	TLC14S 012301
		Unit								
Volatile Organic Compounds										
Acetone	4	mg/L	--	0.025 U	0.025 U	0.025 U	0.025 U	**0.018 J**	**0.022 J**	0.025 U
Benzene	0.005	mg/L	0.001 U	0.001 U	0.001 U	0.001 U	0.001 U	0.001 U	0.001 U	0.001 U
Carbon Disulfide	4	mg/L	--	0.001 U	0.001 U	0.001 U	0.001 U	0.001 U	0.001 U	0.001 U
Dichloromethane	0.005	mg/L	0.005 U	0.005 U	0.005 U	0.005 U	0.005 U	0.005 U	0.005 U	0.005 U
Ethylbenzene	0.7	mg/L	0.001 U	0.001 U	0.001 U	0.001 U	0.001 U	0.001 U	0.001 U	0.001 U
Toluene	1	mg/L	0.001 U	0.001 U	0.001 U	0.001 U	0.001 U	0.001 U	0.001 U	0.001 U
Trichloroethylene	0.005	mg/L	0.001 U	**0.00027 J**	**0.00018 J**	0.001 U	0.001 U	0.001 U	0.001 U	0.001 U
Xylenes, total	2	mg/L	--	0.002 U	0.002 U	0.002 U	0.002 U	0.002 U	0.002 U	0.002 U
Semivolatile Organic Compounds										
2-Methylnaphthalene	*	mg/L	--	0.01 U	0.01 U	0.01 U	0.01 U	--	0.017 U	0.01 U
Acenaphthene	2	mg/L	0.01 U	0.01 U	0.01 U	0.01 U	0.01 U	--	**0.0042 J**	**0.0039 J**
Acenaphthylene	0.0002	mg/L	0.01 U	0.01 U	0.01 U	0.01 U	0.01 U	--	0.017 U	0.01 U
Anthracene	0.0002	mg/L	0.01 U	0.01 U	0.01 U	0.01 U	0.01 U	--	**0.0008 J**	0.01 U
Benz(a)anthracene	0.0001	mg/L	0.01 U	0.01 U	0.01 U	0.01 U	0.01 U	--	0.017 U	0.01 U
Benzo(a)pyrene	0.0002	mg/L	0.01 U	0.01 U	0.01 U	0.01 U	0.01 U	--	0.017 U	0.01 U
Benzo(b)fluoranthene	0.0002	mg/L	0.01 U	0.01 U	0.01 U	0.01 U	0.01 U	--	0.017 U	0.01 U
Benzo(g,h,i)perylene	0.0002	mg/L	0.01 U	0.01 U	0.01 U	0.01 U	0.01 U	--	0.017 U	0.01 U
Benzo(k)fluoranthene	0.0002	mg/L	0.01 U	0.01 U	0.01 U	0.01 U	0.01 U	--	0.017 U	0.01 U
Chrysene	0.0002	mg/L	0.01 U	0.01 U	0.01 U	0.01 U	0.01 U	--	0.017 U	0.01 U
Dibenzo(a,h)anthracene	0.003	mg/L	0.01 U	0.01 U	0.01 U	0.01 U	0.01 U	--	0.017 U	0.01 U
Dibenzofuran	0.001	mg/L	--	0.01 U	0.01 U	0.01 U	0.01 U	--	0.017 U	0.01 U
Fluoranthene	1	mg/L	0.01 U	0.01 U	0.01 U	0.01 U	0.01 U	--	**0.00077 J**	**0.00076 J**
Fluorene	1	mg/L	0.01 U	0.01 U	0.01 U	0.01 U	0.01 U	--	**0.0012 J**	**0.00095 J**
Indeno(1,2,3-cd)pyrene	0.0004	mg/L	0.01 U	0.01 U	0.01 U	0.01 U	0.01 U	--	0.017 U	0.01 U
Naphthalene	0.02	mg/L	0.01 U	0.01 U	0.01 U	0.01 U	0.01 U	--	0.017 U	0.01 U
Phenanthrene	*	mg/L	0.01 U	0.01 U	0.01 U	0.01 U	0.01 U	--	**0.005 J**	**0.0022 J**
Pyrene	1	mg/L	0.01 U	0.01 U	0.01 U	0.01 U	0.01 U	--	**0.0012 J**	**0.00095 J**
Inorganic Compounds										
Aluminum (fume or dust)	*	mg/L	--	**0.21 N**	**0.52**	**5.8 N**	**3.1 N**	--	--	--
Antimony	0.01	mg/L	--	0.020 U	0.02 U	0.02 U	0.02 U	--	--	--
Arsenic	0.05	mg/L	--	0.010 U	0.01 U	0.01 U	0.01 U	--	--	--
Barium	2	mg/L	--	**0.26**	**0.26**	**0.3**	**0.29**	--	--	--
Beryllium	0.004	mg/L	--	0.0040 U	0.004 U	0.004 U	0.004 U	--	--	--
Cadmium	0.005	mg/L	--	0.0050 U	0.005 U	0.005 U	0.005 U	--	--	--
Calcium metal	*	mg/L	--	**27**	**29**	**29**	**30**	--	--	--
Chromium	0.1	mg/L	--	0.010 U	0.01 U	**0.0068 B**	**0.0037 B**	--	--	--
Cobalt	*	mg/L	--	0.010 U	**0.0024 B**	**0.0029 B**	**0.0022 B**	--	--	--
Copper	1.3	mg/L	--	0.020 U	0.02 U	**0.0078 B**	**0.0049 B**	--	--	--
Cyanide	0.2	mg/L	--	0.010 U	0.01 U	0.01 U	0.01 U	--	--	--
Iron	*	mg/L	--	**12 N**	**13**	**14**	**14**	--	--	--
Lead	0.015	mg/L	--	**0.0017 B**	0.005 U	**0.011**	**0.0041 B**	--	--	--
Magnesium	*	mg/L	--	**19**	**20**	**20**	**21**	--	--	--
Manganese	*	mg/L	--	**1.7**	**1.8**	**1.8**	**1.9**	--	--	--
Mercury	0.002	mg/L	--	0.00020 U	0.00020 U	0.00020 U	0.00020 U	--	--	--
Nickel	0.1	mg/L	--	0.040 U	0.04 U	0.04 U	0.04 U	--	--	--
Potassium	*	mg/L	--	**2.7**	**2.8**	**3.0**	**2.9**	--	--	--
Selenium	0.05	mg/L	--	0.010 U	**0.0048 B**	0.01 U	0.01 U	--	--	--
Sodium	*	mg/L	--	**19**	**19**	**19**	**20**	--	--	--
Thallium	0.002	mg/L	--	0.0020 U	0.002 U	0.002 U	0.002 UW	--	--	--
Vanadium (fume or dust)	0.2	mg/L	--	0.010 U	0.01 U	**0.0069 B**	**0.0035 B**	--	--	--
Zinc	2	mg/L	--	0.020 U	0.02 U	**0.016 B**	**0.022**	--	--	--

Notes:
-- - Not analyzed
* - Not a HSRA regulated compounds
B (Inorganics) - Estimated analyte concentration
Bold - analyte detected
Bold and shaded - Analyte concentration exceeds the Type 1 RRS
D - Analyte concentration reported from secondary dilution
DB - Analyte concentration reported from secondary dilution; analyte detected in method blank
J - Estimated analyte concentration
JB (Organic) - Estimated analyte concentration; analyte detected in method blank
JM (Organic) - Estimated analyte concentration; spike sample recovery outside control limits
M (Organic) - Spike sample recovery outside control limits
N - Spike sample recovery outside of control limits
RRS - Risk Reduction Standard
U - Analyte not detected at referenced detection limit
UJ - Analyte not detected; low method bias and/or matrix interference
UN - Analyte not detected; spiked sample recovery outside of control limits
UR - Analyte not detected; data rejected
UWN - Analyte not detected; post digestion spike and spike sample recovery outside control limits

APPENDIX F

CONCENTRATION TREND GRAPHS

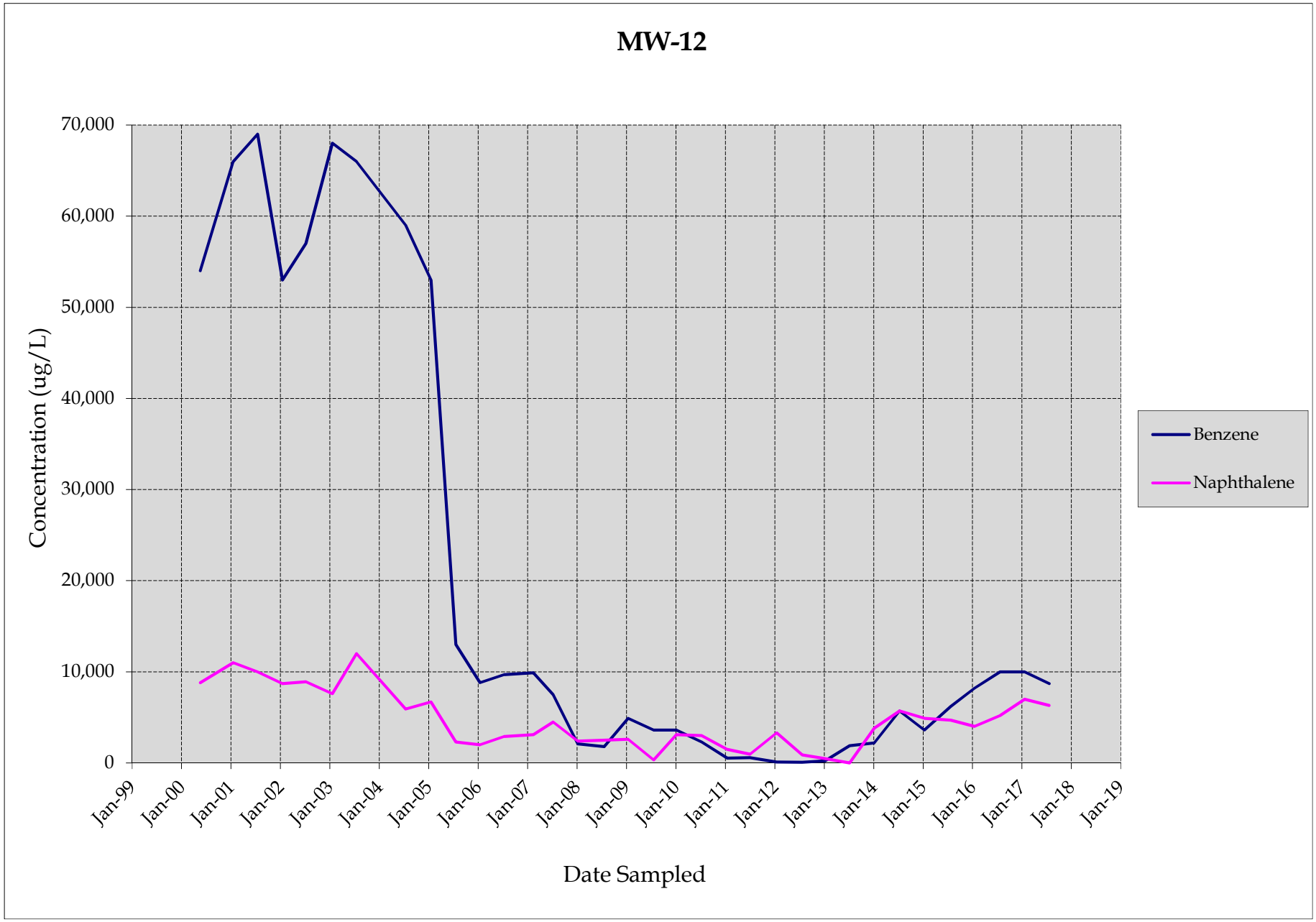

Prepared by/date: RJB 8/28/17
Checked by/date: RMB 8/29/17
Appendix F

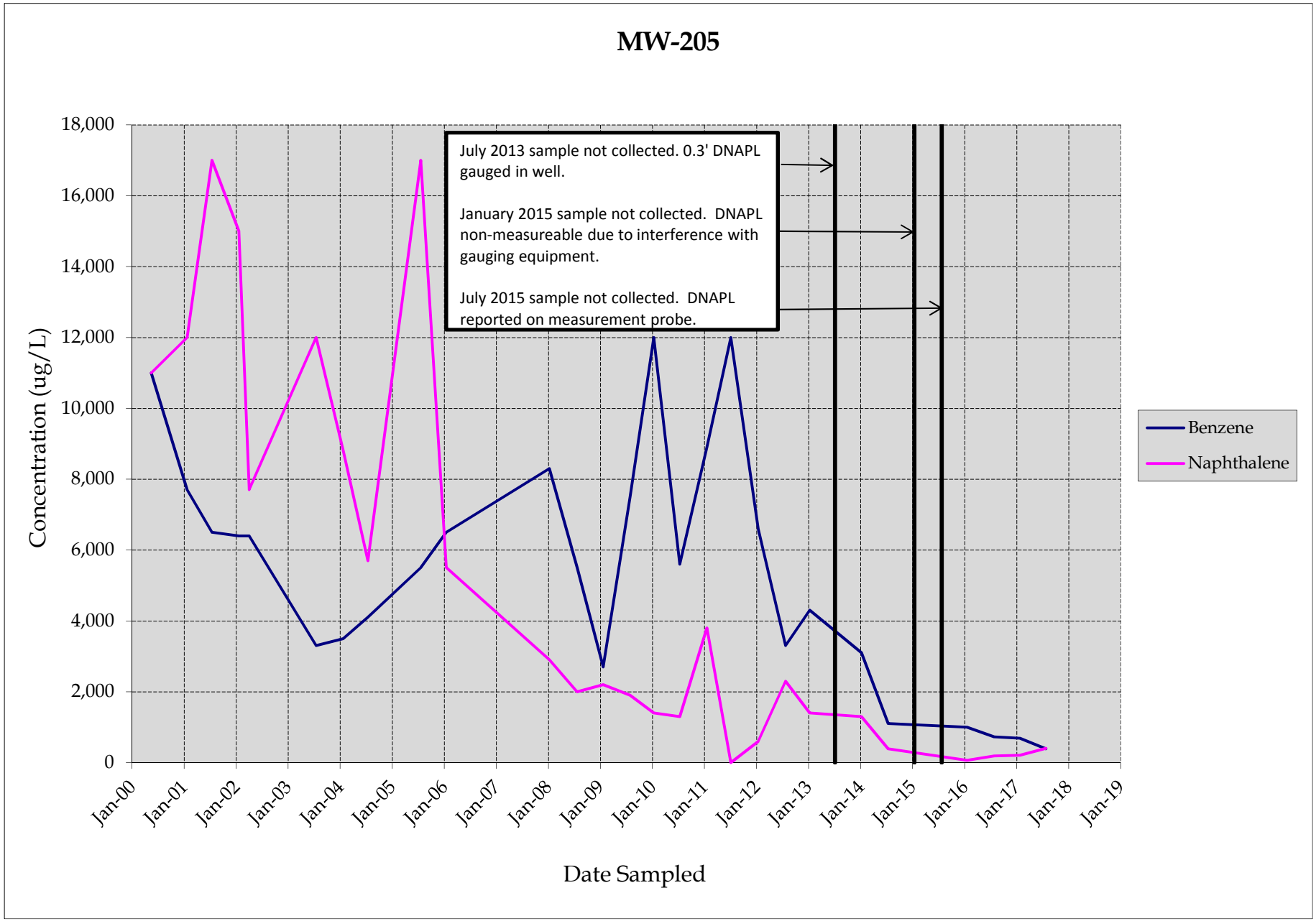

Prepared by/date: RJB 8/28/17
Checked by/date: RMB 8/29/17
Appendix F

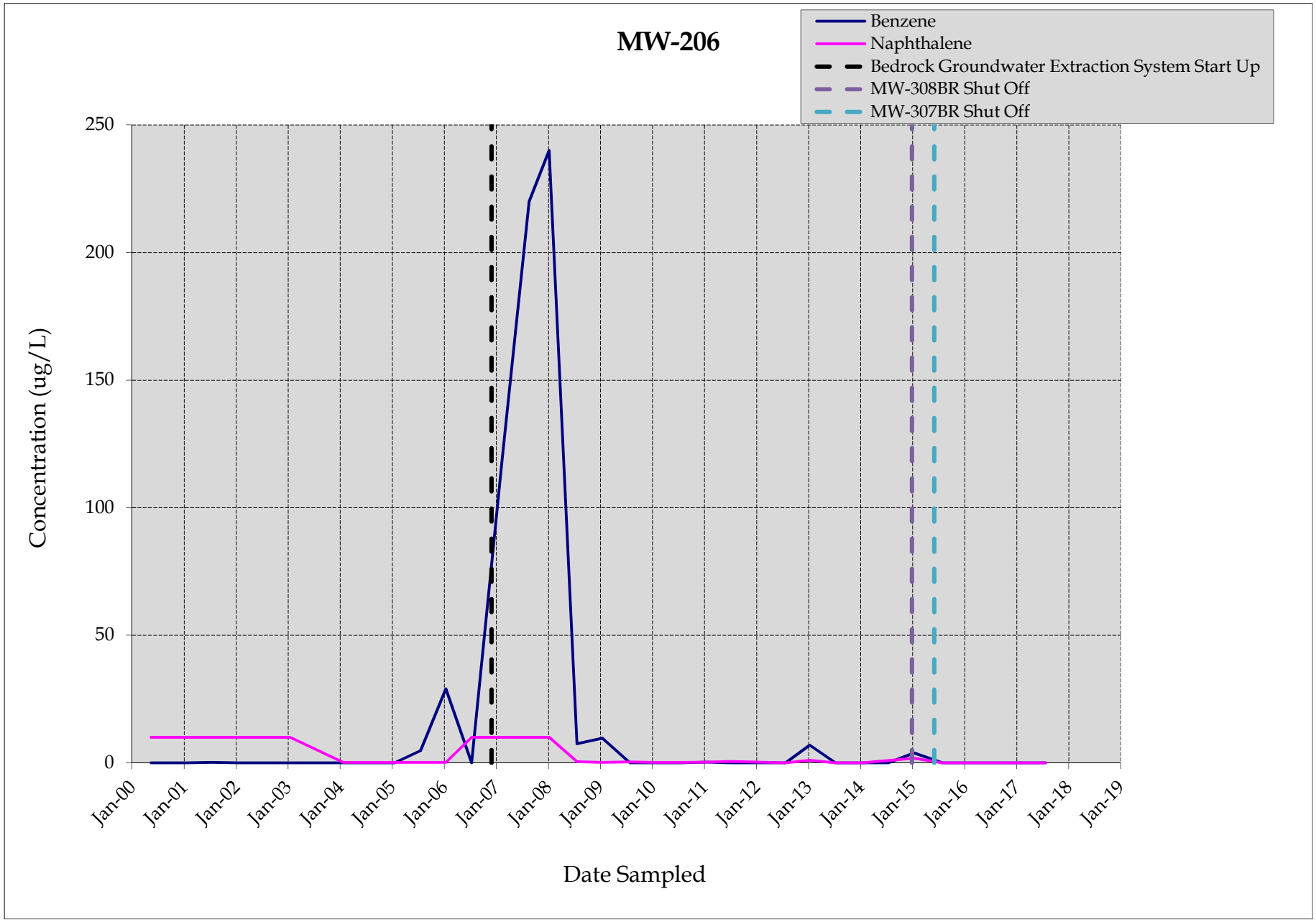

Prepared by/date: RJB 8/28/17
Checked by/date: RMB 8/29/17
Appendix F

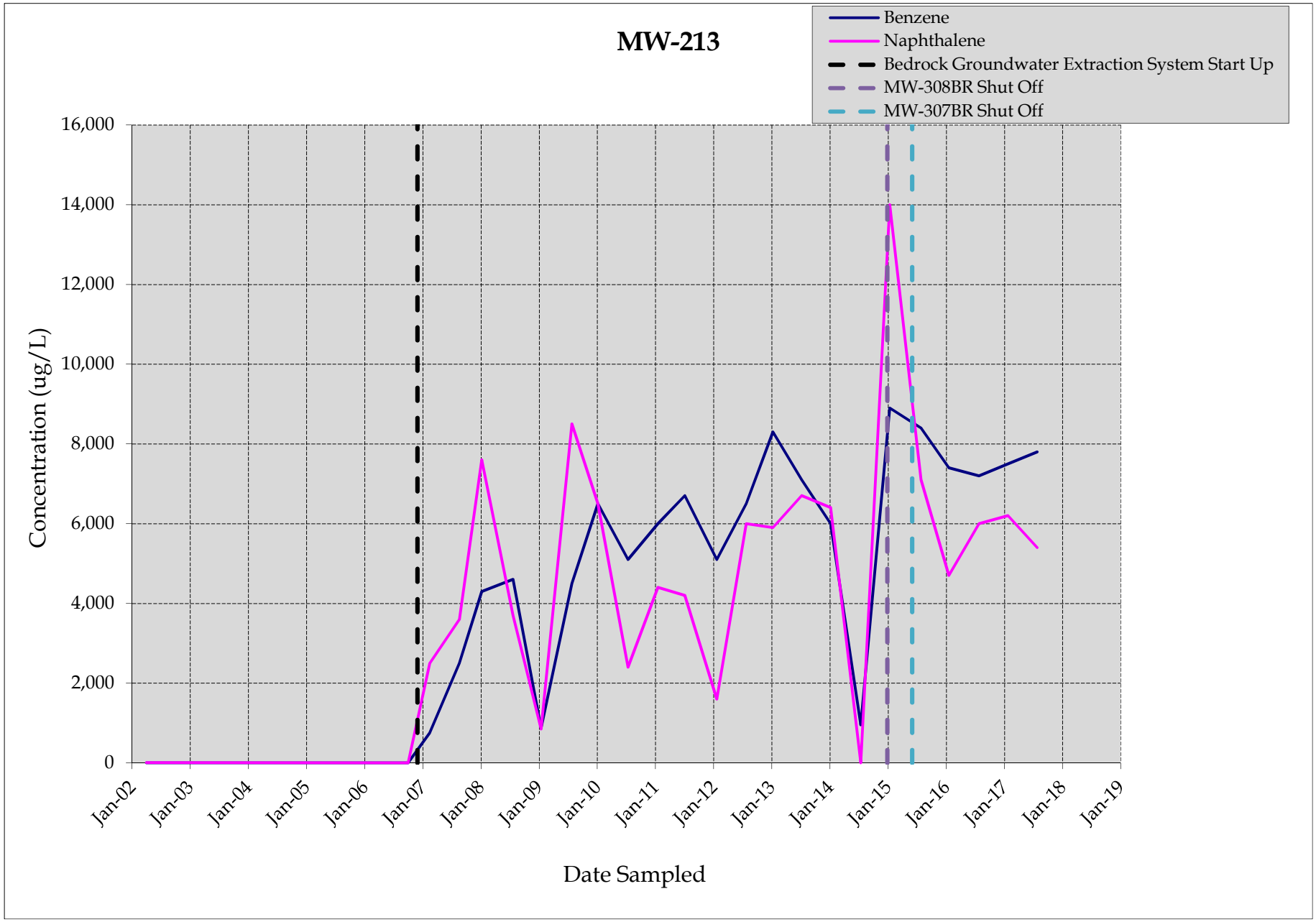

Prepared by/date: RJB 8/28/17
Checked by/date: RMB 8/29/17
Appendix F

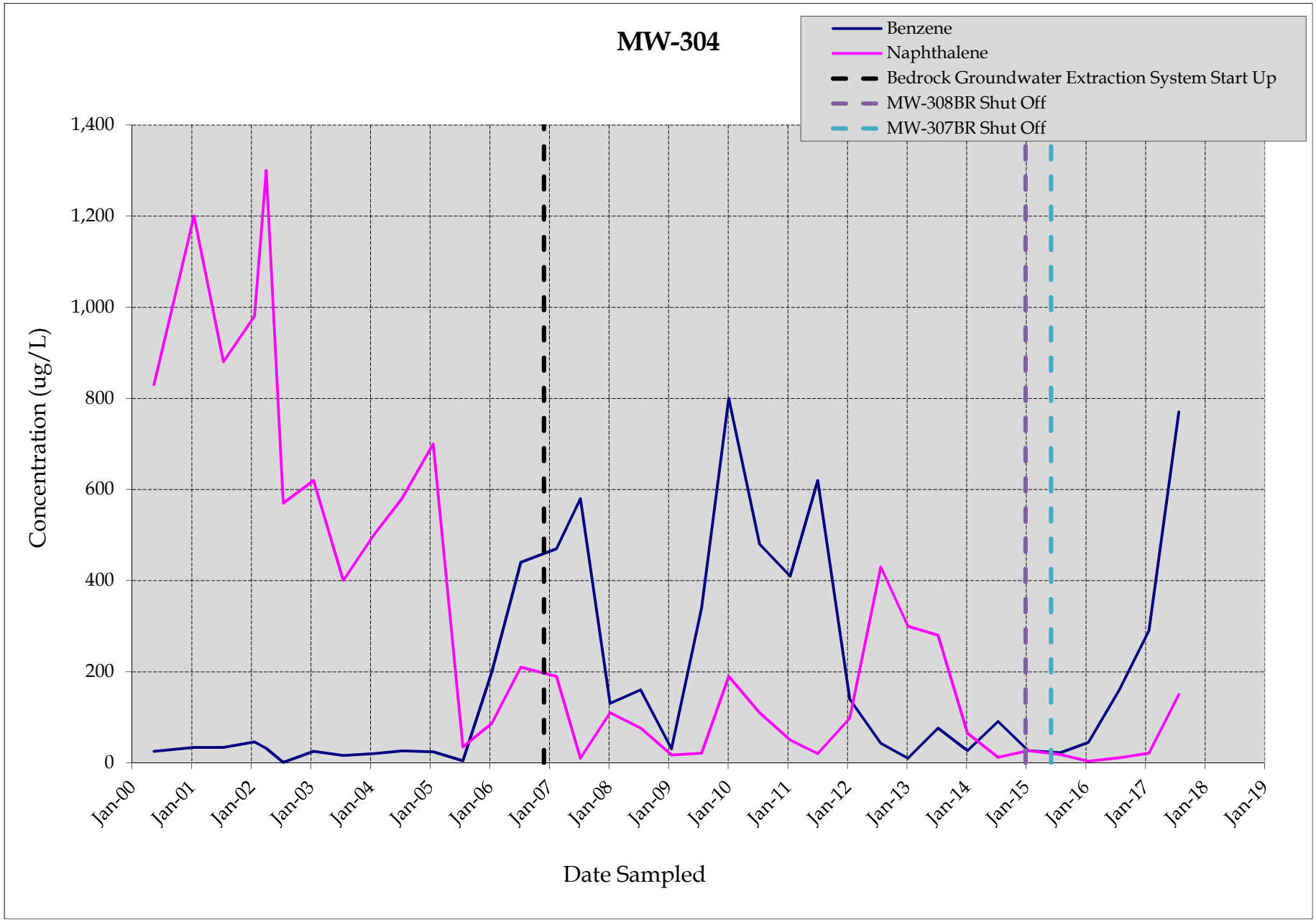

Prepared by/date: RJB 8/28/17
Checked by/date: RMB 8/29/17
Appendix F

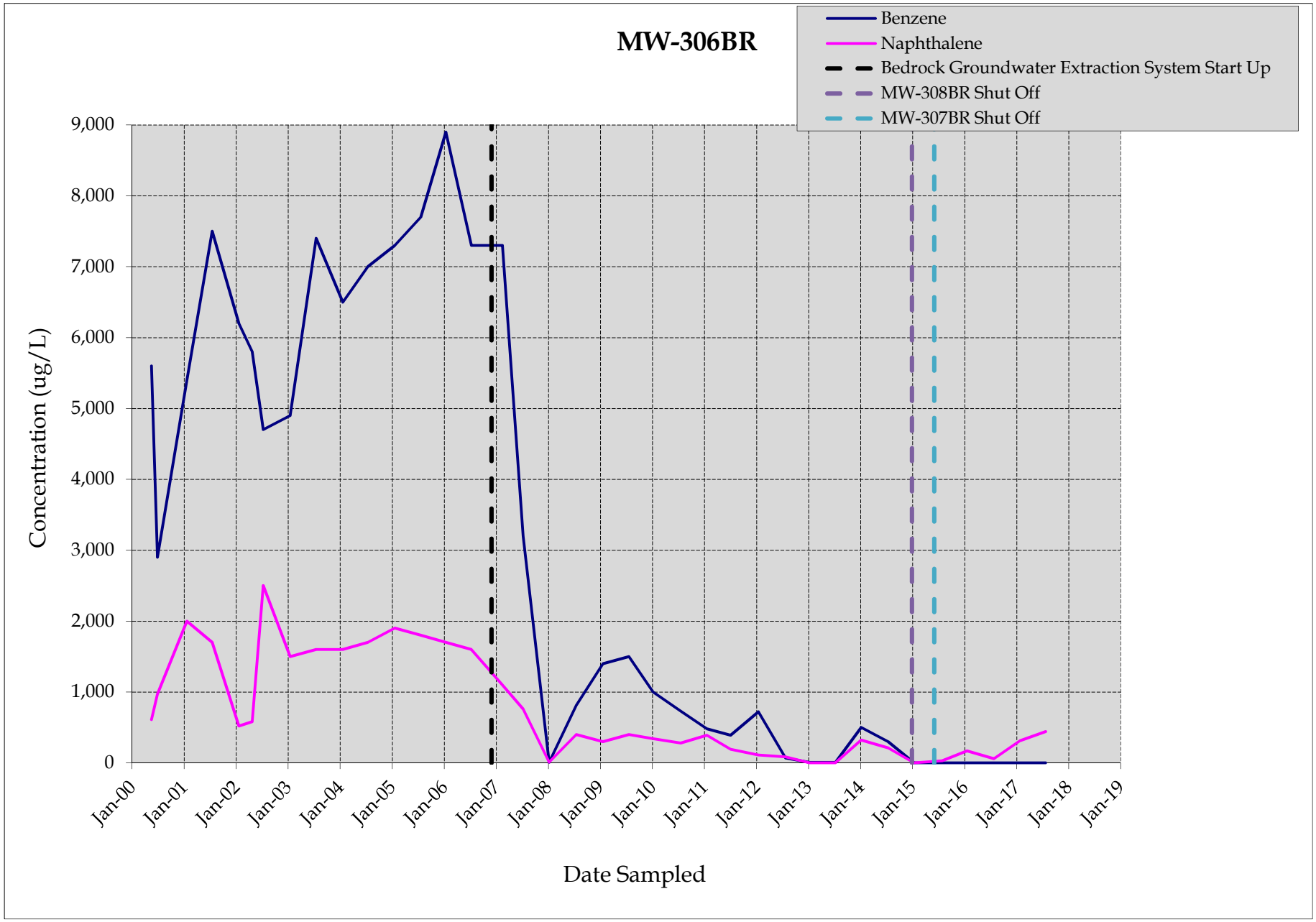

Prepared by/date: RJB 8/28/17
Checked by/date: RMB 8/29/17
Appendix F

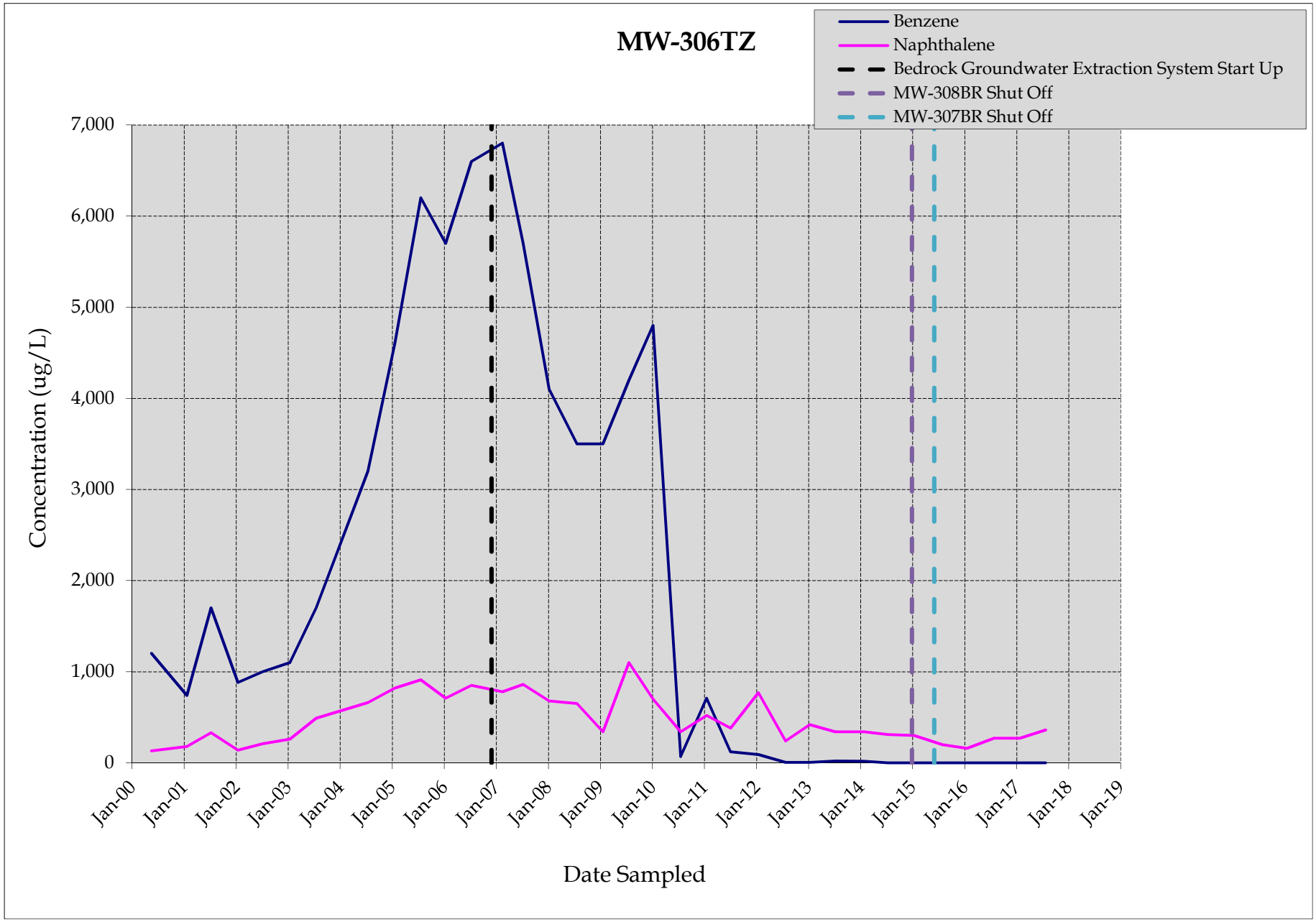

Prepared by/date: RJB 8/28/17
Checked by/date: RMB 8/29/17
Appendix F

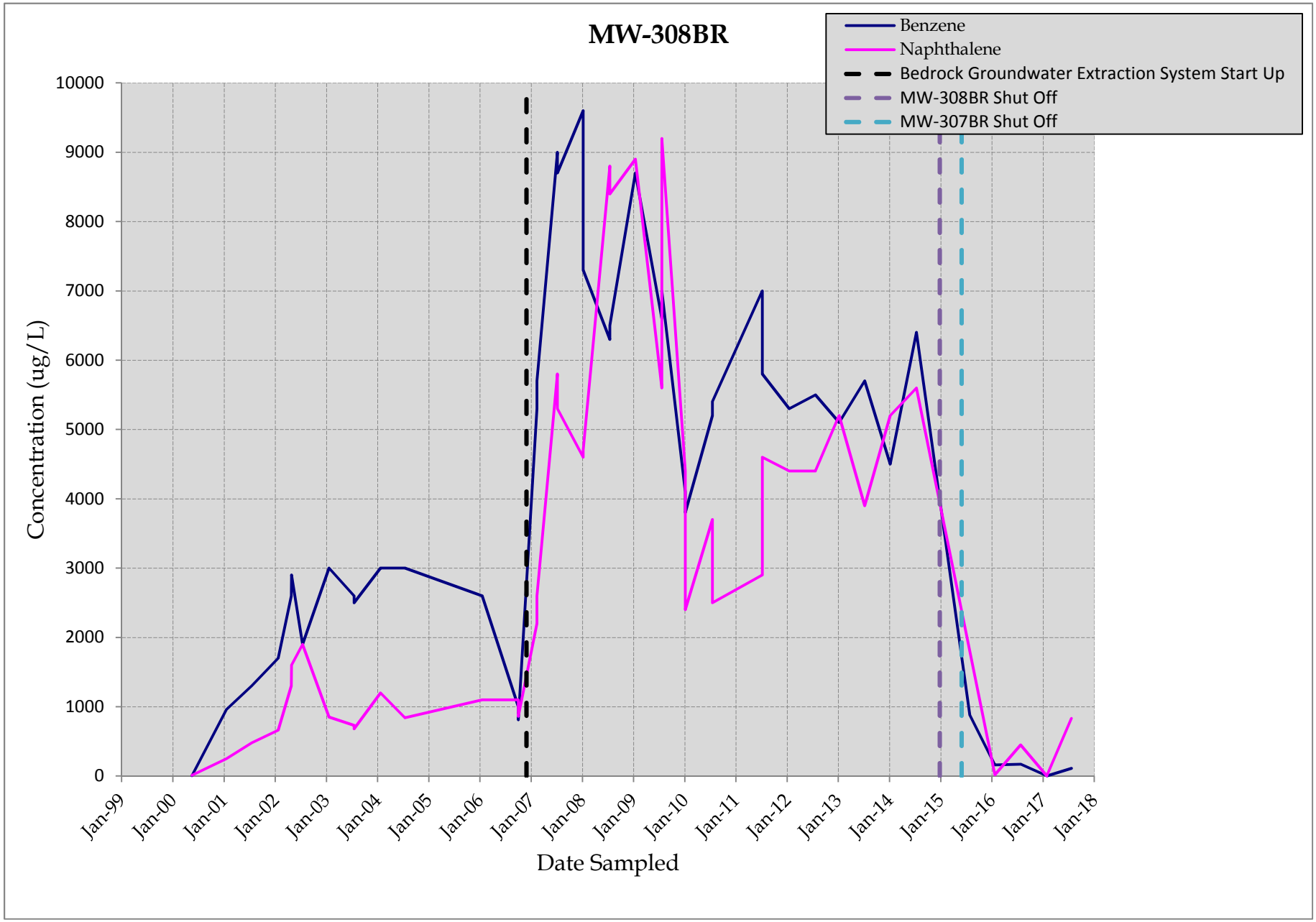

Prepared by/date: RJB 8/28/17
Checked by/date: RMB 8/29/17
Appendix F

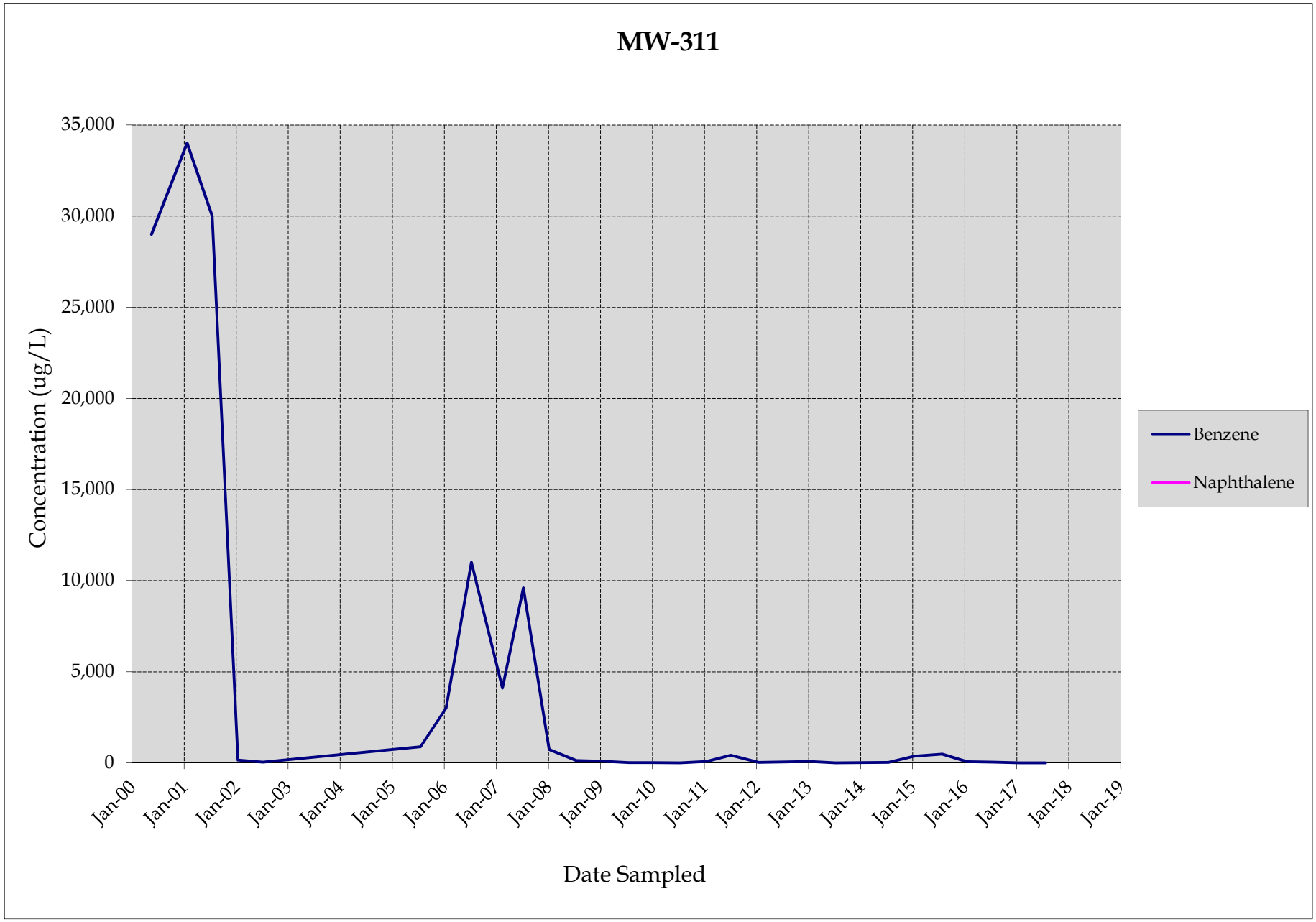

Prepared by/date: RJB 8/28/17
Checked by/date: RMB 8/29/17
Appendix F

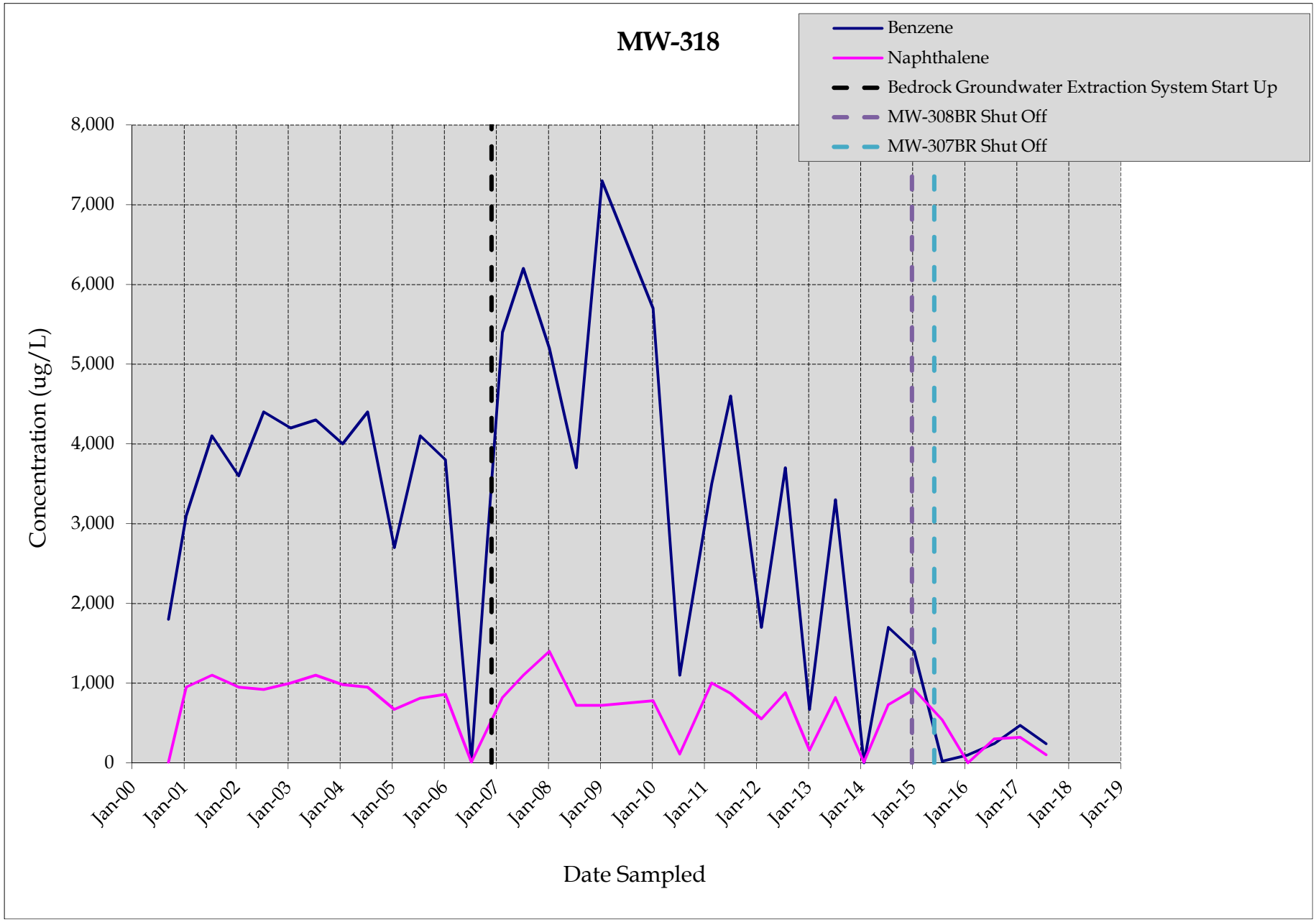

Prepared by/date: RJB 8/28/17
Checked by/date: RMB 8/29/17
Appendix F

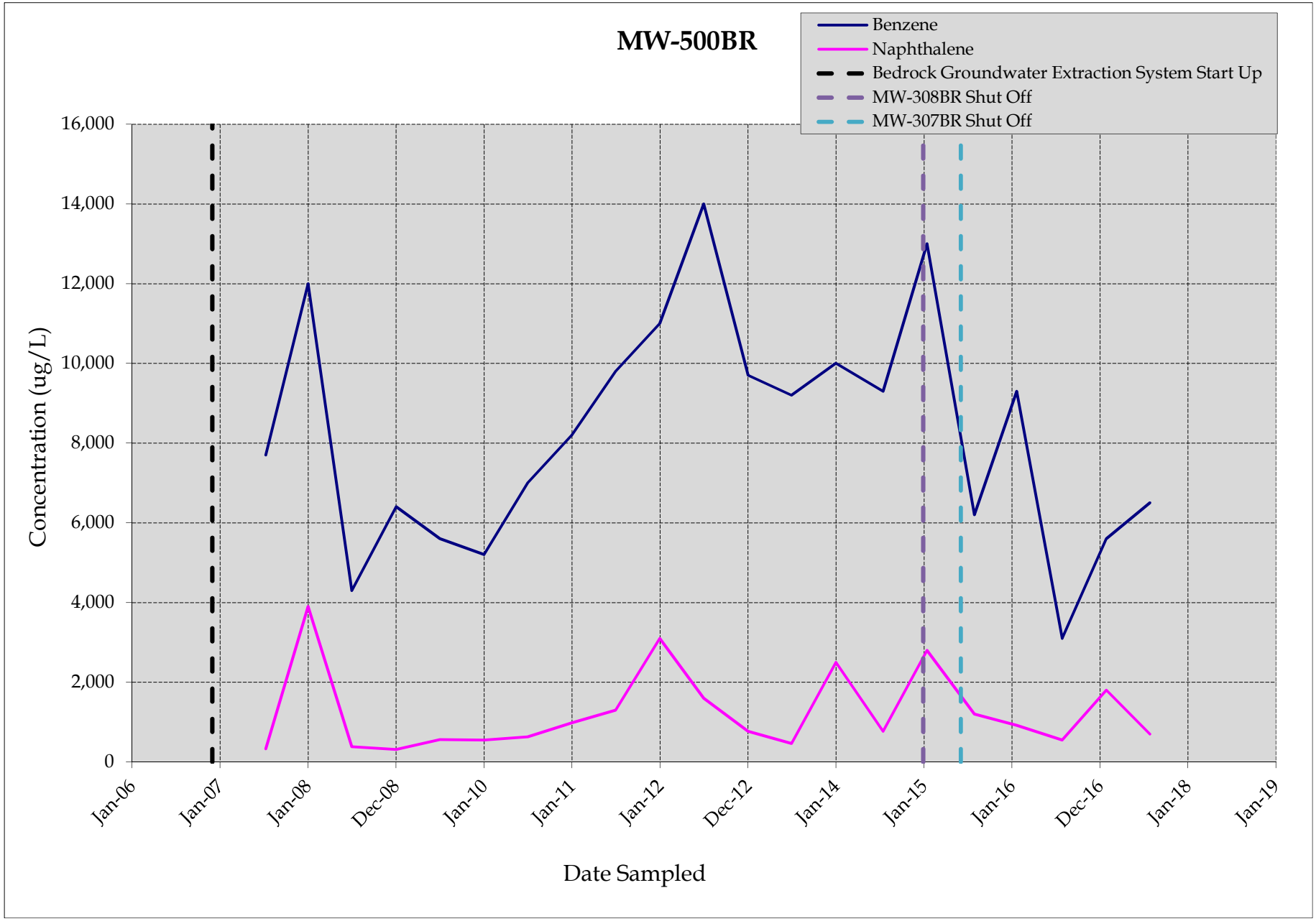

Prepared by/date: RJB 8/28/17
Checked by/date: RMB 8/29/17
Appendix F

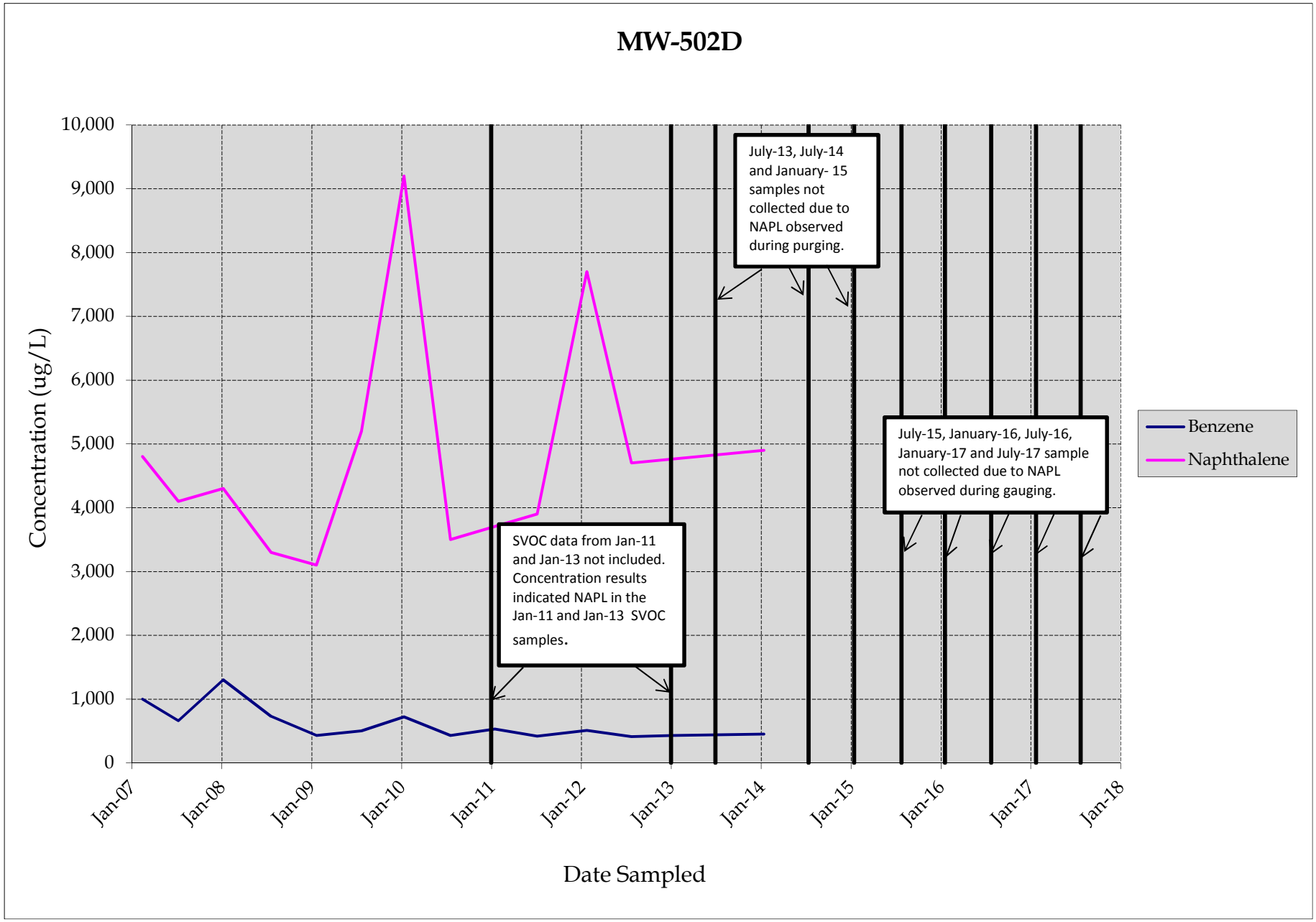

Prepared by/date: RJB 8/28/17
Checked by/date: RMB 8/29/17
Appendix F

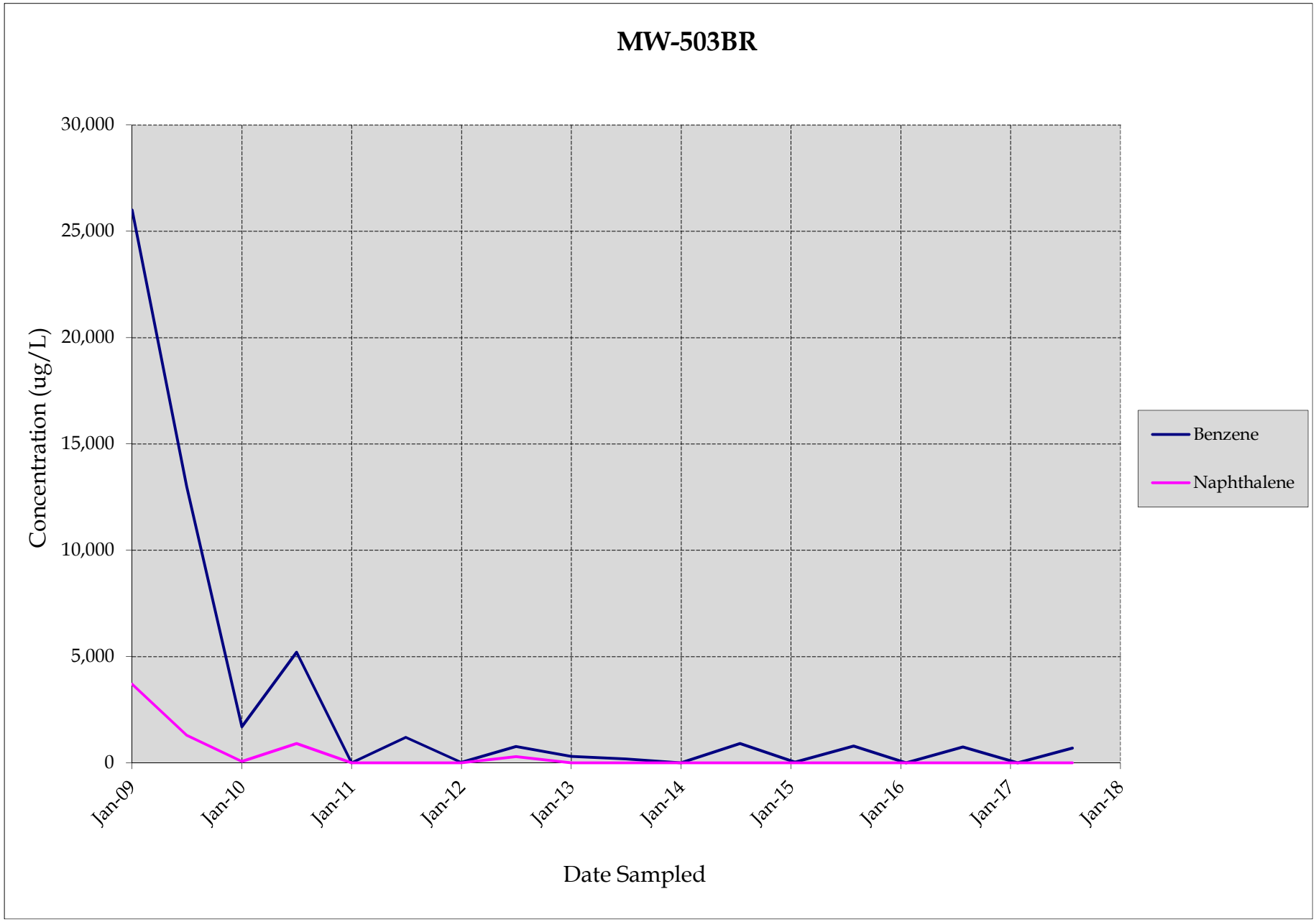

Prepared by/date: RJB 8/28/17
Checked by/date: RMB 8/29/17
Appendix F

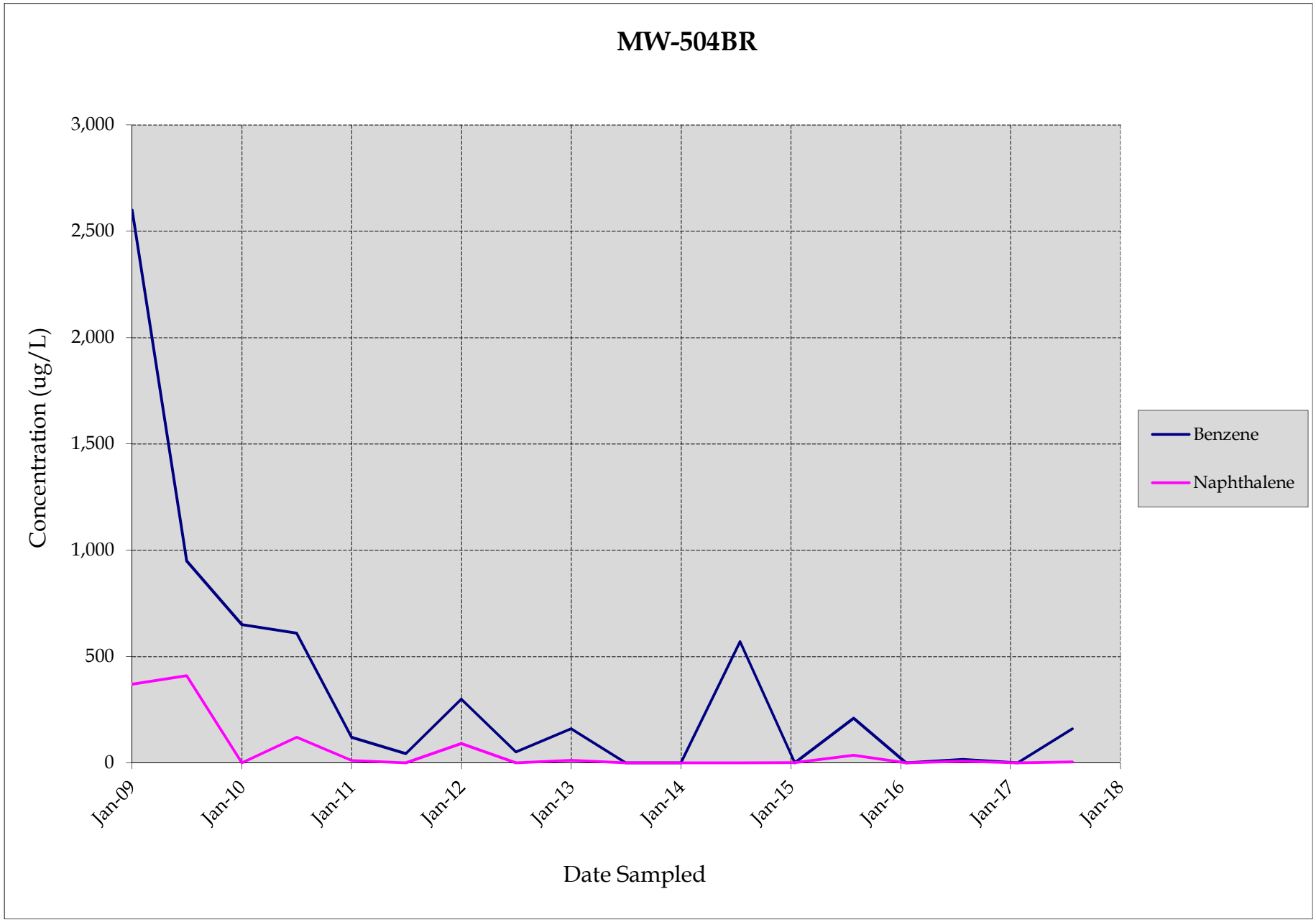

Prepared by/date: RJB 8/28/17
Checked by/date: RMB 8/29/17
Appendix F

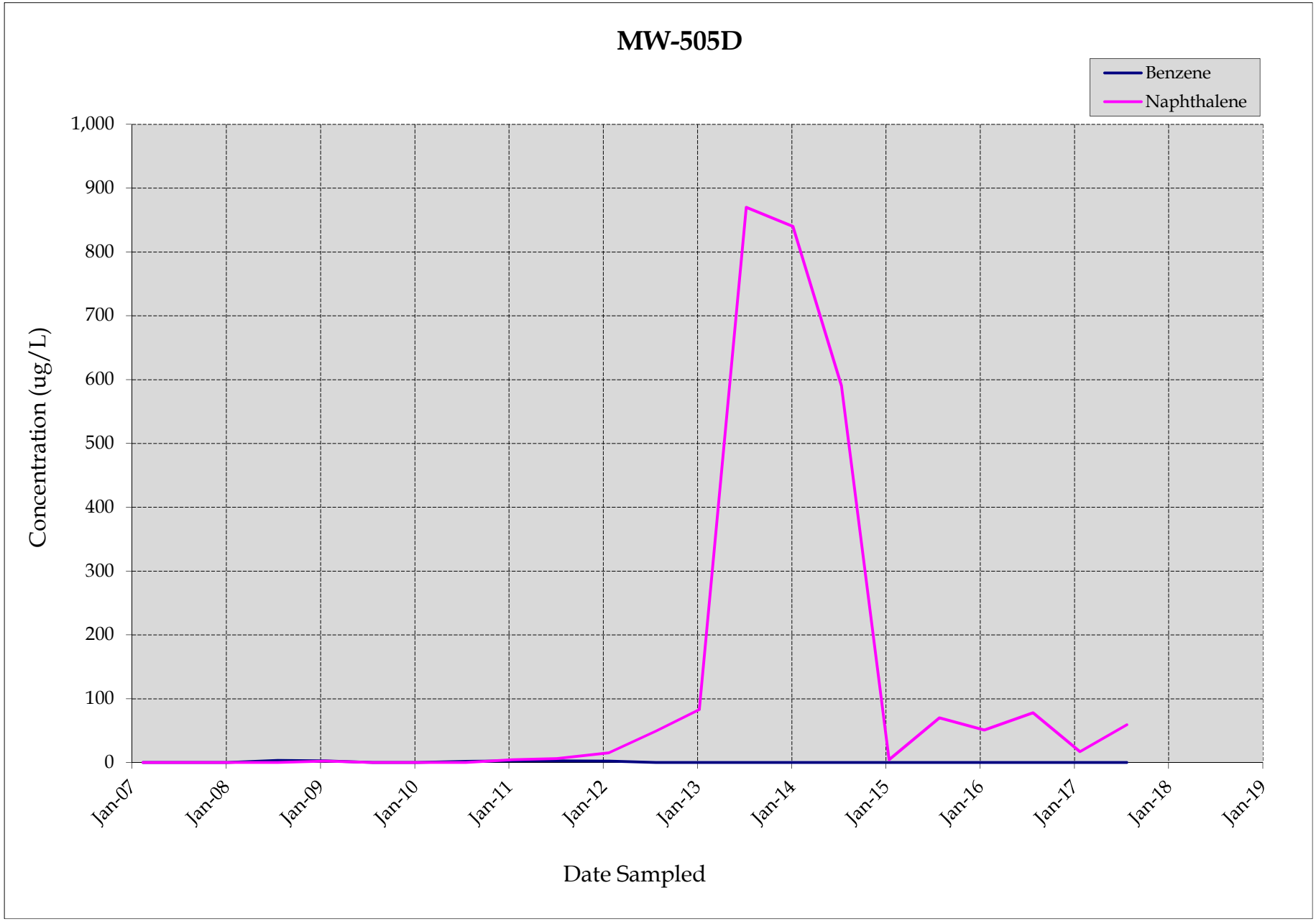

Prepared by/date: RJB 8/28/17
Checked by/date: RMB 8/29/17
Appendix F

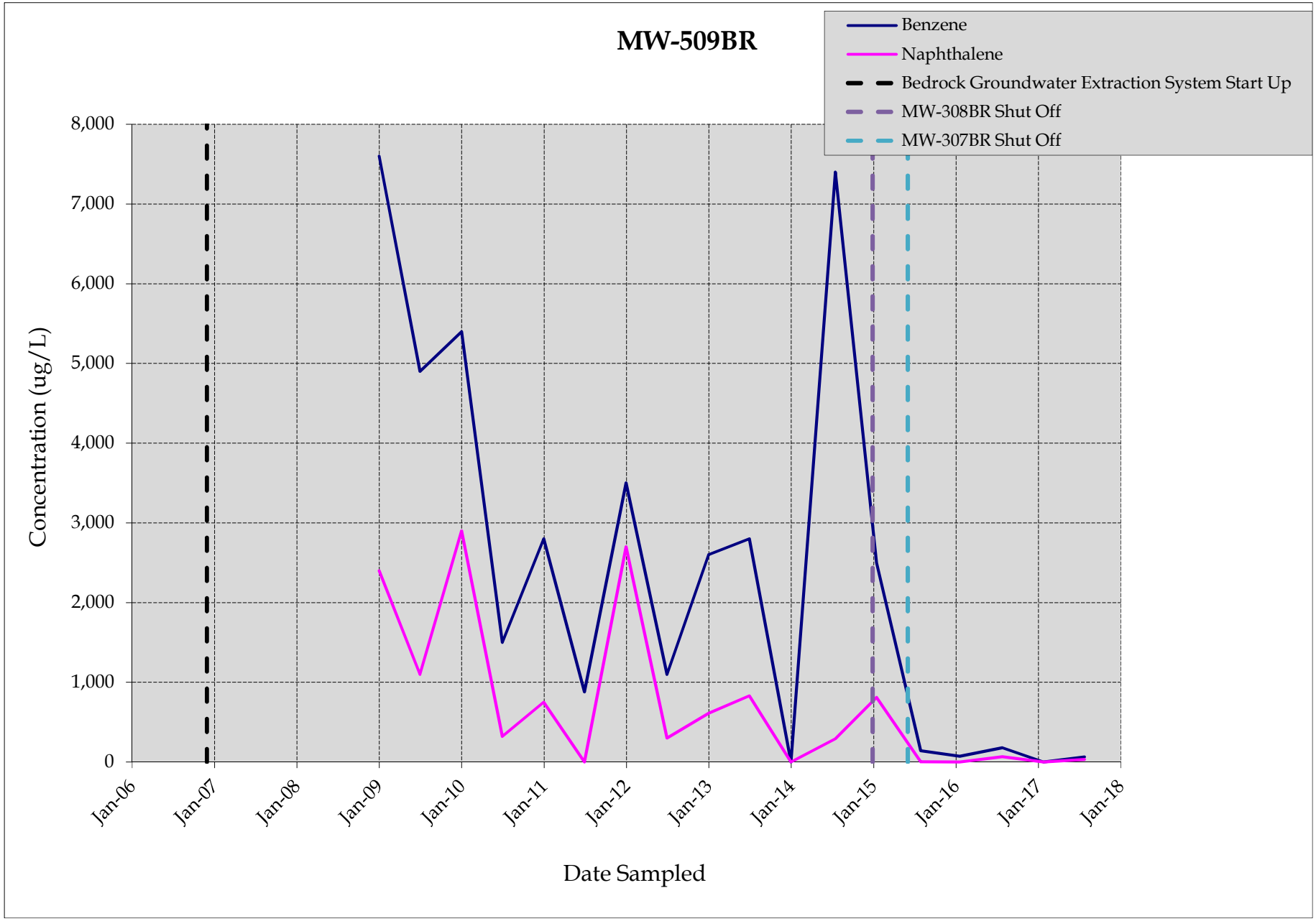

Prepared by/date: RJB 8/28/17
Checked by/date: RMB 8/29/17
Appendix F

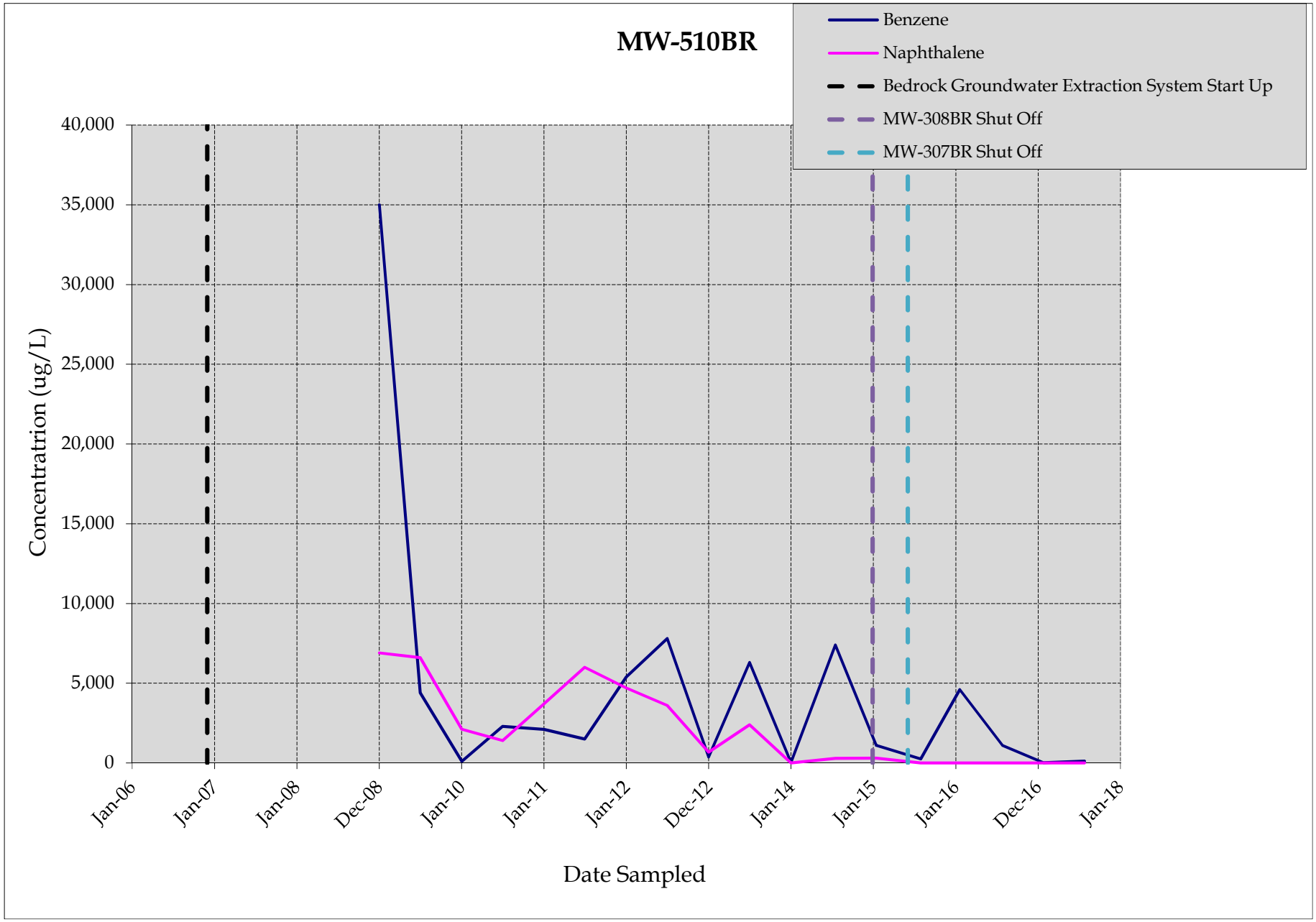

Prepared by/date: RJB 8/28/17
Checked by/date: RMB 8/29/17
Appendix F

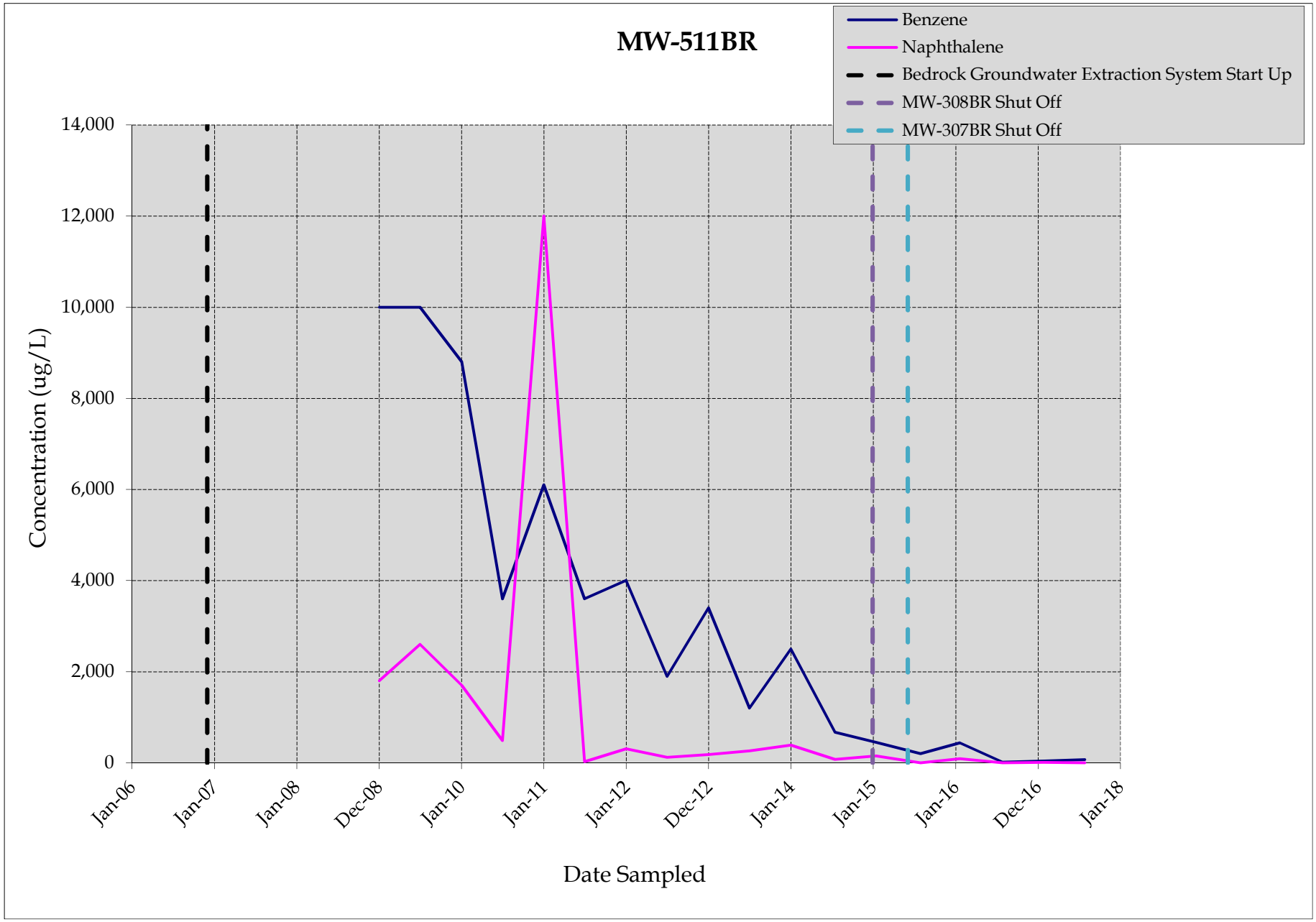

Prepared by/date: RJB 8/28/17
Checked by/date: RMB 8/29/17
Appendix F

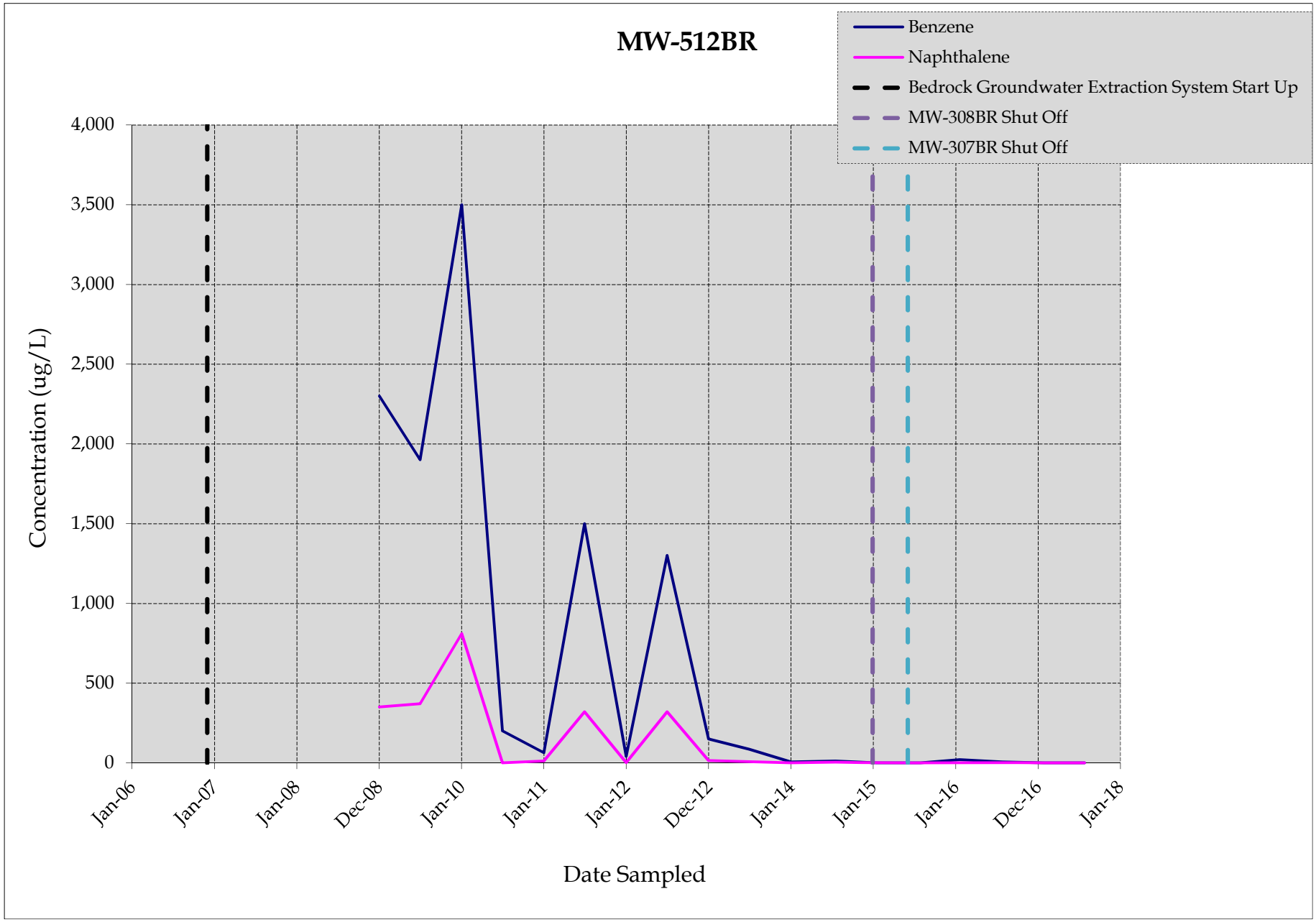

Prepared by/date: RJB 8/28/17
Checked by/date: RMB 8/29/17
Appendix F

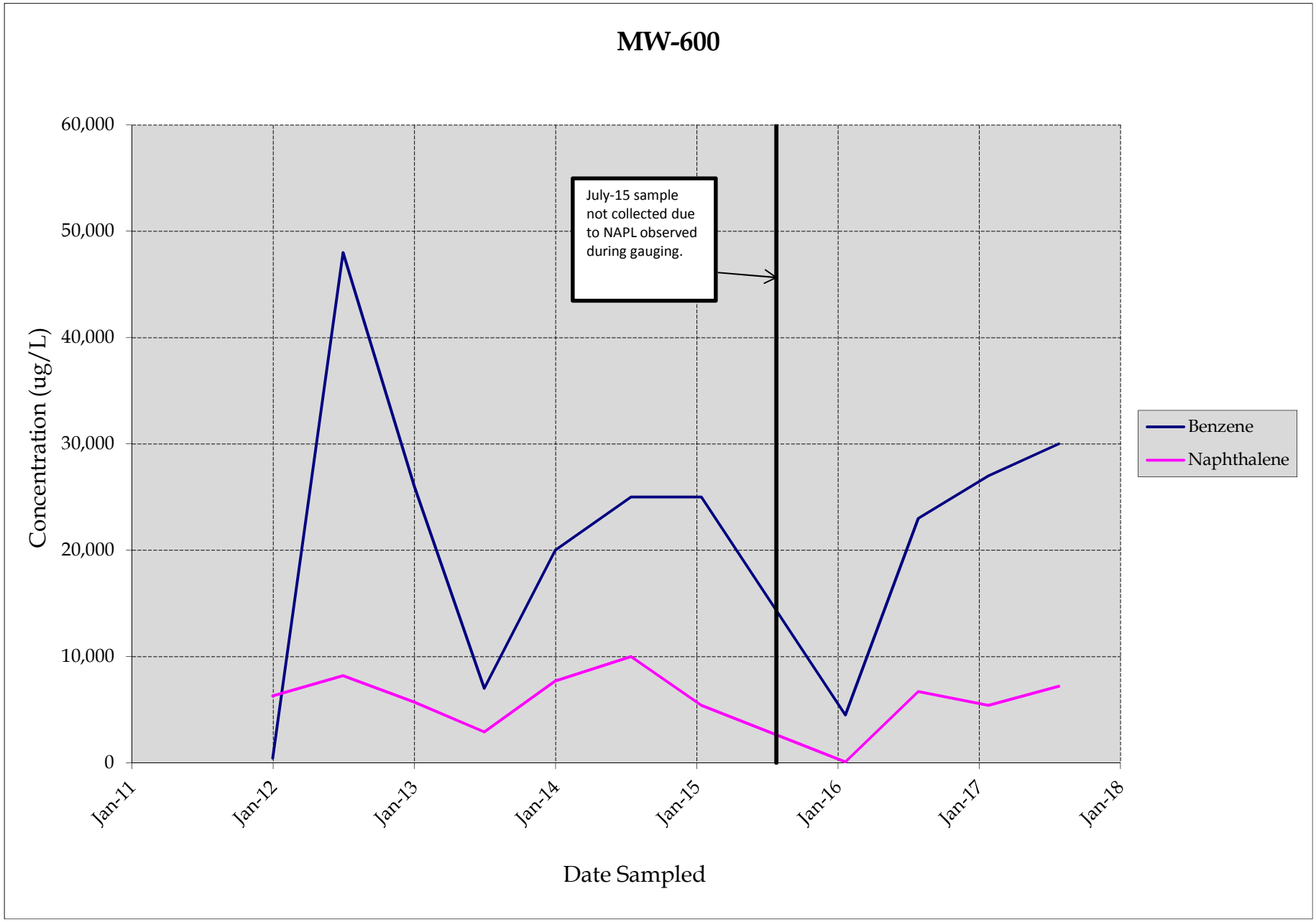

Prepared by/date: RJB 8/28/17
Checked by/date: RMB 8/29/17
Appendix F

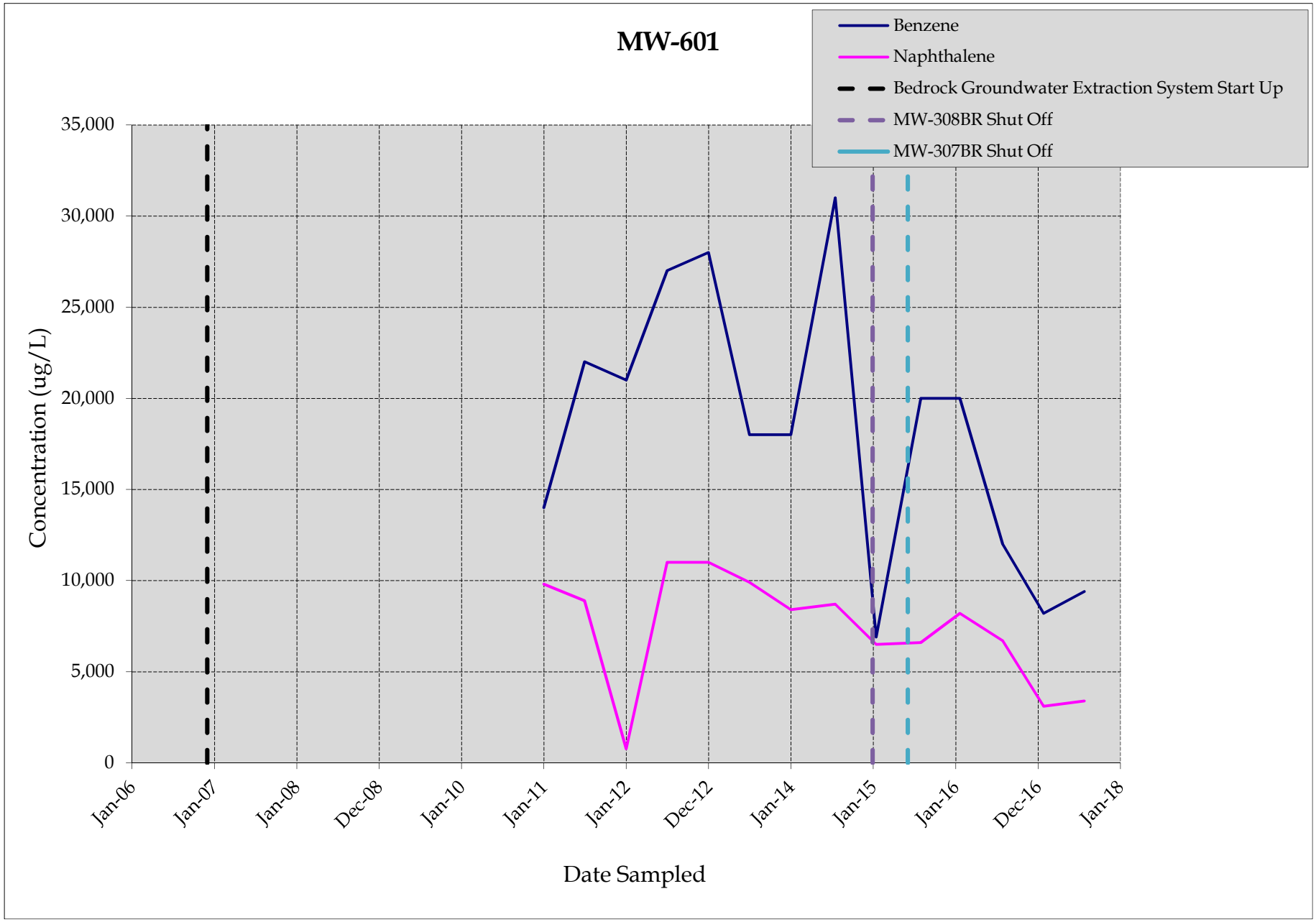

Prepared by/date: RJB 8/28/17
Checked by/date: RMB 8/29/17
Appendix F

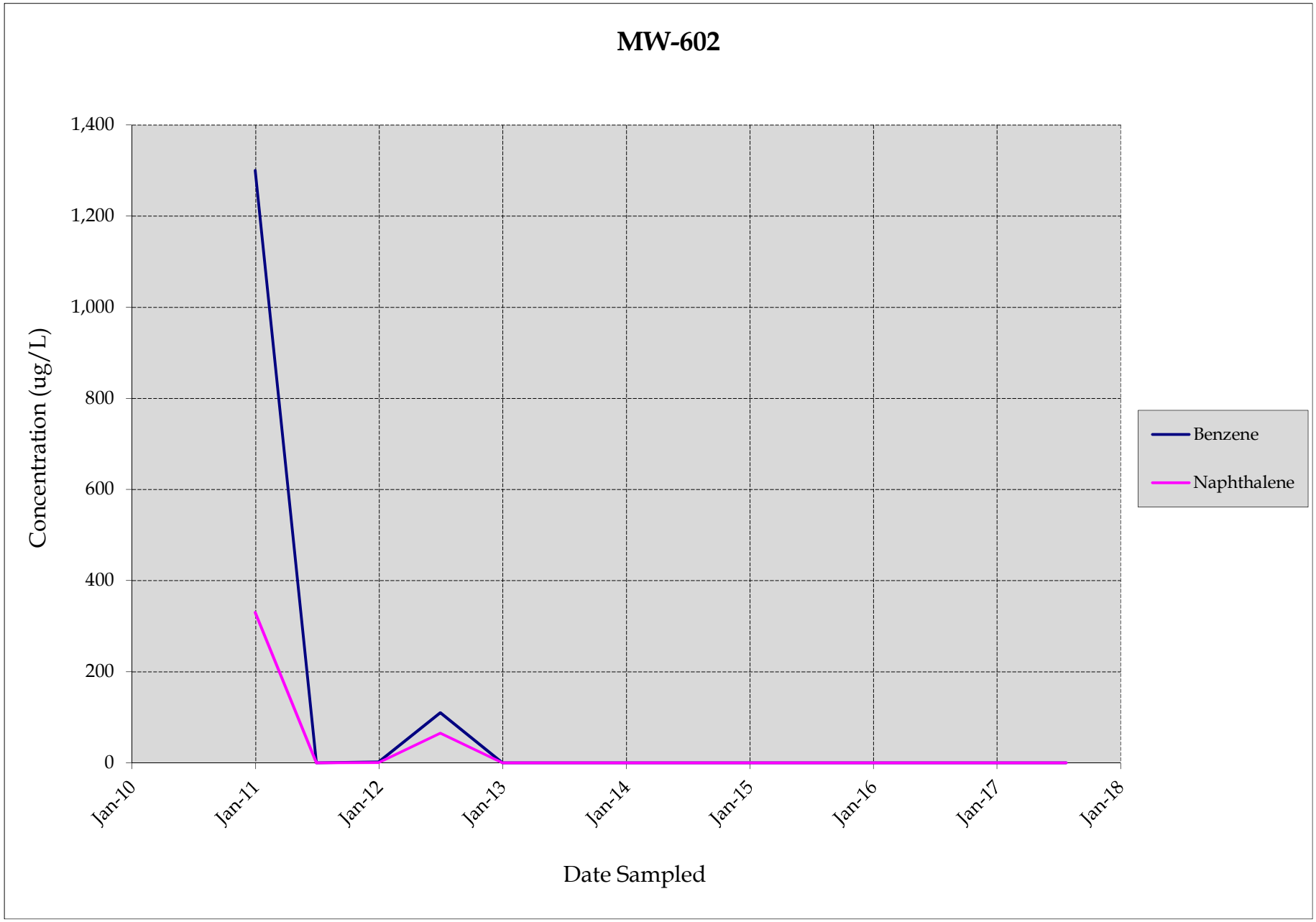

Prepared by/date: RJB 8/28/17
Checked by/date: RMB 8/29/17
Appendix F

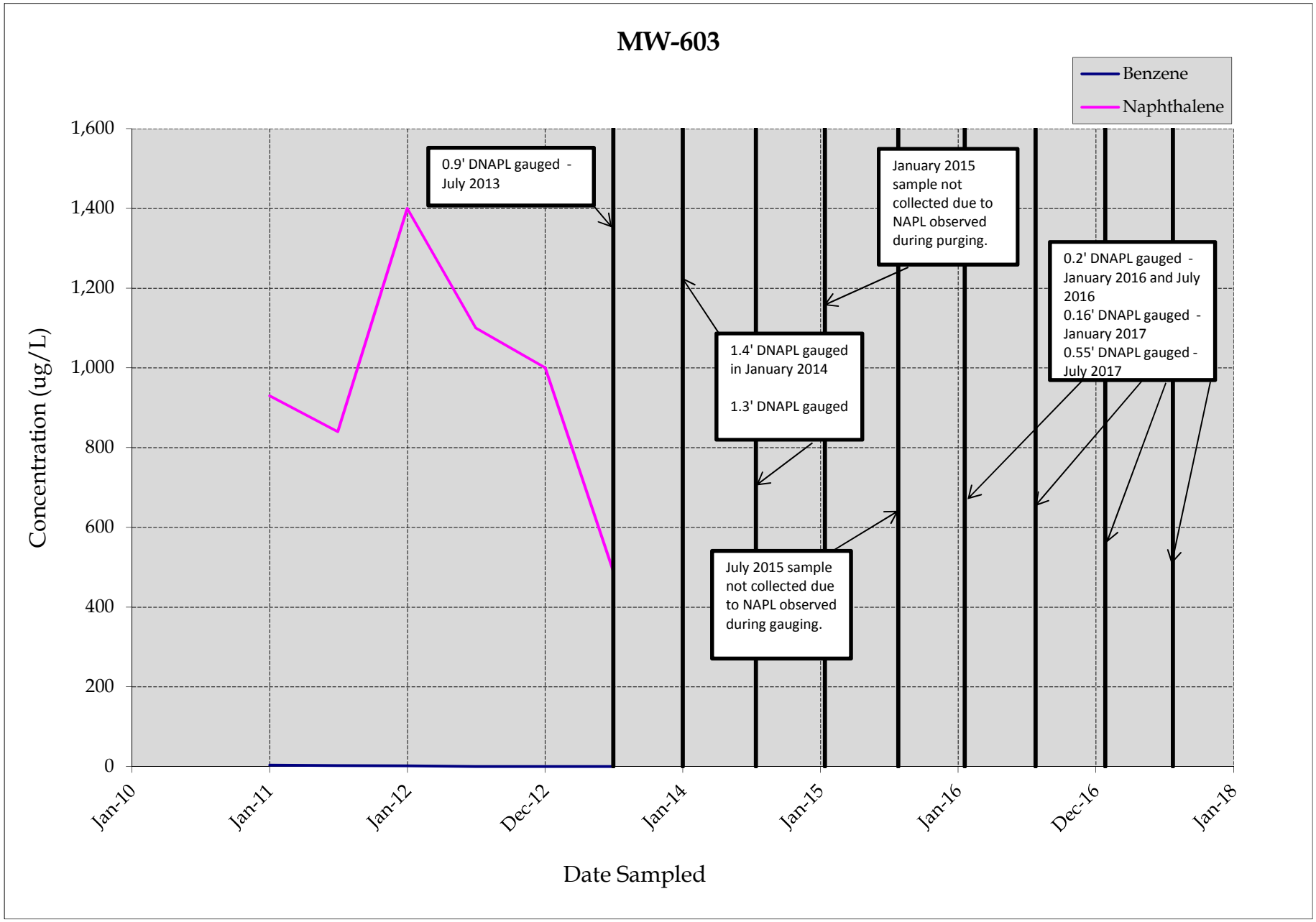

Prepared by/date: RJB 8/28/17
Checked by/date: RMB 8/29/17
Appendix F

APPENDIX G

MASS REMOVAL TREND GRAPHS

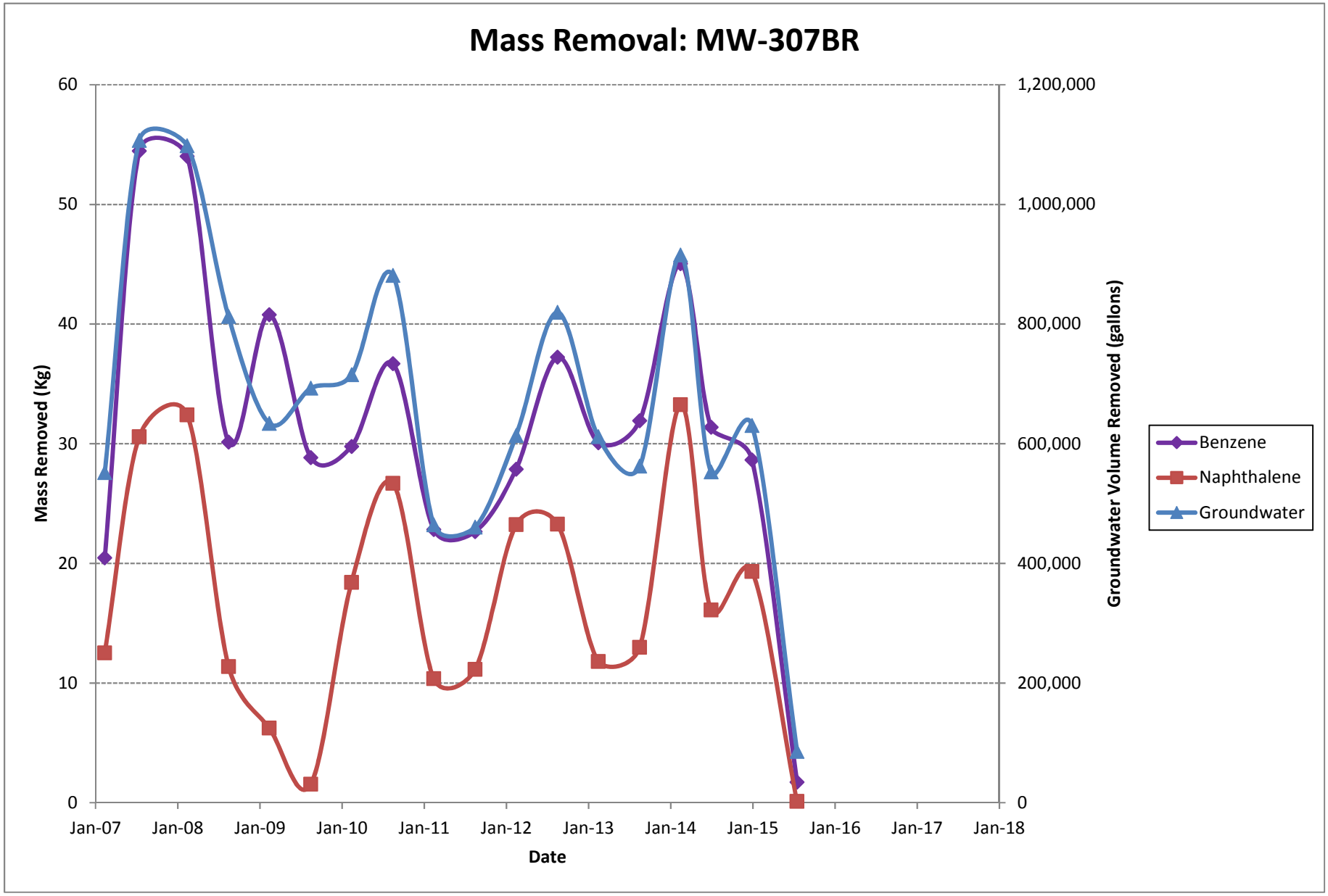

Prepared by/date: JMQ 10/29/15
Checked by/date: SAG 11/24/15

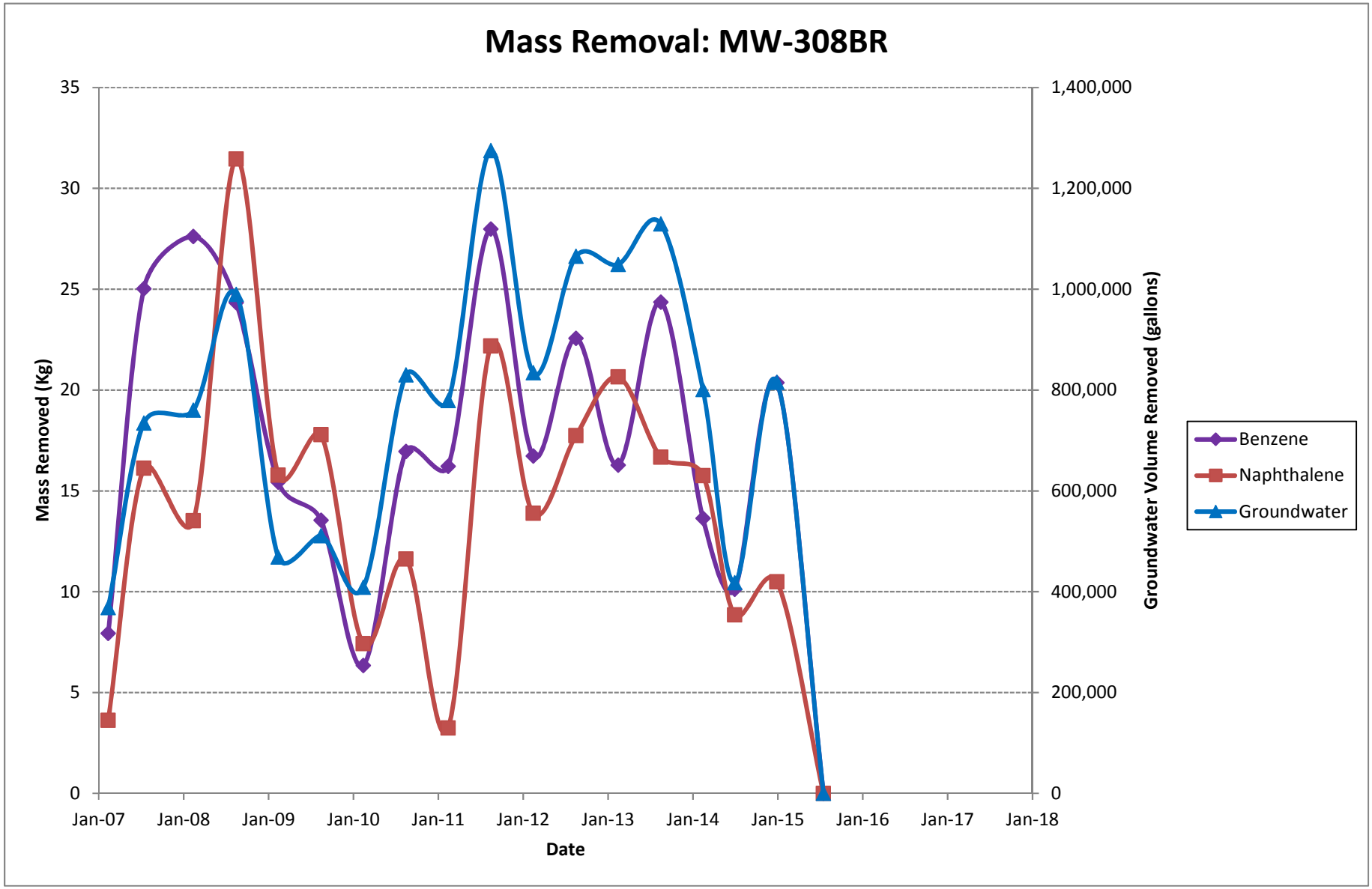

Prepared by/date: JMQ 10/29/15
Checked by and date: SAG 11/24/15

APPENDIX H

CONTINUING ACTION MONITORING PLAN INSPECTION

Photograph: *1*	***North Parcel facing north-northwest***

Atlanta Gas Light Company *July 2017 CAMP Report*	amec foster wheeler	*Former MGP Site* *Augusta, Georgia*

Photograph: *2*	***North Parcel + Reach E South of canal facing north-northwest***

Atlanta Gas Light Company *July 2017 CAMP Report*	amec foster wheeler	*Former MGP Site* *Augusta, Georgia*



Photograph: *3*	***8th Street between Taylor St. and Walton Way facing north***

Atlanta Gas Light Company *July 2017 CAMP Report*	amec foster wheeler	*Former MGP Site* *Augusta, Georgia*

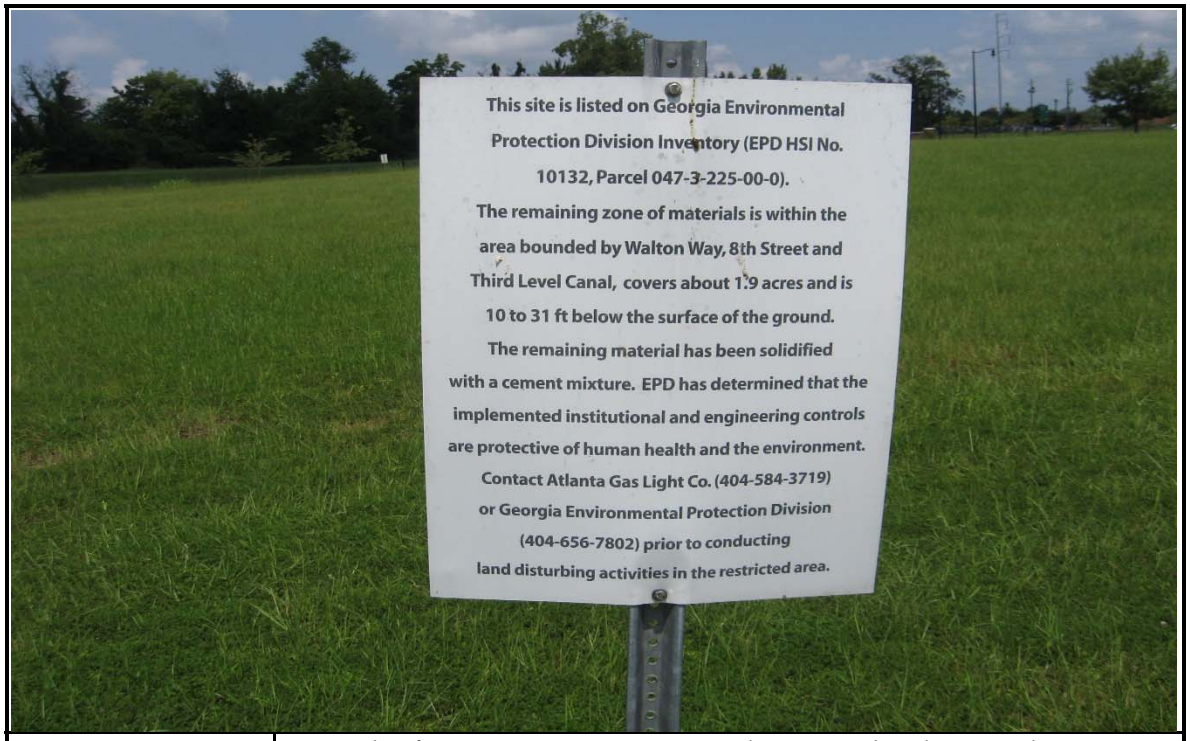

Photograph: *4*	***Example of permanent signage on Northern Parcel and Carwash Property***

Atlanta Gas Light Company *July 2017 CAMP Report*	amec foster wheeler	*Former MGP Site* *Augusta, Georgia*

Photograph: *5*	***ROW north of Taylor St. south of Block E facing east***

Atlanta Gas Light Company *July 2017 CAMP Report*	amec foster wheeler	*Former MGP Site* *Augusta, Georgia*

Photograph: *6*	***ROW south of Taylor St. north of South Parcel facing east***

Atlanta Gas Light Company *July 2017 CAMP Report*	amec foster wheeler	*Former MGP Site* *Augusta, Georgia*

Photograph: *7*	***Parcel 362 facing east***

Atlanta Gas Light Company *July 2017 CAMP Report*	amec foster wheeler	*Former MGP Site* *Augusta, Georgia*

Photograph: *8*	***Parcel 340 and 341 facing west***

Atlanta Gas Light Company *July 2017 CAMP Report*	amec foster wheeler	*Former MGP Site* *Augusta, Georgia*

Photograph: *9*	***King Street south of Taylor Street facing south***

Atlanta Gas Light Company *July 2017 CAMP Report*	amec foster wheeler	*Former MGP Site* *Augusta, Georgia*

Photograph: *10*	***Walton Way west of intersection with 8th Street facing west***

Atlanta Gas Light Company *July 2017 CAMP Report*	amec foster wheeler	*Former MGP Site* *Augusta, Georgia*

Photograph: *11*	***Carwash Property facing west***

Atlanta Gas Light Company *July 2017 CAMP Report*	amec foster wheeler	*Former MGP Site* *Augusta, Georgia*

Photograph: *12*	***Parcel 764 facing northwest***

Atlanta Gas Light Company *July 2017 CAMP Report*	amec foster wheeler	*Former MGP Site* *Augusta, Georgia*

Photograph: *13*	***Permanent sign for underground electrical vault in intersection of 9th & Fenwick Street***

Atlanta Gas Light Company *July 2017 CAMP Report*	amec foster wheeler	*Former MGP Site* *Augusta, Georgia*

Photograph: *14*	***Underground electrical vault in intersection of 9th & Fenwick Street***

Atlanta Gas Light Company *July 2017 CAMP Report*	amec foster wheeler	*Former MGP Site* *Augusta, Georgia*

Photograph: *15*	***Fenwick Street facing east toward intersection with 8th Street***

Atlanta Gas Light Company *July 2017 CAMP Report*	amec foster wheeler	*Former MGP Site* *Augusta, Georgia*



Photograph: *16*	***8th Street facing south away from intersection with Fenwick Street***

Atlanta Gas Light Company *July 2017 CAMP Report*	amec foster wheeler	*Former MGP Site* *Augusta, Georgia*

Photograph: *17*	***Intersection of 8th and Fenwick Street***

Atlanta Gas Light Company *July 2017 CAMP Report*	amec foster wheeler	*Former MGP Site* *Augusta, Georgia*

Photograph: *18*	***CSX Area facing southeast***

Atlanta Gas Light Company *July 2017 CAMP Report*	amec foster wheeler	*Former MGP Site* *Augusta, Georgia*

Photograph: *19*	***Parcel 98 (Teresa's Warehouse) facing south***

Atlanta Gas Light Company *July 2017 CAMP Report*	amec foster wheeler	*Former MGP Site* *Augusta, Georgia*

Photograph: *20*	***Parcel 53.1 (Joe Thompson Parking) facing east***

Atlanta Gas Light Company *July 2017 CAMP Report*	amec foster wheeler	*Former MGP Site* *Augusta, Georgia*

TABLE 1

AGLC Augusta MGP Project
Semi-Annual Monitoring Form
Type 5 Parcels (Northern Parcel)
Institutional and Engineering Controls

MONITORING ITEM	CONDITION[1]			COMMENTS
	NA	MN	IA	
TYPE 5 INSTITUTIONAL CONTROLS				
Groundwater Restriction	X			
Excavation w/in ISS Limits	X			
Land Disturbing Activities	X			
New Utility Installations	X			
Residential Use Requirements/Barrier	X			
Permanent Markers	X			
Other				
TYPE 5 ENGINEERING CONTROLS				
Soil Cover (Condition, Disturbed, Maintained)	X			
Vegetative Cover (Condition)	X			
Functionally Equivalent Controls In-Place	X			
Other				
Monitoring Performed By: Jeff Moore				Date: 7/27/2017

Notes:
1 - NA - no action needed, MN- maintenance needed, IA - immediate action needed

TABLE 2

AGLC Augusta MGP Project
Semi-Annual Monitoring Form
Type 5 Property (Car Wash Area)
Institutional and Engineering Controls

MONITORING ITEM	CONDITION[1]			COMMENTS
	NA	MN	IA	
TYPE 5 INSTITUTIONAL CONTROLS	X			
Groundwater Restriction	X			
Excavation w/in ISS Limits	X			
Land Disturbing Activities	X			
New Utility Installations	X			
Residential Use Requirements/Barrier	X			
Permanent Markers	X			
Other				
TYPE 5 ENGINEERING CONTROLS				
Soil Cover (Condition, Disturbed, Maintained)	X			
Vegetative Cover (Condition)	X			
Functionally Equivalent Controls In-Place	X			
Other				
Monitoring Performed By: Jeff Moore				Date: 7/27/2017

Notes:
1 - NA - no action needed, MN- maintenance needed, IA - immediate action needed

TABLE 3

AGLC Augusta MGP Project
Semi-Annual Monitoring Form Type 5
Property (Georgia Power Vault)
Institutional and Engineering Controls

MONITORING ITEM	CONDITION[1]			COMMENTS
	NA	MN	IA	
TYPE 5 INSTITUTIONAL CONTROLS				
Groundwater Restriction	X			
Excavation w/in ISS Limits	X			
Land Disturbing Activities	X			
New Utility Installations	X			
Residential Use Requirements/Barrier	X			
Permanent Markers	X			
Other				
TYPE 5 ENGINEERING CONTROLS				
Soil Cover (Condition, Disturbed, Maintained)	X			
Vegetative Cover (Condition)	X			
Functionally Equivalent Controls In-Place	X			
Other				
Monitoring Performed By: Jeff Moore				Date: 7/27/2017

Notes:
1 - NA - no action needed, MN- maintenance needed, IA - immediate action needed

TABLE 4

AGLC Augusta MGP Project

Semi-Annual Monitoring Form
Type 4 Properties (City of Augusta Street Locations: Fenwick & 8th Streets)
Institutional and Engineering Controls
Street Right-of-Way Locations

MONITORING ITEM	CONDITION[1]			COMMENTS
	NA	MN	IA	
TYPE 4 INSTITUTIONAL CONTROLS				
Groundwater Restriction	X			
Non-Residential Restrictions	X			
Erosion	X			
Other				
Monitoring Performed By: Jeff Moore				Date: 7/27/2017

Notes:
1 - NA - no action needed, MN- maintenance needed, IA - immediate action needed

TABLE 4-2

AGLC Augusta MGP Project

Semi-Annual Monitoring Form
Type 4 Properties (City of Augusta Street Location: Walton Way)
Institutional and Engineering Controls
Street Right-of-Way Location

MONITORING ITEM	CONDITION[1]			COMMENTS
	NA	MN	IA	
TYPE 4 INSTITUTIONAL CONTROLS				
Groundwater Restriction	X			
Non-Residential Restrictions	X			
Erosion	X			
Other				
Monitoring Performed By: Jeff Moore				Date: 7/27/2017

Notes:
1 - NA - no action needed, MN- maintenance needed, IA - immediate action needed

TABLE 4-3

AGLC Augusta MGP Project

Semi-Annual Monitoring Form
Type 4 Properties (City of Augusta Street Location: 8th Street)
Institutional and Engineering Controls
Street Right-of-Way Location

MONITORING ITEM	CONDITION[1]			COMMENTS
	NA	MN	IA	
TYPE 4 INSTITUTIONAL CONTROLS				
Groundwater Restriction	X			
Non-Residential Restrictions	X			
Erosion	X			
Other				
Monitoring Performed By: Jeff Moore				Date: 7/27/2017

Notes:
1 - NA - no action needed, MN- maintenance needed, IA - immediate action needed

TABLE 4-4

AGLC Augusta MGP Project

Semi-Annual Monitoring Form
Type 4 Properties (Taylor Street)
Institutional and Engineering Controls
Street Right-of-Way Locations (north and south of Tayor Street)

MONITORING ITEM	CONDITION[1]			COMMENTS
	NA	MN	IA	
TYPE 4 INSTITUTIONAL CONTROLS				
Groundwater Restriction	X			
Non-Residential Restrictions	X			
Erosion	X			
Other				
Monitoring Performed By: Jeff Moore				Date: 7/27/2017

Notes:
1 - NA - no action needed, MN- maintenance needed, IA - immediate action needed

TABLE 4-5

AGLC Augusta MGP Project

Semi-Annual Monitoring Form
Type 4 Properties (City of Augusta Street Location: King Street)
Institutional and Engineering Controls
Street Right-of-Way Locations

MONITORING ITEM	CONDITION[1]			COMMENTS
	NA	MN	IA	
TYPE 4 INSTITUTIONAL CONTROLS				
Groundwater Restriction	X			
Non-Residential Restrictions	X			
Erosion	X			
Other				
Monitoring Performed By: Jeff Moore				Date: 7/27/2017

Notes:
1 - NA - no action needed, MN- maintenance needed, IA - immediate action needed

TABLE 5-1

AGLC Augusta MGP Project

Semi-Annual Monitoring Form
Type 4 Properties (Parcel 53.1)
Institutional and Engineering Controls
Street Right-of-Way Locations

MONITORING ITEM	CONDITION[1]			COMMENTS
	NA	MN	IA	
TYPE 4 INSTITUTIONAL CONTROLS				
Groundwater Restriction	X			
Non-Residential Restrictions	X			
Erosion	X			Reseeded
Other				
Monitoring Performed By: Jeff Moore				Date: 7/27/2017

Notes:
1 - NA - no action needed, MN- maintenance needed, IA - immediate action needed

TABLE 5-2

AGLC Augusta MGP Project

Semi-Annual Monitoring Form
Type 4 Properties (Parcel 98)
Institutional and Engineering Controls
Street Right-of-Way Locations

MONITORING ITEM	CONDITION[1]			COMMENTS
	NA	MN	IA	
TYPE 4 INSTITUTIONAL CONTROLS				
Groundwater Restriction	X			
Non-Residential Restrictions	X			
Erosion	X			
Other				
Monitoring Performed By: Jeff Moore				Date: 7/27/2017

Notes:
1 - NA - no action needed, MN- maintenance needed, IA - immediate action needed

TABLE 5-3

AGLC Augusta MGP Project

Semi-Annual Monitoring Form
Type 4 Properties (Parcel 764)
Institutional and Engineering Controls
Street Right-of-Way Locations

MONITORING ITEM	CONDITION[1]			COMMENTS
	NA	MN	IA	
TYPE 4 INSTITUTIONAL CONTROLS				
Groundwater Restriction	X			
Non-Residential Restrictions	X			
Erosion	X			
Other				
Monitoring Performed By: Jeff Moore				Date: 7/27/2017

Notes:
1 - NA - no action needed, MN- maintenance needed, IA - immediate action needed

TABLE 5-4

AGLC Augusta MGP Project

Semi-Annual Monitoring Form
Type 4 Properties (Parcel 362)
Institutional and Engineering Controls
Street Right-of-Way Locations

MONITORING ITEM	CONDITION[1]			COMMENTS
	NA	MN	IA	
TYPE 4 INSTITUTIONAL CONTROLS				
Groundwater Restriction	X			
Non-Residential Restrictions	X			
Erosion	X			
Other				
Monitoring Performed By: Jeff Moore				Date: 7/27/2017

Notes:
1 - NA - no action needed, MN- maintenance needed, IA - immediate action needed

TABLE 5-5

AGLC Augusta MGP Project

Semi-Annual Monitoring Form Type 4
Properties (Parcel 340 and 341)
Institutional and Engineering Controls
Street Right-of-Way Locations

MONITORING ITEM	CONDITION[1]			COMMENTS
	NA	MN	IA	
TYPE 4 INSTITUTIONAL CONTROLS				
Groundwater Restriction	X			
Non-Residential Restrictions	X			
Erosion	X			
Other				
Monitoring Performed By: Jeff Moore				Date: 7/27/2017

Notes:
1 - NA - no action needed, MN- maintenance needed, IA - immediate action needed

TABLE 5-6

AGLC Augusta MGP Project

Semi-Annual Monitoring Form
Type 4 Properties (CSX Area)
Institutional and Engineering Controls
Street Right-of-Way Locations

MONITORING ITEM	CONDITION[1]			COMMENTS
	NA	MN	IA	
TYPE 4 INSTITUTIONAL CONTROLS				
Groundwater Restriction	X			
Non-Residential Restrictions	X			
Erosion	X			
Other				
Monitoring Performed By: Jeff Moore				Date: 7/27/2017

Notes:
1 - NA - no action needed, MN- maintenance needed, IA - immediate action needed

APPENDIX I

INVESTIGATION WASTE NON-HAZARDOUS WASTE MANIFEST

NON-HAZARDOUS WASTE MANIFEST

1. Generator ID Number: GAD981200002

2. Page 1 of 1

3. Emergency Response Phone: (800) 535-5053

4. Waste Tracking Number: 000100309

5. Generator's Name and Mailing Address: ATLANTA GAS LIGHT CO.
815 DE LAMPTONIC STREET
AUGUSTA, GA, 30901
Generator's Phone:

Generator's Site Address (if different than mailing address)

6. Transporter 1 Company Name: UNIVAR USA INC
U.S. EPA ID Number: GAD000845077

7. Transporter 2 Company Name: SPARES INDUSTRIAL SERVICE
U.S. EPA ID Number: ALD007111765

8. Designated Facility Name and Site Address: VLS PIEDMONT, LLC
305 SOUTH MAIN STREET,
HAMPTON, SC, 29924-1201
864-952-9957
Facility's Phone:
U.S. EPA ID Number: SCD000762469

9a. HM	9b. U.S. DOT Description	10. Containers No.	10. Containers Type	11. Total Quantity	12. Unit Wt./Vol.
	1. Non-Hazardous Liquids (NON-DOT Regulated Purge Water)	17	DM	935	G
	2. Non-Hazardous Solids (Non-Hazardous Soil)	2	DM	700	P
	3.				
	4.				

13. Special Handling Instructions and Additional Information
1. 22260(NON-DOT Regulated Purge Water) 2. 22270(NON-DOT Regulated Soil)
PLACARDS PROVIDED BY THE CARRIER/SHIPPER YES/NO DRIVER SIGNATURE _____
***PER CALLER MUST IDENTIFY UNIVAR USA AS RECEIVERS (COMPANY # 975EB, ***.

14. **GENERATOR'S/OFFEROR'S CERTIFICATION:** I hereby declare that the contents of this consignment are fully and accurately described above by the proper shipping name, and are classified, packaged, marked and labeled/placarded, and are in all respects in proper condition for transport according to applicable international and national governmental regulations.

Generator's/Offeror's Printed/Typed Name: Kassell K. Frazee ON BEHALF OF ATLANTA GAS LIGHT COMPANY
Signature: [signature]
Month 10 Day 23 Year 17

15. International Shipments ☐ Import to U.S. ☐ Export from U.S. Port of entry/exit:
Transporter Signature (for exports only): Date leaving U.S.:

16. Transporter Acknowledgment of Receipt of Materials
Transporter 1 Printed/Typed Name: Calvin Davis
Signature: [signature]
Month 12 Day 23 Year 17
Transporter 2 Printed/Typed Name:
Signature:
Month Day Year

17. Discrepancy
17a. Discrepancy Indication Space ☐ Quantity ☐ Type ☐ Residue ☐ Partial Rejection ☐ Full Rejection
Manifest Reference Number:
17b. Alternate Facility (or Generator)
U.S. EPA ID Number
Facility's Phone:
17c. Signature of Alternate Facility (or Generator)
Month Day Year

18. Designated Facility Owner or Operator: Certification of receipt of materials covered by the manifest except as noted in Item 17a
Printed/Typed Name
Signature
Month Day Year

GENERATOR — INT'L — TRANSPORTER — DESIGNATED FACILITY

GENERATOR'S/SHIPPER'S INITIAL COPY

GADOSTA 978100

APPENDIX B

WELL ABANDONMENT REPORT

Well Abandonment Report

Atlanta Gas Light Company
Former Manufactured Gas Plant Site
Augusta, Richmond County, Georgia
HSI No. 10132

Prepared for:	Atlanta Gas Light Company Ten Peachtree Pl NE, 17th Floor, Atlanta, Georgia 30309
Date:	November 30, 2017
Prepared by:	Amec Foster Wheeler Environment & Infrastructure, Inc. 1075 Big Shanty Road NW, Suite 100, Kennesaw, Georgia 30144
Project No.:	6122140098

TABLE OF CONTENTS

Page

1.0 INTRODUCTION.....1

2.0 WELL ABANDONMENT PROCEDURE.....1

LIST OF TABLES

Table 1 Wells Abandoned

LIST OF FIGURES

Figure 1-1 Site Location Map

Figure 1-2 Parcel Block Map – City of Augusta

Figure 1-3 Wells Abandoned

LIST OF APPENDICES

Appendix A Waste Disposal Manifests

Appendix B Well Abandonment Logs

1.0 INTRODUCTION

The former Augusta Manufactured Gas Plant (MGP) is located at the intersection of Walton Way and 8th Street in Augusta, County of Richmond, Georgia (Figure 1-1). Atlanta Gas Light Company (AGLC) owns three parcels of land on which an MGP and ancillary facilities formerly operated, which collectively occupied approximately 3.5 acres (Figure 1-2). These properties, as well as those surrounding properties potentially impacted by the former MGP operations, are collectively referred to as the “Augusta MGP Site” or the “Site” in this Report.

AGLC abandoned 20 groundwater monitoring wells based on the request included in the *4th Semiannual Voluntary Remediation Program (VRP) Status Report* prepared by Amec Foster Wheeler Environment and Infrastructure, Inc. (Amec Foster Wheeler), dated December 1, 2016. GAEPD approved all of the wells included in the abandonment request, with the exception of monitoring well MW-502D, in the April 27, 2017 letter "*Comments on VRP Semiannual Reports 3 and 4, Semiannual Corrective Action Effectiveness Reports 19, and 20, and Three Additional Qualifying Properties*". AGLC provided supplemental information regarding abandonment of monitoring well MW-502D as part of the Responses to Comments included as Appendix B of the *5th Semiannual VRP Status Report* prepared By Amec Foster Wheeler, dated June 1, 2017. Amec Foster Wheeler provided notification of the scheduled approved well abandonment activities in an October 11, 2017 letter, including the abandonment of MW-502D due to its location in the area included in the upcoming *in-situ* solidification (ISS) footprint.

The locations of the abandoned monitoring wells are shown on Figure 1-3. Monitoring wells MW-604, MW-605, and MW-606 were installed for the purpose of monitoring for trichlorethylene (TCE) impacts in groundwater. The reported concentrations were below the detection limit in all three wells, providing sufficient delineation information, and justifying abandonment. MW-603SAP was installed to vertically delineate the Gaillard zone north of MW-603. There were no exceedances of the Type 1 Risk Reduction Standards (RRS) in MW-603SAP, therefore vertical delineation was achieved. MW-603SAP was proposed for abandonment so as to prevent potential cross or downward contamination, therefore voiding the vertical delineation achieved. Monitoring Wells MW-202DR, MW-205, MW-213, MW-308BR, MW-401D, MW-401S, MW-401SAP, MW502D, MW-503BR, MW-504BR, MW-509BR, MW-510BR, MW-511BR, MW-512BR, MW-600 and MW-601 were abandoned due to their location within the upcoming in-situ solidification (ISS) footprint, so as to facilitate corrective action. MW-211, proposed for abandonment in the *4th Semiannual VRP Status Report*, is located on residential property and the property owner could not be contacted to obtain access to abandon the well during this round of well abandonments.

2.0 WELL ABANDONMENT PROCEDURE

Well abandonment activities were performed in general accordance with the most recent version of the *Georgia Water Well Standards Act (O.C.G.A. § 12-5-120 through 138)*, Georgia Geologic Survey Circular 13 (*Grouting and Plugging of Domestic Water Wells in Georgia)* (Georgia Geologic Survey, 1988), and the *USEPA Region 4 SESD Field Branches Quality System and Technical Procedures* in effect when the abandonment was conducted.

Because the wells were reported to have been properly grouted during installation, and the casing integrity was also reported to be intact, the wells were abandoned in place. Table 1 lists the general physical descriptions of each well, including the general location, surface completion, well diameter and total depth. GeoLab Drilling, Inc. conducted well abandonment activities on October 17th to October 20th 2017. A tremie pipe was placed at the bottom of the well, Type I/II Portland cement grout was pumped into the well, and the tremie pipe was retracted slowly as grout filled the well and casing. Pumping continued until undiluted grout was visible at the surface. The grout was then allowed to set overnight, and the casings were topped off as needed.

Water displaced from the wells during tremie grouting was collected in 55-gallon drums. Seventeen of the groundwater drums contained water that was characterized as non-hazardous using analytical results from the July 2017 groundwater sampling event. For cost effectiveness, two soil drums from the previous consultant's activities were disposed at the same time as the drums of well abandonment water. However, the soils drums were not related to well abandonment activities. Appropriate waste disposal manifests were prepared and the non-hazardous drums were picked up and properly disposed of by Cascade Drilling LP. A copy of the waste disposal manifests is included in Appendix A.

Abandonment-derived materials, including concrete debris, surface completions, groundwater pump, etc., were disposed of as C&D waste and was transported by Cascade Drilling LP. Following well abandonment activities, the disturbed areas were graded, seeded and mulched.

Abandonment activities were conducted under the direction of an Amec Foster Wheeler professional geologist registered in Georgia. A record for each abandoned well is provided as Appendix B.

TABLES

Table 1
Abandoned Wells
Atlanta Gas Light Company
Former Manufactured Gas Plant
Augusta, Georgia

Well ID	General Location	Well Diameter (in)	Surface Completion	Surface Elev (ft AMSL)	TOC Elev (ft AMSL)	Screen Length (ft bgs)	Total Boring Depth (ft bgs)
MW-202DR	Block E	2	Flush Mount	131.70	130.48	24.5-29.5	29.5
MW-205	Block E	2	Flush Mount	132.20	130.94	23.3-28.1	28.5
MW-213	Block E	2	Flush Mount	131.90	130.92	58.5-62.5	63.75
MW-308BR	Block E	4	Vault	131.34	131.08	Open Hole 55.5-80.5	80.5
MW-401D	Western Parcel	2	Flush Mount	134.37	134.38	33-36	36
MW-401S	Western Parcel	2	Flush Mount	134.44	136.89	10-20	20
MW-401SAP	Western Parcel	2	Flush Mount	134.23	134.27	38-48	48
MW-502D	Block A	2	Flush Mount	131.20	131.18	20-26	26.2
MW-503BR	Northern Parcel	6	Flush Mount	131.80	131.57	Open hole 56-76	76
MW-504BR	Northern Parcel	6	Flush Mount	131.10	130.91	Open hole 60-80	80
MW-509BR	Northern Parcel	6	Flush Mount	131.10	130.63	Open hole 56-76	76
MW-510BR	Northern Parcel	6	Flush Mount	131.00	130.76	Open hole 60-80	80
MW-511BR	Block A	6	Flush Mount	131.20	130.82	Open hole 56-76	76
MW-512BR	Block A	6	Flush Mount	132.00	131.70	Open hole 64-84	84
MW-600	Block A	2	Flush Mount	131.34	131.02	22-32	32
MW-601	Block E	2	Flush Mount	131.10	130.82	17-27	27
MW-603SAP	Block A	2	Flush Mount	NA	NA	28-38	38.3
MW-604	Western Parcel	2	Flush Mount	135.10	135.65	20-30	30
MW-605	Block J	2	Flush Mount	134.60	134.36	22-32	32
MW-606	Block J	2	Flush Mount	136.20	135.86	21-31	34

Notes:
ft AMSL - feet above mean sea level
ft bgs - feet below ground surface
NA: MW-603SAP was not surveyed.

Prepared By: NJM 11/6/2017
Checked By: JMQ 11/16/2017

FIGURES

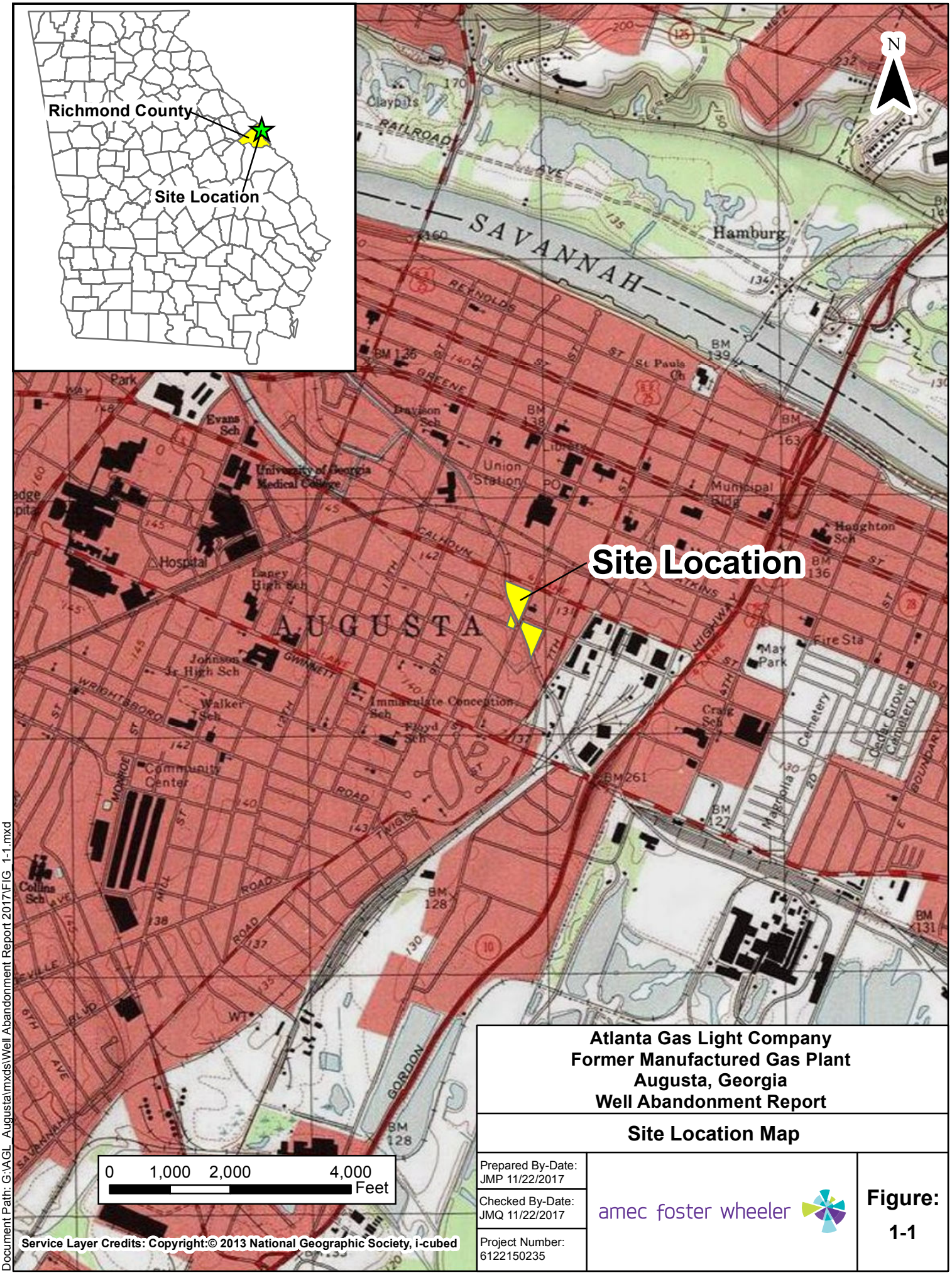

Service Layer Credits: Copyright:© 2013 National Geographic Society, i-cubed

Document Path: G:\AGL_Augusta\mxds\Well Abandonment Report 2017\FIG_1-1.mxd

Atlanta Gas Light Company
Former Manufactured Gas Plant
Augusta, Georgia
Well Abandonment Report

Site Location Map

Prepared By-Date: JMP 11/22/2017	amec foster wheeler	Figure: 1-1
Checked By-Date: JMQ 11/22/2017		
Project Number: 6122150235		

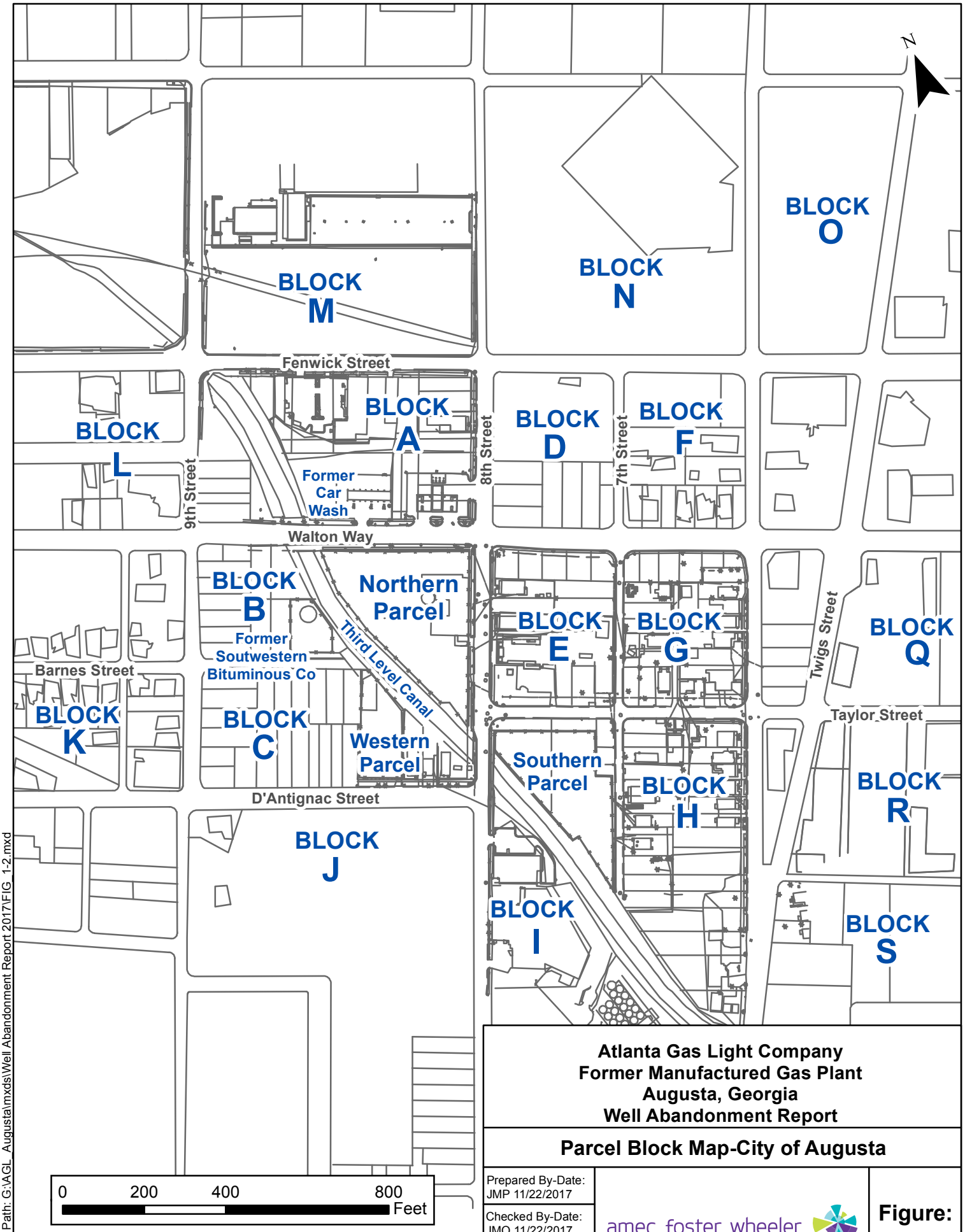

Source: Environmental Cost Management 2012, Feasibility Study

Atlanta Gas Light Company
Former Manufactured Gas Plant
Augusta, Georgia
Well Abandonment Report

Parcel Block Map-City of Augusta

Prepared By-Date: JMP 11/22/2017

Checked By-Date: JMQ 11/22/2017

Project Number: 6122150235

amec foster wheeler

Figure: 1-2

Document Path: G:\AGL_Augusta\mxds\Well Abandonment Report 2017\FIG_1-2.mxd

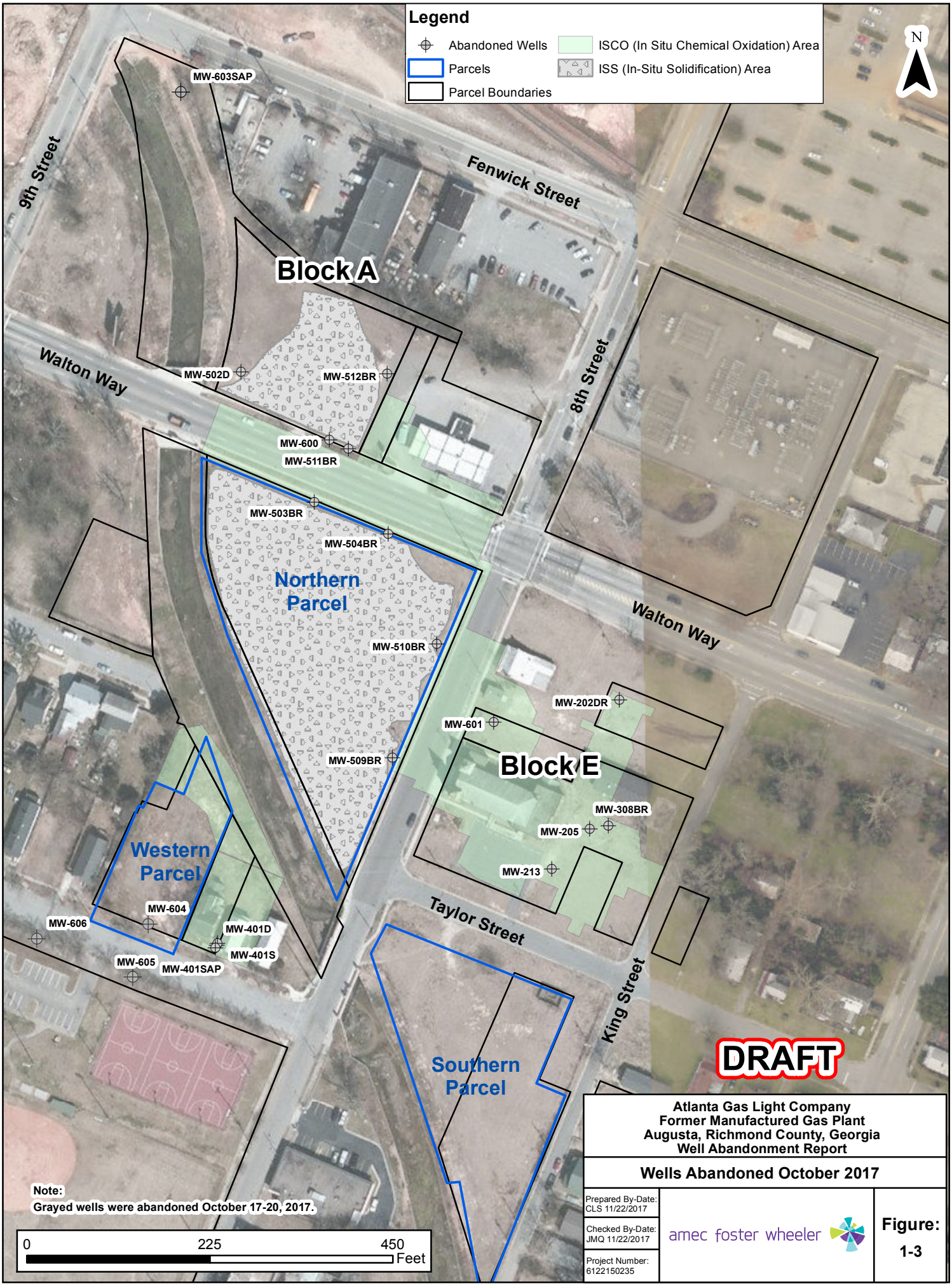

Atlanta Gas Light Company
Former Manufactured Gas Plant
Augusta, Richmond County, Georgia
Well Abandonment Report

Wells Abandoned October 2017

Prepared By-Date: CLS 11/22/2017	amec foster wheeler	Figure: 1-3
Checked By-Date: JMQ 11/22/2017		
Project Number: 6122150235		

Document Path: G:\AGL_Augusta\mxds\Abandoned Wells 2017.mxd

APPENDIX A

WASTE DISPOSAL MANIFESTS

Non-Hazardous

NON-HAZARDOUS WASTE MANIFEST

1. Generator ID Number: GAD981200002

2. Page 1 of 1

3. Emergency Response Phone: (800) 535-5053

4. Waste Tracking Number: 000100309

5. Generator's Name and Mailing Address: ATLANTA GAS LIGHT CO.
815 DE LAMPTONIC STREET
AUGUSTA, GA, 30901
Generator's Phone:

Generator's Site Address (if different than mailing address)

6. Transporter 1 Company Name: UNIVAR USA INC
U.S. EPA ID Number: GAD000845077

7. Transporter 2 Company Name: SPARES INDUSTRIAL SERVICE
U.S. EPA ID Number: ALD007111765

8. Designated Facility Name and Site Address: VLS PIEDMONT, LLC
305 SOUTH MAIN STREET,
HAMPTON, SC, 29924-1201
864-952-9957
Facility's Phone:
U.S. EPA ID Number: SCD000762469

9a. HM	9b. U.S. DOT Description	10. Containers No.	10. Containers Type	11. Total Quantity	12. Unit Wt./Vol.
	1. Non-Hazardous Liquids (NON-DOT Regulated Purge Water)	17	DM	935	G
	2. Non-Hazardous Solids (Non-Hazardous Soil)	2	DM	700	P
	3.				
	4.				

13. Special Handling Instructions and Additional Information
1. 22260(NON-DOT Regulated Purge Water) 2. 22270(NON-DOT Regulated Soil)
PLACARDS PROVIDED BY THE CARRIER/SHIPPER YES/NO DRIVER SIGNATURE _____
***PER CALLER MUST IDENTIFY UNIVAR USA AS RECEIVERS (COMPANY # 975EB, ***.

14. **GENERATOR'S/OFFEROR'S CERTIFICATION:** I hereby declare that the contents of this consignment are fully and accurately described above by the proper shipping name, and are classified, packaged, marked and labeled/placarded, and are in all respects in proper condition for transport according to applicable international and national governmental regulations.

Generator's/Offeror's Printed/Typed Name: Kassell K. Frazee ON BEHALF OF ATLANTA GAS LIGHT COMPANY
Signature: [signature]
Month 10 Day 23 Year 17

15. International Shipments ☐ Import to U.S. ☐ Export from U.S. Port of entry/exit:
Transporter Signature (for exports only): Date leaving U.S.:

16. Transporter Acknowledgment of Receipt of Materials
Transporter 1 Printed/Typed Name: Calvin Davis
Signature: [signature]
Month 12 Day 23 Year 17
Transporter 2 Printed/Typed Name:
Signature:
Month Day Year

17. Discrepancy
17a. Discrepancy Indication Space ☐ Quantity ☐ Type ☐ Residue ☐ Partial Rejection ☐ Full Rejection
Manifest Reference Number:
17b. Alternate Facility (or Generator)
U.S. EPA ID Number
Facility's Phone:
17c. Signature of Alternate Facility (or Generator)
Month Day Year

18. Designated Facility Owner or Operator: Certification of receipt of materials covered by the manifest except as noted in Item 17a
Printed/Typed Name
Signature
Month Day Year

GENERATOR — INT'L — TRANSPORTER — DESIGNATED FACILITY

GENERATOR'S/SHIPPER'S INITIAL COPY

GADOSTA 978100

APPENDIX B

WELL ABANDONMENT LOGS

amec foster wheeler

Well Abandonment Record

WELL NO.:	MW-202DR
PROJECT NAME:	AGL Augusta
PROJECT NO:	6122140098
FINISH DATE:	10/17/2017

Name of Property Owner:	Atlanta Gas Light
Address of Property:	8th Street and Walton Way
Date of Well Installation:	1/24/2007
Original Purpose of Well Installation:	Groundwater Monitoring
Total Depth of Well (measured from Top of Riser):	29.43 ft btoc
Top of Riser Height (above/below ground surface):	0.2 ft bgs
Well Diameter (nominal) and Material Type:	2-inch PVC Double Casing
Screen Slot Size and Opening Type:	NA
Screen Length and Backfill Material:	24.5 – 29.5 ft bgs (5 ft)
Depth to Water/Date (measured from Top of Riser):	7.81 ft btoc (10/17/2017)
Screened Formation or Aquifer Type:	Galliard
Description of Well Abandonment Method:	Tremie grouted in place
Calculated Well Volume ($\pi r^2 L$ x 7.4805):	4.79 gal
Type and Volume of Materials Used to Plug Well:	Approximately 5 gallons of Portland Cement Type I – II
Riser and/or Screen Length Removed or Left in Place:	Left in Place
Drilling Contractor: GeoLab	Driller's Name: AJ Melhorn

Additional Notes:

Amec Foster Wheeler Field Representative (signature): Nick McMillin

amec foster wheeler

Well Abandonment Record

WELL NO.:	MW-205
PROJECT NAME:	AGL Augusta
PROJECT NO:	6122140098
FINISH DATE:	10/17/2017

Name of Property Owner:	Atlanta Gas Light
Address of Property:	8th Street and Walton Way
Date of Well Installation:	11/22/1995
Original Purpose of Well Installation:	Groundwater Monitoring
Total Depth of Well (measured from Top of Riser):	25.95 ft btoc
Top of Riser Height (above/below ground surface):	0.2 ft bgs
Well Diameter (nominal) and Material Type:	2-inch Stainless Steel Double Casing
Screen Slot Size and Opening Type:	NA
Screen Length and Backfill Material:	23.3-28.1 ft bgs (4.8 ft)
Depth to Water/Date (measured from Top of Riser):	7.28 ft btoc (10/17/2017)
Screened Formation or Aquifer Type:	Galliard
Description of Well Abandonment Method:	Tremie grouted in place
Calculated Well Volume ($\pi r^2 L$ x 7.4805):	4.34 gal
Type and Volume of Materials Used to Plug Well:	Approximately 5 gallons of Portland Cement Type I – II
Riser and/or Screen Length Removed or Left in Place:	Left in Place
Drilling Contractor: GeoLab	Driller's Name: AJ Melhorn

Additional Notes:

Amec Foster Wheeler Field Representative (signature): Neil McMillan

amec foster wheeler

Well Abandonment Record

WELL NO.: MW-213

PROJECT NAME: AGL Augusta

PROJECT NO: 6122140098

FINISH DATE: 10/17/2017

Name of Property Owner:	Atlanta Gas Light
Address of Property:	8th Street and Walton Way
Date of Well Installation:	12/8/1995
Original Purpose of Well Installation:	Groundwater Monitoring
Total Depth of Well (measured from Top of Riser):	60.49 ft btoc
Top of Riser Height (above/below ground surface):	0.2 ft bgs
Well Diameter (nominal) and Material Type:	2-inch PVC Triple Casing
Screen Slot Size and Opening Type:	NA
Screen Length and Backfill Material:	58.5 – 61.5 ft bgs (3 ft)
Depth to Water/Date (measured from Top of Riser):	7.36 ft btoc (10/17/2017)
Screened Formation or Aquifer Type:	Bedrock
Description of Well Abandonment Method:	Tremie grouted in place
Calculated Well Volume ($\pi r^2 L$ x 7.4805):	9.87 gal
Type and Volume of Materials Used to Plug Well:	Approximately 10 gallons of Portland Cement Type I – II
Riser and/or Screen Length Removed or Left in Place:	Left in Place
Drilling Contractor: GeoLab	Driller's Name: AJ Melhorn

Additional Notes:

Amec Foster Wheeler Field Representative (signature): Nick McMillan

amec foster wheeler

Well Abandonment Record

WELL NO.: MW-308BR

PROJECT NAME: AGL Augusta

PROJECT NO: 6122140098

FINISH DATE: 10/18/2017

Name of Property Owner:	Atlanta Gas Light
Address of Property:	8th Street and Walton Way
Date of Well Installation:	11/21/1998
Original Purpose of Well Installation:	Groundwater Monitoring
Total Depth of Well (measured from Top of Riser):	51.5 ft btoc
Top of Riser Height (above/below ground surface):	Approx. 4 ft bgs
Well Diameter (nominal) and Material Type:	4-inch PVC Triple Casing
Screen Slot Size and Opening Type:	NA
Screen Length and Backfill Material:	55.5 – 80.5 ft bgs (25 ft)
Depth to Water/Date (measured from Top of Riser):	3.75 ft btoc (10/18/2017)
Screened Formation or Aquifer Type:	Bedrock
Description of Well Abandonment Method:	Tremie grouted in place
Calculated Well Volume ($\pi r^2 L$ x 7.4805):	34.35 gal
Type and Volume of Materials Used to Plug Well:	Approximately 80 gallons of Portland Cement Type I – II
Riser and/or Screen Length Removed or Left in Place:	Left in Place
Drilling Contractor: GeoLab	Driller's Name: AJ Melhorn

Additional Notes:

Former recovery well contained within vault. Pump was removed and disposed of.

Amec Foster Wheeler Field Representative (signature): Nick McMillan

amec foster wheeler

Well Abandonment Record

WELL NO.:	MW-401D
PROJECT NAME:	AGL Augusta
PROJECT NO:	6122140098
FINISH DATE:	10/17/2017

Name of Property Owner:	Atlanta Gas Light
Address of Property:	8th Street and Walton Way
Date of Well Installation:	8/31/2000
Original Purpose of Well Installation:	Groundwater Monitoring
Total Depth of Well (measured from Top of Riser):	36.12 ft btoc
Top of Riser Height (above/below ground surface):	0.2 ft bgs
Well Diameter (nominal) and Material Type:	2-inch PVC Double Casing
Screen Slot Size and Opening Type:	NA
Screen Length and Backfill Material:	33 – 36 ft bgs (3 ft)
Depth to Water/Date (measured from Top of Riser):	9.64 ft btoc (10/17/2017)
Screened Formation or Aquifer Type:	Galliard
Description of Well Abandonment Method:	Tremie grouted in place
Calculated Well Volume ($\pi r^2 L$ x 7.4805):	5.09 gal
Type and Volume of Materials Used to Plug Well:	Approximately 5 gallons of Portland Cement Type I – II
Riser and/or Screen Length Removed or Left in Place:	Left in Place
Drilling Contractor: GeoLab	Driller's Name: AJ Melhorn

Additional Notes:

Amec Foster Wheeler Field Representative (signature): Neil McMillan

amec foster wheeler

Well Abandonment Record

WELL NO.: MW-401S

PROJECT NAME: AGL Augusta

PROJECT NO: 6122140098

FINISH DATE: 10/17/2017

Name of Property Owner:	Atlanta Gas Light
Address of Property:	8th Street and Walton Way
Date of Well Installation:	8/31/2000
Original Purpose of Well Installation:	Groundwater Monitoring
Total Depth of Well (measured from Top of Riser):	19.36 ft btoc
Top of Riser Height (above/below ground surface):	0.2 ft bgs
Well Diameter (nominal) and Material Type:	2-inch PVC Double Casing
Screen Slot Size and Opening Type:	NA
Screen Length and Backfill Material:	10-20 ft bgs (10 ft)
Depth to Water/Date (measured from Top of Riser):	9.65 ft btoc (10/17/2017)
Screened Formation or Aquifer Type:	Alluvium
Description of Well Abandonment Method:	Tremie grouted in place
Calculated Well Volume ($\pi r^2 L$ x 7.4805):	3.16 gal
Type and Volume of Materials Used to Plug Well:	Approximately 3 gallons of Portland Cement Type I – II
Riser and/or Screen Length Removed or Left in Place:	Left in Place
Drilling Contractor: GeoLab	Driller's Name: AJ Melhorn

Additional Notes:

Amec Foster Wheeler Field Representative (signature): Nick McMillan

Well Abandonment Record

amec foster wheeler

WELL NO.: MW-401SAP

PROJECT NAME: AGL Augusta

PROJECT NO: 6122140098

FINISH DATE: 10/17/2017

Name of Property Owner:	Atlanta Gas Light
Address of Property:	8th Street and Walton Way
Date of Well Installation:	8/31/2000
Original Purpose of Well Installation:	Groundwater Monitoring
Total Depth of Well (measured from Top of Riser):	43.05 ft btoc
Top of Riser Height (above/below ground surface):	0.2 ft bgs
Well Diameter (nominal) and Material Type:	2-inch PVC Double Casing
Screen Slot Size and Opening Type:	NA
Screen Length and Backfill Material:	38-48 ft bgs (10 ft)
Depth to Water/Date (measured from Top of Riser):	9.55 ft btoc
Screened Formation or Aquifer Type:	Saprolite
Description of Well Abandonment Method:	Tremie grouted in place
Calculated Well Volume ($\pi r^2 L$ x 7.4805):	7.02 gal
Type and Volume of Materials Used to Plug Well:	Approximately 7 gallons of Portland Cement Type I – II
Riser and/or Screen Length Removed or Left in Place:	Left in Place
Drilling Contractor: GeoLab	Driller's Name: AJ Melhorn

Additional Notes:

Amec Foster Wheeler Field Representative (signature): Neil McMin

amec foster wheeler

Well Abandonment Record

WELL NO.: MW-502D

PROJECT NAME: AGL Augusta

PROJECT NO: 6122140098

FINISH DATE: 10/19/2017

Name of Property Owner:	Atlanta Gas Light
Address of Property:	8th Street and Walton Way
Date of Well Installation:	1/30/2007
Original Purpose of Well Installation:	Groundwater Monitoring
Total Depth of Well (measured from Top of Riser):	28.95 ft btoc
Top of Riser Height (above/below ground surface):	0.2 ft bgs
Well Diameter (nominal) and Material Type:	2-inch PVC Double Casing
Screen Slot Size and Opening Type:	NA
Screen Length and Backfill Material:	20 – 26 ft bgs (6 ft)
Depth to Water/Date (measured from Top of Riser):	6.54 ft btoc (10/19/2017)
Screened Formation or Aquifer Type:	Galliard
Description of Well Abandonment Method:	Tremie grouted in place
Calculated Well Volume ($\pi r^2 L$ x 7.4805):	4.72 gal
Type and Volume of Materials Used to Plug Well:	Approximately 5 gallons of Portland Cement Type I – II
Riser and/or Screen Length Removed or Left in Place:	Left in Place
Drilling Contractor: GeoLab	Driller's Name: AJ Melhorn

Additional Notes:

Amec Foster Wheeler Field Representative (signature): Neil McMillan

Well Abandonment Record

amec foster wheeler

WELL NO.: MW-503BR

PROJECT NAME: AGL Augusta

PROJECT NO: 6122140098

FINISH DATE: 10/19/2017

Name of Property Owner:	Atlanta Gas Light
Address of Property:	8th Street and Walton Way
Date of Well Installation:	9/5/2008
Original Purpose of Well Installation:	Groundwater Monitoring
Total Depth of Well (measured from Top of Riser):	57.77 ft btoc
Top of Riser Height (above/below ground surface):	0.23 ft bgs
Well Diameter (nominal) and Material Type:	6-inch PVC Triple Casing
Screen Slot Size and Opening Type:	NA
Screen Length and Backfill Material:	56 – 76 ft bgs (20 ft)
Depth to Water/Date (measured from Top of Riser):	7.58 ft btoc (10/19/2017)
Screened Formation or Aquifer Type:	Bedrock
Description of Well Abandonment Method:	Tremie grouted in place
Calculated Well Volume ($\pi r^2 L$ x 7.4805):	83.98 gal
Type and Volume of Materials Used to Plug Well:	Approximately 90 gallons of Portland Cement Type I – II
Riser and/or Screen Length Removed or Left in Place:	Left in Place
Drilling Contractor: GeoLab	Driller's Name: AJ Melhorn

Additional Notes:

Amec Foster Wheeler Field Representative (signature): Nick McMillan

amec foster wheeler

Well Abandonment Record

WELL NO.:	MW-504BR
PROJECT NAME:	AGL Augusta
PROJECT NO:	6122140098
FINISH DATE:	10/19/2017

Name of Property Owner:	Atlanta Gas Light
Address of Property:	8th Street and Walton Way
Date of Well Installation:	9/4/2008
Original Purpose of Well Installation:	Groundwater Monitoring
Total Depth of Well (measured from Top of Riser):	67.84 ft btoc
Top of Riser Height (above/below ground surface):	0.19 ft bgs
Well Diameter (nominal) and Material Type:	6-inch
Screen Slot Size and Opening Type:	NA
Screen Length and Backfill Material:	60 – 80 ft btoc (20 ft)
Depth to Water/Date (measured from Top of Riser):	7.04 ft btoc (10/19/2017)
Screened Formation or Aquifer Type:	Bedrock
Description of Well Abandonment Method:	Tremie grouted in place
Calculated Well Volume ($\pi r^2 L$ x 7.4805):	106.8 gal
Type and Volume of Materials Used to Plug Well:	Approx. 140 gal. of Portland Cement Type I – II and 200 pounds of Enviroplug bentonite
Riser and/or Screen Length Removed or Left in Place:	Left in Place
Drilling Contractor: GeoLab	Driller's Name: AJ Melhorn

Additional Notes:

Approximately 35 gallons of grout pumped into well with no return of water. Used approximately 200 lbs of bentonite to prevent further grout loss.

Amec Foster Wheeler Field Representative (signature): Nick Millin

amec foster wheeler

Well Abandonment Record

WELL NO.:	MW-509BR
PROJECT NAME:	AGL Augusta
PROJECT NO:	6122140098
FINISH DATE:	10/18/2017

Name of Property Owner:	Atlanta Gas Light
Address of Property:	8th Street and Walton Way
Date of Well Installation:	9/18/2009
Original Purpose of Well Installation:	Groundwater Monitoring
Total Depth of Well (measured from Top of Riser):	61.77 ft btoc
Top of Riser Height (above/below ground surface):	0.47 ft bgs
Well Diameter (nominal) and Material Type:	6-inch PVC Triple Casing
Screen Slot Size and Opening Type:	NA
Screen Length and Backfill Material:	56 – 76 ft bgs (10 ft)
Depth to Water/Date (measured from Top of Riser):	6.83 ft bgs (10/18/2017)
Screened Formation or Aquifer Type:	Bedrock
Description of Well Abandonment Method:	Tremie grouted in place
Calculated Well Volume ($\pi r^2 L$ x 7.4805):	90.89 gal
Type and Volume of Materials Used to Plug Well:	Approximately 110 gallons of Portland Cement Type I – II
Riser and/or Screen Length Removed or Left in Place:	Left in Place
Drilling Contractor: GeoLab	Driller's Name: AJ Melhorn

Additional Notes:

Amec Foster Wheeler Field Representative (signature): Nick McMin

amec foster wheeler

Well Abandonment Record

WELL NO.:	MW-510BR
PROJECT NAME:	AGL Augusta
PROJECT NO:	6122140098
FINISH DATE:	10/19/2017

Name of Property Owner:	Atlanta Gas Light
Address of Property:	8th Street and Walton Way
Date of Well Installation:	9/15/2008
Original Purpose of Well Installation:	Groundwater Monitoring
Total Depth of Well (measured from Top of Riser):	66.12 ft btoc
Top of Riser Height (above/below ground surface):	0.24 ft bgs
Well Diameter (nominal) and Material Type:	6-inch PVC Triple Casing
Screen Slot Size and Opening Type:	NA
Screen Length and Backfill Material:	60 – 80 ft bgs (20 ft)
Depth to Water/Date (measured from Top of Riser):	6.9 ft btoc (10/19/2017)
Screened Formation or Aquifer Type:	Bedrock
Description of Well Abandonment Method:	Tremie grouted in place
Calculated Well Volume ($\pi r^2 L$ x 7.4805):	97.12 gal
Type and Volume of Materials Used to Plug Well:	Approximately 100 gallons of Portland Cement Type I – II
Riser and/or Screen Length Removed or Left in Place:	Left in Place
Drilling Contractor: GeoLab	Driller's Name: AJ Melhorn

Additional Notes:

Amec Foster Wheeler Field Representative (signature): Niel McMillan

Well Abandonment Record

amec foster wheeler

WELL NO.: MW511BR

PROJECT NAME: AGL Augusta

PROJECT NO: 6122140098

FINISH DATE: 10/19/2017

Name of Property Owner:	Atlanta Gas Light
Address of Property:	8th Street and Walton Way
Date of Well Installation:	9/9/2008
Original Purpose of Well Installation:	Groundwater Monitoring
Total Depth of Well (measured from Top of Riser):	62.4 ft btoc
Top of Riser Height (above/below ground surface):	0.38 ft bgs
Well Diameter (nominal) and Material Type:	6-inch PVC Triple Casing
Screen Slot Size and Opening Type:	NA
Screen Length and Backfill Material:	56 – 76 ft bgs (20 ft)
Depth to Water/Date (measured from Top of Riser):	6.62 ft btoc (10/19/2017)
Screened Formation or Aquifer Type:	Bedrock
Description of Well Abandonment Method:	Tremie grouted in place
Calculated Well Volume ($\pi r^2 L$ x 7.4805):	91.7 gal
Type and Volume of Materials Used to Plug Well:	Approximately 100 gallons of Portland Cement Type I – II
Riser and/or Screen Length Removed or Left in Place:	Left in Place
Drilling Contractor: GeoLab	Driller's Name: AJ Melhorn

Additional Notes:

Amec Foster Wheeler Field Representative (signature): Neil McMillan

amec foster wheeler

Well Abandonment Record

WELL NO.:	MW-512BR
PROJECT NAME:	AGL Augusta
PROJECT NO:	6122140098
FINISH DATE:	10/19/2017

Name of Property Owner:	Atlanta Gas Light
Address of Property:	8th Street and Walton Way
Date of Well Installation:	8/29/2008
Original Purpose of Well Installation:	Groundwater Monitoring
Total Depth of Well (measured from Top of Riser):	62.35 ft btoc
Top of Riser Height (above/below ground surface):	0.3 ft bgs
Well Diameter (nominal) and Material Type:	6-inch PVC Triple Casing
Screen Slot Size and Opening Type:	NA
Screen Length and Backfill Material:	64 – 84 ft bgs (20 ft)
Depth to Water/Date (measured from Top of Riser):	6.75 ft btoc (10/19/2017)
Screened Formation or Aquifer Type:	Bedrock
Description of Well Abandonment Method:	Tremie grouted in place
Calculated Well Volume ($\pi r^2 L$ x 7.4805):	91.7 gal
Type and Volume of Materials Used to Plug Well:	Approximately 110 gallons of Portland Cement Type I – II
Riser and/or Screen Length Removed or Left in Place:	Left in Place
Drilling Contractor: GeoLab	Driller's Name: AJ Melhorn

Additional Notes:

Amec Foster Wheeler Field Representative (signature): Neil McNiff

Well Abandonment Record

amec foster wheeler

WELL NO.:	MW-601
PROJECT NAME:	AGL Augusta
PROJECT NO:	6122140098
FINISH DATE:	10/17/2017

Name of Property Owner:	Atlanta Gas Light
Address of Property:	8th Street and Walton Way
Date of Well Installation:	10/20/2010
Original Purpose of Well Installation:	Groundwater Monitoring
Total Depth of Well (measured from Top of Riser):	27.04 ft btoc
Top of Riser Height (above/below ground surface):	0.28 ft bgs
Well Diameter (nominal) and Material Type:	2-inch PVC Double Casing
Screen Slot Size and Opening Type:	NA
Screen Length and Backfill Material:	17 – 27 ft bgs (10 ft)
Depth to Water/Date (measured from Top of Riser):	7.10 ft btoc (10/17/2017)
Screened Formation or Aquifer Type:	Galliard
Description of Well Abandonment Method:	Tremie grouted in place
Calculated Well Volume ($\pi r^2 L$ x 7.4805):	4.4 gal
Type and Volume of Materials Used to Plug Well:	Approximately 5 gallons of Portland Cement Type I – II
Riser and/or Screen Length Removed or Left in Place:	Left in Place
Drilling Contractor: GeoLab	Driller's Name: AJ Melhorn

Additional Notes:

Amec Foster Wheeler Field Representative (signature): Nick Miller

amec foster wheeler

Well Abandonment Record

WELL NO.: MW-600

PROJECT NAME: AGL Augusta

PROJECT NO: 6122140098

FINISH DATE: 10/19/2017

Name of Property Owner:	Atlanta Gas Light
Address of Property:	8th Street and Walton Way
Date of Well Installation:	10/19/2010
Original Purpose of Well Installation:	Groundwater Monitoring
Total Depth of Well (measured from Top of Riser):	31.13 ft btoc
Top of Riser Height (above/below ground surface):	0.32 ft bgs
Well Diameter (nominal) and Material Type:	2-inch PVC Double Casing
Screen Slot Size and Opening Type:	NA
Screen Length and Backfill Material:	22 – 32 ft bgs (10 ft)
Depth to Water/Date (measured from Top of Riser):	6.14 ft btoc (10/19/2017)
Screened Formation or Aquifer Type:	Galliard
Description of Well Abandonment Method:	Tremie grouted in place
Calculated Well Volume ($\pi r^2 L \times 7.4805$):	5.04 gal
Type and Volume of Materials Used to Plug Well:	Approximately 6 gallons of Portland Cement Type I – II
Riser and/or Screen Length Removed or Left in Place:	Left in Place
Drilling Contractor: GeoLab	Driller's Name: AJ Melhorn

Additional Notes:

Amec Foster Wheeler Field Representative (signature): Nick McMinn

Well Abandonment Record

amec foster wheeler

WELL NO.:	MW-603SAP
PROJECT NAME:	AGL Augusta
PROJECT NO:	6122140098
FINISH DATE:	10/19/2017

Name of Property Owner:	Atlanta Gas Light
Address of Property:	8th Street and Walton Way
Type of Well Installation Method:	
Date of Well Installation:	7/27/2016
Original Purpose of Well Installation:	Groundwater Monitoring
Total Depth of Well (measured from Top of Riser):	38.37 ft btoc
Top of Riser Height (above/below ground surface):	0.2 ft bgs
Well Diameter (nominal) and Material Type:	2-inch PVC
Screen Slot Size and Opening Type:	NA
Screen Length and Backfill Material:	28 – 38 ft bgs (10 ft)
Depth to Water/Date (measured from Top of Riser):	6.87 ft btoc (10/19/2017
Screened Formation or Aquifer Type:	Saprolite
Description of Well Abandonment Method:	Tremie grouted in place
Calculated Well Volume ($\pi r^2 L$ x 7.4805):	56.4 gal
Type and Volume of Materials Used to Plug Well:	Approximately 60 gallons of Portland Cement Type I – II
Riser and/or Screen Length Removed or Left in Place:	Left in Place
Drilling Contractor: GeoLab	Driller's Name: AJ Melhorn

Additional Notes:

- Pad Removed and filled with top soil and covered with grass seed and straw.

Amec Foster Wheeler Field Representative (signature): Neal McMillan

Well Abandonment Record

amec foster wheeler

WELL NO.:	MW-604
PROJECT NAME:	AGL Augusta
PROJECT NO:	6122140098
FINISH DATE:	10/17/2017

Name of Property Owner:	Atlanta Gas Light
Address of Property:	8th Street and Walton Way
Type of Well Installation Method:	Sonic
Date of Well Installation:	10/19/2015
Original Purpose of Well Installation:	Groundwater Monitoring
Total Depth of Well (measured from Top of Riser):	29.91 ft btoc
Top of Riser Height (above/below ground surface):	0.2 ft bgs
Well Diameter (nominal) and Material Type:	2-inch PVC
Screen Slot Size and Opening Type:	NA
Screen Length and Backfill Material:	20 – 30 ft bgs (10 ft)
Depth to Water/Date (measured from Top of Riser):	9.98 ft btoc (10/17/2017)
Screened Formation or Aquifer Type:	Galliard
Description of Well Abandonment Method:	Tremie grouted in place
Calculated Well Volume ($\pi r^2 L$ x 7.4805):	4.88 gal
Type and Volume of Materials Used to Plug Well:	Approximately 6 gallons of Portland Cement Type I – II
Riser and/or Screen Length Removed or Left in Place:	Left in Place
Drilling Contractor: GeoLab	Driller's Name: AJ Melhorn

Additional Notes:

- Pad Removed and filled with top soil and covered with grass seed and straw.

Amec Foster Wheeler Field Representative (signature): Nick McMillan

amec foster wheeler

Well Abandonment Record

WELL NO.:	MW-605
PROJECT NAME:	AGL Augusta
PROJECT NO:	6122140098
FINISH DATE:	10/17/2017

Name of Property Owner:	Atlanta Gas Light
Address of Property:	8th Street and Walton Way
Type of Well Installation Method:	Sonic
Date of Well Installation:	10/19/2015
Original Purpose of Well Installation:	Groundwater Monitoring
Total Depth of Well (measured from Top of Riser):	31.43 ft btoc
Top of Riser Height (above/below ground surface):	0.24 ft bgs
Well Diameter (nominal) and Material Type:	2-inch PVC
Screen Slot Size and Opening Type:	NA
Screen Length and Backfill Material:	22 – 32 ft bgs (10 ft)
Depth to Water/Date (measured from Top of Riser):	9.69 ft btoc (10/17/2017
Screened Formation or Aquifer Type:	Galliard
Description of Well Abandonment Method:	Tremie grouted in place
Calculated Well Volume ($\pi r^2 L$ x 7.4805):	5.13 gal
Type and Volume of Materials Used to Plug Well:	Approximately 6 gallons of Portland Cement Type I – II
Riser and/or Screen Length Removed or Left in Place:	Left in Place
Drilling Contractor: GeoLab	Driller's Name: AJ Melhorn

Additional Notes:

- Pad Removed and filled with top soil and covered with grass seed and straw.

Amec Foster Wheeler Field Representative (signature): Neal M. Miller

amec foster wheeler

Well Abandonment Record

WELL NO.:	MW-606
PROJECT NAME:	AGL Augusta
PROJECT NO:	6122140098
FINISH DATE:	10/18/2017

Name of Property Owner:	Atlanta Gas Light
Address of Property:	8th Street and Walton Way
Type of Well Installation Method:	Sonic
Date of Well Installation:	10/20/2015
Original Purpose of Well Installation:	Groundwater Monitoring
Total Depth of Well (measured from Top of Riser):	31.04 ft btoc
Top of Riser Height (above/below ground surface):	0.34 ft bgs
Well Diameter (nominal) and Material Type:	2-inch PVC
Screen Slot Size and Opening Type:	NA
Screen Length and Backfill Material:	21 – 31 ft bgs (10 ft)
Depth to Water/Date (measured from Top of Riser):	11.09 ft btoc (10/17/2017)
Screened Formation or Aquifer Type:	Galliard
Description of Well Abandonment Method:	Tremie grouted in place
Calculated Well Volume ($\pi r^2 L$ x 7.4805):	5.06 gal
Type and Volume of Materials Used to Plug Well:	Approximately 6 gallons of Portland Cement Type I – II
Riser and/or Screen Length Removed or Left in Place:	Left in Place
Drilling Contractor: GeoLab	Driller's Name: AJ Melhorn

Additional Notes:

Amec Foster Wheeler Field Representative (signature): Nick McMillan

APPENDIX C

WATER USAGE SURVEY

Water Usage Survey

Atlanta Gas Light Company
Former Manufactured Gas Plant Site
Augusta, Richmond County, Georgia
HSI No. 10132

Prepared for:	Atlanta Gas Light Company Ten Peachtree Pl NE, 17th Floor, Atlanta, Georgia 30309
Date:	December 1, 2017
Prepared by:	Amec Foster Wheeler Environment & Infrastructure, Inc. 1075 Big Shanty Road NW, Suite 100, Kennesaw, Georgia 30144
Project No.:	6122140098

TABLE OF CONTENTS

Page

1.0 INTRODUCTION 1

2.0 BACKGROUND 1

3.0 WATER USAGE SURVEY 1

3.1 INFORMATION SOURCES 2
3.2 PREVIOUS REPORTS 2
3.3 PUBLIC INFORMATION RESULTS 6
3.4 GENERAL AREA RECONNAISSANCE 7

4.0 CONCLUSIONS 7

5.0 REFERENCES 8

LIST OF FIGURES

Figure 1 Water Usage Survey Map

LIST OF ATTACHMENTS

Attachment 1 EDR Report

Attachment 2 City of Augusta Water Department Well Location Map

Attachment 3 Georgia Regents University Site Map

1.0 INTRODUCTION

A water usage survey has been completed by Amec Foster Wheeler, on behalf of Atlanta Gas Light Company, for the Former Manufactured Gas Plant property located at 807 Walton Way in Augusta, Richmond County, Georgia. The survey consisted primarily of a review of readily available local, state and federal information regarding drinking water wells and drinking water intakes for the area lying within one mile of the subject site, a driving reconnaissance, and interviews with personnel at City of Augusta Utilities Department.

2.0 BACKGROUND

The subject site is located within the boundaries of the Urban Services District. The Urban Services District is defined by the Augusta-Richmond County Code as "that area of Richmond County coterminous with the corporate limits of the former City of Augusta as said corporate limits existed as of December 31, 1995." According to the Augusta-Richmond County Code Section 3-7-43, it is unlawful to dig, operate, or maintain any well for the purposes of producing water except those wells which are recommended to be permitted by the commissioner of public works and approved by the Commission. The wells are to be for the exclusive use of providing water for medical or municipal purposes and are subject to approval of the Richmond County Health Department.

During environmental investigations, dissolved phase impacts to groundwater were identified in multiple locations on the subject property. In support of the development of proposed institutional controls to be implemented at the subject site as part of the Voluntary Remediation Program, Amec Foster Wheeler updated the survey of drinking water wells and surface water intakes which might be present within one mile of the site.

3.0 WATER USAGE SURVEY

The findings of the water usage survey are detailed in the following sections. Amec Foster Wheeler considered the one mile distance to extend in all directions from the edges of the area encompassing the maximum extent of the dissolved phase impacts identified on the subject site as shown on Figure 1. Note that the one-mile radius is within the Urban Services District (i.e. city limits).

The Savannah River is located approximately 4,000 feet north-northeast of the subject site. The river forms the boundary between Georgia and South Carolina and is considered a hydrogeologic barrier. Therefore, drinking water sources in South Carolina were not researched. Water for Augusta's system is obtained either from the Savannah River via the

Augusta Canal, upstream of the subject site or groundwater obtained from the Basal Cretaceous Aquifer. The Basal Cretaceous Aquifer is situated below the Upper Cretaceous Aquifer which is not developed as a significant groundwater source. Wells that tap the Basal Cretaceous Aquifer are located south and southeast of the city and are not located downgradient of the subject site.

3.1 INFORMATION SOURCES

Amec Foster Wheeler initially assessed the potential presence of drinking water sources in the site area by a review of publicly available information sources listed below:

- The Hydrogeology of the Coastal Plain Strata of Richmond and Northern Burke Counties, Georgia, Georgia Department of Natural Resources (DNR) Environmental Protection Division (EPD) Georgia Geologic Survey (GGS), Information Circular 61;
- EDR radius report with three mile well search in 2016 and one-mile well search for 2017 update;
- Georgia EPD Hazardous Site Inventory/Hazardous Site Response Act (HSI/HSRA) file review;
- City of Augusta, Georgia Utilities Department;
- Report of Groundwater Usage Survey, MACTEC Engineering and Consulting, Inc., dated May 5, 2009;
- Water Usage Survey, Amec Foster Wheeler, dated 2015;
- Water Usage Survey, Amec Foster Wheeler, dated 2016.

Amec Foster Wheeler also attempted to physically locate wells noted within one mile of the subject property, based on the records review, by performing a vehicular reconnaissance (windshield survey) of the area. We also attempted to visually identify any evidence of private wells (i.e. wellheads, pump houses) while performing the area reconnaissance.

3.2 PREVIOUS REPORTS

<u>Report of Groundwater Usage Survey, MACTEC Engineering and Consulting, Inc., dated May 5, 2009.</u>

The 2009 report identified one irrigation well within one mile of the subject site. This well, located approximately 0.6 miles north-northwest of the subject site, was originally used for cooling of machinery in a textile mill. The textile mill was reportedly destroyed by fire in the late 1970s or early 1980s. The property was redeveloped as garden areas for the Georgia Golf Hall of Fame, and the well was utilized for irrigation of the butterfly garden areas from approximately 2001 to 2004. In 2007, the gardens were closed. The property appeared to be overgrown and abandoned during the time of our recent area reconnaissance.

Water Usage Survey, Amec Foster Wheeler, dated 2015.
The records review and general area reconnaissance search identified no active wells or surface water intakes used for drinking water within a one mile radius of the subject site. The properties surrounding the subject site are supplied with municipal water.

Water Usage Survey, Amec Foster Wheeler, dated 2016.
The records review and general area reconnaissance search identified no active wells or surface water intakes used for drinking water within a one mile radius of the subject site. The properties surrounding the subject site are supplied with municipal water. The well usage surveys identified one irrigation well within 1 mile of the site. The Riverside Mill irrigation well was located northwest of site, side gradient, and not hydrologically connected to the site groundwater. The former Riverside Mill/Georgia Golf Hall of Fame/Augusta Botanical garden is currently being redeveloped as the Georgia Cyber Innovation and Training center as part of Augusta University's Riverfront Campus. The irrigation water well was no longer in service for garden irrigation, and was properly abandoned in early 2017. A site survey revealed no other water wells on the property.

GA EPD File Review Summary
In 2016 Amec Foster Wheeler requested a GeoCheck Radius report from Environmental Data Resources (EDR) in order to identify Hazardous Site Response Act (HSRA) notifications near the site which may have conducted groundwater well surveys. In addition, a physical setting source report was also requested to identify potential receptors within a three-mile radius of the site. These reports from EDR search federal and state databases and are provided as Attachment 1. Based on the EDR report, eleven HSRA notifications were reviewed in the EPD files. EPD was unable to locate any files for W.C. Caye Property and Holox Welding Supplies listed in the EDR report. Below is a summary of the EPD file reviews.

1) Mcteer Food and Fuel, HSI #10916

- Located at 1237 Gordon Highway Augusta GA
- Notification Date December 30, 2010 of lead in soil
- GAEPD performed a field inspection and drinking water well survey on February 1, 2011
    - Letter received December 30, 2011 from Logic Environmental dated December 21, 2010 stated a residential drinking water well was reported at 2062 Walnut Street, however a private drinking water well could not be located within a 3-mile radius of the site
- Survey did not reveal the location of any drinking water wells within 3 miles of site.

2) D'Antignac Street

- Located at 916 D'Antignac Street, Augusta GA

- Notification Date May 3, 2002 for PCE in groundwater due to historic Level Two Canal crossing property
- GAEPD memorandum dated August 16, 2002 states numerous drinking water surveys were conducted within four miles of site. The surveys confirmed that all homes within one mile of site are connected to a county drinking water supply. GAEPD drinking water wells database shows the city water wells are located more than 2 miles southwest of the site.
- Survey did not reveal the location of any drinking water wells within 2 miles of site.

3) Garden Walk Apartments

- Located at 701 Hall Street, Augusta GA
- Notification Date June 2, 2010 for release of VOCs to groundwater due to off-site sources though vapor intrusion study showed no on site building impacts
- Notification form states distance to well or spring as 1 to 2 miles
- A well survey was conducted by AEI on March 30, 2010 concluding no wells within 1 mile of site
- EPD correspondence July 15, 2010 concludes no wells within 1 mile of site.

4) Twiggs Street

- Located at 1210 Twiggs Street, Augusta GA
- Notification Date September 19, 2008 for release of VOCs to groundwater
- A well survey was conducted by Advanced Environmental Management Inc. on August 19, 2008 concluding no wells within 1 mile of site
- EPD well database map dated August 11, 2008 concludes no wells within 1 mile of site.

5) Former Barton Building

- Located at 1225 D'Antignac Street, Augusta GA
- Notification Date May 12, 2005 for release of VOCs to groundwater and soil
- Reconnaissance and well survey was conducted by GAEPD on June 13, 2005 which concluded based on USGS well survey map the nearest known well is 1 to 2 miles from the site identified as Archer Daniels, an industrial well.

6) Elliott Funeral Home

- Located at 1128 Telfair Street, Augusta GA
- Notification Date August 25, 2015 for release of formaldehyde to soil
- GAEPD memorandum dated September 25, 2015 concluded numerous well searches have been conducted in the vicinity, and while unused wells are indicated to be within 1 mile of the site, there are no known drinking water wells nearby. USGS well survey map shows the nearest known well is 1 to 2 miles from the site identified as Archer Daniels, an industrial well.

7) Kinsey Auto

- Located at 508 – 528 13th Street, Augusta GA
- Notification Date March 5, 2009 for VOCs and SVOCs in groundwater

- GAEPD trip report dated May 4, 2009 concluded a three mile windshield well survey identified no wells and residents in the area are served by city water. USGS well survey map shows the nearest known well is 1 to 2 miles from the site identified as Archer Daniels, an industrial well.

8) Former Georgia Golf

- Located at One 11th Street, Augusta GA
- Notification Date August 17, 2010 for barium and benzene in groundwater and metals in soil
- Designated areas exceeding notification concentration and residential risk reduction standards were excavated between May and July 2016 for remediation of site, based on Amec Foster Wheeler's Report of Environmental Soil Assessment and Remediation dated August 31, 2016
- GAEPD well survey completed for August 17, 2010 release notification concludes nearest drinking water well is greater than two miles from the site. GAEPD correspondence dated September 2, 2016 concluded the nearest drinking water well located greater than two miles away from site. USGS well survey map shows the nearest known well is 2 to 3 miles from the site identified as Archer Daniels, an industrial well

9) Phoenix Oil

- Located at 625 Fifth Street, Augusta GA
- Notification Date October 12, 2006 for VOCs in soil
- Correspondences with Teresa Hardy dated August 4, 2006 state no active public water system sources were found to be located within 3 mile radius of site.
- Correspondences in 2006 with Mr. Blount, Director of Augusta Water Lab states that the intake on the Savannah River for the Augusta Richmond county Water System is located approximately five miles northwest of the site and that there are no public water wells within the applicable search radius and no private wells within the August city limits.
- GAEPD well survey concludes no drinking water wells within three miles from the site based on GAEPD well map dated October 23, 2006. USGS well survey map shows the nearest known well is 1 to 2 miles from the site identified as Archer Daniels, an industrial well.

10) 626 Thirteenth Street

- Located 0.515 miles from site at 626 Thirteenth Street
- Notification Date July 11, 2000
- Two unknown use wells identified in associated with Hotel Bonaire and Riverside Mill. According to the notification form, the maintenance superintendent of the Bonaire had no knowledge of any wells and a November 18, 1996 phone log by John Hetrick indicates the Bonaire uses public water and has no drinking water well. In addition, Riverside Mill was torn down for construction of the Georgia Golf Hall of Fame and could not be located during the site reconnaissance.
- Survey did not reveal the location of any drinking water wells within 2 miles of site.

11) Burch Lowe Site

- Located 0.684 miles from site at 520 Reynolds Street

- Notification Date Dec 23, 1994
- Officials from both the city of Augusta, GA and North Augusta, SC stated that there were no public or private wells within their city limits and that private wells were illegal
- Richmond County officials state the only drinking water well within 3-mile radius of site is at Castleberry's Food Company, eight inch diameter extending 441 feet.

3.3 PUBLIC INFORMATION RESULTS

The public records review identified one groundwater well within one mile of the subject property (Figure 1). The description of the well was Riverside Mills with a depth of 265 feet and an unknown use reported. This well location was associated with irrigation at the former botanical gardens for the Georgia Golf Hall of Fame/Augusta Botanical Gardens. This well was abandoned in early 2017 in preparation for site redevelopment as the Georgia Cyber Innovation and Training Center. No surface water intakes were identified within the search distance. Numerous federal and state water wells were reported within a three-mile radius of the site, and no public water supply system wells were reported.

The 2016 Amec Foster Wheeler report also identified the Riverside Mills well as an irrigation well within one mile of the subject site. This well, located approximately 0.6 miles north-northwest of the subject site, was originally used for cooling of machinery in a textile mill. The textile mill was reportedly destroyed by fire in the late 1970s or early 1980s. The property was redeveloped as garden areas for the Georgia Golf Hall of Fame and the well was utilized for irrigation of the butterfly garden areas from approximately 2001 to 2004. In 2007, the gardens were closed. In 2009, the property appeared to be overgrown and abandoned during the time of reconnaissance. In 2016, the property was undergoing remediation, and is currently being redeveloped as the Georgia Cyber Innovation and Training Center. This well was considered side gradient and not hydrologically connected to the site groundwater, and has been abandoned.

Current well usage surveys identified two other wells over 1 mile in the vicinity of the site. The Archer Daniels well, an industrial well approximately 68 feet deep is located south of the site, side gradient, and not hydrologically connected to the site groundwater. The USGS well 30BB51, W.H. Green Well 43, unknown use approximately 270 feet deep constructed in 1900 is located northeast of the site and considered side gradient and is not hydrologically connected to the site groundwater.

Amec Foster Wheeler contacted the City of Augusta Utilities Department to obtain additional information regarding possible well locations and surface water intakes in the site vicinity. Ms. Michelle Brice of the City of Augusta Utilities Department indicated that to her knowledge there are no properties within the city limits that utilize wells for drinking water. According to the City of Augusta Utilities Department website (Augusta Water, 2016) and a well location map provided by Ms. Michelle Brice, dated October 5, 2016 (Attachment 2), the City obtains its water from both surface and groundwater sources, and all water intake stations are located outside a one-mile radius from the site. Water for Augusta's system is obtained either from the Savannah River via the Augusta Canal, upstream of the subject site or groundwater obtained from the Basal Cretaceous Aquifer. The Basal Cretaceous Aquifer is situated below the Upper Cretaceous Aquifer which is not developed as a significant groundwater source. Wells that tap the Basal Cretaceous Aquifer are located south and southeast of the city and are not located downgradient of the subject site.

3.4 GENERAL AREA RECONNAISSANCE

On August 18, 2017, a general reconnaissance of the area within a one-mile radius of the subject property boundaries was performed. The reconnaissance involved visual observations from public roadways. One potential irrigation well was identified during desk top analysis (the Riverside Mills well), and was observed to have been abandoned for previously mentioned redevelopment. Municipal water meters were observed at residences and commercial structures in the survey area. A reference map from Georgia Regents University, included as Attachment 3, identified an abandoned well on the northeast side of the property and a well on the northwest side of the property. Site reconnaissance identified a concrete sump which may have been identified as a well on the survey. Otherwise no well was observed at the northwest side of the property.

4.0 CONCLUSIONS

Based on the data obtained during the water usage survey, Amec Foster Wheeler offers the following conclusions:

- The groundwater flow beneath the site is interpreted to the east southeast in general based on surface topography and local potentiometric data.
- The records review and general area reconnaissance search identified no active wells or surface water intakes used for drinking water within a one mile radius of the subject site.
- Current well usage surveys identified only one irrigation well within 1 mile of the site
    - Riverside Mill was an irrigation well located northwest of site, side gradient, and not hydrologically connected to the site groundwater. This well location was

associated with irrigation at the former botanical gardens for the Georgia Golf Hall of Fame/Augusta Botanical Gardens. This well was abandoned in early 2017 in preparation for site redevelopment as the Georgia Cyber Innovation and Training Center.

- Current well usage surveys identified two other wells within the 1 to 2 mile vicinity of the site:
    - Archer Daniels, an industrial well located southwest of site, side gradient, and not hydrologically connected to the site groundwater
    - USGS Well 30BB51, W.H. Green Well 43, located northeast of the site and not hydrologically connected to the site groundwater.
- EDR identified 13 HSRA notification sites in the vicinity of the site. Amec Foster Wheeler reviewed EPD files for 11 of these sites (EPD could not locate files for two of the sites), which confirmed the findings of the current and past water usage survey conducted for the AGL site.
- The properties surrounding the subject site are supplied with municipal water. According to the Augusta-Richmond County Code Section 3-7-43, it is unlawful to dig, operate, or maintain any well for the purposes of producing water except those wells which are recommended to be permitted by the commissioner of public works and approved by the Commission. The wells are to be for the exclusive use of providing water for medical or municipal purposes and are subject to approval of the Richmond County Health Department. No permitted special use wells were identified within a one mile radius of the subject site.

5.0 REFERENCES

Augusta Water - Commitment. City of Augusta Utilities Department. http://www.augustaga.gov/1104/Augusta-Water Accessed October 4, 2016.

FIGURE

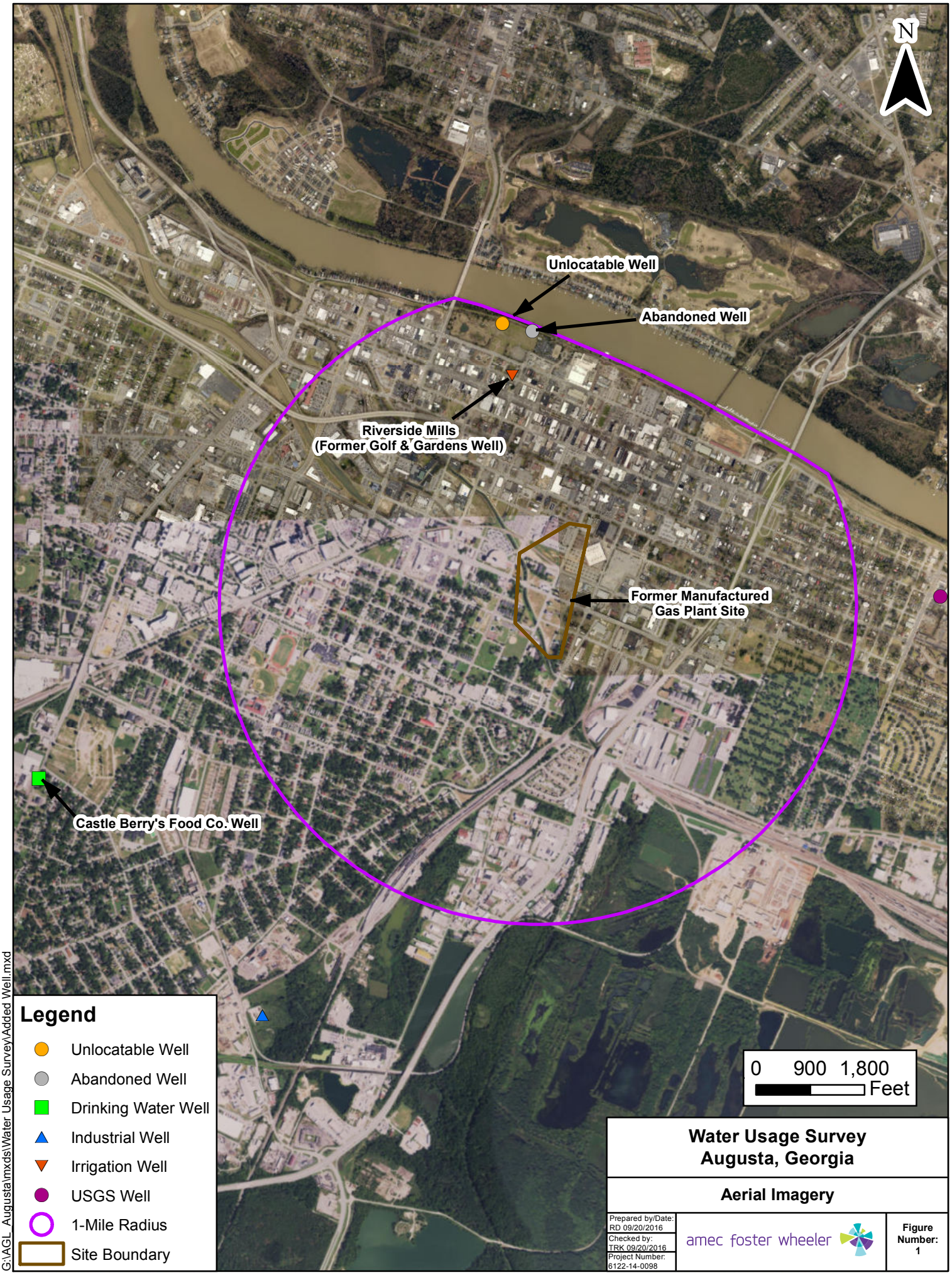

Water Usage Survey
Augusta, Georgia

Aerial Imagery

Prepared by/Date: RD 09/20/2016	amec foster wheeler	Figure Number: 1
Checked by: TRK 09/20/2016		
Project Number: 6122-14-0098		

G:\AGL_Augusta\mxds\Water Usage Survey\Added Well.mxd

ATTACHMENT 1

EDR REPORT

GTA-Augusta
1 11th Street
Augusta, GA 30901

Inquiry Number: 4921465.2s
April 28, 2017

The EDR Radius Map™ Report with GeoCheck®

6 Armstrong Road, 4th floor
Shelton, CT 06484
Toll Free: 800.352.0050
www.edrnet.com

TABLE OF CONTENTS

SECTION	PAGE
Executive Summary	ES1
Overview Map	2
Detail Map	3
Map Findings Summary	4
Map Findings	8
Orphan Summary	149
Zip Scan Report	ZIP-1
Government Records Searched/Data Currency Tracking	GR-1

GEOCHECK ADDENDUM

Physical Setting Source Addendum	A-1
Physical Setting Source Summary	A-2
Physical Setting SSURGO Soil Map	A-5
Physical Setting Source Map	A-9
Physical Setting Source Map Findings	A-11
Physical Setting Source Records Searched	PSGR-1

Thank you for your business.
Please contact EDR at 1-800-352-0050
with any questions or comments.

Disclaimer - Copyright and Trademark Notice

This Report contains certain information obtained from a variety of public and other sources reasonably available to Environmental Data Resources, Inc. It cannot be concluded from this Report that coverage information for the target and surrounding properties does not exist from other sources. **NO WARRANTY EXPRESSED OR IMPLIED, IS MADE WHATSOEVER IN CONNECTION WITH THIS REPORT. ENVIRONMENTAL DATA RESOURCES, INC. SPECIFICALLY DISCLAIMS THE MAKING OF ANY SUCH WARRANTIES, INCLUDING WITHOUT LIMITATION, MERCHANTABILITY OR FITNESS FOR A PARTICULAR USE OR PURPOSE. ALL RISK IS ASSUMED BY THE USER. IN NO EVENT SHALL ENVIRONMENTAL DATA RESOURCES, INC. BE LIABLE TO ANYONE, WHETHER ARISING OUT OF ERRORS OR OMISSIONS, NEGLIGENCE, ACCIDENT OR ANY OTHER CAUSE, FOR ANY LOSS OF DAMAGE, INCLUDING, WITHOUT LIMITATION, SPECIAL, INCIDENTAL, CONSEQUENTIAL, OR EXEMPLARY DAMAGES. ANY LIABILITY ON THE PART OF ENVIRONMENTAL DATA RESOURCES, INC. IS STRICTLY LIMITED TO A REFUND OF THE AMOUNT PAID FOR THIS REPORT.** Purchaser accepts this Report "AS IS". Any analyses, estimates, ratings, environmental risk levels or risk codes provided in this Report are provided for illustrative purposes only, and are not intended to provide, nor should they be interpreted as providing any facts regarding, or prediction or forecast of, any environmental risk for any property. Only a Phase I Environmental Site Assessment performed by an environmental professional can provide information regarding the environmental risk for any property. Additionally, the information provided in this Report is not to be construed as legal advice.

Copyright 2017 by Environmental Data Resources, Inc. All rights reserved. Reproduction in any media or format, in whole or in part, of any report or map of Environmental Data Resources, Inc., or its affiliates, is prohibited without prior written permission.

EDR and its logos (including Sanborn and Sanborn Map) are trademarks of Environmental Data Resources, Inc. or its affiliates. All other trademarks used herein are the property of their respective owners.

EXECUTIVE SUMMARY

A search of available environmental records was conducted by Environmental Data Resources, Inc (EDR). The report was designed to assist parties seeking to meet the search requirements of EPA's Standards and Practices for All Appropriate Inquiries (40 CFR Part 312), the ASTM Standard Practice for Environmental Site Assessments (E 1527-13) or custom requirements developed for the evaluation of environmental risk associated with a parcel of real estate.

TARGET PROPERTY INFORMATION

ADDRESS

1 11TH STREET
AUGUSTA, GA 30901

COORDINATES

Latitude (North):	33.4800500 - 33˚ 28' 48.18''
Longitude (West):	81.9719100 - 81˚ 58' 18.87''
Universal Tranverse Mercator:	Zone 17
UTM X (Meters):	409699.3
UTM Y (Meters):	3704737.2
Elevation:	141 ft. above sea level

USGS TOPOGRAPHIC MAP ASSOCIATED WITH TARGET PROPERTY

Target Property Map:	6044439 AUGUSTA EAST, GA
Version Date:	2014

AERIAL PHOTOGRAPHY IN THIS REPORT

Portions of Photo from:	20150914
Source:	USDA

MAPPED SITES SUMMARY

Target Property Address:
1 11TH STREET
AUGUSTA, GA 30901

Click on Map ID to see full detail.

MAP ID	SITE NAME	ADDRESS	DATABASE ACRONYMS	RELATIVE ELEVATION	DIST (ft. & mi.) DIRECTION
A1	FORMER GEORGIA GOLF	1 11TH STREET	GA NON-HSI		TP
B2	HARRIS AUTO SERVICE	28 13TH ST	EDR Hist Auto	Lower	6, 0.001, West
B3	STANDARD AUTO WRECKI	30 13TH	EDR Hist Auto	Lower	10, 0.002, West
C4	RIP S BODY SHOP	1127 REYNOLDS	EDR Hist Auto	Lower	11, 0.002, SE
D5	SATCHER E B GARAGE	1217 REYNOLDS	EDR Hist Auto	Lower	11, 0.002, SW
B6	NOBLE WILLIS G	1249 REYNOLDS	EDR Hist Auto	Lower	11, 0.002, West
A7	A AND B PAINT AND BO	1205 REYNOLDS ST	EDR Hist Auto	Lower	11, 0.002, SSW
A8	SATCHER E AND JR GAR	1215 REYNOLDS ST	EDR Hist Auto	Lower	12, 0.002, SW
D9	SATCHER E B JR GARAG	1219 REYNOLDS	EDR Hist Auto	Lower	12, 0.002, SW
D10	JENNINGS AUTO MACH S	1223 REYNOLDS ST	EDR Hist Auto	Lower	12, 0.002, WSW
B11	HENSLEY S SERVICE GA	1261 REYNOLDS	EDR Hist Auto	Lower	14, 0.003, West
B12	QUALITY CLEANERS	34 13TH	EDR Hist Cleaner	Lower	17, 0.003, West
B13	REID GROVER C	34 13TH	EDR Hist Auto	Lower	17, 0.003, West
B14	HENSLEY S PUROL SERV	46 13TH	EDR Hist Auto	Lower	40, 0.008, West
15	REYNOLDS GARAGE	1240 REYNOLDS ST	EDR Hist Auto	Lower	81, 0.015, WSW
B16	COPHER F M	41 13TH	EDR Hist Cleaner	Lower	117, 0.022, West
C17	AUGUSTA FIRE HOUSE #	1099 REYNOLDS ST	GA LUST, GA UST, GA Financial Assurance	Lower	117, 0.022, SE
B18	TUTEN H A SERVICE ST	45 13TH	EDR Hist Auto	Lower	118, 0.022, West
B19	SCHNEIDER S SERVICE	49 13TH	EDR Hist Auto	Lower	118, 0.022, West
B20		47 13TH ST	EDR Hist Auto	Lower	118, 0.022, West
B21	PAUL S ATLANTIC SERV	47 13TH ST	EDR Hist Auto	Lower	118, 0.022, West
B22	DOUGHTY MOTOR SERVIC	102 13TH ST	EDR Hist Auto	Lower	124, 0.023, West
B23	THOMAS HENRY J	130 13TH	EDR Hist Cleaner	Lower	133, 0.025, West
B24	RACO GAS STATION	101 USHY 25	EDR Hist Auto	Lower	153, 0.029, West
C25	IDEAL PRESSING CLUB	120 11TH	EDR Hist Cleaner	Lower	155, 0.029, SE
B26	GEORGIA BRAKE SAFETY	1308 REYNOLDS ST	EDR Hist Auto	Lower	202, 0.038, West
B27	GRAHAM CHAS	1310 REYNOLDS	EDR Hist Auto	Lower	217, 0.041, West
B28	SULLIVAN AND BRADY	111 13TH	EDR Hist Cleaner	Lower	220, 0.042, West
B29	WEEKS AUTO REPAIR &	101 13TH ST	EDR Hist Auto	Lower	221, 0.042, West
B30	CAVE AUTO SERV	121 13TH ST	EDR Hist Auto	Lower	229, 0.043, West
B31	FRYER D W	133 13TH	EDR Hist Cleaner	Lower	240, 0.045, West
C32	RALPH S AUTO SERVICE	1123 JONES	EDR Hist Auto	Lower	245, 0.046, South
E33	FRYER D W	126 12TH	EDR Hist Cleaner	Lower	260, 0.049, South
E34	BUTLERS ALIGNMENT &	111 12TH ST	EDR Hist Auto	Lower	266, 0.050, SSW
E35	QUALITY CLEANERS	119 12TH ST	EDR Hist Cleaner	Lower	283, 0.054, SSW
E36	QUALITY CLEANERS	121 12TH	EDR Hist Cleaner	Lower	286, 0.054, SSW
F37	RHODES AUTO SERVICE	1323 REYNOLDS	EDR Hist Auto	Lower	306, 0.058, West
G38	E Z MOTOR EXCHANGE	1130 JONES	EDR Hist Auto	Lower	324, 0.061, SSE
F39	CAVE AUTO SERVICE	1307 JONES ST	EDR Hist Auto	Lower	338, 0.064, West

MAPPED SITES SUMMARY

Target Property Address:
1 11TH STREET
AUGUSTA, GA 30901

Click on Map ID to see full detail.

MAP ID	SITE NAME	ADDRESS	DATABASE ACRONYMS	RELATIVE ELEVATION	DIST (ft. & mi.) DIRECTION
H40	JONES S H	1011 JONES	EDR Hist Auto	Lower	362, 0.069, SE
I41	DICKS BROS PAINT AND	1296 JONES ST	EDR Hist Auto	Lower	372, 0.070, WSW
E42	SIMKINS SEED CO.	1129 BROAD ST.	SEMS-ARCHIVE	Lower	413, 0.078, South
H43	MURPHY S GARAGE	1005 JONES	EDR Hist Auto	Lower	428, 0.081, SE
F44	AUGUSTA BODY WORKS	1321 JONES ST	EDR Hist Auto	Lower	431, 0.082, West
E45	STANDARD AUTO SUPPLY	1151 BROAD	EDR Hist Auto	Lower	434, 0.082, South
H46	MOORE EDENFIELD ELEC	1033 BROAD	EDR Hist Auto	Lower	457, 0.087, SSE
I47	GOODYEAR ASC 2128	1285 BROAD ST	GA LUST, GA UST, GA Financial Assurance	Lower	501, 0.095, SW
I48	GOODYEAR AUTO SERVIC	1285 BROAD ST	RCRA NonGen / NLR, FINDS, ECHO	Lower	501, 0.095, SW
J49		1213 BROAD ST	EDR Hist Auto	Lower	506, 0.096, SSW
J50	PLATZBLATT JACK Y	1209 BROAD	EDR Hist Auto	Lower	508, 0.096, SSW
51	LEE SAM	1281 BROAD	EDR Hist Cleaner	Lower	518, 0.098, SW
J52	AUGUSTA TAILORING CO	1241 BROAD	EDR Hist Cleaner	Lower	523, 0.099, SSW
J53	EDELSTEIN JACOB	1239 BROAD	EDR Hist Cleaner	Lower	523, 0.099, SSW
E54	CHUN DER	1203 BROAD	EDR Hist Cleaner	Lower	525, 0.099, SSW
F55	AIKEN AUTO PARTS ICN	1337 REYNOLDS ST	RCRA-CESQG, FINDS, ECHO	Lower	529, 0.100, West
J56	OSBON S CAR CARE CEN	1253 BROAD ST	EDR Hist Auto	Lower	547, 0.104, SW
G57	WOO BOW	1145 BROAD	EDR Hist Cleaner	Lower	553, 0.105, South
G58	FORMER GENERAL TIRE	1165 BROAD ST	GA LUST, GA UST, GA Financial Assurance	Lower	555, 0.105, South
I59	YICK SAM	1305 BROAD	EDR Hist Cleaner	Lower	567, 0.107, WSW
I60	SERVICE CENTER	1301 BROAD	EDR Hist Auto	Lower	574, 0.109, WSW
H61	KEE FONG LB	1017 BROAD	EDR Hist Cleaner	Lower	629, 0.119, SSE
K62	JONES STREET GARAGE	954 JONES ST	EDR Hist Auto	Lower	643, 0.122, SE
63	WIGFALL GEO	209 11TH ST	EDR Hist Auto	Lower	643, 0.122, SSE
I64	JOW BENNY LAUNDRY	1284 BROAD	EDR Hist Cleaner	Lower	648, 0.123, WSW
L65	AUTOMOTIVE REFINISH	1350 REYNOLDS ST	RCRA NonGen / NLR, FINDS, ECHO	Lower	682, 0.129, West
L66	HOLOX WELDING SUPPLI	1355 REYNOLDS ST.	GA NON-HSI	Lower	704, 0.133, WNW
67	KENDRICK PAINT AND B	1333 BROAD ST	RCRA-SQG, FINDS, ECHO	Lower	711, 0.135, West
M68	BP OIL SITE #45242	203 13TH ST @ BROAD	RCRA NonGen / NLR	Lower	722, 0.137, WSW
M69	GARRENS CORNER BP	203 THIRTEENTH ST @	GA LUST, GA UST, GA Financial Assurance	Lower	722, 0.137, WSW
K70	METAMARK GENETICS	985 BROAD ST SUITE A	RCRA-SQG, ECHO	Lower	736, 0.139, SE
71	DUKE BUICK INC	1350 BROAD ST	RCRA NonGen / NLR, FINDS, ECHO	Lower	1073, 0.203, West
N72	BODIE JOHN & SONS	304 13TH ST	RCRA NonGen / NLR, FINDS, ECHO	Lower	1094, 0.207, SW
N73	BODIES SHELL	306 THIRTEENTH ST	GA UST, GA Financial Assurance	Lower	1096, 0.208, SW
O74	EDMUNDS RIVERWALK BA	902 REYNOLDS ST @ NI	GA UST, GA Financial Assurance	Higher	1129, 0.214, SE
75	W.C. CAYE PROPERTY	917-923 BROAD ST	GA NON-HSI	Higher	1138, 0.216, SE
O76	PARK RITE PARKING	845 REYNOLDS ST	GA LUST, GA UST, GA Financial Assurance	Higher	1335, 0.253, ESE
77	AT&T	937 GREENE ST	GA LUST, GA UST, GA Financial Assurance, GA TIER 2	Lower	1461, 0.277, SSE
P78	SIG COX, INC.	1431 GREENE STREET	GA SWF/LF	Lower	1585, 0.300, WSW

MAPPED SITES SUMMARY

Target Property Address:
1 11TH STREET
AUGUSTA, GA 30901

Click on Map ID to see full detail.

MAP ID	SITE NAME	ADDRESS	DATABASE ACRONYMS	RELATIVE ELEVATION	DIST (ft. & mi.) DIRECTION
P79	AUGUSTA NET INC	1439 GREENE ST	GA LUST, GA UST, GA Financial Assurance	Lower	1714, 0.325, WSW
80	PONTIAC MASTER INC	11TH AT TELFAIR	GA LUST, GA UST, FINDS, ECHO, GA Financial...	Lower	1777, 0.337, South
Q81	ELLIOTT FUNERAL HOME	1128 TELFAIR STREET	GA NON-HSI	Lower	1910, 0.362, SSW
Q82	ELLIOTT FUNERAL HOME	1128 TELFAIR STREET	GA LUST, GA BROWNFIELDS	Lower	1910, 0.362, SSW
R83	CITY OF AUGUSTA/FORM	412 NINTH STREET	GA LUST	Lower	1994, 0.378, SSE
84	KINSEY AUTO	508 13TH STREET	GA NON-HSI	Lower	2057, 0.390, SW
S85	CIRCLE K #2705372	1488 REYNOLDS ST	GA LUST, GA UST, GA Financial Assurance	Lower	2141, 0.405, WNW
86	BORDEN INC	914 TELFAIR ST	GA LUST, GA UST, GA Financial Assurance	Lower	2163, 0.410, SSE
87	ROCK-TENN	1311 WALKER ST.	GA SWF/LF, GA SWRCY, GA NPDES, GA TIER 2	Lower	2175, 0.412, SW
88	BLANCHE MILLS SITE	605 12TH STREET	SEMS-ARCHIVE	Lower	2194, 0.416, SSW
R89	NEW LIBRARY SITE	823 TELFAIR STREET	GA LUST, GA UST, GA Financial Assurance	Lower	2243, 0.425, SSE
S90	GA POWER/AUGUSTA CON	301 15TH ST	GA LUST, FINDS	Higher	2302, 0.436, WNW
91	BROWN TRANSPORT CORP	621 12TH ST	GA LUST, GA UST, GA Financial Assurance, GA NPDES	Lower	2410, 0.456, SSW
92	FIRST UNION NATIONAL	WALKER STREET AT 9TH	GA DEL SHWS	Lower	2473, 0.468, SSE
93	FORMER WILLIFORDS CL	426 AND 428 8TH STRE	GA NON-HSI	Lower	2563, 0.485, SSE
T94	SANDYS 4X4	628 THIRTEENTH ST	GA LUST, GA UST, GA Financial Assurance	Lower	2638, 0.500, SW
T95	626 THIRTEENTH STREE	626 THIRTEENTH STREE	GA NON-HSI	Higher	2720, 0.515, SW
96	DANIEL FIELD		FUDS	Lower	2787, 0.528, ENE
97	FIRST UNION NATIONAL	FENWICK STREET AT 10	GA DEL SHWS	Lower	2978, 0.564, South
98	BURCH LOWE SITE	520 REYNOLDS ST.	GA NON-HSI	Lower	3610, 0.684, ESE
99	FORMER BARTON BUILDI	1225 D' ANTIGNAC ST.	GA NON-HSI	Lower	3704, 0.702, SSW
100	FIRST UNION NATIONAL	FENWICK ST. @ 7TH ST	GA NON-HSI	Lower	3889, 0.737, SSE
U101	325 GEORGIA AVE	325 GEORGIA AVE	SC SHWS	Higher	3942, 0.747, North
V102	ATLANTA GAS LIGHT CO	807 8TH STREET	CORRACTS, RCRA NonGen / NLR, FINDS, ECHO	Lower	4000, 0.758, South
V103	ATLANTA GAS LIGHT CO	WALTON WAY & EIGHTH	GA SHWS	Lower	4000, 0.758, South
V104	AUGUSTA GAS LIGHT (C	805, 807 8TH STREET	EDR MGP	Lower	4000, 0.758, South
U105	344 GEORGIA AVENUE	344 GEORGIA AVE	SC SHWS, SC VCP	Higher	4053, 0.768, North
U106	NORTHWEST CORNER OF	375 GEORGIA AVE	SC SHWS	Higher	4071, 0.771, North
107	DANTIGNAL STREET SIT	916 DANTIGNAL STREET	GA NON-HSI	Lower	4112, 0.779, South
108	ONE HOUR CLEANERIZIN	417 GEORGIA AVE	SC SHWS, SC DRYCLEANERS	Higher	4340, 0.822, North
109	AUGUSTA GAS LIGHT (C	TAYLOR AND KING STRE	EDR MGP	Lower	4445, 0.842, SSE
W110	BROWN/WALLACE PROPER	15TH ST. @ WALTON WA	GA NON-HSI	Higher	4464, 0.845, WSW
W111	POWER CONTROL SYSTEM	15TH STREET @ WALTON	GA NON-HSI	Higher	4505, 0.853, WSW
W112	NG PROPERTY	15TH STREET @ WALTON	GA NON-HSI	Higher	4632, 0.877, WSW
113	PHOENIX OIL COMPANY	625 FIFTH STREET	GA NON-HSI, GA BROWNFIELDS	Lower	4798, 0.909, SE
114	523 GEORGIA AVENUE	523 GEORGIA AVE	SC SHWS	Higher	4950, 0.938, North
115	WESTERN SIZZLIN	1537 WALTON WAY	GA NON-HSI	Higher	5131, 0.972, WSW

EXECUTIVE SUMMARY

TARGET PROPERTY SEARCH RESULTS

The target property was identified in the following records. For more information on this property see page 8 of the attached EDR Radius Map report:

Site	Database(s)	EPA ID
FORMER GEORGIA GOLF 1 11TH STREET AUGUSTA, GA 30901	GA NON-HSI	N/A

DATABASES WITH NO MAPPED SITES

No mapped sites were found in EDR's search of available ("reasonably ascertainable ") government records either on the target property or within the search radius around the target property for the following databases:

STANDARD ENVIRONMENTAL RECORDS

Federal NPL site list

NPL ..... National Priority List
Proposed NPL ..... Proposed National Priority List Sites
NPL LIENS ..... Federal Superfund Liens

Federal Delisted NPL site list

Delisted NPL ..... National Priority List Deletions

Federal CERCLIS list

FEDERAL FACILITY ..... Federal Facility Site Information listing
SEMS ..... Superfund Enterprise Management System

Federal RCRA non-CORRACTS TSD facilities list

RCRA-TSDF ..... RCRA - Treatment, Storage and Disposal

Federal RCRA generators list

RCRA-LQG ..... RCRA - Large Quantity Generators

Federal institutional controls / engineering controls registries

LUCIS ..... Land Use Control Information System
US ENG CONTROLS ..... Engineering Controls Sites List
US INST CONTROL ..... Sites with Institutional Controls

Federal ERNS list

ERNS ..... Emergency Response Notification System

EXECUTIVE SUMMARY

State and tribal landfill and/or solid waste disposal site lists

SC SWF/LF ..... Permitted Landfills List

State and tribal leaking storage tank lists

SC LUST ..... Leaking Underground Storage Tank List
INDIAN LUST ..... Leaking Underground Storage Tanks on Indian Land

State and tribal registered storage tank lists

FEMA UST ..... Underground Storage Tank Listing
SC UST ..... Comprehensive Underground Storage Tanks
GA AST ..... Above Ground Storage Tanks
SC AST ..... Aboveground Storage Tank List
INDIAN UST ..... Underground Storage Tanks on Indian Land

State and tribal institutional control / engineering control registries

GA INST CONTROL ..... Public Record List
GA AUL ..... Uniform Environmental Covenants
SC AUL ..... Land Use Controls

State and tribal voluntary cleanup sites

GA VCP ..... Voluntary Cleanup Program site
INDIAN VCP ..... Voluntary Cleanup Priority Listing

State and tribal Brownfields sites

SC BROWNFIELDS ..... Brownfields Sites Listing

ADDITIONAL ENVIRONMENTAL RECORDS

Local Brownfield lists

US BROWNFIELDS ..... A Listing of Brownfields Sites

Local Lists of Landfill / Solid Waste Disposal Sites

GA HIST LF ..... Historical Landfills
SC SWRCY ..... Solid Waste Recycling Facilities
INDIAN ODI ..... Report on the Status of Open Dumps on Indian Lands
DEBRIS REGION 9 ..... Torres Martinez Reservation Illegal Dump Site Locations
ODI ..... Open Dump Inventory
IHS OPEN DUMPS ..... Open Dumps on Indian Land

Local Lists of Hazardous waste / Contaminated Sites

US HIST CDL ..... Delisted National Clandestine Laboratory Register
GA CDL ..... Clandestine Drug Labs
SC CDL ..... Clandestine Drug Lab Sites
US CDL ..... National Clandestine Laboratory Register

EXECUTIVE SUMMARY

Local Land Records

LIENS 2	CERCLA Lien Information

Records of Emergency Release Reports

HMIRS	Hazardous Materials Information Reporting System
GA SPILLS	Spills Information
SC SPILLS	Spills Database List
GA SPILLS 90	SPILLS 90 data from FirstSearch
SC SPILLS 90	SPILLS 90 data from FirstSearch

Other Ascertainable Records

DOD	Department of Defense Sites
SCRD DRYCLEANERS	State Coalition for Remediation of Drycleaners Listing
US FIN ASSUR	Financial Assurance Information
EPA WATCH LIST	EPA WATCH LIST
2020 COR ACTION	2020 Corrective Action Program List
TSCA	Toxic Substances Control Act
TRIS	Toxic Chemical Release Inventory System
SSTS	Section 7 Tracking Systems
ROD	Records Of Decision
RMP	Risk Management Plans
RAATS	RCRA Administrative Action Tracking System
PRP	Potentially Responsible Parties
PADS	PCB Activity Database System
ICIS	Integrated Compliance Information System
FTTS	FIFRA/ TSCA Tracking System - FIFRA (Federal Insecticide, Fungicide, & Rodenticide Act)/TSCA (Toxic Substances Control Act)
MLTS	Material Licensing Tracking System
COAL ASH DOE	Steam-Electric Plant Operation Data
COAL ASH EPA	Coal Combustion Residues Surface Impoundments List
PCB TRANSFORMER	PCB Transformer Registration Database
RADINFO	Radiation Information Database
HIST FTTS	FIFRA/TSCA Tracking System Administrative Case Listing
DOT OPS	Incident and Accident Data
CONSENT	Superfund (CERCLA) Consent Decrees
INDIAN RESERV	Indian Reservations
FUSRAP	Formerly Utilized Sites Remedial Action Program
UMTRA	Uranium Mill Tailings Sites
LEAD SMELTERS	Lead Smelter Sites
US AIRS	Aerometric Information Retrieval System Facility Subsystem
US MINES	Mines Master Index File
ABANDONED MINES	Abandoned Mines
DOCKET HWC	Hazardous Waste Compliance Docket Listing
UXO	Unexploded Ordnance Sites
FUELS PROGRAM	EPA Fuels Program Registered Listing
GA AIRS	Permitted Facility and Emissions Listing
SC AIRS	Permitted Airs Facility Listing
GA COAL ASH	Coal Ash Disposal Site Listing
SC COAL ASH	Coal Ash Disposal Sites
GA DRYCLEANERS	Drycleaner Database
SC Financial Assurance	Financial Assurance Information Listing

EXECUTIVE SUMMARY

SC NPDES..... Waste Water Treatment Facilities Listing

EDR RECOVERED GOVERNMENT ARCHIVES

Exclusive Recovered Govt. Archives

GA RGA HWS..... Recovered Government Archive State Hazardous Waste Facilities List
SC RGA HWS..... Recovered Government Archive State Hazardous Waste Facilities List
GA RGA LF..... Recovered Government Archive Solid Waste Facilities List
SC RGA LF..... Recovered Government Archive Solid Waste Facilities List
GA RGA LUST..... Recovered Government Archive Leaking Underground Storage Tank
SC RGA LUST..... Recovered Government Archive Leaking Underground Storage Tank

SURROUNDING SITES: SEARCH RESULTS

Surrounding sites were identified in the following databases.

Elevations have been determined from the USGS Digital Elevation Model and should be evaluated on a relative (not an absolute) basis. Relative elevation information between sites of close proximity should be field verified. Sites with an elevation equal to or higher than the target property have been differentiated below from sites with an elevation lower than the target property.
Page numbers and map identification numbers refer to the EDR Radius Map report where detailed data on individual sites can be reviewed.

Sites listed in ***bold italics*** are in multiple databases.

Unmappable (orphan) sites are not considered in the foregoing analysis.

STANDARD ENVIRONMENTAL RECORDS

Federal CERCLIS NFRAP site list

SEMS-ARCHIVE: SEMS-ARCHIVE (Superfund Enterprise Management System Archive) tracks sites that have no further interest under the Federal Superfund Program based on available information. The list was formerly known as the CERCLIS-NFRAP, renamed to SEMS ARCHIVE by the EPA in 2015. EPA may perform a minimal level of assessment work at a site while it is archived if site conditions change and/or new information becomes available. Archived sites have been removed and archived from the inventory of SEMS sites. Archived status indicates that, to the best of EPA's knowledge, assessment at a site has been completed and that EPA has determined no further steps will be taken to list the site on the National Priorities List (NPL), unless information indicates this decision was not appropriate or other considerations require a recommendation for listing at a later time. The decision does not necessarily mean that there is no hazard associated with a given site; it only means that. based upon available information, the location is not judged to be potential NPL site.

A review of the SEMS-ARCHIVE list, as provided by EDR, and dated 10/10/2016 has revealed that there are 2 SEMS-ARCHIVE sites within approximately 0.5 miles of the target property.

Lower Elevation	Address	Direction / Distance	Map ID	Page
SIMKINS SEED CO.	1129 BROAD ST.	S 0 - 1/8 (0.078 mi.)	E42	22
BLANCHE MILLS SITE	605 12TH STREET	SSW 1/4 - 1/2 (0.416 mi.)	88	121

EXECUTIVE SUMMARY

Federal RCRA CORRACTS facilities list

CORRACTS: CORRACTS is a list of handlers with RCRA Corrective Action Activity. This report shows which nationally-defined corrective action core events have occurred for every handler that has had corrective action activity.

A review of the CORRACTS list, as provided by EDR, and dated 12/12/2016 has revealed that there is 1 CORRACTS site within approximately 1 mile of the target property.

Lower Elevation	Address	Direction / Distance	Map ID	Page
ATLANTA GAS LIGHT CO	*807 8TH STREET*	*S 1/2 - 1 (0.758 mi.)*	*V102*	*132*

Federal RCRA generators list

RCRA-SQG: RCRAInfo is EPA's comprehensive information system, providing access to data supporting the Resource Conservation and Recovery Act (RCRA) of 1976 and the Hazardous and Solid Waste Amendments (HSWA) of 1984. The database includes selective information on sites which generate, transport, store, treat and/or dispose of hazardous waste as defined by the Resource Conservation and Recovery Act (RCRA). Small quantity generators (SQGs) generate between 100 kg and 1,000 kg of hazardous waste per month.

A review of the RCRA-SQG list, as provided by EDR, and dated 12/12/2016 has revealed that there are 2 RCRA-SQG sites within approximately 0.25 miles of the target property.

Lower Elevation	Address	Direction / Distance	Map ID	Page
KENDRICK PAINT AND B	*1333 BROAD ST*	*W 1/8 - 1/4 (0.135 mi.)*	*67*	*39*
METAMARK GENETICS	*985 BROAD ST SUITE A*	*SE 1/8 - 1/4 (0.139 mi.)*	*K70*	*48*

RCRA-CESQG: RCRAInfo is EPA's comprehensive information system, providing access to data supporting the Resource Conservation and Recovery Act (RCRA) of 1976 and the Hazardous and Solid Waste Amendments (HSWA) of 1984. The database includes selective information on sites which generate, transport, store, treat and/or dispose of hazardous waste as defined by the Resource Conservation and Recovery Act (RCRA). Conditionally exempt small quantity generators (CESQGs) generate less than 100 kg of hazardous waste, or less than 1 kg of acutely hazardous waste per month.

A review of the RCRA-CESQG list, as provided by EDR, and dated 12/12/2016 has revealed that there is 1 RCRA-CESQG site within approximately 0.25 miles of the target property.

Lower Elevation	Address	Direction / Distance	Map ID	Page
AIKEN AUTO PARTS ICN	*1337 REYNOLDS ST*	*W 0 - 1/8 (0.100 mi.)*	*F55*	*28*

State- and tribal - equivalent CERCLIS

GA SHWS: The State Hazardous Waste Sites records are the states' equivalent to CERCLIS. These sites may or may not already be listed on the federal CERCLIS list. Priority sites planned for cleanup using state funds (state equivalent of Superfund) are identified along with sites where cleanup will be paid for by potentially responsible parties. The data come from the Department of Natural Resources' Hazardous Site Inventory.

A review of the GA SHWS list, as provided by EDR, and dated 07/01/2016 has revealed that there is 1

GA SHWS site within approximately 1 mile of the target property.

Lower Elevation	Address	Direction / Distance	Map ID	Page
ATLANTA GAS LIGHT CO Facility Id: 10132	WALTON WAY & EIGHTH	S 1/2 - 1 (0.758 mi.)	V103	144

SC SHWS: State hazardous waste site records are the states' equivalent to CERCLIS. These sites may or may not already be listed on the federal CERCLIS list. Priority sites planned for cleanup using state funds (state equivalent of Superfund) are identified along with sites where cleanup will be paid for by potentially responsible parties. Available information varies by state.

A review of the SC SHWS list, as provided by EDR, and dated 12/19/2016 has revealed that there are 5 SC SHWS sites within approximately 1 mile of the target property.

Equal/Higher Elevation	Address	Direction / Distance	Map ID	Page
325 GEORGIA AVE	325 GEORGIA AVE	N 1/2 - 1 (0.747 mi.)	U101	131
344 GEORGIA AVENUE EPA ID: SCS123456928	***344 GEORGIA AVE***	***N 1/2 - 1 (0.768 mi.)***	***U105***	***145***
NORTHWEST CORNER OF	375 GEORGIA AVE	N 1/2 - 1 (0.771 mi.)	U106	146
ONE HOUR CLEANERIZIN EPA ID: SCDRY0056027	***417 GEORGIA AVE***	***N 1/2 - 1 (0.822 mi.)***	***108***	***146***
523 GEORGIA AVENUE EPA ID: SCS123456927	523 GEORGIA AVE	N 1/2 - 1 (0.938 mi.)	114	148

GA NON-HSI: Georgia Non Hazardous Site Inventory Sites.

A review of the GA NON-HSI list, as provided by EDR, and dated 09/30/2016 has revealed that there are 15 GA NON-HSI sites within approximately 1 mile of the target property.

Equal/Higher Elevation	Address	Direction / Distance	Map ID	Page
W.C. CAYE PROPERTY	917-923 BROAD ST	SE 1/8 - 1/4 (0.216 mi.)	75	59
626 THIRTEENTH STREE	626 THIRTEENTH STREE	SW 1/2 - 1 (0.515 mi.)	T95	128
BROWN/WALLACE PROPER	15TH ST. @ WALTON WA	WSW 1/2 - 1 (0.845 mi.)	W110	147
POWER CONTROL SYSTEM	15TH STREET @ WALTON	WSW 1/2 - 1 (0.853 mi.)	W111	147
NG PROPERTY	15TH STREET @ WALTON	WSW 1/2 - 1 (0.877 mi.)	W112	147
WESTERN SIZZLIN	1537 WALTON WAY	WSW 1/2 - 1 (0.972 mi.)	115	148

Lower Elevation	Address	Direction / Distance	Map ID	Page
HOLOX WELDING SUPPLI	1355 REYNOLDS ST.	WNW 1/8 - 1/4 (0.133 mi.)	L66	39
ELLIOTT FUNERAL HOME	1128 TELFAIR STREET	SSW 1/4 - 1/2 (0.362 mi.)	Q81	112
KINSEY AUTO	508 13TH STREET	SW 1/4 - 1/2 (0.390 mi.)	84	113
FORMER WILLIFORDS CL	426 AND 428 8TH STRE	SSE 1/4 - 1/2 (0.485 mi.)	93	126
BURCH LOWE SITE	520 REYNOLDS ST.	ESE 1/2 - 1 (0.684 mi.)	98	131
FORMER BARTON BUILDI	1225 D' ANTIGNAC ST.	SSW 1/2 - 1 (0.702 mi.)	99	131
FIRST UNION NATIONAL	FENWICK ST. @ 7TH ST	SSE 1/2 - 1 (0.737 mi.)	100	131
DANTIGNAL STREET SIT	916 DANTIGNAL STREET	S 1/2 - 1 (0.779 mi.)	107	146
PHOENIX OIL COMPANY	***625 FIFTH STREET***	***SE 1/2 - 1 (0.909 mi.)***	***113***	***148***

EXECUTIVE SUMMARY

State and tribal landfill and/or solid waste disposal site lists

GA SWF/LF: The Solid Waste Facilities/Landfill Sites records typically contain an inventory of solid waste disposal facilities or landfills in a particular state. The data come from the Department of Natural Resources' Operating Solid Waste Facilities' list.

A review of the GA SWF/LF list, as provided by EDR, and dated 06/28/2016 has revealed that there are 2 GA SWF/LF sites within approximately 0.5 miles of the target property.

Lower Elevation	Address	Direction / Distance	Map ID	Page
SIG COX, INC. Permit Number: PBR-121-083COL	1431 GREENE STREET	WSW 1/4 - 1/2 (0.300 mi.)	P78	107
ROCK-TENN Permit Number: PBR-121-086COL	***1311 WALKER ST.***	***SW 1/4 - 1/2 (0.412 mi.)***	***87***	***119***

State and tribal leaking storage tank lists

GA LUST: The Leaking Underground Storage Tank Incident Reports contain an inventory of reported leaking underground storage tank incidents. The data come from the Department of Natural Resources' Confirmed Release List.

A review of the GA LUST list, as provided by EDR, and dated 05/27/2016 has revealed that there are 16 GA LUST sites within approximately 0.5 miles of the target property.

Equal/Higher Elevation	Address	Direction / Distance	Map ID	Page
PARK RITE PARKING Cleanup Status: NFA -Monitoring Only (MNA) Facility Id: 01210050	***845 REYNOLDS ST***	***ESE 1/4 - 1/2 (0.253 mi.)***	***O76***	***59***
GA POWER/AUGUSTA CON Cleanup Status: NFA - No Further Action Facility Id: 01210047	***301 15TH ST***	***WNW 1/4 - 1/2 (0.436 mi.)***	***S90***	***123***

Lower Elevation	Address	Direction / Distance	Map ID	Page
AUGUSTA FIRE HOUSE # Cleanup Status: NFA - No Further Action Facility Id: 01210461	***1099 REYNOLDS ST***	***SE 0 - 1/8 (0.022 mi.)***	***C17***	***12***
GOODYEAR ASC 2128 Cleanup Status: NFA - No Further Action Facility Id: 01210114	***1285 BROAD ST***	***SW 0 - 1/8 (0.095 mi.)***	***I47***	***24***
FORMER GENERAL TIRE Cleanup Status: NFA -Monitoring Only (MNA) Facility Id: 09121235	***1165 BROAD ST***	***S 0 - 1/8 (0.105 mi.)***	***G58***	***31***
GARRENS CORNER BP Cleanup Status: NFA - Remediation Facility Id: 09000075	***203 THIRTEENTH ST @***	***WSW 1/8 - 1/4 (0.137 mi.)***	***M69***	***44***
AT&T Cleanup Status: NFA - No Further Action Facility Id: 01210303	***937 GREENE ST***	***SSE 1/4 - 1/2 (0.277 mi.)***	***77***	***61***
AUGUSTA NET INC	***1439 GREENE ST***	***WSW 1/4 - 1/2 (0.325 mi.)***	***P79***	***108***

Cleanup Status: NFA - No Further Action Facility Id: 09121027				
PONTIAC MASTER INC Cleanup Status: NFA - No Further Action Facility Id: 01210293	***11TH AT TELFAIR***	***S 1/4 - 1/2 (0.337 mi.)***	***80***	***109***
ELLIOTT FUNERAL HOME Cleanup Status: NFA - No Further Action Facility Id: 10002459	***1128 TELFAIR STREET***	***SSW 1/4 - 1/2 (0.362 mi.)***	***Q82***	***112***
CITY OF AUGUSTA/FORM Cleanup Status: NFA - No Further Action Facility Id: 10001500	412 NINTH STREET	SSE 1/4 - 1/2 (0.378 mi.)	R83	113
CIRCLE K #2705372 Cleanup Status: NFA - Suspected Release Facility Id: 09121036	***1488 REYNOLDS ST***	***WNW 1/4 - 1/2 (0.405 mi.)***	***S85***	***113***
BORDEN INC Cleanup Status: NFA - No Further Action Facility Id: 01210418	***914 TELFAIR ST***	***SSE 1/4 - 1/2 (0.410 mi.)***	***86***	***115***
NEW LIBRARY SITE Cleanup Status: NFA - No Further Action Facility Id: 10001640	***823 TELFAIR STREET***	***SSE 1/4 - 1/2 (0.425 mi.)***	***R89***	***122***
BROWN TRANSPORT CORP Cleanup Status: NFA - No Further Action Facility Id: 01210172	***621 12TH ST***	***SSW 1/4 - 1/2 (0.456 mi.)***	***91***	***124***
SANDYS 4X4 Cleanup Status: NFA - No Further Action Facility Id: 09121230	***628 THIRTEENTH ST***	***SW 1/4 - 1/2 (0.500 mi.)***	***T94***	***126***

State and tribal registered storage tank lists

GA UST: The Underground Storage Tank database contains registered USTs. USTs are regulated under Subtitle I of the Resource Conservation and Recovery Act (RCRA). The data come from the Department of Natural Resources' Underground Storage Tank Database.

A review of the GA UST list, as provided by EDR, and dated 05/27/2016 has revealed that there are 6 GA UST sites within approximately 0.25 miles of the target property.

Equal/Higher Elevation	Address	Direction / Distance	Map ID	Page
EDMUNDS RIVERWALK BA Status: Removed From Ground Status: Installed Status: Upgrade Repair Not Marked Facility Status: Closed Facility Id: 9121070	***902 REYNOLDS ST @ NI***	***SE 1/8 - 1/4 (0.214 mi.)***	***O74***	***58***

Lower Elevation	Address	Direction / Distance	Map ID	Page
AUGUSTA FIRE HOUSE # Status: Installed Status: Removed From Ground Date Unknown	***1099 REYNOLDS ST***	***SE 0 - 1/8 (0.022 mi.)***	***C17***	***12***

Status: Upgrade Repair Not Marked Status: Removed From Ground Facility Status: Closed Facility Id: 1210461				
GOODYEAR ASC 2128 Status: Installed Status: Removed From Ground Status: Upgrade Repair Not Marked Facility Status: Closed Facility Id: 1210114	***1285 BROAD ST***	***SW 0 - 1/8 (0.095 mi.)***	***I47***	***24***
FORMER GENERAL TIRE Status: Removed From Ground Status: Installed Status: Upgrade Repair Not Marked Facility Status: Closed Facility Id: 9121235	***1165 BROAD ST***	***S 0 - 1/8 (0.105 mi.)***	***G58***	***31***
GARRENS CORNER BP Status: Installed Status: Permanently Out Of Use Status: Upgrade Repair Not Marked Status: Removed From Ground Facility Status: Closed Facility Id: 9000075	***203 THIRTEENTH ST @***	***WSW 1/8 - 1/4 (0.137 mi.)***	***M69***	***44***
BODIES SHELL Status: Installed Status: Removed From Ground Status: Upgrade Repair Not Marked Status: Cathodically Prot Status: Currently In Use Facility Status: Active Facility Id: 1210284	***306 THIRTEENTH ST***	***SW 1/8 - 1/4 (0.208 mi.)***	***N73***	***55***

State and tribal Brownfields sites

GA BROWNFIELDS: The Brownfields Public Record lists properties where response actions under the Georgia Hazardous Site Reuse and Redevelopment Act are planned, ongoing or completed.

A review of the GA BROWNFIELDS list, as provided by EDR, and dated 09/20/2016 has revealed that there is 1 GA BROWNFIELDS site within approximately 0.5 miles of the target property.

Lower Elevation	Address	Direction / Distance	Map ID	Page
ELLIOTT FUNERAL HOME	***1128 TELFAIR STREET***	***SSW 1/4 - 1/2 (0.362 mi.)***	***Q82***	***112***

ADDITIONAL ENVIRONMENTAL RECORDS

Local Lists of Landfill / Solid Waste Disposal Sites

GA SWRCY: A listing of recycling facility locations.

A review of the GA SWRCY list, as provided by EDR, and dated 11/15/2016 has revealed that there is 1

EXECUTIVE SUMMARY

GA SWRCY site within approximately 0.5 miles of the target property.

Lower Elevation	Address	Direction / Distance	Map ID	Page
ROCK-TENN	***1311 WALKER ST.***	***SW 1/4 - 1/2 (0.412 mi.)***	***87***	***119***

Local Lists of Hazardous waste / Contaminated Sites

GA DEL SHWS: A listing of sites delisted from the Hazardous Site Inventory.

A review of the GA DEL SHWS list, as provided by EDR, and dated 07/01/2016 has revealed that there are 2 GA DEL SHWS sites within approximately 1 mile of the target property.

Lower Elevation	Address	Direction / Distance	Map ID	Page
FIRST UNION NATIONAL	WALKER STREET AT 9TH	SSE 1/4 - 1/2 (0.468 mi.)	92	125
FIRST UNION NATIONAL	FENWICK STREET AT 10	S 1/2 - 1 (0.564 mi.)	97	130

Other Ascertainable Records

RCRA NonGen / NLR: RCRAInfo is EPA's comprehensive information system, providing access to data supporting the Resource Conservation and Recovery Act (RCRA) of 1976 and the Hazardous and Solid Waste Amendments (HSWA) of 1984. The database includes selective information on sites which generate, transport, store, treat and/or dispose of hazardous waste as defined by the Resource Conservation and Recovery Act (RCRA). Non-Generators do not presently generate hazardous waste.

A review of the RCRA NonGen / NLR list, as provided by EDR, and dated 12/12/2016 has revealed that there are 5 RCRA NonGen / NLR sites within approximately 0.25 miles of the target property.

Lower Elevation	Address	Direction / Distance	Map ID	Page
GOODYEAR AUTO SERVIC	***1285 BROAD ST***	***SW 0 - 1/8 (0.095 mi.)***	***I48***	***25***
AUTOMOTIVE REFINISH	***1350 REYNOLDS ST***	***W 1/8 - 1/4 (0.129 mi.)***	***L65***	***36***
BP OIL SITE #45242	203 13TH ST @ BROAD	WSW 1/8 - 1/4 (0.137 mi.)	M68	43
DUKE BUICK INC	***1350 BROAD ST***	***W 1/8 - 1/4 (0.203 mi.)***	***71***	***51***
BODIE JOHN & SONS	***304 13TH ST***	***SW 1/8 - 1/4 (0.207 mi.)***	***N72***	***53***

FUDS: The Listing includes locations of Formerly Used Defense Sites Properties where the US Army Corps Of Engineers is actively working or will take necessary cleanup actions.

A review of the FUDS list, as provided by EDR, and dated 01/31/2015 has revealed that there is 1 FUDS site within approximately 1 mile of the target property.

Lower Elevation	Address	Direction / Distance	Map ID	Page
DANIEL FIELD		ENE 1/2 - 1 (0.528 mi.)	96	129

EXECUTIVE SUMMARY

EDR HIGH RISK HISTORICAL RECORDS

EDR Exclusive Records

EDR MGP: The EDR Proprietary Manufactured Gas Plant Database includes records of coal gas plants (manufactured gas plants) compiled by EDR's researchers. Manufactured gas sites were used in the United States from the 1800's to 1950's to produce a gas that could be distributed and used as fuel. These plants used whale oil, rosin, coal, or a mixture of coal, oil, and water that also produced a significant amount of waste. Many of the byproducts of the gas production, such as coal tar (oily waste containing volatile and non-volatile chemicals), sludges, oils and other compounds are potentially hazardous to human health and the environment. The byproduct from this process was frequently disposed of directly at the plant site and can remain or spread slowly, serving as a continuous source of soil and groundwater contamination.

A review of the EDR MGP list, as provided by EDR, has revealed that there are 2 EDR MGP sites within approximately 1 mile of the target property.

Lower Elevation	Address	Direction / Distance	Map ID	Page
AUGUSTA GAS LIGHT (C	805, 807 8TH STREET	S 1/2 - 1 (0.758 mi.)	V104	145
AUGUSTA GAS LIGHT (C	TAYLOR AND KING STRE	SSE 1/2 - 1 (0.842 mi.)	109	146

EDR Hist Auto: EDR has searched selected national collections of business directories and has collected listings of potential gas station/filling station/service station sites that were available to EDR researchers. EDR's review was limited to those categories of sources that might, in EDR's opinion, include gas station/filling station/service station establishments. The categories reviewed included, but were not limited to gas, gas station, gasoline station, filling station, auto, automobile repair, auto service station, service station, etc. This database falls within a category of information EDR classifies as "High Risk Historical Records", or HRHR. EDR's HRHR effort presents unique and sometimes proprietary data about past sites and operations that typically create environmental concerns, but may not show up in current government records searches.

A review of the EDR Hist Auto list, as provided by EDR, has revealed that there are 40 EDR Hist Auto sites within approximately 0.125 miles of the target property.

Lower Elevation	Address	Direction / Distance	Map ID	Page
HARRIS AUTO SERVICE	28 13TH ST	W 0 - 1/8 (0.001 mi.)	B2	8
Database: EDR Hist Auto, Date of Government Version: 02/20/2007				
STANDARD AUTO WRECKI	30 13TH	W 0 - 1/8 (0.002 mi.)	B3	8
Database: EDR Hist Auto, Date of Government Version: 02/20/2007				
RIP S BODY SHOP	1127 REYNOLDS	SE 0 - 1/8 (0.002 mi.)	C4	8
Database: EDR Hist Auto, Date of Government Version: 02/20/2007				
SATCHER E B GARAGE	1217 REYNOLDS	SW 0 - 1/8 (0.002 mi.)	D5	9
Database: EDR Hist Auto, Date of Government Version: 02/20/2007				
NOBLE WILLIS G	1249 REYNOLDS	W 0 - 1/8 (0.002 mi.)	B6	9
Database: EDR Hist Auto, Date of Government Version: 02/20/2007				
A AND B PAINT AND BO	1205 REYNOLDS ST	SSW 0 - 1/8 (0.002 mi.)	A7	9
Database: EDR Hist Auto, Date of Government Version: 02/20/2007				
SATCHER E AND JR GAR	1215 REYNOLDS ST	SW 0 - 1/8 (0.002 mi.)	A8	9
Database: EDR Hist Auto, Date of Government Version: 02/20/2007				
SATCHER E B JR GARAG	1219 REYNOLDS	SW 0 - 1/8 (0.002 mi.)	D9	10
Database: EDR Hist Auto, Date of Government Version: 02/20/2007				
JENNINGS AUTO MACH S	1223 REYNOLDS ST	WSW 0 - 1/8 (0.002 mi.)	D10	10
Database: EDR Hist Auto, Date of Government Version: 02/20/2007				

EXECUTIVE SUMMARY

Lower Elevation	Address	Direction / Distance	Map ID	Page
HENSLEY S SERVICE GA	1261 REYNOLDS	W 0 - 1/8 (0.003 mi.)	B11	10
Database: EDR Hist Auto, Date of Government Version: 02/20/2007				
REID GROVER C	34 13TH	W 0 - 1/8 (0.003 mi.)	B13	11
Database: EDR Hist Auto, Date of Government Version: 02/20/2007				
HENSLEY S PUROL SERV	46 13TH	W 0 - 1/8 (0.008 mi.)	B14	11
Database: EDR Hist Auto, Date of Government Version: 02/20/2007				
REYNOLDS GARAGE	1240 REYNOLDS ST	WSW 0 - 1/8 (0.015 mi.)	15	11
Database: EDR Hist Auto, Date of Government Version: 02/20/2007				
TUTEN H A SERVICE ST	45 13TH	W 0 - 1/8 (0.022 mi.)	B18	15
Database: EDR Hist Auto, Date of Government Version: 02/20/2007				
SCHNEIDER S SERVICE	49 13TH	W 0 - 1/8 (0.022 mi.)	B19	15
Database: EDR Hist Auto, Date of Government Version: 02/20/2007				
Not reported	47 13TH ST	W 0 - 1/8 (0.022 mi.)	B20	15
Database: EDR Hist Auto, Date of Government Version: 02/20/2007				
PAUL S ATLANTIC SERV	47 13TH ST	W 0 - 1/8 (0.022 mi.)	B21	16
Database: EDR Hist Auto, Date of Government Version: 02/20/2007				
DOUGHTY MOTOR SERVIC	102 13TH ST	W 0 - 1/8 (0.023 mi.)	B22	16
Database: EDR Hist Auto, Date of Government Version: 02/20/2007				
RACO GAS STATION	101 USHY 25	W 0 - 1/8 (0.029 mi.)	B24	17
Database: EDR Hist Auto, Date of Government Version: 02/20/2007				
GEORGIA BRAKE SAFETY	1308 REYNOLDS ST	W 0 - 1/8 (0.038 mi.)	B26	17
Database: EDR Hist Auto, Date of Government Version: 02/20/2007				
GRAHAM CHAS	1310 REYNOLDS	W 0 - 1/8 (0.041 mi.)	B27	18
Database: EDR Hist Auto, Date of Government Version: 02/20/2007				
WEEKS AUTO REPAIR &	101 13TH ST	W 0 - 1/8 (0.042 mi.)	B29	18
Database: EDR Hist Auto, Date of Government Version: 02/20/2007				
CAVE AUTO SERV	121 13TH ST	W 0 - 1/8 (0.043 mi.)	B30	19
Database: EDR Hist Auto, Date of Government Version: 02/20/2007				
RALPH S AUTO SERVICE	1123 JONES	S 0 - 1/8 (0.046 mi.)	C32	19
Database: EDR Hist Auto, Date of Government Version: 02/20/2007				
BUTLERS ALIGNMENT &	111 12TH ST	SSW 0 - 1/8 (0.050 mi.)	E34	19
Database: EDR Hist Auto, Date of Government Version: 02/20/2007				
RHODES AUTO SERVICE	1323 REYNOLDS	W 0 - 1/8 (0.058 mi.)	F37	20
Database: EDR Hist Auto, Date of Government Version: 02/20/2007				
E Z MOTOR EXCHANGE	1130 JONES	SSE 0 - 1/8 (0.061 mi.)	G38	20
Database: EDR Hist Auto, Date of Government Version: 02/20/2007				
CAVE AUTO SERVICE	1307 JONES ST	W 0 - 1/8 (0.064 mi.)	F39	20
Database: EDR Hist Auto, Date of Government Version: 02/20/2007				
JONES S H	1011 JONES	SE 0 - 1/8 (0.069 mi.)	H40	22
Database: EDR Hist Auto, Date of Government Version: 02/20/2007				
DICKS BROS PAINT AND	1296 JONES ST	WSW 0 - 1/8 (0.070 mi.)	I41	22
Database: EDR Hist Auto, Date of Government Version: 02/20/2007				
MURPHY S GARAGE	1005 JONES	SE 0 - 1/8 (0.081 mi.)	H43	23
Database: EDR Hist Auto, Date of Government Version: 02/20/2007				
AUGUSTA BODY WORKS	1321 JONES ST	W 0 - 1/8 (0.082 mi.)	F44	24
Database: EDR Hist Auto, Date of Government Version: 02/20/2007				

EXECUTIVE SUMMARY

Lower Elevation	Address	Direction / Distance	Map ID	Page
STANDARD AUTO SUPPLY	1151 BROAD	S 0 - 1/8 (0.082 mi.)	E45	24
Database: EDR Hist Auto, Date of Government Version: 02/20/2007				
MOORE EDENFIELD ELEC	1033 BROAD	SSE 0 - 1/8 (0.087 mi.)	H46	24
Database: EDR Hist Auto, Date of Government Version: 02/20/2007				
Not reported	1213 BROAD ST	SSW 0 - 1/8 (0.096 mi.)	J49	27
PLATZBLATT JACK Y	1209 BROAD	SSW 0 - 1/8 (0.096 mi.)	J50	27
Database: EDR Hist Auto, Date of Government Version: 02/20/2007				
OSBON S CAR CARE CEN	1253 BROAD ST	SW 0 - 1/8 (0.104 mi.)	J56	31
Database: EDR Hist Auto, Date of Government Version: 02/20/2007				
SERVICE CENTER	1301 BROAD	WSW 0 - 1/8 (0.109 mi.)	I60	35
Database: EDR Hist Auto, Date of Government Version: 02/20/2007				
JONES STREET GARAGE	954 JONES ST	SE 0 - 1/8 (0.122 mi.)	K62	35
Database: EDR Hist Auto, Date of Government Version: 02/20/2007				
WIGFALL GEO	209 11TH ST	SSE 0 - 1/8 (0.122 mi.)	63	35
Database: EDR Hist Auto, Date of Government Version: 02/20/2007				

EDR Hist Cleaner: EDR has searched selected national collections of business directories and has collected listings of potential dry cleaner sites that were available to EDR researchers. EDR's review was limited to those categories of sources that might, in EDR's opinion, include dry cleaning establishments. The categories reviewed included, but were not limited to dry cleaners, cleaners, laundry, laundromat, cleaning/laundry, wash & dry etc. This database falls within a category of information EDR classifies as "High Risk Historical Records", or HRHR. EDR's HRHR effort presents unique and sometimes proprietary data about past sites and operations that typically create environmental concerns, but may not show up in current government records searches.

A review of the EDR Hist Cleaner list, as provided by EDR, has revealed that there are 17 EDR Hist Cleaner sites within approximately 0.125 miles of the target property.

Lower Elevation	Address	Direction / Distance	Map ID	Page
QUALITY CLEANERS	34 13TH	W 0 - 1/8 (0.003 mi.)	B12	10
Database: EDR Hist Cleaner, Date of Government Version: 02/20/2007				
COPHER F M	41 13TH	W 0 - 1/8 (0.022 mi.)	B16	11
Database: EDR Hist Cleaner, Date of Government Version: 02/20/2007				
THOMAS HENRY J	130 13TH	W 0 - 1/8 (0.025 mi.)	B23	17
Database: EDR Hist Cleaner, Date of Government Version: 02/20/2007				
IDEAL PRESSING CLUB	120 11TH	SE 0 - 1/8 (0.029 mi.)	C25	17
Database: EDR Hist Cleaner, Date of Government Version: 02/20/2007				
SULLIVAN AND BRADY	111 13TH	W 0 - 1/8 (0.042 mi.)	B28	18
Database: EDR Hist Cleaner, Date of Government Version: 02/20/2007				
FRYER D W	133 13TH	W 0 - 1/8 (0.045 mi.)	B31	19
Database: EDR Hist Cleaner, Date of Government Version: 02/20/2007				
FRYER D W	126 12TH	S 0 - 1/8 (0.049 mi.)	E33	19
Database: EDR Hist Cleaner, Date of Government Version: 02/20/2007				
QUALITY CLEANERS	119 12TH ST	SSW 0 - 1/8 (0.054 mi.)	E35	20
Database: EDR Hist Cleaner, Date of Government Version: 02/20/2007				
QUALITY CLEANERS	121 12TH	SSW 0 - 1/8 (0.054 mi.)	E36	20
Database: EDR Hist Cleaner, Date of Government Version: 02/20/2007				

EXECUTIVE SUMMARY

Lower Elevation	Address	Direction / Distance	Map ID	Page
LEE SAM	1281 BROAD	SW 0 - 1/8 (0.098 mi.)	51	27
Database: EDR Hist Cleaner, Date of Government Version: 02/20/2007				
AUGUSTA TAILORING CO	1241 BROAD	SSW 0 - 1/8 (0.099 mi.)	J52	28
Database: EDR Hist Cleaner, Date of Government Version: 02/20/2007				
EDELSTEIN JACOB	1239 BROAD	SSW 0 - 1/8 (0.099 mi.)	J53	28
Database: EDR Hist Cleaner, Date of Government Version: 02/20/2007				
CHUN DER	1203 BROAD	SSW 0 - 1/8 (0.099 mi.)	E54	28
Database: EDR Hist Cleaner, Date of Government Version: 02/20/2007				
WOO BOW	1145 BROAD	S 0 - 1/8 (0.105 mi.)	G57	31
Database: EDR Hist Cleaner, Date of Government Version: 02/20/2007				
YICK SAM	1305 BROAD	WSW 0 - 1/8 (0.107 mi.)	I59	34
Database: EDR Hist Cleaner, Date of Government Version: 02/20/2007				
KEE FONG LB	1017 BROAD	SSE 0 - 1/8 (0.119 mi.)	H61	35
Database: EDR Hist Cleaner, Date of Government Version: 02/20/2007				
JOW BENNY LAUNDRY	1284 BROAD	WSW 0 - 1/8 (0.123 mi.)	I64	36
Database: EDR Hist Cleaner, Date of Government Version: 02/20/2007				

EXECUTIVE SUMMARY

Due to poor or inadequate address information, the following sites were not mapped. Count: 9 records.

Site Name	Database(s)
ROADWAY EXPRESS INC	GA LUST, GA UST, GA Financial Assurance
CLAUSSEN CONCRETE CO/MAIN PLANT	GA LUST, GA UST, GA Financial Assurance
4403 JEFFERSON DAVIS HWY	SC SHWS
RAILROAD AVE	SC SHWS
UNITED BROKERAGE CO., INC.	GA SWF/LF
COUNTRY WAY, INC.	GA SWF/LF
RYDER TRANSPORTATION SERVICES #150	GA LUST, GA TIER 2
FORMER GULF OIL GAS STATION	GA LUST
AUGUSTA MACHINE CO	EDR Hist Auto

OVERVIEW MAP - 4921465.2S

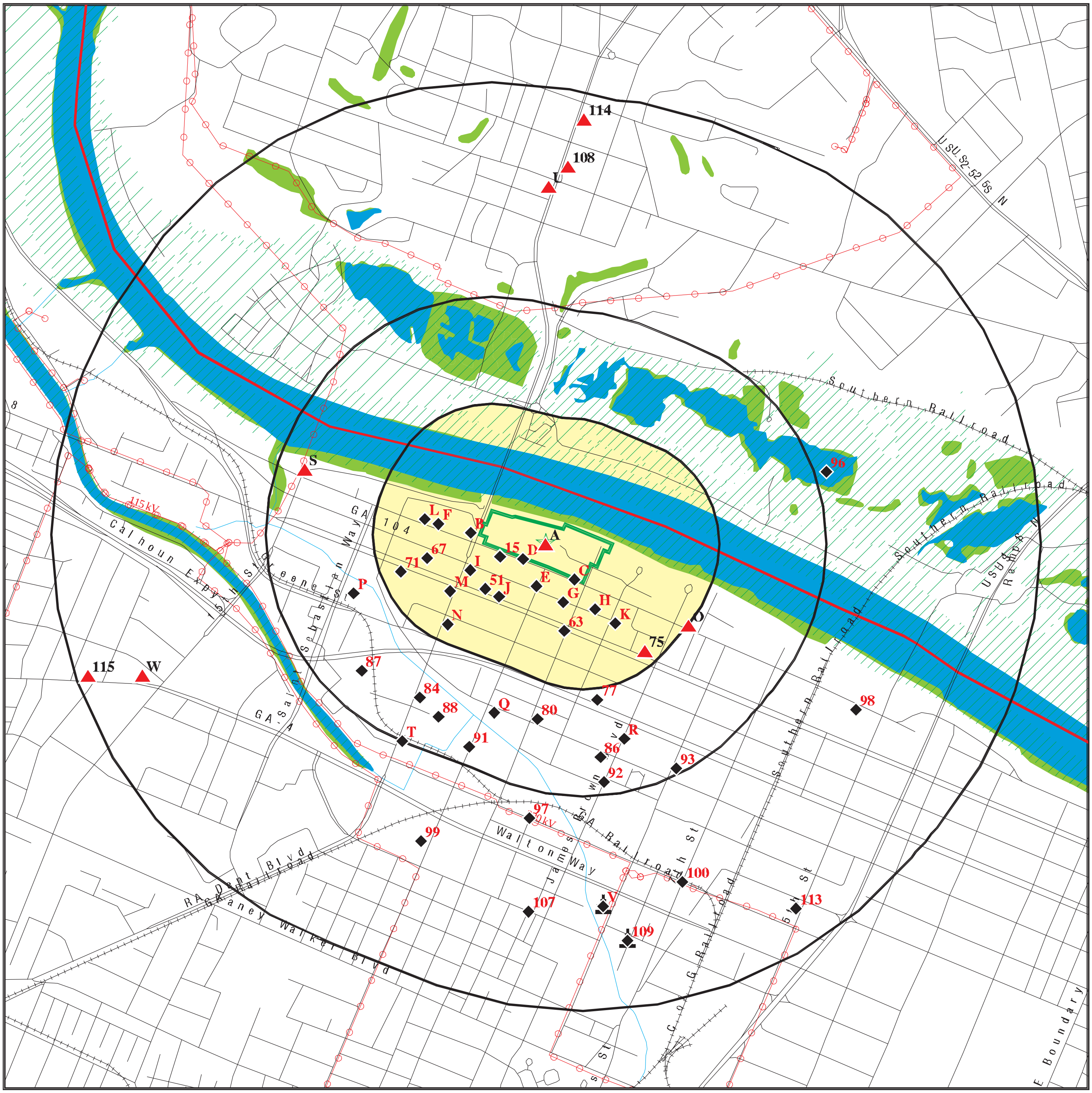

0 1/4 1/2 1 Miles

- Target Property
- Sites at elevations higher than or equal to the target property
- Sites at elevations lower than the target property
- Manufactured Gas Plants
- National Priority List Sites
- Dept. Defense Sites
- Indian Reservations BIA
- County Boundary
- Power transmission lines
- 100-year flood zone
- 500-year flood zone
- National Wetland Inventory
- State Wetlands

This report includes Interactive Map Layers to display and/or hide map information. The legend includes only those icons for the default map view.

SITE NAME: GTA-Augusta	CLIENT: AMEC Environment & Infrastructure, Inc.
ADDRESS: 1 11th Street	CONTACT: Stephen Foley
Augusta GA 30901	INQUIRY #: 4921465.2s
LAT/LONG: 33.48005 / 81.97191	DATE: April 28, 2017 10:23 am

Copyright © 2017 EDR, Inc. © 2015 TomTom Rel. 2015.

DETAIL MAP - 4921465.2S

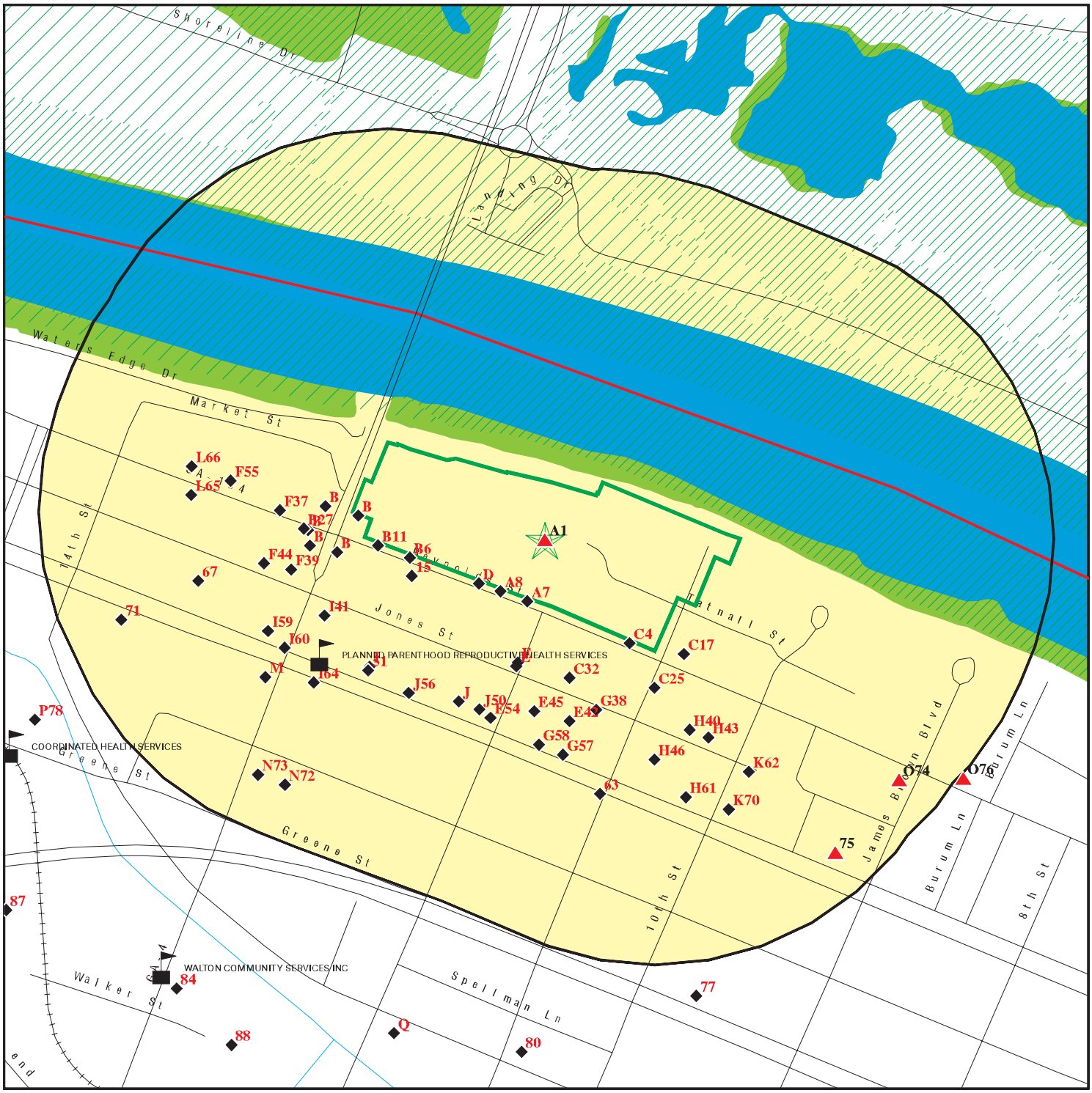

Target Property

Sites at elevations higher than or equal to the target property

Sites at elevations lower than the target property

Manufactured Gas Plants

Sensitive Receptors

National Priority List Sites

Dept. Defense Sites

0 1/16 1/8 1/4 Miles

Indian Reservations BIA

County Boundary

100-year flood zone

500-year flood zone

National Wetland Inventory

State Wetlands

This report includes Interactive Map Layers to display and/or hide map information. The legend includes only those icons for the default map view.

SITE NAME: GTA-Augusta ADDRESS: 1 11th Street Augusta GA 30901 LAT/LONG: 33.48005 / 81.97191	CLIENT: AMEC Environment & Infrastructure, Inc. CONTACT: Stephen Foley INQUIRY #: 4921465.2s DATE: April 28, 2017 10:25 am

Copyright © 2017 EDR, Inc. © 2015 TomTom Rel. 2015.

MAP FINDINGS SUMMARY

Database	Search Distance (Miles)	Target Property	< 1/8	1/8 - 1/4	1/4 - 1/2	1/2 - 1	> 1	Total Plotted
STANDARD ENVIRONMENTAL RECORDS								
Federal NPL site list								
NPL	1.000		0	0	0	0	NR	0
Proposed NPL	1.000		0	0	0	0	NR	0
NPL LIENS	TP		NR	NR	NR	NR	NR	0
Federal Delisted NPL site list								
Delisted NPL	1.000		0	0	0	0	NR	0
Federal CERCLIS list								
FEDERAL FACILITY	0.500		0	0	0	NR	NR	0
SEMS	0.500		0	0	0	NR	NR	0
Federal CERCLIS NFRAP site list								
SEMS-ARCHIVE	0.500		1	0	1	NR	NR	2
Federal RCRA CORRACTS facilities list								
CORRACTS	1.000		0	0	0	1	NR	1
Federal RCRA non-CORRACTS TSD facilities list								
RCRA-TSDF	0.500		0	0	0	NR	NR	0
Federal RCRA generators list								
RCRA-LQG	0.250		0	0	NR	NR	NR	0
RCRA-SQG	0.250		0	2	NR	NR	NR	2
RCRA-CESQG	0.250		1	0	NR	NR	NR	1
Federal institutional controls / engineering controls registries								
LUCIS	0.500		0	0	0	NR	NR	0
US ENG CONTROLS	0.500		0	0	0	NR	NR	0
US INST CONTROL	0.500		0	0	0	NR	NR	0
Federal ERNS list								
ERNS	TP		NR	NR	NR	NR	NR	0
State- and tribal - equivalent CERCLIS								
GA SHWS	1.000		0	0	0	1	NR	1
SC SHWS	1.000		0	0	0	5	NR	5
GA NON-HSI	1.000	1	0	2	3	10	NR	16
State and tribal landfill and/or solid waste disposal site lists								
GA SWF/LF	0.500		0	0	2	NR	NR	2
SC SWF/LF	0.500		0	0	0	NR	NR	0
State and tribal leaking storage tank lists								
GA LUST	0.500		3	1	12	NR	NR	16

MAP FINDINGS SUMMARY

Database	Search Distance (Miles)	Target Property	< 1/8	1/8 - 1/4	1/4 - 1/2	1/2 - 1	> 1	Total Plotted
SC LUST	0.500		0	0	0	NR	NR	0
INDIAN LUST	0.500		0	0	0	NR	NR	0
State and tribal registered storage tank lists								
FEMA UST	0.250		0	0	NR	NR	NR	0
GA UST	0.250		3	3	NR	NR	NR	6
SC UST	0.250		0	0	NR	NR	NR	0
GA AST	0.250		0	0	NR	NR	NR	0
SC AST	0.250		0	0	NR	NR	NR	0
INDIAN UST	0.250		0	0	NR	NR	NR	0
State and tribal institutional control / engineering control registries								
GA INST CONTROL	0.500		0	0	0	NR	NR	0
GA AUL	0.500		0	0	0	NR	NR	0
SC AUL	0.500		0	0	0	NR	NR	0
State and tribal voluntary cleanup sites								
GA VCP	0.500		0	0	0	NR	NR	0
INDIAN VCP	0.500		0	0	0	NR	NR	0
SC VCP	0.500		0	0	0	NR	NR	0
State and tribal Brownfields sites								
GA BROWNFIELDS	0.500		0	0	1	NR	NR	1
SC BROWNFIELDS	0.500		0	0	0	NR	NR	0
ADDITIONAL ENVIRONMENTAL RECORDS								
Local Brownfield lists								
US BROWNFIELDS	0.500		0	0	0	NR	NR	0
Local Lists of Landfill / Solid Waste Disposal Sites								
GA SWRCY	0.500		0	0	1	NR	NR	1
GA HIST LF	0.500		0	0	0	NR	NR	0
SC SWRCY	0.500		0	0	0	NR	NR	0
INDIAN ODI	0.500		0	0	0	NR	NR	0
DEBRIS REGION 9	0.500		0	0	0	NR	NR	0
ODI	0.500		0	0	0	NR	NR	0
IHS OPEN DUMPS	0.500		0	0	0	NR	NR	0
Local Lists of Hazardous waste / Contaminated Sites								
US HIST CDL	TP		NR	NR	NR	NR	NR	0
GA CDL	TP		NR	NR	NR	NR	NR	0
SC CDL	TP		NR	NR	NR	NR	NR	0
GA DEL SHWS	1.000		0	0	1	1	NR	2
US CDL	TP		NR	NR	NR	NR	NR	0
Local Land Records								
LIENS 2	TP		NR	NR	NR	NR	NR	0

MAP FINDINGS SUMMARY

Database	Search Distance (Miles)	Target Property	< 1/8	1/8 - 1/4	1/4 - 1/2	1/2 - 1	> 1	Total Plotted
Records of Emergency Release Reports								
HMIRS	TP		NR	NR	NR	NR	NR	0
GA SPILLS	TP		NR	NR	NR	NR	NR	0
SC SPILLS	TP		NR	NR	NR	NR	NR	0
GA SPILLS 90	TP		NR	NR	NR	NR	NR	0
SC SPILLS 90	TP		NR	NR	NR	NR	NR	0
Other Ascertainable Records								
RCRA NonGen / NLR	0.250		1	4	NR	NR	NR	5
FUDS	1.000		0	0	0	1	NR	1
DOD	1.000		0	0	0	0	NR	0
SCRD DRYCLEANERS	0.500		0	0	0	NR	NR	0
US FIN ASSUR	TP		NR	NR	NR	NR	NR	0
EPA WATCH LIST	TP		NR	NR	NR	NR	NR	0
2020 COR ACTION	0.250		0	0	NR	NR	NR	0
TSCA	TP		NR	NR	NR	NR	NR	0
TRIS	TP		NR	NR	NR	NR	NR	0
SSTS	TP		NR	NR	NR	NR	NR	0
ROD	1.000		0	0	0	0	NR	0
RMP	TP		NR	NR	NR	NR	NR	0
RAATS	TP		NR	NR	NR	NR	NR	0
PRP	TP		NR	NR	NR	NR	NR	0
PADS	TP		NR	NR	NR	NR	NR	0
ICIS	TP		NR	NR	NR	NR	NR	0
FTTS	TP		NR	NR	NR	NR	NR	0
MLTS	TP		NR	NR	NR	NR	NR	0
COAL ASH DOE	TP		NR	NR	NR	NR	NR	0
COAL ASH EPA	0.500		0	0	0	NR	NR	0
PCB TRANSFORMER	TP		NR	NR	NR	NR	NR	0
RADINFO	TP		NR	NR	NR	NR	NR	0
HIST FTTS	TP		NR	NR	NR	NR	NR	0
DOT OPS	TP		NR	NR	NR	NR	NR	0
CONSENT	1.000		0	0	0	0	NR	0
INDIAN RESERV	1.000		0	0	0	0	NR	0
FUSRAP	1.000		0	0	0	0	NR	0
UMTRA	0.500		0	0	0	NR	NR	0
LEAD SMELTERS	TP		NR	NR	NR	NR	NR	0
US AIRS	TP		NR	NR	NR	NR	NR	0
US MINES	0.250		0	0	NR	NR	NR	0
ABANDONED MINES	0.500		0	0	0	NR	NR	0
FINDS	TP		NR	NR	NR	NR	NR	0
DOCKET HWC	TP		NR	NR	NR	NR	NR	0
ECHO	TP		NR	NR	NR	NR	NR	0
UXO	1.000		0	0	0	0	NR	0
FUELS PROGRAM	0.250		0	0	NR	NR	NR	0
GA AIRS	TP		NR	NR	NR	NR	NR	0
SC AIRS	TP		NR	NR	NR	NR	NR	0
GA COAL ASH	0.500		0	0	0	NR	NR	0
SC COAL ASH	0.500		0	0	0	NR	NR	0
GA DRYCLEANERS	0.250		0	0	NR	NR	NR	0

MAP FINDINGS SUMMARY

Database	Search Distance (Miles)	Target Property	< 1/8	1/8 - 1/4	1/4 - 1/2	1/2 - 1	> 1	Total Plotted
SC DRYCLEANERS	0.250		0	0	NR	NR	NR	0
GA Financial Assurance	TP		NR	NR	NR	NR	NR	0
SC Financial Assurance	TP		NR	NR	NR	NR	NR	0
GA NPDES	TP		NR	NR	NR	NR	NR	0
SC NPDES	TP		NR	NR	NR	NR	NR	0
GA TIER 2	TP		NR	NR	NR	NR	NR	0
EDR HIGH RISK HISTORICAL RECORDS								
EDR Exclusive Records								
EDR MGP	1.000		0	0	0	2	NR	2
EDR Hist Auto	0.125		40	NR	NR	NR	NR	40
EDR Hist Cleaner	0.125		17	NR	NR	NR	NR	17
EDR RECOVERED GOVERNMENT ARCHIVES								
Exclusive Recovered Govt. Archives								
GA RGA HWS	TP		NR	NR	NR	NR	NR	0
SC RGA HWS	TP		NR	NR	NR	NR	NR	0
GA RGA LF	TP		NR	NR	NR	NR	NR	0
SC RGA LF	TP		NR	NR	NR	NR	NR	0
GA RGA LUST	TP		NR	NR	NR	NR	NR	0
SC RGA LUST	TP		NR	NR	NR	NR	NR	0
- Totals --		1	66	12	21	21	0	121

NOTES:

TP = Target Property

NR = Not Requested at this Search Distance

Sites may be listed in more than one database

A1
Target
Property

FORMER GEORGIA GOLF HALL OF FAME
1 11TH STREET
AUGUSTA, GA 30901

GA NON-HSI **S110648061**
N/A

Site 1 of 3 in cluster A

Actual:
141 ft.

NON HSI:

Latitude:	33.48000
Longitude:	81.970833
Ground Water Pathway Score:	4.07
On-Site Pathway Score:	0.00
Report Date:	11/18/2010
Additional Info:	Not reported
Contamination:	H2O: benzene; OS: arsenic

B2
West
< 1/8
0.001 mi.
6 ft.

HARRIS AUTO SERVICE
28 13TH ST
AUGUSTA, GA

EDR Hist Auto **1009615253**
N/A

Site 1 of 21 in cluster B

Relative:
Lower

Actual:
139 ft.

EDR Historical Auto Stations:

Name:	HARRIS AUTO SERVICE
Year:	1965
Type:	Automobile Repairing

B3
West
< 1/8
0.002 mi.
10 ft.

STANDARD AUTO WRECKING CO
30 13TH
AUGUSTA, GA

EDR Hist Auto **1009615309**
N/A

Site 2 of 21 in cluster B

Relative:
Lower

Actual:
139 ft.

EDR Historical Auto Stations:

Name:	STANDARD AUTO WRECKING CO
Year:	1929
Type:	Gasoline And Oil Service Stations
Name:	STANDARD AUTO WRECKING CO
Year:	1929
Type:	Automobile Repairing

C4
SE
< 1/8
0.002 mi.
11 ft.

RIP S BODY SHOP
1127 REYNOLDS
AUGUSTA, GA

EDR Hist Auto **1009614015**
N/A

Site 1 of 4 in cluster C

Relative:
Lower

Actual:
139 ft.

EDR Historical Auto Stations:

Name:	RIPS BODY SHOP
Year:	1948
Type:	Automobile Repairers
Name:	RIP S BODY SHOP
Year:	1953
Type:	Automobile Repairing

D5 SW < 1/8 0.002 mi. 11 ft. — **SATCHER E B GARAGE**, **1217 REYNOLDS**, **AUGUSTA, GA** — **EDR Hist Auto** — **1009614107** / **N/A**

Site 1 of 3 in cluster D

Relative: Lower / **Actual: 139 ft.**

EDR Historical Auto Stations:

Name:	SATCHER E B GARAGE
Year:	1948
Type:	Automobile Repairers

B6 West < 1/8 0.002 mi. 11 ft. — **NOBLE WILLIS G**, **1249 REYNOLDS**, **AUGUSTA, GA** — **EDR Hist Auto** — **1009614148** / **N/A**

Site 3 of 21 in cluster B

Relative: Lower / **Actual: 139 ft.**

EDR Historical Auto Stations:

Name:	NOBLE WILLIS G
Year:	1929
Type:	Automobile Repairing

A7 SSW < 1/8 0.002 mi. 11 ft. — **A AND B PAINT AND BODY SHOP**, **1205 REYNOLDS ST**, **AUGUSTA, GA** — **EDR Hist Auto** — **1009614088** / **N/A**

Site 2 of 3 in cluster A

Relative: Lower / **Actual: 139 ft.**

EDR Historical Auto Stations:

Name:	A AND B PAINT AND BODY SHOP
Year:	1978
Type:	Automobile Repairing

A8 SW < 1/8 0.002 mi. 12 ft. — **SATCHER E AND JR GARAGE**, **1215 REYNOLDS ST**, **AUGUSTA, GA** — **EDR Hist Auto** — **1009614105** / **N/A**

Site 3 of 3 in cluster A

Relative: Lower / **Actual: 139 ft.**

EDR Historical Auto Stations:

Name:	SATCHER E AND JR GARAGE
Year:	1965
Type:	Automobile Repairing
Name:	SATCHER E B JR AUTOMOBILE REPAIRS
Year:	1970
Type:	Automobile Repairing
Name:	SATCHER E B JR AUTOMOBILE REPAIRS
Year:	1970
Type:	Automobile Repairs
Name:	SATCHER S AUTO SERVICE
Year:	1988
Type:	Automobile Repairing
Name:	SATCHER S AUTO SERVICE

SATCHER E AND JR GARAGE (Continued) **1009614105**

Year: 1996
Type: Automobile Repairing & Service

D9
SW
< 1/8
0.002 mi.
12 ft.

SATCHER E B JR GARAGE
1219 REYNOLDS
AUGUSTA, GA

EDR Hist Auto **1009614108**
N/A

Site 2 of 3 in cluster D

Relative:
Lower

Actual:
139 ft.

EDR Historical Auto Stations:
Name: SATCHER E B JR GARAGE
Year: 1958
Type: Automobile Garages

D10
WSW
< 1/8
0.002 mi.
12 ft.

JENNINGS AUTO MACH SH*
1223 REYNOLDS ST
AUGUSTA, GA 30901

EDR Hist Auto **1009614112**
N/A

Site 3 of 3 in cluster D

Relative:
Lower

Actual:
139 ft.

EDR Historical Auto Stations:
Name: JENNINGS AUTO AND MACHINE SHOP INC
Year: 1996
Type: Automobile Repairing & Service

B11
West
< 1/8
0.003 mi.
14 ft.

HENSLEY S SERVICE GARAGE
1261 REYNOLDS
AUGUSTA, GA

EDR Hist Auto **1009614171**
N/A

Site 4 of 21 in cluster B

Relative:
Lower

Actual:
139 ft.

EDR Historical Auto Stations:
Name: HENSLEY S SERVICE GARAGE
Year: 1953
Type: Automobile Repairing

B12
West
< 1/8
0.003 mi.
17 ft.

QUALITY CLEANERS
34 13TH
AUGUSTA, GA

EDR Hist Cleaner **1009613177**
N/A

Site 5 of 21 in cluster B

Relative:
Lower

Actual:
139 ft.

EDR Historical Cleaners:
Name: QUALITY CLEANERS
Year: 1929
Type: Clothes Pressers And Cleaners

Name: QUALITY CLEANERS
Year: 1935
Type: Clothes Pressers And Cleaners

B13
West
< 1/8
0.003 mi.
17 ft.

REID GROVER C
34 13TH
AUGUSTA, GA

EDR Hist Auto **1009615502**
N/A

Site 6 of 21 in cluster B

Relative:
Lower

Actual:
139 ft.

EDR Historical Auto Stations:

Name:	REID GROVER C
Year:	1948
Type:	Automobile Repairers

B14
West
< 1/8
0.008 mi.
40 ft.

HENSLEY S PUROL SERVICE STATION
46 13TH
AUGUSTA, GA

EDR Hist Auto **1009615694**
N/A

Site 7 of 21 in cluster B

Relative:
Lower

Actual:
139 ft.

EDR Historical Auto Stations:

Name:	HENSLEY S PUROL SERVICE STATION
Year:	1953
Type:	Gasoline Stations
Name:	REEVES SERVICE STATION
Year:	1958
Type:	Gasoline Stations

15
WSW
< 1/8
0.015 mi.
81 ft.

REYNOLDS GARAGE
1240 REYNOLDS ST
AUGUSTA, GA

EDR Hist Auto **1009614135**
N/A

Relative:
Lower

Actual:
139 ft.

EDR Historical Auto Stations:

Name:	REYNOLDS GARAGE
Year:	1965
Type:	Automobile Repairing

B16
West
< 1/8
0.022 mi.
117 ft.

COPHER F M
41 13TH
AUGUSTA, GA

EDR Hist Cleaner **1009613226**
N/A

Site 8 of 21 in cluster B

Relative:
Lower

Actual:
139 ft.

EDR Historical Cleaners:

Name:	COPHER F M
Year:	1912
Type:	Clothes Cleaners And Pressers

C17 SE < 1/8 0.022 mi. 117 ft. | **AUGUSTA FIRE HOUSE #3**
1099 REYNOLDS ST
AUGUSTA, GA 30919 | **GA LUST** | **U001483492**
GA UST | **N/A**
GA Financial Assurance

Site 2 of 4 in cluster C

Relative: Lower

Actual: 139 ft.

LUST:

Facility ID:	01210461
Leak ID:	1
Description:	Confirmed Release
Cleanup Status:	NFA - No Further Action
Date Received:	06/14/1991
Project Officer:	Troup,Nancy

Facility:

Facility Id:	1210461
Facility Status:	Closed
Facility Type:	County
District:	East Central
Contact Id:	4878
Owner Name:	CITY OF AUGUSTA
Owner Address:	806 MUNICIPAL BUILDING
Owner City:	AUGUSTA
Owner State:	GA
Owner Zip:	30911
Owner City,St,Zip:	AUGUSTA, GA 30911
Owner Telephone:	706-821-1823

Tanks:

Tank ID:	1
Status:	**Removed From Ground Date Unknown**
Status Date:	Not reported
Tank ID:	1
Status:	**Upgrade Repair Not Marked**
Status Date:	Not reported
Tank ID:	1
Status:	**Installed**
Status Date:	01/01/1966
Tank ID:	1
Product1:	Gas
Material:	Bare Steel
Capacity:	260
Pipe Material:	Unknown
Pipe Type:	Not Marked
Overfill Protection:	Not reported
Overfill Installed:	Not reported
Tank Exempt From Spill:	Not reported
Date Spill Device Installed:	Not reported
Tank ID:	2
Status:	**Removed From Ground Date Unknown**
Status Date:	Not reported
Tank ID:	2
Status:	**Upgrade Repair Not Marked**
Status Date:	Not reported

AUGUSTA FIRE HOUSE #3 (Continued) **U001483492**

Tank ID:	2
Status:	**Installed**
Status Date:	01/01/1966

Tank ID:	2
Product1:	Gas
Material:	Bare Steel
Capacity:	560
Pipe Material:	Unknown
Pipe Type:	Not Marked
Overfill Protection:	Not reported
Overfill Installed:	Not reported
Tank Exempt From Spill:	Not reported
Date Spill Device Installed:	Not reported

Tank ID:	3
Status:	**Upgrade Repair Not Marked**
Status Date:	Not reported

Tank ID:	3
Status:	**Removed From Ground Date Unknown**
Status Date:	Not reported

Tank ID:	3
Status:	**Installed**
Status Date:	01/01/1966

Tank ID:	3
Product1:	Diesel
Material:	Bare Steel
Capacity:	550
Pipe Material:	Unknown
Pipe Type:	Not Marked
Overfill Protection:	Not reported
Overfill Installed:	Not reported
Tank Exempt From Spill:	Not reported
Date Spill Device Installed:	Not reported

Tank ID:	4A
Status:	**Upgrade Repair Not Marked**
Status Date:	Not reported

Tank ID:	4A
Status:	**Removed From Ground**
Status Date:	09/12/1998

Tank ID:	4A
Status:	**Installed**
Status Date:	07/20/1991

Tank ID:	4A
Product1:	Gas
Material:	Excavation Liner
Capacity:	550
Pipe Material:	Not Marked
Pipe Type:	Suction: Valve At The Tank
Overfill Protection:	Not reported

AUGUSTA FIRE HOUSE #3 (Continued) **U001483492**

Overfill Installed:	07/20/1991
Tank Exempt From Spill:	Not reported
Date Spill Device Installed:	07/20/1991

Tank ID:	4B
Status:	**Upgrade Repair Not Marked**
Status Date:	Not reported

Tank ID:	4B
Status:	**Removed From Ground**
Status Date:	09/12/1998

Tank ID:	4B
Status:	**Installed**
Status Date:	07/20/1991

Tank ID:	4B
Product1:	Diesel
Material:	Excavation Liner
Capacity:	550
Pipe Material:	Not Marked
Pipe Type:	Suction: Valve At The Tank
Overfill Protection:	Not reported
Overfill Installed:	07/20/1991
Tank Exempt From Spill:	Not reported
Date Spill Device Installed:	07/20/1991

Tank ID:	4C
Status:	**Upgrade Repair Not Marked**
Status Date:	Not reported

Tank ID:	4C
Status:	**Removed From Ground**
Status Date:	09/12/1998

Tank ID:	4C
Status:	**Installed**
Status Date:	07/20/1991

Tank ID:	4C
Product1:	Other
Material:	Excavation Liner
Capacity:	550
Pipe Material:	Not Marked
Pipe Type:	Suction: Valve At The Tank
Overfill Protection:	Not reported
Overfill Installed:	07/20/1991
Tank Exempt From Spill:	Not reported
Date Spill Device Installed:	07/20/1991

GA Financial Assurance 1:

Region:	1
Facility ID:	1210461
Financial Responsiblity:	G.U.S.T. Trust Fund

B18 **TUTEN H A SERVICE STATION** **EDR Hist Auto** **1009615683**
West **45 13TH** **N/A**
< 1/8 **AUGUSTA, GA**
0.022 mi.
118 ft. **Site 9 of 21 in cluster B**

Relative:
Lower

Actual:
139 ft.

EDR Historical Auto Stations:

Name: GEORGIA CAROLINA AUTO SERVICE
Year: 1935
Type: Gasoline And Oil Service Stations

Name: SCHNEIDER S SERVICE STATION
Year: 1948
Type: Gasoline And Oil Service Stations

Name: SCNEIER S H B POP SERVICE STATION
Year: 1953
Type: Gasoline Stations

Name: TUTEN H A SERVICE STATION
Year: 1958
Type: Gasoline Stations

B19 **SCHNEIDER S SERVICE STATION** **EDR Hist Auto** **1009615713**
West **49 13TH** **N/A**
< 1/8 **AUGUSTA, GA**
0.022 mi.
118 ft. **Site 10 of 21 in cluster B**

Relative:
Lower

Actual:
139 ft.

EDR Historical Auto Stations:

Name: GEORGIA CAROLINA SERVICE STATION
Year: 1929
Type: Gasoline And Oil Service Stations

Name: SCHNEIDER S SERVICE STATION
Year: 1948
Type: Gasoline And Oil Service Stations

B20 **EDR Hist Auto** **1009615699**
West **47 13TH ST** **N/A**
< 1/8 **AUGUSTA, GA 30901**
0.022 mi.
118 ft. **Site 11 of 21 in cluster B**

Relative:
Lower

Actual:
139 ft.

EDR Historical Auto Stations:

Name: GEORGIA CAROLINA SERVICE STATION
Year: 1929
Type: Gasoline And Oil Service Stations

Name: NEW LIFE AUTO REPAIR
Year: 2005
Address: 47 13TH ST

Name: NEW LIFE AUTO REPAIR
Year: 2006
Address: 47 13TH ST

Name: NEW LIFE AUTO REPAIR

(Continued) **1009615699**

Year: 2007
Address: 47 13TH ST

Name: NEW LIFE AUTO REPAIR
Year: 2008
Address: 47 13TH ST

Name: NEW LIFE AUTO REPAIR
Year: 2009
Address: 47 13TH ST

Name: NEW LIFE AUTO REPAIR
Year: 2010
Address: 47 13TH ST

Name: NEW LIFE AUTO REPAIR
Year: 2011
Address: 47 13TH ST

Name: NEW LIFE AUTO REPAIR
Year: 2012
Address: 47 13TH ST

B21 **PAUL S ATLANTIC SERVICE STATION** **EDR Hist Auto** **1009615698**
West **47 13TH ST** **N/A**
< 1/8 **AUGUSTA, GA**
0.022 mi.
118 ft. **Site 12 of 21 in cluster B**

Relative:
Lower

Actual:
139 ft.

EDR Historical Auto Stations:
Name: PAUL S ATLANTIC SERVICE STATION
Year: 1965
Type: Gasoline Stations

Name: JOHNSON S ATLANTIC SERVICE
Year: 1970
Type: Gasoline Stations

B22 **DOUGHTY MOTOR SERVICE** **EDR Hist Auto** **1009613892**
West **102 13TH ST** **N/A**
< 1/8 **AUGUSTA, GA**
0.023 mi.
124 ft. **Site 13 of 21 in cluster B**

Relative:
Lower

Actual:
139 ft.

EDR Historical Auto Stations:
Name: DOUGHTY MOTOR SERVICE
Year: 1970
Type: Automobile Repairing

B23 **THOMAS HENRY J** **EDR Hist Cleaner** **1009612642**
West **130 13TH** **N/A**
< 1/8 **AUGUSTA, GA**
0.025 mi.
133 ft. **Site 14 of 21 in cluster B**

Relative:
Lower

Actual:
139 ft.

EDR Historical Cleaners:

Name:	THOMAS HENRY J
Year:	1929
Type:	Clothes Pressers And Cleaners

B24 **RACO GAS STATION** **EDR Hist Auto** **1009613876**
West **101 USHY 25** **N/A**
< 1/8 **AUGUSTA, GA**
0.029 mi.
153 ft. **Site 15 of 21 in cluster B**

Relative:
Lower

Actual:
139 ft.

EDR Historical Auto Stations:

Name:	RACO GAS STATION
Year:	1982
Type:	Gasoline Stations
Name:	RACO GAS STATION
Year:	1988
Type:	Gasoline Stations

C25 **IDEAL PRESSING CLUB** **EDR Hist Cleaner** **1009612584**
SE **120 11TH** **N/A**
< 1/8 **AUGUSTA, GA**
0.029 mi.
155 ft. **Site 3 of 4 in cluster C**

Relative:
Lower

Actual:
139 ft.

EDR Historical Cleaners:

Name:	IDEAL PRESSING CLUB
Year:	1923
Type:	Clothes Cleaners And Pressers

B26 **GEORGIA BRAKE SAFETY CO** **EDR Hist Auto** **1009614198**
West **1308 REYNOLDS ST** **N/A**
< 1/8 **AUGUSTA, GA**
0.038 mi.
202 ft. **Site 16 of 21 in cluster B**

Relative:
Lower

Actual:
139 ft.

EDR Historical Auto Stations:

Name:	GEORGIA BRAKE SAFETY CO
Year:	1965
Type:	Automobile Repairing
Name:	GEORGIA BRAKE AND SAFETY CO
Year:	1970
Type:	Automobile Repairing
Name:	GEORGIA BRAKE AND SAFETY CO INC
Year:	1982
Type:	Automobile Repairing
Name:	REYNOLDS ST AUTO CLINIC

GEORGIA BRAKE SAFETY CO (Continued) **1009614198**

Year: 1988
Type: Automobile Repairing

B27 **GRAHAM CHAS** **EDR Hist Auto** **1009614204**
West **1310 REYNOLDS** **N/A**
< 1/8 **AUGUSTA, GA**
0.041 mi.
217 ft. **Site 17 of 21 in cluster B**

Relative:
Lower

Actual:
139 ft.

EDR Historical Auto Stations:
Name: GRAHAM CHAS
Year: 1948
Type: Automobile Repairers

B28 **SULLIVAN AND BRADY** **EDR Hist Cleaner** **1009612553**
West **111 13TH** **N/A**
< 1/8 **AUGUSTA, GA**
0.042 mi.
220 ft. **Site 18 of 21 in cluster B**

Relative:
Lower

Actual:
139 ft.

EDR Historical Cleaners:
Name: SULLIVAN AND BRADY
Year: 1912
Type: Clothes Cleaners And Pressers

B29 **WEEKS AUTO REPAIR & TRANSM SVC** **EDR Hist Auto** **1009613870**
West **101 13TH ST** **N/A**
< 1/8 **AUGUSTA, GA 30901**
0.042 mi.
221 ft. **Site 19 of 21 in cluster B**

Relative:
Lower

Actual:
139 ft.

EDR Historical Auto Stations:
Name: AUGUSTA OIL CO
Year: 1948
Type: Gasoline And Oil Service Stations

Name: WEEKS AUTO REPAIR & TRANSM SERVICE
Year: 2005
Address: 101 13TH ST

Name: WEEKS TRANSMISSIONS SVC
Year: 2010
Address: 101 13TH ST

B30
West
< 1/8
0.043 mi.
229 ft.

CAVE AUTO SERV
121 13TH ST
AUGUSTA, GA

EDR Hist Auto **1009614094**
N/A

Site 20 of 21 in cluster B

Relative:
Lower

Actual:
139 ft.

EDR Historical Auto Stations:
Name: CAVE AUTO SERV
Year: 1965
Type: Automobile Repairing

B31
West
< 1/8
0.045 mi.
240 ft.

FRYER D W
133 13TH
AUGUSTA, GA

EDR Hist Cleaner **1009612655**
N/A

Site 21 of 21 in cluster B

Relative:
Lower

Actual:
139 ft.

EDR Historical Cleaners:
Name: FRYER D W
Year: 1923
Type: Clothes Cleaners And Pressers

C32
South
< 1/8
0.046 mi.
245 ft.

RALPH S AUTO SERVICE
1123 JONES
AUGUSTA, GA

EDR Hist Auto **1009614012**
N/A

Site 4 of 4 in cluster C

Relative:
Lower

Actual:
139 ft.

EDR Historical Auto Stations:
Name: RALPH S AUTO SERVICE
Year: 1953
Type: Automobile Repairing

E33
South
< 1/8
0.049 mi.
260 ft.

FRYER D W
126 12TH
AUGUSTA, GA

EDR Hist Cleaner **1009612617**
N/A

Site 1 of 7 in cluster E

Relative:
Lower

Actual:
139 ft.

EDR Historical Cleaners:
Name: FRYER D W
Year: 1912
Type: Clothes Cleaners And Pressers

E34
SSW
< 1/8
0.050 mi.
266 ft.

BUTLERS ALIGNMENT & AUTO SV
111 12TH ST
AUGUSTA, GA 30902

EDR Hist Auto **1009613985**
N/A

Site 2 of 7 in cluster E

Relative:
Lower

Actual:
139 ft.

EDR Historical Auto Stations:
Name: BUTLER AUTO SERVICE
Year: 1982
Type: Automobile Repairing

E35
SSW
< 1/8
0.054 mi.
283 ft.

QUALITY CLEANERS
119 12TH ST
AUGUSTA, GA

EDR Hist Cleaner **1009612582**
N/A

Site 3 of 7 in cluster E

Relative:
Lower

Actual:
139 ft.

EDR Historical Cleaners:
Name: QUALITY CLEANERS
Year: 1965
Type: Cleaners And Dyers

E36
SSW
< 1/8
0.054 mi.
286 ft.

QUALITY CLEANERS
121 12TH
AUGUSTA, GA

EDR Hist Cleaner **1009612601**
N/A

Site 4 of 7 in cluster E

Relative:
Lower

Actual:
139 ft.

EDR Historical Cleaners:
Name: QUALITY CLEANERS
Year: 1948
Type: Cleaners And Dyers

F37
West
< 1/8
0.058 mi.
306 ft.

RHODES AUTO SERVICE
1323 REYNOLDS
AUGUSTA, GA

EDR Hist Auto **1009614216**
N/A

Site 1 of 4 in cluster F

Relative:
Lower

Actual:
139 ft.

EDR Historical Auto Stations:
Name: RHODES AUTO SERVICE
Year: 1958
Type: Automobile Repairing

G38
SSE
< 1/8
0.061 mi.
324 ft.

E Z MOTOR EXCHANGE
1130 JONES
AUGUSTA, GA

EDR Hist Auto **1009614018**
N/A

Site 1 of 3 in cluster G

Relative:
Lower

Actual:
139 ft.

EDR Historical Auto Stations:
Name: E Z MOTOR EXCHANGE
Year: 1958
Type: Automobile Repairing

F39
West
< 1/8
0.064 mi.
338 ft.

CAVE AUTO SERVICE
1307 JONES ST
AUGUSTA, GA

EDR Hist Auto **1009614197**
N/A

Site 2 of 4 in cluster F

Relative:
Lower

Actual:
139 ft.

EDR Historical Auto Stations:
Name: CAVE AUTO SERVICE
Year: 1970
Type: Automobile Repairing

CAVE AUTO SERVICE (Continued) **1009614197**

Name: WEEKS AUTO CENTER
Year: 1988
Type: Automobile Repairing

Name: WEEKS TRANSMISSION CENTER
Year: 1996
Type: Automobile Repairing & Service

Name: WEEKS TRANSMISSION SVC ASHLEY WEEKS OWNER
Year: 2002
Type: Transmissions-Automobile

Name: WEEKS TRANSMISSION SERVICE
Year: 2002
Type: Transmissions-Automobile

Name: WEEKS TRANSMISSION SERVICE
Year: 1999
Address: 1307 JONES ST

Name: WEEKS TRANSMISSION SERVICE
Year: 2000
Address: 1307 JONES ST

Name: WEEKS TRANSMISSION
Year: 2002
Address: 1307 JONES ST

Name: WEEKS TRANSMISSION SERVICE
Year: 2003
Address: 1307 JONES ST

Name: NAPA WEEKS TRANSMISSION SERVICE IN
Year: 2006
Address: 1307 JONES ST

Name: WEEKS TIRE & AUTO CENTER
Year: 2007
Address: 1307 JONES ST

Name: WEEKS TIRE & AUTO CENTER
Year: 2008
Address: 1307 JONES ST

Name: WEEKS TRANSMISSION SERVICE
Year: 2009
Address: 1307 JONES ST

Name: WEEKS TRANSMISSION TIRE & AUTO
Year: 2010
Address: 1307 JONES ST

Name: WEEKS TRANSMISSION SERVICE
Year: 2011
Address: 1307 JONES ST

Name: WEEKS TRANSMISSION SERVICE

CAVE AUTO SERVICE (Continued) **1009614197**

Year: 2012
Address: 1307 JONES ST

H40
SE
< 1/8
0.069 mi.
362 ft.

JONES S H **EDR Hist Auto** **1009613878**
1011 JONES **N/A**
AUGUSTA, GA

Site 1 of 4 in cluster H

Relative:
Lower

Actual:
139 ft.

EDR Historical Auto Stations:
Name: JONES S H
Year: 1923
Type: Automobile Repairs

I41
WSW
< 1/8
0.070 mi.
372 ft.

DICKS BROS PAINT AND BODY WORKS **EDR Hist Auto** **1009614190**
1296 JONES ST **N/A**
AUGUSTA, GA

Site 1 of 6 in cluster I

Relative:
Lower

Actual:
139 ft.

EDR Historical Auto Stations:
Name: DICKS BROS PAINT AND BODY WORKS
Year: 1953
Type: Automobile Repairing

Name: MARKS AUTO REPAIR
Year: 1965
Type: Automobile Repairing

Name: THREE M AUTO UPHOLSTERY SHOP
Year: 1988
Type: Automobile Repairing

Name: AUGUSTA AUTO UPHOLSTERY
Year: 2001
Address: 1296 JONES ST

E42
South
< 1/8
0.078 mi.
413 ft.

SIMKINS SEED CO. **SEMS-ARCHIVE** **1003868855**
1129 BROAD ST. **GAD981477458**
AUGUSTA, GA 30901

Site 5 of 7 in cluster E

Relative:
Lower

Actual:
139 ft.

SEMS-ARCHIVE:
Site ID: 404320
EPA ID: GAD981477458
Federal Facility: N
NPL: Not on the NPL
Non NPL Status: NFRAP-Site does not qualify for the NPL based on existing information

Following information was gathered from the prior CERCLIS update completed in 10/2013:
Site ID: 0404320
Federal Facility: Not a Federal Facility
NPL Status: Not on the NPL
Non NPL Status: NFRAP-Site does not qualify for the NPL based on existing information

SIMKINS SEED CO. (Continued) **1003868855**

CERCLIS-NFRAP Site Contact Details:

Contact Sequence ID:	4756778.00000
Person ID:	4000275.00000
Contact Sequence ID:	4781086.00000
Person ID:	13002428.00000
Contact Sequence ID:	4823070.00000
Person ID:	4272610.00000

CERCLIS-NFRAP Site Alias Name(s):

Alias Name:	SIMKINS SEED CO.
Alias Address:	Not reported RICHMOND, GA

CERCLIS-NFRAP Assessment History:

Action:	PRELIMINARY ASSESSMENT
Date Started:	/ /
Date Completed:	05/11/87
Priority Level:	NFRAP-Site does not qualify for the NPL based on existing information
Action:	ARCHIVE SITE
Date Started:	/ /
Date Completed:	05/11/87
Priority Level:	Not reported
Action:	DISCOVERY
Date Started:	/ /
Date Completed:	07/29/86
Priority Level:	Not reported

H43 **MURPHY S GARAGE** **EDR Hist Auto** **1009613868**
SE **1005 JONES** **N/A**
< 1/8 **AUGUSTA, GA**
0.081 mi.
428 ft. **Site 2 of 4 in cluster H**

Relative:
Lower

Actual:
139 ft.

EDR Historical Auto Stations:

Name:	MURPHY S GARAGE
Year:	1948
Type:	Automobile Repairers
Name:	MURPHY S GARAGE
Year:	1953
Type:	Automobile Repairing

F44 West < 1/8 0.082 mi. 431 ft. — **AUGUSTA BODY WORKS**, **1321 JONES ST**, **AUGUSTA, GA** — **EDR Hist Auto** — **1009614213** / **N/A**

Site 3 of 4 in cluster F

Relative: Lower
Actual: 139 ft.

EDR Historical Auto Stations:
Name: AUGUSTA BODY WORKS
Year: 1953
Type: Automobile Repairing

E45 South < 1/8 0.082 mi. 434 ft. — **STANDARD AUTO SUPPLY CO**, **1151 BROAD**, **AUGUSTA, GA** — **EDR Hist Auto** — **1009614045** / **N/A**

Site 6 of 7 in cluster E

Relative: Lower
Actual: 139 ft.

EDR Historical Auto Stations:
Name: STANDARD AUTO SUPPLY CO
Year: 1923
Type: Automobile Service Stations

H46 SSE < 1/8 0.087 mi. 457 ft. — **MOORE EDENFIELD ELECTRIC AND MANUFACTURING CO**, **1033 BROAD**, **AUGUSTA, GA** — **EDR Hist Auto** — **1009613919** / **N/A**

Site 3 of 4 in cluster H

Relative: Lower
Actual: 139 ft.

EDR Historical Auto Stations:
Name: MOORE EDENFIELD ELECTRIC AND MANUFACTURING CO
Year: 1912
Type: Automobile Repairs

I47 SW < 1/8 0.095 mi. 501 ft. — **GOODYEAR ASC 2128**, **1285 BROAD ST**, **AUGUSTA, GA 30903** — **GA LUST**, **GA UST**, **GA Financial Assurance** — **U001483237** / **N/A**

Site 2 of 6 in cluster I

Relative: Lower
Actual: 139 ft.

LUST:
Facility ID: 01210114
Leak ID: 1
Description: Confirmed Release
Cleanup Status: NFA - No Further Action
Date Received: 06/10/1996
Project Officer: Adams,Kelly B

Facility:
Facility Id: 1210114
Facility Status: Closed
Facility Type: Commercial
District: East Central
Contact Id: 2709
Owner Name: GOODYEAR TIRE & RUBBER COMPANY
Owner Address: 1144 E MARKET ST
Owner City: AKRON

GOODYEAR ASC 2128 (Continued) **U001483237**

Owner State: OH
Owner Zip: 44316
Owner City,St,Zip: AKRON, OH 44316
Owner Telephone: 216-796-7898

Tanks:

Tank ID: 1
Status: Upgrade Repair Not Marked
Status Date: Not reported

Tank ID: 1
Status: Removed From Ground
Status Date: 06/04/1996

Tank ID: 1
Status: Installed
Status Date: 05/09/1968

Tank ID: 1
Product1: Used Oil
Material: Bare Steel
Capacity: 250
Pipe Material: Bare Steel
Pipe Type: Gravity Fed
Overfill Protection: Yes
Overfill Installed: Not reported
Tank Exempt From Spill: Yes
Date Spill Device Installed: Not reported

GA Financial Assurance 1:

Region: 1
Facility ID: 1210114
Financial Responsiblity: G.U.S.T. Trust Fund

I48 **GOODYEAR AUTO SERVICE CENTER** **RCRA NonGen / NLR** **1000194255**
SW **1285 BROAD ST** **FINDS** **GAD981224314**
< 1/8 **AUGUSTA, GA 30903** **ECHO**
0.095 mi.
501 ft. **Site 3 of 6 in cluster I**

Relative: Lower

Actual: 139 ft.

RCRA NonGen / NLR:

Date form received by agency: 06/03/1998
Facility name: GOODYEAR AUTO SERVICE CENTER
Facility address: 1285 BROAD ST
AUGUSTA, GA 30903
EPA ID: GAD981224314
Mailing address: BROAD ST
AUGUSTA, GA 30903
Contact: DARRYL MOYER
Contact address: 1144 E MARKET ST
AKERON, OH 443160001
Contact country: US
Contact telephone: (330) 796-6240
Contact email: Not reported
EPA Region: 04
Classification: Non-Generator
Description: Handler: Non-Generators do not presently generate hazardous waste

GOODYEAR AUTO SERVICE CENTER (Continued) **1000194255**

Owner/Operator Summary:

Owner/operator name:	OPERNAME
Owner/operator address:	OPERSTREET OPERCITY, WY 99999
Owner/operator country:	Not reported
Owner/operator telephone:	(404) 555-1212
Legal status:	Private
Owner/Operator Type:	Operator
Owner/Op start date:	Not reported
Owner/Op end date:	Not reported

Owner/operator name:	GOODYEAR T & R CO
Owner/operator address:	1144 E MARKET ST AKRON, OH 44316
Owner/operator country:	Not reported
Owner/operator telephone:	(330) 796-6420
Legal status:	Municipal
Owner/Operator Type:	Owner
Owner/Op start date:	Not reported
Owner/Op end date:	Not reported

Handler Activities Summary:

U.S. importer of hazardous waste:	No
Mixed waste (haz. and radioactive):	No
Recycler of hazardous waste:	No
Transporter of hazardous waste:	No
Treater, storer or disposer of HW:	No
Underground injection activity:	No
On-site burner exemption:	No
Furnace exemption:	No
Used oil fuel burner:	No
Used oil processor:	No
User oil refiner:	No
Used oil fuel marketer to burner:	No
Used oil Specification marketer:	No
Used oil transfer facility:	No
Used oil transporter:	No

. Waste code: D000
. Waste name: Not Defined

. Waste code: D001
. Waste name: IGNITABLE WASTE

. Waste code: D006
. Waste name: CADMIUM

. Waste code: D039
. Waste name: TETRACHLOROETHYLENE

Violation Status: No violations found

FINDS:

Registry ID: 110005677160

Environmental Interest/Information System

GOODYEAR AUTO SERVICE CENTER (Continued) **1000194255**

RCRAInfo is a national information system that supports the Resource Conservation and Recovery Act (RCRA) program through the tracking of events and activities related to facilities that generate, transport, and treat, store, or dispose of hazardous waste. RCRAInfo allows RCRA program staff to track the notification, permit, compliance, and corrective action activities required under RCRA.

ECHO:
Envid: 1000194255
Registry ID: 110005677160
DFR URL: http://echo.epa.gov/detailed_facility_report?fid=110005677160

J49 **EDR Hist Auto** **1015184338**
SSW **1213 BROAD ST** **N/A**
< 1/8 **AUGUSTA, GA 30901**
0.096 mi.
506 ft. **Site 1 of 5 in cluster J**

Relative:
Lower

Actual:
139 ft.

EDR Historical Auto Stations:
Name: FIRESTONE MASTER CAR CARE SERVICE IN
Year: 2006
Address: 1213 BROAD ST

Name: FIRESTONE MASTER CAR CARE SERVICE IN
Year: 2007
Address: 1213 BROAD ST

Name: FIRESTONE COMPLETE AUTO CARE
Year: 2010
Address: 1213 BROAD ST

J50 **PLATZBLATT JACK Y** **EDR Hist Auto** **1009614093**
SSW **1209 BROAD** **N/A**
< 1/8 **AUGUSTA, GA**
0.096 mi.
508 ft. **Site 2 of 5 in cluster J**

Relative:
Lower

Actual:
139 ft.

EDR Historical Auto Stations:
Name: PLATZBLATT JACK Y
Year: 1929
Type: Gasoline And Oil Service Stations

---

51 **LEE SAM** **EDR Hist Cleaner** **1009612631**
SW **1281 BROAD** **N/A**
< 1/8 **AUGUSTA, GA**
0.098 mi.
518 ft.

Relative:
Lower

Actual:
139 ft.

EDR Historical Cleaners:
Name: LEE SAM
Year: 1912
Type: Laundries

J52 SSW < 1/8 0.099 mi. 523 ft. — **AUGUSTA TAILORING CO**, **1241 BROAD**, **AUGUSTA, GA** — **EDR Hist Cleaner** — **1009612611** / **N/A**

Site 3 of 5 in cluster J

Relative: Lower
Actual: 139 ft.

EDR Historical Cleaners:

Name:	EVANS JOSEPH
Year:	1912
Type:	Clothes Cleaners And Pressers
Name:	AUGUSTA TAILORING CO
Year:	1917
Type:	Clothes Cleaners And Pressers

J53 SSW < 1/8 0.099 mi. 523 ft. — **EDELSTEIN JACOB**, **1239 BROAD**, **AUGUSTA, GA** — **EDR Hist Cleaner** — **1009612608** / **N/A**

Site 4 of 5 in cluster J

Relative: Lower
Actual: 139 ft.

EDR Historical Cleaners:

Name:	EDELSTEIN JACOB
Year:	1923
Type:	Clothes Cleaners And Pressers

E54 SSW < 1/8 0.099 mi. 525 ft. — **CHUN DER**, **1203 BROAD**, **AUGUSTA, GA** — **EDR Hist Cleaner** — **1009612593** / **N/A**

Site 7 of 7 in cluster E

Relative: Lower
Actual: 139 ft.

EDR Historical Cleaners:

Name:	CHUN DER
Year:	1917
Type:	Laundries

F55 West < 1/8 0.100 mi. 529 ft. — **AIKEN AUTO PARTS ICN DBA NAPA AUTO PARTS**, **1337 REYNOLDS ST**, **AUGUSTA, GA 30901** — **RCRA-CESQG**, **FINDS**, **ECHO** — **1000823089** / **GAD984318790**

Site 4 of 4 in cluster F

Relative: Lower
Actual: 139 ft.

RCRA-CESQG:

Date form received by agency:	07/29/2011
Facility name:	AIKEN AUTO PARTS ICN DBA NAPA AUTO PARTS
Facility address:	1337 REYNOLDS ST AUGUSTA, GA 30901
EPA ID:	GAD984318790
Mailing address:	CALDWELL CT AIKEN, SC 29801
Contact:	LISA M BROOM
Contact address:	CALDWELL CT AIKEN, SC 29801
Contact country:	US
Contact telephone:	(803) 226-9292
Contact email:	NAPAGH@ATLANTICBBN.NET

AIKEN AUTO PARTS ICN DBA NAPA AUTO PARTS (Continued) **1000823089**

EPA Region:	04
Land type:	Private
Classification:	Conditionally Exempt Small Quantity Generator
Description:	Handler: generates 100 kg or less of hazardous waste per calendar month, and accumulates 1000 kg or less of hazardous waste at any time; or generates 1 kg or less of acutely hazardous waste per calendar month, and accumulates at any time: 1 kg or less of acutely hazardous waste; or 100 kg or less of any residue or contaminated soil, waste or other debris resulting from the cleanup of a spill, into or on any land or water, of acutely hazardous waste; or generates 100 kg or less of any residue or contaminated soil, waste or other debris resulting from the cleanup of a spill, into or on any land or water, of acutely hazardous waste during any calendar month, and accumulates at any time: 1 kg or less of acutely hazardous waste; or 100 kg or less of any residue or contaminated soil, waste or other debris resulting from the cleanup of a spill, into or on any land or water, of acutely hazardous waste

Owner/Operator Summary:

Owner/operator name:	GENUINE PARTS COMPANY
Owner/operator address:	CIRCLE 75 PKWY ATLANTA, GA 30339
Owner/operator country:	US
Owner/operator telephone:	Not reported
Legal status:	Private
Owner/Operator Type:	Owner
Owner/Op start date:	01/01/1992
Owner/Op end date:	Not reported

Owner/operator name:	EUGENE CROOK
Owner/operator address:	Not reported Not reported
Owner/operator country:	US
Owner/operator telephone:	Not reported
Legal status:	Private
Owner/Operator Type:	Operator
Owner/Op start date:	01/01/1976
Owner/Op end date:	Not reported

Handler Activities Summary:

U.S. importer of hazardous waste:	No
Mixed waste (haz. and radioactive):	No
Recycler of hazardous waste:	No
Transporter of hazardous waste:	No
Treater, storer or disposer of HW:	No
Underground injection activity:	No
On-site burner exemption:	No
Furnace exemption:	No
Used oil fuel burner:	No
Used oil processor:	No
User oil refiner:	No
Used oil fuel marketer to burner:	No
Used oil Specification marketer:	No
Used oil transfer facility:	No
Used oil transporter:	No

AIKEN AUTO PARTS ICN DBA NAPA AUTO PARTS (Continued) **1000823089**

. Waste code: D039
. Waste name: TETRACHLOROETHYLENE

. Waste code: D040
. Waste name: TRICHLORETHYLENE

Historical Generators:
Date form received by agency: 04/20/2006
Site name: NAPA AUTO PARTS
Classification: Conditionally Exempt Small Quantity Generator

. Waste code: D039
. Waste name: TETRACHLOROETHYLENE

. Waste code: D040
. Waste name: TRICHLORETHYLENE

Date form received by agency: 12/17/1992
Site name: NAPA AUTO PARTS
Classification: Small Quantity Generator

. Waste code: D000
. Waste name: Not Defined

. Waste code: D008
. Waste name: LEAD

Violation Status: No violations found

Evaluation Action Summary:
Evaluation date: 02/07/2006
Evaluation: COMPLIANCE EVALUATION INSPECTION ON-SITE
Area of violation: Not reported
Date achieved compliance: Not reported
Evaluation lead agency: State

FINDS:

Registry ID: 110005704167

Environmental Interest/Information System
RCRAInfo is a national information system that supports the Resource Conservation and Recovery Act (RCRA) program through the tracking of events and activities related to facilities that generate, transport, and treat, store, or dispose of hazardous waste. RCRAInfo allows RCRA program staff to track the notification, permit, compliance, and corrective action activities required under RCRA.

ECHO:
Envid: 1000823089
Registry ID: 110005704167
DFR URL: http://echo.epa.gov/detailed_facility_report?fid=110005704167

J56 SW < 1/8 0.104 mi. 547 ft. — **OSBON S CAR CARE CENTER**, **1253 BROAD ST**, **AUGUSTA, GA** — **EDR Hist Auto** — **1009614156** / **N/A**

Site 5 of 5 in cluster J

Relative: Lower
Actual: 139 ft.

EDR Historical Auto Stations:

Name:	OSBON S CAR CARE CENTER
Year:	1982
Type:	Automobile Repairing
Name:	OSBON S AUTO REPAIR CENTER
Year:	1982
Type:	Automobile Repairing

G57 South < 1/8 0.105 mi. 553 ft. — **WOO BOW**, **1145 BROAD**, **AUGUSTA, GA** — **EDR Hist Cleaner** — **1009612569** / **N/A**

Site 2 of 3 in cluster G

Relative: Lower
Actual: 139 ft.

EDR Historical Cleaners:

Name:	HOP LEE
Year:	1923
Type:	Laundries
Name:	WOO BOW
Year:	1929
Type:	Laundries Chinese

G58 South < 1/8 0.105 mi. 555 ft. — **FORMER GENERAL TIRE STORE**, **1165 BROAD ST**, **AUGUSTA, GA 30901** — **GA LUST**, **GA UST**, **GA Financial Assurance** — **1006792554** / **N/A**

Site 3 of 3 in cluster G

Relative: Lower
Actual: 139 ft.

LUST:

Facility ID:	09121235
Leak ID:	1
Description:	Confirmed Release
Cleanup Status:	NFA -Monitoring Only (MNA)
Date Received:	01/29/2002
Project Officer:	Wallace,Ronald J

Facility:

Facility Id:	9121235
Facility Status:	Closed
Facility Type:	Gas Station
District:	East Central
Contact Id:	4172
Owner Name:	BOARDMAN OIL COMPANY
Owner Address:	P O BOX 850
Owner City:	AUGUSTA
Owner State:	GA
Owner Zip:	30903
Owner City,St,Zip:	AUGUSTA, GA 30903
Owner Telephone:	706-722-5561

FORMER GENERAL TIRE STORE (Continued) **1006792554**

Tanks:

Tank ID:	1
Status:	**Installed**
Status Date:	Not reported
Tank ID:	1
Status:	**Upgrade Repair Not Marked**
Status Date:	Not reported
Tank ID:	1
Status:	**Removed From Ground**
Status Date:	07/01/1991
Tank ID:	1
Product1:	Gas
Material:	Bare Steel
Capacity:	550
Pipe Material:	Bare Steel
Pipe Type:	Suction: No Valve At The Tank
Overfill Protection:	Not reported
Overfill Installed:	Not reported
Tank Exempt From Spill:	Not reported
Date Spill Device Installed:	Not reported
Tank ID:	2
Status:	**Installed**
Status Date:	Not reported
Tank ID:	2
Status:	**Upgrade Repair Not Marked**
Status Date:	Not reported
Tank ID:	2
Status:	**Removed From Ground**
Status Date:	07/01/1991
Tank ID:	2
Product1:	Gas
Material:	Bare Steel
Capacity:	550
Pipe Material:	Bare Steel
Pipe Type:	Suction: No Valve At The Tank
Overfill Protection:	Not reported
Overfill Installed:	Not reported
Tank Exempt From Spill:	Not reported
Date Spill Device Installed:	Not reported
Tank ID:	3
Status:	**Upgrade Repair Not Marked**
Status Date:	Not reported
Tank ID:	3
Status:	**Installed**
Status Date:	Not reported
Tank ID:	3
Status:	**Removed From Ground**

FORMER GENERAL TIRE STORE (Continued) **1006792554**

Status Date:	07/01/1991
Tank ID:	3
Product1:	Gas
Material:	Bare Steel
Capacity:	550
Pipe Material:	Bare Steel
Pipe Type:	Suction: No Valve At The Tank
Overfill Protection:	Not reported
Overfill Installed:	Not reported
Tank Exempt From Spill:	Not reported
Date Spill Device Installed:	Not reported
Tank ID:	4
Status:	**Installed**
Status Date:	Not reported
Tank ID:	4
Status:	**Upgrade Repair Not Marked**
Status Date:	Not reported
Tank ID:	4
Status:	**Removed From Ground**
Status Date:	07/01/1991
Tank ID:	4
Product1:	Gas
Material:	Bare Steel
Capacity:	550
Pipe Material:	Bare Steel
Pipe Type:	Suction: No Valve At The Tank
Overfill Protection:	Not reported
Overfill Installed:	Not reported
Tank Exempt From Spill:	Not reported
Date Spill Device Installed:	Not reported
Tank ID:	5
Status:	**Upgrade Repair Not Marked**
Status Date:	Not reported
Tank ID:	5
Status:	**Installed**
Status Date:	Not reported
Tank ID:	5
Status:	**Removed From Ground**
Status Date:	07/01/1991
Tank ID:	5
Product1:	Kerosene
Material:	Bare Steel
Capacity:	550
Pipe Material:	Bare Steel
Pipe Type:	Suction: No Valve At The Tank
Overfill Protection:	Not reported
Overfill Installed:	Not reported
Tank Exempt From Spill:	Not reported

FORMER GENERAL TIRE STORE (Continued) **1006792554**

Date Spill Device Installed:	Not reported
Tank ID:	6
Status:	**Installed**
Status Date:	Not reported
Tank ID:	6
Status:	**Upgrade Repair Not Marked**
Status Date:	Not reported
Tank ID:	6
Status:	**Removed From Ground**
Status Date:	07/01/1991
Tank ID:	6
Product1:	Used Oil
Material:	Bare Steel
Capacity:	550
Pipe Material:	Bare Steel
Pipe Type:	Gravity Fed
Overfill Protection:	Not reported
Overfill Installed:	Not reported
Tank Exempt From Spill:	Not reported
Date Spill Device Installed:	Not reported

GA Financial Assurance 1:

Region:	1
Facility ID:	9121235
Financial Responsiblity:	G.U.S.T. Trust Fund

I59 **YICK SAM** **EDR Hist Cleaner** **1009612645**
WSW **1305 BROAD** **N/A**
< 1/8 **AUGUSTA, GA**
0.107 mi.
567 ft. **Site 4 of 6 in cluster I**

Relative:
Lower

Actual:
139 ft.

EDR Historical Cleaners:

Name:	LEE SAM
Year:	1917
Type:	Laundries
Name:	YICK SAM
Year:	1923
Type:	Laundries
Name:	YICK SAM
Year:	1929
Type:	Laundries Chinese

I60
WSW
< 1/8
0.109 mi.
574 ft.

SERVICE CENTER
1301 BROAD
AUGUSTA, GA

EDR Hist Auto **1009614192**
N/A

Site 5 of 6 in cluster I

Relative:
Lower

Actual:
139 ft.

EDR Historical Auto Stations:

Name:	WHATLEY SERVICE STATION
Year:	1935
Type:	Gasoline And Oil Service Stations
Name:	YOUNGBLOOD LEWIS
Year:	1948
Type:	Gasoline And Oil Service Stations
Name:	SERVICE CENTER
Year:	1953
Type:	Gasoline Stations

H61
SSE
< 1/8
0.119 mi.
629 ft.

KEE FONG LB
1017 BROAD
AUGUSTA, GA

EDR Hist Cleaner **1009612513**
N/A

Site 4 of 4 in cluster H

Relative:
Lower

Actual:
139 ft.

EDR Historical Cleaners:

Name:	KEE FONG LB
Year:	1912
Type:	Laundries

K62
SE
< 1/8
0.122 mi.
643 ft.

JONES STREET GARAGE
954 JONES ST
AUGUSTA, GA

EDR Hist Auto **1009616119**
N/A

Site 1 of 2 in cluster K

Relative:
Lower

Actual:
139 ft.

EDR Historical Auto Stations:

Name:	JONES STREET GARAGE
Year:	1935
Type:	Automobile Repairing

63
SSE
< 1/8
0.122 mi.
643 ft.

WIGFALL GEO
209 11TH ST
AUGUSTA, GA

EDR Hist Auto **1009614869**
N/A

Relative:
Lower

Actual:
139 ft.

EDR Historical Auto Stations:

Name:	WIGFALL GEO
Year:	1929
Type:	Automobile Repairing

I64 WSW < 1/8 0.123 mi. 648 ft. | **JOW BENNY LAUNDRY** | **EDR Hist Cleaner** | **1009612635** | **N/A**
1284 BROAD
AUGUSTA, GA

Site 6 of 6 in cluster I

Relative: Lower

Actual: 139 ft.

EDR Historical Cleaners:

Name:	SAM LOUIE
Year:	1948
Type:	Laundries
Name:	JOW BENNY LAUNDRY
Year:	1953
Type:	Laundries

L65 West 1/8-1/4 0.129 mi. 682 ft. | **AUTOMOTIVE REFINISH TECH** | **RCRA NonGen / NLR** | **1000132390**
1350 REYNOLDS ST | **FINDS** | **GAD981218019**
AUGUSTA, GA 30901 | **ECHO**

Site 1 of 2 in cluster L

Relative: Lower

Actual: 139 ft.

RCRA NonGen / NLR:

Date form received by agency:	05/31/2005
Facility name:	AUTOMOTIVE REFINISH TECH
Facility address:	1350 REYNOLDS ST AUGUSTA, GA 30901
EPA ID:	GAD981218019
Mailing address:	REYNOLDS ST AUGUSTA, GA 30901
Contact:	JOEL THACKER
Contact address:	1350 REYNOLDS ST AUGUSTA, GA 30901
Contact country:	US
Contact telephone:	(706) 823-3864
Contact email:	Not reported
EPA Region:	04
Land type:	Private
Classification:	Non-Generator
Description:	Handler: Non-Generators do not presently generate hazardous waste

Owner/Operator Summary:

Owner/operator name:	OPERNAME
Owner/operator address:	OPERSTREET OPERCITY, WY 99999
Owner/operator country:	Not reported
Owner/operator telephone:	(404) 555-1212
Legal status:	Private
Owner/Operator Type:	Operator
Owner/Op start date:	Not reported
Owner/Op end date:	Not reported
Owner/operator name:	STAFFORD FRANK/J A STAFFORD CO INC
Owner/operator address:	1350 REYNOLDS STREET AUGUSTA, GA 30901
Owner/operator country:	Not reported
Owner/operator telephone:	(800) 277-2209
Legal status:	Private
Owner/Operator Type:	Owner
Owner/Op start date:	Not reported

AUTOMOTIVE REFINISH TECH (Continued) **1000132390**

Owner/Op end date: Not reported

Handler Activities Summary:

U.S. importer of hazardous waste:	No
Mixed waste (haz. and radioactive):	No
Recycler of hazardous waste:	No
Transporter of hazardous waste:	No
Treater, storer or disposer of HW:	No
Underground injection activity:	No
On-site burner exemption:	No
Furnace exemption:	No
Used oil fuel burner:	No
Used oil processor:	No
User oil refiner:	No
Used oil fuel marketer to burner:	No
Used oil Specification marketer:	No
Used oil transfer facility:	No
Used oil transporter:	No

. Waste code: D001
. Waste name: IGNITABLE WASTE

. Waste code: D035
. Waste name: METHYL ETHYL KETONE

. Waste code: F003
. Waste name: THE FOLLOWING SPENT NONHALOGENATED SOLVENTS: XYLENE, ACETONE, ETHYL ACETATE, ETHYL BENZENE, ETHYL ETHER, METHYL ISOBUTYL KETONE, N-BUTYL ALCOHOL, CYCLOHEXANONE, AND METHANOL; ALL SPENT SOLVENT MIXTURES/BLENDS CONTAINING, BEFORE USE, ONLY THE ABOVE SPENT NONHALOGENATED SOLVENTS; AND ALL SPENT SOLVENT MIXTURES/BLENDS CONTAINING, BEFORE USE, ONE OR MORE OF THE ABOVE NONHALOGENATED SOLVENTS, AND A TOTAL OF TEN PERCENT OR MORE (BY VOLUME) OF ONE OR MORE OF THOSE SOLVENTS LISTED IN F001, F002, F004, AND F005; AND STILL BOTTOMS FROM THE RECOVERY OF THESE SPENT SOLVENTS AND SPENT SOLVENT MIXTURES.

. Waste code: F005
. Waste name: THE FOLLOWING SPENT NONHALOGENATED SOLVENTS: TOLUENE, METHYL ETHYL KETONE, CARBON DISULFIDE, ISOBUTANOL, PYRIDINE, BENZENE, 2-ETHOXYETHANOL, AND 2-NITROPROPANE; ALL SPENT SOLVENT MIXTURES/BLENDS CONTAINING, BEFORE USE, A TOTAL OF TEN PERCENT OR MORE (BY VOLUME) OF ONE OR MORE OF THE ABOVE NONHALOGENATED SOLVENTS OR THOSE SOLVENTS LISTED IN F001, F002, OR F004; AND STILL BOTTOMS FROM THE RECOVERY OF THESE SPENT SOLVENTS AND SPENT SOLVENT MIXTURES.

Historical Generators:
Date form received by agency: 11/24/1998
Site name: AUTOMOTIVE REFINISH TECH
Classification: Conditionally Exempt Small Quantity Generator

. Waste code: D001
. Waste name: IGNITABLE WASTE

. Waste code: D035
. Waste name: METHYL ETHYL KETONE

AUTOMOTIVE REFINISH TECH (Continued) **1000132390**

. Waste code: F003
. Waste name: THE FOLLOWING SPENT NONHALOGENATED SOLVENTS: XYLENE, ACETONE, ETHYL ACETATE, ETHYL BENZENE, ETHYL ETHER, METHYL ISOBUTYL KETONE, N-BUTYL ALCOHOL, CYCLOHEXANONE, AND METHANOL; ALL SPENT SOLVENT MIXTURES/BLENDS CONTAINING, BEFORE USE, ONLY THE ABOVE SPENT NONHALOGENATED SOLVENTS; AND ALL SPENT SOLVENT MIXTURES/BLENDS CONTAINING, BEFORE USE, ONE OR MORE OF THE ABOVE NONHALOGENATED SOLVENTS, AND A TOTAL OF TEN PERCENT OR MORE (BY VOLUME) OF ONE OR MORE OF THOSE SOLVENTS LISTED IN F001, F002, F004, AND F005; AND STILL BOTTOMS FROM THE RECOVERY OF THESE SPENT SOLVENTS AND SPENT SOLVENT MIXTURES.

. Waste code: F005
. Waste name: THE FOLLOWING SPENT NONHALOGENATED SOLVENTS: TOLUENE, METHYL ETHYL KETONE, CARBON DISULFIDE, ISOBUTANOL, PYRIDINE, BENZENE, 2-ETHOXYETHANOL, AND 2-NITROPROPANE; ALL SPENT SOLVENT MIXTURES/BLENDS CONTAINING, BEFORE USE, A TOTAL OF TEN PERCENT OR MORE (BY VOLUME) OF ONE OR MORE OF THE ABOVE NONHALOGENATED SOLVENTS OR THOSE SOLVENTS LISTED IN F001, F002, OR F004; AND STILL BOTTOMS FROM THE RECOVERY OF THESE SPENT SOLVENTS AND SPENT SOLVENT MIXTURES.

Violation Status: No violations found

Evaluation Action Summary:
Evaluation date: 11/24/1998
Evaluation: COMPLIANCE EVALUATION INSPECTION ON-SITE
Area of violation: Not reported
Date achieved compliance: Not reported
Evaluation lead agency: State

Evaluation date: 03/18/1992
Evaluation: COMPLIANCE EVALUATION INSPECTION ON-SITE
Area of violation: Not reported
Date achieved compliance: Not reported
Evaluation lead agency: State

FINDS:

Registry ID: 110005673173

Environmental Interest/Information System
RCRAInfo is a national information system that supports the Resource Conservation and Recovery Act (RCRA) program through the tracking of events and activities related to facilities that generate, transport, and treat, store, or dispose of hazardous waste. RCRAInfo allows RCRA program staff to track the notification, permit, compliance, and corrective action activities required under RCRA.

ECHO:
Envid: 1000132390
Registry ID: 110005673173
DFR URL: http://echo.epa.gov/detailed_facility_report?fid=110005673173

L66 WNW 1/8-1/4 0.133 mi. 704 ft. | **HOLOX WELDING SUPPLIES** | **GA NON-HSI** | **S103439969** | **N/A**
1355 REYNOLDS ST.
AUGUSTA, GA

Site 2 of 2 in cluster L

Relative: Lower

Actual: 139 ft.

NON HSI:

Latitude:	33.480
Longitude:	-81.975
Ground Water Pathway Score:	2.4
On-Site Pathway Score:	0
Report Date:	Not reported
Additional Info:	Not reported
Contamination:	carbon disulfide

---

67 West 1/8-1/4 0.135 mi. 711 ft. | **KENDRICK PAINT AND BODY SHOP INC** | **RCRA-SQG FINDS ECHO** | **1000192065** | **GAD981218597**
1333 BROAD ST
AUGUSTA, GA 30901

Relative: Lower

Actual: 139 ft.

RCRA-SQG:

Date form received by agency:	03/02/2005
Facility name:	KENDRICK PAINT AND BODY SHOP INC
Facility address:	1333 BROAD ST AUGUSTA, GA 30901
EPA ID:	GAD981218597
Mailing address:	BROAD ST AUGUSTA, GA 30901
Contact:	JAMES A DREW
Contact address:	BROAD ST AUGUSTA, GA 30901
Contact country:	US
Contact telephone:	(706) 432-3772
Telephone ext.:	3772
Contact email:	Not reported
EPA Region:	04
Land type:	Private
Classification:	Small Small Quantity Generator
Description:	Handler: generates more than 100 and less than 1000 kg of hazardous waste during any calendar month and accumulates less than 6000 kg of hazardous waste at any time; or generates 100 kg or less of hazardous waste during any calendar month, and accumulates more than 1000 kg of hazardous waste at any time

Owner/Operator Summary:

Owner/operator name:	KENDRICK PAINT AND BODY SHOP INC
Owner/operator address:	Not reported Not reported
Owner/operator country:	US
Owner/operator telephone:	Not reported
Legal status:	Private
Owner/Operator Type:	Operator
Owner/Op start date:	01/01/1983
Owner/Op end date:	Not reported
Owner/operator name:	KENDRICK JIMMY
Owner/operator address:	OWNERSTREET OWNERCITY, WY 99999

KENDRICK PAINT AND BODY SHOP INC (Continued) **1000192065**

Owner/operator country: Not reported
Owner/operator telephone: (404) 555-1212
Legal status: Private
Owner/Operator Type: Owner
Owner/Op start date: Not reported
Owner/Op end date: Not reported

Owner/operator name: OPERNAME
Owner/operator address: OPERSTREET
OPERCITY, WY 99999
Owner/operator country: Not reported
Owner/operator telephone: (404) 555-1212
Legal status: Private
Owner/Operator Type: Operator
Owner/Op start date: Not reported
Owner/Op end date: Not reported

Owner/operator name: KENDRICK PAINT AND BODY SHOP INC
Owner/operator address: BROAD ST
AUGUSTA, GA 30901
Owner/operator country: US
Owner/operator telephone: Not reported
Legal status: Private
Owner/Operator Type: Owner
Owner/Op start date: 01/01/1983
Owner/Op end date: Not reported

Handler Activities Summary:
U.S. importer of hazardous waste: No
Mixed waste (haz. and radioactive): No
Recycler of hazardous waste: No
Transporter of hazardous waste: No
Treater, storer or disposer of HW: No
Underground injection activity: No
On-site burner exemption: No
Furnace exemption: No
Used oil fuel burner: No
Used oil processor: No
User oil refiner: No
Used oil fuel marketer to burner: No
Used oil Specification marketer: No
Used oil transfer facility: No
Used oil transporter: No

. Waste code: D001
. Waste name: IGNITABLE WASTE

. Waste code: F003
. Waste name: THE FOLLOWING SPENT NONHALOGENATED SOLVENTS: XYLENE, ACETONE, ETHYL ACETATE, ETHYL BENZENE, ETHYL ETHER, METHYL ISOBUTYL KETONE, N-BUTYL ALCOHOL, CYCLOHEXANONE, AND METHANOL; ALL SPENT SOLVENT MIXTURES/BLENDS CONTAINING, BEFORE USE, ONLY THE ABOVE SPENT NONHALOGENATED SOLVENTS; AND ALL SPENT SOLVENT MIXTURES/BLENDS CONTAINING, BEFORE USE, ONE OR MORE OF THE ABOVE NONHALOGENATED SOLVENTS, AND A TOTAL OF TEN PERCENT OR MORE (BY VOLUME) OF ONE OR MORE OF THOSE SOLVENTS LISTED IN F001, F002, F004, AND F005; AND STILL BOTTOMS FROM THE RECOVERY OF THESE SPENT SOLVENTS AND SPENT SOLVENT

KENDRICK PAINT AND BODY SHOP INC (Continued) **1000192065**

MIXTURES.

. Waste code: F005
. Waste name: THE FOLLOWING SPENT NONHALOGENATED SOLVENTS: TOLUENE, METHYL ETHYL KETONE, CARBON DISULFIDE, ISOBUTANOL, PYRIDINE, BENZENE, 2-ETHOXYETHANOL, AND 2-NITROPROPANE; ALL SPENT SOLVENT MIXTURES/BLENDS CONTAINING, BEFORE USE, A TOTAL OF TEN PERCENT OR MORE (BY VOLUME) OF ONE OR MORE OF THE ABOVE NONHALOGENATED SOLVENTS OR THOSE SOLVENTS LISTED IN F001, F002, OR F004; AND STILL BOTTOMS FROM THE RECOVERY OF THESE SPENT SOLVENTS AND SPENT SOLVENT MIXTURES.

Historical Generators:
Date form received by agency: 01/10/2005
Site name: KENDRICK PAINT AND BODY INC
Classification: Small Quantity Generator

. Waste code: D001
. Waste name: IGNITABLE WASTE

. Waste code: F003
. Waste name: THE FOLLOWING SPENT NONHALOGENATED SOLVENTS: XYLENE, ACETONE, ETHYL ACETATE, ETHYL BENZENE, ETHYL ETHER, METHYL ISOBUTYL KETONE, N-BUTYL ALCOHOL, CYCLOHEXANONE, AND METHANOL; ALL SPENT SOLVENT MIXTURES/BLENDS CONTAINING, BEFORE USE, ONLY THE ABOVE SPENT NONHALOGENATED SOLVENTS; AND ALL SPENT SOLVENT MIXTURES/BLENDS CONTAINING, BEFORE USE, ONE OR MORE OF THE ABOVE NONHALOGENATED SOLVENTS, AND A TOTAL OF TEN PERCENT OR MORE (BY VOLUME) OF ONE OR MORE OF THOSE SOLVENTS LISTED IN F001, F002, F004, AND F005; AND STILL BOTTOMS FROM THE RECOVERY OF THESE SPENT SOLVENTS AND SPENT SOLVENT MIXTURES.

. Waste code: F005
. Waste name: THE FOLLOWING SPENT NONHALOGENATED SOLVENTS: TOLUENE, METHYL ETHYL KETONE, CARBON DISULFIDE, ISOBUTANOL, PYRIDINE, BENZENE, 2-ETHOXYETHANOL, AND 2-NITROPROPANE; ALL SPENT SOLVENT MIXTURES/BLENDS CONTAINING, BEFORE USE, A TOTAL OF TEN PERCENT OR MORE (BY VOLUME) OF ONE OR MORE OF THE ABOVE NONHALOGENATED SOLVENTS OR THOSE SOLVENTS LISTED IN F001, F002, OR F004; AND STILL BOTTOMS FROM THE RECOVERY OF THESE SPENT SOLVENTS AND SPENT SOLVENT MIXTURES.

Date form received by agency: 08/04/1986
Site name: KENDRICK PAINT AND BODY
Classification: Small Quantity Generator

. Waste code: D000
. Waste name: Not Defined

. Waste code: D001
. Waste name: IGNITABLE WASTE

. Waste code: F003
. Waste name: THE FOLLOWING SPENT NONHALOGENATED SOLVENTS: XYLENE, ACETONE, ETHYL ACETATE, ETHYL BENZENE, ETHYL ETHER, METHYL ISOBUTYL KETONE, N-BUTYL ALCOHOL, CYCLOHEXANONE, AND METHANOL; ALL SPENT SOLVENT MIXTURES/BLENDS CONTAINING, BEFORE USE, ONLY THE ABOVE SPENT NONHALOGENATED SOLVENTS; AND ALL SPENT SOLVENT MIXTURES/BLENDS CONTAINING, BEFORE USE, ONE OR MORE OF THE ABOVE NONHALOGENATED

KENDRICK PAINT AND BODY SHOP INC (Continued) **1000192065**

SOLVENTS, AND A TOTAL OF TEN PERCENT OR MORE (BY VOLUME) OF ONE OR MORE OF THOSE SOLVENTS LISTED IN F001, F002, F004, AND F005; AND STILL BOTTOMS FROM THE RECOVERY OF THESE SPENT SOLVENTS AND SPENT SOLVENT MIXTURES.

. Waste code: F005
. Waste name: THE FOLLOWING SPENT NONHALOGENATED SOLVENTS: TOLUENE, METHYL ETHYL KETONE, CARBON DISULFIDE, ISOBUTANOL, PYRIDINE, BENZENE, 2-ETHOXYETHANOL, AND 2-NITROPROPANE; ALL SPENT SOLVENT MIXTURES/BLENDS CONTAINING, BEFORE USE, A TOTAL OF TEN PERCENT OR MORE (BY VOLUME) OF ONE OR MORE OF THE ABOVE NONHALOGENATED SOLVENTS OR THOSE SOLVENTS LISTED IN F001, F002, OR F004; AND STILL BOTTOMS FROM THE RECOVERY OF THESE SPENT SOLVENTS AND SPENT SOLVENT MIXTURES.

Facility Has Received Notices of Violations:
Regulation violated: Not reported
Area of violation: Generators - Pre-transport
Date violation determined: 09/01/2006
Date achieved compliance: 10/23/2006
Violation lead agency: State
Enforcement action: WRITTEN INFORMAL
Enforcement action date: 10/10/2006
Enf. disposition status: Not reported
Enf. disp. status date: Not reported
Enforcement lead agency: State
Proposed penalty amount: Not reported
Final penalty amount: Not reported
Paid penalty amount: Not reported

Evaluation Action Summary:
Evaluation date: 03/04/2010
Evaluation: COMPLIANCE EVALUATION INSPECTION ON-SITE
Area of violation: Not reported
Date achieved compliance: Not reported
Evaluation lead agency: State

Evaluation date: 09/01/2006
Evaluation: COMPLIANCE EVALUATION INSPECTION ON-SITE
Area of violation: Generators - Pre-transport
Date achieved compliance: 10/23/2006
Evaluation lead agency: State

FINDS:

Registry ID: 110005673618

Environmental Interest/Information System
RCRAInfo is a national information system that supports the Resource Conservation and Recovery Act (RCRA) program through the tracking of events and activities related to facilities that generate, transport, and treat, store, or dispose of hazardous waste. RCRAInfo allows RCRA program staff to track the notification, permit, compliance, and corrective action activities required under RCRA.

ECHO:

KENDRICK PAINT AND BODY SHOP INC (Continued) **1000192065**

Envid: 1000192065
Registry ID: 110005673618
DFR URL: http://echo.epa.gov/detailed_facility_report?fid=110005673618

M68 WSW 1/8-1/4 0.137 mi. 722 ft. | **BP OIL SITE #45242** | **RCRA NonGen / NLR** | **1004686917**
203 13TH ST @ BROAD | **GAD984298794**
AUGUSTA, GA 30910

Site 1 of 2 in cluster M

Relative: Lower

Actual: 139 ft.

RCRA NonGen / NLR:

Date form received by agency:	10/16/2008
Facility name:	BP OIL SITE #45242
Facility address:	203 13TH ST @ BROAD AUGUSTA, GA 30910
EPA ID:	GAD984298794
Mailing address:	PO BOX 2179 MT PLEASANT, SC 294652179
Contact:	FRANK BARCO
Contact address:	PO BOX 2179 MT PLEASANT, SC 294652179
Contact country:	US
Contact telephone:	(803) 849-2190
Contact email:	Not reported
EPA Region:	04
Classification:	Non-Generator
Description:	Handler: Non-Generators do not presently generate hazardous waste

Owner/Operator Summary:

Owner/operator name:	BP OIL - P GARREN DEALER
Owner/operator address:	200 PUBLIC SQUARE #5 CLEVELAND, OH 44144
Owner/operator country:	Not reported
Owner/operator telephone:	(216) 586-5398
Legal status:	Private
Owner/Operator Type:	Owner
Owner/Op start date:	Not reported
Owner/Op end date:	Not reported

Handler Activities Summary:

U.S. importer of hazardous waste:	No
Mixed waste (haz. and radioactive):	No
Recycler of hazardous waste:	No
Transporter of hazardous waste:	No
Treater, storer or disposer of HW:	No
Underground injection activity:	No
On-site burner exemption:	No
Furnace exemption:	No
Used oil fuel burner:	No
Used oil processor:	No
User oil refiner:	No
Used oil fuel marketer to burner:	No
Used oil Specification marketer:	No
Used oil transfer facility:	No
Used oil transporter:	No

BP OIL SITE #45242 (Continued) **1004686917**

Historical Generators:
Date form received by agency: 08/02/1991
Site name: BP OIL SITE #45242
Classification: Conditionally Exempt Small Quantity Generator

. Waste code: D001
. Waste name: IGNITABLE WASTE

. Waste code: D018
. Waste name: BENZENE

Violation Status: No violations found

M69 **GARRENS CORNER BP** **GA LUST** **1006788870**
WSW **203 THIRTEENTH ST @ BROAD ST** **GA UST** **N/A**
1/8-1/4 **AUGUSTA, GA 30901** **GA Financial Assurance**
0.137 mi.
722 ft. **Site 2 of 2 in cluster M**

Relative:
Lower

Actual:
139 ft.

LUST:
Facility ID: 09000075
Leak ID: 1
Description: Confirmed Release
Cleanup Status: NFA - Remediation
Date Received: 07/06/1992
Project Officer: Buerkle,Andrea C

Facility ID: 09000075
Leak ID: 1
Description: Suspected Release
Cleanup Status: NFA - Remediation
Date Received: 04/30/1992
Project Officer: Buerkle,Andrea C

Facility ID: 09000075
Leak ID: 2
Description: Confirmed Release
Cleanup Status: NFA - Remediation
Date Received: 12/12/1997
Project Officer: Buerkle,Andrea C

Facility:
Facility Id: 9000075
Facility Status: Closed
Facility Type: Gas Station
District: East Central
Contact Id: 6716
Owner Name: PAUL GARREN
Owner Address: 2426 KINGS WAY
Owner City: AUGUSTA
Owner State: GA
Owner Zip: 30904
Owner City,St,Zip: AUGUSTA, GA 30904
Owner Telephone: 706-724-1661

Tanks:
Tank ID: 1
Status: **Permanently Out Of Use**

GARRENS CORNER BP (Continued) **1006788870**

Status Date:	Not reported
Tank ID:	1
Status:	**Upgrade Repair Not Marked**
Status Date:	Not reported
Tank ID:	1
Status:	**Installed**
Status Date:	05/07/1961
Tank ID:	1
Product1:	Gas
Material:	Bare Steel
Capacity:	10000
Pipe Material:	Galvanized Steel
Pipe Type:	Not Marked
Overfill Protection:	Not reported
Overfill Installed:	Not reported
Tank Exempt From Spill:	Not reported
Date Spill Device Installed:	Not reported
Tank ID:	2
Status:	**Permanently Out Of Use**
Status Date:	Not reported
Tank ID:	2
Status:	**Upgrade Repair Not Marked**
Status Date:	Not reported
Tank ID:	2
Status:	**Installed**
Status Date:	05/07/1961
Tank ID:	2
Product1:	Gas
Material:	Bare Steel
Capacity:	10000
Pipe Material:	Galvanized Steel
Pipe Type:	Not Marked
Overfill Protection:	Not reported
Overfill Installed:	Not reported
Tank Exempt From Spill:	Not reported
Date Spill Device Installed:	Not reported
Tank ID:	3
Status:	**Permanently Out Of Use**
Status Date:	Not reported
Tank ID:	3
Status:	**Upgrade Repair Not Marked**
Status Date:	Not reported
Tank ID:	3
Status:	**Installed**
Status Date:	05/07/1961
Tank ID:	3

GARRENS CORNER BP (Continued) **1006788870**

Product1:	Gas
Material:	Bare Steel
Capacity:	10000
Pipe Material:	Galvanized Steel
Pipe Type:	Not Marked
Overfill Protection:	Not reported
Overfill Installed:	Not reported
Tank Exempt From Spill:	Not reported
Date Spill Device Installed:	Not reported

Tank ID:	4
Status:	**Upgrade Repair Not Marked**
Status Date:	Not reported

Tank ID:	4
Status:	**Permanently Out Of Use**
Status Date:	Not reported

Tank ID:	4
Status:	**Installed**
Status Date:	05/07/1961

Tank ID:	4
Product1:	Used Oil
Material:	Not Marked/Unknown
Capacity:	285
Pipe Material:	Galvanized Steel
Pipe Type:	Not Marked
Overfill Protection:	Yes
Overfill Installed:	Not reported
Tank Exempt From Spill:	Yes
Date Spill Device Installed:	Not reported

Tank ID:	5
Status:	**Upgrade Repair Not Marked**
Status Date:	Not reported

Tank ID:	5
Status:	**Removed From Ground**
Status Date:	11/01/1997

Tank ID:	5
Status:	**Installed**
Status Date:	11/14/1988

Tank ID:	5
Product1:	Gas
Material:	Fiberglass
Capacity:	10000
Pipe Material:	Fiberglass Reinforced Plastic
Pipe Type:	Pressure
Overfill Protection:	Not reported
Overfill Installed:	Not reported
Tank Exempt From Spill:	Not reported
Date Spill Device Installed:	Not reported

Tank ID:	6

GARRENS CORNER BP (Continued) **1006788870**

Status:	**Upgrade Repair Not Marked**
Status Date:	Not reported
Tank ID:	6
Status:	**Removed From Ground**
Status Date:	11/01/1997
Tank ID:	6
Status:	**Installed**
Status Date:	11/14/1988
Tank ID:	6
Product1:	Gas
Material:	Fiberglass
Capacity:	10000
Pipe Material:	Fiberglass Reinforced Plastic
Pipe Type:	Pressure
Overfill Protection:	Not reported
Overfill Installed:	Not reported
Tank Exempt From Spill:	Not reported
Date Spill Device Installed:	Not reported
Tank ID:	7
Status:	**Upgrade Repair Not Marked**
Status Date:	Not reported
Tank ID:	7
Status:	**Removed From Ground**
Status Date:	11/01/1997
Tank ID:	7
Status:	**Installed**
Status Date:	11/14/1988
Tank ID:	7
Product1:	Gas
Material:	Fiberglass
Capacity:	10000
Pipe Material:	Fiberglass Reinforced Plastic
Pipe Type:	Pressure
Overfill Protection:	Not reported
Overfill Installed:	Not reported
Tank Exempt From Spill:	Not reported
Date Spill Device Installed:	Not reported
Tank ID:	8
Status:	**Upgrade Repair Not Marked**
Status Date:	Not reported
Tank ID:	8
Status:	**Installed**
Status Date:	Not reported
Tank ID:	8
Status:	**Permanently Out Of Use**
Status Date:	Not reported

GARRENS CORNER BP (Continued) **1006788870**

Tank ID:	8
Product1:	Used Oil
Material:	Not Marked/Unknown
Capacity:	550
Pipe Material:	Not Marked
Pipe Type:	Not Marked
Overfill Protection:	Yes
Overfill Installed:	Not reported
Tank Exempt From Spill:	Yes
Date Spill Device Installed:	Not reported

GA Financial Assurance 1:

Region:	1
Facility ID:	9000075
Financial Responsiblity:	G.U.S.T. Trust Fund

K70 **METAMARK GENETICS** **RCRA-SQG** **1010563151**
SE **985 BROAD ST SUITE A** **ECHO** **GAR000051417**
1/8-1/4 **AUGUSTA, GA 30901**
0.139 mi.
736 ft. **Site 2 of 2 in cluster K**

Relative:
Lower

Actual:
139 ft.

RCRA-SQG:

Date form received by agency:	10/05/2015
Facility name:	METAMARK GENETICS
Facility address:	985 BROAD ST SUITE A AUGUSTA, GA 30901
EPA ID:	GAR000051417
Mailing address:	BROAD ST AUGUSTA, GA 30901
Contact:	MICHAEL D CARR
Contact address:	BROAD ST AUGUSTA, GA 30901
Contact country:	US
Contact telephone:	(210) 663-4370
Contact email:	MICHAEL.CARR@METAMARKGENTICS.COM
EPA Region:	04
Land type:	Private
Classification:	Small Small Quantity Generator
Description:	Handler: generates more than 100 and less than 1000 kg of hazardous waste during any calendar month and accumulates less than 6000 kg of hazardous waste at any time; or generates 100 kg or less of hazardous waste during any calendar month, and accumulates more than 1000 kg of hazardous waste at any time

Owner/Operator Summary:

Owner/operator name:	HEALTHRONICS LABORATORY SOLUTIONS
Owner/operator address:	BROAD ST AUGUSTA, GA 30901
Owner/operator country:	US
Owner/operator telephone:	(706) 721-9341
Legal status:	Private
Owner/Operator Type:	Owner
Owner/Op start date:	11/15/2007
Owner/Op end date:	Not reported

METAMARK GENETICS (Continued) **1010563151**

Owner/operator name: THE PORTER CO
Owner/operator address: FLEETWOOD PLAZA
HENDERSONVILLE, NC 28739
Owner/operator country: US
Owner/operator telephone: (828) 243-5544
Legal status: Private
Owner/Operator Type: Owner
Owner/Op start date: 01/01/2001
Owner/Op end date: Not reported

Owner/operator name: HEALTHRONICS INC
Owner/operator address: Not reported
Not reported
Owner/operator country: Not reported
Owner/operator telephone: Not reported
Legal status: Private
Owner/Operator Type: Operator
Owner/Op start date: 11/15/2007
Owner/Op end date: Not reported

Handler Activities Summary:
U.S. importer of hazardous waste: No
Mixed waste (haz. and radioactive): No
Recycler of hazardous waste: No
Transporter of hazardous waste: No
Treater, storer or disposer of HW: No
Underground injection activity: No
On-site burner exemption: No
Furnace exemption: No
Used oil fuel burner: No
Used oil processor: No
User oil refiner: No
Used oil fuel marketer to burner: No
Used oil Specification marketer: No
Used oil transfer facility: No
Used oil transporter: No

. Waste code: D001
. Waste name: IGNITABLE WASTE

. Waste code: F003
. Waste name: THE FOLLOWING SPENT NONHALOGENATED SOLVENTS: XYLENE, ACETONE, ETHYL ACETATE, ETHYL BENZENE, ETHYL ETHER, METHYL ISOBUTYL KETONE, N-BUTYL ALCOHOL, CYCLOHEXANONE, AND METHANOL; ALL SPENT SOLVENT MIXTURES/BLENDS CONTAINING, BEFORE USE, ONLY THE ABOVE SPENT NONHALOGENATED SOLVENTS; AND ALL SPENT SOLVENT MIXTURES/BLENDS CONTAINING, BEFORE USE, ONE OR MORE OF THE ABOVE NONHALOGENATED SOLVENTS, AND A TOTAL OF TEN PERCENT OR MORE (BY VOLUME) OF ONE OR MORE OF THOSE SOLVENTS LISTED IN F001, F002, F004, AND F005; AND STILL BOTTOMS FROM THE RECOVERY OF THESE SPENT SOLVENTS AND SPENT SOLVENT MIXTURES.

Historical Generators:
Date form received by agency: 05/22/2013
Site name: HEALTHRONICS LABORATORY SOLUTIONS
Classification: Small Quantity Generator

METAMARK GENETICS (Continued) **1010563151**

. Waste code: D001
. Waste name: IGNITABLE WASTE

. Waste code: F003
. Waste name: THE FOLLOWING SPENT NONHALOGENATED SOLVENTS: XYLENE, ACETONE, ETHYL ACETATE, ETHYL BENZENE, ETHYL ETHER, METHYL ISOBUTYL KETONE, N-BUTYL ALCOHOL, CYCLOHEXANONE, AND METHANOL; ALL SPENT SOLVENT MIXTURES/BLENDS CONTAINING, BEFORE USE, ONLY THE ABOVE SPENT NONHALOGENATED SOLVENTS; AND ALL SPENT SOLVENT MIXTURES/BLENDS CONTAINING, BEFORE USE, ONE OR MORE OF THE ABOVE NONHALOGENATED SOLVENTS, AND A TOTAL OF TEN PERCENT OR MORE (BY VOLUME) OF ONE OR MORE OF THOSE SOLVENTS LISTED IN F001, F002, F004, AND F005; AND STILL BOTTOMS FROM THE RECOVERY OF THESE SPENT SOLVENTS AND SPENT SOLVENT MIXTURES.

Date form received by agency: 07/19/2010
Site name: HEALTHRONICS LABORATORY SOLUTIONS
Classification: Small Quantity Generator

. Waste code: D001
. Waste name: IGNITABLE WASTE

. Waste code: D011
. Waste name: SILVER

. Waste code: F003
. Waste name: THE FOLLOWING SPENT NONHALOGENATED SOLVENTS: XYLENE, ACETONE, ETHYL ACETATE, ETHYL BENZENE, ETHYL ETHER, METHYL ISOBUTYL KETONE, N-BUTYL ALCOHOL, CYCLOHEXANONE, AND METHANOL; ALL SPENT SOLVENT MIXTURES/BLENDS CONTAINING, BEFORE USE, ONLY THE ABOVE SPENT NONHALOGENATED SOLVENTS; AND ALL SPENT SOLVENT MIXTURES/BLENDS CONTAINING, BEFORE USE, ONE OR MORE OF THE ABOVE NONHALOGENATED SOLVENTS, AND A TOTAL OF TEN PERCENT OR MORE (BY VOLUME) OF ONE OR MORE OF THOSE SOLVENTS LISTED IN F001, F002, F004, AND F005; AND STILL BOTTOMS FROM THE RECOVERY OF THESE SPENT SOLVENTS AND SPENT SOLVENT MIXTURES.

Date form received by agency: 05/12/2008
Site name: CLARIPATH LABORATORIES
Classification: Small Quantity Generator

. Waste code: D001
. Waste name: IGNITABLE WASTE

. Waste code: D011
. Waste name: SILVER

. Waste code: F003
. Waste name: THE FOLLOWING SPENT NONHALOGENATED SOLVENTS: XYLENE, ACETONE, ETHYL ACETATE, ETHYL BENZENE, ETHYL ETHER, METHYL ISOBUTYL KETONE, N-BUTYL ALCOHOL, CYCLOHEXANONE, AND METHANOL; ALL SPENT SOLVENT MIXTURES/BLENDS CONTAINING, BEFORE USE, ONLY THE ABOVE SPENT NONHALOGENATED SOLVENTS; AND ALL SPENT SOLVENT MIXTURES/BLENDS CONTAINING, BEFORE USE, ONE OR MORE OF THE ABOVE NONHALOGENATED SOLVENTS, AND A TOTAL OF TEN PERCENT OR MORE (BY VOLUME) OF ONE OR MORE OF THOSE SOLVENTS LISTED IN F001, F002, F004, AND F005; AND STILL BOTTOMS FROM THE RECOVERY OF THESE SPENT SOLVENTS AND SPENT SOLVENT

METAMARK GENETICS (Continued) **1010563151**

MIXTURES.

Date form received by agency: 11/05/2007
Site name: CLARIPATH LABORATORIES
Classification: Small Quantity Generator

. Waste code: D001
. Waste name: IGNITABLE WASTE

. Waste code: D011
. Waste name: SILVER

. Waste code: F003
. Waste name: THE FOLLOWING SPENT NONHALOGENATED SOLVENTS: XYLENE, ACETONE, ETHYL ACETATE, ETHYL BENZENE, ETHYL ETHER, METHYL ISOBUTYL KETONE, N-BUTYL ALCOHOL, CYCLOHEXANONE, AND METHANOL; ALL SPENT SOLVENT MIXTURES/BLENDS CONTAINING, BEFORE USE, ONLY THE ABOVE SPENT NONHALOGENATED SOLVENTS; AND ALL SPENT SOLVENT MIXTURES/BLENDS CONTAINING, BEFORE USE, ONE OR MORE OF THE ABOVE NONHALOGENATED SOLVENTS, AND A TOTAL OF TEN PERCENT OR MORE (BY VOLUME) OF ONE OR MORE OF THOSE SOLVENTS LISTED IN F001, F002, F004, AND F005; AND STILL BOTTOMS FROM THE RECOVERY OF THESE SPENT SOLVENTS AND SPENT SOLVENT MIXTURES.

Violation Status: No violations found

Evaluation Action Summary:
Evaluation date: 01/28/2010
Evaluation: COMPLIANCE EVALUATION INSPECTION ON-SITE
Area of violation: Not reported
Date achieved compliance: Not reported
Evaluation lead agency: State

Evaluation date: 06/17/2008
Evaluation: COMPLIANCE EVALUATION INSPECTION ON-SITE
Area of violation: Not reported
Date achieved compliance: Not reported
Evaluation lead agency: State

ECHO:
Envid: 1010563151
Registry ID: 110033020996
DFR URL: http://echo.epa.gov/detailed_facility_report?fid=110033020996

---

71 West 1/8-1/4 0.203 mi. 1073 ft.

DUKE BUICK INC
1350 BROAD ST
AUGUSTA, GA 30903

RCRA NonGen / NLR **1004686352**
FINDS **GAD062625926**
ECHO

Relative: Lower

Actual: 139 ft.

RCRA NonGen / NLR:
Date form received by agency: 05/31/2005
Facility name: DUKE BUICK INC
Facility address: 1350 BROAD ST
AUGUSTA, GA 30903
EPA ID: GAD062625926
Mailing address: BROAD ST
AUGUSTA, GA 30903

DUKE BUICK INC (Continued) **1004686352**

Contact:	JEFF KNIGHT
Contact address:	1350 BROAD ST AUGUSTA, GA 30903
Contact country:	US
Contact telephone:	(706) 722-0482
Contact email:	Not reported
EPA Region:	04
Classification:	Non-Generator
Description:	Handler: Non-Generators do not presently generate hazardous waste

Owner/Operator Summary:

Owner/operator name:	DUKE WILLIAM
Owner/operator address:	OWNERSTREET OWNERCITY, WY 99999
Owner/operator country:	Not reported
Owner/operator telephone:	(404) 555-1212
Legal status:	Private
Owner/Operator Type:	Owner
Owner/Op start date:	Not reported
Owner/Op end date:	Not reported

Owner/operator name:	OPERNAME
Owner/operator address:	OPERSTREET OPERCITY, WY 99999
Owner/operator country:	Not reported
Owner/operator telephone:	(404) 555-1212
Legal status:	Private
Owner/Operator Type:	Operator
Owner/Op start date:	Not reported
Owner/Op end date:	Not reported

Handler Activities Summary:

U.S. importer of hazardous waste:	No
Mixed waste (haz. and radioactive):	No
Recycler of hazardous waste:	No
Transporter of hazardous waste:	No
Treater, storer or disposer of HW:	No
Underground injection activity:	No
On-site burner exemption:	No
Furnace exemption:	No
Used oil fuel burner:	No
Used oil processor:	No
User oil refiner:	No
Used oil fuel marketer to burner:	No
Used oil Specification marketer:	No
Used oil transfer facility:	No
Used oil transporter:	No

. Waste code: D001
. Waste name: IGNITABLE WASTE

. Waste code: D018
. Waste name: BENZENE

. Waste code: D039
. Waste name: TETRACHLOROETHYLENE

DUKE BUICK INC (Continued) **1004686352**

Historical Generators:
Date form received by agency: 09/21/1993
Site name: DUKE BUICK INC
Classification: Conditionally Exempt Small Quantity Generator

. Waste code: D001
. Waste name: IGNITABLE WASTE

. Waste code: D018
. Waste name: BENZENE

. Waste code: D039
. Waste name: TETRACHLOROETHYLENE

Violation Status: No violations found

FINDS:

Registry ID: 110005668599

Environmental Interest/Information System
RCRAInfo is a national information system that supports the Resource Conservation and Recovery Act (RCRA) program through the tracking of events and activities related to facilities that generate, transport, and treat, store, or dispose of hazardous waste. RCRAInfo allows RCRA program staff to track the notification, permit, compliance, and corrective action activities required under RCRA.

ECHO:
Envid: 1004686352
Registry ID: 110005668599
DFR URL: http://echo.epa.gov/detailed_facility_report?fid=110005668599

N72 **BODIE JOHN & SONS** **RCRA NonGen / NLR** **1004686964**
SW **304 13TH ST** **FINDS** **GAD984303768**
1/8-1/4 **AUGUSTA, GA 30901** **ECHO**
0.207 mi.
1094 ft. **Site 1 of 2 in cluster N**

Relative:
Lower

Actual:
139 ft.

RCRA NonGen / NLR:
Date form received by agency: 05/16/2005
Facility name: BODIE JOHN & SONS
Facility address: 304 13TH ST
AUGUSTA, GA 30901
EPA ID: GAD984303768
Mailing address: 13TH ST
AUGUSTA, GA 30901
Contact: JOY CARTER
Contact address: PO BOX 850
AUGUSTA, GA 309030850
Contact country: US
Contact telephone: (706) 722-5561
Contact email: Not reported
EPA Region: 04
Classification: Non-Generator
Description: Handler: Non-Generators do not presently generate hazardous waste

BODIE JOHN & SONS (Continued) **1004686964**

Owner/Operator Summary:

Owner/operator name:	JOHN BODIE & SONS
Owner/operator address:	304 13TH ST AUGUSTA, GA 30901
Owner/operator country:	Not reported
Owner/operator telephone:	(404) 722-1257
Legal status:	Private
Owner/Operator Type:	Owner
Owner/Op start date:	Not reported
Owner/Op end date:	Not reported

Handler Activities Summary:

U.S. importer of hazardous waste:	No
Mixed waste (haz. and radioactive):	No
Recycler of hazardous waste:	No
Transporter of hazardous waste:	No
Treater, storer or disposer of HW:	No
Underground injection activity:	No
On-site burner exemption:	No
Furnace exemption:	No
Used oil fuel burner:	No
Used oil processor:	No
User oil refiner:	No
Used oil fuel marketer to burner:	No
Used oil Specification marketer:	No
Used oil transfer facility:	No
Used oil transporter:	No

Historical Generators:

Date form received by agency: 05/26/2004
Site name: BODIE JOHN & SONS
Classification: Conditionally Exempt Small Quantity Generator

Date form received by agency: 11/15/1991
Site name: BODIE JOHN & SONS
Classification: Conditionally Exempt Small Quantity Generator

. Waste code: D001
. Waste name: IGNITABLE WASTE

. Waste code: D018
. Waste name: BENZENE

Violation Status: No violations found

FINDS:

Registry ID: 110005699075

Environmental Interest/Information System

GEIMS (Geographic Environmental Information Management System) provides the EPA and Public a single point of access to core data for all facilities and sites regulated or monitored by the EPA and a single system for the reporting of all environmental data.

RCRAInfo is a national information system that supports the Resource

BODIE JOHN & SONS (Continued) **1004686964**

Conservation and Recovery Act (RCRA) program through the tracking of events and activities related to facilities that generate, transport, and treat, store, or dispose of hazardous waste. RCRAInfo allows RCRA program staff to track the notification, permit, compliance, and corrective action activities required under RCRA.

ECHO:

Envid:	1004686964
Registry ID:	110005699075
DFR URL:	http://echo.epa.gov/detailed_facility_report?fid=110005699075

N73 **BODIES SHELL** **GA UST** **U004188454**
SW **306 THIRTEENTH ST** **GA Financial Assurance** **N/A**
1/8-1/4 **AUGUSTA, GA 30901**
0.208 mi.
1096 ft. **Site 2 of 2 in cluster N**

Relative:
Lower

Actual:
139 ft.

Facility:

Facility Id:	1210284
Facility Status:	Active
Facility Type:	Gas Station
District:	East Central
Contact Id:	9150
Owner Name:	JOHN BODIE SONS INC
Owner Address:	531 ROCKY RIDGE DR
Owner City:	MARTINEZ
Owner State:	GA
Owner Zip:	30907
Owner City,St,Zip:	MARTINEZ, GA 30907
Owner Telephone:	706-829-7277

Tanks:

Tank ID:	1
Status:	**Upgrade Repair Not Marked**
Status Date:	Not reported
Tank ID:	1
Status:	**Removed From Ground**
Status Date:	04/29/1997
Tank ID:	1
Status:	**Installed**
Status Date:	05/12/1966
Tank ID:	1
Product1:	Gas
Material:	Bare Steel
Capacity:	7000
Pipe Material:	Galvanized Steel
Pipe Type:	Suction: Valve At The Tank
Overfill Protection:	Not reported
Overfill Installed:	Not reported
Tank Exempt From Spill:	Not reported
Date Spill Device Installed:	Not reported
Tank ID:	2
Status:	**Upgrade Repair Not Marked**

BODIES SHELL (Continued) **U004188454**

Status Date:	Not reported
Tank ID:	2
Status:	**Removed From Ground**
Status Date:	04/29/1997
Tank ID:	2
Status:	**Installed**
Status Date:	05/12/1966
Tank ID:	2
Product1:	Gas
Material:	Bare Steel
Capacity:	6000
Pipe Material:	Galvanized Steel
Pipe Type:	Suction: Valve At The Tank
Overfill Protection:	Not reported
Overfill Installed:	Not reported
Tank Exempt From Spill:	Not reported
Date Spill Device Installed:	Not reported
Tank ID:	3
Status:	**Upgrade Repair Not Marked**
Status Date:	Not reported
Tank ID:	3
Status:	**Removed From Ground**
Status Date:	04/29/1997
Tank ID:	3
Status:	**Installed**
Status Date:	05/12/1966
Tank ID:	3
Product1:	Gas
Material:	Bare Steel
Capacity:	3000
Pipe Material:	Galvanized Steel
Pipe Type:	Suction: Valve At The Tank
Overfill Protection:	Not reported
Overfill Installed:	Not reported
Tank Exempt From Spill:	Not reported
Date Spill Device Installed:	Not reported
Tank ID:	4
Status:	**Cathodically Prot**
Status Date:	09/17/1997
Tank ID:	4
Status:	**Currently In Use**
Status Date:	09/17/1997
Tank ID:	4
Status:	**Installed**
Status Date:	09/17/1997
Tank ID:	4

BODIES SHELL (Continued) **U004188454**

Product1:	Gas
Material:	Composite
Capacity:	12000
Pipe Material:	Double Walled
Pipe Type:	Pressure
Overfill Protection:	Not reported
Overfill Installed:	09/17/1997
Tank Exempt From Spill:	Not reported
Date Spill Device Installed:	09/17/1997
Tank ID:	5
Status:	**Cathodically Prot**
Status Date:	09/17/1997
Tank ID:	5
Status:	**Installed**
Status Date:	09/17/1997
Tank ID:	5
Status:	**Currently In Use**
Status Date:	09/17/1997
Tank ID:	5
Product1:	Gas
Material:	Composite
Capacity:	10000
Pipe Material:	Double Walled
Pipe Type:	Pressure
Overfill Protection:	Not reported
Overfill Installed:	09/17/1997
Tank Exempt From Spill:	Not reported
Date Spill Device Installed:	09/17/1997
Tank ID:	6
Status:	**Currently In Use**
Status Date:	09/17/1997
Tank ID:	6
Status:	**Cathodically Prot**
Status Date:	09/17/1997
Tank ID:	6
Status:	**Installed**
Status Date:	09/17/1997
Tank ID:	6
Product1:	Diesel
Material:	Composite
Capacity:	6000
Pipe Material:	Double Walled
Pipe Type:	Pressure
Overfill Protection:	Not reported
Overfill Installed:	09/17/1997
Tank Exempt From Spill:	Not reported
Date Spill Device Installed:	09/17/1997

BODIES SHELL (Continued) **U004188454**

GA Financial Assurance 1:

Region:	1
Facility ID:	1210284
Financial Responsiblity:	G.U.S.T. Trust Fund

O74
SE
1/8-1/4
0.214 mi.
1129 ft.

EDMUNDS RIVERWALK BAR B QUE/SERV **GA UST** **U001493001**
902 REYNOLDS ST @ NINTH ST **GA Financial Assurance** **N/A**
AUGUSTA, GA 30901

Site 1 of 2 in cluster O

Relative:
Higher

Actual:
145 ft.

Facility:

Facility Id:	9121070
Facility Status:	Closed
Facility Type:	Commercial
District:	East Central
Contact Id:	4864
Owner Name:	CLEVE EDMUNDS
Owner Address:	Not reported
Owner City:	AUGUSTA
Owner State:	GA
Owner Zip:	Not reported
Owner City,St,Zip:	AUGUSTA, GA
Owner Telephone:	706-722-2770

Tanks:

Tank ID:	0
Status:	**Installed**
Status Date:	Not reported
Tank ID:	0
Status:	**Upgrade Repair Not Marked**
Status Date:	Not reported
Tank ID:	0
Status:	**Removed From Ground**
Status Date:	01/01/1985
Tank ID:	0
Product1:	Other
Material:	Marked Unknown
Capacity:	Not reported
Pipe Material:	Unknown
Pipe Type:	Not Marked
Overfill Protection:	Not reported
Overfill Installed:	Not reported
Tank Exempt From Spill:	Not reported
Date Spill Device Installed:	Not reported

GA Financial Assurance 1:

Region:	1
Facility ID:	9121070
Financial Responsiblity:	Not Marked

75 SE 1/8-1/4 0.216 mi. 1138 ft. | **W.C. CAYE PROPERTY**
917-923 BROAD ST
AUGUSTA, GA 30901 | **GA NON-HSI** | **S104819545**
N/A

Relative: Higher

Actual: 141 ft.

NON HSI:

Latitude:	33.47640
Longitude:	81.968100
Ground Water Pathway Score:	6.50
On-Site Pathway Score:	16.79
Report Date:	03/01/1999
Additional Info:	Not reported
Contamination:	tetrachloroethene

O76 ESE 1/4-1/2 0.253 mi. 1335 ft. | **PARK RITE PARKING**
845 REYNOLDS ST
AUGUSTA, GA 30901 | **GA LUST**
GA UST
GA Financial Assurance | **1006789411**
N/A

Site 2 of 2 in cluster O

Relative: Higher

Actual: 146 ft.

LUST:

Facility ID:	01210050
Leak ID:	1
Description:	Confirmed Release
Cleanup Status:	NFA -Monitoring Only (MNA)
Date Received:	08/14/2001
Project Officer:	Li,Yonghong June

Facility:

Facility Id:	1210050
Facility Status:	Closed
Facility Type:	Commercial
District:	East Central
Contact Id:	4172
Owner Name:	BOARDMAN OIL COMPANY
Owner Address:	P O BOX 850
Owner City:	AUGUSTA
Owner State:	GA
Owner Zip:	30903
Owner City,St,Zip:	AUGUSTA, GA 30903
Owner Telephone:	706-722-5561

Tanks:

Tank ID:	1
Status:	**Upgrade Repair Not Marked**
Status Date:	Not reported
Tank ID:	1
Status:	**Removed From Ground**
Status Date:	05/12/1989
Tank ID:	1
Status:	**Installed**
Status Date:	05/10/1966
Tank ID:	1
Product1:	Empty
Material:	Bare Steel
Capacity:	2000

PARK RITE PARKING (Continued) **1006789411**

Pipe Material:	Galvanized Steel
Pipe Type:	Not Marked
Overfill Protection:	Not reported
Overfill Installed:	Not reported
Tank Exempt From Spill:	Not reported
Date Spill Device Installed:	Not reported

Tank ID:	2
Status:	**Upgrade Repair Not Marked**
Status Date:	Not reported

Tank ID:	2
Status:	**Removed From Ground**
Status Date:	05/12/1989

Tank ID:	2
Status:	**Installed**
Status Date:	05/10/1966

Tank ID:	2
Product1:	Empty
Material:	Bare Steel
Capacity:	1000
Pipe Material:	Galvanized Steel
Pipe Type:	Not Marked
Overfill Protection:	Not reported
Overfill Installed:	Not reported
Tank Exempt From Spill:	Not reported
Date Spill Device Installed:	Not reported

Tank ID:	3
Status:	**Upgrade Repair Not Marked**
Status Date:	Not reported

Tank ID:	3
Status:	**Removed From Ground**
Status Date:	05/12/1989

Tank ID:	3
Status:	**Installed**
Status Date:	05/10/1966

Tank ID:	3
Product1:	Empty
Material:	Bare Steel
Capacity:	1000
Pipe Material:	Galvanized Steel
Pipe Type:	Not Marked
Overfill Protection:	Not reported
Overfill Installed:	Not reported
Tank Exempt From Spill:	Not reported
Date Spill Device Installed:	Not reported

GA Financial Assurance 1:

Region:	1
Facility ID:	1210050

PARK RITE PARKING (Continued) **1006789411**

Financial Responsiblity: G.U.S.T. Trust Fund

77
SSE
1/4-1/2
0.277 mi.
1461 ft.

AT&T
937 GREENE ST
AUGUSTA, GA 30902

GA LUST **U001483390**
GA UST **N/A**
GA Financial Assurance
GA TIER 2

Relative:
Lower

Actual:
137 ft.

LUST:

Facility ID:	01210303
Leak ID:	1
Description:	Confirmed Release
Cleanup Status:	NFA - No Further Action
Date Received:	09/15/1992
Project Officer:	Dasher,Peter C

Facility:

Facility Id:	1210303
Facility Status:	Active
Facility Type:	Utilities
District:	East Central
Contact Id:	56119
Owner Name:	AT&T CORP
Owner Address:	308 S AKARD ST ROOM 1700
Owner City:	DALLAS
Owner State:	TX
Owner Zip:	75202
Owner City,St,Zip:	DALLAS, TX 75202
Owner Telephone:	800-566-9347

Tanks:

Tank ID:	1
Status:	**Upgrade Repair Not Marked**
Status Date:	Not reported
Tank ID:	1
Status:	**Removed From Ground**
Status Date:	09/01/1992
Tank ID:	1
Status:	**Installed**
Status Date:	05/10/1976
Tank ID:	1
Product1:	Diesel
Material:	Bare Steel
Capacity:	30000
Pipe Material:	Galvanized Steel
Pipe Type:	Not Marked
Overfill Protection:	Not reported
Overfill Installed:	Not reported
Tank Exempt From Spill:	Not reported
Date Spill Device Installed:	Not reported
Tank ID:	2
Status:	**Installed**
Status Date:	10/30/1992

AT&T (Continued) **U001483390**

Tank ID:	2
Status:	**Currently In Use**
Status Date:	10/30/1992

Tank ID:	2
Product1:	Diesel
Material:	Fiberglass Double Walled
Capacity:	10000
Pipe Material:	Fiberglass/Double Walled
Pipe Type:	Suction: No Valve At The Tank
Overfill Protection:	Not reported
Overfill Installed:	10/30/1992
Tank Exempt From Spill:	Not reported
Date Spill Device Installed:	10/30/1992

GA Financial Assurance 1:

Region:	1
Facility ID:	1210303
Financial Responsiblity:	Insurance

GA TIER 2:

Reporting Year:	2015
Facility ID:	5373363
Facility Country:	Not reported
Company Name:	AT&T Corp.
Date Submitted:	01/13/2016
Filing Type:	302; 312
SIC Code:	No SIC
NAICS Code:	517110
Dun&Bradstreet Code:	006980800
Chemicals Same as Last Year:	Not reported
Data Tier 2 Signed:	Not reported
Dikes/Saveguard Measures:	Not reported
Facility Department:	Not reported
Facility Date Modified:	01/12/2016
State Fees Total:	Not reported
Mailing Address:	Not reported
Mailing City,St,Zip:	Not reported
Mailing Country:	Not reported
Latitude:	33.474464
Longitude:	-81.969260
Lat/Long Location Desc:	Not reported
Lat/Long Method:	Not reported
Number Employees on Site:	Not reported
Site Coordinate Abbrvtns Sbmttd:	Not reported
Fire District:	Not reported
Notes:	Not reported
Validity:	Not reported

Inventory:

Facility Id:	5373363
Year:	2015
Chemical Inventory ID:	Not reported
Acute Health Risks:	True
Average Daily Amount:	73493.0
Average Daily Amount Code:	Not reported

AT&T (Continued) **U001483390**

CB Record ID:	Not reported
Chemical Same as Last Year:	Not reported
Chronic Health Risk:	True
CAS Number:	68476346
EHS Substance:	Not reported
Last Modified:	Not reported
Days on Site:	Not reported
Chemical Name:	DIESEL FUEL #2 LOW SULFUR
Fire Hazard:	True
Gas:	False
Liquid:	True
Max Daily Amount:	73493.0
Max Daily Amount Code:	Not reported
Max Amount in Largest Container:	Not reported
Mixture Form:	False
Sudden Release of Pressure Hazard:	False
Pure Form:	True
Reactive Hazard:	False
Solid:	False
Facility Name:	AT&T - R3502
Contact Info:	EH&S Hotline
Contact Type:	Fac. Emergency Coordinator
Email:	knowehs@ems.att.com
Phone1:	1-800-KNOWEHS (1-800-566-
Phone2:	1-800-KNOWEHS (1-800-566-
Phone3:	Not reported
Phone4:	Not reported
Phone5:	Not reported
Hazardous 1 least hazardous/4 most hazardous:	0
Flammable 1 least flammable/4 most flammable:	2
Reactive 1 least reactive/4 very reactive:	0
Any characteristic over/above H F and R category:	-

Inventory:

Facility Id:	5373363
Year:	2015
Chemical Inventory ID:	Not reported
Acute Health Risks:	True
Average Daily Amount:	73493.0
Average Daily Amount Code:	Not reported
CB Record ID:	Not reported
Chemical Same as Last Year:	Not reported
Chronic Health Risk:	True
CAS Number:	68476346
EHS Substance:	Not reported
Last Modified:	Not reported
Days on Site:	Not reported
Chemical Name:	DIESEL FUEL #2 LOW SULFUR
Fire Hazard:	True
Gas:	False
Liquid:	True
Max Daily Amount:	73493.0
Max Daily Amount Code:	Not reported
Max Amount in Largest Container:	Not reported
Mixture Form:	False
Sudden Release of Pressure Hazard:	False
Pure Form:	True
Reactive Hazard:	False

AT&T (Continued) **U001483390**

Solid:	False
Facility Name:	AT&T - R3502
Contact Info:	EH&S Hotline
Contact Type:	Fac. Emergency Coordinator
Email:	knowehs@ems.att.com
Phone1:	1-800-KNOWEHS (1-800-566-
Phone2:	1-800-KNOWEHS (1-800-566-
Phone3:	Not reported
Phone4:	Not reported
Phone5:	Not reported
Hazardous 1 least hazardous/4 most hazardous:	0
Flammable 1 least flammable/4 most flammable:	2
Reactive 1 least reactive/4 very reactive:	0
Any characteristic over/above H F and R category:	-

Inventory:

Facility Id:	5373363
Year:	2015
Chemical Inventory ID:	Not reported
Acute Health Risks:	True
Average Daily Amount:	73493.0
Average Daily Amount Code:	Not reported
CB Record ID:	Not reported
Chemical Same as Last Year:	Not reported
Chronic Health Risk:	True
CAS Number:	68476346
EHS Substance:	Not reported
Last Modified:	Not reported
Days on Site:	Not reported
Chemical Name:	DIESEL FUEL #2 LOW SULFUR
Fire Hazard:	True
Gas:	False
Liquid:	True
Max Daily Amount:	73493.0
Max Daily Amount Code:	Not reported
Max Amount in Largest Container:	Not reported
Mixture Form:	False
Sudden Release of Pressure Hazard:	False
Pure Form:	True
Reactive Hazard:	False
Solid:	False
Facility Name:	AT&T - R3502
Contact Info:	EH&S Hotline
Contact Type:	Fac. Emergency Coordinator
Email:	knowehs@ems.att.com
Phone1:	1-800-KNOWEHS (1-800-566-
Phone2:	1-800-KNOWEHS (1-800-566-
Phone3:	Not reported
Phone4:	Not reported
Phone5:	Not reported
Hazardous 1 least hazardous/4 most hazardous:	0
Flammable 1 least flammable/4 most flammable:	2
Reactive 1 least reactive/4 very reactive:	0
Any characteristic over/above H F and R category:	-

Inventory:

Facility Id:	5373363
Year:	2015

AT&T (Continued) **U001483390**

Chemical Inventory ID:	Not reported
Acute Health Risks:	True
Average Daily Amount:	73493.0
Average Daily Amount Code:	Not reported
CB Record ID:	Not reported
Chemical Same as Last Year:	Not reported
Chronic Health Risk:	True
CAS Number:	68476346
EHS Substance:	Not reported
Last Modified:	Not reported
Days on Site:	Not reported
Chemical Name:	DIESEL FUEL #2 LOW SULFUR
Fire Hazard:	True
Gas:	False
Liquid:	True
Max Daily Amount:	73493.0
Max Daily Amount Code:	Not reported
Max Amount in Largest Container:	Not reported
Mixture Form:	False
Sudden Release of Pressure Hazard:	False
Pure Form:	True
Reactive Hazard:	False
Solid:	False
Facility Name:	AT&T - R3502
Contact Info:	EH&S Hotline
Contact Type:	Fac. Emergency Coordinator
Email:	knowehs@ems.att.com
Phone1:	1-800-KNOWEHS (1-800-566-
Phone2:	1-800-KNOWEHS (1-800-566-
Phone3:	Not reported
Phone4:	Not reported
Phone5:	Not reported
Hazardous 1 least hazardous/4 most hazardous:	0
Flammable 1 least flammable/4 most flammable:	2
Reactive 1 least reactive/4 very reactive:	0
Any characteristic over/above H F and R category:	-

Inventory:

Facility Id:	5373363
Year:	2015
Chemical Inventory ID:	Not reported
Acute Health Risks:	True
Average Daily Amount:	73493.0
Average Daily Amount Code:	Not reported
CB Record ID:	Not reported
Chemical Same as Last Year:	Not reported
Chronic Health Risk:	True
CAS Number:	68476346
EHS Substance:	Not reported
Last Modified:	Not reported
Days on Site:	Not reported
Chemical Name:	DIESEL FUEL #2 LOW SULFUR
Fire Hazard:	True
Gas:	False
Liquid:	True
Max Daily Amount:	73493.0
Max Daily Amount Code:	Not reported
Max Amount in Largest Container:	Not reported

AT&T (Continued) **U001483390**

Mixture Form:	False
Sudden Release of Pressure Hazard:	False
Pure Form:	True
Reactive Hazard:	False
Solid:	False
Facility Name:	AT&T - R3502
Contact Info:	EH&S Hotline
Contact Type:	Fac. Emergency Coordinator
Email:	knowehs@ems.att.com
Phone1:	1-800-KNOWEHS (1-800-566-
Phone2:	1-800-KNOWEHS (1-800-566-
Phone3:	Not reported
Phone4:	Not reported
Phone5:	Not reported
Hazardous 1 least hazardous/4 most hazardous:	0
Flammable 1 least flammable/4 most flammable:	2
Reactive 1 least reactive/4 very reactive:	0
Any characteristic over/above H F and R category:	-

Inventory:

Facility Id:	5373363
Year:	2015
Chemical Inventory ID:	Not reported
Acute Health Risks:	True
Average Daily Amount:	73493.0
Average Daily Amount Code:	Not reported
CB Record ID:	Not reported
Chemical Same as Last Year:	Not reported
Chronic Health Risk:	True
CAS Number:	68476346
EHS Substance:	Not reported
Last Modified:	Not reported
Days on Site:	Not reported
Chemical Name:	DIESEL FUEL #2 LOW SULFUR
Fire Hazard:	True
Gas:	False
Liquid:	True
Max Daily Amount:	73493.0
Max Daily Amount Code:	Not reported
Max Amount in Largest Container:	Not reported
Mixture Form:	False
Sudden Release of Pressure Hazard:	False
Pure Form:	True
Reactive Hazard:	False
Solid:	False
Facility Name:	AT&T - R3502
Contact Info:	EH&S Hotline
Contact Type:	Fac. Emergency Coordinator
Email:	knowehs@ems.att.com
Phone1:	1-800-KNOWEHS (1-800-566-
Phone2:	1-800-KNOWEHS (1-800-566-
Phone3:	Not reported
Phone4:	Not reported
Phone5:	Not reported
Hazardous 1 least hazardous/4 most hazardous:	0
Flammable 1 least flammable/4 most flammable:	2
Reactive 1 least reactive/4 very reactive:	0
Any characteristic over/above H F and R category:	-

AT&T (Continued) **U001483390**

Inventory:

Facility Id:	5373363
Year:	2015
Chemical Inventory ID:	Not reported
Acute Health Risks:	True
Average Daily Amount:	73493.0
Average Daily Amount Code:	Not reported
CB Record ID:	Not reported
Chemical Same as Last Year:	Not reported
Chronic Health Risk:	True
CAS Number:	68476346
EHS Substance:	Not reported
Last Modified:	Not reported
Days on Site:	Not reported
Chemical Name:	DIESEL FUEL #2 LOW SULFUR
Fire Hazard:	True
Gas:	False
Liquid:	True
Max Daily Amount:	73493.0
Max Daily Amount Code:	Not reported
Max Amount in Largest Container:	Not reported
Mixture Form:	False
Sudden Release of Pressure Hazard:	False
Pure Form:	True
Reactive Hazard:	False
Solid:	False
Facility Name:	AT&T - R3502
Contact Info:	EH&S Hotline
Contact Type:	Fac. Emergency Coordinator
Email:	knowehs@ems.att.com
Phone1:	1-800-KNOWEHS (1-800-566-
Phone2:	1-800-KNOWEHS (1-800-566-
Phone3:	Not reported
Phone4:	Not reported
Phone5:	Not reported
Hazardous 1 least hazardous/4 most hazardous:	0
Flammable 1 least flammable/4 most flammable:	2
Reactive 1 least reactive/4 very reactive:	0
Any characteristic over/above H F and R category:	-

Reporting Year:	2014
Facility ID:	4985508
Facility Country:	Not reported
Company Name:	AT&T
Date Submitted:	01/15/2015
Filing Type:	302Tier2
SIC Code:	No SIC
NAICS Code:	517110
Dun&Bradstreet Code:	006980800
Chemicals Same as Last Year:	Not reported
Data Tier 2 Signed:	Not reported
Dikes/Saveguard Measures:	Not reported
Facility Department:	Not reported
Facility Date Modified:	01/15/2015
State Fees Total:	Not reported
Mailing Address:	Not reported
Mailing City,St,Zip:	Not reported

AT&T (Continued) **U001483390**

Mailing Country:	Not reported
Latitude:	33.474464
Longitude:	-81.969260
Lat/Long Location Desc:	Not reported
Lat/Long Method:	Not reported
Number Employees on Site:	Not reported
Site Coordinate Abbrvtns Sbmttd:	Not reported
Fire District:	Not reported
Notes:	Not reported
Validity:	Not reported

Reporting Year:	2012
Facility ID:	4024468
Facility Country:	Not reported
Company Name:	AT&T - R3502
Date Submitted:	Not reported
Filing Type:	Not reported
SIC Code:	Not reported
NAICS Code:	Not reported
Dun&Bradstreet Code:	Not reported
Chemicals Same as Last Year:	Not reported
Data Tier 2 Signed:	01/06/2013
Dikes/Saveguard Measures:	Not reported
Facility Department:	Not reported
Facility Date Modified:	01/06/2013
State Fees Total:	Not reported
Mailing Address:	Not reported
Mailing City,St,Zip:	Not reported
Mailing Country:	Not reported
Latitude:	33.47466
Longitude:	-81.96986
Lat/Long Location Desc:	Not reported
Lat/Long Method:	Not reported
Number Employees on Site:	Not reported
Site Coordinate Abbrvtns Sbmttd:	Not reported
Fire District:	Not reported
Notes:	Not reported
Validity:	Not reported
Contact 1:	EH&S Hotline
Contact Type 1:	Alternate Contact
Contact Email 1:	Not reported
Contact 1 Telephone1:	1-800-KNOWEHS (1-800-566-9347)
Contact 1 Telephone2:	Not reported
Contact 1 Phone3:	Not reported
Contact Name 2:	FRANK ALBERT
Contact Type 2:	Emergency Contact
Contact Email 2:	ba3745@us.att.com
Contact 2 Telephone1:	(706) 729-5502
Contact 2 Telephone2:	1-800-566-9347
Contact Name 3:	AT&T Corp.
Contact Type 3:	Owner / Operator
Contact Email 3:	sb0464@att.com
Contact 3 Telephone1:	904-614-5041
Contact 3 Telephone2:	Not reported
Contact 3 Telephone3:	Not reported
Contact Name 4:	AT&T Corp.
Contact Type 4:	Owner / Operator

AT&T (Continued) **U001483390**

Contact Email 4:	sb0464@att.com
Contact 4 Telephone1:	904-614-5041
Contact 4 Telephone2:	Not reported
Contact Name 5:	Not reported
Contact Type 5:	Not reported
Contact Email 5:	Not reported
Contact 5 Telephone1:	Not reported
Contact 5 Telephone2:	Not reported
Contact 5 Telephone3:	Not reported

Inventory:

Facility Id:	4024468
Year:	2012
Chemical Inventory ID:	Not reported
Acute Health Risks:	True
Average Daily Amount:	73185.0
Average Daily Amount Code:	Not reported
CB Record ID:	Not reported
Chemical Same as Last Year:	Not reported
Chronic Health Risk:	True
CAS Number:	68476346
EHS Substance:	Not reported
Last Modified:	Not reported
Days on Site:	Not reported
Chemical Name:	DIESEL FUEL #2 LOW SULFUR
Fire Hazard:	True
Gas:	False
Liquid:	True
Max Daily Amount:	73185.0
Max Daily Amount Code:	Not reported
Max Amount in Largest Container:	Not reported
Mixture Form:	False
Sudden Release of Pressure Hazard:	False
Pure Form:	True
Reactive Hazard:	False
Solid:	False
Facility Name:	AT&T - R3502
Contact Info:	FRANK ALBERT
Contact Type:	Emergency Contact
Email:	ba3745@us.att.com
Phone1:	(706) 729-5502
Phone2:	1-800-566-9347
Phone3:	Not reported
Phone4:	Not reported
Phone5:	Not reported
Hazardous 1 least hazardous/4 most hazardous:	0
Flammable 1 least flammable/4 most flammable:	2
Reactive 1 least reactive/4 very reactive:	0
Any characteristic over/above H F and R category:	-

Inventory:

Facility Id:	4024468
Year:	2012
Chemical Inventory ID:	Not reported
Acute Health Risks:	True
Average Daily Amount:	73185.0
Average Daily Amount Code:	Not reported
CB Record ID:	Not reported

AT&T (Continued) **U001483390**

Chemical Same as Last Year:	Not reported
Chronic Health Risk:	True
CAS Number:	68476346
EHS Substance:	Not reported
Last Modified:	Not reported
Days on Site:	Not reported
Chemical Name:	DIESEL FUEL #2 LOW SULFUR
Fire Hazard:	True
Gas:	False
Liquid:	True
Max Daily Amount:	73185.0
Max Daily Amount Code:	Not reported
Max Amount in Largest Container:	Not reported
Mixture Form:	False
Sudden Release of Pressure Hazard:	False
Pure Form:	True
Reactive Hazard:	False
Solid:	False
Facility Name:	AT&T - R3502
Contact Info:	FRANK ALBERT
Contact Type:	Emergency Contact
Email:	ba3745@us.att.com
Phone1:	(706) 729-5502
Phone2:	1-800-566-9347
Phone3:	Not reported
Phone4:	Not reported
Phone5:	Not reported
Hazardous 1 least hazardous/4 most hazardous:	0
Flammable 1 least flammable/4 most flammable:	2
Reactive 1 least reactive/4 very reactive:	0
Any characteristic over/above H F and R category:	-

Inventory:

Facility Id:	4024468
Year:	2012
Chemical Inventory ID:	Not reported
Acute Health Risks:	True
Average Daily Amount:	73185.0
Average Daily Amount Code:	Not reported
CB Record ID:	Not reported
Chemical Same as Last Year:	Not reported
Chronic Health Risk:	True
CAS Number:	68476346
EHS Substance:	Not reported
Last Modified:	Not reported
Days on Site:	Not reported
Chemical Name:	DIESEL FUEL #2 LOW SULFUR
Fire Hazard:	True
Gas:	False
Liquid:	True
Max Daily Amount:	73185.0
Max Daily Amount Code:	Not reported
Max Amount in Largest Container:	Not reported
Mixture Form:	False
Sudden Release of Pressure Hazard:	False
Pure Form:	True
Reactive Hazard:	False
Solid:	False

AT&T (Continued) **U001483390**

Facility Name:	AT&T - R3502
Contact Info:	FRANK ALBERT
Contact Type:	Emergency Contact
Email:	ba3745@us.att.com
Phone1:	(706) 729-5502
Phone2:	1-800-566-9347
Phone3:	Not reported
Phone4:	Not reported
Phone5:	Not reported
Hazardous 1 least hazardous/4 most hazardous:	0
Flammable 1 least flammable/4 most flammable:	2
Reactive 1 least reactive/4 very reactive:	0
Any characteristic over/above H F and R category:	-

Inventory:

Facility Id:	4024468
Year:	2012
Chemical Inventory ID:	Not reported
Acute Health Risks:	True
Average Daily Amount:	73185.0
Average Daily Amount Code:	Not reported
CB Record ID:	Not reported
Chemical Same as Last Year:	Not reported
Chronic Health Risk:	True
CAS Number:	68476346
EHS Substance:	Not reported
Last Modified:	Not reported
Days on Site:	Not reported
Chemical Name:	DIESEL FUEL #2 LOW SULFUR
Fire Hazard:	True
Gas:	False
Liquid:	True
Max Daily Amount:	73185.0
Max Daily Amount Code:	Not reported
Max Amount in Largest Container:	Not reported
Mixture Form:	False
Sudden Release of Pressure Hazard:	False
Pure Form:	True
Reactive Hazard:	False
Solid:	False
Facility Name:	AT&T - R3502
Contact Info:	FRANK ALBERT
Contact Type:	Emergency Contact
Email:	ba3745@us.att.com
Phone1:	(706) 729-5502
Phone2:	1-800-566-9347
Phone3:	Not reported
Phone4:	Not reported
Phone5:	Not reported
Hazardous 1 least hazardous/4 most hazardous:	0
Flammable 1 least flammable/4 most flammable:	2
Reactive 1 least reactive/4 very reactive:	0
Any characteristic over/above H F and R category:	-

Inventory:

Facility Id:	4024468
Year:	2012
Chemical Inventory ID:	Not reported

AT&T (Continued) **U001483390**

Acute Health Risks:	True
Average Daily Amount:	73185.0
Average Daily Amount Code:	Not reported
CB Record ID:	Not reported
Chemical Same as Last Year:	Not reported
Chronic Health Risk:	True
CAS Number:	68476346
EHS Substance:	Not reported
Last Modified:	Not reported
Days on Site:	Not reported
Chemical Name:	DIESEL FUEL #2 LOW SULFUR
Fire Hazard:	True
Gas:	False
Liquid:	True
Max Daily Amount:	73185.0
Max Daily Amount Code:	Not reported
Max Amount in Largest Container:	Not reported
Mixture Form:	False
Sudden Release of Pressure Hazard:	False
Pure Form:	True
Reactive Hazard:	False
Solid:	False
Facility Name:	AT&T - R3502
Contact Info:	FRANK ALBERT
Contact Type:	Emergency Contact
Email:	ba3745@us.att.com
Phone1:	(706) 729-5502
Phone2:	1-800-566-9347
Phone3:	Not reported
Phone4:	Not reported
Phone5:	Not reported
Hazardous 1 least hazardous/4 most hazardous:	0
Flammable 1 least flammable/4 most flammable:	2
Reactive 1 least reactive/4 very reactive:	0
Any characteristic over/above H F and R category:	-

Inventory:

Facility Id:	4024468
Year:	2012
Chemical Inventory ID:	Not reported
Acute Health Risks:	True
Average Daily Amount:	73185.0
Average Daily Amount Code:	Not reported
CB Record ID:	Not reported
Chemical Same as Last Year:	Not reported
Chronic Health Risk:	True
CAS Number:	68476346
EHS Substance:	Not reported
Last Modified:	Not reported
Days on Site:	Not reported
Chemical Name:	DIESEL FUEL #2 LOW SULFUR
Fire Hazard:	True
Gas:	False
Liquid:	True
Max Daily Amount:	73185.0
Max Daily Amount Code:	Not reported
Max Amount in Largest Container:	Not reported
Mixture Form:	False

AT&T (Continued) **U001483390**

Sudden Release of Pressure Hazard:	False
Pure Form:	True
Reactive Hazard:	False
Solid:	False
Facility Name:	AT&T - R3502
Contact Info:	FRANK ALBERT
Contact Type:	Emergency Contact
Email:	ba3745@us.att.com
Phone1:	(706) 729-5502
Phone2:	1-800-566-9347
Phone3:	Not reported
Phone4:	Not reported
Phone5:	Not reported
Hazardous 1 least hazardous/4 most hazardous:	0
Flammable 1 least flammable/4 most flammable:	2
Reactive 1 least reactive/4 very reactive:	0
Any characteristic over/above H F and R category:	-

Inventory:

Facility Id:	4024468
Year:	2012
Chemical Inventory ID:	Not reported
Acute Health Risks:	True
Average Daily Amount:	73185.0
Average Daily Amount Code:	Not reported
CB Record ID:	Not reported
Chemical Same as Last Year:	Not reported
Chronic Health Risk:	True
CAS Number:	68476346
EHS Substance:	Not reported
Last Modified:	Not reported
Days on Site:	Not reported
Chemical Name:	DIESEL FUEL #2 LOW SULFUR
Fire Hazard:	True
Gas:	False
Liquid:	True
Max Daily Amount:	73185.0
Max Daily Amount Code:	Not reported
Max Amount in Largest Container:	Not reported
Mixture Form:	False
Sudden Release of Pressure Hazard:	False
Pure Form:	True
Reactive Hazard:	False
Solid:	False
Facility Name:	AT&T - R3502
Contact Info:	FRANK ALBERT
Contact Type:	Emergency Contact
Email:	ba3745@us.att.com
Phone1:	(706) 729-5502
Phone2:	1-800-566-9347
Phone3:	Not reported
Phone4:	Not reported
Phone5:	Not reported
Hazardous 1 least hazardous/4 most hazardous:	0
Flammable 1 least flammable/4 most flammable:	2
Reactive 1 least reactive/4 very reactive:	0
Any characteristic over/above H F and R category:	-

AT&T (Continued) **U001483390**

Reporting Year:	2011
Facility ID:	2897937
Facility Country:	Not reported
Company Name:	Not reported
Date Submitted:	Not reported
Filing Type:	Not reported
SIC Code:	Not reported
NAICS Code:	Not reported
Dun&Bradstreet Code:	Not reported
Chemicals Same as Last Year:	Not reported
Data Tier 2 Signed:	01/23/2012
Dikes/Saveguard Measures:	Not reported
Facility Department:	Not reported
Facility Date Modified:	05/02/2012
State Fees Total:	Not reported
Mailing Address:	Not reported
Mailing City,St,Zip:	Not reported
Mailing Country:	Not reported
Latitude:	33.47467
Longitude:	-81.96986
Lat/Long Location Desc:	Not reported
Lat/Long Method:	Not reported
Number Employees on Site:	Not reported
Site Coordinate Abbrvtns Sbmttd:	Not reported
Fire District:	Not reported
Notes:	Not reported
Validity:	Not reported
Contact 1:	Not reported
Contact Type 1:	Not reported
Contact Email 1:	Not reported
Contact 1 Telephone1:	Not reported
Contact 1 Telephone2:	Not reported
Contact 1 Phone3:	Not reported
Contact Name 2:	Not reported
Contact Type 2:	Not reported
Contact Email 2:	Not reported
Contact 2 Telephone1:	Not reported
Contact 2 Telephone2:	Not reported
Contact Name 3:	Not reported
Contact Type 3:	Not reported
Contact Email 3:	Not reported
Contact 3 Telephone1:	Not reported
Contact 3 Telephone2:	Not reported
Contact 3 Telephone3:	Not reported
Contact Name 4:	Not reported
Contact Type 4:	Not reported
Contact Email 4:	Not reported
Contact 4 Telephone1:	Not reported
Contact 4 Telephone2:	Not reported
Contact Name 5:	Not reported
Contact Type 5:	Not reported
Contact Email 5:	Not reported
Contact 5 Telephone1:	Not reported
Contact 5 Telephone2:	Not reported
Contact 5 Telephone3:	Not reported

Inventory:

Facility Id:	2897937

AT&T (Continued) **U001483390**

Year:	2011
Chemical Inventory ID:	Not reported
Acute Health Risks:	True
Average Daily Amount:	73185.0
Average Daily Amount Code:	Not reported
CB Record ID:	Not reported
Chemical Same as Last Year:	Not reported
Chronic Health Risk:	True
CAS Number:	68476346
EHS Substance:	Not reported
Last Modified:	Not reported
Days on Site:	Not reported
Chemical Name:	DIESEL FUEL #2 LOW SULFUR
Fire Hazard:	True
Gas:	False
Liquid:	True
Max Daily Amount:	73185.0
Max Daily Amount Code:	Not reported
Max Amount in Largest Container:	Not reported
Mixture Form:	False
Sudden Release of Pressure Hazard:	False
Pure Form:	True
Reactive Hazard:	False
Solid:	False
Facility Name:	Not reported
Contact Info:	Not reported
Contact Type:	Not reported
Email:	Not reported
Phone1:	Not reported
Phone2:	Not reported
Phone3:	Not reported
Phone4:	Not reported
Phone5:	Not reported
Hazardous 1 least hazardous/4 most hazardous:	Not reported
Flammable 1 least flammable/4 most flammable:	Not reported
Reactive 1 least reactive/4 very reactive:	Not reported
Any characteristic over/above H F and R category:	Not reported

Inventory:

Facility Id:	2897937
Year:	2011
Chemical Inventory ID:	Not reported
Acute Health Risks:	True
Average Daily Amount:	73185.0
Average Daily Amount Code:	Not reported
CB Record ID:	Not reported
Chemical Same as Last Year:	Not reported
Chronic Health Risk:	True
CAS Number:	68476346
EHS Substance:	Not reported
Last Modified:	Not reported
Days on Site:	Not reported
Chemical Name:	DIESEL FUEL #2 LOW SULFUR
Fire Hazard:	True
Gas:	False
Liquid:	True
Max Daily Amount:	73185.0
Max Daily Amount Code:	Not reported

AT&T (Continued) **U001483390**

Max Amount in Largest Container:	Not reported
Mixture Form:	False
Sudden Release of Pressure Hazard:	False
Pure Form:	True
Reactive Hazard:	False
Solid:	False
Facility Name:	Not reported
Contact Info:	Not reported
Contact Type:	Not reported
Email:	Not reported
Phone1:	Not reported
Phone2:	Not reported
Phone3:	Not reported
Phone4:	Not reported
Phone5:	Not reported
Hazardous 1 least hazardous/4 most hazardous:	Not reported
Flammable 1 least flammable/4 most flammable:	Not reported
Reactive 1 least reactive/4 very reactive:	Not reported
Any characteristic over/above H F and R category:	Not reported

Inventory:

Facility Id:	2897937
Year:	2011
Chemical Inventory ID:	Not reported
Acute Health Risks:	True
Average Daily Amount:	73185.0
Average Daily Amount Code:	Not reported
CB Record ID:	Not reported
Chemical Same as Last Year:	Not reported
Chronic Health Risk:	True
CAS Number:	68476346
EHS Substance:	Not reported
Last Modified:	Not reported
Days on Site:	Not reported
Chemical Name:	DIESEL FUEL #2 LOW SULFUR
Fire Hazard:	True
Gas:	False
Liquid:	True
Max Daily Amount:	73185.0
Max Daily Amount Code:	Not reported
Max Amount in Largest Container:	Not reported
Mixture Form:	False
Sudden Release of Pressure Hazard:	False
Pure Form:	True
Reactive Hazard:	False
Solid:	False
Facility Name:	Not reported
Contact Info:	Not reported
Contact Type:	Not reported
Email:	Not reported
Phone1:	Not reported
Phone2:	Not reported
Phone3:	Not reported
Phone4:	Not reported
Phone5:	Not reported
Hazardous 1 least hazardous/4 most hazardous:	Not reported
Flammable 1 least flammable/4 most flammable:	Not reported
Reactive 1 least reactive/4 very reactive:	Not reported

AT&T (Continued) **U001483390**

Any characteristic over/above H F and R category: Not reported

Inventory:

Facility Id:	2897937
Year:	2011
Chemical Inventory ID:	Not reported
Acute Health Risks:	True
Average Daily Amount:	73185.0
Average Daily Amount Code:	Not reported
CB Record ID:	Not reported
Chemical Same as Last Year:	Not reported
Chronic Health Risk:	True
CAS Number:	68476346
EHS Substance:	Not reported
Last Modified:	Not reported
Days on Site:	Not reported
Chemical Name:	DIESEL FUEL #2 LOW SULFUR
Fire Hazard:	True
Gas:	False
Liquid:	True
Max Daily Amount:	73185.0
Max Daily Amount Code:	Not reported
Max Amount in Largest Container:	Not reported
Mixture Form:	False
Sudden Release of Pressure Hazard:	False
Pure Form:	True
Reactive Hazard:	False
Solid:	False
Facility Name:	Not reported
Contact Info:	Not reported
Contact Type:	Not reported
Email:	Not reported
Phone1:	Not reported
Phone2:	Not reported
Phone3:	Not reported
Phone4:	Not reported
Phone5:	Not reported
Hazardous 1 least hazardous/4 most hazardous:	Not reported
Flammable 1 least flammable/4 most flammable:	Not reported
Reactive 1 least reactive/4 very reactive:	Not reported
Any characteristic over/above H F and R category:	Not reported

Inventory:

Facility Id:	2897937
Year:	2011
Chemical Inventory ID:	Not reported
Acute Health Risks:	True
Average Daily Amount:	73185.0
Average Daily Amount Code:	Not reported
CB Record ID:	Not reported
Chemical Same as Last Year:	Not reported
Chronic Health Risk:	True
CAS Number:	68476346
EHS Substance:	Not reported
Last Modified:	Not reported
Days on Site:	Not reported
Chemical Name:	DIESEL FUEL #2 LOW SULFUR
Fire Hazard:	True

AT&T (Continued) **U001483390**

Gas:	False
Liquid:	True
Max Daily Amount:	73185.0
Max Daily Amount Code:	Not reported
Max Amount in Largest Container:	Not reported
Mixture Form:	False
Sudden Release of Pressure Hazard:	False
Pure Form:	True
Reactive Hazard:	False
Solid:	False
Facility Name:	Not reported
Contact Info:	Not reported
Contact Type:	Not reported
Email:	Not reported
Phone1:	Not reported
Phone2:	Not reported
Phone3:	Not reported
Phone4:	Not reported
Phone5:	Not reported
Hazardous 1 least hazardous/4 most hazardous:	Not reported
Flammable 1 least flammable/4 most flammable:	Not reported
Reactive 1 least reactive/4 very reactive:	Not reported
Any characteristic over/above H F and R category:	Not reported

Inventory:

Facility Id:	2897937
Year:	2011
Chemical Inventory ID:	Not reported
Acute Health Risks:	True
Average Daily Amount:	73185.0
Average Daily Amount Code:	Not reported
CB Record ID:	Not reported
Chemical Same as Last Year:	Not reported
Chronic Health Risk:	True
CAS Number:	68476346
EHS Substance:	Not reported
Last Modified:	Not reported
Days on Site:	Not reported
Chemical Name:	DIESEL FUEL #2 LOW SULFUR
Fire Hazard:	True
Gas:	False
Liquid:	True
Max Daily Amount:	73185.0
Max Daily Amount Code:	Not reported
Max Amount in Largest Container:	Not reported
Mixture Form:	False
Sudden Release of Pressure Hazard:	False
Pure Form:	True
Reactive Hazard:	False
Solid:	False
Facility Name:	Not reported
Contact Info:	Not reported
Contact Type:	Not reported
Email:	Not reported
Phone1:	Not reported
Phone2:	Not reported
Phone3:	Not reported
Phone4:	Not reported

AT&T (Continued) **U001483390**

Phone5:	Not reported
Hazardous 1 least hazardous/4 most hazardous:	Not reported
Flammable 1 least flammable/4 most flammable:	Not reported
Reactive 1 least reactive/4 very reactive:	Not reported
Any characteristic over/above H F and R category:	Not reported

Inventory:

Facility Id:	2897937
Year:	2011
Chemical Inventory ID:	Not reported
Acute Health Risks:	True
Average Daily Amount:	73185.0
Average Daily Amount Code:	Not reported
CB Record ID:	Not reported
Chemical Same as Last Year:	Not reported
Chronic Health Risk:	True
CAS Number:	68476346
EHS Substance:	Not reported
Last Modified:	Not reported
Days on Site:	Not reported
Chemical Name:	DIESEL FUEL #2 LOW SULFUR
Fire Hazard:	True
Gas:	False
Liquid:	True
Max Daily Amount:	73185.0
Max Daily Amount Code:	Not reported
Max Amount in Largest Container:	Not reported
Mixture Form:	False
Sudden Release of Pressure Hazard:	False
Pure Form:	True
Reactive Hazard:	False
Solid:	False
Facility Name:	Not reported
Contact Info:	Not reported
Contact Type:	Not reported
Email:	Not reported
Phone1:	Not reported
Phone2:	Not reported
Phone3:	Not reported
Phone4:	Not reported
Phone5:	Not reported
Hazardous 1 least hazardous/4 most hazardous:	Not reported
Flammable 1 least flammable/4 most flammable:	Not reported
Reactive 1 least reactive/4 very reactive:	Not reported
Any characteristic over/above H F and R category:	Not reported

Reporting Year:	2010
Facility ID:	FATR2010JD9QBL1156SN
Facility Country:	USA
Company Name:	Not reported
Date Submitted:	Not reported
Filing Type:	Not reported
SIC Code:	Not reported
NAICS Code:	Not reported
Dun&Bradstreet Code:	Not reported
Chemicals Same as Last Year:	Not reported
Data Tier 2 Signed:	01/03/2011
Dikes/Saveguard Measures:	Not reported

AT&T (Continued) **U001483390**

Facility Department:	AT&T - R3502
Facility Date Modified:	01/21/2011
State Fees Total:	Not reported
Mailing Address:	7825 Red Top Road
Mailing City,St,Zip:	Macclenny, FL 32063
Mailing Country:	USA
Latitude:	33.47429
Longitude:	-81.96910
Lat/Long Location Desc:	Not reported
Lat/Long Method:	Not reported
Number Employees on Site:	8
Site Coordinate Abbrvtns Sbmttd:	Not reported
Fire District:	Augusta Fire Department
Notes:	Not reported
Validity:	Not reported

Inventory:

Facility Id:	FATR2010JD9QBL1156SN
Year:	2010
Chemical Inventory ID:	CVTR2010JD9QBL001WG
Acute Health Risks:	True
Average Daily Amount:	73185.0
Average Daily Amount Code:	04
CB Record ID:	Not reported
Chemical Same as Last Year:	Not reported
Chronic Health Risk:	True
CAS Number:	68476346
EHS Substance:	Not reported
Last Modified:	01/21/2011
Days on Site:	365
Chemical Name:	DIESEL FUEL #2 LOW SULFUR
Fire Hazard:	True
Gas:	Not reported
Liquid:	True
Max Daily Amount:	73185.0
Max Daily Amount Code:	04
Max Amount in Largest Container:	73185.0
Mixture Form:	Not reported
Sudden Release of Pressure Hazard:	Not reported
Pure Form:	True
Reactive Hazard:	Not reported
Solid:	Not reported
Facility Name:	Not reported
Contact Info:	Not reported
Contact Type:	Not reported
Email:	Not reported
Phone1:	Not reported
Phone2:	Not reported
Phone3:	Not reported
Phone4:	Not reported
Phone5:	Not reported
Hazardous 1 least hazardous/4 most hazardous:	Not reported
Flammable 1 least flammable/4 most flammable:	Not reported
Reactive 1 least reactive/4 very reactive:	Not reported
Any characteristic over/above H F and R category:	Not reported
Year:	2010
Substance Amount:	1785.0
Units:	pounds

AT&T (Continued) **U001483390**

Storage Type:	C
Storage Pressure Code:	1
Storage Temprature Code:	4
Substance Location:	Power Room
Substance Last Modified:	9/8/2011
Year:	2010
Substance Amount:	71400.0
Units:	pounds
Storage Type:	B
Storage Pressure Code:	1
Storage Temprature Code:	4
Substance Location:	Parking Lo
Substance Last Modified:	9/8/2011

Inventory:

Facility Id:	FATR2010JD9QBL1156SN
Year:	2010
Chemical Inventory ID:	CVTR2010JD9QBL001WG
Acute Health Risks:	True
Average Daily Amount:	73185.0
Average Daily Amount Code:	04
CB Record ID:	Not reported
Chemical Same as Last Year:	Not reported
Chronic Health Risk:	True
CAS Number:	68476346
EHS Substance:	Not reported
Last Modified:	01/21/2011
Days on Site:	365
Chemical Name:	DIESEL FUEL #2 LOW SULFUR
Fire Hazard:	True
Gas:	Not reported
Liquid:	True
Max Daily Amount:	73185.0
Max Daily Amount Code:	04
Max Amount in Largest Container:	73185.0
Mixture Form:	Not reported
Sudden Release of Pressure Hazard:	Not reported
Pure Form:	True
Reactive Hazard:	Not reported
Solid:	Not reported
Facility Name:	Not reported
Contact Info:	Not reported
Contact Type:	Not reported
Email:	Not reported
Phone1:	Not reported
Phone2:	Not reported
Phone3:	Not reported
Phone4:	Not reported
Phone5:	Not reported
Hazardous 1 least hazardous/4 most hazardous:	Not reported
Flammable 1 least flammable/4 most flammable:	Not reported
Reactive 1 least reactive/4 very reactive:	Not reported
Any characteristic over/above H F and R category:	Not reported
Year:	2010
Substance Amount:	1785.0
Units:	pounds
Storage Type:	C
Storage Pressure Code:	1

AT&T (Continued) **U001483390**

Storage Temprature Code:	4
Substance Location:	Power Room
Substance Last Modified:	9/8/2011
Year:	2010
Substance Amount:	71400.0
Units:	pounds
Storage Type:	B
Storage Pressure Code:	1
Storage Temprature Code:	4
Substance Location:	Parking Lo
Substance Last Modified:	9/8/2011

Inventory:

Facility Id:	FATR2010JD9QBL1156SN
Year:	2010
Chemical Inventory ID:	CVTR2010JD9QBL001WG
Acute Health Risks:	True
Average Daily Amount:	73185.0
Average Daily Amount Code:	04
CB Record ID:	Not reported
Chemical Same as Last Year:	Not reported
Chronic Health Risk:	True
CAS Number:	68476346
EHS Substance:	Not reported
Last Modified:	01/21/2011
Days on Site:	365
Chemical Name:	DIESEL FUEL #2 LOW SULFUR
Fire Hazard:	True
Gas:	Not reported
Liquid:	True
Max Daily Amount:	73185.0
Max Daily Amount Code:	04
Max Amount in Largest Container:	73185.0
Mixture Form:	Not reported
Sudden Release of Pressure Hazard:	Not reported
Pure Form:	True
Reactive Hazard:	Not reported
Solid:	Not reported
Facility Name:	Not reported
Contact Info:	Not reported
Contact Type:	Not reported
Email:	Not reported
Phone1:	Not reported
Phone2:	Not reported
Phone3:	Not reported
Phone4:	Not reported
Phone5:	Not reported
Hazardous 1 least hazardous/4 most hazardous:	Not reported
Flammable 1 least flammable/4 most flammable:	Not reported
Reactive 1 least reactive/4 very reactive:	Not reported
Any characteristic over/above H F and R category:	Not reported
Year:	2010
Substance Amount:	1785.0
Units:	pounds
Storage Type:	C
Storage Pressure Code:	1
Storage Temprature Code:	4
Substance Location:	Power Room

AT&T (Continued) **U001483390**

Substance Last Modified:	9/8/2011
Year:	2010
Substance Amount:	71400.0
Units:	pounds
Storage Type:	B
Storage Pressure Code:	1
Storage Temprature Code:	4
Substance Location:	Parking Lo
Substance Last Modified:	9/8/2011

Inventory:

Facility Id:	FATR2010JD9QBL1156SN
Year:	2010
Chemical Inventory ID:	CVTR2010JD9QBL001WG
Acute Health Risks:	True
Average Daily Amount:	73185.0
Average Daily Amount Code:	04
CB Record ID:	Not reported
Chemical Same as Last Year:	Not reported
Chronic Health Risk:	True
CAS Number:	68476346
EHS Substance:	Not reported
Last Modified:	01/21/2011
Days on Site:	365
Chemical Name:	DIESEL FUEL #2 LOW SULFUR
Fire Hazard:	True
Gas:	Not reported
Liquid:	True
Max Daily Amount:	73185.0
Max Daily Amount Code:	04
Max Amount in Largest Container:	73185.0
Mixture Form:	Not reported
Sudden Release of Pressure Hazard:	Not reported
Pure Form:	True
Reactive Hazard:	Not reported
Solid:	Not reported
Facility Name:	Not reported
Contact Info:	Not reported
Contact Type:	Not reported
Email:	Not reported
Phone1:	Not reported
Phone2:	Not reported
Phone3:	Not reported
Phone4:	Not reported
Phone5:	Not reported
Hazardous 1 least hazardous/4 most hazardous:	Not reported
Flammable 1 least flammable/4 most flammable:	Not reported
Reactive 1 least reactive/4 very reactive:	Not reported
Any characteristic over/above H F and R category:	Not reported
Year:	2010
Substance Amount:	1785.0
Units:	pounds
Storage Type:	C
Storage Pressure Code:	1
Storage Temprature Code:	4
Substance Location:	Power Room
Substance Last Modified:	9/8/2011
Year:	2010

AT&T (Continued) **U001483390**

Substance Amount:	71400.0
Units:	pounds
Storage Type:	B
Storage Pressure Code:	1
Storage Temprature Code:	4
Substance Location:	Parking Lo
Substance Last Modified:	9/8/2011

Inventory:

Facility Id:	FATR2010JD9QBL1156SN
Year:	2010
Chemical Inventory ID:	CVTR2010JD9QBL001WG
Acute Health Risks:	True
Average Daily Amount:	73185.0
Average Daily Amount Code:	04
CB Record ID:	Not reported
Chemical Same as Last Year:	Not reported
Chronic Health Risk:	True
CAS Number:	68476346
EHS Substance:	Not reported
Last Modified:	01/21/2011
Days on Site:	365
Chemical Name:	DIESEL FUEL #2 LOW SULFUR
Fire Hazard:	True
Gas:	Not reported
Liquid:	True
Max Daily Amount:	73185.0
Max Daily Amount Code:	04
Max Amount in Largest Container:	73185.0
Mixture Form:	Not reported
Sudden Release of Pressure Hazard:	Not reported
Pure Form:	True
Reactive Hazard:	Not reported
Solid:	Not reported
Facility Name:	Not reported
Contact Info:	Not reported
Contact Type:	Not reported
Email:	Not reported
Phone1:	Not reported
Phone2:	Not reported
Phone3:	Not reported
Phone4:	Not reported
Phone5:	Not reported
Hazardous 1 least hazardous/4 most hazardous:	Not reported
Flammable 1 least flammable/4 most flammable:	Not reported
Reactive 1 least reactive/4 very reactive:	Not reported
Any characteristic over/above H F and R category:	Not reported
Year:	2010
Substance Amount:	1785.0
Units:	pounds
Storage Type:	C
Storage Pressure Code:	1
Storage Temprature Code:	4
Substance Location:	Power Room
Substance Last Modified:	9/8/2011
Year:	2010
Substance Amount:	71400.0
Units:	pounds

AT&T (Continued) **U001483390**

Storage Type:	B
Storage Pressure Code:	1
Storage Temprature Code:	4
Substance Location:	Parking Lo
Substance Last Modified:	9/8/2011

Inventory:

Facility Id:	FATR2010JD9QBL1156SN
Year:	2010
Chemical Inventory ID:	CVTR2010JD9QBL001WG
Acute Health Risks:	True
Average Daily Amount:	73185.0
Average Daily Amount Code:	04
CB Record ID:	Not reported
Chemical Same as Last Year:	Not reported
Chronic Health Risk:	True
CAS Number:	68476346
EHS Substance:	Not reported
Last Modified:	01/21/2011
Days on Site:	365
Chemical Name:	DIESEL FUEL #2 LOW SULFUR
Fire Hazard:	True
Gas:	Not reported
Liquid:	True
Max Daily Amount:	73185.0
Max Daily Amount Code:	04
Max Amount in Largest Container:	73185.0
Mixture Form:	Not reported
Sudden Release of Pressure Hazard:	Not reported
Pure Form:	True
Reactive Hazard:	Not reported
Solid:	Not reported
Facility Name:	Not reported
Contact Info:	Not reported
Contact Type:	Not reported
Email:	Not reported
Phone1:	Not reported
Phone2:	Not reported
Phone3:	Not reported
Phone4:	Not reported
Phone5:	Not reported
Hazardous 1 least hazardous/4 most hazardous:	Not reported
Flammable 1 least flammable/4 most flammable:	Not reported
Reactive 1 least reactive/4 very reactive:	Not reported
Any characteristic over/above H F and R category:	Not reported
Year:	2010
Substance Amount:	1785.0
Units:	pounds
Storage Type:	C
Storage Pressure Code:	1
Storage Temprature Code:	4
Substance Location:	Power Room
Substance Last Modified:	9/8/2011
Year:	2010
Substance Amount:	71400.0
Units:	pounds
Storage Type:	B
Storage Pressure Code:	1

AT&T (Continued) **U001483390**

Storage Temprature Code: 4
Substance Location: Parking Lo
Substance Last Modified: 9/8/2011

Inventory:
Facility Id: FATR2010JD9QBL1156SN
Year: 2010
Chemical Inventory ID: CVTR2010JD9QBL001WG
Acute Health Risks: True
Average Daily Amount: 73185.0
Average Daily Amount Code: 04
CB Record ID: Not reported
Chemical Same as Last Year: Not reported
Chronic Health Risk: True
CAS Number: 68476346
EHS Substance: Not reported
Last Modified: 01/21/2011
Days on Site: 365
Chemical Name: DIESEL FUEL #2 LOW SULFUR
Fire Hazard: True
Gas: Not reported
Liquid: True
Max Daily Amount: 73185.0
Max Daily Amount Code: 04
Max Amount in Largest Container: 73185.0
Mixture Form: Not reported
Sudden Release of Pressure Hazard: Not reported
Pure Form: True
Reactive Hazard: Not reported
Solid: Not reported
Facility Name: Not reported
Contact Info: Not reported
Contact Type: Not reported
Email: Not reported
Phone1: Not reported
Phone2: Not reported
Phone3: Not reported
Phone4: Not reported
Phone5: Not reported
Hazardous 1 least hazardous/4 most hazardous: Not reported
Flammable 1 least flammable/4 most flammable: Not reported
Reactive 1 least reactive/4 very reactive: Not reported
Any characteristic over/above H F and R category: Not reported
Year: 2010
Substance Amount: 1785.0
Units: pounds
Storage Type: C
Storage Pressure Code: 1
Storage Temprature Code: 4
Substance Location: Power Room
Substance Last Modified: 9/8/2011
Year: 2010
Substance Amount: 71400.0
Units: pounds
Storage Type: B
Storage Pressure Code: 1
Storage Temprature Code: 4
Substance Location: Parking Lo

AT&T (Continued) **U001483390**

Substance Last Modified: 9/8/2011

Reporting Year: 2009
Facility ID: FATR2009HQL6NW2207LS
Facility Country: USA
Company Name: Not reported
Date Submitted: Not reported
Filing Type: Not reported
SIC Code: Not reported
NAICS Code: Not reported
Dun&Bradstreet Code: Not reported
Chemicals Same as Last Year: Not reported
Data Tier 2 Signed: 01/06/2010
Dikes/Saveguard Measures: Not reported
Facility Department: AT&T - R3502
Facility Date Modified: Not reported
State Fees Total: Not reported
Mailing Address: 898 Marie Lane
Mailing City,St,Zip: Conyers, GA 30094
Mailing Country: USA
Latitude: 0.000000
Longitude: 0.000000
Lat/Long Location Desc: Not reported
Lat/Long Method: Not reported
Number Employees on Site: 10
Site Coordinate Abbrvtns Sbmttd: Not reported
Fire District: Augusta Fire Department
Notes: Not reported
Validity: Not reported

Facility Info:

Year: 2009
Facility ID Description: Unknown
Facility ID Type: NAICS
Facility ID Last Modified: Not reported
ID: 517110

Year: 2009
Facility ID Description: Unknown
Facility ID Type: SIC
Facility ID Last Modified: Not reported
ID: No SIC

Year: 2009
Facility ID Description: other
Facility ID Type: Dun & Bradstreet
Facility ID Last Modified: Not reported
ID: 006980800

Inventory:

Facility Id: FATR2009HQL6NW2207LS
Year: 2009
Chemical Inventory ID: CVTR2009HQL6NW003N1
Acute Health Risks: True
Average Daily Amount: 17438.0
Average Daily Amount Code: 04
CB Record ID: Not reported

AT&T (Continued) **U001483390**

Chemical Same as Last Year:	Not reported
Chronic Health Risk:	True
CAS Number:	7664939
EHS Substance:	True
Last Modified:	9/7/2010
Days on Site:	365
Chemical Name:	SULFURIC ACID
Fire Hazard:	Not reported
Gas:	Not reported
Liquid:	True
Max Daily Amount:	17438.0
Max Daily Amount Code:	04
Max Amount in Largest Container:	17438.0
Mixture Form:	Not reported
Sudden Release of Pressure Hazard:	Not reported
Pure Form:	True
Reactive Hazard:	True
Solid:	Not reported
Facility Name:	Not reported
Contact Info:	Not reported
Contact Type:	Not reported
Email:	Not reported
Phone1:	Not reported
Phone2:	Not reported
Phone3:	Not reported
Phone4:	Not reported
Phone5:	Not reported
Hazardous 1 least hazardous/4 most hazardous:	Not reported
Flammable 1 least flammable/4 most flammable:	Not reported
Reactive 1 least reactive/4 very reactive:	Not reported
Any characteristic over/above H F and R category:	Not reported
Year:	2009
Substance Amount:	17438.0
Units:	pounds
Storage Type:	R
Storage Pressure Code:	1
Storage Temprature Code:	4
Substance Location:	N/A
Substance Last Modified:	9/7/2010

Contact:

Year:	2009
Contact ID:	CTTR2009HQL6NW6666NX
Contact Title:	Property Manager
Contact First Name:	FRANK
Contact Last Name:	ALBERT
Contact Email:	ba3745@asemail.att.com
Contact Mail Address:	937 GREENE ST
Contact Mail City,St,Zip:	AUGUSTA, GA 30901
Contact Mail Country:	USA
Contact Type:	Emergency Contact
Contact Modification Date:	Not reported

Contact:

Year:	2009
Contact ID:	CTTR2009HQL6NW6667NX
Contact Title:	EH&S Manager
Contact First Name:	Lynn

AT&T (Continued) **U001483390**

Contact Last Name:	Ragsdale
Contact Email:	lrragsdale@att.com
Contact Mail Address:	898 Marie Lane
Contact Mail City,St,Zip:	Conyers, GA 30094
Contact Mail Country:	USA
Contact Type:	Owner / Operator
Contact Modification Date:	Not reported

Contact:

Year:	2009
Contact ID:	CTTR2009HQL6NW6665NX
Contact Title:	Alternative Contact (IMS/EPCRA)
Contact First Name:	EH&S
Contact Last Name:	Hotline
Contact Email:	Not reported
Contact Mail Address:	Not reported
Contact Mail City,St,Zip:	Not reported
Contact Mail Country:	USA
Contact Type:	Alternate Contact
Contact Modification Date:	Not reported

Facility Info:

Year:	2009
Facility ID Description:	Unknown
Facility ID Type:	NAICS
Facility ID Last Modified:	Not reported
ID:	517110
Year:	2009
Facility ID Description:	Unknown
Facility ID Type:	SIC
Facility ID Last Modified:	Not reported
ID:	No SIC
Year:	2009
Facility ID Description:	other
Facility ID Type:	Dun & Bradstreet
Facility ID Last Modified:	Not reported
ID:	006980800

Inventory:

Facility Id:	FATR2009HQL6NW2207LS
Year:	2009
Chemical Inventory ID:	CVTR2009HQL6NW003N1
Acute Health Risks:	True
Average Daily Amount:	17438.0
Average Daily Amount Code:	04
CB Record ID:	Not reported
Chemical Same as Last Year:	Not reported
Chronic Health Risk:	True
CAS Number:	7664939
EHS Substance:	True
Last Modified:	9/7/2010
Days on Site:	365
Chemical Name:	SULFURIC ACID
Fire Hazard:	Not reported
Gas:	Not reported
Liquid:	True

AT&T (Continued) **U001483390**

Max Daily Amount:	17438.0
Max Daily Amount Code:	04
Max Amount in Largest Container:	17438.0
Mixture Form:	Not reported
Sudden Release of Pressure Hazard:	Not reported
Pure Form:	True
Reactive Hazard:	True
Solid:	Not reported
Facility Name:	Not reported
Contact Info:	Not reported
Contact Type:	Not reported
Email:	Not reported
Phone1:	Not reported
Phone2:	Not reported
Phone3:	Not reported
Phone4:	Not reported
Phone5:	Not reported
Hazardous 1 least hazardous/4 most hazardous:	Not reported
Flammable 1 least flammable/4 most flammable:	Not reported
Reactive 1 least reactive/4 very reactive:	Not reported
Any characteristic over/above H F and R category:	Not reported
Year:	2009
Substance Amount:	17438.0
Units:	pounds
Storage Type:	R
Storage Pressure Code:	1
Storage Temprature Code:	4
Substance Location:	N/A
Substance Last Modified:	9/7/2010

Contact:

Year:	2009
Contact ID:	CTTR2009HQL6NW6666NX
Contact Title:	Property Manager
Contact First Name:	FRANK
Contact Last Name:	ALBERT
Contact Email:	ba3745@asemail.att.com
Contact Mail Address:	937 GREENE ST
Contact Mail City,St,Zip:	AUGUSTA, GA 30901
Contact Mail Country:	USA
Contact Type:	Emergency Contact
Contact Modification Date:	Not reported

Contact:

Year:	2009
Contact ID:	CTTR2009HQL6NW6667NX
Contact Title:	EH&S Manager
Contact First Name:	Lynn
Contact Last Name:	Ragsdale
Contact Email:	lrragsdale@att.com
Contact Mail Address:	898 Marie Lane
Contact Mail City,St,Zip:	Conyers, GA 30094
Contact Mail Country:	USA
Contact Type:	Owner / Operator
Contact Modification Date:	Not reported

Contact:

Year:	2009
Contact ID:	CTTR2009HQL6NW6665NX

AT&T (Continued) **U001483390**

Contact Title:	Alternative Contact (IMS/EPCRA)
Contact First Name:	EH&S
Contact Last Name:	Hotline
Contact Email:	Not reported
Contact Mail Address:	Not reported
Contact Mail City,St,Zip:	Not reported
Contact Mail Country:	USA
Contact Type:	Alternate Contact
Contact Modification Date:	Not reported

Facility Info:

Year:	2009
Facility ID Description:	Unknown
Facility ID Type:	NAICS
Facility ID Last Modified:	Not reported
ID:	517110
Year:	2009
Facility ID Description:	Unknown
Facility ID Type:	SIC
Facility ID Last Modified:	Not reported
ID:	No SIC
Year:	2009
Facility ID Description:	other
Facility ID Type:	Dun & Bradstreet
Facility ID Last Modified:	Not reported
ID:	006980800

Inventory:

Facility Id:	FATR2009HQL6NW2207LS
Year:	2009
Chemical Inventory ID:	CVTR2009HQL6NW003N1
Acute Health Risks:	True
Average Daily Amount:	17438.0
Average Daily Amount Code:	04
CB Record ID:	Not reported
Chemical Same as Last Year:	Not reported
Chronic Health Risk:	True
CAS Number:	7664939
EHS Substance:	True
Last Modified:	9/7/2010
Days on Site:	365
Chemical Name:	SULFURIC ACID
Fire Hazard:	Not reported
Gas:	Not reported
Liquid:	True
Max Daily Amount:	17438.0
Max Daily Amount Code:	04
Max Amount in Largest Container:	17438.0
Mixture Form:	Not reported
Sudden Release of Pressure Hazard:	Not reported
Pure Form:	True
Reactive Hazard:	True
Solid:	Not reported
Facility Name:	Not reported
Contact Info:	Not reported

AT&T (Continued) **U001483390**

Contact Type:	Not reported
Email:	Not reported
Phone1:	Not reported
Phone2:	Not reported
Phone3:	Not reported
Phone4:	Not reported
Phone5:	Not reported
Hazardous 1 least hazardous/4 most hazardous:	Not reported
Flammable 1 least flammable/4 most flammable:	Not reported
Reactive 1 least reactive/4 very reactive:	Not reported
Any characteristic over/above H F and R category:	Not reported
Year:	2009
Substance Amount:	17438.0
Units:	pounds
Storage Type:	R
Storage Pressure Code:	1
Storage Temprature Code:	4
Substance Location:	N/A
Substance Last Modified:	9/7/2010

Contact:

Year:	2009
Contact ID:	CTTR2009HQL6NW6666NX
Contact Title:	Property Manager
Contact First Name:	FRANK
Contact Last Name:	ALBERT
Contact Email:	ba3745@asemail.att.com
Contact Mail Address:	937 GREENE ST
Contact Mail City,St,Zip:	AUGUSTA, GA 30901
Contact Mail Country:	USA
Contact Type:	Emergency Contact
Contact Modification Date:	Not reported

Contact:

Year:	2009
Contact ID:	CTTR2009HQL6NW6667NX
Contact Title:	EH&S Manager
Contact First Name:	Lynn
Contact Last Name:	Ragsdale
Contact Email:	lrragsdale@att.com
Contact Mail Address:	898 Marie Lane
Contact Mail City,St,Zip:	Conyers, GA 30094
Contact Mail Country:	USA
Contact Type:	Owner / Operator
Contact Modification Date:	Not reported

Contact:

Year:	2009
Contact ID:	CTTR2009HQL6NW6665NX
Contact Title:	Alternative Contact (IMS/EPCRA)
Contact First Name:	EH&S
Contact Last Name:	Hotline
Contact Email:	Not reported
Contact Mail Address:	Not reported
Contact Mail City,St,Zip:	Not reported
Contact Mail Country:	USA
Contact Type:	Alternate Contact
Contact Modification Date:	Not reported

AT&T (Continued) **U001483390**

Facility Info:

Year:	2009
Facility ID Description:	Unknown
Facility ID Type:	NAICS
Facility ID Last Modified:	Not reported
ID:	517110
Year:	2009
Facility ID Description:	Unknown
Facility ID Type:	SIC
Facility ID Last Modified:	Not reported
ID:	No SIC
Year:	2009
Facility ID Description:	other
Facility ID Type:	Dun & Bradstreet
Facility ID Last Modified:	Not reported
ID:	006980800

Inventory:

Facility Id:	FATR2009HQL6NW2207LS
Year:	2009
Chemical Inventory ID:	CVTR2009HQL6NW003N1
Acute Health Risks:	True
Average Daily Amount:	17438.0
Average Daily Amount Code:	04
CB Record ID:	Not reported
Chemical Same as Last Year:	Not reported
Chronic Health Risk:	True
CAS Number:	7664939
EHS Substance:	True
Last Modified:	9/7/2010
Days on Site:	365
Chemical Name:	SULFURIC ACID
Fire Hazard:	Not reported
Gas:	Not reported
Liquid:	True
Max Daily Amount:	17438.0
Max Daily Amount Code:	04
Max Amount in Largest Container:	17438.0
Mixture Form:	Not reported
Sudden Release of Pressure Hazard:	Not reported
Pure Form:	True
Reactive Hazard:	True
Solid:	Not reported
Facility Name:	Not reported
Contact Info:	Not reported
Contact Type:	Not reported
Email:	Not reported
Phone1:	Not reported
Phone2:	Not reported
Phone3:	Not reported
Phone4:	Not reported
Phone5:	Not reported
Hazardous 1 least hazardous/4 most hazardous:	Not reported
Flammable 1 least flammable/4 most flammable:	Not reported

AT&T (Continued) **U001483390**

Reactive 1 least reactive/4 very reactive: Not reported
Any characteristic over/above H F and R category: Not reported
Year: 2009
Substance Amount: 17438.0
Units: pounds
Storage Type: R
Storage Pressure Code: 1
Storage Temprature Code: 4
Substance Location: N/A
Substance Last Modified: 9/7/2010

Contact:
Year: 2009
Contact ID: CTTR2009HQL6NW6666NX
Contact Title: Property Manager
Contact First Name: FRANK
Contact Last Name: ALBERT
Contact Email: ba3745@asemail.att.com
Contact Mail Address: 937 GREENE ST
Contact Mail City,St,Zip: AUGUSTA, GA 30901
Contact Mail Country: USA
Contact Type: Emergency Contact
Contact Modification Date: Not reported

Contact:
Year: 2009
Contact ID: CTTR2009HQL6NW6667NX
Contact Title: EH&S Manager
Contact First Name: Lynn
Contact Last Name: Ragsdale
Contact Email: lrragsdale@att.com
Contact Mail Address: 898 Marie Lane
Contact Mail City,St,Zip: Conyers, GA 30094
Contact Mail Country: USA
Contact Type: Owner / Operator
Contact Modification Date: Not reported

Contact:
Year: 2009
Contact ID: CTTR2009HQL6NW6665NX
Contact Title: Alternative Contact (IMS/EPCRA)
Contact First Name: EH&S
Contact Last Name: Hotline
Contact Email: Not reported
Contact Mail Address: Not reported
Contact Mail City,St,Zip: Not reported
Contact Mail Country: USA
Contact Type: Alternate Contact
Contact Modification Date: Not reported

Facility Info:
Year: 2009
Facility ID Description: Unknown
Facility ID Type: NAICS
Facility ID Last Modified: Not reported
ID: 517110

Year: 2009
Facility ID Description: Unknown

AT&T (Continued) **U001483390**

Facility ID Type:	SIC
Facility ID Last Modified:	Not reported
ID:	No SIC

Year:	2009
Facility ID Description:	other
Facility ID Type:	Dun & Bradstreet
Facility ID Last Modified:	Not reported
ID:	006980800

Inventory:

Facility Id:	FATR2009HQL6NW2207LS
Year:	2009
Chemical Inventory ID:	CVTR2009HQL6NW003N1
Acute Health Risks:	True
Average Daily Amount:	17438.0
Average Daily Amount Code:	04
CB Record ID:	Not reported
Chemical Same as Last Year:	Not reported
Chronic Health Risk:	True
CAS Number:	7664939
EHS Substance:	True
Last Modified:	9/7/2010
Days on Site:	365
Chemical Name:	SULFURIC ACID
Fire Hazard:	Not reported
Gas:	Not reported
Liquid:	True
Max Daily Amount:	17438.0
Max Daily Amount Code:	04
Max Amount in Largest Container:	17438.0
Mixture Form:	Not reported
Sudden Release of Pressure Hazard:	Not reported
Pure Form:	True
Reactive Hazard:	True
Solid:	Not reported
Facility Name:	Not reported
Contact Info:	Not reported
Contact Type:	Not reported
Email:	Not reported
Phone1:	Not reported
Phone2:	Not reported
Phone3:	Not reported
Phone4:	Not reported
Phone5:	Not reported
Hazardous 1 least hazardous/4 most hazardous:	Not reported
Flammable 1 least flammable/4 most flammable:	Not reported
Reactive 1 least reactive/4 very reactive:	Not reported
Any characteristic over/above H F and R category:	Not reported
Year:	2009
Substance Amount:	17438.0
Units:	pounds
Storage Type:	R
Storage Pressure Code:	1
Storage Temprature Code:	4
Substance Location:	N/A
Substance Last Modified:	9/7/2010

AT&T (Continued) **U001483390**

Contact:

Year:	2009
Contact ID:	CTTR2009HQL6NW6666NX
Contact Title:	Property Manager
Contact First Name:	FRANK
Contact Last Name:	ALBERT
Contact Email:	ba3745@asemail.att.com
Contact Mail Address:	937 GREENE ST
Contact Mail City,St,Zip:	AUGUSTA, GA 30901
Contact Mail Country:	USA
Contact Type:	Emergency Contact
Contact Modification Date:	Not reported

Contact:

Year:	2009
Contact ID:	CTTR2009HQL6NW6667NX
Contact Title:	EH&S Manager
Contact First Name:	Lynn
Contact Last Name:	Ragsdale
Contact Email:	lrragsdale@att.com
Contact Mail Address:	898 Marie Lane
Contact Mail City,St,Zip:	Conyers, GA 30094
Contact Mail Country:	USA
Contact Type:	Owner / Operator
Contact Modification Date:	Not reported

Contact:

Year:	2009
Contact ID:	CTTR2009HQL6NW6665NX
Contact Title:	Alternative Contact (IMS/EPCRA)
Contact First Name:	EH&S
Contact Last Name:	Hotline
Contact Email:	Not reported
Contact Mail Address:	Not reported
Contact Mail City,St,Zip:	Not reported
Contact Mail Country:	USA
Contact Type:	Alternate Contact
Contact Modification Date:	Not reported

Facility Info:

Year:	2009
Facility ID Description:	Unknown
Facility ID Type:	NAICS
Facility ID Last Modified:	Not reported
ID:	517110
Year:	2009
Facility ID Description:	Unknown
Facility ID Type:	SIC
Facility ID Last Modified:	Not reported
ID:	No SIC
Year:	2009
Facility ID Description:	other
Facility ID Type:	Dun & Bradstreet
Facility ID Last Modified:	Not reported
ID:	006980800

AT&T (Continued) **U001483390**

Inventory:

Facility Id:	FATR2009HQL6NW2207LS
Year:	2009
Chemical Inventory ID:	CVTR2009HQL6NW003N1
Acute Health Risks:	True
Average Daily Amount:	17438.0
Average Daily Amount Code:	04
CB Record ID:	Not reported
Chemical Same as Last Year:	Not reported
Chronic Health Risk:	True
CAS Number:	7664939
EHS Substance:	True
Last Modified:	9/7/2010
Days on Site:	365
Chemical Name:	SULFURIC ACID
Fire Hazard:	Not reported
Gas:	Not reported
Liquid:	True
Max Daily Amount:	17438.0
Max Daily Amount Code:	04
Max Amount in Largest Container:	17438.0
Mixture Form:	Not reported
Sudden Release of Pressure Hazard:	Not reported
Pure Form:	True
Reactive Hazard:	True
Solid:	Not reported
Facility Name:	Not reported
Contact Info:	Not reported
Contact Type:	Not reported
Email:	Not reported
Phone1:	Not reported
Phone2:	Not reported
Phone3:	Not reported
Phone4:	Not reported
Phone5:	Not reported
Hazardous 1 least hazardous/4 most hazardous:	Not reported
Flammable 1 least flammable/4 most flammable:	Not reported
Reactive 1 least reactive/4 very reactive:	Not reported
Any characteristic over/above H F and R category:	Not reported
Year:	2009
Substance Amount:	17438.0
Units:	pounds
Storage Type:	R
Storage Pressure Code:	1
Storage Temprature Code:	4
Substance Location:	N/A
Substance Last Modified:	9/7/2010

Contact:

Year:	2009
Contact ID:	CTTR2009HQL6NW6666NX
Contact Title:	Property Manager
Contact First Name:	FRANK
Contact Last Name:	ALBERT
Contact Email:	ba3745@asemail.att.com
Contact Mail Address:	937 GREENE ST
Contact Mail City,St,Zip:	AUGUSTA, GA 30901

AT&T (Continued) **U001483390**

Contact Mail Country: USA
Contact Type: Emergency Contact
Contact Modification Date: Not reported

Contact:
Year: 2009
Contact ID: CTTR2009HQL6NW6667NX
Contact Title: EH&S Manager
Contact First Name: Lynn
Contact Last Name: Ragsdale
Contact Email: lrragsdale@att.com
Contact Mail Address: 898 Marie Lane
Contact Mail City,St,Zip: Conyers, GA 30094
Contact Mail Country: USA
Contact Type: Owner / Operator
Contact Modification Date: Not reported

Contact:
Year: 2009
Contact ID: CTTR2009HQL6NW6665NX
Contact Title: Alternative Contact (IMS/EPCRA)
Contact First Name: EH&S
Contact Last Name: Hotline
Contact Email: Not reported
Contact Mail Address: Not reported
Contact Mail City,St,Zip: Not reported
Contact Mail Country: USA
Contact Type: Alternate Contact
Contact Modification Date: Not reported

Facility Info:
Year: 2009
Facility ID Description: Unknown
Facility ID Type: NAICS
Facility ID Last Modified: Not reported
ID: 517110

Year: 2009
Facility ID Description: Unknown
Facility ID Type: SIC
Facility ID Last Modified: Not reported
ID: No SIC

Year: 2009
Facility ID Description: other
Facility ID Type: Dun & Bradstreet
Facility ID Last Modified: Not reported
ID: 006980800

Inventory:
Facility Id: FATR2009HQL6NW2207LS
Year: 2009
Chemical Inventory ID: CVTR2009HQL6NW003N1
Acute Health Risks: True
Average Daily Amount: 17438.0
Average Daily Amount Code: 04
CB Record ID: Not reported
Chemical Same as Last Year: Not reported

AT&T (Continued) **U001483390**

Chronic Health Risk:	True
CAS Number:	7664939
EHS Substance:	True
Last Modified:	9/7/2010
Days on Site:	365
Chemical Name:	SULFURIC ACID
Fire Hazard:	Not reported
Gas:	Not reported
Liquid:	True
Max Daily Amount:	17438.0
Max Daily Amount Code:	04
Max Amount in Largest Container:	17438.0
Mixture Form:	Not reported
Sudden Release of Pressure Hazard:	Not reported
Pure Form:	True
Reactive Hazard:	True
Solid:	Not reported
Facility Name:	Not reported
Contact Info:	Not reported
Contact Type:	Not reported
Email:	Not reported
Phone1:	Not reported
Phone2:	Not reported
Phone3:	Not reported
Phone4:	Not reported
Phone5:	Not reported
Hazardous 1 least hazardous/4 most hazardous:	Not reported
Flammable 1 least flammable/4 most flammable:	Not reported
Reactive 1 least reactive/4 very reactive:	Not reported
Any characteristic over/above H F and R category:	Not reported
Year:	2009
Substance Amount:	17438.0
Units:	pounds
Storage Type:	R
Storage Pressure Code:	1
Storage Temprature Code:	4
Substance Location:	N/A
Substance Last Modified:	9/7/2010

Contact:

Year:	2009
Contact ID:	CTTR2009HQL6NW6666NX
Contact Title:	Property Manager
Contact First Name:	FRANK
Contact Last Name:	ALBERT
Contact Email:	ba3745@asemail.att.com
Contact Mail Address:	937 GREENE ST
Contact Mail City,St,Zip:	AUGUSTA, GA 30901
Contact Mail Country:	USA
Contact Type:	Emergency Contact
Contact Modification Date:	Not reported

Contact:

Year:	2009
Contact ID:	CTTR2009HQL6NW6667NX
Contact Title:	EH&S Manager
Contact First Name:	Lynn
Contact Last Name:	Ragsdale

AT&T (Continued) **U001483390**

Contact Email:	lrragsdale@att.com
Contact Mail Address:	898 Marie Lane
Contact Mail City,St,Zip:	Conyers, GA 30094
Contact Mail Country:	USA
Contact Type:	Owner / Operator
Contact Modification Date:	Not reported

Contact:

Year:	2009
Contact ID:	CTTR2009HQL6NW6665NX
Contact Title:	Alternative Contact (IMS/EPCRA)
Contact First Name:	EH&S
Contact Last Name:	Hotline
Contact Email:	Not reported
Contact Mail Address:	Not reported
Contact Mail City,St,Zip:	Not reported
Contact Mail Country:	USA
Contact Type:	Alternate Contact
Contact Modification Date:	Not reported

Reporting Year:	2008
Facility ID:	FA200854ZZZZXXXXXXXX
Facility Country:	USA
Company Name:	Not reported
Date Submitted:	Not reported
Filing Type:	Not reported
SIC Code:	Not reported
NAICS Code:	Not reported
Dun&Bradstreet Code:	Not reported
Chemicals Same as Last Year:	Not reported
Data Tier 2 Signed:	02/26/2009
Dikes/Saveguard Measures:	Not reported
Facility Department:	- R3502
Facility Date Modified:	05/13/2009
State Fees Total:	0
Mailing Address:	898 Marie Lane
Mailing City,St,Zip:	Conyers, GA 30094
Mailing Country:	USA
Latitude:	0
Longitude:	0
Lat/Long Location Desc:	Not reported
Lat/Long Method:	Not reported
Number Employees on Site:	6
Site Coordinate Abbrvtns Sbmttd:	Not reported
Fire District:	Augusta Fire Department
Notes:	Added per email from D. Nargis on 4/19/05. Updated Geolocation and Geocode from GA0501 to GA0020. DCN, 10/31/08 - made the L-T version (GA0501) the parent record by changing the LocCode to R3502; could not find a L-B version; changed the Location Origin of R3502 to Condo-A Premerger AT&T and L-B; added the L-B State EPA ID to the ID list.
Validity:	This facility passed all validation checks.

Facility Info:

Year:	Not reported
Facility ID Description:	Unknown
Facility ID Type:	517110
Facility ID Last Modified:	02/26/2009

AT&T (Continued) **U001483390**

ID:	NAICS
Year:	Not reported
Facility ID Description:	Unknown
Facility ID Type:	No SIC
Facility ID Last Modified:	02/26/2009
ID:	SIC

Contact:

Year:	Not reported
Contact ID:	CT2008282552XXXXXXXX
Contact Title:	Alternative Contact (IMS/EPCRA)
Contact First Name:	EH&S
Contact Last Name:	Hotline
Contact Email:	Not reported
Contact Mail Address:	Not reported
Contact Mail City,St,Zip:	Not reported
Contact Mail Country:	USA
Contact Type:	Alternate Contact
Contact Modification Date:	02/09/2009

Contact:

Year:	Not reported
Contact ID:	CT2008293937XXXXXXXX
Contact Title:	Property Manager
Contact First Name:	FRANK
Contact Last Name:	ALBERT
Contact Email:	ba3745@asemail.att.com
Contact Mail Address:	3626 WALTON WAY EXT
Contact Mail City,St,Zip:	AUGUSTA, GA 30909
Contact Mail Country:	USA
Contact Type:	Emergency Contact
Contact Modification Date:	2/9/2009

Contact:

Year:	Not reported
Contact ID:	CT20083ZZZZZXXXXXXXX
Contact Title:	EH&S Manager
Contact First Name:	Lynn
Contact Last Name:	Ragsdale
Contact Email:	lrragsdale@att.com
Contact Mail Address:	898 Marie Lane
Contact Mail City,St,Zip:	Conyers, GA 30094
Contact Mail Country:	USA
Contact Type:	Owner / Operator
Contact Type:	Emergency Contact
Contact Modification Date:	2/26/2009

Facility Info:

Year:	Not reported
Facility ID Description:	Unknown
Facility ID Type:	517110
Facility ID Last Modified:	02/26/2009
ID:	NAICS
Year:	Not reported
Facility ID Description:	Unknown
Facility ID Type:	No SIC

AT&T (Continued) **U001483390**

Facility ID Last Modified: 02/26/2009
ID: SIC

Contact:
Year: Not reported
Contact ID: CT2008282552XXXXXXXX
Contact Title: Alternative Contact (IMS/EPCRA)
Contact First Name: EH&S
Contact Last Name: Hotline
Contact Email: Not reported
Contact Mail Address: Not reported
Contact Mail City,St,Zip: Not reported
Contact Mail Country: USA
Contact Type: Alternate Contact
Contact Modification Date: 02/09/2009

Contact:
Year: Not reported
Contact ID: CT2008293937XXXXXXXX
Contact Title: Property Manager
Contact First Name: FRANK
Contact Last Name: ALBERT
Contact Email: ba3745@asemail.att.com
Contact Mail Address: 3626 WALTON WAY EXT
Contact Mail City,St,Zip: AUGUSTA, GA 30909
Contact Mail Country: USA
Contact Type: Emergency Contact
Contact Modification Date: 2/9/2009

Contact:
Year: Not reported
Contact ID: CT20083ZZZZZXXXXXXXX
Contact Title: EH&S Manager
Contact First Name: Lynn
Contact Last Name: Ragsdale
Contact Email: lrragsdale@att.com
Contact Mail Address: 898 Marie Lane
Contact Mail City,St,Zip: Conyers, GA 30094
Contact Mail Country: USA
Contact Type: Owner / Operator
Contact Type: Emergency Contact
Contact Modification Date: 2/26/2009

Facility Info:
Year: Not reported
Facility ID Description: Unknown
Facility ID Type: 517110
Facility ID Last Modified: 02/26/2009
ID: NAICS

Year: Not reported
Facility ID Description: Unknown
Facility ID Type: No SIC
Facility ID Last Modified: 02/26/2009
ID: SIC

Contact:
Year: Not reported

AT&T (Continued) **U001483390**

Contact ID:	CT2008282552XXXXXXXX
Contact Title:	Alternative Contact (IMS/EPCRA)
Contact First Name:	EH&S
Contact Last Name:	Hotline
Contact Email:	Not reported
Contact Mail Address:	Not reported
Contact Mail City,St,Zip:	Not reported
Contact Mail Country:	USA
Contact Type:	Alternate Contact
Contact Modification Date:	02/09/2009

Contact:

Year:	Not reported
Contact ID:	CT2008293937XXXXXXXX
Contact Title:	Property Manager
Contact First Name:	FRANK
Contact Last Name:	ALBERT
Contact Email:	ba3745@asemail.att.com
Contact Mail Address:	3626 WALTON WAY EXT
Contact Mail City,St,Zip:	AUGUSTA, GA 30909
Contact Mail Country:	USA
Contact Type:	Emergency Contact
Contact Modification Date:	2/9/2009

Contact:

Year:	Not reported
Contact ID:	CT20083ZZZZZXXXXXXXX
Contact Title:	EH&S Manager
Contact First Name:	Lynn
Contact Last Name:	Ragsdale
Contact Email:	lrragsdale@att.com
Contact Mail Address:	898 Marie Lane
Contact Mail City,St,Zip:	Conyers, GA 30094
Contact Mail Country:	USA
Contact Type:	Owner / Operator
Contact Type:	Emergency Contact
Contact Modification Date:	2/26/2009

Facility Info:

Year:	Not reported
Facility ID Description:	Unknown
Facility ID Type:	517110
Facility ID Last Modified:	02/26/2009
ID:	NAICS

Year:	Not reported
Facility ID Description:	Unknown
Facility ID Type:	No SIC
Facility ID Last Modified:	02/26/2009
ID:	SIC

Contact:

Year:	Not reported
Contact ID:	CT2008282552XXXXXXXX
Contact Title:	Alternative Contact (IMS/EPCRA)
Contact First Name:	EH&S
Contact Last Name:	Hotline
Contact Email:	Not reported

AT&T (Continued) **U001483390**

Contact Mail Address:	Not reported
Contact Mail City,St,Zip:	Not reported
Contact Mail Country:	USA
Contact Type:	Alternate Contact
Contact Modification Date:	02/09/2009

Contact:

Year:	Not reported
Contact ID:	CT2008293937XXXXXXXX
Contact Title:	Property Manager
Contact First Name:	FRANK
Contact Last Name:	ALBERT
Contact Email:	ba3745@asemail.att.com
Contact Mail Address:	3626 WALTON WAY EXT
Contact Mail City,St,Zip:	AUGUSTA, GA 30909
Contact Mail Country:	USA
Contact Type:	Emergency Contact
Contact Modification Date:	2/9/2009

Contact:

Year:	Not reported
Contact ID:	CT20083ZZZZZXXXXXXXX
Contact Title:	EH&S Manager
Contact First Name:	Lynn
Contact Last Name:	Ragsdale
Contact Email:	lrragsdale@att.com
Contact Mail Address:	898 Marie Lane
Contact Mail City,St,Zip:	Conyers, GA 30094
Contact Mail Country:	USA
Contact Type:	Owner / Operator
Contact Type:	Emergency Contact
Contact Modification Date:	2/26/2009

Facility Info:

Year:	Not reported
Facility ID Description:	Unknown
Facility ID Type:	517110
Facility ID Last Modified:	02/26/2009
ID:	NAICS

Year:	Not reported
Facility ID Description:	Unknown
Facility ID Type:	No SIC
Facility ID Last Modified:	02/26/2009
ID:	SIC

Contact:

Year:	Not reported
Contact ID:	CT2008282552XXXXXXXX
Contact Title:	Alternative Contact (IMS/EPCRA)
Contact First Name:	EH&S
Contact Last Name:	Hotline
Contact Email:	Not reported
Contact Mail Address:	Not reported
Contact Mail City,St,Zip:	Not reported
Contact Mail Country:	USA
Contact Type:	Alternate Contact
Contact Modification Date:	02/09/2009

AT&T (Continued) **U001483390**

Contact:

Year:	Not reported
Contact ID:	CT2008293937XXXXXXXX
Contact Title:	Property Manager
Contact First Name:	FRANK
Contact Last Name:	ALBERT
Contact Email:	ba3745@asemail.att.com
Contact Mail Address:	3626 WALTON WAY EXT
Contact Mail City,St,Zip:	AUGUSTA, GA 30909
Contact Mail Country:	USA
Contact Type:	Emergency Contact
Contact Modification Date:	2/9/2009

Contact:

Year:	Not reported
Contact ID:	CT20083ZZZZZXXXXXXXX
Contact Title:	EH&S Manager
Contact First Name:	Lynn
Contact Last Name:	Ragsdale
Contact Email:	lrragsdale@att.com
Contact Mail Address:	898 Marie Lane
Contact Mail City,St,Zip:	Conyers, GA 30094
Contact Mail Country:	USA
Contact Type:	Owner / Operator
Contact Type:	Emergency Contact
Contact Modification Date:	2/26/2009

Facility Info:

Year:	Not reported
Facility ID Description:	Unknown
Facility ID Type:	517110
Facility ID Last Modified:	02/26/2009
ID:	NAICS

Year:	Not reported
Facility ID Description:	Unknown
Facility ID Type:	No SIC
Facility ID Last Modified:	02/26/2009
ID:	SIC

Contact:

Year:	Not reported
Contact ID:	CT2008282552XXXXXXXX
Contact Title:	Alternative Contact (IMS/EPCRA)
Contact First Name:	EH&S
Contact Last Name:	Hotline
Contact Email:	Not reported
Contact Mail Address:	Not reported
Contact Mail City,St,Zip:	Not reported
Contact Mail Country:	USA
Contact Type:	Alternate Contact
Contact Modification Date:	02/09/2009

Contact:

Year:	Not reported
Contact ID:	CT2008293937XXXXXXXX
Contact Title:	Property Manager
Contact First Name:	FRANK

AT&T (Continued) **U001483390**

Contact Last Name:	ALBERT
Contact Email:	ba3745@asemail.att.com
Contact Mail Address:	3626 WALTON WAY EXT
Contact Mail City,St,Zip:	AUGUSTA, GA 30909
Contact Mail Country:	USA
Contact Type:	Emergency Contact
Contact Modification Date:	2/9/2009

Contact:

Year:	Not reported
Contact ID:	CT20083ZZZZZXXXXXXXX
Contact Title:	EH&S Manager
Contact First Name:	Lynn
Contact Last Name:	Ragsdale
Contact Email:	lrragsdale@att.com
Contact Mail Address:	898 Marie Lane
Contact Mail City,St,Zip:	Conyers, GA 30094
Contact Mail Country:	USA
Contact Type:	Owner / Operator
Contact Type:	Emergency Contact
Contact Modification Date:	2/26/2009

Facility Info:

Year:	Not reported
Facility ID Description:	Unknown
Facility ID Type:	517110
Facility ID Last Modified:	02/26/2009
ID:	NAICS

Year:	Not reported
Facility ID Description:	Unknown
Facility ID Type:	No SIC
Facility ID Last Modified:	02/26/2009
ID:	SIC

Contact:

Year:	Not reported
Contact ID:	CT2008282552XXXXXXXX
Contact Title:	Alternative Contact (IMS/EPCRA)
Contact First Name:	EH&S
Contact Last Name:	Hotline
Contact Email:	Not reported
Contact Mail Address:	Not reported
Contact Mail City,St,Zip:	Not reported
Contact Mail Country:	USA
Contact Type:	Alternate Contact
Contact Modification Date:	02/09/2009

Contact:

Year:	Not reported
Contact ID:	CT2008293937XXXXXXXX
Contact Title:	Property Manager
Contact First Name:	FRANK
Contact Last Name:	ALBERT
Contact Email:	ba3745@asemail.att.com
Contact Mail Address:	3626 WALTON WAY EXT
Contact Mail City,St,Zip:	AUGUSTA, GA 30909
Contact Mail Country:	USA

AT&T (Continued) **U001483390**

Contact Type: Emergency Contact
Contact Modification Date: 2/9/2009

Contact:
Year: Not reported
Contact ID: CT20083ZZZZZXXXXXXXX
Contact Title: EH&S Manager
Contact First Name: Lynn
Contact Last Name: Ragsdale
Contact Email: lrragsdale@att.com
Contact Mail Address: 898 Marie Lane
Contact Mail City,St,Zip: Conyers, GA 30094
Contact Mail Country: USA
Contact Type: Owner / Operator
Contact Type: Emergency Contact
Contact Modification Date: 2/26/2009

P78 **SIG COX, INC.** **GA SWF/LF** **S113245270**
WSW **1431 GREENE STREET** **N/A**
1/4-1/2 **RICHMOND (County), GA**
0.300 mi.
1585 ft. **Site 1 of 2 in cluster P**

Relative:
Lower

Actual:
133 ft.

SWF/LF:
Status: Not reported
Facility Type Description: Collection Operation
Facility Mgr Name: ANNETTE BERGER
Facility Mgr Addr: Not reported
Facility Mgr City/State/Zip: AUGUSTA, GA 30901
Facility Mgr Telephone: 706 722-5304
Incoming Waste Stream Type: Not reported
Permit Number: PBR-121-083COL
Operating Status: Not reported
Dominion: Not reported
Type: Not reported
Owner Name: ROBERT S. HAYNIE
Owner Address: Not reported
Owner City: Not reported
Owner State: Not reported
Owner Zip: Not reported
Owner Phone: 722-5304
Mailing Address: Not reported
Mailing City: Not reported
Mailing State: Not reported
Mailing Zip: Not reported
Date Ceased Accepting Waste: Not reported
EDR Link ID: PBR-121-083COL
Date Closed: Not reported
Post Closure Period: Not reported

P79 WSW 1/4-1/2 0.325 mi. 1714 ft. | **AUGUSTA NET INC**
1439 GREENE ST
AUGUSTA, GA 30901

Site 2 of 2 in cluster P

GA LUST **U001492964**
GA UST **N/A**
GA Financial Assurance

Relative: Lower

Actual: 134 ft.

LUST:

Facility ID:	09121027
Leak ID:	1
Description:	Confirmed Release
Cleanup Status:	NFA - No Further Action
Date Received:	06/01/2010
Project Officer:	Wallace,Ronald J

Facility:

Facility Id:	9121027
Facility Status:	Closed
Facility Type:	Commercial
District:	East Central
Contact Id:	56634
Owner Name:	AUGUSTA NET INC
Owner Address:	PO BOX 789
Owner City:	AUGUSTA
Owner State:	GA
Owner Zip:	30903
Owner City,St,Zip:	AUGUSTA, GA 30903
Owner Telephone:	706-724-3543

Tanks:

Tank ID:	1
Status:	**Removed From Ground**
Status Date:	05/06/2010
Tank ID:	1
Status:	**Temporarily Out Of Use**
Status Date:	06/04/2007
Tank ID:	1
Status:	**Upgrade Repair Not Marked**
Status Date:	08/21/2001
Tank ID:	1
Status:	**Currently In Use**
Status Date:	01/01/1989
Tank ID:	1
Status:	**Installed**
Status Date:	01/01/1989
Tank ID:	1
Product1:	Gas
Material:	Cathodically Protected Steel
Capacity:	8000
Pipe Material:	Fiberglass Reinforced Plastic
Pipe Type:	Suction: No Valve At The Tank
Overfill Protection:	Not reported
Overfill Installed:	01/01/1989
Tank Exempt From Spill:	Not reported
Date Spill Device Installed:	01/01/1989

AUGUSTA NET INC (Continued) **U001492964**

GA Financial Assurance 1:

Region:	1
Facility ID:	9121027
Financial Responsiblity:	G.U.S.T. Trust Fund

---

80 South 1/4-1/2 0.337 mi. 1777 ft.

PONTIAC MASTER INC
11TH AT TELFAIR
AUGUSTA, GA 30903

GA LUST **1006790884**
GA UST **N/A**
FINDS
ECHO
GA Financial Assurance

Relative: Lower

Actual: 135 ft.

LUST:

Facility ID:	01210293
Leak ID:	1
Description:	Confirmed Release
Cleanup Status:	NFA - No Further Action
Date Received:	10/03/2000
Project Officer:	Wallace,Ronald J

Facility:

Facility Id:	1210293
Facility Status:	Closed
Facility Type:	Auto Dealership
District:	East Central
Contact Id:	9152
Owner Name:	PONTIAC MASTER AUTO SERVICE INC
Owner Address:	1027 TELFAIR ST
Owner City:	AUGUSTA
Owner State:	GA
Owner Zip:	30901
Owner City,St,Zip:	AUGUSTA, GA 30901
Owner Telephone:	706-722-9761

Tanks:

Tank ID:	1
Status:	**Upgrade Repair Not Marked**
Status Date:	Not reported
Tank ID:	1
Status:	**Removed From Ground**
Status Date:	08/10/1991
Tank ID:	1
Status:	**Installed**
Status Date:	05/17/1949
Tank ID:	1
Product1:	Gas
Material:	Marked Unknown
Capacity:	500
Pipe Material:	Unknown
Pipe Type:	Not Marked
Overfill Protection:	Not reported
Overfill Installed:	Not reported
Tank Exempt From Spill:	Not reported
Date Spill Device Installed:	Not reported

PONTIAC MASTER INC (Continued) **1006790884**

Tank ID:	2
Status:	**Upgrade Repair Not Marked**
Status Date:	Not reported

Tank ID:	2
Status:	**Removed From Ground**
Status Date:	08/10/1991

Tank ID:	2
Status:	**Installed**
Status Date:	05/17/1949

Tank ID:	2
Product1:	Used Oil
Material:	Marked Unknown
Capacity:	1000
Pipe Material:	Unknown
Pipe Type:	Not Marked
Overfill Protection:	Yes
Overfill Installed:	Not reported
Tank Exempt From Spill:	Yes
Date Spill Device Installed:	Not reported

Tank ID:	4
Status:	**Upgrade Repair Not Marked**
Status Date:	Not reported

Tank ID:	4
Status:	**Removed From Ground**
Status Date:	09/19/1989

Tank ID:	4
Status:	**Installed**
Status Date:	05/10/1976

Tank ID:	4
Product1:	Other
Material:	Marked Unknown
Capacity:	550
Pipe Material:	Unknown
Pipe Type:	Not Marked
Overfill Protection:	Not reported
Overfill Installed:	Not reported
Tank Exempt From Spill:	Not reported
Date Spill Device Installed:	Not reported

Tank ID:	5
Status:	**Upgrade Repair Not Marked**
Status Date:	Not reported

Tank ID:	5
Status:	**Removed From Ground**
Status Date:	09/19/1989

Tank ID:	5
Status:	**Installed**
Status Date:	05/10/1976

PONTIAC MASTER INC (Continued) **1006790884**

Tank ID:	5
Product1:	Other
Material:	Marked Unknown
Capacity:	550
Pipe Material:	Unknown
Pipe Type:	Not Marked
Overfill Protection:	Not reported
Overfill Installed:	Not reported
Tank Exempt From Spill:	Not reported
Date Spill Device Installed:	Not reported

Tank ID:	6
Status:	**Upgrade Repair Not Marked**
Status Date:	Not reported

Tank ID:	6
Status:	**Removed From Ground**
Status Date:	08/10/1991

Tank ID:	6
Status:	**Installed**
Status Date:	05/17/1949

Tank ID:	6
Product1:	Used Oil
Material:	Marked Unknown
Capacity:	1000
Pipe Material:	Unknown
Pipe Type:	Not Marked
Overfill Protection:	Yes
Overfill Installed:	Not reported
Tank Exempt From Spill:	Yes
Date Spill Device Installed:	Not reported

Tank ID:	7
Status:	**Upgrade Repair Not Marked**
Status Date:	Not reported

Tank ID:	7
Status:	**Removed From Ground**
Status Date:	08/10/1991

Tank ID:	7
Status:	**Installed**
Status Date:	05/17/1949

Tank ID:	7
Product1:	Used Oil
Material:	Marked Unknown
Capacity:	1000
Pipe Material:	Unknown
Pipe Type:	Not Marked
Overfill Protection:	Yes
Overfill Installed:	Not reported
Tank Exempt From Spill:	Yes
Date Spill Device Installed:	Not reported

PONTIAC MASTER INC (Continued) **1006790884**

FINDS:

Registry ID: 110013603136

Environmental Interest/Information System
RCRAInfo is a national information system that supports the Resource Conservation and Recovery Act (RCRA) program through the tracking of events and activities related to facilities that generate, transport, and treat, store, or dispose of hazardous waste. RCRAInfo allows RCRA program staff to track the notification, permit, compliance, and corrective action activities required under RCRA.

ECHO:
Envid: 1006790884
Registry ID: 110013603136
DFR URL: http://echo.epa.gov/detailed_facility_report?fid=110013603136

GA Financial Assurance 1:
Region: 1
Facility ID: 1210293
Financial Responsiblity: Not Marked

Q81 **ELLIOTT FUNERAL HOME** **GA NON-HSI** **S118428634**
SSW **1128 TELFAIR STREET** **N/A**
1/4-1/2 **AUGUSTA, GA 30903**
0.362 mi.
1910 ft. **Site 1 of 2 in cluster Q**

Relative:
Lower

Actual:
134 ft.

NON HSI:
Latitude: 33.44416
Longitude: 89.977500
Ground Water Pathway Score: 5.40
On-Site Pathway Score: 19.30
Report Date: 10/02/2015
Additional Info: Tax Parcel ID: 462052000
Contamination: Formaldehyde

Q82 **ELLIOTT FUNERAL HOME** **GA LUST** **S118197576**
SSW **1128 TELFAIR STREET** **GA BROWNFIELDS** **N/A**
1/4-1/2 **AUGUSTA, GA 30903**
0.362 mi.
1910 ft. **Site 2 of 2 in cluster Q**

Relative:
Lower

Actual:
134 ft.

LUST:
Facility ID: 10002459
Leak ID: 1
Description: Confirmed Release
Cleanup Status: NFA - No Further Action
Date Received: 07/30/2015
Project Officer: Hankinson, Kent

BROWNFIELD:
Acreage: 0.98999999999999999

ELLIOTT FUNERAL HOME (Continued) **S118197576**

Risk: Residential
Restricted: Not-Restricted
RRS Code: 1
Status: N-HSI
Date Cleanup Plan: Not reported
Date Cleanup Completed: 10/20/2015

R83
SSE
1/4-1/2
0.378 mi.
1994 ft.

CITY OF AUGUSTA/FORMER GAS STATION
412 NINTH STREET
AUGUSTA, GA 30901

GA LUST **S109113706**
N/A

Site 1 of 2 in cluster R

Relative:
Lower

Actual:
136 ft.

LUST:
Facility ID: 10001500
Leak ID: 1
Description: Confirmed Release
Cleanup Status: NFA - No Further Action
Date Received: 03/24/2008
Project Officer: Adams,Kelly B

84
SW
1/4-1/2
0.390 mi.
2057 ft.

KINSEY AUTO
508 13TH STREET
AUGUSTA, GA 30901

GA NON-HSI **S109604791**
N/A

Relative:
Lower

Actual:
137 ft.

NON HSI:
Latitude: 33.47500
Longitude: 81.976944
Ground Water Pathway Score: 8.10
On-Site Pathway Score: 19.80
Report Date: 06/03/2009
Additional Info: Not reported
Contamination: Not reported

S85
WNW
1/4-1/2
0.405 mi.
2141 ft.

CIRCLE K #2705372
1488 REYNOLDS ST
AUGUSTA, GA 30901

GA LUST **U001492972**
GA UST **N/A**
GA Financial Assurance

Site 1 of 2 in cluster S

Relative:
Lower

Actual:
139 ft.

LUST:
Facility ID: 09121036
Leak ID: 1
Description: Suspected Release
Cleanup Status: NFA - Suspected Release
Date Received: 12/01/2000
Project Officer: Muhanna,Shaheer L

Facility ID: 09121036
Leak ID: 2
Description: Suspected Release
Cleanup Status: NFA - Suspected Release
Date Received: 06/21/2006

CIRCLE K #2705372 (Continued) **U001492972**

Project Officer: Brown,James W

Facility:

Facility Id:	9121036
Facility Status:	Active
Facility Type:	Gas Station
District:	East Central
Contact Id:	52939
Owner Name:	CIRCLE K STORES INC
Owner Address:	2440 WHITEHALL PARK DR STE 800
Owner City:	CHARLOTTE
Owner State:	NC
Owner Zip:	28273
Owner City,St,Zip:	CHARLOTTE, NC 28273
Owner Telephone:	704-583-5762

Tanks:

Tank ID:	1
Status:	**Cathodically Prot**
Status Date:	01/01/1992
Tank ID:	1
Status:	**Currently In Use**
Status Date:	01/01/1992
Tank ID:	1
Status:	**Installed**
Status Date:	01/01/1992
Tank ID:	1
Product1:	Gas
Material:	Steel-Galvanic
Capacity:	12000
Pipe Material:	Fiberglass Reinforced Plastic
Pipe Type:	Pressure
Overfill Protection:	Not reported
Overfill Installed:	01/01/1992
Tank Exempt From Spill:	Not reported
Date Spill Device Installed:	01/01/1992
Tank ID:	2
Status:	**Cathodically Prot**
Status Date:	01/01/1992
Tank ID:	2
Status:	**Currently In Use**
Status Date:	01/01/1992
Tank ID:	2
Status:	**Installed**
Status Date:	01/01/1992
Tank ID:	2
Product1:	Gas
Material:	Steel-Galvanic
Capacity:	12000
Pipe Material:	Fiberglass Reinforced Plastic

CIRCLE K #2705372 (Continued) **U001492972**

Pipe Type:	Pressure
Overfill Protection:	Not reported
Overfill Installed:	01/01/1992
Tank Exempt From Spill:	Not reported
Date Spill Device Installed:	01/01/1992
Tank ID:	3
Status:	**Cathodically Prot**
Status Date:	01/01/1992
Tank ID:	3
Status:	**Currently In Use**
Status Date:	01/01/1992
Tank ID:	3
Status:	**Installed**
Status Date:	01/01/1992
Tank ID:	3
Product1:	Gas
Material:	Steel-Galvanic
Capacity:	12000
Pipe Material:	Fiberglass Reinforced Plastic
Pipe Type:	Pressure
Overfill Protection:	Not reported
Overfill Installed:	01/01/1992
Tank Exempt From Spill:	Not reported
Date Spill Device Installed:	01/01/1992

GA Financial Assurance 1:

Region:	1
Facility ID:	9121036
Financial Responsiblity:	G.U.S.T. Trust Fund

86
SSE
1/4-1/2
0.410 mi.
2163 ft.

BORDEN INC **GA LUST** **U003920749**
914 TELFAIR ST **GA UST** **N/A**
AUGUSTA, GA 30901 **GA Financial Assurance**

Relative:
Lower

Actual:
134 ft.

LUST:

Facility ID:	01210418
Leak ID:	1
Description:	Confirmed Release
Cleanup Status:	NFA - No Further Action
Date Received:	06/19/1990
Project Officer:	Coughlan,Michael F

Facility:

Facility Id:	1210418
Facility Status:	Closed
Facility Type:	Commercial
District:	East Central
Contact Id:	2569
Owner Name:	BORDEN INC
Owner Address:	165 NORTH WASHINGTON AVE

BORDEN INC (Continued) **U003920749**

Owner City: COLUMBUS
Owner State: OH
Owner Zip: 43215
Owner City,St,Zip: COLUMBUS, OH 43215
Owner Telephone: 614-225-4860

Tanks:

Tank ID: 1
Status: Upgrade Repair Not Marked
Status Date: Not reported

Tank ID: 1
Status: Removed From Ground
Status Date: 06/21/1990

Tank ID: 1
Status: Installed
Status Date: 01/01/1975

Tank ID: 1
Product1: Gas
Material: Bare Steel
Capacity: 3000
Pipe Material: Galvanized Steel
Pipe Type: Not Marked
Overfill Protection: Not reported
Overfill Installed: Not reported
Tank Exempt From Spill: Not reported
Date Spill Device Installed: Not reported

Tank ID: 2
Status: Upgrade Repair Not Marked
Status Date: Not reported

Tank ID: 2
Status: Removed From Ground
Status Date: 06/21/1990

Tank ID: 2
Status: Installed
Status Date: 01/01/1950

Tank ID: 2
Product1: Gas
Material: Bare Steel
Capacity: 2000
Pipe Material: Galvanized Steel
Pipe Type: Not Marked
Overfill Protection: Not reported
Overfill Installed: Not reported
Tank Exempt From Spill: Not reported
Date Spill Device Installed: Not reported

Tank ID: 3
Status: Upgrade Repair Not Marked
Status Date: Not reported

Tank ID: 3

BORDEN INC (Continued) **U003920749**

Status:	**Removed From Ground**
Status Date:	06/21/1990
Tank ID:	3
Status:	**Installed**
Status Date:	01/01/1950
Tank ID:	3
Product1:	Kerosene
Material:	Bare Steel
Capacity:	5000
Pipe Material:	Copper
Pipe Type:	Not Marked
Overfill Protection:	Not reported
Overfill Installed:	Not reported
Tank Exempt From Spill:	Not reported
Date Spill Device Installed:	Not reported
Tank ID:	4
Status:	**Upgrade Repair Not Marked**
Status Date:	Not reported
Tank ID:	4
Status:	**Removed From Ground**
Status Date:	06/21/1990
Tank ID:	4
Status:	**Installed**
Status Date:	01/01/1979
Tank ID:	4
Product1:	Used Oil
Material:	Bare Steel
Capacity:	560
Pipe Material:	Galvanized Steel
Pipe Type:	Not Marked
Overfill Protection:	Yes
Overfill Installed:	Not reported
Tank Exempt From Spill:	Yes
Date Spill Device Installed:	Not reported
Tank ID:	5
Status:	**Upgrade Repair Not Marked**
Status Date:	Not reported
Tank ID:	5
Status:	**Removed From Ground**
Status Date:	06/21/1990
Tank ID:	5
Status:	**Installed**
Status Date:	01/01/1978
Tank ID:	5
Product1:	Gas
Material:	Bare Steel
Capacity:	10000

BORDEN INC (Continued) **U003920749**

Pipe Material:	Galvanized Steel
Pipe Type:	Not Marked
Overfill Protection:	Not reported
Overfill Installed:	Not reported
Tank Exempt From Spill:	Not reported
Date Spill Device Installed:	Not reported

Tank ID:	6
Status:	**Upgrade Repair Not Marked**
Status Date:	Not reported

Tank ID:	6
Status:	**Removed From Ground**
Status Date:	06/21/1990

Tank ID:	6
Status:	**Installed**
Status Date:	01/01/1978

Tank ID:	6
Product1:	Diesel
Material:	Bare Steel
Capacity:	10000
Pipe Material:	Galvanized Steel
Pipe Type:	Not Marked
Overfill Protection:	Not reported
Overfill Installed:	Not reported
Tank Exempt From Spill:	Not reported
Date Spill Device Installed:	Not reported

Tank ID:	7
Status:	**Upgrade Repair Not Marked**
Status Date:	Not reported

Tank ID:	7
Status:	**Removed From Ground**
Status Date:	06/21/1990

Tank ID:	7
Status:	**Installed**
Status Date:	01/01/1955

Tank ID:	7
Product1:	Gas
Material:	Bare Steel
Capacity:	1000
Pipe Material:	Galvanized Steel
Pipe Type:	Not Marked
Overfill Protection:	Not reported
Overfill Installed:	Not reported
Tank Exempt From Spill:	Not reported
Date Spill Device Installed:	Not reported

Tank ID:	8
Status:	**Upgrade Repair Not Marked**
Status Date:	Not reported

BORDEN INC (Continued) **U003920749**

Tank ID:	8
Status:	**Removed From Ground**
Status Date:	06/21/1990
Tank ID:	8
Status:	**Installed**
Status Date:	01/01/1950
Tank ID:	8
Product1:	Diesel
Material:	Bare Steel
Capacity:	1000
Pipe Material:	Galvanized Steel
Pipe Type:	Not Marked
Overfill Protection:	Not reported
Overfill Installed:	Not reported
Tank Exempt From Spill:	Not reported
Date Spill Device Installed:	Not reported

GA Financial Assurance 1:

Region:	1
Facility ID:	1210418
Financial Responsiblity:	Not Marked

87
SW
1/4-1/2
0.412 mi.
2175 ft.

ROCK-TENN
1311 WALKER ST.
AUGUSTA, GA 30901

GA SWF/LF **S110820957**
GA SWRCY **N/A**
GA NPDES
GA TIER 2

Relative:
Lower

Actual:
137 ft.

SWF/LF:

Status:	Not reported
Facility Type Description:	Collection Operation
Facility Mgr Name:	WAYNE TURPIN
Facility Mgr Addr:	Not reported
Facility Mgr City/State/Zip:	AUGUSTA, GA 30903
Facility Mgr Telephone:	706 722-9603
Incoming Waste Stream Type:	Not reported
Permit Number:	PBR-121-086COL
Operating Status:	Not reported
Dominion:	Not reported
Type:	Not reported
Owner Name:	WAYNE TURPIN
Owner Address:	Not reported
Owner City:	Not reported
Owner State:	Not reported
Owner Zip:	Not reported
Owner Phone:	722-9603
Mailing Address:	Not reported
Mailing City:	Not reported
Mailing State:	Not reported
Mailing Zip:	Not reported
Date Ceased Accepting Waste:	Not reported
EDR Link ID:	PBR-121-086COL
Date Closed:	Not reported
Post Closure Period:	Not reported

ROCK-TENN (Continued) **S110820957**

SWRCY:

City/State/Zip:	AUGUSTA
Contact Name:	Jason Milford
Phone:	706 722-9603
Fax:	706 722-6215
Email:	jmilfor2@rocktenn.com
Web Address:	http://www.rocktenn.com
Pick Up:	Yes
Rail Access:	Yes
Operation Hrs:	8-5; M-F
Type Recy:	Collector, Processor
Notes:	Accepts baled or loose in gaylords. Call first for details.

NPDES:

NPDES Id:	Not reported
Notice of Intent Num:	02543
Facility Type Desc:	Not reported
NOI Type:	Notice of Intent
River Basin:	Not reported
Permit Sub Type:	Not reported

GA TIER 2:

Reporting Year:	2015
Facility ID:	5371439
Facility Country:	Not reported
Company Name:	WestrockCP,LLC
Date Submitted:	01/11/2016
Filing Type:	302; 312
SIC Code:	5093
NAICS Code:	425120
Dun&Bradstreet Code:	003289725
Chemicals Same as Last Year:	Not reported
Data Tier 2 Signed:	Not reported
Dikes/Saveguard Measures:	Not reported
Facility Department:	Not reported
Facility Date Modified:	01/11/2016
State Fees Total:	Not reported
Mailing Address:	Not reported
Mailing City,St,Zip:	Not reported
Mailing Country:	Not reported
Latitude:	33.475769
Longitude:	-81.97933799999998
Lat/Long Location Desc:	Not reported
Lat/Long Method:	Not reported
Number Employees on Site:	Not reported
Site Coordinate Abbrvtns Sbmttd:	Not reported
Fire District:	Not reported
Notes:	Not reported
Validity:	Not reported

Inventory:

Facility Id:	5371439
Year:	2015
Chemical Inventory ID:	Not reported
Acute Health Risks:	False
Average Daily Amount:	12010.0

ROCK-TENN (Continued) **S110820957**

Average Daily Amount Code:	Not reported
CB Record ID:	Not reported
Chemical Same as Last Year:	Not reported
Chronic Health Risk:	True
CAS Number:	Not reported
EHS Substance:	Not reported
Last Modified:	Not reported
Days on Site:	Not reported
Chemical Name:	Lubricating oil
Fire Hazard:	True
Gas:	False
Liquid:	True
Max Daily Amount:	12010.0
Max Daily Amount Code:	Not reported
Max Amount in Largest Container:	Not reported
Mixture Form:	True
Sudden Release of Pressure Hazard:	False
Pure Form:	False
Reactive Hazard:	False
Solid:	False
Facility Name:	Westrock Augusta Recycle
Contact Info:	Dean Brinkman
Contact Type:	Emergency Contact
Email:	dean.brinkman@westrock.com
Phone1:	706-722-9603
Phone2:	904-339-1209
Phone3:	Not reported
Phone4:	Not reported
Phone5:	Not reported
Hazardous 1 least hazardous/4 most hazardous:	0
Flammable 1 least flammable/4 most flammable:	0
Reactive 1 least reactive/4 very reactive:	0
Any characteristic over/above H F and R category:	-

88
SSW
1/4-1/2
0.416 mi.
2194 ft.

BLANCHE MILLS SITE **SEMS-ARCHIVE** **1003869686**
605 12TH STREET **GA0000126631**
AUGUSTA, GA 30906

Relative:
Lower

Actual:
134 ft.

SEMS-ARCHIVE:

Site ID:	406175
EPA ID:	GA0000126631
Federal Facility:	N
NPL:	Not on the NPL
Non NPL Status:	NFRAP-Site does not qualify for the NPL based on existing information

Following information was gathered from the prior CERCLIS update completed in 10/2013:

Site ID:	0406175
Federal Facility:	Not a Federal Facility
NPL Status:	Not on the NPL
Non NPL Status:	NFRAP-Site does not qualify for the NPL based on existing information

CERCLIS-NFRAP Site Contact Details:

Contact Sequence ID:	4752293.00000
Person ID:	4000275.00000

BLANCHE MILLS SITE (Continued) **1003869686**

Contact Sequence ID: 4777387.00000
Person ID: 13002428.00000

Contact Sequence ID: 4822903.00000
Person ID: 4272610.00000

CERCLIS-NFRAP Assessment History:
Action: DISCOVERY
Date Started: / /
Date Completed: 02/18/94
Priority Level: Not reported

Action: PRELIMINARY ASSESSMENT
Date Started: / /
Date Completed: 02/18/94
Priority Level: Low priority for further assessment

Action: SITE INSPECTION
Date Started: 10/01/93
Date Completed: 09/30/94
Priority Level: NFRAP-Site does not qualify for the NPL based on existing information

Action: ARCHIVE SITE
Date Started: / /
Date Completed: 09/30/94
Priority Level: Not reported

R89 **NEW LIBRARY SITE** **GA LUST** **U004141843**
SSE **823 TELFAIR STREET** **GA UST** **N/A**
1/4-1/2 **AUGUSTA, GA 30901** **GA Financial Assurance**
0.425 mi.
2243 ft. **Site 2 of 2 in cluster R**

Relative:
Lower

Actual:
135 ft.

LUST:
Facility ID: 10001640
Leak ID: 1
Description: Confirmed Release
Cleanup Status: NFA - No Further Action
Date Received: 11/06/2008
Project Officer: Wallace,Ronald J

Facility:
Facility Id: 10001640
Facility Status: Closed
Facility Type: Local
District: East Central
Contact Id: 55935
Owner Name: AUGUSTA-RICHMOND COUNTY
Owner Address: 520 GREENE ST
Owner City: AUGUSTA
Owner State: GA
Owner Zip: 30911
Owner City,St,Zip: AUGUSTA, GA 30911
Owner Telephone: 706-796-5065

Tanks:
Tank ID: 1

NEW LIBRARY SITE (Continued) **U004141843**

Status:	**Installed Date Unknown**
Status Date:	Not reported
Tank ID:	1
Status:	**Removed From Ground**
Status Date:	10/30/2008
Tank ID:	1
Product1:	Not Marked
Material:	Bare Steel
Capacity:	100
Pipe Material:	Bare Steel
Pipe Type:	Not reported
Overfill Protection:	No
Overfill Installed:	Not reported
Tank Exempt From Spill:	No
Date Spill Device Installed:	Not reported

GA Financial Assurance 1:

Region:	1
Facility ID:	10001640
Financial Responsiblity:	Self Insured

S90
WNW
1/4-1/2
0.436 mi.
2302 ft.

Relative:
Higher

Actual:
144 ft.

GA POWER/AUGUSTA CONTROL CTR **GA LUST** **1006773087**
301 15TH ST **FINDS** **N/A**
AUGUSTA, GA 30904

Site 2 of 2 in cluster S

LUST:

Facility ID:	01210047
Leak ID:	1
Description:	Confirmed Release
Cleanup Status:	NFA - No Further Action
Date Received:	04/29/1996
Project Officer:	Logan,William E.

FINDS:

Registry ID: 110013423722

Environmental Interest/Information System
GEIMS (Geographic Environmental Information Management System) provides the EPA and Public a single point of access to core data for all facilities and sites regulated or monitored by the EPA and a single system for the reporting of all environmental data.

91 SSW 1/4-1/2 0.456 mi. 2410 ft.

BROWN TRANSPORT CORP
621 12TH ST
AUGUSTA, GA 30903

GA LUST **U001483275**
GA UST **N/A**
GA Financial Assurance
GA NPDES

Relative: Lower

Actual: 139 ft.

LUST:

Facility ID:	01210172
Leak ID:	1
Description:	Confirmed Release
Cleanup Status:	NFA - No Further Action
Date Received:	05/05/1997
Project Officer:	Coughlan,Michael F

Facility:

Facility Id:	1210172
Facility Status:	Closed
Facility Type:	Truck/Transport
District:	East Central
Contact Id:	2104
Owner Name:	BROWN TRANSPORT CORP
Owner Address:	352 UNIVERSITY AVE
Owner City:	ATLANTA
Owner State:	GA
Owner Zip:	30310
Owner City,St,Zip:	ATLANTA, GA 30310
Owner Telephone:	404-752-5151

Tanks:

Tank ID:	1
Status:	**Upgrade Repair Not Marked**
Status Date:	Not reported
Tank ID:	1
Status:	**Removed From Ground**
Status Date:	04/30/1996
Tank ID:	1
Status:	**Installed**
Status Date:	04/02/1986
Tank ID:	1
Product1:	Diesel
Material:	Bare Steel
Capacity:	8000
Pipe Material:	Unknown
Pipe Type:	Not Marked
Overfill Protection:	Not reported
Overfill Installed:	Not reported
Tank Exempt From Spill:	Not reported
Date Spill Device Installed:	Not reported
Tank ID:	2
Status:	**Upgrade Repair Not Marked**
Status Date:	Not reported
Tank ID:	2
Status:	**Removed From Ground**
Status Date:	04/30/1996

BROWN TRANSPORT CORP (Continued) **U001483275**

Tank ID:	2
Status:	**Installed**
Status Date:	04/02/1986

Tank ID:	2
Product1:	Gas
Material:	Bare Steel
Capacity:	8000
Pipe Material:	Unknown
Pipe Type:	Not Marked
Overfill Protection:	Not reported
Overfill Installed:	Not reported
Tank Exempt From Spill:	Not reported
Date Spill Device Installed:	Not reported

GA Financial Assurance 1:

Region:	1
Facility ID:	1210172
Financial Responsiblity:	Not Marked

NPDES:

NPDES Id:	Not reported
Notice of Intent Num:	03524
Facility Type Desc:	Not reported
NOI Type:	No Exposure Exclusion
River Basin:	Not reported
Permit Sub Type:	Not reported

---

92 **FIRST UNION NATIONAL BANK TRACT 'C'** **GA DEL SHWS** **S102867579**
SSE **WALKER STREET AT 9TH STREET** **N/A**
1/4-1/2 **AUGUSTA, GA 30901**
0.468 mi.
2473 ft.

Relative:
Lower

Actual:
134 ft.

DEL SHWS:

Delist Date:	02/01/2005
HIS Id Number:	10432
Latidude:	33 28' 17" N
Longitude:	81 58' 12" W
Owner Name:	Not reported
Owner Address:	Not reported
Owner City:	Not reported
Owner State:	Not reported
Owner ZIP:	Not reported
Parcel ID:	Not reported
Cleanup Priority:	Not reported
Reg Sub:	Not reported
Last Known Property Owner NAME B:	Not reported
Last Known Property Owner ADDRESS B:	Not reported
Last Known Property Owner CITY B:	Not reported
Last Known Property Owner STATE B:	Not reported
Last Known Property Owner ZIP B:	Not reported
Last Known Property Owner NAME C:	Not reported
Last Known Property Owner ADDRESS C:	Not reported
Last Known Property Owner CITY C:	Not reported
Last Known Property Owner STATE C:	Not reported

FIRST UNION NATIONAL BANK TRACT 'C' (Continued) **S102867579**

Last Known Property Owner ZIP C:	Not reported
Last Known Property Owner NAME D:	Not reported
Last Known Property Owner ADDRESS D:	Not reported
Last Known Property Owner CITY D:	Not reported
Last Known Property Owner STATE D:	Not reported
Last Known Property Owner ZIP D:	Not reported
Status of Cleanup Activities:	Not reported
GA EPD Dir Determination Re Correction Action:	Not reported
RS Released/Threats to Health Env:	Not reported

93
SSE
1/4-1/2
0.485 mi.
2563 ft.

FORMER WILLIFORDS CLEANERS
426 AND 428 8TH STREET
AUGUSTA, GA 30901

GA NON-HSI **S109504905**
N/A

Relative:
Lower

Actual:
136 ft.

NON HSI:

Latitude:	33.47194
Longitude:	81.966944
Ground Water Pathway Score:	6.50
On-Site Pathway Score:	12.35
Report Date:	01/16/2009
Additional Info:	Not reported
Contamination:	tetrachloroethene

T94
SW
1/4-1/2
0.500 mi.
2638 ft.

SANDYS 4X4
628 THIRTEENTH ST
AUGUSTA, GA 30901

GA LUST **U003763515**
GA UST **N/A**
GA Financial Assurance

Site 1 of 2 in cluster T

Relative:
Lower

Actual:
140 ft.

LUST:

Facility ID:	09121230
Leak ID:	1
Description:	Confirmed Release
Cleanup Status:	NFA - No Further Action
Date Received:	08/17/2000
Project Officer:	Johnson,Undine

Facility:

Facility Id:	9121230
Facility Status:	Closed
Facility Type:	Not Marked
District:	East Central
Contact Id:	154
Owner Name:	UNKNOWN OWNER
Owner Address:	UNKNOWN
Owner City:	UNKNOWN
Owner State:	GA
Owner Zip:	30330
Owner City,St,Zip:	UNKNOWN, GA 30330
Owner Telephone:	Not reported

Tanks:

Tank ID:	1
Status:	**Installed**

SANDYS 4X4 (Continued) **U003763515**

Status Date: Not reported

Tank ID: 1
Status: **Removed From Ground Date Unknown**
Status Date: Not reported

Tank ID: 1
Status: **Upgrade Repair Not Marked**
Status Date: Not reported

Tank ID: 1
Product1: Gas
Material: Not Marked/Unknown
Capacity: 0
Pipe Material: Not Marked
Pipe Type: Not Marked
Overfill Protection: Not reported
Overfill Installed: Not reported
Tank Exempt From Spill: Not reported
Date Spill Device Installed: Not reported

Tank ID: A
Status: **Upgrade Repair Not Marked**
Status Date: Not reported

Tank ID: A
Status: **Installed**
Status Date: Not reported

Tank ID: A
Status: **Removed From Ground**
Status Date: 12/01/2001

Tank ID: A
Product1: Other
Material: Marked Unknown
Capacity: 12000
Pipe Material: Unknown
Pipe Type: Not Marked
Overfill Protection: Not reported
Overfill Installed: Not reported
Tank Exempt From Spill: Not reported
Date Spill Device Installed: Not reported

Tank ID: B
Status: **Installed**
Status Date: Not reported

Tank ID: B
Status: **Upgrade Repair Not Marked**
Status Date: Not reported

Tank ID: B
Status: **Removed From Ground**
Status Date: 12/01/2001

Tank ID: B

SANDYS 4X4 (Continued) **U003763515**

Product1:	Other
Material:	Marked Unknown
Capacity:	12000
Pipe Material:	Unknown
Pipe Type:	Not Marked
Overfill Protection:	Not reported
Overfill Installed:	Not reported
Tank Exempt From Spill:	Not reported
Date Spill Device Installed:	Not reported

Tank ID:	C
Status:	**Upgrade Repair Not Marked**
Status Date:	Not reported

Tank ID:	C
Status:	**Installed**
Status Date:	Not reported

Tank ID:	C
Status:	**Removed From Ground**
Status Date:	12/01/2001

Tank ID:	C
Product1:	Other
Material:	Marked Unknown
Capacity:	12000
Pipe Material:	Unknown
Pipe Type:	Not Marked
Overfill Protection:	Not reported
Overfill Installed:	Not reported
Tank Exempt From Spill:	Not reported
Date Spill Device Installed:	Not reported

GA Financial Assurance 1:

Region:	1
Facility ID:	9121230
Financial Responsiblity:	Not Marked

T95 **626 THIRTEENTH STREET** **GA NON-HSI** **S104819540**
SW **626 THIRTEENTH STREET** **N/A**
1/2-1 **AUGUSTA, GA**
0.515 mi.
2720 ft. **Site 2 of 2 in cluster T**

Relative:
Higher

Actual:
142 ft.

NON HSI:

Latitude:	Not reported
Longitude:	Not reported
Ground Water Pathway Score:	2.01
On-Site Pathway Score:	13.83
Report Date:	07/01/2000
Additional Info:	Not reported
Contamination:	silver

96 ENE 1/2-1 0.528 mi. 2787 ft. | **DANIEL FIELD** | **FUDS** | **1011976424** | **N/A**

AUGUSTA, GA

Relative: Lower

Actual: 126 ft.

FUDS:

EPA Region:	04
Congressional District:	12
FUDS Number:	I04GA0989
State:	GA
Facility Name:	DANIEL FIELD
Fiscal Year:	2013
City:	AUGUSTA
Federal Facility ID:	GA9799F8273
Telephone:	912-652-5279
INST ID:	57791
County:	RICHMOND
RAB:	Not reported
CORPS_DIST:	Savannah District (SAS)
NPL Status:	Not Listed
CTC:	3937
Current Owner:	Private Sector
Future Prog:	Not reported
Description:	Augusta, Richmond County, GA. Consisted of 633.58 acres.
Current Program:	Not reported
History:	Acquired between 1941 and 1946. Used for ground storage and dispersion of planes.
Latitude Degree:	33
Latitude Minute:	28
Latitude Second:	57
Latitude Direction:	N
Longitude Degree:	-82
Longitude Minute:	2
Longitude Second:	22
Longitude Direction:	E

FUDS:

Inst ID:	57791
FUDS Number:	I04GA0989
Facility Name:	DANIEL FIELD
PHASE:	4
ARC:	Y
DIST:	SAS
MMRP:	Y
MRA ID:	I04GA098901R02
Inst ID:	57791
FUDS Number:	I04GA0989
Facility Name:	DANIEL FIELD
PHASE:	4
ARC:	Y
DIST:	SAS
MMRP:	Y
MRA ID:	I04GA098901R01

FUDS:

Inst ID:	57791
FUDS Number:	I04GA0989

DANIEL FIELD (Continued) **1011976424**

Facility Name:	DANIEL FIELD
PHASE:	4
Site ID:	01
DIST:	SAS
MMRP:	Y
MRA ID:	I04GA098901R01
PROJ NO:	I04GA098901
Inst ID:	57791
FUDS Number:	I04GA0989
Facility Name:	DANIEL FIELD
PHASE:	4
Site ID:	02
DIST:	SAS
MMRP:	Y
MRA ID:	I04GA098901R02
PROJ NO:	I04GA098902

97
South
1/2-1
0.564 mi.
2978 ft.

FIRST UNION NATIONAL BANK TRACT 'A'
FENWICK STREET AT 10TH STREET
AUGUSTA, GA 30901

GA DEL SHWS **S103224303**
N/A

Relative:
Lower

Actual:
139 ft.

DEL SHWS:

Delist Date:	04/22/2005
HIS Id Number:	10433
Latidude:	33 28' 16" N
Longitude:	81 58' 16" W
Owner Name:	Not reported
Owner Address:	Not reported
Owner City:	Not reported
Owner State:	Not reported
Owner ZIP:	Not reported
Parcel ID:	Not reported
Cleanup Priority:	Not reported
Reg Sub:	Not reported
Last Known Property Owner NAME B:	Not reported
Last Known Property Owner ADDRESS B:	Not reported
Last Known Property Owner CITY B:	Not reported
Last Known Property Owner STATE B:	Not reported
Last Known Property Owner ZIP B:	Not reported
Last Known Property Owner NAME C:	Not reported
Last Known Property Owner ADDRESS C:	Not reported
Last Known Property Owner CITY C:	Not reported
Last Known Property Owner STATE C:	Not reported
Last Known Property Owner ZIP C:	Not reported
Last Known Property Owner NAME D:	Not reported
Last Known Property Owner ADDRESS D:	Not reported
Last Known Property Owner CITY D:	Not reported
Last Known Property Owner STATE D:	Not reported
Last Known Property Owner ZIP D:	Not reported
Status of Cleanup Activities:	Not reported
GA EPD Dir Determination Re Correction Action:	Not reported
RS Released/Threats to Health Env:	Not reported

98
ESE
1/2-1
0.684 mi.
3610 ft.

BURCH LOWE SITE
520 REYNOLDS ST.
AUGUSTA, GA

GA NON-HSI **S103439962**
N/A

Relative:
Lower

Actual:
139 ft.

NON HSI:

Latitude:	33.474
Longitude:	-81.96
Ground Water Pathway Score:	4.1
On-Site Pathway Score:	0
Report Date:	Not reported
Additional Info:	Not reported
Contamination:	Not reported

99
SSW
1/2-1
0.702 mi.
3704 ft.

FORMER BARTON BUILDING SUPPLY COMPANY
1225 D' ANTIGNAC ST./ 1210 WALTON WAY
AUGUSTA, GA 30901

GA NON-HSI **S107150853**
N/A

Relative:
Lower

Actual:
140 ft.

NON HSI:

Latitude:	33.47000
Longitude:	81.976944
Ground Water Pathway Score:	6.50
On-Site Pathway Score:	0.00
Report Date:	06/05/2005
Additional Info:	Not reported
Contamination:	tetrachloroethene

100
SSE
1/2-1
0.737 mi.
3889 ft.

FIRST UNION NATIONAL BANK
FENWICK ST. @ 7TH STREET
AUGUSTA, GA 30901

GA NON-HSI **S103439965**
N/A

Relative:
Lower

Actual:
132 ft.

NON HSI:

Latitude:	Not reported
Longitude:	Not reported
Ground Water Pathway Score:	8.13
On-Site Pathway Score:	0
Report Date:	Not reported
Additional Info:	Not reported
Contamination:	methylene chloride; isopropyl benzene; naphthalene

---

U101
North
1/2-1
0.747 mi.
3942 ft.

325 GEORGIA AVE
325 GEORGIA AVE
NORTH AUGUSTA, SC 29841

Site 1 of 3 in cluster U

SC SHWS **S118635906**
N/A

Relative:
Higher

Actual:
213 ft.

SHWS:
EPA ID: Not reported

V102 **ATLANTA GAS LIGHT CO-AUGUSTA MGP SITE** **CORRACTS** **1000507722**
South **807 8TH STREET** **RCRA NonGen / NLR** **GAD984306092**
1/2-1 **AUGUSTA, GA 30901** **FINDS**
0.758 mi. **ECHO**
4000 ft. **Site 1 of 3 in cluster V**

Relative:
Lower

Actual:
133 ft.

CORRACTS:

EPA ID: GAD984306092
EPA Region: 4
Area Name: ENTIRE FACILITY
Actual Date: 20041201
Action: SF645
NAICS Code(s): 22121
Natural Gas Distribution
Original schedule date: Not reported
Schedule end date: Not reported

EPA ID: GAD984306092
EPA Region: 4
Area Name: ENTIRE FACILITY
Actual Date: 20071001
Action: SF931
NAICS Code(s): 22121
Natural Gas Distribution
Original schedule date: Not reported
Schedule end date: Not reported

EPA ID: GAD984306092
EPA Region: 4
Area Name: ENTIRE FACILITY
Actual Date: 20071001
Action: SF932
NAICS Code(s): 22121
Natural Gas Distribution
Original schedule date: Not reported
Schedule end date: Not reported

EPA ID: GAD984306092
EPA Region: 4
Area Name: ENTIRE FACILITY
Actual Date: 20090602
Action: SF931
NAICS Code(s): 22121
Natural Gas Distribution
Original schedule date: Not reported
Schedule end date: Not reported

EPA ID: GAD984306092
EPA Region: 4
Area Name: ENTIRE FACILITY
Actual Date: 20060303
Action: SF931
NAICS Code(s): 22121
Natural Gas Distribution
Original schedule date: Not reported
Schedule end date: Not reported

EPA ID: GAD984306092

ATLANTA GAS LIGHT CO-AUGUSTA MGP SITE (Continued) **1000507722**

EPA Region: 4
Area Name: ENTIRE FACILITY
Actual Date: 19971103
Action: SF190
NAICS Code(s): 22121
Natural Gas Distribution
Original schedule date: Not reported
Schedule end date: Not reported

EPA ID: GAD984306092
EPA Region: 4
Area Name: ENTIRE FACILITY
Actual Date: 19980604
Action: SF196
NAICS Code(s): 22121
Natural Gas Distribution
Original schedule date: Not reported
Schedule end date: Not reported

EPA ID: GAD984306092
EPA Region: 4
Area Name: ENTIRE FACILITY
Actual Date: 20060504
Action: SF931
NAICS Code(s): 22121
Natural Gas Distribution
Original schedule date: Not reported
Schedule end date: Not reported

EPA ID: GAD984306092
EPA Region: 4
Area Name: ENTIRE FACILITY
Actual Date: 20080205
Action: SF932
NAICS Code(s): 22121
Natural Gas Distribution
Original schedule date: Not reported
Schedule end date: Not reported

EPA ID: GAD984306092
EPA Region: 4
Area Name: ENTIRE FACILITY
Actual Date: 20080205
Action: SF931
NAICS Code(s): 22121
Natural Gas Distribution
Original schedule date: Not reported
Schedule end date: Not reported

EPA ID: GAD984306092
EPA Region: 4
Area Name: ENTIRE FACILITY
Actual Date: 20120606
Action: SF190
NAICS Code(s): 22121
Natural Gas Distribution
Original schedule date: Not reported

ATLANTA GAS LIGHT CO-AUGUSTA MGP SITE (Continued) **1000507722**

Schedule end date: Not reported

EPA ID: GAD984306092
EPA Region: 4
Area Name: ENTIRE FACILITY
Actual Date: 20091207
Action: SF931
NAICS Code(s): 22121
Natural Gas Distribution
Original schedule date: Not reported
Schedule end date: Not reported

EPA ID: GAD984306092
EPA Region: 4
Area Name: ENTIRE FACILITY
Actual Date: 20081007
Action: SF931
NAICS Code(s): 22121
Natural Gas Distribution
Original schedule date: Not reported
Schedule end date: Not reported

EPA ID: GAD984306092
EPA Region: 4
Area Name: ENTIRE FACILITY
Actual Date: 20081007
Action: SF932
NAICS Code(s): 22121
Natural Gas Distribution
Original schedule date: Not reported
Schedule end date: Not reported

EPA ID: GAD984306092
EPA Region: 4
Area Name: ENTIRE FACILITY
Actual Date: 20131008
Action: SF270
NAICS Code(s): 22121
Natural Gas Distribution
Original schedule date: Not reported
Schedule end date: Not reported

EPA ID: GAD984306092
EPA Region: 4
Area Name: ENTIRE FACILITY
Actual Date: 19980908
Action: SF110
NAICS Code(s): 22121
Natural Gas Distribution
Original schedule date: Not reported
Schedule end date: Not reported

EPA ID: GAD984306092
EPA Region: 4
Area Name: ENTIRE FACILITY
Actual Date: 20020109
Action: SF931

ATLANTA GAS LIGHT CO-AUGUSTA MGP SITE (Continued) **1000507722**

NAICS Code(s): 22121
Natural Gas Distribution
Original schedule date: Not reported
Schedule end date: Not reported

EPA ID: GAD984306092
EPA Region: 4
Area Name: ENTIRE FACILITY
Actual Date: 20100410
Action: SF931
NAICS Code(s): 22121
Natural Gas Distribution
Original schedule date: Not reported
Schedule end date: Not reported

EPA ID: GAD984306092
EPA Region: 4
Area Name: ENTIRE FACILITY
Actual Date: 20100211
Action: SF932
NAICS Code(s): 22121
Natural Gas Distribution
Original schedule date: Not reported
Schedule end date: Not reported

EPA ID: GAD984306092
EPA Region: 4
Area Name: ENTIRE FACILITY
Actual Date: 20060213
Action: SF931
NAICS Code(s): 22121
Natural Gas Distribution
Original schedule date: Not reported
Schedule end date: Not reported

EPA ID: GAD984306092
EPA Region: 4
Area Name: SOUTHEST BITUMINOUS PARCEL
Actual Date: 19980213
Action: SF645
NAICS Code(s): 22121
Natural Gas Distribution
Original schedule date: Not reported
Schedule end date: Not reported

EPA ID: GAD984306092
EPA Region: 4
Area Name: WESTERN PARCEL
Actual Date: 19980213
Action: SF645
NAICS Code(s): 22121
Natural Gas Distribution
Original schedule date: Not reported
Schedule end date: Not reported

EPA ID: GAD984306092
EPA Region: 4

ATLANTA GAS LIGHT CO-AUGUSTA MGP SITE (Continued) **1000507722**

Area Name: SOUTHERN PARCEL
Actual Date: 19980213
Action: SF645
NAICS Code(s): 22121
Natural Gas Distribution
Original schedule date: Not reported
Schedule end date: Not reported

EPA ID: GAD984306092
EPA Region: 4
Area Name: ENTIRE FACILITY
Actual Date: 20060214
Action: SF931
NAICS Code(s): 22121
Natural Gas Distribution
Original schedule date: Not reported
Schedule end date: Not reported

EPA ID: GAD984306092
EPA Region: 4
Area Name: ENTIRE FACILITY
Actual Date: 20010216
Action: SF260
NAICS Code(s): 22121
Natural Gas Distribution
Original schedule date: Not reported
Schedule end date: Not reported

EPA ID: GAD984306092
EPA Region: 4
Area Name: ENTIRE FACILITY
Actual Date: 20060516
Action: SF645
NAICS Code(s): 22121
Natural Gas Distribution
Original schedule date: Not reported
Schedule end date: Not reported

EPA ID: GAD984306092
EPA Region: 4
Area Name: ENTIRE FACILITY
Actual Date: 19980916
Action: SF150
NAICS Code(s): 22121
Natural Gas Distribution
Original schedule date: Not reported
Schedule end date: Not reported

EPA ID: GAD984306092
EPA Region: 4
Area Name: ENTIRE FACILITY
Actual Date: 20060217
Action: SF931
NAICS Code(s): 22121
Natural Gas Distribution
Original schedule date: Not reported
Schedule end date: Not reported

ATLANTA GAS LIGHT CO-AUGUSTA MGP SITE (Continued) **1000507722**

EPA ID: GAD984306092
EPA Region: 4
Area Name: ENTIRE FACILITY
Actual Date: 20030117
Action: SF645
NAICS Code(s): 22121
Natural Gas Distribution
Original schedule date: Not reported
Schedule end date: Not reported

EPA ID: GAD984306092
EPA Region: 4
Area Name: ENTIRE FACILITY
Actual Date: 20021218
Action: SF645
NAICS Code(s): 22121
Natural Gas Distribution
Original schedule date: Not reported
Schedule end date: Not reported

EPA ID: GAD984306092
EPA Region: 4
Area Name: ENTIRE FACILITY
Actual Date: 20020219
Action: SF932
NAICS Code(s): 22121
Natural Gas Distribution
Original schedule date: Not reported
Schedule end date: Not reported

EPA ID: GAD984306092
EPA Region: 4
Area Name: ENTIRE FACILITY
Actual Date: 20100420
Action: SF932
NAICS Code(s): 22121
Natural Gas Distribution
Original schedule date: Not reported
Schedule end date: Not reported

EPA ID: GAD984306092
EPA Region: 4
Area Name: ENTIRE FACILITY
Actual Date: 20120220
Action: SF195
NAICS Code(s): 22121
Natural Gas Distribution
Original schedule date: Not reported
Schedule end date: Not reported

EPA ID: GAD984306092
EPA Region: 4
Area Name: ENTIRE FACILITY
Actual Date: 20060221
Action: SF931
NAICS Code(s): 22121
Natural Gas Distribution

ATLANTA GAS LIGHT CO-AUGUSTA MGP SITE (Continued) **1000507722**

Original schedule date: Not reported
Schedule end date: Not reported

EPA ID: GAD984306092
EPA Region: 4
Area Name: ENTIRE FACILITY
Actual Date: 20120523
Action: SF196
NAICS Code(s): 22121
Natural Gas Distribution
Original schedule date: Not reported
Schedule end date: Not reported

EPA ID: GAD984306092
EPA Region: 4
Area Name: ENTIRE FACILITY
Actual Date: 20060224
Action: SF931
NAICS Code(s): 22121
Natural Gas Distribution
Original schedule date: Not reported
Schedule end date: Not reported

EPA ID: GAD984306092
EPA Region: 4
Area Name: NORTHERN PARCEL
Actual Date: 19980624
Action: SF270
NAICS Code(s): 22121
Natural Gas Distribution
Original schedule date: Not reported
Schedule end date: Not reported

EPA ID: GAD984306092
EPA Region: 4
Area Name: ENTIRE FACILITY
Actual Date: 20021025
Action: SF931
NAICS Code(s): 22121
Natural Gas Distribution
Original schedule date: Not reported
Schedule end date: Not reported

EPA ID: GAD984306092
EPA Region: 4
Area Name: ENTIRE FACILITY
Actual Date: 20010426
Action: SF931
NAICS Code(s): 22121
Natural Gas Distribution
Original schedule date: Not reported
Schedule end date: Not reported

EPA ID: GAD984306092
EPA Region: 4
Area Name: ENTIRE FACILITY
Actual Date: 20120426

ATLANTA GAS LIGHT CO-AUGUSTA MGP SITE (Continued) **1000507722**

Action: SF931
NAICS Code(s): 22121
Natural Gas Distribution
Original schedule date: Not reported
Schedule end date: Not reported

EPA ID: GAD984306092
EPA Region: 4
Area Name: ENTIRE FACILITY
Actual Date: 20021227
Action: SF645
NAICS Code(s): 22121
Natural Gas Distribution
Original schedule date: Not reported
Schedule end date: Not reported

EPA ID: GAD984306092
EPA Region: 4
Area Name: ENTIRE FACILITY
Actual Date: 20010330
Action: SF300
NAICS Code(s): 22121
Natural Gas Distribution
Original schedule date: Not reported
Schedule end date: Not reported

RCRA NonGen / NLR:
Date form received by agency: 04/03/2014
Facility name: ATLANTA GAS LIGHT CO-AUGUSTA MGP SITE
Facility address: 807 8TH STREET
AUGUSTA, GA 30901
EPA ID: GAD984306092
Mailing address: PEACHTREE PLACE, STE 1000
ATLANTA, GA 30308
Contact: TERRY RYLAND
Contact address: Not reported
Not reported
Contact country: US
Contact telephone: (404) 584-3953
Contact email: TRYLAND@AGLRESOURCES.COM
EPA Region: 04
Land type: Private
Classification: Non-Generator
Description: Handler: Non-Generators do not presently generate hazardous waste

Owner/Operator Summary:
Owner/operator name: ATLANTA GAS LIGHT COMPANY
Owner/operator address: Not reported
Not reported
Owner/operator country: US
Owner/operator telephone: Not reported
Legal status: Private
Owner/Operator Type: Operator
Owner/Op start date: 01/01/1852
Owner/Op end date: Not reported

ATLANTA GAS LIGHT CO-AUGUSTA MGP SITE (Continued) **1000507722**

Owner/operator name: ATLANTA GAS LIGHT COMPANY
Owner/operator address: PEACHTREE PLACE, STE 1000
ATLANTA, GA 30308
Owner/operator country: US
Owner/operator telephone: Not reported
Legal status: Private
Owner/Operator Type: Owner
Owner/Op start date: 01/01/1852
Owner/Op end date: Not reported

Handler Activities Summary:
U.S. importer of hazardous waste: No
Mixed waste (haz. and radioactive): No
Recycler of hazardous waste: No
Transporter of hazardous waste: No
Treater, storer or disposer of HW: No
Underground injection activity: No
On-site burner exemption: No
Furnace exemption: No
Used oil fuel burner: No
Used oil processor: No
User oil refiner: No
Used oil fuel marketer to burner: No
Used oil Specification marketer: No
Used oil transfer facility: No
Used oil transporter: No

Historical Generators:
Date form received by agency: 08/08/2008
Site name: ATLANTA GAS LIGHT CO-AUGUSTA MGP SITE
Classification: Large Quantity Generator

. Waste code: D018
. Waste name: BENZENE

Date form received by agency: 06/13/2003
Site name: ATLANTA GAS LIGHT CO-AUGUSTA MGP SITE
Classification: Large Quantity Generator

. Waste code: D018
. Waste name: BENZENE

Date form received by agency: 03/28/2002
Site name: ATLANTA GAS LIGHT CO - AUGUSTA MGP SITE
Classification: Large Quantity Generator

. Waste code: D018
. Waste name: BENZENE

Date form received by agency: 12/10/1998
Site name: ATLANTA GAS LIGHT COMPANY- AUGUSTA MGP
Classification: Large Quantity Generator

Date form received by agency: 02/04/1992
Site name: ATLANTA GAS LIGHT CO-AUGUSTA
Classification: Large Quantity Generator

ATLANTA GAS LIGHT CO-AUGUSTA MGP SITE (Continued) **1000507722**

. Waste code: D000
. Waste name: Not Defined

. Waste code: D007
. Waste name: CHROMIUM

. Waste code: D008
. Waste name: LEAD

. Waste code: D009
. Waste name: MERCURY

. Waste code: D018
. Waste name: BENZENE

Corrective Action Summary:
Event date: 11/03/1997
Event: SF190

Event date: 02/13/1998
Event: SF645

Event date: 06/04/1998
Event: SF196

Event date: 06/24/1998
Event: SF270

Event date: 09/08/1998
Event: SF110

Event date: 09/16/1998
Event: SF150

Event date: 02/16/2001
Event: SF260

Event date: 03/30/2001
Event: SF300

Event date: 04/26/2001
Event: SF931

Event date: 01/09/2002
Event: SF931

Event date: 02/19/2002
Event: SF932

Event date: 10/25/2002
Event: SF931

Event date: 12/18/2002
Event: SF645

Event date: 12/27/2002
Event: SF645

ATLANTA GAS LIGHT CO-AUGUSTA MGP SITE (Continued) **1000507722**

Event date: 01/17/2003
Event: SF645

Event date: 12/01/2004
Event: SF645

Event date: 02/13/2006
Event: SF931

Event date: 02/14/2006
Event: SF931

Event date: 02/17/2006
Event: SF931

Event date: 02/21/2006
Event: SF931

Event date: 02/24/2006
Event: SF931

Event date: 03/03/2006
Event: SF931

Event date: 05/04/2006
Event: SF931

Event date: 05/16/2006
Event: SF645

Event date: 10/01/2007
Event: SF931

Event date: 10/01/2007
Event: SF932

Event date: 02/05/2008
Event: SF931

Event date: 02/05/2008
Event: SF932

Event date: 10/07/2008
Event: SF932

Event date: 10/07/2008
Event: SF931

Event date: 06/02/2009
Event: SF931

Event date: 12/07/2009
Event: SF931

Event date: 02/11/2010
Event: SF932

ATLANTA GAS LIGHT CO-AUGUSTA MGP SITE (Continued) **1000507722**

Event date: 04/10/2010
Event: SF931

Event date: 04/20/2010
Event: SF932

Event date: 02/20/2012
Event: SF195

Event date: 04/26/2012
Event: SF931

Event date: 05/23/2012
Event: SF196

Event date: 06/06/2012
Event: SF190

Event date: 10/08/2013
Event: SF270

Violation Status: No violations found

Evaluation Action Summary:
Evaluation date: 05/26/1998
Evaluation: NON-FINANCIAL RECORD REVIEW
Area of violation: Not reported
Date achieved compliance: Not reported
Evaluation lead agency: State

FINDS:

Registry ID: 110000789022

Environmental Interest/Information System
RCRAInfo is a national information system that supports the Resource Conservation and Recovery Act (RCRA) program through the tracking of events and activities related to facilities that generate, transport, and treat, store, or dispose of hazardous waste. RCRAInfo allows RCRA program staff to track the notification, permit, compliance, and corrective action activities required under RCRA.

HAZARDOUS WASTE BIENNIAL REPORTER

ECHO:
Envid: 1000507722
Registry ID: 110000789022
DFR URL: http://echo.epa.gov/detailed_facility_report?fid=110000789022

V103 South 1/2-1 0.758 mi. 4000 ft. | **ATLANTA GAS LIGHT COMPANY - AUGUSTA MGP SITE**
WALTON WAY & EIGHTH STREET (807 8TH STREET)
AUGUSTA, GA 30901 | **GA SHWS** | **S103224228**
N/A

Site 2 of 3 in cluster V

Relative: Lower

Actual: 133 ft.

SHWS:

Facility Id:	10132
Regulated Substances(RS):	2,4-Dimethylphenol-GW/Soil; Acenaphthene-GW/Soil; Acetone-GW/Soil; Antimony-Soil; Barium-GW; Benzo(a)anthracene-GW/Soil; Benzo(b)fluoranthene-GW/Soil; Benzo(k)fluoranthene-GW/Soil; bis(2-Ethylhexyl) phthalate-GW; Carbon disulfide-GW/Soil; Chromium-GW; Copper-GW; Dibenzo(a,h)anthracene-GW/Soil; 2,4-Dinitrotoluene-Soil; Acenaphthylene-GW/Soil; Anthracene-GW/Soil; Arsenic-GW; Benzene-GW/Soil; Benzo(a)pyrene-GW; Benzo(ghi)perylene-GW/Soil; Beryllium-GW; Cadmium-GW; Chlorobenzene-GW; Chrysene-GW/Soil; Cyanides (soluble salts and complexes) n.o.s.-GW/Soil; Dichloromethane-GW/Soil; Diethyl phthalate-GW; Fluoranthene-GW/Soil; Heptachlor-GW; Lead-Soil; Mercury-Soil; Nickel-GW; PCBs-GW; p-Cresol-GW; Phenol-GW; Selenium-GW; Thallium-GW; Xylenes-GW/Soil; Ethylbenzene-GW/Soil; Fluorene-GW/Soil; Indeno(1,2,3-cd)pyrene-GW/Soil; Lead-GW/Soil; Naphthalene-GW/Soil; o-Cresol-GW; p-Chloroaniline-Soil; Phenanthrene-GW/Soil; Pyrene-GW/Soil; Styrene-GW; Toluene-GW/Soil; Zinc-GW
RS Released/Threats to Health Env:	This site has a known release of Benzo(a)pyrene in soil at levels exceeding the reportable quantity. This site has unlimited access. The nearest resident individual is less than 300 feet from the area affected by the release.
Status of Cleanup Activities:	Hazardous Site Response Act cleanup levels have been met for source materials and soil through institutional and engineering controls to eliminate or reduce present and future threats to human health and the environment. Cleanup activities are being conducted for groundwater.
GA EPD Dir Determination Re Correction Action:	The Director has determined that this site requires corrective action.
Owner Name:	Atlanta Gas Light Company
Owner Address:	P.O. Box 4569 - Location 1313
Owner City,St,Zip:	Atlanta, GA 30302
Last Known Property Owner NAME B:	Not reported
Last Known Property Owner ADDRESS B:	Not reported
Last Known Property Owner CITY B:	Not reported
Last Known Property Owner STATE B:	Not reported
Last Known Property Owner ZIP B:	Not reported
Last Known Property Owner NAME C:	Not reported
Last Known Property Owner ADDRESS C:	Not reported
Last Known Property Owner CITY C:	Not reported
Last Known Property Owner STATE C:	Not reported
Last Known Property Owner ZIP C:	Not reported
Last Known Property Owner NAME D:	Not reported
Last Known Property Owner ADDRESS D:	Not reported
Last Known Property Owner CITY D:	Not reported
Last Known Property Owner STATE D:	Not reported
Last Known Property Owner ZIP D:	Not reported
Latitude:	33 28 ' 04 " N
Longitude:	81 58 ' 11 " W

V104
South
1/2-1
0.758 mi.
4000 ft.

AUGUSTA GAS LIGHT (COAL GAS FACILITY)
805, 807 8TH STREET
AUGUSTA, GA 30901

EDR MGP **1008408739**
N/A

Site 3 of 3 in cluster V

Relative:
Lower

Actual:
133 ft.

Manufactured Gas Plants:
Alternate Name:ATLANTA GAS LIGHT CO. No additional information available

---

U105
North
1/2-1
0.768 mi.
4053 ft.

344 GEORGIA AVENUE
344 GEORGIA AVE
NORTH AUGUSTA, SC 29841

SC SHWS **S107030138**
SC VCP **N/A**

Site 2 of 3 in cluster U

Relative:
Higher

Actual:
214 ft.

SHWS:
EPA ID: SCS123456928

VCP:

Person Company:	Not reported
Prim Address 1:	Not reported
Prim Address 2:	Not reported
Prim City:	Not reported
Prim State:	Not reported
Prim Zip:	Not reported
Type Brownfield:	Not reported
Contact:	Not reported
Status code:	ACTIVE
File Number:	52714
Exec Date:	Not reported
Contract Mailed Date:	Not reported
Date Terminated:	Not reported
Contract #:	NEW CONTRACT NUMBER.
Contract Type:	Not reported
Contract Manager:	Not reported
Acreage:	Not reported
COC Issued Date:	Not reported
RC Executed Date:	Not reported
I C Received:	Not reported
Workplan Due:	Not reported
Workplan Receive:	Not reported
Workplan Reviewed:	Not reported
Workplan Approved:	Not reported
Report Receive:	Not reported
Report Reviewed:	Not reported
Report Approved:	Not reported
Cap Approved:	Not reported

U106
North
1/2-1
0.771 mi.
4071 ft.

NORTHWEST CORNER OF GA AVE AND BUENA VISTA AVE
375 GEORGIA AVE
NORTH AUGUSTA, SC 29841

SC SHWS **S118468818**
N/A

Site 3 of 3 in cluster U

Relative:
Higher

Actual:
213 ft.

SHWS:
EPA ID: Not reported

107
South
1/2-1
0.779 mi.
4112 ft.

DANTIGNAL STREET SITE
916 DANTIGNAL STREET
AUGUSTA, GA 30901

GA NON-HSI **S105707755**
N/A

Relative:
Lower

Actual:
139 ft.

NON HSI:

Latitude:	33.46388
Longitude:	81.975000
Ground Water Pathway Score:	6.50
On-Site Pathway Score:	19.80
Report Date:	08/02/2002
Additional Info:	Not reported
Contamination:	tetrachloroethene

108
North
1/2-1
0.822 mi.
4340 ft.

ONE HOUR CLEANERIZING FMR FORCE CLEANERS
417 GEORGIA AVE
NORTH AUGUSTA, SC 29841

SC SHWS **S105621355**
SC DRYCLEANERS **N/A**

Relative:
Higher

Actual:
214 ft.

SHWS:
EPA ID: SCDRY0056027

Drycleaners:

BLWM Number:	56027
Rank:	2nd
Priority Group Explanation:	2nd

109
SSE
1/2-1
0.842 mi.
4445 ft.

AUGUSTA GAS LIGHT (COAL GAS FACILITY)
TAYLOR AND KING STREETS
AUGUSTA, GA 30901

EDR MGP **1008408740**
N/A

Relative:
Lower

Actual:
129 ft.

Manufactured Gas Plants:
Alternate Name:ATLANTA GAS LIGHT CO. No additional information available

W110
WSW
1/2-1
0.845 mi.
4464 ft.

BROWN/WALLACE PROPERTY
15TH ST. @ WALTON WAY
AUGUSTA, GA

GA NON-HSI **S103439961**
N/A

Site 1 of 3 in cluster W

Relative:
Higher

Actual:
148 ft.

NON HSI:

Latitude:	33.4753
Longitude:	81.9879
Ground Water Pathway Score:	8.5
On-Site Pathway Score:	0
Report Date:	10/01/1998
Additional Info:	Not reported
Contamination:	Not reported

W111
WSW
1/2-1
0.853 mi.
4505 ft.

POWER CONTROL SYSTEMS OF GA, INC. PROPERTY
15TH STREET @ WALTON WAY
AUGUSTA, GA

GA NON-HSI **S103439972**
N/A

Site 2 of 3 in cluster W

Relative:
Higher

Actual:
149 ft.

NON HSI:

Latitude:	33.4752
Longitude:	81.9876
Ground Water Pathway Score:	8.5
On-Site Pathway Score:	18.89
Report Date:	10/01/1998
Additional Info:	Not reported
Contamination:	Not reported

Latitude:	33.4756
Longitude:	81.9882
Ground Water Pathway Score:	8.5
On-Site Pathway Score:	0
Report Date:	10/01/1998
Additional Info:	Not reported
Contamination:	Not reported

W112
WSW
1/2-1
0.877 mi.
4632 ft.

NG PROPERTY
15TH STREET @ WALTON WAY
AUGUSTA, GA

GA NON-HSI **S103439973**
N/A

Site 3 of 3 in cluster W

Relative:
Higher

Actual:
149 ft.

NON HSI:

Latitude:	33.4755
Longitude:	81.9886
Ground Water Pathway Score:	8.5
On-Site Pathway Score:	0
Report Date:	10/01/1998
Additional Info:	Not reported
Contamination:	tetrachloroethene

113
SE
1/2-1
0.909 mi.
4798 ft.

PHOENIX OIL COMPANY
625 FIFTH STREET
AUGUSTA, GA 30901

GA NON-HSI
GA BROWNFIELDS

S107774569
N/A

Relative:
Lower

Actual:
131 ft.

NON HSI:

Latitude:	33.46777
Longitude:	81.962778
Ground Water Pathway Score:	8.10
On-Site Pathway Score:	14.80
Report Date:	11/06/2006
Additional Info:	Not reported
Contamination:	Vinyl Chloride, Tetrachloroethene

BROWNFIELD:

Acreage:	2.7599999999999998
Risk:	To be Determined
Restricted:	To be Determined
RRS Code:	Not reported
Status:	N-HSI
Date Cleanup Plan:	12/20/2006
Date Cleanup Completed:	Not reported

114
North
1/2-1
0.938 mi.
4950 ft.

523 GEORGIA AVENUE
523 GEORGIA AVE
NORTH AUGUSTA, SC 29841

SC SHWS

S107030139
N/A

Relative:
Higher

Actual:
220 ft.

SHWS:

EPA ID: SCS123456927

115
WSW
1/2-1
0.972 mi.
5131 ft.

WESTERN SIZZLIN
1537 WALTON WAY
AUGUSTA, GA 30901

GA NON-HSI

S105872283
N/A

Relative:
Higher

Actual:
155 ft.

NON HSI:

Latitude:	Not reported
Longitude:	Not reported
Ground Water Pathway Score:	0.00
On-Site Pathway Score:	0.00
Report Date:	05/03/2003
Additional Info:	Not reported
Contamination:	no release requiring notification

Count: 9 records.

ORPHAN SUMMARY

City	EDR ID	Site Name	Site Address	Zip	Database(s)
AUGUSTA	1009613913	AUGUSTA MACHINE CO	102ND 7TH & REYNOLDS		EDR Hist Auto
AUGUSTA	S113245250	UNITED BROKERAGE CO., INC.	496 LANCY WALKER BLVD.	30901	GA SWF/LF
AUGUSTA	U003003204	ROADWAY EXPRESS INC	725 LANEY WALKER BLVD EXT	30901	GA LUST, GA UST, GA Financial Assurance
AUGUSTA	U001483295	CLAUSSEN CONCRETE CO/MAIN PLANT	109-111 LANEY WALKER BLVD EXT	30901	GA LUST, GA UST, GA Financial Assurance
AUGUSTA	S107774891	RYDER TRANSPORTATION SERVICES #150	710 LANEY WALKER BLVD EXT	30901	GA LUST, GA TIER 2
AUGUSTA	S113245245	COUNTRY WAY, INC.	723 LANEY WALKER BLVD.	30903	GA SWF/LF
AUGUSTA	S107489399	FORMER GULF OIL GAS STATION	TELFAIR STREET	30901	GA LUST
CLEARWATER	S118868566	4403 JEFFERSON DAVIS HWY	4403 JEFFERSON DAVIS HWY	29841	SC SHWS
NORTH AUGUSTA	S118868579	RAILROAD AVE	RAILROAD AVE	29841	SC SHWS

EDR ZIP Code Scan Report

ZIP	EDR-ID	Facility ID	Name	Address	Map/Dir/Dist	City	State	Databases
**** - Indicates location may or may not be in requested radius. Site has not been assigned a latitude/longitude coordinate. Further review recommended.**								
29841	1014939313				**		SC	DOT OPS
29841	2010101438				**	NORTH AUGUSTA	SC	HMIRS
29841	1021336859		HENSLEY CLIFF		**	NORTH AUGUSTA	SC	EDR Historical Auto Stations
29841	1009642326				**	BEECH ISLAND	SC	DOT OPS
29841	1020026030		LEDSON		**	BEECH ISLAND	SC	EDR Historical Cleaners
29841	2009054229				**	NORTH AUGUSTA	SC	HMIRS
29841	2014003889				**	AUGUSTA	GA	HMIRS
29841	2014008975				**	AUGUSTA	GA	HMIRS
29841	1022092890		GULF RFG AND MKTG CO		**	NORTH AUGUSTA	SC	EDR Historical Auto Stations
29841	1020401676		SHUFORD ELAM C JR	RT #1	**	NORTH AUGUSTA	SC	EDR Historical Auto Stations
29841	1020259344		SHUFORD ELAM C JR	RT #1 EDGEFIELD HWY	**	NORTH AUGUSTA	SC	EDR Historical Auto Stations
29841	1020689195		COUNTRY STORE THE	RT #1 MARTINTOWN RD	**	NORTH AUGUSTA	SC	EDR Historical Auto Stations
29841	1020626902		OCTANE OIL CO	ROUTE #2	**	NORTH AUGUSTA	SC	EDR Historical Auto Stations
29841	1021615427		OCTANE OIL CO	ROUTE #2	**	NORTH AUGUSTA	SC	EDR Historical Auto Stations
29841	1020690300		LYNNS FOOD STORE	HWY #25 BOX 56	**	BELVEDERE	SC	EDR Historical Auto Stations
29841	1020490292		BOARDMAN PETROLEUM INC	I-20 & W MARTINTOWN RD	**	NORTH AUGUSTA	SC	EDR Historical Auto Stations
29841	1022118467		SMILE GAS INC	I-20 & WEST MARTINTOWN RD	**	NORTH AUGUSTA	SC	EDR Historical Auto Stations
29841	1001125613	SCD057302770	TAYLOR TOYOTA	651 HWY 1		N AUGUSTA	SC	RCRA-NonGen
29841	1016185581	110002331076	TAYLOR TOYOTA	651 HWY 1		NORTH AUGUSTA	SC	FINDS
29841	1021705745		BROOMS AUTO PARTS & SERVICE	RT 1	**	BEECH ISLAND	SC	EDR Historical Auto Stations
29841	1021320425		SHUFORD ELAM C JR	RT 1	**	NORTH AUGUSTA	SC	EDR Historical Auto Stations
29841	1003868491	SCD981024102	ALLEN, EARL CHEMICAL SITE	US 1, 1/2 MI NE OF SAVANNAH RV	**	NORTH AUGUSTA	SC	CERCLIS-NFRAP, PRP
29841	1010415792	SCD082231796	AIKEN COUNTY PUBLIC SERVICE	HWY 125	**	N AUGUSTA	SC	RCRA-NonGen
29841	1020803860		STALLINGS WELDING SVC	HWY 125	**	BEECH ISLAND	SC	EDR Historical Auto Stations
29841	1020170113		OCTANE OIL CO	RT 2	**	NORTH AUGUSTA	SC	EDR Historical Auto Stations
29841	1007830707	110019946941	M & S EGG FACTORY	RT 2 PO BOX 227	**	NORTH AUGUSTA	SC	FINDS
29841	1007834643	110019986345	EARLY BIRD EGG FARM	RT 2 PO BOX 232	**	NORTH AUGUSTA	SC	FINDS
29841	1007245299	110017171497	FORMER CHEVRON FOOD MART	I 20 & MARTINTOWN RD	**	N AUGUSTA	SC	FINDS
29841	U004017577	142	FORMER CHEVRON FOOD MART	I 20 & MARTINTOWN RD	**	N AUGUSTA	SC	LUST, UST
29841	1007260164	110017332466	FLOYD & BEASLEY TRANS CO INC	I 20 & US 25 FRONTAGE RD	**	N AUGUSTA	SC	FINDS
29841	1022158552		SPORTSMAN CORNER	HWY 230	**	NORTH AUGUSTA	SC	EDR Historical Auto Stations
29841	1015697706			HIGHWAY 25	**	NORTH AUGUSTA	SC	EDR Historical Auto Stations
29841	1020929084		LYNNS FOOD STORES INC	HWY 25	**	BELVEDERE	SC	EDR Historical Auto Stations
29841	1020867917		CECILS UNION SERVICE STATION	HWY 25	**	BELVEDERE	SC	EDR Historical Auto Stations
29841	1021316351		ONCO	HWY 25	**	NORTH AUGUSTA	SC	EDR Historical Auto Stations
29841	1021507485		BUG BARN	HWY 25	**	NORTH AUGUSTA	SC	EDR Historical Auto Stations
29841	1007232862	110017041814	PANTRY 3256 DBA DEPOT	HWY 25 & I 20	**	N AUGUSTA	SC	FINDS
29841	1022045024		PLAZA ESSO SERVICENTER	HWY 25 & MARTINTOWN RD	**	NORTH AUGUSTA	SC	EDR Historical Auto Stations
29841	1020634203		PLAZA EXXON	HWY 25 & MARTINTOWN ROAD	**	NORTH AUGUSTA	SC	EDR Historical Auto Stations
29841	1007233583	110017049148	MILNER ETHANOL TERMINAL	HWY 25 & SWEETWATER CH RD	**	BELVEDERE	SC	FINDS
29841	1007232997	110017043206	SHOP & GAS 2	HWY 25 AT JOHNSON RD	**	BELVEDERE	SC	FINDS
29841	U004018109	173	INTERSTATE-N AUGUSTA	HWY 25 BY PASS	**	NORTH AUGUSTA	SC	LUST, UST
29841	1007239721	110017113103	INTERSTATE-N AUGUSTA	HWY 25 BY PASS	**	NORTH AUGUSTA	SC	FINDS
29841	1021768411		PURE ICE & WATER COMPANY	HWY 25 JOHNSON RD	**	BELVEDERE	SC	EDR Historical Auto Stations
29841	1022112308		PEEPLES SERVICE STATION	HWY 278	**	BEECH ISLAND	SC	EDR Historical Auto Stations

EDR ZIP Code Scan Report

ZIP	EDR-ID	Facility ID	Name	Address	Map/Dir/Dist	City	State	Databases
29841	1022056285		CHAVOUS GARAGE	HWY 278 & HWY 125	**	BEECH ISLAND	SC	EDR Historical Auto Stations
29841	1016240618	110007836734	HORSE CREEK WASTEWATER PLANT	US 278/SC 125 SOUTH OF US 1	**	NORTH AUGUSTA	SC	FINDS
29841	1004780590	SCD987584828	HORSE CREEK WASTEWATER PLANT	US 278/SC 125 SOUTH OF US 1	**	NORTH AUGUSTA	SC	RCRA-NonGen
29841	1014835564	110041032619	BP EXPLORATION & OIL (SWEETWATER)	HIGHWAY 36 - SWEETWATER JUNCTN		NORTH AUGUSTA	SC	FINDS
29841	1016121702	110001138714	PHILLIPS PIPELINE COMPANY	HIGHWAY 36 AND SWEETWATER ROAD		BELVEDERE	SC	FINDS
29841	A100267670	672	PHILLIPS PIPELINE - SWEETWATER	HWY 36 & SWEETWATER ROAD		NORTH AUGUSTA	SC	AST
29841	U004018641	3130	BP OIL CO SWEETWATER TERMINAL	SR 36	**	N AUGUSTA	SC	LUST, UST
29841	1014834949	110041233484	KINDER MORGAN:NORTH AUGUSTA	HIGHWAY 36&SWEETWATER ROAD		NORTH AUGUSTA	SC	FINDS
29841	1005791375	110002185590	MOBILE HOME ESTATES	RT 4 PO BOX 32	**	NORTH AUGUSTA	SC	FINDS
29841	1004780552	SCD987582525	BP OIL-SITE #23776	RTE 4 BOX 436 & HIGHWAY 1	**	AIKEN	SC	RCRA-NonGen
29841	1021831665		CLEARWATER TRANSMISSIONS	HIGHWAY 421	**	NORTH AUGUSTA	SC	EDR Historical Auto Stations
29841	1007648421	110020063624	G L WILLIAMS/HIGHWAY 421 MINE	HWY 421	**	WARRENVILLE	SC	FINDS
29841	1020169720		HANKS LEE IMPORTS	821 WEST 5 NOTCH RD	**	NORTH AUGUSTA	SC	EDR Historical Auto Stations
29841	1005791261	110002187231	MAGNOLIA TRAILER PARK	RT 6 BOX 251	**	N AUGUSTA	SC	FINDS
29841	1021950954		HALLS PURE OIL SERVICE STATION	<	**	BELVEDERE	SC	EDR Historical Auto Stations
29841	1020056481		OWENS HOME SERVICE	<	**	NORTH AUGUSTA	SC	EDR Historical Cleaners
29841	1019957561		CLEANERS CO	<	**	NORTH AUGUSTA	SC	EDR Historical Cleaners
29841	1005791128	110002188891	BELVEDERE CAR WASH	ADAMS BROS 522 EDGEFIELD RD		BELVEDERE	SC	FINDS
29841	1015535833			5183 AIKEN AUGUSTA HWY		NORTH AUGUSTA	SC	EDR Historical Auto Stations
29841	1020574500		ANDY JONES MAZDA	5512 AIKEN AUGUSTA HWY	**	NORTH AUGUSTA	SC	EDR Historical Auto Stations
29841	1008009126	110002178312	ASHLEY MOTOR MOTEL	960 AIKEN AUGUSTA HWY	**	N AUGUSTA	SC	FINDS
29841	1020926176		AMBER TRUCK STOP	AIKEN-AUGUSTA HWY 1	**	NORTH AUGUSTA	SC	EDR Historical Auto Stations
29841	1018623723		DOCTOR STEAM INC	114 H AND H ST	**	NORTH AUGUSTA	SC	EDR Historical Cleaners
29841	1018450263		PROFESSIONAL STEAM CLEANING	116 H AND H ST	**	NORTH AUGUSTA	SC	EDR Historical Cleaners
29841	1018811838		LAMBACK CLEANING	10 ARCADIA CT	**	NORTH AUGUSTA	SC	EDR Historical Cleaners
29841	1007837693	110020016846	B&H LAND COMPANY LLC	1916 ASCAUGA LAKE RD		N AUGUSTA	SC	FINDS
29841	1015128213			1016 ATOMIC RD		NORTH AUGUSTA	SC	EDR Historical Auto Stations
29841	1020518470		BLACKWELLS AUTOMOTIVE	1016 ATOMIC RD	**	NORTH AUGUSTA	SC	EDR Historical Auto Stations
29841	1014473368	SCR000772715	XPO LOGISTICS FREIGHT INC - NAG	1025 ATOMIC RD		NORTH AUGUSTA	SC	RCRA-CESQG
29841	1014835071	110043556041	XPO LOGISTICS FREIGHT INC - NAG	1025 ATOMIC RD		NORTH AUGUSTA	SC	FINDS
29841	2009057339		1025 ATOMIC RD.	1025 ATOMIC RD.		NORTH AUGUSTA	SC	HMIRS
29841	2009053759		1025 ATOMIC ROAD	1025 ATOMIC ROAD		NORTH AUGUSTA	SC	HMIRS
29841	1021745198		BLIMPIE SUBS	10307 ATOMIC RD	**	NORTH AUGUSTA	SC	EDR Historical Auto Stations
29841	1004595251	110011848778	NORTHSIDE CHRISTIAN SCHOOL	1032 ATOMIC ROAD		NORTH AUGUSTA	SC	FINDS
29841	1015149554			10930 ATOMIC RD	**	NORTH AUGUSTA	SC	EDR Historical Auto Stations
29841	1015153238			11007 ATOMIC RD	**	NORTH AUGUSTA	SC	EDR Historical Auto Stations
29841	1020174612		BENNERS IMPORTED CAR SERVICE	11007 ATOMIC RD	**	NORTH AUGUSTA	SC	EDR Historical Auto Stations
29841	U004018510	241	XPO LOGISTICS FREIGHT INC NAG	11026 ATOMIC RD	**	NORTH AUGUSTA	SC	LUST, UST
29841	1016144993	SCR000776799	CON WAY FREIGHT NAG	11026 ATOMIC RD	**	NORTH AUGUSTA	SC	RCRA-NonGen
29841	1007728995	110018858930	CMC NORTH AUGUSTA	1119 ATOMIC RD		N AUGUSTA	SC	FINDS
29841	1016185280	110002258011	BOWMAN TRANSPORTATION CO INCORP	1137 ATOMIC RD		NORTH AUGUSTA	SC	FINDS
29841	1000295195	SCD981758980	BOWMAN TRANSPORTATION CO INC	1137 ATOMIC RD		N AUGUSTA	SC	RCRA-NonGen
29841	1016185279	110002257977	AUGUSTA AIR BRAKE & RAILCAR PARTS	1294 ATOMIC ROAD		NORTH AUGUSTA	SC	FINDS
29841	1000575984	SCD987584562	AUGUSTA AIR BRAKE	1294 ATOMIC ROAD		N AUGUSTA	SC	RCRA-CESQG
29841	1007235318	110017067332	COOPERHEAT-MQS INC	1398 ATOMIC RD		NORTH AUGUSTA	SC	FINDS
29841	1007238773	110017103267	BEECH ISLAND SECTION SHED	1956 ATOMIC RD		NORTH AUGUSTA	SC	FINDS
29841	1007240370	110017120006	LIBERTY TECHNOLOGIES INC	1980 ATOMIC RD		NORTH AUGUSTA	SC	FINDS
29841	1015539769			525 ATOMIC RD		NORTH AUGUSTA	SC	EDR Historical Auto Stations
29841	1021899337		HERNONS CHEVRON	525 ATOMIC RD	**	BEECH ISLAND	SC	EDR Historical Auto Stations
29841	1007226849	110016979894	GAS PLUS 7	525 ATOMIC RD		N AUGUSTA	SC	FINDS
29841	1021279198		CIRCLE K STORES INC	601 ATOMIC RD	**	NORTH AUGUSTA	SC	EDR Historical Auto Stations
29841	1015569808			602 ATOMIC RD		NORTH AUGUSTA	SC	EDR Historical Auto Stations
29841	1021442687		CONOCOPHILLIPS COMPANY	602 ATOMIC RD	**	NORTH AUGUSTA	SC	EDR Historical Auto Stations

EDR ZIP Code Scan Report

ZIP	EDR-ID	Facility ID	Name	Address	Map/Dir/Dist	City	State	Databases
29841	1018738547		ACE CARPET & FLOORING	613 ATOMIC RD	**	NORTH AUGUSTA	SC	EDR Historical Cleaners
29841	1008009121	110002178250	CAROLINA SPRINGS PARK	618 ATOMIC RD		N AUGUSTA	SC	FINDS
29841	1016185278	110002257922	GROOMES PAINT & BODY SHOP	701 ATOMIC RD		NORTH AUGUSTA	SC	FINDS
29841	1000449220	SCD987572526	GROOMES PAINT & BODY SHOP	701 ATOMIC ROAD		N. AUGUSTA	SC	RCRA-NonGen
29841	1015673406			915 ATOMIC RD		NORTH AUGUSTA	SC	EDR Historical Auto Stations
29841	1016185275	110002257762	RAYMONDS PAINT & BODY	915 ATOMIC RD		NORTH AUGUSTA	SC	FINDS
29841	1000449224	SCD987573896	RAYMONDS PAINT & BODY	915 ATOMIC ROAD		N. AUGUSTA	SC	RCRA-CESQG
29841	1000156170	SCD982126104	COWART CABINETS INC	917 ATOMIC RD		N AUGUSTA	SC	RCRA-CESQG
29841	1016185282	110002258066	COWART CABINETS INCORPORATED	917 ATOMIC RD		NORTH AUGUSTA	SC	FINDS
29841	1015681769			946 ATOMIC RD		NORTH AUGUSTA	SC	EDR Historical Auto Stations
29841	1021999014		BENNERS IMPORTED CAR SERVICE	946 ATOMIC RD	**	BEECH ISLAND	SC	EDR Historical Auto Stations
29841	1012093487	110038793589	SCE&G NORTH AUGUSTA-CLOSED	ATOMIC RD (US RTE 278)		NORTH AUGUSTA	SC	FINDS
29841	1018882702		SERVPRO OF AIKEN	410 AUDUBON CIR	**	NORTH AUGUSTA	SC	EDR Historical Cleaners
29841	1020866399		C & A MOBILE REPAIR	501 AUDUBON CIR	**	NORTH AUGUSTA	SC	EDR Historical Auto Stations
29841	1021662328		DANNYS TOTAL PERFORMANCE	5109 AUGUSTA RD	**	NORTH AUGUSTA	SC	EDR Historical Auto Stations
29841	1016185010	110002199371	AIKEN AUGUSTA AUTO BODY	5183 AUGUSTA RD N	**	NORTH AUGUSTA	SC	FINDS
29841	1001405311	SCD987574639	AIKEN AUGUSTA AUTO BODY	5183 AUGUSTA ROAD NORTH		N. AUGUSTA	SC	RCRA-NonGen
29841	1022155026		AMBER TRUCK STOP	AUGUSTA HWY U S #1	**	NORTH AUGUSTA	SC	EDR Historical Auto Stations
29841	1020145006		AMBER TRUCK STOP	AUGUSTA HWY U S 1	**	NORTH AUGUSTA	SC	EDR Historical Auto Stations
29841	1018414819		SILVERSTEINS CLEANERS & LDRERS	N AUGUSTA PLZ	**	NORTH AUGUSTA	SC	EDR Historical Cleaners
29841	1004780165	SCD981752538	SILVERSTEINS CLEANERS	NORTH AUGUSTA PLAZA	**	NORTH AUGUSTA	SC	RCRA-CESQG
29841	1016240427	110007833041	SILVERSTEINS CLEANERS	NORTH AUGUSTA PLAZA	**	NORTH AUGUSTA	SC	FINDS
29841	1022015152		MUNFORD INC	501 WEST AV	**	NORTH AUGUSTA	SC	EDR Historical Auto Stations
29841	1007257668	110017306440	NORTH AUGUSTA URGENT CARE & FAMII	1201 WEST AVE N		NORTH AUGUSTA	SC	FINDS
29841	1007256777	110017297138	JOHN BUTLER DMD	1219 WEST AVE		NORTH AUGUSTA	SC	FINDS
29841	1010162152	110030467135	CAROLINA TERRACE APARTMENTS	1251 WEST AVE APT# A2	**	NORTH AUGUSTA	SC	FINDS
29841	1007257754	110017307332	FAMILY PHYSICIANS OF NORTH AUGUST,	309 WEST AVE		NORTH AUGUSTA	SC	FINDS
29841	1020684690		SIMMONS AUTO SERVICE	411 WEST AVE	**	NORTH AUGUSTA	SC	EDR Historical Auto Stations
29841	1007240009	110017116128	RON E BRYANT DDS	504 WEST AVE		NORTH AUGUSTA	SC	FINDS
29841	1018459884		KIRKS CARPET & UPHOLSTERY CLG	106 AYR DR	**	NORTH AUGUSTA	SC	EDR Historical Cleaners
29841	1021636374		BOBBYS GARAGE	419 BALTON RD	**	NORTH AUGUSTA	SC	EDR Historical Auto Stations
29841	1020800083		BOBBYS GARAGE	419 BARTON RD	**	NORTH AUGUSTA	SC	EDR Historical Auto Stations
29841	1005854813	110008562368	BEECHWOOD SD	BEECH ISL RURAL COMM WTR DIST	**	BEECH ISLAND	SC	FINDS
29841	1007846109	110020149828	WERTS EQUIP/BEECH ISLAND MINE	BEECH ISLAND AVE	**	BEECH ISLAND	SC	FINDS
29841	1000162844	SCD042971069	KIMBERLY CLARK CORP	BEECH ISLAND MILL		BEECH ISLAND	SC	AIRS, CERCLIS-NFRAP, NPDES, SHWS, RCRAInfo-LQG
29841	1015120641			1001 BELVEDERE CLEARWATER RD		NORTH AUGUSTA	SC	EDR Historical Auto Stations
29841	1021135369		DAMONS AUTO SERVICE	1001 BELVEDERE CLEARWATER	**	BEECH ISLAND	SC	EDR Historical Auto Stations
29841	1015068598			502 BELVEDERE CLEARWATER RD		NORTH AUGUSTA	SC	EDR Historical Cleaners
29841	1018458355		BELVEDERE 50 MINUTE CLEANERS	502 BELVEDERE CLEARWATER	**	NORTH AUGUSTA	SC	EDR Historical Cleaners
29841	1020174178		MILLERS AUTOMOTIVE	512 BELVEDERE CLEARWATER	**	NORTH AUGUSTA	SC	EDR Historical Auto Stations
29841	1012218662	110040508322	MCCARTHY IMPROVEMENT COMPANY	699 BELVEDERE CLEARWATER RD		NORTH AUGUSTA	SC	FINDS
29841	1015665209			899 BELVEDERE CLEARWATER		NORTH AUGUSTA	SC	EDR Historical Auto Stations
29841	1015665208			899 BELVEDERE CLEARWATER RD		NORTH AUGUSTA	SC	EDR Historical Auto Stations
29841	1021209144		WILLIAMS AUTOMOTIVE	899 BELVEDERE CLEARWATER	**	BEECH ISLAND	SC	EDR Historical Auto Stations
29841	1007087147	110015666796	TOTH TRUCKING	466 BLANCHARD RD		NORTH AUGUSTA	SC	FINDS
29841	1006931486	SCR000764894	TOTH TRUCKING	466 BLANCHARD RD		NORTH AUGUSTA	SC	RCRA-NonGen
29841	1020658481		NELSONS GULF	1844 BOLIN RD	**	NORTH AUGUSTA	SC	EDR Historical Auto Stations
29841	1015021340			223 BORDER DR		NORTH AUGUSTA	SC	EDR Historical Cleaners
29841	1018709383		ACTION CARPET CLEANING	223 BORDER DR	**	NORTH AUGUSTA	SC	EDR Historical Cleaners
29841	1004779818	110002199503	GOLD MASTERS	245 BORDER DR		BELVEDERE	SC	RCRA-NonGen, FINDS
29841	1007224404	110016954562	GURLEY S SUNSHINE CENTER	PO BOX 213	**	BEECH ISLAND	SC	FINDS
29841	1007237094	110017085759	NORTH AUGUSTA INTERIM FACILITY	PO BOX 6177	**	NORTH AUGUSTA	SC	FINDS

EDR ZIP Code Scan Report

ZIP	EDR-ID	Facility ID	Name	Address	Map/Dir/Dist	City	State	Databases
29841	1007228129	110016992968	OVERNITE TRANSPORT	PO BOX 6220	**	NORTH AUGUSTA	SC	FINDS
29841	1007224225	110016952617	AMOCO OIL - NORTH AUGUSTA TERMINA	PO BOX 6397	**	NORTH AUGUSTA	SC	FINDS
29841	1007237191	110017086801	NORTH AUGUSTA BELVEDERE TERRACE	PO BOX 6400	**	NORTH AUGUSTA	SC	FINDS
29841	1007233143	110017044679	PINECREST SD STORM BR SWR	PO BOX 6400	**	NORTH AUGUSTA	SC	FINDS
29841	1007835598	110019995889	NORTH AUGUSTA WATER TREATMENT	PO BOX 6400	**	N AUGUSTA	SC	FINDS
29841	1007224403	110016954553	GULF OIL/NORTH AUGUSTA	PO BOX 6427	**	N. AUGUSTA	SC	FINDS
29841	1005791561	110002182441	INTERSTATE MOBILE TRUCK & TIRE	PO BOX 7947		N AUGUSTA	SC	FINDS
29841	1007152498	110016673223	ALLTEL	555 BRADLET DRIVE		N. AUGUSTA	SC	ICIS, FINDS
29841	1015290159			1903 BRENDA DR		NORTH AUGUSTA	SC	EDR Historical Auto Stations
29841	1021897370		SWEETWATER AUTOMOTIVE INC	1903 BRENDA DR	**	NORTH AUGUSTA	SC	EDR Historical Auto Stations
29841	1020280165		SMITTYS GARAGE	110 E BUENA VISTA	**	NORTH AUGUSTA	SC	EDR Historical Auto Stations
29841	1021904155		GIBBS TRUCKS INC	1200 E BUENA VISTA AVE	**	NORTH AUGUSTA	SC	EDR Historical Auto Stations
29841	1007836116	110020001068	NORTH AUGUSTA CITY OF PUBLIC WORK	400 BUENA VISTA AVE E		N AUGUSTA	SC	FINDS
29841	1008233592	110020978913	NORTH AUGUSTA POLICE DEPT	400 E BUENA VISTA AVE		NORTH AUGUSTA	SC	FINDS
29841	U000477364	13087	CLEAN HARBORS ENVIRONMENTAL SER	400 E BUENA VISTA AVE		N AUGUSTA	SC	LUST, UST
29841	1020342352		TIRE CENTER	628 E BUENA VISTA AVE	**	NORTH AUGUSTA	SC	EDR Historical Auto Stations
29841	1014623758		SOUTH CAROLINA ELECTRIC & GAS COM	632 E BUENA VISTA AVE		NORTH AUGUSTA	SC	PCB TRANSFORMER
29841	1014629646		SOUTH CAROLINA ELECTRIC & GAS COM	632 E BUENA VISTA AVE		NORTH AUGUSTA	SC	PCB TRANSFORMER
29841	1020044288		MOORES CLEANERS	659 E BUENA VISTA	**	NORTH AUGUSTA	SC	EDR Historical Cleaners
29841	1018891802		MOORES CLEANERS	695 E BUENA VISTA AVE	**	NORTH AUGUSTA	SC	EDR Historical Cleaners
29841	1020344937		WEEKS OIL CO	819 E BUENA VISTA	**	NORTH AUGUSTA	SC	EDR Historical Auto Stations
29841	1020260458		MORRIS GROCERY	825 E BUENA VISTA AVE	**	NORTH AUGUSTA	SC	EDR Historical Auto Stations
29841	1020169855		CAROLINA BODY & EQUIPMENT CO	838 E BUENA VISTA	**	NORTH AUGUSTA	SC	EDR Historical Auto Stations
29841	1015652422			838 E BUENA VISTA AVE		NORTH AUGUSTA	SC	EDR Historical Auto Stations
29841	1022215371		MCALISTER MUFFLER	BUENA VISTA RD HWY 25	**	NORTH AUGUSTA	SC	EDR Historical Auto Stations
29841	1018757064		DURACLEAN SYSTEMS	947 CAMPBELLTON DR	**	NORTH AUGUSTA	SC	EDR Historical Cleaners
29841	1007230025	110017012515	FOUR SEASONS FOOD & FUEL 111	211 CAREY DR		BEECH ISLAND	SC	FINDS
29841	1021433136		STAR ENTERPRISES	211 CAREY DR	**	NORTH AUGUSTA	SC	EDR Historical Auto Stations
29841	1020653770		LYNNS FOOD STORES INC	211 CAREY DRIVE	**	BELVEDERE	SC	EDR Historical Auto Stations
29841	1008009128	110002178330	BODIES MHP	454 CAROLINA SPRING RD		N AUGUSTA	SC	FINDS
29841	U004018159	176	MANIS MART	211 CARY DR		BEECH ISLAND	SC	LUST, UST
29841	1021313437		HOWARDS AUTO SVC	505 CASA LINDA DR	**	NORTH AUGUSTA	SC	EDR Historical Auto Stations
29841	1020175266		ROBINSON AUTO SERVICE	CELESTA AV	**	NORTH AUGUSTA	SC	EDR Historical Auto Stations
29841	1015309295			203 CELESTE AVE		NORTH AUGUSTA	SC	EDR Historical Auto Stations
29841	1021737975		ROBINSON AUTO SERVICE INC	203 CELESTE AVE	**	BELVEDERE	SC	EDR Historical Auto Stations
29841	1022181776		S AND J AUTO CARE	172 CHALET NORTH CT	**	NORTH AUGUSTA	SC	EDR Historical Auto Stations
29841	S116230192			217 CIRCLE VIEW ST NORTH		AUGUSTA	SC	CDL
29841	S116230342			61 CLAY PIT RD		NORTH AUGUSTA	SC	CDL
29841	1005532498	110010954538	CITY OF NORTH AUGUSTA/CLAY PIT	67 CLAY PIT RD		NORTH AUGUSTA	SC	ICIS, FINDS
29841	S117884512			101 CLAYPIT RD	**	NORTH AUGUSTA	SC	CDL
29841	1020848960		WILLIAMS AUTOMOTIVE	1001 CLEARWATER RD	**	BEECH ISLAND	SC	EDR Historical Auto Stations
29841	1021833415		PRINCE AMERICAN SERVICE STN	501 CLEARWATER	**	BELVEDERE	SC	EDR Historical Auto Stations
29841	1021831650		PRINCE AMERICAN SERVICE STN	501 CLEARWATER RD	**	BELVEDERE	SC	EDR Historical Auto Stations
29841	1021760693		BELVEDERE ATLANTIC SERVICE STN	501 CLEARWATER RD	**	BELVEDERE	SC	EDR Historical Auto Stations
29841	1021181617		PRINCES AMOCO	501 CLEARWATER RD	**	NORTH AUGUSTA	SC	EDR Historical Auto Stations
29841	1019988030		FIFTY MINUTE CLEANERS INC	502 CLEARWATER RD	**	BELVEDERE	SC	EDR Historical Cleaners
29841	1019988031		FIFTY MINUTE CLEANERS	502 CLEARWATER RD	**	BELVEDERE	SC	EDR Historical Cleaners
29841	1018468614		BELVEDERE 50 MINUTE CLEANERS	502 CLEARWATER RD	**	NORTH AUGUSTA	SC	EDR Historical Cleaners
29841	S105621437		BELVEDERE CLEANERS	502 CLEARWATER RD		BELVEDERE	SC	DRYCLEANERS, SHWS

EDR ZIP Code Scan Report

ZIP	EDR-ID	Facility ID	Name	Address	Map/Dir/Dist	City	State	Databases
29841	1019988032		FIFTY MINUTE CLEANERS	502 CLEARWATER ROAD	**	BELVEDERE	SC	EDR Historical Cleaners
29841	1018721671		BELVEDERE 50 MINUTE CLEANERS	502 CLEARWATER ROAD	**	NORTH AUGUSTA	SC	EDR Historical Cleaners
29841	1019937540		BELVEDERE CLEANERS	521 CLEARWATER RD	**	BELVEDERE	SC	EDR Historical Cleaners
29841	1018686179		ROBERTS CLEANERS	521 CLEARWATER RD	**	BELVEDERE	SC	EDR Historical Cleaners
29841	1007243654	110017154318	CHANG WON YI	527 CLEARWATER RD	**	N AUGUSTA	SC	FINDS
29841	1021973265		WILLIAMS AUTOMOTIVE	899 CLEARWATER RD	**	BEECH ISLAND	SC	EDR Historical Auto Stations
29841	1007242524	110017142509	TRENTON LAKE OWNERS ASSOC	1818 COURTNEY DR		NORTH AUGUSTA	SC	FINDS
29841	1020866396		LYNNHURST BAIT & TACKLE	120 CRESTVIEW DR	**	NORTH AUGUSTA	SC	EDR Historical Auto Stations
29841	1020401684		FINELY TUNED AUTOMOTIVE LLC	61 CRYSTAL LAKE DR	**	NORTH AUGUSTA	SC	EDR Historical Auto Stations
29841	S113669025			100 CUMBERLAND DRIVE NORTH		AUGUSTA	SC	CDL
29841	1021469582		RACO OF SOUTH CAROLINA INC	1918 CURTIS DRIVE	**	NORTH AUGUSTA	SC	EDR Historical Auto Stations
29841	S117667514		BEECH ISLAND DRUM SITE	302 DICKS DR	**	NORTH AUGUSTA	SC	SHWS
29841	2013049276			1100 DITTEMAN CT.	**	NORTH AUGUSTA	SC	ERNS
29841	1016123748	110017203042	UCB CHEMICALS CORPORATION BIOPRO	1024 DITTMAN COURT		N AUGUSTA	SC	FINDS
29841	96348953			1100 DITTMAN CORP	**	NORTH AGUSTA	SC	ERNS
29841	1007280344		HALOCARBON PRODUCTS INC.	1100 DITTMAN COURT		N. AUGUSTA	GA	FTTS
29841	1007280343		HALOCARBON PRODUCTS INC.	1100 DITTMAN COURT		N AUGUSTA	GA	FTTS
29841	1014199235		HALOCARBON PRODUCTS	1100 DITTMAN COURT	**	NORTH AUGUSTA	SC	TSCA
29841	1016949618		HALOCARBON PRODUCTS CORPORATIO	1100 DITTMAN COURT	**	NORTH AUGUSTA	SC	TSCA
29841	92140936			1100 DITTMAN CT	**	N. AUGUSTA	SC	ERNS
29841	94248960			1100 DITTMAN CT	**	NORTH AUGUSTA	SC	ERNS
29841	S110824226		HALOCARBON	1100 DITTMAN CT		NORTH AUGUSTA	SC	VCP, SHWS
29841	1005929042		HALOCARBON PROD CORP	1100 DITTMAN CT		NORTH AUGUSTA	SC	TSCA
29841	1000327779	29841HLCRBNO	HALOCARBON PRODUCTS CORP	1100 DITTMAN CT		NORTH AUGUSTA	SC	TRIS
29841	1005929043		HALOCARBON PROD CORP	120 DITTMAN CT	**	NORTH AUGUSTA	SC	TSCA
29841	1004593093	110007025263	ITHACA INDUSTRIES-CLOSED	DITTMAN CRT (S2-1753)		NORTH AUGUSTA	SC	FINDS
29841	1021018329		EDS AUTO CTR	115 DUNDEE DR	**	BEECH ISLAND	SC	EDR Historical Auto Stations
29841	1021708040		CONOCOPHILLIPS COMPANY	I-20 E MARTINTOWN RD	**	NORTH AUGUSTA	SC	EDR Historical Auto Stations
29841	1015117894			100 EDGEFIELD RD		NORTH AUGUSTA	SC	EDR Historical Auto Stations
29841	1020546372		SMILE GAS NO 5 INC	100 EDGEFIELD RD	**	NORTH AUGUSTA	SC	EDR Historical Auto Stations
29841	1016017324	110045990335	CVS PHARMACY 5575	101 EDGEFIELD RD		NORTH AUGUSTA	SC	FINDS
29841	1007232624	110017039300	PUMP N SHOP	1014 EDGEFIELD RD		N AUGUSTA	SC	FINDS
29841	1021651434		SWEETWATER GULF INC	1015 EDGEFIELD RD	**	NORTH AUGUSTA	SC	EDR Historical Auto Stations
29841	U004018496	232	SOUTHEASTERN FREIGHT LINES	1040 EDGEFIELD RD		NORTH AUGUSTA	SC	LUST, UST
29841	1004780180	110002257520	SOUTHEASTERN FREIGHT LINES	1040 EDGEFIELD ROAD		NORTH AUGUSTA	SC	RCRA-CESQG, FINDS
29841	1021030521		CIRCLE K STORES INC	107 EDGEFIELD RD	**	NORTH AUGUSTA	SC	EDR Historical Auto Stations
29841	1007240806	110017124583	MCELMURRAY W H	1075 EDGEFIELD RD		NORTH AUGUSTA	SC	FINDS
29841	S118177464		R & J DIESEL TRUCK WASH	1175 EDGEFIELD RD		NORTH AUGUSTA	SC	NPDES
29841	1000169275	SCD981759152	DUTCH BOY LINES INC	1182 EDGEFIELD RD		NO AUGUSTA	SC	RCRA-NonGen
29841	U002323391	15852	DUTCHBOY MOTOR COACH	1182 EDGEFIELD RD		NORTH AUGUSTA	SC	LUST, UST
29841	U003632089	10549	EAGLE TRANSPORT CORPORATION	1448 EDGEFIELD RD		N AUGUSTA	SC	LUST, UST
29841	1005790422	110002234172	PIONEER CLEARING	1514 EDGEFIELD RD		NORTH AUGUSTA	SC	FINDS
29841	1007233532	110017048620	J&L COUNTRY MARKET	1625 EDGEFIELD RD HWY 25		NORTH AUGUSTA	SC	FINDS
29841	1018783220		SUNDANCE CLEANERS	217 EDGEFIELD RD	**	NORTH AUGUSTA	SC	EDR Historical Cleaners
29841	1000184854	SCD987567112	SUNDANCE CLEANERS	217-A EDGEFIELD RD		NORTH AUGUSTA	SC	RCRA-NonGen
29841	1016203505	110004940654	SUNDANCE CLEANERS	217-A EDGEFIELD RD		NORTH AUGUSTA	SC	FINDS
29841	S105621337		FMR CARLYN SERVICES	217-A EDGEFIELD RD		NORTH AUGUSTA	SC	DRYCLEANERS, SHWS
29841	1015340649			226 EDGEFIELD RD		NORTH AUGUSTA	SC	EDR Historical Auto Stations
29841	1021018322		MARKS AUTOMOTIVE	226 EDGEFIELD RD	**	NORTH AUGUSTA	SC	EDR Historical Auto Stations
29841	1020461720		CECILS UNION SERVICE STATION	228 EDGEFIELD RD	**	BELVEDERE	SC	EDR Historical Auto Stations
29841	1015348934			234 EDGEFIELD RD		NORTH AUGUSTA	SC	EDR Historical Auto Stations
29841	1020548578		BLAIR AUTOMOTIVE	234 EDGEFIELD RD	**	NORTH AUGUSTA	SC	EDR Historical Auto Stations
29841	1007256924	110017298609	ROBERT L GORDON DMD	236 EDGEFIELD RD		NORTH AUGUSTA	SC	FINDS
29841	1007257603	110017305771	NORTH AUGUSTA FAMILY DENTISTRY	236 EDGEFIELD RD		NORTH AUGUSTA	SC	FINDS
29841	1007226089	110016972169	DEGRAAF CHIROPRACTIC CLINIC-EDGEF	244 EDGEFIELD RD		NORTH AUGUSTA	SC	FINDS
29841	1007259809	110017328845	QUALITY PLANNING	248 EDGEFIELD RD		NORTH AUGUSTA	SC	FINDS

EDR ZIP Code Scan Report

ZIP	EDR-ID	Facility ID	Name	Address	Map/Dir/Dist	City	State	Databases
29841	1015428083			328 EDGEFIELD RD		NORTH AUGUSTA	SC	EDR Historical Auto Stations
29841	1020919148		BELVEDERE EXXON	328 EDGEFIELD RD	**	BELVEDERE	SC	EDR Historical Auto Stations
29841	1020227287		YOUNGS ESSO SERVICE	330 EDGEFIELD RD	**	BELVEDERE	SC	EDR Historical Auto Stations
29841	1020806419		BELVEDERE MOBILE SERVICE CTR	340 EDGEFIELD RD	**	BELVEDERE	SC	EDR Historical Auto Stations
29841	1015440180			346 EDGEFIELD RD		NORTH AUGUSTA	SC	EDR Historical Auto Stations
29841	1020202055		BILLYS BP SVC	346 EDGEFIELD RD	**	NORTH AUGUSTA	SC	EDR Historical Auto Stations
29841	1020864915		RYBERG ENTERPRISES	349 EDGEFIELD RD	**	BELVEDERE	SC	EDR Historical Auto Stations
29841	1004780416	110004940949	DEPOT FOOD STORE 102	349 EDGEFIELD ROAD		BELVEDERE	SC	RCRA-NonGen, FINDS
29841	1014629633		SOUTH CAROLINA ELECTRIC & GAS COM	402 EDGEFIELD RD		NORTH AUGUSTA	SC	PCB TRANSFORMER
29841	1014623684		SOUTH CAROLINA ELECTRIC & GAS COM	402 EDGEFIELD RD		NORTH AUGUSTA	SC	PCB TRANSFORMER
29841	1014623673		SOUTH CAROLINA ELECTRIC & GAS COM	421 EDGEFIELD RD		NORTH AUGUSTA	SC	PCB TRANSFORMER
29841	1014629635		SOUTH CAROLINA ELECTRIC & GAS COM	421 EDGEFIELD RD		NORTH AUGUSTA	SC	PCB TRANSFORMER
29841	1018440619		DURACLEAN SYSTEMS INC	424 EDGEFIELD RD	**	NORTH AUGUSTA	SC	EDR Historical Cleaners
29841	1022057803		STROM M E	427 EDGEFIELD RD	**	BELVEDERE	SC	EDR Historical Auto Stations
29841	1015498878			443 EDGEFIELD RD		NORTH AUGUSTA	SC	EDR Historical Auto Stations
29841	1020684356		COLEMAN AUTO REPAIR	443 EDGEFIELD RD	**	BEECH ISLAND	SC	EDR Historical Auto Stations
29841	1015501695			450 EDGEFIELD RD		NORTH AUGUSTA	SC	EDR Historical Auto Stations
29841	1021047449		A-1 MUFFLER	450 EDGEFIELD ROAD	**	BELVEDERE	SC	EDR Historical Auto Stations
29841	1015532974			513 EDGEFIELD RD		NORTH AUGUSTA	SC	EDR Historical Auto Stations
29841	S118176717		BELVEDERE CAR WASH	522 EDGEFIELD RD		BELVEDERE	SC	NPDES
29841	1007833727	110019977168	RAIFORD CHILDRESS LP	528 EDGEFIELD RD		BELVEDERE	SC	FINDS
29841	1018902676		STEAM PRO	528 EDGEFIELD RD STE B2	**	NORTH AUGUSTA	SC	EDR Historical Cleaners
29841	1015543480			533 EDGEFIELD RD		NORTH AUGUSTA	SC	EDR Historical Auto Stations
29841	1021651463		M AUTO & ASSOC	533 EDGEFIELD RD	**	BEECH ISLAND	SC	EDR Historical Auto Stations
29841	1015550594			551 EDGEFIELD RD		NORTH AUGUSTA	SC	EDR Historical Auto Stations
29841	1021931810		MOTES AUTOMOTIVE REPAIR	551 EDGEFIELD RD	**	NORTH AUGUSTA	SC	EDR Historical Auto Stations
29841	1020457635		LYNNS FOOD STORES INC	554 EDGEFIELD ROAD	**	BELVEDERE	SC	EDR Historical Auto Stations
29841	1007245300	110017171503	FOUR SEASONS FOOD & FUEL STORE 10	600 EDGEFIELD RD		BELVEDERE	SC	FINDS
29841	U004017520	139	SUPER FOODS	600 EDGEFIELD RD		BELVEDERE	SC	LUST, UST
29841	1015568671			601 EDGEFIELD RD		NORTH AUGUSTA	SC	EDR Historical Auto Stations
29841	1016118782	110002257888	MANLY AUTO COLLISION INCORPORATEI	601 EDGEFIELD RD		BELVEDERE	SC	FINDS
29841	1004780272	SCD982126617	MANLY AUTO COLLISION INC	601 EDGEFIELD ROAD		BELVEDERE	SC	RCRA-CESQG
29841	1022243172		CHAMPION SERVICE STATION	605 EDGEFIELD RD	**	NORTH AUGUSTA	SC	EDR Historical Auto Stations
29841	1020286684		FISHBURNES GLASS SPECIALTIES	611 EDGEFIELD RD	**	NORTH AUGUSTA	SC	EDR Historical Auto Stations
29841	1021440375		SUNLIGHT FOODS	616 EDGEFIELD RD	**	BELVEDERE	SC	EDR Historical Auto Stations
29841	1021851536		REDS AUTO INC	641 EDGEFIELD RD	**	NORTH AUGUSTA	SC	EDR Historical Auto Stations
29841	1020344243		CAROLINA SELECT AUTO	650 EDGEFIELD RD	**	NORTH AUGUSTA	SC	EDR Historical Auto Stations
29841	1015593005			659 EDGEFIELD RD		NORTH AUGUSTA	SC	EDR Historical Auto Stations
29841	1021508293		BELVEDERE AUTO ELECTRIC	659 1/2 EDGEFIELD RD	**	BELVEDERE	SC	EDR Historical Auto Stations
29841	1020510197		NELSON EQUIPMENT CO	838 EDGEFIELD ROAD	**	BELVEDERE	SC	EDR Historical Auto Stations
29841	1020394687		KAYO OIL CO	847 EDGEFIELD RD	**	BELVEDERE	SC	EDR Historical Auto Stations
29841	U004019196	63	H O W TRUCKING INC	847 EDGEFIELD RD		BELVEDERE	SC	LUST, UST
29841	1018541323		DURACLEAN SYSTEMS INC	847A EDGEFIELD RD A	**	NORTH AUGUSTA	SC	EDR Historical Cleaners

EDR ZIP Code Scan Report

ZIP	EDR-ID	Facility ID	Name	Address	Map/Dir/Dist	City	State	Databases
29841	1021313422		BELVEDERE PAINT & BODY	867 EDGEFIELD RD	**	NORTH AUGUSTA	SC	EDR Historical Auto Stations
29841	1007235519	110017069429	BUILDERS FIRSTSOURCE	871 EDGEFIELD RD		N AUGUSTA	SC	FINDS
29841	1021319208		INTERSTATE TRUCK STOPS INC	880 EDGEFIELD ROAD	**	BELVEDERE	SC	EDR Historical Auto Stations
29841	1021510466		SHELL TRUCK STOP	888 EDGEFIELD RD	**	BELVEDERE	SC	EDR Historical Auto Stations
29841	1021902442		SHELL TRUCK STOP	888 EDGEFIELD RD HWY #25	**	BELVEDERE	SC	EDR Historical Auto Stations
29841	1021586001		SHELL TRUCK STOP	888 EDGEFIELD RD HWY #25	**	BELVEDERE	SC	EDR Historical Auto Stations
29841	1021256076		BELVEDERE TRUCK & AUTO ACCES	900 EDGEFIELD RD	**	NORTH AUGUSTA	SC	EDR Historical Auto Stations
29841	1021672554		COUNTRY CONVENIENCE INC	901 EDGEFIELD RD	**	NORTH AUGUSTA	SC	EDR Historical Auto Stations
29841	1020394600		BELVEDERE PAINT & BODY	902 EDGEFIELD RD	**	NORTH AUGUSTA	SC	EDR Historical Auto Stations
29841	1020460269		COUNTRY CONVENIENCE INC	903 EDGEFIELD RD	**	NORTH AUGUSTA	SC	EDR Historical Auto Stations
29841	1016119403	110002257735	DEPOT FOOD STORE 118	937 EDGEFIELD RD		NORTH AUGUSTA	SC	FINDS
29841	1020489220		REI INC	937 EDGEFIELD RD	**	NORTH AUGUSTA	SC	EDR Historical Auto Stations
29841	U003665513	11407	CIRCLE K 2723256	937 EDGEFIELD RD		N AUGUSTA	SC	LUST, UST
29841	1004780426	SCD987574480	DEPOT	937 EDGEFIELD ROAD		N AUGUSTA	SC	RCRA-NonGen
29841	1021029140		SPEEDWAY SUPERAMERICA LLC	938 EDGEFIELD RD	**	NORTH AUGUSTA	SC	EDR Historical Auto Stations
29841	U004017124	113	CAROLINA FOOD & GAS	938 EDGEFIELD RD		NORTH AUGUSTA	SC	LUST, UST
29841	1021671022		ADDIE BILLIE Z	EDGEFIELD HWY	**	NORTH AUGUSTA	SC	EDR Historical Auto Stations
29841	1021904882		HALLS PURE OIL SERVICE STATION	EDGEFIELD RD	**	BELVEDERE	SC	EDR Historical Auto Stations
29841	1020831382		HALLS PURE OIL SERVICE STATION	EDGEFIELD RD	**	BELVEDERE	SC	EDR Historical Auto Stations
29841	U004124162		PINE REST CAMP & FILLING STATION	EDGEFIELD RD & ASCAUGA LAKN AUGUS			SC	LUST, UST
29841	1021091352		BILLYS GULF SERVICE	346 EDGEFIRLD RD	**	BELVEDERE	SC	EDR Historical Auto Stations
29841	1000174287	110002199497	DRYCLEAN EXPRESS	101 EDGEWOOD DR		NORTH AUGUSTA	SC	RCRA-NonGen, FINDS
29841	1019917338		4U DRY CLEANERS	101 EDGEWOOD DR STE 21	**	BEECH ISLAND	SC	EDR Historical Cleaners
29841	1018434390		DRYCLEAN EXPRESS	101 EDGEWOOD SQ	**	NORTH AUGUSTA	SC	EDR Historical Cleaners
29841	1015163088			113 EDGEWOOD DR		NORTH AUGUSTA	SC	EDR Historical Auto Stations
29841	1015163089			113 EDGEWOOD SQ		NORTH AUGUSTA	SC	EDR Historical Auto Stations
29841	1021242735		TEMPLES A CRAIG	113 EDGEWOOD SQ	**	NORTH AUGUSTA	SC	EDR Historical Auto Stations
29841	1005418376	110012260702	WALMART STORE 1270	179 EDGEWOOD DR		NORTH AUGUSTA	SC	RCRA-NonGen, FINDS
29841	1021320476		PAULS AUTO PARTS	3202 EDGEWOOD DR	**	NORTH AUGUSTA	SC	EDR Historical Auto Stations
29841	1015673451			915 FAIRWOOD AVE		NORTH AUGUSTA	SC	EDR Historical Auto Stations
29841	1020144556		RIDGE AUTO	15 FARRINGTON WAY	**	NORTH AUGUSTA	SC	EDR Historical Auto Stations
29841	1008009614	110002229892	CELLUS MOBILE HOME PARK	438 FIVE N RD@I 20	**	N AUGUSTA	SC	FINDS
29841	1008009094	110002177965	WALDEN MOBILE HOME PARK	438 FIVE NOTCH RD @I 20		N AUGUSTA	SC	FINDS
29841	1020989396		JACKIES AUTO SERVICE	940 W FIVE NOTCH RD	**	NORTH AUGUSTA	SC	EDR Historical Auto Stations
29841	1007233578	110017049086	AMOCO OIL CO	FIVE NOTCH RD & ST RD 34	**	N AUGUSTA	SC	FINDS
29841	S118176169		AMOCO OIL/NORTH AUGUSTA TERM	FIVE NOTCH RD & ST RD 34	**	NORTH AUGUSTA	SC	NPDES
29841	1007242523	110017142493	LAKE HUNTINGTON INC	13 FLINTLOCK DR		N AUGUSTA	SC	FINDS
29841	2006786492			408 WEST FOREST AVE.		NORTH AUGUSTA	SC	ERNS
29841	2001579181			112 EAST FORREST AVE		NORTH AUGUSTA	SC	ERNS
29841	96346572			180 FREELAND DR	**	NORTH AGUSTA	SC	ERNS
29841	U004018500	235	OVERNITE TRANSPORTATION CO	FRONTAL RD US 25 & I-20	**	BELVEDERE	SC	LUST, UST
29841	1007244505	110017163200	OVERNITE TRANSPORTATION CO	FRONTAL RD US 25 & I-20	**	BELVEDERE	SC	FINDS
29841	1007828496	110019924821	HAMMOND S FERRY COMPANY LLC	100 GEORGIA AVE		N AUGUSTA	SC	FINDS
29841	1018685845		ANDERSON SAM	1015 GEORGIA AVE	**	NORTH AUGUSTA	SC	EDR Historical Cleaners
29841	1007256297	110017292222	WBBQ	1305 GEORGIA AVE		N AUGUSTA	SC	FINDS
29841	1014629597		SOUTH CAROLINA ELECTRIC & GAS COM	1305 GEORGIA AVE		NORTH AUGUSTA	SC	PCB TRANSFORMER
29841	1014623777		SOUTH CAROLINA ELECTRIC & GAS COM	1305 GEORGIA AVE		NORTH AUGUSTA	SC	PCB TRANSFORMER
29841	1012218654	110040508135	POSEY FUNERAL DIRECTORS	1307 GEORGIA AVE		NORTH AUGUSTA	SC	FINDS
29841	1005490693	110001674108	POTEET FUNERAL HOME	1400 GEORGIA AVENUE		NORTH AUGUSTA	SC	FINDS

EDR ZIP Code Scan Report

ZIP	EDR-ID	Facility ID	Name	Address	Map/Dir/Dist	City	State	Databases
29841	1021803395		GREENWAY GROCERY	1601 GEORGIA AVE	**	NORTH AUGUSTA	SC	EDR Historical Auto Stations
29841	1015256944			1622 GEORGIA AVE		NORTH AUGUSTA	SC	EDR Historical Auto Stations
29841	1021142185		SPENCER LARRY	1622 GEORGIA AVE	**	NORTH AUGUSTA	SC	EDR Historical Auto Stations
29841	1021429011		JONES AUTO SERVICE & PARTS	1624 GEORGIA AVE	**	NORTH AUGUSTA	SC	EDR Historical Auto Stations
29841	1019947395		CALLAWAYS GROCERY	1633 GEORGIA AVE	**	NORTH AUGUSTA	SC	EDR Historical Cleaners
29841	1007259262	110017323163	CARTER ORTHODONTICS	1743-A GEORGIA AVE		NORTH AUGUSTA	SC	FINDS
29841	1015006491			1801 GEORGIA AVE		NORTH AUGUSTA	SC	EDR Historical Cleaners
29841	1007257665	110017306413	NORTH AUGUSTA ANIMAL HOSPITAL	1801 GEORGIA AVE		NORTH AUGUSTA	SC	FINDS
29841	1015279259			1806 GEORGIA AVE		NORTH AUGUSTA	SC	EDR Historical Auto Stations
29841	1020710863		MORINS AUTOMOTIVE	1806 GEORGIA AVE	**	BEECH ISLAND	SC	EDR Historical Auto Stations
29841	1015007550			1826 GEORGIA AVE		NORTH AUGUSTA	SC	EDR Historical Cleaners
29841	1018508460		CAROLINA PER MAE KLEN DRY CLRS	1826 GEORGIA AVENUE	**	NORTH AUGUSTA	SC	EDR Historical Cleaners
29841	1020258201		BODIE SAM G	1841 GEORGIA AVE	**	NORTH AUGUSTA	SC	EDR Historical Auto Stations
29841	1021022723		BYRD OIL CO*	1849 GEORGIA	**	NORTH AUGUSTA	SC	EDR Historical Auto Stations
29841	1004780548	SCD987582483	BP OIL-SITE #48786	1849 GEORGIA AVENUE & HWY 25		N AUGUSTA	SC	RCRA-NonGen
29841	1015340658			226 GEORGIA AVE		NORTH AUGUSTA	SC	EDR Historical Auto Stations
29841	1020287843		RICHARDSONS TEXACO SERVICE	226 GEORGIA AVE	**	NORTH AUGUSTA	SC	EDR Historical Auto Stations
29841	1015427186			326 GEORGIA AVE		NORTH AUGUSTA	SC	EDR Historical Auto Stations
29841	U004018300	185	CARPENTER EXXON	326 GEORGIA AVE		NORTH AUGUSTA	SC	LUST, UST
29841	1020457527		CARPENTER EXXON SERVICE	326 GEORGIA AVE	**	NORTH AUGUSTA	SC	EDR Historical Auto Stations
29841	1007230027	110017012533	CARPENTER EXXON	326 GEORGIA AVE		NORTH AUGUSTA	SC	FINDS
29841	1020113248		VANWOOD CLEANERS	332-334 GEORGIA AVE	**	NORTH AUGUSTA	SC	EDR Historical Cleaners
29841	1018582216		VANWOOD CLEANERS	334 GEORGIA AVE	**	NORTH AUGUSTA	SC	EDR Historical Cleaners
29841	1021614484		DURHAM WILLIAM T	336 GEORGIA AVE	**	NORTH AUGUSTA	SC	EDR Historical Auto Stations
29841	1015472951			403 GEORGIA AVE		NORTH AUGUSTA	SC	EDR Historical Auto Stations
29841	1020864954		GREGS GAS PLUS	403 GEORGIA AVE	**	NORTH AUGUSTA	SC	EDR Historical Auto Stations
29841	1015479556			411 GEORGIA AVE		NORTH AUGUSTA	SC	EDR Historical Auto Stations
29841	1020955645		RAIFORD JOHN CO	411 GEORGIA AVE	**	NORTH AUGUSTA	SC	EDR Historical Auto Stations
29841	1007243781	110017155629	KENRICKS CONVENIENCE INC	411 GEORGIA AVE		N AUGUSTA	SC	FINDS
29841	1015058206			417 GEORGIA AVE		NORTH AUGUSTA	SC	EDR Historical Cleaners
29841	1018756175		FORCE CLEANERS INC	417 GEORGIA AVE	**	NORTH AUGUSTA	SC	EDR Historical Cleaners
29841	S105621355		ONE HOUR CLEANERIZING FMR FORCE C	417 GEORGIA AVE	108, NNE, 1/2 - 1	NORTH AUGUSTA	SC	DRYCLEANERS, SHWS
29841	1020489620		PAULS AUTO SERVICE	420 GEORGIA AVE	**	NORTH AUGUSTA	SC	EDR Historical Auto Stations
29841	1015491086			429 GEORGIA AVE		NORTH AUGUSTA	SC	EDR Historical Auto Stations
29841	1020457553		DAVIDSONS AUTO CLINC	429 GEORGIA AVENUE	**	NORTH AUGUSTA	SC	EDR Historical Auto Stations
29841	1020318999		COOPERS 66 SERVICE STATION	502 GEORGIA AVE	**	NORTH AUGUSTA	SC	EDR Historical Auto Stations
29841	1007228358	110016995420	BRANTLEY CHIROPRACTIC	503 GEORGIA AVE		NORTH AUGUSTA	SC	FINDS
29841	1015069285			506 GEORGIA AVE		NORTH AUGUSTA	SC	EDR Historical Cleaners
29841	1018463865		MAJOR CARPET CLG PROFESSIONALS	506 GEORGIA AVE STE 143	**	NORTH AUGUSTA	SC	EDR Historical Cleaners
29841	S107030139		523 GEORGIA AVENUE	523 GEORGIA AVE	114, NNE, 1/2 - 1	NORTH AUGUSTA	SC	SHWS
29841	1020008206		IDEAL CLEANERS AND LAUNDRY	523 GEORGIA AVE	**	NORTH AUGUSTA	SC	EDR Historical Cleaners
29841	1021952967		RACO OF SC PARTNERSHIP	524 GEORGIA AVE	**	NORTH AUGUSTA	SC	EDR Historical Auto Stations
29841	1010160986	110030468296	LACEY REALTY	527 GEORGIA AVE		NORTH AUGUSTA	SC	FINDS
29841	1007834678	110019986684	LACEY DEVELOPMENT CO	527 GEORGIA AVE		NORTH AUGUSTA	SC	FINDS
29841	1020050606		NORTH AUGUSTA APPL ELC SUPPLY	527 GEORGIA AVE	**	NORTH AUGUSTA	SC	EDR Historical Cleaners
29841	1007830585	110019945737	LACEY CONSTRUCTION	527 GEORGIA AVE		N AUGUSTA	SC	FINDS
29841	1020004558		HIGHTOWERS NORTH AUGUSTA CLRS	611 GEORGIA AVE	**	NORTH AUGUSTA	SC	EDR Historical Cleaners
29841	1007241071	110017127358	THE IMAGING CENTER NORTH AUGUSTA	625 GEORGIA AVE		NORTH AUGUSTA	SC	FINDS
29841	1020826341		TURNERS AMOCO SERVICE STATION	638 GEORGIA AVE	**	NORTH AUGUSTA	SC	EDR Historical Auto

EDR ZIP Code Scan Report

ZIP	EDR-ID	Facility ID	Name	Address	Map/Dir/Dist	City	State	Databases
								Stations
29841	1021033466		CECO AUTOMOTIVE INC	801 GEORGIA AVE	**	NORTH AUGUSTA	SC	EDR Historical Auto Stations
29841	1014623868		AVONDALE MILLS, INC.	GRANITE PLANT, 148 MARSHALL ST.	**	GRANITEVILLE	SC	PCB TRANSFORMER
29841	1014628268		AVONDALE MILLS, INC.	GRANITE PLANT, 148 MARSHALL ST.	**	GRANITEVILLE	SC	PCB TRANSFORMER
29841	1022125890		LYNNS FOOD STORES INC	GREEN ROAD	**	BEECH ISLAND	SC	EDR Historical Auto Stations
29841	1014623869		AVONDALE MILLS, INC.	GREGG SPRING YARD, 168 MARSHALL ST	**	GRANITEVILLE	SC	PCB TRANSFORMER
29841	1014628269		AVONDALE MILLS, INC.	GREGG SPRING YARD, 168 MARSHALL ST	**	GRANITEVILLE	SC	PCB TRANSFORMER
29841	1014629609		SOUTH CAROLINA ELECTRIC & GAS COM	2001 GREGORY LAKE RD		NORTH AUGUSTA	SC	PCB TRANSFORMER
29841	1007232443	110017037473	NORTH AUGUSTA COUNTRY CLUB	2001 GREGORY LAKE RD		N AUGUSTA	SC	FINDS
29841	1014623718		SOUTH CAROLINA ELECTRIC & GAS COM	2001 GREGORY LAKE RD		NORTH AUGUSTA	SC	PCB TRANSFORMER
29841	1005816779	110006359029	BEECH ISLAND SAND & GRAVEL INCORP(	1022 GUM SWAMP ROAD	**	BEECH ISLAND	SC	FINDS
29841	1007115500	SCD980842769	TTX COMPANY SRD NORTH AUGUSTA	1 HAMBURG RD		NORTH AUGUSTA	SC	AIRS, RCRAInfo-SQG
29841	1000254260		TTX COMPANY/SRD NORTH AUGUSTA	1 HAMBURG RD		NORTH AUGUSTA	SC	
29841	1016121493	110000355543	TTX CO SRD NORTH AUGUSTA	1 HAMBURG ROAD		NORTH AUGUSTA	SC	ICIS, FINDS
29841	1005790148	110002238720	HAMBURG INDUSTRIES INC	HAMBURG IND # 1 HAMBURG RD		NORTH AUGUSTA	SC	FINDS
29841	1011832944		NORTH AUGUSTA WATER TREATMENT PI	130 HAMMOND'S FERRY ROAD		NORTH AUGUSTA	SC	RMP
29841	1007214656	110002229801	NORTH AUGUSTA CITY OF	130 HAMMONDS FERRY RD		NORTH AUGUSTA	SC	FINDS
29841	1011832945		NORTH AUGUSTA WATER TREATMENT PI	130 HAMMONDS FERRY RD.		NORTH AUGUSTA	SC	RMP
29841	1015594000			661 HAMPTON CIR		NORTH AUGUSTA	SC	EDR Historical Auto Stations
29841	1020968574		BILLYS AUTOMOTIVE	661 HAMPTON CIR	**	NORTH AUGUSTA	SC	EDR Historical Auto Stations
29841	1020574191		DAVES TRUCK SERVICE	106 HAWTHORNE ST	**	NORTH AUGUSTA	SC	EDR Historical Auto Stations
29841	1020653369		CHAMPION AUTOMOTIVE SVC CTR	328 A HEDGEFIELD N 803	**	NORTH AUGUSTA	SC	EDR Historical Auto Stations
29841	1014628270		AVONDALE MILLS, INC.	HICKMAN PLANT, 149 MARSHALL ST.	**	GRANITEVILLE	SC	PCB TRANSFORMER
29841	1014623871		AVONDALE MILLS, INC.	HICKMAN PLANT, 149 MARSHALL ST.	**	GRANITEVILLE	SC	PCB TRANSFORMER
29841	1007225612	110016967059	MICHAEL & PEGGIE RUBEN	210 HICKORY PL		NORTH AUGUSTA	SC	FINDS
29841	1007259109	110017321575	JOHDARL AND ASSOCIATES	305 HOLLY LN		N AUGUSTA	SC	FINDS
29841	1018315673		HORSE CREEK WASTEWATER TREATMEI	HORSE CREEK WASTEWATER TREATMEI	**	BEECH ISLAND	SC	
29841	S109515519		AIKEN COUNTY PUBLIC SERVICE AUTHOI	HORSE CREEK WASTEWATER TREATMEI		BEECH ISLAND	SC	AIRS
29841	S119008959		AIKEN PSA/HORSE CREEK WWTF	HORSE CREEK WASTEWATER TREATMEI	**	BEECH ISLAND	SC	NPDES
29841	1016680874	110007032120	HORSE CREEK WASTEWATER TREATMEI	HORSE CREEK WW TREATMENT FAC 7	**	BEECH ISLAND	SC	FINDS
29841	1014628271		AVONDALE MILLS, INC.	HUBBER WAREHOUSE, 198 MAIN ST.	**	GRANITEVILLE	SC	PCB TRANSFORMER
29841	1014623872		AVONDALE MILLS, INC.	HUBBER WAREHOUSE, 198 MAIN ST.	**	GRANITEVILLE	SC	PCB TRANSFORMER
29841	1021751459		ADDIE BILLIE Z	4001 US HWY 25	**	BELVEDERE	SC	EDR Historical Auto Stations
29841	1007115477	SCD980840193	HALOCARBON PRODUCTS CORPORATIOI	US HWY 1 AND REVCO DR		NORTH AUGUSTA	SC	AIRS, RCRAInfo-LQG
29841	2011004307		US HWY 25 AT I-520 ENTRANCE	US HWY 25 AT I-520 ENTRANCE	**	NORTH AUGUSTA	SC	HMIRS
29841	1010030901	110028192006	OIL SPILL (KENAN TRANSPORT, LLC)	INTERSECTION OF HWY 125 (ATOMIC RD)	**	BEECH ISLAND	SC	ICIS, FINDS
29841	1020144597		RED LION TEXACO	233 IRENE ST	**	NORTH AUGUSTA	SC	EDR Historical Auto Stations
29841	1018828074		CDA ENTERPRISES INC	205 JACKSON AVE	**	BEECH ISLAND	SC	EDR Historical Cleaners
29841	1015039640			309 JACKSON AVE		NORTH AUGUSTA	SC	EDR Historical Cleaners
29841	1015480520			412 JACKSON RD		NORTH AUGUSTA	SC	EDR Historical Auto Stations
29841	1018450709		RAINBOW INTL CARPET DYING & CL	822 JACKSON AVE	**	NORTH AUGUSTA	SC	EDR Historical Cleaners
29841	1021359373		MIDLAND VALLEY AUTO SERVICE	1030 JEFFERSON DAVIS HWY	**	NORTH AUGUSTA	SC	EDR Historical Auto Stations
29841	1005790119	110002239248	CLEARWATER GULF CAR WASH	1030 JEFFERSON DAVIS HWY		NORTH AUGUSTA	SC	FINDS
29841	1007224656	110016957186	WRIGHT PEST CONTROL	1034 JEFFERSON DAVIS HWY		NORTH AUGUSTA	SC	FINDS
29841	1001216114	SCR000003152	VIKING FREIGHT N AUGUSTA	1045 JEFFERSON DAVID HWY	**	N AUGUSTA	SC	RCRA-NonGen
29841	1007236998	110017084705	VIKING FREIGHT N AUGUSTA	1045 JEFFERSON DAVIS HWY		NORTH AUGUSTA	SC	FINDS
29841	1021643246		TRIANGLE PONTIAC GMC INC	136 JEFFERSON DAVIS HWY	**	NORTH AUGUSTA	SC	EDR Historical Auto Stations
29841	1018315708		AUGUSTA CONCRETE BLOCK COMPANY	315 JEFFERSON DAVIS HWY	**	NORTH AUGUSTA	SC	
29841	S108282313		AUGUSTA CONCRETE BLOCK	315 JEFFERSON DAVIS HWY		NORTH AUGUSTA	SC	AIRS
29841	1022003604		RACO OF SOUTH CAROLINA INC	340 JEFFERSON DAVIS HWY	**	NORTH AUGUSTA	SC	EDR Historical Auto Stations
29841	1020870749		BYRD OIL CO INC	359 JEFFERSON DAVIS HWY	**	NORTH AUGUSTA	SC	EDR Historical Auto Stations
29841	1015485557			420 JEFFERSON DAVIS HWY	**	NORTH AUGUSTA	SC	EDR Historical Auto Stations
29841	1016184822	110002185117	DONS COLLISION CENTER	420 JEFFERSON DAVIS HWY	**	NORTH AUGUSTA	SC	FINDS
29841	1020626144		CRAVEN DONNIE SR INC	420 JEFFERSON DAVIS HWY	**	NORTH AUGUSTA	SC	EDR Historical Auto Stations
29841	S118868566		4403 JEFFERSON DAVIS HWY	4403 JEFFERSON DAVIS HWY	**	CLEARWATER	SC	SHWS
29841	1020962732		MIDLAND VALLEY AUTO SERVICE	4556 JEFFERSON DAVIS HWY	**	NORTH AUGUSTA	SC	EDR Historical Auto

EDR ZIP Code Scan Report

ZIP	EDR-ID	Facility ID	Name	Address	Map/Dir/Dist	City	State	Databases
								Stations
29841	1016185276	110002257897	MIDLAND PAINT & BODY	5115 JEFFERSON DAVIS HWY	**	NORTH AUGUSTA	SC	FINDS
29841	1001493872	SC0000467522	MIDLAND PAINT & BODY	5115 JEFFERSON DAVIS HWY		N AUGUSTA	SC	RCRA-CESQG
29841	1007116050	SCD987592045	ANN TAYLORS USED CAR OUTLET	5512 JEFFERSON DAVIS HWY		N AUGUSTA	SC	RCRA-NonGen
29841	1000835387	110002257959	ANDY JONES MAZDA	5512 JEFFERSON DAVIS HWY		NORTH AUGUSTA	SC	FINDS
29841	1015564972			5950 JEFFERSON DAVIS HWY		NORTH AUGUSTA	SC	EDR Historical Auto Stations
29841	1004781064	SCR000007237	DONS COLLISION CENTER	5950 JEFFERSON DAVIS HWY		N AUGUSTA	SC	RCRA-CESQG
29841	1021314814		DONS TRUCK & TRAILER SALES	5950 JEFFERSON DAVIS HWY	**	BEECH ISLAND	SC	EDR Historical Auto Stations
29841	1021714436		ACACIA AUTOMOTIVE	5979 JEFFERSON DAVIS HWY	**	NORTH AUGUSTA	SC	EDR Historical Auto Stations
29841	1015570240			6020 JEFFERSON DAVIS HWY		NORTH AUGUSTA	SC	EDR Historical Auto Stations
29841	1015571438			6043 JEFFERSON DAVIS HWY		NORTH AUGUSTA	SC	EDR Historical Auto Stations
29841	1020452488		GAS PLUS 1	6043 JEFFERSON DAVIS HWY	**	NORTH AUGUSTA	SC	EDR Historical Auto Stations
29841	1007248231	110017201641	GREGS GAS PLUS 1	6043 JEFFERSON DAVIS HWY		NORTH AUGUSTA	SC	ICIS, FINDS
29841	1016274672	110008553476	AUGUSTA CONCRETE BLOCK	6269 JEFFERSON DAVIS HIGHWAY		NORTH AUGUSTA	SC	FINDS
29841	1015603055			698 JEFFERSON DAVIS HWY		NORTH AUGUSTA	SC	EDR Historical Auto Stations
29841	1018160388	SCR000781633	FAMILY DOLLAR 10390	132 KERR ST		BELVEDERE	SC	RCRA-NonGen
29841	1007244330	110017161319	WALDEN HALL SCHOOL	1896 KNOBCONE AVE		N AUGUSTA	SC	FINDS
29841	1004780200	110002199415	NORTH AUGUSTA HIGH SCHOOL	2000 KNOBCONE AVE		NORTH AUGUSTA	SC	RCRA-CESQG, FINDS
29841	1012109452	110038910961	WALMART SUPERCENTER 1270	1201 KNOX AVE		NORTH AUGUSTA	SC	FINDS
29841	1017488751		WALMART SUPERCENTER 1270	1201 KNOX AVE		NORTH AUGUSTA	SC	
29841	1012188311	SCR000770719	WALMART SUPERCENTER 1270	1201 KNOX AVE		NORTH AUGUSTA	SC	RCRAInfo-SQG
29841	1020941561		MURPHY OIL USA INC	1211 KNOX AVE	**	NORTH AUGUSTA	SC	EDR Historical Auto Stations
29841	1007233757	110017051161	MURPHY USA 6900	1211 KNOX AVE HWY 25 BYPASS		N AUGUSTA	SC	FINDS
29841	1020174531		TBC RETAIL GROUP INC	1283 KNOX AVE	**	NORTH AUGUSTA	SC	EDR Historical Auto Stations
29841	1007483468	110017613894	TIRE KINGDOM INC 282	1283 KNOX AVE		NORTH AUGUSTA	SC	FINDS
29841	1007265036	SCR000765487	TBC RETAIL GROUP INC D/B/A NTB TIRE &	1283 KNOX AVE		NORTH AUGUSTA	SC	RCRA-CESQG
29841	1017719254		KROGER #0640-011	1284 KNOX AVE		NORTH AUGUSTA	SC	
29841	U004124167		KROGER FUEL CTR 640	1284 KNOX AVE		N AUGUSTA	SC	LUST, UST
29841	1016678750	110059672545	KROGER #0640-011	1284 KNOX AVE		NORTH AUGUSTA	SC	RCRA-CESQG, FINDS
29841	1005678282	110002370522	BELLSOUTH:NORTH AUGUSTA	1702 KNOX AVENUE		NORTH AUGUSTA	SC	FINDS
29841	1015272459			1747 KNOX AVE		NORTH AUGUSTA	SC	EDR Historical Auto Stations
29841	1007256927	110017298636	JAMES D QUARLES DMD	1760 KNOX AVE		NORTH AUGUSTA	SC	FINDS
29841	1015005592			1768 KNOX AVE		NORTH AUGUSTA	SC	EDR Historical Cleaners
29841	1007240010	110017116137	MARTINTOWN ANIMAL HOSPITAL	1807 KNOX AVE		NORTH AUGUSTA	SC	FINDS
29841	1007837847	110020018381	THARPE INVESTMENT ENERPRISES	399 LAKE MURRAY DR		N AUGUSTA	SC	FINDS
29841	1007233057	110017043803	JOYCE FACTEAU & WAYNE BRANTLEY	704 LAKE SANTEE DR		N AUGUSTA	SC	FINDS
29841	1020632749		SMILE GAS INC	115 LAUREL LAKE DR	**	BELVEDERE	SC	EDR Historical Auto Stations
29841	1018304015		OIL SPILL - CIRCLE K STORE #5350	115 LAUREL LAKE DRIVE		NORTH AUGUSTA	SC	ICIS
29841	U004019530	82	CIRCLE K 2705350	115 LAUREL LAKES DR		N AUGUSTA	SC	LUST, SPILLS, UST
29841	1021319202		CHARTER TERMINAL CO	221 LAUREL LAKE DR	**	NORTH AUGUSTA	SC	EDR Historical Auto Stations
29841	1007115366	110000854344	KINDER MORGAN SE TERMINALS LLC	221 LAUREL LAKE DR		NORTH AUGUSTA	SC	AIRS, ICIS, RCRA-CESQG, FINDS
29841	1016154649		NORTH AUGUSTA #2	221 LAUREL LAKES DR		NORTH AUGUSTA	SC	
29841	1016157611		N AUGUSTA #2 TERMINAL	221 LAUREL LAKES DR		NORTH AUGUSTA	SC	
29841	1016154268		CHARTER TERMINAL CO INC	221 LAUREL LAKES DR		NORTH AUGUSTA	SC	
29841	S118176192		CHARTER-TRIAD TERMINALS LLC	221 LAUREL LAKES RD	**	NORTH AUGUSTA	SC	NPDES
29841	2010011896		229 LAUREL LAKE DRIVE	229 LAUREL LAKE DRIVE		NORTH AUGUSTA	SC	HMIRS
29841	1021567928		CHECKPOINT ENGINEERING	225 LEE ST	**	NORTH AUGUSTA	SC	EDR Historical Auto Stations
29841	1015265163			170 LIBERTY HILL RD		NORTH AUGUSTA	SC	EDR Historical Auto Stations
29841	1020955637		LIBERTY HILL AUTOMOTIVE	170 LIBERTY HILL RD	**	BEECH ISLAND	SC	EDR Historical Auto Stations
29841	1020169742		LIBERTY HILL AUTOMOTIVE	442 LIBERTY HILL RD	**	BEECH ISLAND	SC	EDR Historical Auto Stations
29841	1015504427			455 LIBERTY HILL RD		NORTH AUGUSTA	SC	EDR Historical Auto Stations
29841	1021711600		LIBERTY HILL AUTOMOTIVE	455A LIBERTY HILL RD	**	BEECH ISLAND	SC	EDR Historical Auto Stations

EDR ZIP Code Scan Report

ZIP	EDR-ID	Facility ID	Name	Address	Map/Dir/Dist	City	State	Databases
29841	1021749175		FRIENDLY GROCERY	652 LORRAINE DR	**	NORTH AUGUSTA	SC	EDR Historical Auto Stations
29841	1015086790			679 LORRAINE DR		NORTH AUGUSTA	SC	EDR Historical Cleaners
29841	1018581831		DD CARPET CLEANING	679 LORRAINE DR	**	BEECH ISLAND	SC	EDR Historical Cleaners
29841	1014623873		AVONDALE MILLS, INC.	MAINTENANCE DEPT., 132 MARSHALL ST	**	GRANITEVILLE	SC	PCB TRANSFORMER
29841	1014628272		AVONDALE MILLS, INC.	MAINTENANCE DEPT., 132 MARSHALL ST	**	GRANITEVILLE	SC	PCB TRANSFORMER
29841	1007255960	110017288727	NORTH AUGUSTA CHIROPRACTIC	404B E MAINTINTOWN RD		NORTH AUGUSTA	SC	FINDS
29841	1007235091	110017064950	PALMETTO PLACE HOA	3198 MAPLEWOOD DR		N AUGUSTA	SC	FINDS
29841	1020742566		BELLS AUTOMOTIVE	119 E MARION AVE	**	BEECH ISLAND	SC	EDR Historical Auto Stations
29841	1015175825			119 E MARION AVE		NORTH AUGUSTA	SC	EDR Historical Auto Stations
29841	2009912335			710 WEST MARTIN TOWN RD		NORTH AUGUSTA	SC	ERNS
29841	1007837644	110020016356	PENNYWORTH HOMES	1000 MARTINTOWN RD		N AUGUSTA	SC	FINDS
29841	1015164226			1132 W MARTINTOWN RD		NORTH AUGUSTA	SC	EDR Historical Auto Stations
29841	1015171650			1166 W MARTINTOWN RD		NORTH AUGUSTA	SC	EDR Historical Auto Stations
29841	1020749206		KINSEYS FOREIGN CAR SERVICE	1166 WEST MARTINTOWN RD	**	NORTH AUGUSTA	SC	EDR Historical Auto Stations
29841	1007834596	110019985863	CSRA PAIN MANAGEMENT	1168 W MARTINTOWN RD		N AUGUSTA	SC	FINDS
29841	1020658431		LESTER MICHAEL W	309 E MARTINTOWN RD	**	NORTH AUGUSTA	SC	EDR Historical Auto Stations
29841	1000370861	110002257496	SHERWIN WILLIAMS COMPANY	310 E MARTINTOWN RD		NORTH AUGUSTA	SC	FINDS, RCRAInfo-LQG
29841	1021148029		PLAZA ESSO SERVICENTER	310 E MARTINTOWN RD	**	NORTH AUGUSTA	SC	EDR Historical Auto Stations
29841	1021451213		PLAZA TEXACO SERVICE	315 E MARTINTOWN RD	**	NORTH AUGUSTA	SC	EDR Historical Auto Stations
29841	1018893226		SILVERSTEINS CLEANERS & LDRERS	362 E MARTINTOWN RD	**	NORTH AUGUSTA	SC	EDR Historical Cleaners
29841	1015049546			362 E MARTINTOWN RD		NORTH AUGUSTA	SC	EDR Historical Cleaners
29841	1020174555		BLANDENBERGS SERVICE STATION	400 E MARTINTOWN RD	**	NORTH AUGUSTA	SC	EDR Historical Auto Stations
29841	1015750332	SCR000776187	RITE AID #11671	401 MARTINTOWN ROAD STE 121		NORTH AUGUSTA	SC	RCRA-CESQG
29841	1016691658	110046540481	RITE AID #11671	401 MARTINTOWN ROAD STE 121		NORTH AUGUSTA	SC	FINDS
29841	1018937853		DRYCLEAN EXPRESS	401 W MARTINTOWN RD	**	NORTH AUGUSTA	SC	EDR Historical Cleaners
29841	1015055052			401 W MARTINTOWN RD		NORTH AUGUSTA	SC	EDR Historical Cleaners
29841	1001405312	SCD987588118	OLSON TIRE TOTAL CAR CARE 6064	404 E MARTINTOWN RD		N AUGUSTA	SC	RCRA-CESQG
29841	1016185007	110002199193	OLSON TIRE TOTAL CAR CARE 6064	404 E MARTINTOWN RD		NORTH AUGUSTA	SC	FINDS
29841	1015473961			404 E MARTINTOWN RD		NORTH AUGUSTA	SC	EDR Historical Auto Stations
29841	1020491433		HAMMOND HILL SERVICE STATION	410 MARTINTOWN RD	**	NORTH AUGUSTA	SC	EDR Historical Auto Stations
29841	1020805292		HAMMOND HILL 66 SERVICE	410 W MARTINTOWN RD	**	NORTH AUGUSTA	SC	EDR Historical Auto Stations
29841	1018834938		VOGUE CLEANERS INC	410 W MARTINTOWN RD	**	NORTH AUGUSTA	SC	EDR Historical Cleaners
29841	1015480636			412 E MARTINTOWN RD		NORTH AUGUSTA	SC	EDR Historical Auto Stations
29841	U004018187	17831	FORMER CAR QUEST	416 E MARTINTOWN RD		N AUGUSTA	SC	LUST, UST
29841	1007226361	110016974951	FORMER CAR QUEST	416 E MARTINTOWN RD		N AUGUSTA	SC	FINDS
29841	1021994325		PANTRY INC	421 W MARTINTOWN RD	**	NORTH AUGUSTA	SC	EDR Historical Auto Stations
29841	U004017805	155	CIRCLE K 2723249	421 W MARTINTOWN RD		NORTH AUGUSTA	SC	LUST, UST
29841	1016119401	110002257708	DEPOT FOOD STORE 109	421 W MARTINTOWN RD		NORTH AUGUSTA	SC	FINDS
29841	1004780420	SCD987574381	DEPOT	421 W MARTINTOWN ROAD		N. AUGUSTA	SC	RCRA-NonGen
29841	1020964145		MAXXON R & H INC	4231 W MARTINTOWN RD	**	NORTH AUGUSTA	SC	EDR Historical Auto Stations
29841	1021366554		WAYSIDE FOOD STORE	431 E MARTINTOWN RD	**	NORTH AUGUSTA	SC	EDR Historical Auto Stations
29841	1005439244		WATER COMFORT POOLS	431 E. MARTINTOWN ROAD		NORTH AUGUSTA	SC	SSTS
29841	1006289000	110011843675	WATER COMFORT POOLS	431 EAST MARTINTOWN RD.		NORTH AUGUSTA	SC	FINDS
29841	1021808656		WAYSIDE FOOD STORE	431 MARTINTOWN RD	**	NORTH AUGUSTA	SC	EDR Historical Auto Stations
29841	1007225756	110016968502	HAMMOND HILLS ANIMAL HOSPITAL	454 W MARTINTOWN RD		NORTH AUGUSTA	SC	FINDS
29841	U004019790	96	LYNN HURST 76	469 MARTINTOWN RD		N AUGUSTA	SC	LUST, UST
29841	1007233547	110017048773	LYNN HURST 76	469 MARTINTOWN RD		N AUGUSTA	SC	FINDS
29841	1020257861		WILLIAMS GULF	469 W MARTINTOWN RD	**	NORTH AUGUSTA	SC	EDR Historical Auto Stations
29841	1015509626			469 W MARTINTOWN RD		NORTH AUGUSTA	SC	EDR Historical Auto Stations
29841	1007226052	110016971785	CLARENCE I NORTON DDS	501 E MARTINTOWN RD		NORTH AUGUSTA	SC	FINDS
29841	1007240422	110017120541	GARY A WAUGH DMD	503 W MARTINTOWN		NORTH AUGUSTA	SC	FINDS

EDR ZIP Code Scan Report

ZIP	EDR-ID	Facility ID	Name	Address	Map/Dir/Dist	City	State	Databases
29841	1015540023			525 E MARTINTOWN RD		NORTH AUGUSTA	SC	EDR Historical Auto Stations
29841	1020344189		LUFRON INC	525 E MARTINTOWN ROAD	**	NORTH AUGUSTA	SC	EDR Historical Auto Stations
29841	1007245441	110017172977	NORTH AUGUSTA AMOCO DQ	525 MARTINTOWN RD		N AUGUSTA	SC	FINDS
29841	U003624059	14258	GREGS GAS PLUS 12	525 MARTINTOWN RD		N AUGUSTA	SC	LUST, UST
29841	1021690933		PLUNKETT JOSEPH DEAN	532 E MARTINTOWN RD	**	NORTH AUGUSTA	SC	EDR Historical Auto Stations
29841	1015569047			601 E MARTINTOWN RD		NORTH AUGUSTA	SC	EDR Historical Auto Stations
29841	1020746355		BILLYS GULF SERVICE	601 E MARTINTOWN ROAD	**	NORTH AUGUSTA	SC	EDR Historical Auto Stations
29841	1015570053			602 E MARTINTOWN RD		NORTH AUGUSTA	SC	EDR Historical Auto Stations
29841	1021051875		CRICKETTS SHELL SERVICE	602 E MARTINTOWN RD	**	NORTH AUGUSTA	SC	EDR Historical Auto Stations
29841	1018124239		FAMILY DOLLAR 174	603 EAST MARTINTOWN RD STE 5		N AUGUSTA	SC	
29841	1015613197			715 E MARTINTOWN RD		NORTH AUGUSTA	SC	EDR Historical Auto Stations
29841	U003522282	11833	HILLTOP	827 E MARTINTOWN RD		N AUGUSTA	SC	LUST, UST
29841	1007231483	110017027634	HILLTOP	827 E MARTINTOWN RD		N AUGUSTA	SC	FINDS
29841	1020567846		SMITTYS GARAGE & RECKER SVC	924 W MARTINTOWN RD	**	NORTH AUGUSTA	SC	EDR Historical Auto Stations
29841	1021759753		SMILE GAS INC	I20-W MARTINTOWN RD	**	NORTH AUGUSTA	SC	EDR Historical Auto Stations
29841	1007239720	110017113096	FRANKS GROCERY	MARTINTOWN RD	**	NORTH AUGUSTA	SC	FINDS
29841	1018295836		THE MARTIN GROUP	MARTINTOWN RD	**	NORTH AUGUSTA	SC	ICIS
29841	1005626925	110009811114	THE MARTIN GROUP	MARTINTOWN ROAD	**	NORTH AUGUSTA	SC	FINDS
29841	1015190105			1237 MELODY LN		NORTH AUGUSTA	SC	EDR Historical Auto Stations
29841	1020344955		FREDS AUTO REPAIR	1237 MELODY LN	**	BEECH ISLAND	SC	EDR Historical Auto Stations
29841	1007226054	110016971801	C A WILLIAMS DDS	401 METZ DR		NORTH AUGUSTA	SC	FINDS
29841	1021069316		AUTOMOTIVE REPAIR BY CARL COX	435 MORGAN AVE	**	NORTH AUGUSTA	SC	EDR Historical Auto Stations
29841	1007234993	110017063880	CAROLYN C BAGGOTT ETAL	1816 MOUNTAINSIDE DR		N. AUGUSTA	SC	FINDS
29841	U004254748		SCHMAUDER	1 MULBERRY LN	**	PEAK	SC	LUST, UST
29841	1007229078	110017002731	SCHMAUDER	1 MULBERRY LN		PEAK	SC	FINDS
29841	1015180556			1202 NOCTURNE LN		NORTH AUGUSTA	SC	EDR Historical Auto Stations
29841	1007224667	110016957293	HANCOCK MHP	214 NORTHSIDE DR		NORTH AUGUSTA	SC	FINDS
29841	1021848293		MILTON S TOTAL AUTOMOTIVE	1000 OLD AIKEN RD	**	NORTH AUGUSTA	SC	EDR Historical Auto Stations
29841	1021434242		INTERSTATE MOBILE TRUCK REPAIR	281 OLD SUDLOW LAKE RD	**	BEECH ISLAND	SC	EDR Historical Auto Stations
29841	1007832304	110019962922	SOUTHEAST LAND DEVELOPMENT CO	348 OLD SUBLOW LAKE RD		N AUGUSTA	SC	FINDS
29841	1020798699		SAV-A-TON INC	413 OLD EDGEFIELD	**	NORTH AUGUSTA	SC	EDR Historical Auto Stations
29841	1016185008	110002199228	SUNBELT FRONT WHEEL DRIVE	509 OLD EDGEFIELD RD		NORTH AUGUSTA	SC	FINDS
29841	1001125630	SCR000004218	SUNBELT FRONT WHEEL DR	509 OLD EDGEFIELD RD		N AUGUSTA	SC	RCRA-NonGen
29841	1020920539		DANNYS TOTAL PERFORMANCE	511 OLD EDGEFIELD RD	**	NORTH AUGUSTA	SC	EDR Historical Auto Stations
29841	1021930075		GREEN ACRE SERVICE STN	600 OLD EDGEFIELD	**	NORTH AUGUSTA	SC	EDR Historical Auto Stations
29841	1020746742		C & H AUTO ELECTRIC	659 1/1 OLD EDGEFIELD RD	**	BELVEDERE	SC	EDR Historical Auto Stations
29841	1021865521		JOES AUTO ELECTRIC INC	701 OLD EDGEFIELD ROAD	**	NORTH AUGUSTA	SC	EDR Historical Auto Stations
29841	1015089426			706 OLD EDGEFIELD RD		NORTH AUGUSTA	SC	EDR Historical Cleaners
29841	1018754152		COLONIAL CLEANERS INC	706 OLD EDGEFIELD RD	**	NORTH AUGUSTA	SC	EDR Historical Cleaners
29841	U003520362	12535	COLONIAL CLEANERS INC	706 OLD EDGEFIELD RD		NORTH AUGUSTA	SC	DRYCLEANERS, SHWS
29841	1004780198	110002199424	NORTH AUGUSTA MIDDLE SCHOOL	725 OLD ENGLISH RD		NORTH AUGUSTA	SC	RCRA-CESQG, FINDS
29841	1008389195	110022570047	WERTS EQUIP/NORTH AUGUSTA MINE	OLD AIKEN HIGHWAY	**	NORTH AUGUSTA	SC	FINDS
29841	1007243501	110017152757	FOX CANDY CO	OLD EDGEFIELD RD	**	N AUGUSTA	SC	FINDS
29841	1022008267		BEECH ISLAND GARAGE	OLD HWY 28	**	BEECH ISLAND	SC	EDR Historical Auto Stations
29841	1014623644		SOUTH CAROLINA ELECTRIC & GAS COM	PALMETTO AVENUE	**	NORTH AUGUSTA	SC	PCB TRANSFORMER
29841	1014629679		SOUTH CAROLINA ELECTRIC & GAS COM	PALMETTO AVENUE	**	NORTH AUGUSTA	SC	PCB TRANSFORMER
29841	1015115795			1 PEARSON AVE	**	NORTH AUGUSTA	SC	EDR Historical Auto Stations
29841	1015299523			2 PEARSON AVE		NORTH AUGUSTA	SC	EDR Historical Auto

EDR ZIP Code Scan Report

ZIP	EDR-ID	Facility ID	Name	Address	Map/Dir/Dist	City	State	Databases
								Stations
29841	1022088077		WILLIAMS CAR CRAFT	2 PEARSON AVE	**	BEECH ISLAND	SC	EDR Historical Auto Stations
29841	1021420797		WILLIAMS CAR CRAFT	2 PEARSON DR	**	BEECH ISLAND	SC	EDR Historical Auto Stations
29841	1015568851			601 PEARSON AVE		NORTH AUGUSTA	SC	EDR Historical Auto Stations
29841	1021135376		WILLIAMS CAR CRAFT	601 PEARSON AVE	**	NORTH AUGUSTA	SC	EDR Historical Auto Stations
29841	1015533046			513 PERSHING DR		NORTH AUGUSTA	SC	EDR Historical Auto Stations
29841	1021115910		QUALITY AUTOMOTIVE ENTERPRISES	513 PERSHING DR	**	NORTH AUGUSTA	SC	EDR Historical Auto Stations
29841	1007243390	110017151614	PARDUE CONSTRUCTION CO	615 1/2 PIEN LOG RD	**	NORTH AUGUSTA	SC	FINDS
29841	1015124683			101 PINEVIEW DR		NORTH AUGUSTA	SC	EDR Historical Auto Stations
29841	1020399809		IMPORTED AUTO EXCHANGE	211 PINEVIEW AVE	**	NORTH AUGUSTA	SC	EDR Historical Auto Stations
29841	U004017255	120	ROBERTS ENERGY 1	2031 PISGAH RD		N AUGUSTA	SC	LUST, UST
29841	1007236710	110017081735	FOUR SEASONS FOOD & FUEL 5	2031 PISGAH RD		N AUGUSTA	SC	FINDS
29841	1015133252			103 POST OAK DR		NORTH AUGUSTA	SC	EDR Historical Auto Stations
29841	1000206320	SCD980842454	AIKEN CO PSA-HORSE CREEK POLLUTIO	70 PSA RD HWY 125 SOUTH		N AUGUSTA	SC	RCRA-CESQG
29841	1011827743		HORSE CREEK POLLUTION CONTROL FA	70 PSA ROAD (OFF SC HWY 125)	**	NORTH AUGUSTA	SC	RMP
29841	1016176786	110000706941	HORSE CREEK POLLUTION CONTROL FA	70 PSA ROAD OFF SC HIGHWAY 125		NORTH AUGUSTA	SC	FINDS
29841	1008010499	110008554910	GWS/PUBLIX #486	PUBLIX # 486	**	NORTH AUGUSTA	SC	FINDS
29841	1015334870			221 RADIO STATION RD		NORTH AUGUSTA	SC	EDR Historical Auto Stations
29841	1020546351		SWEETWATER AUTOMOTIVE INC	221 RADIO STATION RD	**	NORTH AUGUSTA	SC	EDR Historical Auto Stations
29841	S118868579		RAILROAD AVE	RAILROAD AVE	**	NORTH AUGUSTA	SC	SHWS
29841	1021402859		STILL AUTOMOTIVE COMPANY	27 RAPIDS CT	**	NORTH AUGUSTA	SC	EDR Historical Auto Stations
29841	U004018504	239	REVCO INC	111 REVCO RD		NORTH AUGUSTA	SC	LUST, UST
29841	1016037077	110046091386	CVS SC DISTRIBUTION LLC	111 REVCO ROAD		NORTH AUGUSTA	SC	FINDS
29841	1000175697	110002257771	CVS SC DISTRIBUTION LLC	111 REVCO ROAD		NORTH AUGUSTA	SC	RCRAInfo-SQG, FINDS
29841	1007236935	110017084055	ABF FREIGHT SYSTEM INC	118 REVCO RD	**	NORTH AUGUSTA	SC	FINDS
29841	1005933067		UCB RADCURE INC	131 REVCO RD		NORTH AUGUSTA	SC	TSCA
29841	1014629611		SOUTH CAROLINA ELECTRIC & GAS COM	202 RHOMBIOD PL		NORTH AUGUSTA	SC	PCB TRANSFORMER
29841	1014623705		SOUTH CAROLINA ELECTRIC & GAS COM	202 RHOMBIOD PL		NORTH AUGUSTA	SC	PCB TRANSFORMER
29841	U004019660	89	GREGS GAS PLUS 3	1610 RICHLAND AVE		AIKEN	SC	LUST, UST
29841	1015322562			2113 N RIDGE RD		NORTH AUGUSTA	SC	EDR Historical Auto Stations
29841	1007837273	110020012644	RIVERSIDE PARTNERS LP	76 RIVERNORTH DR		N AUGUSTA	SC	FINDS
29841	S113669244			1848 ROBIN ROAD		NORTH AUGUSTA	SC	CDL
29841	1018703228		DURACLEAN SYSTEMS INC	1857 ROBIN RD	**	NORTH AUGUSTA	SC	EDR Historical Cleaners
29841	2012014003			1926 ROBIN RD.		NORTH AUGUSTA	SC	ERNS
29841	1020222514		BRECKINRIDGE AMOCO	2013 ROBIN RD	**	NORTH AUGUSTA	SC	EDR Historical Auto Stations
29841	1020574499		EDS AUTO SERVICE	201 ROSEMARY ST	**	BELVEDERE	SC	EDR Historical Auto Stations
29841	1020968541		COUNTRY CONVENIENCE INC	U S HWY 25	**	NORTH AUGUSTA	SC	EDR Historical Auto Stations
29841	1021620426		DAVENPORTS MOBILE TRUCK & TIRE	2109 SADIE ST	**	NORTH AUGUSTA	SC	EDR Historical Auto Stations
29841	1020830999		BONNERS ATUO REPAIR	1011 SAND BAR FERRY RD	**	NORTH AUGUSTA	SC	EDR Historical Auto Stations
29841	1021448976		YOUNGS EXXON SVC STATION INC	1029 SAND BAR FERRY RD	**	BEECH ISLAND	SC	EDR Historical Auto Stations
29841	1021033463		CORBINS PURE STATION	1033 SAND BAR FERRY RD	**	BEECH ISLAND	SC	EDR Historical Auto Stations
29841	1020806407		TODDS CONVENIENCE FOOD STORE	1051 SAND BAR FERRY RD	**	BEECH ISLAND	SC	EDR Historical Auto Stations
29841	1020394976		BONNERS AUTO REPAIR	109 SAND BAR FERRY RD	**	NORTH AUGUSTA	SC	EDR Historical Auto Stations
29841	1020633471		SILAS GROCERY	1182 SAND BAR FERRY	**	BEECH ISLAND	SC	EDR Historical Auto Stations
29841	1020927589		FOREMAN RICHARD J	1208 SAND BR FRY RD	**	BEECH ISLAND	SC	EDR Historical Auto Stations
29841	1006082780	110002199433	ASSOCIATED CRAFTS INC	1230 SAND BAR FERRY RD	**	NORTH AUGUSTA	SC	FINDS
29841	1020633802		BUSSELL GROVER C	SAND BAR FERRY RD	**	BEECH ISLAND	SC	EDR Historical Auto

EDR ZIP Code Scan Report

ZIP	EDR-ID	Facility ID	Name	Address	Map/Dir/Dist	City	State	Databases
								Stations
29841	1020658488		YOUNGS EXXON	1024 SANDBAR FERRY ROAD	**	BEECH ISLAND	SC	EDR Historical Auto Stations
29841	1004595393	110002237507	TODD S QUICK & EASY CAR WASH	1051 SANDBAR FERRY RD		BEECH ISLAND	SC	FINDS
29841	1008009115	110002178198	INDEPENDENT MHP	1052 SANDBAR FERRY RD		BEECH ISLAND	SC	FINDS
29841	97412575			1420 SANDBAR FERRY RD		BEECH ISLAND	SC	ERNS
29841	1015170387			116 SANDERS DR		NORTH AUGUSTA	SC	EDR Historical Auto Stations
29841	1007257653	110017306299	KENNETH A & SHIRLEY W NEWSOME	105 SAVANNAH POINT		NORTH AUGUSTA	SC	FINDS
29841	1007258164	110017311737	HARRY & BEVERLY FULLER	188 E SHORELINE DR		N. AUGUSTA	SC	FINDS
29841	1022012747		CJS AUTO ACCESSORIES	5290 SILVER FOX WAY	**	NORTH AUGUSTA	SC	EDR Historical Auto Stations
29841	1022128101		SEIGLERS AUTOMOTIVE	5361 SILVER FOX WAY	**	NORTH AUGUSTA	SC	EDR Historical Auto Stations
29841	1000227128	SCD000645747	BP AMOCO	STATE HWY 36 NEAR		NORTH AUGUSTA	SC	RCRA-CESQG
29841	S118176182		BP OIL CO/SWEETWATER TERMINAL	STATE HWY 36 PO BOX 6427	**	NORTH AUGUSTA	SC	NPDES
29841	1014835740	110056427754	CORNERSTONE CONCRETE - EDGEFIELD	1502 STEPHENS RD		NORTH AUGUSTA	SC	ICIS, FINDS
29841	S111676826		CORNERSTONE CONCRETE - EDGEFIELD	1502 STEPHENS RD		NORTH AUGUSTA	SC	AIRS
29841	1008009113	110002178170	GENTRY S MHP	376 SUDLOW LAKE RD		N AUGUSTA	SC	FINDS
29841	S113669617			811 SUDLOW LAKE		NORTH AUGUSTA	SC	CDL
29841	1007241983	110017136810	WARREN HEALTH CARE FOUNDATION	1519 SUMMERHILL RD		NORTH AUGUSTA	SC	FINDS
29841	2012025694			221 SWEET WATER ROAD		NORTH AUGUSTA	SC	ERNS
29841	1018287503		KINDER MORGAN SOUTHEAST TERMINAL	205 SWEETWATER RD		N AUGUSTA	SC	ICIS
29841	1016157610		N AUGUSTA #1 TERMINAL	205 SWEETWATER RD		NORTH AUGUSTA	SC	
29841	1016154650		NORTH AUGUSTA TERMINAL 1	205 SWEETWATER RD		NORTH AUGUSTA	SC	
29841	1000289222	SCD000648485	KINDER MORGAN SOUTHEAST TERMINAL	205 SWEETWATER RD		NORTH AUGUSTA	SC	RCRA-CESQG
29841	S109515580		KINDER MORGAN SOUTHEAST TERMINAL	205 SWEETWATER RD		N AUGUSTA	SC	AIRS
29841	93159472			219 SWEETWATER RD		NORTH AUGUSTA	SC	ERNS
29841	1000835604	SCD987596848	COLONIAL PIPLINE CO NA DELIVERY FA	219 SWEETWATER RD		NORTH AUGUSTA	SC	RCRA-CESQG
29841	1010331950	SCR000768275	BUCKEYE NORTH AUGUSTA TERMINAL	221 SWEETWATER RD		NORTH AUGUSTA	SC	RCRAInfo-SQG
29841	2014103168			221 SWEETWATER RD.		NORTH AUGUSTA	SC	ERNS
29841	A100174713	670	BP SWEETWATER TERMINAL	221 SWEETWATER ROAD		NORTH AUGUSTA	SC	AST
29841	1000408107	SCD000616615	WILLIAMS ENERGY VENT/N AUGUSTA	222 SWEETWATER RD		NORTH AUGUSTA	SC	AIRS, NPDES, RCRAInfo-SQG
29841	1004780104	SCD980600696	KENAN TRANSPORT CO	251 SWEETWATER RD		NORTH AUGUSTA	SC	RCRA-CESQG
29841	U002114704	3102	KENAN TRANSPORT COMPANY	251 SWEETWATER RD		NORTH AUGUSTA	SC	LUST, UST
29841	1021759748		KENRICKS CONVENIENCE INC	753 SWEETWATER RD	**	NORTH AUGUSTA	SC	EDR Historical Auto Stations
29841	1007237206	110017086972	MURPHY ESTATES SD/SWEETWTR CO	SWEETWATER CO PO BOX 6	**	BELVEDERE	SC	FINDS
29841	1018105863		BP OIL CO	SWEETWATER RD (HIGHWAY 36)		NORTH AUGUSTA	SC	
29841	1017810364	110064318082	BP OIL CO.	SWEETWATER RD. (HIGHWAY 36)		NORTH AUGUSTA	SC	FINDS
29841	S117406240			528 TANAGER RD		NORTH AUGUSTA	SC	CDL
29841	1021940563		LYNNHURST GULF	469 W TOWNES RD	**	NORTH AUGUSTA	SC	EDR Historical Auto Stations
29841	S108952189		ALLEN EARL CHEMICAL SITE	ON U.S 1 5 MILES NE OF SAVANNAH RIVE	**	NORTH AUGUSTA	SC	SHWS
29841	1016034650	110045961688	KINDER MORGAN SE TER LLC/N AU	UNKNOWN	**	NORTH AUGUSTA	SC	FINDS
29841	1017533763		KINDER MORGAN SE TER LLC/N AU	UNKNOWN	**	NORTH AUGUSTA	SC	
29841	S109683077		SCE&G - URQUHART STATION	100 URQUHART DR		BEECH ISLAND	SC	COAL ASH
29841	1000137450	SCD000825802	SCE&G URQUHART STATION	100 URQUHART DR		BEECH ISLAND	SC	RCRAInfo-LQG
29841	1014200576		SCANA - URQUHART STATION	100 URQUHART DRIVE		BEECH ISLAND	SC	TSCA
29841	1021016913		TOSCO MARKETING COMPANY	I-20 W MARTINTOWN RD	**	NORTH AUGUSTA	SC	EDR Historical Auto Stations
29841	1011404192	110035430637	CENTRAL TRANSPORT	120 WALNUT LN		NORTH AUGUSTA	SC	FINDS
29841	1010787917	SCR000769778	CENTRAL TRANSPORT	120 WALNUT LN		NORTH AUGUSTA	SC	RCRA-CESQG
29841	1014628274		AVONDALE MILLS, INC.	WARREN PLANT, 1124 AUGUSTA RD.	**	GRANITEVILLE	SC	PCB TRANSFORMER
29841	1014623875		AVONDALE MILLS, INC.	WARREN PLANT, 1124 AUGUSTA RD.	**	GRANITEVILLE	SC	PCB TRANSFORMER
29841	1004780199	SCD981927197	PAUL KNOX MIDDLE SCHOOL	1804 WELL ROAD		NORTH AUGUSTA	SC	RCRA-CESQG
29841	1016185009	110002199317	PAUL KNOX MIDDLE SCHOOL	1804 WELLS RD		NORTH AUGUSTA	SC	FINDS
29841	2011982047			1237 WESTON STREET		NORTH AUGUSTA	SC	ERNS
29841	S113669495			421 WEXFORD MILL RD	**	WAGENER	SC	CDL
29841	1001961985	110002199273	SCE&G N AUGUSTA FLEET MAINT	311 WHITLAW RD		NORTH AUGUSTA	SC	RCRA-NonGen, FINDS
29841	U004257121		SOUTHERN BELL NAGSSCGS	311 WHITLAW RD		NORTH AUGUSTA	SC	LUST, UST
29841	2008867376			108 WILD DRIVE	**	BELVEDERE	SC	ERNS
29841	1021616382		TODDS CONVENCE STRS*	1201 WILLISTON HWY	**	BEECH ISLAND	SC	EDR Historical Auto Stations
29841	1020347385		TODDS CONVENIENCE STORES INC	1201 WILLISTON RD	**	BEECH ISLAND	SC	EDR Historical Auto Stations
29841	1020898926		BUSSELL GROVER C	1213 WILLISTON HWY	**	BEECH ISLAND	SC	EDR Historical Auto Stations
29841	1020800469		BUSSELL GROVER C	1213 WILLISTON RD	**	BEECH ISLAND	SC	EDR Historical Auto Stations
29841	1007259933	110017330128	SUDLOW LAKE ASSN	376 WOLDUS RD		N AUGUSTA	SC	FINDS

EDR ZIP Code Scan Report

ZIP	EDR-ID	Facility ID	Name	Address	Map/Dir/Dist	City	State	Databases
29841	1003868478	SCD980844146	NORTH AUGUSTA CITY DUMP	WOMRATH	**	NORTH AUGUSTA	SC	CERCLIS-NFRAP, SHWS
30901	2009048514				**	AUGUSTA	GA	HMIRS
30901	1016305044	110013804491	THERMAL CERAMICS RELEASE		**	AUGUSTA	GA	FINDS
30901	2009046701				**	AUGUSTA	GA	HMIRS
30901	2014005610					Augusta	GA	HMIRS
30901	1014939950				**	AUGUSTA	GA	DOT OPS
30901	2014018606				**	AUGUSTA	GA	HMIRS
30901	2015006185				**	AUGUSTA	GA	HMIRS
30901	2009046189				**	AUGUSTA	GA	HMIRS
30901	2009046419				**	AUGUSTA	GA	HMIRS
30901	2016014712				**	AUGUSTA	GA	HMIRS
30901	1016277558	110009278405	BLACKMAN UHLER RELEASE		**	AUGUSTA	GA	FINDS
30901	U001492988	09121055	CSX TRANSPORTATION	5TH ST & GORDON HWY		AUGUSTA	GA	LUST, UST
30901	1005927902		DSM CHEM N AMERICA INC	# 1 COLUMBIA NITROGEN RD		AUGUSTA	GA	TSCA
30901	1005927903		DSM CHEMS NORTH AMER INC	NO 1 COLUMBIA NITROGEN RD		AUGUSTA	GA	TSCA
30901	1005931012		NIPRO INC	NO 1 COLUMBIA NITROGEN RD		AUGUSTA	GA	TSCA
30901	1014198568		DSM CHEMICALS NORTH AMERICA, INC.	NO 1 COLUMBIA NITROGEN ROAD		AUGUSTA	GA	TSCA
30901	S112207379		FORMER KINNETT DAIRY	1220, 1222, 1224, 1230, AND 1236 5TH AVE		COLUMBUS	GA	NON HSI
30901	S112369421		BP OIL COMPANY	13TH & BROAD STREET		AUGUSTA	GA	
30901	S112370900		RICHMOND FIRE DEPT	15TH & M.L. KING DRIVE		AUGUSTA	GA	
30901	1021757898		J & H STORES INC	15TH & MILLEDGEVILLE RD	**	AUGUSTA	GA	EDR Historical Auto Stations
30901	1006772287	110013415660	15TH ST RR OVERPASS	15TH ST & WRIGHTSBORO RD		AUGUSTA	GA	FINDS, LUST, UST
30901	1020565304		GIBSONS AUTO REPAIR	19 1 15TH ST	**	AUGUSTA	GA	EDR Historical Auto Stations
30901	1021745057		J & H STORES INC	905 C 15TH ST	**	AUGUSTA	GA	EDR Historical Auto Stations
30901	1022220301		SUPER GULF SERVICE	20313TH ST	**	AUGUSTA	GA	EDR Historical Auto Stations
30901	S112370112		VEHICLE ACCIDENT	HIGHWAY 25	**	AUGUSTA	GA	
30901	1008408739		AUGUSTA GAS LIGHT (COAL GAS FACILIT	805, 807 8TH STREET	V, South, 1/2 - 1	AUGUSTA	GA	Manufactured Gas Plants
30901	U003763514	9121229	UNIVERSITY HOSPITAL	901 R A DENT BOULEVARD		AUGUSTA	GA	UST
30901	1006792592	110013620386	UNIVERSITY HOSPITAL	901 R A DENT BOULEVARD		AUGUSTA	GA	FINDS
30901	S112371562		COLUMBIA CO WATER WORKS	470 ACRES WOOD TRAIL		AUGUSTA	GA	
30901	1014695208	110041889007	840 ADAMS STREET	840 ADAMS STREET		AUGUSTA	GA	FINDS
30901	S107667672		ROBERT L. THOMPSON INERT LANDFILL	35 ALBECLAUSS DR.		AUGUSTA	GA	SWF/LF
30901	S109504905		FORMER WILLIFORDS CLEANERS	426 AND 428 8TH STREET	93, SSE, 1/2 - 1	AUGUSTA	GA	NON HSI
30901	S107150853		FORMER BARTON BUILDING SUPPLY COI	1225 D' ANTIGNAC ST./ 1210 WALTON WA	99, SW, 1/2 - 1	AUGUSTA	GA	NON HSI
30901	99498599			AQUA BLENDING	**	AUGUSTA	GA	ERNS
30901	S107772294	FATR20062VZJTP00D99A -- BORAL BRICKS, AUGUSTA 3, 4 AND 5 COMPLEX -- 1630 ARTHERN ROAD				AUGUSTA	GA	TIER 2
30901	S117052717		BORAL BRICKS, AUGUSTA 3, 4 AND 5 COI	1630 ARTHERN ROAD		AUGUSTA	GA	TIER 2
30901	S107749993	24500009	BORAL BRICKS, AUGUSTA PLANT 3, 4, & 5	1630 ATHERN ROAD		AUGUSTA	GA	AIRS
30901	1009517969		MCCOLLOUGH TOWNHOUSE SQUARE	1202 AUGUSTA COURT		AUGUSTA	GA	
30901	1010043029		MCCOLLOUGH TOWNHOUSE SQUARE	1202 AUGUSTA COURT		AUGUSTA	GA	FTTS
30901	1001960355	110005719240	MACUCH STEEL PRODUCTS INC	1527 AUGUSTA AVE		AUGUSTA	GA	RCRA-CESQG, FINDS
30901	S112371067		SMOKE	AUGUSTA AREA	**	AUGUSTA	GA	
30901	1009513596		DSM RESINS U.S., INC.	AUGUSTA RIVER FRONT CTR.,STE 580 OI	**	AUGUSTA,	GA	FTTS
30901	1008232399	110020982533		E AUGUSTA VOL FS		AUGUSTA	GA	FINDS
30901	S112372422		BORAL BRICK	AUTHORN RD		AUGUSTA	GA	
30901	1021154374		MINIT LUBE OF AUGUSTA	1012 15TH AVE	**	AUGUSTA	GA	EDR Historical Auto Stations
30901	1019932660		AUGUSTA LINEN SERVICE INC	1012-20 15TH AVE	**	AUGUSTA	GA	EDR Historical Cleaners
30901	1009613911		DUNN S GARAGE	1028 10TH AVE		AUGUSTA	GA	EDR Historical Auto Stations
30901	1015278548			1802 2ND AVE		AUGUSTA	GA	EDR Historical Auto Stations
30901	1020417415		CAR DOCTOR	1802 2ND AVE	**	AUGUSTA	GA	EDR Historical Auto Stations
30901	1014193203		ALEXANDER SERVICE STATION	600 10TH AVE		COLUMBUS	GA	EDR Historical Auto Stations
30901	1005930057		LIQUID AIR CORP	6201 EAST AVE	**	AUGUSTA	GA	TSCA
30901	1020789239		BAREFIELD WILLIAM J	633 4TH AVE	**	COLUMBUS	GA	EDR Historical Auto Stations
30901	1020565321		BUDDYS AUTO ELEC	131 S BARFAIR RD	**	AUGUSTA	GA	EDR Historical Auto Stations
30901	1017809531	110064283172	AUGUSTA UTILITIES DEPARTMENT	360 BAY STREET, SUITE 180		AUGUSTA	GA	ICIS, FINDS
30901	1018105210		AUGUSTA UTILITIES DEPARTMENT	360 BAY STREET, SUITE 180		AUGUSTA	GA	
30901	1020813943		WAYNES I-20 AMOCO	443 SOUTH BEL AIR ROAD	**	MARTINEZ	GA	EDR Historical Auto Stations
30901	1015600760			689 BELAIR RD N	**	AUGUSTA	GA	EDR Historical Auto Stations

EDR ZIP Code Scan Report

ZIP	EDR-ID	Facility ID	Name	Address	Map/Dir/Dist	City	State	Databases
30901	1010563060	GAR000050146	WATERMARK SITE AUGUSTA GEORGIA	BETWEEN 5TH & 6TH STREETS	**	AUGUSTA	GA	RCRA-NonGen
30901	1010497183	110032649169	WATERMARK SITE AUGUSTA GEORGIA	BETWEEN 5TH & 6TH STREETS	**	AUGUSTA	GA	FINDS
30901	1015116148			1 E BOUNDARY		AUGUSTA	GA	EDR Historical Auto Stations
30901	1021447533		SMILE GAS NO 9	1 E BOUNDARY	**	AUGUSTA	GA	EDR Historical Auto Stations
30901	1006772713	110013419951	CIRCLE K #2705339	1 E BOUNDARY ST		AUGUSTA	GA	FINDS, LUST, UST
30901	U004141745		SANDBAR CENTER LLC/EAST BOUNDARY	202 E BOUNDARY		AUGUSTA	GA	UST
30901	1015307681			202 E BOUNDARY		AUGUSTA	GA	EDR Historical Auto Stations
30901	1021093248		GARNERS AMERICAN STATION	302 BOUNDARY ST	**	AUGUSTA	GA	EDR Historical Auto Stations
30901	1006773058	01210061	EASTSIDE AMOCO	302 E BOUNDARY ST		AUGUSTA	GA	LUST, UST
30901	1021042750		GREENES INC	326-400 EAST BOUNDARY ST	**	AUGUSTA	GA	EDR Historical Auto Stations
30901	1000860058	110005279411	DELTA MANOR GA06P001005	730 E BOUNDARY ST		AUGUSTA	GA	RCRA-NonGen, FINDS
30901	S109508753		CSXT AUGUSTA, GA SHOPS	904 EAST BOUNDARY		AUGUSTA	GA	TIER 2
30901	1021549676		DIESEL SHOP	907 E BOUNDARY	**	AUGUSTA	GA	EDR Historical Auto Stations
30901	S106123363		CSXT AUGUSTA SHOPS	907 EAST BOUNDARY		AUGUSTA	GA	NPDES, TIER 2, SPILLS
30901	S117051716		CSXT AUGUSTA SHOPS	907 EAST BOUNDARY		AUGUSTA	GA	TIER 2
30901	2012001626			907 EAST BOUNDARY ST		AUGUSTA	GA	ERNS
30901	1022056462		BECKHAM PETROLEUM CO INC	122 EAST BOUNDRY	**	AUGUSTA	GA	EDR Historical Auto Stations
30901	1020131027		GREENES FINE FOODS*	326-400 E BOUNDRY	**	AUGUSTA	GA	EDR Historical Auto Stations
30901	2001582945			BOX 1483		AUGUSTA	GA	ERNS
30901	1020219671		DENVER ALIGNMENT SVC CO	BOX 1924	**	AUGUSTA	GA	EDR Historical Auto Stations
30901	1015181890			1207 BRANCH ST		AUGUSTA	GA	EDR Historical Auto Stations
30901	1003868855	GAD981477458	SIMKINS SEED CO.	1129 BROAD ST.	E, South, 1/8 - 1/4	AUGUSTA	GA	CERCLIS-NFRAP
30901	1006792554	09121235	FORMER GENERAL TIRE STORE	1165 BROAD ST	G, SSW, 1/8 - 1/4	AUGUSTA	GA	LUST, UST
30901	1015184338			1213 BROAD ST	J, SW, 1/8 - 1/4	AUGUSTA	GA	EDR Historical Auto Stations
30901	1021566056		FIRESTONE TIRE & RBR CO THE*	1213 BROAD ST	**	AUGUSTA	GA	EDR Historical Auto Stations
30901	1016700725	110056396430	CURTIS BAPTIST CHURCH SCHOOL	1326 BROAD STREET		AUGUSTA	GA	ICIS, FINDS
30901	1000192065	110005673618	KENDRICK PAINT AND BODY SHOP INC	1333 BROAD ST	67, West, 1/4 - 1/2	AUGUSTA	GA	RCRAInfo-SQG, FINDS
30901	1009614227		KENDRICKS PAINT & BODY SHOP	1333 BROAD ST		AUGUSTA	GA	EDR Historical Auto Stations
30901	1021595946		BROAD STREET CAR WASH	1353 BROAD STREET	**	AUGUSTA	GA	EDR Historical Auto Stations
30901	1009614291		MR TRANSMISSION	1424 BROAD ST		AUGUSTA	GA	EDR Historical Auto Stations
30901	1015227677			1433 BROAD ST		AUGUSTA	GA	EDR Historical Auto Stations
30901	1020182038		COMPETITION MOTORS	1433 BROAD ST	**	AUGUSTA	GA	EDR Historical Auto Stations
30901	1015229088			1442 BROAD ST		AUGUSTA	GA	EDR Historical Auto Stations
30901	1014695237	110043323757	JOHNNY HOWARD PAINT & BODY SHOP	1442 BROAD ST.		AUGUSTA	GA	FINDS
30901	1009612845		JORDAN HENRY C JR	1862-68 BROAD ST		AUGUSTA	GA	EDR Historical Cleaners
30901	1015498875			443 BROAD ST		AUGUSTA	GA	EDR Historical Auto Stations
30901	U001492956	9121017	YE OLDE GROCERY	443 BROAD ST		AUGUSTA	GA	LUST, UST
30901	1006791831	110013612723	YE OLDE GROCERY	443 BROAD ST		AUGUSTA	GA	FINDS
30901	1021894799		OLD TOWN BPKY S SANDRA	443 BROAD ST	**	AUGUSTA	GA	EDR Historical Auto Stations
30901	1007128322		BLANCHARD & CALHOUN REAL ESTATE (	699 BROAD STREET		AUGUSTA	GA	FTTS
30901	1009613420			758 BROAD ST		AUGUSTA	GA	EDR Historical Cleaners
30901	1020818388		AUGUSTA AUTOMOTIVE LLC	801 BROAD ST STE 901	**	AUGUSTA	GA	EDR Historical Auto Stations
30901	1021837483		TEN FOUR INC	809 BROAD ST STE 992	**	AUGUSTA	GA	EDR Historical Auto Stations
30901	1015101145			850 BROAD ST		AUGUSTA	GA	EDR Historical Cleaners
30901	1018401128		PALMERS CLEANERS	850 BROAD ST	**	AUGUSTA	GA	EDR Historical Cleaners
30901	S104819545		W.C. CAYE PROPERTY	917-923 BROAD ST	75, SSE, 1/4 - 1/2	AUGUSTA	GA	NON HSI
30901	1010696223	110033020996	HEALTHRONICS LABORATORY SOLUTION	985 BROAD ST STE A		AUGUSTA	GA	FINDS
30901	1010563151	GAR000051417	METAMARK GENETICS	985 BROAD ST SUITE A	K, SSE, 1/8 - 1/4	AUGUSTA	GA	RCRAInfo-SQG
30901	1021937537		BUTLER CAR CARE INC	1002 CARRIE ST	**	AUGUSTA	GA	EDR Historical Auto

EDR ZIP Code Scan Report

ZIP	EDR-ID	Facility ID	Name	Address	Map/Dir/Dist	City	State	Databases
								Stations
30901	U001489194	09000059	SUPER EXPRESS 2	1502 CENTRAL AVE		AUGUSTA	GA	LUST, UST
30901	1015692959			CLANTON RD	**	AUGUSTA	GA	EDR Historical Auto Stations
30901	U003728671	9121211	NORFOLK SOUTHERN CORPORATION	CLASS FACTORY AVE	**	AUGUSTA	GA	UST
30901	2006784033			1 COLOMBIA NITROGEN RD		AUGUSTA	GA	ERNS
30901	2004738033			#1 COLUMBIA NITROGEN DR.		AUGUSTA	GA	ERNS
30901	2006803537			#1 COLUMBIA NITROGEN DR.		AUGUSTA	GA	ERNS
30901	97404360			#1 COLUMBIA NITROGEN RD	**	AUGUSTA	GA	ERNS
30901	2005769212			#1 COLUMBIA NITROGEN RD.	**	AUGUSTA	GA	ERNS
30901	2012027706			#1 COLUMBIA NITROGEN ROAD		AUGUSTA	GA	ERNS
30901	S113718684		DSM CHEMICALS NORTH AMERICA, INC.	#1 COLUMBIA NITROGEN ROAD		AUGUSTA	GA	TIER 2, SPILLS
30901	S117052818		DSM CHEMICALS NORTH AMERICA, INC.	#1 COLUMBIA NITROGEN ROAD		AUGUSTA	GA	TIER 2
30901	2005765500			#1 COLUMBIA NITROGEN ROAD	**	AUGUSTA	GA	ERNS
30901	S107772841	FATR200625XQ4H0029TW -- DSM CHEMICALS NORTH AMERICA, INC. -- #1 COLUMBIA NITROGEN ROAD				AUGUSTA	GA	TIER 2
30901	2009903696			#1 COLUMBIA NITROGEN ROAD		AUGUSTA	GA	ERNS
30901	2006797519			#1 COLUMBIA NITROGEN ROAD		AUGUSTA	GA	ERNS
30901	2011973219			#1 COLUMBIA NITROGEN ROAD		AUGUSTA	GA	ERNS
30901	1011834159		PCS NITROGEN FERTILIZER, L.P. AUGUS	#23 COLUMBIA NITROGEN ROAD	**	AUGUSTA	GA	RMP
30901	1011834160		PCS NITROGEN FERTILIZER, L.P. AUGUS	#23 COLUMBIA NITROGEN ROAD	**	AUGUSTA	GA	RMP
30901	1011834155		PCS NITROGEN FERTIIZER, L.P. AUGUST/	#23 COLUMBIA NITROGEN ROAD	**	AUGUSTA	GA	RMP
30901	S112372331		DSM	1 COLUMBIA NITRATE ROAD		AUGUSTA	GA	
30901	1015742009	GAR000066043	DISTTECH, LLC	1 COLUMBIA NITROGEN DR		AUGUSTA	GA	RCRA-NonGen
30901	2014070787			1 COLUMBIA NITROGEN DRIVE		AUGUSTA	GA	ERNS
30901	2007852274			1 COLUMBIA NITROGEN DRIVE		AUGUSTA	GA	ERNS
30901	2014077070			1 COLUMBIA NITROGEN DRIVE		AUGUSTA	GA	ERNS
30901	2006816419			1 COLUMBIA NITROGEN DRIVE		AUGUSTA	GA	ERNS
30901	98445256			1 COLUMBIA NITROGEN DRIVE		AUGUSTA	GA	ERNS
30901	2014089132			1 COLUMBIA NITROGEN DRIVE		AUGUSTA	GA	ERNS
30901	2012030873			1 COLUMBIA NITROGEN RD		AUGUSTA	GA	ERNS
30901	2002616056			1 COLUMBIA NITROGEN RD		AUGUSTA	GA	ERNS
30901	2012030952			1 COLUMBIA NITROGEN RD		AUGUSTA	GA	ERNS
30901	1000106586	110000359521	DSM CHEMICALS NA INC	1 COLUMBIA NITROGEN RD		AUGUSTA	GA	CORRACTS, US ENG CONTROLS, ICIS, FINDS, SPILLS, RCRAInfo-LQG, TRIS, RCRAInfo-TSDF, RAATS
30901	2012031791			1 COLUMBIA NITROGEN RD		AUGUSTA	GA	ERNS
30901	2014077540			1 COLUMBIA NITROGEN RD.		AUGUSTA	GA	ERNS
30901	2014077175			1 COLUMBIA NITROGEN RD.		AUGUSTA	GA	ERNS
30901	2015125217			1 COLUMBIA NITROGEN RD.		AUGUSTA	GA	ERNS
30901	2012015158			1 COLUMBIA NITROGEN ROAD		AGUSTA	GA	ERNS
30901	2005772616			1 COLUMBIA NITROGEN ROAD		AUGUSTA	GA	ERNS
30901	U001483146	01210012	DSM CHEMICALS NORTH AMERICA, INC.	1 COLUMBIA NITROGEN ROAD		AUGUSTA	GA	NPDES, SPILLS, UST
30901	S107750396	24500003	DSM CHEMICALS NORTH AMERICA, INC.	1 COLUMBIA NITROGEN ROAD		AUGUSTA	GA	AIRS
30901	1016461762		DSM CHEMICALS NORTH AMERICA, LLC	1 COLUMBIA NITROGEN ROAD		AUGUSTA	GA	ICIS
30901	2005753544			1 COLUMBIA NITROGEN ROAD		AUGUSTA	GA	ERNS
30901	2001557795			1 COLUMBIA NITROGEN ROAD		AUGUSTA	GA	ERNS
30901	2005769118			1 COLUMBIA NITROGEN ROAD		AUGUSTA	GA	ERNS
30901	2010929590			1 COLUMBIA NITROGEN ROAD		AUGUSTA	GA	ERNS
30901	S117051691		QUALAWASH- AUGUSTA	1415 COLUMBIA NITROGEN ROAD		AUGUSTA	GA	TIER 2
30901	S110820953		SHAW INDUSTRIES INC	1419 COLUMBIA NITROGEN DRIVE		AUGUSTA	GA	
30901	1000176470	110013418756	BOC AIRCO INDUSTRIAL GASES	1435 COLUMBIA NITROGEN RD		AUGUSTA	GA	RCRA-NonGen, FINDS, LUST, UST
30901	1005425415		BOC GASES	1435 COLUMBIA NITROGEN ROAD		AUGUSTA	GA	SSTS
30901	1011973527	110038177264	UNIVAR USA INC	1455 COLUMBIA NITROGEN DR		AUGUSTA	GA	FINDS
30901	1015737562		PCS NITROGEN FERTILIZER	1460 COLUMBIA NITROGEN DR		AUGUSTA	GA	ICIS
30901	1016113745	110000516120	PCS NITROGEN FERTILIZER	1460 COLUMBIA NITROGEN DR		AUGUSTA	GA	FINDS
30901	1016146717	30903CLMBN23	PCS NITROGEN FERTILIZER LP	1460 COLUMBIA NITROGEN DR		AUGUSTA	GA	TRIS
30901	S112258434		PCS-NITROGEN FERTILIZER, L.P.	1460 COLUMBIA NITROGEN ROAD		AUGUSTA	GA	TIER 2, SPILLS
30901	1014932319		PCS NITROGEN FERTILIZER, L.P. AUGUS	1460 COLUMBIA NITROGEN ROAD		AUGUSTA	GA	RMP
30901	1000881295	GAD057281958	PCS NITROGEN FERTILIZER LP	1460 COLUMBIA NITROGEN ROAD		AUGUSTA	GA	CORRACTS, US ENG CONTROLS, SPILLS, RCRAInfo-LQG
30901	1016173446		PCS NITROGEN FERTILIZER, L.P. AUGUS	1460 COLUMBIA NITROGEN ROAD		AUGUSTA	GA	RMP
30901	S117052415		PCS-NITROGEN FERTILIZER, L.P.	1460 COLUMBIA NITROGEN ROAD		AUGUSTA	GA	TIER 2
30901	1007118386	GAR000009068	DSM COATING RESINS INC	1472 COLUMBIA NITROGEN DR		AUGUSTA	GA	RCRAInfo-SQG
30901	1017811274	110064351810	DSM CHEMICALS NORTH AMERICA	1472 COLUMBIA NITROGEN DR		AUGUSTA	GA	FINDS
30901	1018161899	30903DSMRS31	DSM COATING RESINS INC	1472 COLUMBIA NITROGEN DR		AUGUSTA	GA	TRIS
30901	S118160585		DSM COATING RESINS, INC	1472 COLUMBIA NITROGEN DRIVE		AUGUSTA	GA	TIER 2
30901	1014200335		PRAXAIR - AUGUSTA, GA C02 PLANT	1479 COLUMBIA NITROGEN ROAD		AUGUSTA	GA	TSCA
30901	1011994358	110038168504	PRAXAIR C02 PLANT	1479 COLUMBIA NITROGEN ROAD		AUGUSTA	GA	FINDS
30901	S117049147		PRAXAIR, INC. - AUGUSTA	1479 COLUMBIA NITROGEN ROAD		AUGUSTA	GA	NPDES, TIER 2, SPILLS

EDR ZIP Code Scan Report

ZIP	EDR-ID	Facility ID	Name	Address	Map/Dir/Dist	City	State	Databases
30901	S117049523		PRAXAIR, INC. - AUGUSTA	1479 COLUMBIA NITROGEN ROAD		AUGUSTA	GA	TIER 2
30901	S113908819		PRAXAIR, INC. - AUGUSTA	1479 COLUMBIA NITROGEN ROAD		AUGUSTA	GA	TIER 2
30901	S117389993		PCS NITROGEN	1490 COLUMBIA NITROGEN ROAD		AUGUSTA	GA	NPDES
30901	1016932177		CHEMTRADE SOLUTIONS, LLC	1580 COLUMBIA NITROGEN DR		AUGUSTA	GA	ICIS
30901	1014199030		GENERAL CHEM PERFORM PRODS - AUG	1580 COLUMBIA NITROGEN DRIVE		AUGUSTA	GA	TSCA
30901	1005447730	30901PRDTCCO	CHEMTRADE SOLUTIONS LLC-AUGUSTA	1580 COLUMBIA NITROGEN RD		AUGUSTA	GA	TRIS
30901	1011825720		GENERAL CHEMICAL LLC, AUGUSTA PLA	1580 COLUMBIA NITROGEN ROAD		AUGUSTA	GA	RMP
30901	1011825717		CHEMTRADE SOUTIONS - AUGUSTA PLAI	1580 COLUMBIA NITROGEN ROAD		AUGUSTA	GA	RMP
30901	S107773426	FATR200648R9SE01Y57A -- GENERAL CHEMICAL LLC - AUGUSTA WORKS -- 1580 COLUMBIA NITROGEN ROAD				AUGUSTA	GA	TIER 2
30901	S117051661		AUGUSTA PLANT	1580 COLUMBIA NITROGEN ROAD		AUGUSTA	GA	TIER 2
30901	S103540027		GENERAL CHEMICAL LLC - AUGUSTA	1580 COLUMBIA NITROGEN ROAD		AUGUSTA	GA	NPDES, TIER 2, SPILLS
30901	S112372151		ABOVE	23 COLUMBIA NITRATE DR		AUGUSTA	GA	
30901	S112372561		ARCADIAN FERTILIZER CO	23 COLUMBIA NITRATE RD		AUGUSTA	GA	
30901	1012217196	110040492874	AUGUSTA PLANT	23 COLUMBIA NITROGEN DR		AUGUSTA	GA	FINDS
30901	2003639557			23 COLUMBIA NITROGEN DR		AUGUSTA	GA	ERNS
30901	1016462603		PCS NITROGEN FERTILIZER	23 COLUMBIA NITROGEN DR		AUGUSTA	GA	ICIS
30901	1007089480		PCS NITROGEN FERTILIZER AUGUSTA PL	23 COLUMBIA NITROGEN DR.		AUGUSTA	GA	TSCA
30901	S104884692		NELSON BROTHERS, LLC - AUGUSTA, GA	23 COLUMBIA NITROGEN ROAD		AUGUSTA	GA	TIER 2, SPILLS
30901	S101527191		NELSON BROTHERS, LLC - AUGUSTA, GA	23 COLUMBIA NITROGEN ROAD		AUGUSTA	GA	TIER 2, SPILLS
30901	S117052687		NELSON BROTHERS, LLC - AUGUSTA, GA	23 COLUMBIA NITROGEN ROAD		AUGUSTA	GA	TIER 2
30901	S107774346	FATR2006487H4R03LGT5 -- NELSON BROTHERS, LLC - AUGUSTA, GA -- 23 COLUMBIA NITROGEN ROAD				AUGUSTA	GA	TIER 2
30901	1017811273	110064351801	AUGUSTA INDUSTRIAL SERVICES	27 COLUMBIA NITROGEN DR		AUGUSTA	GA	FINDS
30901	1000427964	GAD981225964	AUGUSTA INDUSTRIAL SERVICES	27 COLUMBIA NITROGEN DR		AUGUSTA	GA	RCRA-NonGen
30901	1016113108	110000359530	DSM COATING RESINS	31 COLUMBIA NITROGEN DR		AUGUSTA	GA	FINDS
30901	S107750399	324500128	DSM POWDER COATING RESINS, INC	31 COLUMBIA NITROGEN ROAD		AUGUSTA	GA	AIRS, TIER 2
30901	S117053348		DSM POWDER COATING RESINS, INC	31 COLUMBIA NITROGEN ROAD		AUGUSTA	GA	TIER 2
30901	1014198571		DSM RESINS US INC.	31 COLUMBIA NITROGEN ROAD		AUGUSTA	GA	TSCA
30901	9051541			COLUMBIA NITROGEN PLANT	**	AUGUSTA	GA	ERNS
30901	1015733247	GAD000603522	CHEMICAL LEAMAN TANK LINES INC	COLUMBIA NITROGEN RD		AUGUSTA	GA	CERCLIS-NFRAP, RCRA-CESQG
30901	1008217905	110022308929	SOUTHERN NAT GAS AUGUSTA #2 METEI	COLUMBIA NITROGEN RD		AUGUSTA	GA	FINDS
30901	97380209			COLUMBIA NITROGEN RD	**	AUGUSTA	GA	ERNS
30901	1012089630	110038670863	AUGUSTA ENERGY, LLC	COLUMBIA NITROGEN RD		AUGUSTA	GA	FINDS
30901	1004462541	GAD981242837	PRAXAIR INC	COLUMBIA NITROGEN RD	**	AUGUSTA	GA	RCRA-CESQG
30901	1008372525	GAR000040873	SOUTHERN NAT GAS AUGUSTA #2 METEI	COLUMBIA NITROGEN RD	**	AUGUSTA	GA	RCRA-NonGen
30901	1014694901	110040933620	GENERAL CHEMICAL CORP., AUGUSTA P	COLUMBIA NITROGEN RD.		AUGUSTA	GA	FINDS
30901	S107750633	24500008	GENERAL CHEMICAL CORP., AUGUSTA P	COLUMBIA NITROGEN RD.		AUGUSTA	GA	AIRS
30901	S109508237		PRAXAIR, INC.	COLUMBIA NITROGEN ROAD		AUGUSTA	GA	TIER 2
30901	92113194			COLUMBIA NITROGEN ROAD	**	AGUSTA	GA	ERNS
30901	93178514			COLUMBIA NITROGEN ROAD	**	AUGUSTA	GA	ERNS
30901	2006814902			COLUMBIA NITROGEN ROAD	**	AUGUSTA	GA	ERNS
30901	92135752			COLUMBIA NITROGEN ROAD	**	AUGUSTA	GA	ERNS
30901	S112372519		DSM CHEMICALS,INC.	1 COLUMBIA-NITROGEN RD.		AUGUSTA	GA	
30901	2003704165			COLUNBIA NITROGEN ROAD	**	AUGUSTA	GA	ERNS
30901	S107667407		MABUS LANDFILL	SE CORNER OF CAROLINA ST & GORDON	**	AUGUSTA	GA	SWF/LF
30901	1019979176		EAST BOUNDARY CLEANERS INC	420 COST BOUNDARY	**	AUGUSTA	GA	EDR Historical Cleaners
30901	1004463918	110001423184	GRANITEVILLE CO	510 COTTAGE STREET	**	AUGUSTA	GA	FINDS
30901	S107750783	324500099	GRANITEVILLE CO	510 COTTAGE STREET	**	AUGUSTA	GA	AIRS
30901	1016935049		GRANITEVILLE CO	510 COTTAGE STREET	**	AUGUSTA GA	GA	
30901	1003869608	GAD984317578	JENKINS SCHOOL	101 DAN BOWLES RD		AUGUSTA	GA	CERCLIS-NFRAP
30901	1015303784			2005 DAN BOWLES RD		AUGUSTA	GA	EDR Historical Auto Stations
30901	1021407706		MICHAELS AUTO	2005 DAN BOWLES RD	**	AUGUSTA	GA	EDR Historical Auto Stations
30901	1007118539	GAR000026138	GOLDBERG BROTHERS HSI SITE	241 DAN BOWLES RD		AUGUSTA	GA	RCRA-NonGen
30901	1007219516	110016751237	GOLDBERG BROTHERS HSI SITE	241 DAN BOWLES RD		AUGUSTA	GA	FINDS
30901	S103224277	10365	GOLDBERG BROTHERS	241 DAN BOWLES ROAD		AUGUSTA	GA	SHWS
30901	1020672451		SMITH R ENTERPRISES INC	250 DAN BOWLES DR	**	AUGUSTA	GA	EDR Historical Auto Stations
30901	S117388782		CAMPBELL RECYCLING	250 DAN BOWLES RD		AUGUSTA	GA	NPDES
30901	S103439967		GA POWER: SOUTH AUGUSTA SUBSTATI	DAN BOWLES RD.		AUGUSTA	GA	NON HSI
30901	1021865374		CARPENTER & UPHOLSTERY COMPANY	925 DANTIGNAC ST	**	AUGUSTA	GA	EDR Historical Auto Stations
30901	S105707755		DANTIGNAL STREET SITE	916 DANTIGNAL STREET	107, SSW, 1/2 - 1	AUGUSTA	GA	NON HSI
30901	1018898674		AUGUSTA RUG CLEANING CO	DAVIS RD	**	MARTINEZ	GA	EDR Historical Cleaners
30901	S110591937		DEANS BRIDGE ROAD AYA 343 C/S	3240 DEANS BRIDGE ROAD		AUGUSTA	GA	TIER 2
30901	2002616721			1449 DOUG BERNARD PKWY		AUGUSTA	GA	ERNS
30901	S110694442		SOUTHERN PIK-A-PART	1550 DOUG BERNARD PKWY		AUGUSTA	GA	NPDES
30901	1014694930	110041874923	1708 DOUGLAS STREET	1708 DOUGLAS STREET		AUGUSTA	GA	FINDS
30901	S116735433		PAINE COLLEGE PROPERTY	1268 DRUID PARK AVE		AUGUSTA	GA	LUST
30901	U004249933		PAINE COLLEGE PROPERTY	1268 DRUID PARK AVE		AUGUSTA	GA	UST
30901	1014694798	110041874889	2235 DRYER PLACE	2235 DRYER PLACE	**	AUGUSTA	GA	FINDS

EDR ZIP Code Scan Report

ZIP	EDR-ID	Facility ID	Name	Address	Map/Dir/Dist	City	State	Databases
30901	1007468060	110017420520	AUGUSTA ENERGY CENTER	650 DUNDEE ROAD SUITE 350		AUGUSTA	GA	FINDS
30901	1016299114	110011887592	SHERMAN & HEMSTREET, INC.	123 EIGHTH STREET		AUGUSTA	GA	FINDS
30901	1005624342		SHERMAN & HEMSTREET, INC.	123 EIGHTH STREET		AUGUSTA	GA	FTTS
30901	U001483446	01210376	US POSTAL SERVICE VEHICLE MAINTE	525 EIGHTH ST		AUGUSTA	GA	LUST, UST
30901	1016279239	110009327683	AUGUSTA GAS LIGHT (COAL GAS FACILIT	805 EIGHTH STREET		AUGUSTA	GA	FINDS
30901	1000427969	GAD984279539	AUGUSTA GAS LIGHT (COAL GAS FACILIT	805 EIGHTH STREET		AUGUSTA	GA	CERCLIS
30901	U001483447	1210382	T HARRY GARRETT ELEM SCHOOL	1100 EISENHOWER DR		AUGUSTA	GA	UST
30901	S108416399	FATR20064X5B860368A9 -- LEVEL 3 COMMUNICATIONS LLC --		419 ELEVENTH STREET		AUGUSTA	GA	TIER 2
30901	1004688552	GAR000027839	AUGUSTA BEARING WORKS	610 ELEVENTH ST		AUGUSTA	GA	RCRA-NonGen
30901	1016216850	110006547059	AUGUSTA BEARING WORKS	610 ELEVENTH ST		AUGUSTA	GA	FINDS
30901	1000886691	110009357285	AUGUSTA IRON & STEEL WORKS INC	636 ELEVENTH ST		AUGUSTA	GA	RCRA-NonGen, FINDS
30901	S107749840	324500044	AUGUSTA IRON & STEEL WORKS INC	636 ELEVENTH ST.		AUGUSTA	GA	AIRS
30901	1021325634		HUGHES AUTO CENTER	#7 ELLIS ST	**	AUGUSTA	GA	EDR Historical Auto Stations
30901	1021287252		EARLS AUTO UPHOLSTERING CO	1292 ELLIS ST	**	AUGUSTA	GA	EDR Historical Auto Stations
30901	1021923098		SCHULTZ HILL AUTO GLASS CORP	1356 ELLIS STREET	**	AUGUSTA	GA	EDR Historical Auto Stations
30901	S110591856		VERIZON WIRELESS - AUGUSTA MTSO	1490 ELLIS ST		AUGUSTA	GA	TIER 2
30901	S117051898		VERIZON WIRELESS AUGUSTA MTSO (ID:	1490 ELLIS ST		AUGUSTA	GA	TIER 2
30901	1007128324		WHITE OAK DEVELOPMENT	209A ELLIS STREET		AUGUSTA	GA	FTTS
30901	1021186600		J B & EDS	525 ELLIS ST	**	AUGUSTA	GA	EDR Historical Auto Stations
30901	1015548668			547 ELLIS ST		AUGUSTA	GA	EDR Historical Auto Stations
30901	S116496084		OLDE TOWNE CLEANERS	631 ELLIS STREET		AUGUSTA	GA	DRYCLEANERS
30901	1018573026		KAM LEE LAUNDRY	637 ELLIS ST	**	AUGUSTA	GA	EDR Historical Cleaners
30901	1009613392		SILVERSTEINS CLEANERS & LDRERS	701 ELLIS ST		AUGUSTA	GA	EDR Historical Cleaners
30901	S116496355		SILVERSTEIN'S CLEANERS	701 ELLIS STREET		AUGUSTA	GA	DRYCLEANERS
30901	1009613395			702 ELLIS ST		AUGUSTA	GA	EDR Historical Cleaners
30901	1000823008	110005703621	ONE HOUR CLEANERIZING	702 ELLIS ST		AUGUSTA	GA	DRYCLEANERS, RCRA-NonGen, FINDS
30901	1009614356			1483 ESSIE MCINTYRE BLVD		AUGUSTA	GA	EDR Historical Auto Stations
30901	2012031815			1765 ESSIE MCINTYRE BLVD	**	AUGUSTA	GA	ERNS
30901	1015493125			4316 EVANS-TO LOCKS RD		AUGUSTA	GA	EDR Historical Auto Stations
30901	1018555913		UNIQUE REFURBISHERS	1238 FENWICK ST	**	AUGUSTA	GA	EDR Historical Cleaners
30901	1009614126		L & B AUTO SERVICE	1239 FENWICK ST		AUGUSTA	GA	EDR Historical Auto Stations
30901	1009614137		STANS IMPORT AUTO SERVICE	1241 FENWICK ST		AUGUSTA	GA	EDR Historical Auto Stations
30901	1015498417			442 FENWICK ST		AUGUSTA	GA	EDR Historical Auto Stations
30901	S103439965		FIRST UNION NATIONAL BANK	FENWICK ST. @ 7TH STREET	100, South, 1/2 - 1	AUGUSTA	GA	NON HSI
30901	S103224303		FIRST UNION NATIONAL BANK TRACT 'A'	FENWICK STREET AT 10TH STREET	97, SSW, 1/2 - 1	AUGUSTA	GA	DEL SHWS
30901	S107750099	324500014	CASTLEBERRYS FOOD CO (PBR)	1621 FIFTEENTH ST.		AUGUSTA	GA	AIRS
30901	U004188916		SHORT STOP #2	1714 FIFTEENTH ST		AUGUSTA	GA	UST
30901	S111026682		SHORT STOP #2	1714 FIFTEENTH ST		AUGUSTA	GA	LUST
30901	1006773643	110013429307	PENGUIN	1714 FIFTEENTH ST		AUGUSTA	GA	FINDS
30901	S107752327	324500059	USVA VETERANS ADMIN H	950 FIFTEENTH ST		AUGUSTA	GA	AIRS
30901	1004463709	110001424539	DEPT. OF VETERAN'S AFFAIRS - CHARLIE	950 FIFTEENTH ST		AUGUSTA	GA	FINDS
30901	S112371695		BURNING	FIFTEENTH STREET	**	AUGUSTA	GA	
30901	97389570			#1 FIFTH ST.	**	AUGUSTA	GA	ERNS
30901	1006773146	9121179	FORMER COCA COLA BUILDING	102 FIFTH ST		AUGUSTA	GA	UST
30901	S118479326		FPL FOOD FARMERS MARKET	1150 FIFTH STREET, BLDG 60		AUGUSTA	GA	NPDES
30901	1000461351	GAD981278062	RICHARDS BODY WORKS INC	1155 FIFTH ST		AUGUSTA	GA	RCRA-CESQG
30901	1012088050	110038669820	PHOENIX OIL CO	625 FIFTH ST		AUGUSTA	GA	FINDS
30901	S107774569		PHOENIX OIL COMPANY	625 FIFTH STREET	113, SSE, 1/2 - 1	AUGUSTA	GA	BROWNFIELDS, NON HSI
30901	S117389105		DAVIS AGGREGATES CORPORATE	821 FIFTH STREET		AUGUSTA	GA	NPDES
30901	U001487082	04150003	GA PACIFIC CORP	999 FIFTH ST		AUGUSTA	GA	LUST, UST
30901	S112373793		OILY SUBSTANCE-YARD	477 FINWICK ROAD		RICHMOND	GA	
30901	S111074343		MCTEER FOOD AND FUEL	1237 FORT GORDON HIGHWAY		AUGUSTA	GA	SHWS
30901	1004463382	110007089113	SEABOARD COASTLINE CORP	FOSTERS LN		AUGUSTA	GA	AIRS, FINDS
30901	1009612543		SUPERIOR LAUNDRY & DRY CLG	1101 FOURTH ST		AUGUSTA	GA	EDR Historical Cleaners
30901	1014694794	110041874825	1418 GARRETT LANE	1418 GARRETT LANE		AUGUSTA	GA	FINDS
30901	99504698			100 GLASS FACTORY AVE	**	AUGUSTA	GA	ERNS
30901	2000521071			100 GLASS FACTORY AVE		AUGUSTA	GA	ERNS
30901	1000173344	GAD042125146	AUGUSTA CHEMICAL PLANT	1010 GLASS FACTORY AVE		AUGUSTA	GA	CORRACTS, CERCLIS-NFRAP, RCRA-NonGen, SPILLS, RCRAInfo-TSDF

EDR ZIP Code Scan Report

ZIP	EDR-ID	Facility ID	Name	Address	Map/Dir/Dist	City	State	Databases
30901	1007088322		BLACKMAN UHLER CHEMICAL COMPANY	1010 GLASS FACTORY AVE.		AUGUSTA	GA	ICIS, TSCA
30901	1016113106	110000359503	BLACKMAN UHLER CHEMICAL COMPANY	1010 GLASS FACTORY AVE.		AUGUSTA	GA	FINDS
30901	1011816857		BLACKMAN UHLER CHEMICAL COMPANY	1010 GLASS FACTORY AVENUE		AUGUSTA	GA	RMP
30901	U001483199	1210074	GLASS FACTORY PLANT	1032 GLASS FACTORY AVE		AUGUSTA	GA	UST
30901	1020181964		REX AUTO PARTS COMPANY	1233 GORDAN PARK RD	**	AUGUSTA	GA	EDR Historical Auto Stations
30901	1022127136		THE PUMPING STATION	1202 GORDON HWY	**	AUGUSTA	GA	EDR Historical Auto Stations
30901	S112371080		BP AUTO EXPRESS	1228 GORDON HIGHWAY		AUGUSTA	GA	
30901	1000859958	110005278760	LJL TRUCK CENTER INC	1231 GORDON HWY		AUGUSTA	GA	RCRA-NonGen, FINDS
30901	1021446579		E & J TRUCK SALES INC	1231 GORDON HWY	**	AUGUSTA	GA	EDR Historical Auto Stations
30901	1021723319		MAYS E HAROLD	1231-1233 GORDON PARK RD	**	AUGUSTA	GA	EDR Historical Auto Stations
30901	1009614123		JOHNNYS FRONT-END & BRAKES	1232 GORDON HWY		AUGUSTA	GA	EDR Historical Auto Stations
30901	1020560200		RACETRAC PETROLEUM INC	1236 GORDON HWY	**	AUGUSTA	GA	EDR Historical Auto Stations
30901	A100334078		MCTEER FOOD & FUEL	1237 GORDON HIGHWAY		AUGUSTA	GA	AST
30901	U003003232	01210275	HARDIYOGI LLC DBA LUCKY SPOT MART	1237 GORDON HWY		AUGUSTA	GA	BROWNFIELDS, LUST, UST
30901	1000449437	GAD981276066	MAYS INTERNATIONAL TRUCKS	1237 GORDON PARK RD		AUGUSTA	GA	RCRA-NonGen
30901	A100334026		MODERN ROOFING	1241 GORDON PARK ROAD		AUGUSTA	GA	AST
30901	S117050494		MACHINE AND WELDING SUPPLY COMPA	1245 GORDON PARK ROAD		AUGUSTA	GA	TIER 2
30901	S107774081	FATR20063JC06A002VXG -- MACHINE AND WELDING SUPPLY		COMPANY-AG -- 1245 GORDON PARK ROAD		AUGUSTA	GA	TIER 2
30901	1015195827			1269 GORDON HWY		AUGUSTA	GA	EDR Historical Auto Stations
30901	1021474470		MACS CITGO SERVICE STATION	1269 GORDON HWY	**	AUGUSTA	GA	EDR Historical Auto Stations
30901	1015196511			1271 GORDON HWY		AUGUSTA	GA	EDR Historical Auto Stations
30901	U003007256	09121022	BEAM OIL CO DIV OF WITCO CORP	1271 GORDON HWY		AUGUSTA	GA	LUST, UST
30901	1021089042		SUNOCO INC	1271 GORDON HWY	**	AUGUSTA	GA	EDR Historical Auto Stations
30901	1020359907		NO LIMIT CAR CARE	1274 GORDON HWY	**	AUGUSTA	GA	EDR Historical Auto Stations
30901	1007279157		GENERAL ELECTRIC APPARATUS SERVIC	1340 GORDON HIGHWAY		AUGUSTA	GA	FTTS
30901	A100334027		SPENCE LUMBER COMPANY	1340 GORDON HWY		AUGUSTA	GA	AST
30901	1005692290	110006176066	GENERAL ELECTRIC APP SERV	1340 GORDON HWY		AUGUSTA	GA	ICIS, FINDS
30901	S107750634	324500170	GENERAL ELECTRIC ENER	1340 GORDON HWY		AUGUSTA	GA	AIRS, NON HSI
30901	1004463499	GAD984279612	GE AUGUSTA APPARATUS SER CTR	1340 GORDON HWY		AUGUSTA	GA	PADS
30901	1009614231		BP EXPLORATION & OIL INC	1342 GORDON HWY		AUGUSTA	GA	EDR Historical Auto Stations
30901	1000449438	GAD981276074	YANCEY TRUCK CENTER AUGUSTA	1357 GORDON HWY		AUGUSTA	GA	RCRA-CESQG
30901	S117054302		YANCEY BROS. CO. - AUGUSTA YTC SOU	1357 GORDON HWY		AUGUSTA	GA	TIER 2
30901	1015936174	110046233937	YANCEY TRUCK CENTER AUGUSTA	1357 GORDON HWY		AUGUSTA	GA	FINDS
30901	1022120094		MAYS INTL TOWING RECOVERY SVC	1357 GORDON HWY	**	AUGUSTA	GA	EDR Historical Auto Stations
30901	S113909202		YANCEY BROS. CO. - AUGUSTA	1357 GORDON HWY		AUGUSTA	GA	TIER 2
30901	S112187428		YANCEY BROS. CO. - AUGUSTA	1357 GORDON HWY		AUGUSTA	GA	TIER 2
30901	1015224635			1417 GORDON HWY		AUGUSTA	GA	EDR Historical Auto Stations
30901	1005525316	110001414979	SMITTY'S AUTO SERVICE	1428 GORDON HIGHWAY		AUGUSTA	GA	FINDS
30901	1015235514			1499 GORDON HWY		AUGUSTA	GA	EDR Historical Auto Stations
30901	1021327204		M S D INC	1499 GORDON HWY	**	AUGUSTA	GA	EDR Historical Auto Stations
30901	U001492960	9121023	FAST GAS	1499 GORDON HWY		AUGUSTA	GA	LUST, UST
30901	1006791812	110013612536	GORDON HWY AMOCO	1499 GORDON HWY		AUGUSTA	GA	FINDS
30901	1015884128	110044869648	FORMER SUPER INN	1602 GORDON HWY.		AUGUSTA	GA	ICIS, FINDS
30901	1021785356		SIMONS ENCO SERVICE CENTER	1659 GORDON WY	**	AUGUSTA	GA	EDR Historical Auto Stations
30901	1020129741		PUMPING STATION INC	2202 GORDON HWY	**	AUGUSTA	GA	EDR Historical Auto Stations
30901	S112370660		FORD MOTOR COMPANY	GORDON HIGHWAY	**	AUGUSTA	GA	
30901	1006773567	110013428549	HOWARD SHEPPARD INC	3980 GOSHEN INC BLVD		AUGUSTA	GA	FINDS
30901	U003007291	9121152	HOWARD SHEPPARD INC	3980 GOSHEN INC BLVD		AUGUSTA	GA	UST
30901	1000703560	110005693801	NORTHERN CAN SYSTEMS OF GEORGIA	1520 GOVERNMENT ROAD		AUGUSTA	GA	RCRA-NonGen, FINDS
30901	1014694796	110041874852	2108 GRAND BOULEVARD	2108 GRAND BOULEVARD		AUGUSTA	GA	FINDS
30901	1006792139	9121083	MAXWELL HOUSE APARTMENTS	1002 GREEN ST		AUGUSTA	GA	UST
30901	1021450678		MALLETT JAMES P	1201 GREEN ST	**	AUGUSTA	GA	EDR Historical Auto Stations

EDR ZIP Code Scan Report

ZIP	EDR-ID	Facility ID	Name	Address	Map/Dir/Dist	City	State	Databases
30901	1020788526		BENTLEY & JACKSON SERVICE STN	1201 GREEN STREET	**	AUGUSTA	GA	EDR Historical Auto Stations
30901	1020527557		EARLS AUTO UPHOLSTERING CO	1292 GREEN ST	**	AUGUSTA	GA	EDR Historical Auto Stations
30901	1015159180			1116 GREENE ST		AUGUSTA	GA	EDR Historical Auto Stations
30901	1009612677		SNOWS OF AUGUSTA INC	1384 GREENE ST		AUGUSTA	GA	EDR Historical Cleaners
30901	1015227433			1431 GREENE ST		AUGUSTA	GA	EDR Historical Auto Stations
30901	1021858457		EAST COAST AUTOMOTIVE LLC	1431 GREENE ST	**	AUGUSTA	GA	EDR Historical Auto Stations
30901	1006773670	110013429584	RADIO CAB	1439 GREENE ST		AUGUSTA	GA	FINDS
30901	U001492964	9121027	AUGUSTA NET INC	1439 GREENE ST	P, West, 1/4 - 1/2	AUGUSTA	GA	LUST, UST
30901	1001218333	110005707146	ENTERPRISE MILL LLC	1450 GREENE ST		AUGUSTA	GA	RCRA-NonGen, FINDS
30901	1022214713		J & H STORES INC	1453 B GREENE STREET	**	AUGUSTA	GA	EDR Historical Auto Stations
30901	1021446609		J & H STORES INC	1453 GREENE ST B	**	AUGUSTA	GA	EDR Historical Auto Stations
30901	U003296397	9121196	HOUGHTON ELEMENTARY SCHOOL	333 GREENE STREET		AUGUSTA	GA	UST
30901	1005578727	110011329400	AUGUSTA/RICHMOND CO. URBAN DIS	530 GREENE ST, ROOM 806		AUGUSTA	GA	FINDS
30901	1006788981	110013583951	TRAILWAYS INC	638 GREENE ST		AUGUSTA	GA	FINDS, LUST, UST
30901	1006806529	110013421412	AT&T	937 GREENE ST		AUGUSTA	GA	RCRA-NonGen, FINDS
30901	1020335385		JOHNSON 66 STATION	#1 GWINNETT ST	**	AUGUSTA	GA	EDR Historical Auto Stations
30901	1009613848		WALKERS PHILLIPS 66 SV STN	1 GWINNETT ST		AUGUSTA	GA	EDR Historical Auto Stations
30901	1009613873		STURGIS & SONS FINA	101 GWINNETT ST EXT		AUGUSTA	GA	EDR Historical Auto Stations
30901	1009614030		THOMAS ENCO SERVICE	1142 GWINNETT ST	**	AUGUSTA	GA	EDR Historical Auto Stations
30901	1021679115		THOMAS ENCO SERVICE	1142 GWINNETT STREET	**	AUGUSTA	GA	EDR Historical Auto Stations
30901	1009616123		BRYANTS AUTO SERVICE CENTER	959 GWINNETT	**	AUGUSTA	GA	EDR Historical Auto Stations
30901	1021830875		ADCO TECH SERVICES INC	315 HALE ST	**	AUGUSTA	GA	EDR Historical Auto Stations
30901	U003004154	09000414	RYDER TRUCK RENTAL INC	315 HALE ST		AUGUSTA	GA	LUST, UST
30901	U001483429	1210352	PETER H CRAIG ELEM SCHOOL	400 HALE ST		AUGUSTA	GA	UST
30901	S107751946	324500080	LEVEL 3 - AUGUSTA 2	609 HALE STREET		AUGUSTA	GA	AIRS, TIER 2
30901	S110592068		LEVEL 3 - AUGUSTA2	609 HALE STREET		AUGUSTA	GA	TIER 2
30901	S110591431		GARDEN WALK APARTMENTS	701 HALL STREET		AUGUSTA	GA	NON HSI
30901	U003007298	9121163	OLD RICHMOND COUNTY HEALTH BLDG	HARPER ST		AUGUSTA	GA	UST
30901	1015936699	110046393130	AUGUSTA INDUSTRIAL COATINGS INC	911 HAYES DR		AUGUSTA	GA	FINDS
30901	1014952425	GAR000067405	AUGUSTA INDUSTRIAL COATINGS INC	911 HAYES DR		AUGUSTA	GA	RCRA-CESQG
30901	1000688256	110005283013	AUGUSTA HOUSING AUTHORITY	1698 HUNTER ST		AUGUSTA	GA	RCRA-NonGen, FINDS
30901	2003702915			3005 INTERNATIONAL BLVD.		AUGUSTA	GA	ERNS
30901	1015472041			402 JAMES BROWN BLVD		AUGUSTA	GA	EDR Historical Auto Stations
30901	1000131058	GAD981003874	NEW SAVANNAH ROAD LDFL	JCT GORDON HWY/NEW SAVANNAH RD		AUGUSTA	GA	CERCLIS
30901	1016279242	110009327727	NEW SAVANNAH ROAD LDFL	JCT GORDON HWY/NEW SAVANNAH RD	**	AUGUSTA	GA	FINDS
30901	1020302178		INDEPENDENT GARAGE & TRUCK SVC	905 JONE ST	**	AUGUSTA	GA	EDR Historical Auto Stations
30901	1020585509		ASHLEY WEEKS TRANSMISSION	1308 JONES ST	**	AUGUSTA	GA	EDR Historical Auto Stations
30901	1009614322			1456 JONES ST		AUGUSTA	GA	EDR Historical Auto Stations
30901	1020735251		PANTRY INC	1494 JONES ST	**	AUGUSTA	GA	EDR Historical Auto Stations
30901	1006773359	110013426444	PANTRY #3270 DBA DEPOT	1494 JONES ST		AUGUSTA	GA	FINDS, UST
30901	U001483391	1210305	SEABOARD RR/DIESEL SHOP	1507 JORDAN RD		AUGUSTA	GA	UST
30901	1021807652		WIDEMANS TRANSMISSION SERVICE	1205 KAYFELL ST	**	AUGUSTA	GA	EDR Historical Auto Stations
30901	1006791306	110013607427	EAST AUGUSTA MIDDLE SCHOOL	320 KENTUCKY AVE		AUGUSTA	GA	FINDS
30901	1004686217	110005280739	CIRCLE K #8018	1770 KISSINGBOWER		AUGUSTA	GA	RCRA-NonGen, FINDS
30901	A100334096		CIRCLE K #5584	1501 LANCY WALKER ROAD	**	AUGUSTA	GA	AST
30901	1005624344		LEON GHITTER REAL ESTATE	1932 LANCY WALKER BLVD	**	AUGUSTA	GA	FTTS
30901	1016299116	110011887618	LEON GHITTER REAL ESTATE	1932 LANCY WALKER BLVD	**	AUGUSTA	GA	FINDS
30901	U001483427	01210350	LUCY LANEY HIGH SCHOOL	1339 LANE WALKER BLVD		AUGUSTA	GA	LUST, UST
30901	1020249697		STURGIS JAMES & SONS EXXON SV	101 LANEY WALKER BLVD	**	AUGUSTA	GA	EDR Historical Auto Stations
30901	A100334030		AUGUSTA WHOLESALE	103 LANEY WALKER BLVD		AUGUSTA	GA	AST

EDR ZIP Code Scan Report

ZIP	EDR-ID	Facility ID	Name	Address	Map/Dir/Dist	City	State	Databases
30901	S107750279	324500016	CSR-CLAUSSEN CONCRETE	109 LANEY WALKER BLVD		AUGUSTA	GA	AIRS
30901	1000860261	GAD984320994	CLAUSSEN CONCRETE CO	109 LANEY WALKER BLVD	**	AUGUSTA	GA	RCRA-NonGen
30901	U001483295	01210197	CLAUSSEN CONCRETE CO/MAIN PLANT	109-111 LANEY WALKER BLVD EXT	**	AUGUSTA	GA	LUST, UST
30901	1009613975			1101 LANEY WALKER BLVD		AUGUSTA	GA	EDR Historical Auto Stations
30901	1012217253	110040493793	EARTH CARE RECYCLING	111 LANEY WALKER BLVD		AUGUSTA	GA	FINDS
30901	S117052925		AUGUSTA CONCRETE PLANT	111 LANEY WALKER BLVD		AUGUSTA	GA	TIER 2
30901	S108415840	FATR20063KMVDT02SJN1 -- AUGUSTA CONCRETE PLANT -- 111 LANEY WALKER BLVD.			**	AUGUSTA	GA	NPDES, TIER 2
30901	1008379483	110022447770	ARGOS AUGUSTA CONCRETE CO	111 LANEY WALKER RD	**	AUGUSTA	GA	FINDS, TRIS
30901	1009614025		LANEY WALTER EXXON	1136 LANEY WALKER BLV		AUGUSTA	GA	EDR Historical Auto Stations
30901	U001483234	01210111	LANEY WALKER EXXON	1136 LANEY WALKER BLVD		AUGUSTA	GA	LUST, UST
30901	1000427956	GAD990740771	AUGUSTA WOOD PRESERVING CO INC	115 LANEY WALKER BLVD		AUGUSTA	GA	CERCLIS-NFRAP, RCRA-NonGen, PRP
30901	S107771913	FATR200646FHH80027FS -- AUGUSTA WOOD PRESERVING -- 115 LANEY WALKER BLVD. EXT.			**	AUGUSTA	GA	TIER 2
30901	U003984468	9000465	JET (FORMER)	12 LANEY WALKER BLVD		AUGUSTA	GA	LUST, UST
30901	S112371811		RICHMOND BRD OF ED.	1324 LANEY WALKER RD.		AUGUSTA	GA	
30901	S108994282		OLDCASTLE GEORGIA MASONRY SUPPL\	207 LANEY WALKER BLVD		AUGUSTA	GA	TIER 2
30901	1015416848			314 LANEY WALKER BOULEVARD EXT	**	AUGUSTA	GA	EDR Historical Auto Stations
30901	1012136076	110039168138	C.A. REID SR. MEMORIAL FUNERAL HOME	314-A LANEY WALKER EXT		AUGUSTA	GA	ICIS, FINDS
30901	1001123242	110005712425	MCJUNKIN CONTROLS	519 LANEY WALKER BLVD		AUGUSTA	GA	RCRA-NonGen, FINDS
30901	U001483157	01210024	GELCO TRUCK LEASING	525 LANEY WALKER BLVD		AUGUSTA	GA	LUST, UST
30901	1020759430		VAUGHN J H	525 LANEY WALKER BLVD	**	AUGUSTA	GA	EDR Historical Auto Stations
30901	U003003205	1210185	RENTAL UNIFORM SERVICE INC	529 LANEY WALKER BLVD EXT	**	AUGUSTA	GA	TIER 2, UST
30901	1000507191	110005698094	CINTAS	529 LANEY WALKER BLVD EXT		AUGUSTA	GA	RCRA-NonGen, FINDS
30901	S117052635		CINTAS LOC 219	529 LANEY WALKER BLVD EXT	**	AUGUSTA	GA	TIER 2
30901	1018382229		CINTAS CORPORATION	529 LANEY WALKER BOULEVARD EXTENS		AUGUSTA	GA	
30901	2013050214			533 LANEY WALKER BLVD EXT		AUGUSTA	GA	ERNS
30901	S117051304		AMERICOLD LOGISTICS AUGUSTA	533 LANEY WALKER BLVD.		AUGUSTA	GA	TIER 2
30901	S108118314		AMERICOLD LOGISTICS AUGUSTA	533 LANEY WALKER BLVD.		AUGUSTA	GA	TIER 2, SPILLS
30901	A100334041		A.B. BEVERAGE COMPANY	537 LANEY WALKER BLD. EXT.		AUGUSTA	GA	AST
30901	1021548925		ROSSS FISH MARKET	627 LANEY WALKER	**	AUGUSTA	GA	EDR Historical Auto Stations
30901	1015585723			635 LANEY WALKER BLVD		AUGUSTA	GA	EDR Historical Auto Stations
30901	1016280172	110009358934	ENVIRONMENTAL COMPLIANCE CORP	702 LANEY WALKER BLVD EXT		AUGUSTA	GA	FINDS
30901	1001213432	GAR000012344	ENVIRONMENTAL COMPLIANCE CORP	702 LANEY WALKER BLVD., EXT	**	AUGUSTA	GA	RCRA-NonGen
30901	S117050584		RYDER TRANSPORTATION SERVICES #15	710 LANEY WALKER BLVD		AUGUSTA	GA	TIER 2
30901	S107774891	FATR200623R97U0029P5 -- RYDER TRANSPORTATION SERVICES #1504A -- 710 LANEY WALKER BLVD			**	AUGUSTA	GA	TIER 2, LUST
30901	1006772848	110013421314	RYDER TRANSPORTATION SERVICES #15	710 LANEY WALKER BLVD EXT	**	AUGUSTA	GA	FINDS, UST
30901	1022147130		RYDER TRUCK RENTAL INC	710 LANEY WALTER BLVD	**	AUGUSTA	GA	EDR Historical Auto Stations
30901	1015611347			711 LANEY WALKER BLVD	**	AUGUSTA	GA	EDR Historical Auto Stations
30901	1020896582		TEXACO FOOD MART	711 LANEY WALKER BLVD	**	AUGUSTA	GA	EDR Historical Auto Stations
30901	1020334281		WALFORD FOOD STORES INC	711 LANEY WALKER BOULEVAR	**	AUGUSTA	GA	EDR Historical Auto Stations
30901	U004060692	10001095	FIVE STAR EXPRESS	724 LANEY WALKER EXT		AUGUSTA	GA	UST
30901	U003003204	01210179	ROADWAY EXPRESS INC	725 LANEY WALKER BLVD EXT	**	AUGUSTA	GA	LUST, UST
30901	2003642329			727 LANEY WALKER BLVD		AGUSTA	GA	ERNS
30901	S117049487		A C INDUSTRIES	727 LANEY WALKER BLVD EXT	**	AUGUSTA	GA	TIER 2
30901	S109507878		A C INDUSTRIES	727 LANEY WALKER BLVD EXT	**	AUGUSTA	GA	NPDES, TIER 2, SPILLS
30901	1011813882		AC INDUSTRIES / AIRGAS CARBONIC	727 LANEY WALKER BLVD. EXT	**	AUGUSTA	GA	RMP
30901	1011813880		AC INDUSTRIES	727 LANEY WALKER BLVD. EXT.	**	AUGUSTA	GA	RMP
30901	S117050615		AIRGAS DRY ICE	727 LANEY WALKER BLVD. EXTENSION	**	AUGUSTA	GA	TIER 2
30901	1005965779	110000359460	AIRGAS CARBONIC AND DRY ICE INC.	727 LANEY WALKER BLVD., EXTENSION	**	AUGUSTA	GA	ICIS, FINDS, TRIS
30901	1011813881		AC INDUSTRIES	727 LANEY WALKER BOULEVARD EXTENS	**	AUGUSTA	GA	RMP
30901	1016172332		AC INDUSTRIES	727 LANEY WALKER BOULEVARD EXTENS	**	AUGUSTA	GA	RMP
30901	1009320247	110024264829	NELSON BROTHERS LLC	731 LANEY WALKER BOULEVARD		AUGUSTA	GA	ICIS, FINDS
30901	1016950703		PCS NITROGEN FERTILIZER, L.P.	733 1/2 LANEY WALKER BLVD EXTENSION	**	AUGUSTA	GA	TSCA
30901	1014200222		PCS NITROGEN FERTILIZER, L.P., AUGUS	733 1/2 LANEY WALKER BOULEVARD EXT		AUGUSTA	GA	TSCA
30901	1005447733	30903WRGRC73	WR GRACE & CO - CONN GRACE CONSTF	733 LANEY WALKER BLVD EXT		AUGUSTA	GA	TRIS
30901	2011996993			733 LANEY WALKER BLVD EXT	**	AUGUSTA	GA	ERNS
30901	1005965788	110000359576	W.R. GRACE & CO. - CONN. GRACE CONS	733 LANEY WALKER BLVD EXT		AUGUSTA	GA	FINDS
30901	1009613471		HI VIEW CLEANERS & HDASHY	912 LANEY WALKER BLVD		AUGUSTA	GA	EDR Historical Cleaners
30901	1010043200	110028156073	LEON GHITTER REAL ESTATE	1132 LANEY-WALKER BLVD		AUGUSTA	GA	FINDS
30901	1009401451		GHITTER, LEON REAL ESTATE	1132 LANEY-WALKER BLVD.		AUGUSTA	GA	FTTS
30901	1016113104	110000359479	AUGUSTA WOOD PRESERVING CO	115 LANEY-WALKER BLVD.		AUGUSTA	GA	FINDS

EDR ZIP Code Scan Report

ZIP	EDR-ID	Facility ID	Name	Address	Map/Dir/Dist	City	State	Databases
30901	S104819541		AUGUSTA WOOD PRESERVING	115 LANEY-WALKER BLVD.		AUGUSTA	GA	NON HSI
30901	1017429334	110000528554	AMERICOLD, AUGUSTA - PLANT NO. 7510	533 LANEY-WALKER BLVD		AUGUSTA	GA	FINDS
30901	1012125367		AMERICOLD, AUGUSTA - PLANT NO. 7510	533 LANEY-WALKER BLVD		AUGUSTA	GA	RMP
30901	A100334045		RICHMOND SUPPLY COMPANY	601 LANEY-WALKER BLVD.		AUGUSTA	GA	AST
30901	1012040852		AMERICOLD LOGISTICS PLANT NO. 75108	533 LANEY-WLAKER BLVD		AUGUSTA	GA	RMP
30901	A100356604		FIVE STAR FUEL	724 LANIE WALKER EXT		AUGUSTA	GA	AST
30901	1021247660		TJS AUTO MECHANICS	2072 LEONARD DR	**	AUGUSTA	GA	EDR Historical Auto Stations
30901	1006789455	110013588750	AVIS RENT A CAR SYSTEM INC	LOOP 56 BUSH FIELD AIRPORT	**	AUGUSTA	GA	FINDS
30901	96339278			1750 LOVER'S LANE		AUGUSTA	GA	ERNS
30901	96339287			1750 LOVER'S LANE		AUGUSTA	GA	ERNS
30901	S117051224		CVS DISTRIBUTION CENTER CVS 8703	1413 LOVERS LANE		AUGUSTA	GA	TIER 2
30901	1014952411	GAR000067116	CVS SC DISTRIBUTION LLC	1425 LOVERS LANE		AUGUSTA	GA	RCRA-CESQG
30901	1015936134	110045971114	CVS SC DISTRIBUTION LLC	1425 LOVERS LANE		AUGUSTA	GA	FINDS
30901	1004686559	110001322480	ROCK TENN COMPANY	15 LOVERS LANE		AUGUSTA	GA	RCRA-CESQG, FINDS
30901	2004723394			1736 LOVERS LANE		AUGUSTA	GA	ERNS
30901	2004710583			1736 LOVERS LANE		AUGUSTA	GA	ERNS
30901	1000140756	GAD039046800	GD SEARLE LLC	1736 LOVERS LANE		AUGUSTA	GA	CORRACTS, RCRA-CESQG, RCRAInfo-TSDF
30901	2002621187			1736 LOVERS LANE		AUGUSTA	GA	ERNS
30901	1011825497		G.D. SEARLE LLC	1736 LOVERS LANE		AUGUSTA	GA	RMP
30901	S107750595	324500055	G D SEARLE,LLC/PHARMACIA	1736 LOVERS LANE		AUGUSTA	GA	AIRS
30901	2004722052			1736 LOVERS LANE		AUGUSTA	GA	ERNS
30901	S105899544		DSM SOUTH CENTER	1736 LOVERS LN		AUGUSTA	GA	NPDES, SPILLS
30901	1009650172	110027373027	G.D. SEARLE LLC	1736 LOVERS LN		AUGUSTA	GA	ICIS, FINDS
30901	99488171			1750 LOVERS LANE		AUGUSTA	GA	ERNS
30901	U001492968	9121032	SEARLE	1750 LOVERS LANE		AUGUSTA	GA	NON HSI, UST
30901	97414519			1750 LOVERS LANE		AUGUSTA	GA	ERNS
30901	S112372356		SEARLER	1750 LOVERS LANE, PLANT SITE		AUGUSTA	GA	
30901	93188342			1750 LOVERS LN		AUGUSTA	GA	ERNS
30901	2013058991			1752 LOVERS LANE		AUGUSTA	GA	ERNS
30901	1000125214	GAD981237118	THE NUTRASWEET COMPANY	1762 LOVERS LANE		AUGUSTA	GA	CORRACTS, RCRA-CESQG, RCRAInfo-TSDF, RAATS
30901	S117051857		THE NUTRASWEET COMPANY - AUGUSTA	1762 LOVERS LANE		AUGUSTA	GA	TIER 2
30901	S107751466	24500136	THE NUTRASWEET COMPANY	1762 LOVERS LANE		AUGUSTA	GA	AIRS, NPDES, TIER 2, SPILLS
30901	1016146718	30903THNTR17	NUTRASWEET CO	1762 LOVERS LN		AUGUSTA	GA	TRIS
30901	S107751372	324500155	ELANCO AUGUSTA TECHNOLOGY CENTE	1788 LOVERS LANE		AUGUSTA	GA	AIRS, NPDES, TIER 2
30901	S117052620		ELANCO AUGUSTA TECHNOLOGY CENTE	1788 LOVERS LANE		AUGUSTA	GA	TIER 2
30901	2004727139			1788 LOVERS LANE		AUGUSTA	GA	ERNS
30901	1007118518	GAR000022251	ELANCO AUGUSTA TECHNOLOGY CENTE	1788 LOVERS LANE		AUGUSTA	GA	RCRAInfo-SQG
30901	1016078409	110008056110	ELANCO AUGUSTA TECHNOLOGY CENTE	1788 LOVERS LN.		AUGUSTA	GA	FINDS, TRIS
30901	S112371588		BURNING	305 MADISON AVENUE		AUGUSTA	GA	
30901	1015261142			1658 MARTIN LUTHER KING JR BLVD		AUGUSTA	GA	EDR Historical Auto Stations
30901	1020617761		J & H STORES INC	1713 MARTIN	**	AUGUSTA	GA	EDR Historical Auto Stations
30901	1020729877		QVS HOLDING INC	1713 MARTIN L KING BLVD	**	AUGUSTA	GA	EDR Historical Auto Stations
30901	U001483268	01210154	AUGUSTA MART	1713 MARTIN LUTHER KING BLVD		AUGUSTA	GA	LUST, UST
30901	A100334087		CIRCLE K #3176	1713 MARTIN LUTHER KING BOULEVARD		AUGUSTA	GA	AST
30901	1015292671			1920 MARTIN LUTHER KING JR BLVD		AUGUSTA	GA	EDR Historical Auto Stations
30901	U003728679	9121222	WALTER SIMS PROPERTY	2141 MARTIN LUTHER KING BLVD		AUGUSTA	GA	UST
30901	1006792655	110013621018	WALTER SIMS PROPERTY	2141 MARTIN LUTHER KING BLVD		AUGUSTA	GA	FINDS
30901	1020504893		QVS HOLDING INC	2159 MARTIN LUTHER KING J	**	AUGUSTA	GA	EDR Historical Auto Stations
30901	1004463822	110001424478	AUGUSTA FOUNDRY	1415 MCCAULEY STREET		AUGUSTA	GA	AIRS, FINDS
30901	S107667847		SOUTHERN AGGREGATES-HIGHWAY 56 I	1 MILE SOUTH OF GORDON HIGHWAY ON	**	AUGUSTA	GA	SWF/LF
30901	S107667844		SOUTHERN AGGREGATES CO.-HIGHWAY	5 MILES EAST OF APPLING, GA ON HIGHW	**	AUGUSTA	GA	SWF/LF
30901	1020385134		J & H STORES INC	1259 MILLEDGEVILLE RD	**	AUGUSTA	GA	EDR Historical Auto Stations
30901	U001492950	9121009	SHORT STOP #1	2159 MILLEDGEVILLE RD		AUGUSTA	GA	LUST, UST
30901	1006791922	110013613642	SHORT STOP	2159 MILLEDGEVILLE RD		AUGUSTA	GA	FINDS
30901	1000506901	110005696513	BP OIL/PUMP & SHOP #16	2159 MILLEDGEVILLE ROAD		AUGUSTA	GA	RCRA-NonGen, FINDS
30901	1020756053		BROADWATER UNION 76 SV STATION	1658 MILLEDGEVL RD	**	AUGUSTA	GA	EDR Historical Auto Stations
30901	1020392473		MATHIS SERVICE STATION	1824 MILLEDGVLL RD	**	AUGUSTA	GA	EDR Historical Auto Stations
30901	1020297070		RILEY SERVICE STATION	2159 MILLEDGVLL RD	**	AUGUSTA	GA	EDR Historical Auto Stations

EDR ZIP Code Scan Report

ZIP	EDR-ID	Facility ID	Name	Address	Map/Dir/Dist	City	State	Databases
30901	1021192513		IVEYS 66 SERVICE STATION	2833 MILLEDGVLL RD	**	AUGUSTA	GA	EDR Historical Auto Stations
30901	1020946482		MATHIS SERVICE STATION	1824 MILLERSVILLE ROAD	**	AUGUSTA	GA	EDR Historical Auto Stations
30901	S107775442	FATR20064YB7XW01ZNQ9 -- U.P.S. AUGUSTA CENTER -- 2921		MIXON COURT		AUGUSTA	GA	TIER 2
30901	S117052390		U.P.S. AUGUSTA CENTER	2921 MIXON COURT		AUGUSTA	GA	TIER 2
30901	U001483220	1210097	UNITED PARCEL SERVICE	2921 MIXON CT		AUGUSTA	GA	NPDES, TIER 2, UST
30901	1004687321	110005705692	OUTDOOR SPECIALIST INC	915 MOLLY POND ROAD		AUGUSTA	GA	RCRA-NonGen, FINDS
30901	S107751960	324500156	SOUTHERN CRUSHERS, INC.	916 MOLLY POND RD		AUGUSTA	GA	AIRS
30901	1012240110	110039617572	MABUS BROTHERS CONSTRUCTION COM	916 MOLLY POND ROAD		AUGUSTA	GA	FINDS
30901	S107667406		MABUS CONSTRUCTION COMPANY, INC.	920 MOLLY POND ROAD		AUGUSTA	GA	SWF/LF
30901	S106678189		ROYSTER-CLARK, INC.	921 MOLLY POND ROAD		AUGUSTA	GA	NON HSI
30901	S109145169		SONOCO PRODUCTS COMPANY	930 MOLLY POND RD		AUGUSTA	GA	NPDES, TIER 2, SPILLS
30901	1016369686	110046279031	SONOCO PRODUCTS COMPANY AUGUST	930 MOLLY POND RD		AUGUSTA	GA	FINDS
30901	1015936251	3090WSNCPR93	SONOCO PRODUCTS CO AUGUSTA	930 MOLLY POND RD		AUGUSTA	GA	TRIS
30901	S117054137		AUGUSTA PLANT	930 MOLLY POND ROAD		AUGUSTA	GA	TIER 2
30901	S109508175		SONOCO PRODUCTS COMPANY	930 MOLLY POND ROAD		AUGUSTA	GA	TIER 2
30901	1006790281	110013597072	AUGUSTA TRANSPORTATION INC	940 MOLLY POND RD		AUGUSTA	GA	FINDS
30901	U001483266	1210152	AUGUSTA TRANSPORTATION INC	940 MOLLY POND RD		AUGUSTA	GA	UST
30901	1016141295	GAR000070938	LAFONTAINE CONSTRUCTION CO. INC	940 MOLLY POND RD		AUGUSTA	GA	RCRA-NonGen
30901	1012079211	110038643938	INTERNATIONAL MINERAL	940 MOLLY POND ROAD		AUGUSTA	GA	FINDS
30901	S108415843	FATR20062VJEKD0022WX -- AUGUSTA TRANSPORTATION, INC. -- 940 MOLLY POND ROAD				AUGUSTA	GA	TIER 2
30901	1009508954		ADM - ARCHER DANIELS MIDLAND CO	960 MOLLY POND RD		AUGUSTA	GA	FTTS
30901	U001483167	1210036	NEWELL RECYCLING OF GEORGIA, LLC	960 MOLLY POND ROAD		AUGUSTA	GA	NPDES, TIER 2, UST
30901	S117053745		NEWELL RECYCLING OF AUGUSTA, LLC	960 MOLLY POND ROAD		AUGUSTA	GA	TIER 2
30901	1007118633	110000359497	ARCHER DANIELS MIDLAND CO	960 MOLLY POND ROAD		AUGUSTA	GA	ICIS, RCRA-NonGen, FINDS
30901	S118160544		NEWELL RECYCLING OF GEORGIA, LLC	960 MOLLY POND ROAD		AUGUSTA	GA	TIER 2
30901	U003920787	1210319	CONAGRA FEED CO INC	980 MOLLY POND RD		AUGUSTA	GA	UST
30901	1004462243	110001424593	CONAGRA FEED CO	980 MOLLY POND RD		AUGUSTA	GA	AIRS, FINDS
30901	1012086888	110038669777	COASTAL LUMBER CO	MOLLY POND & GORDON		AUGUSTA	GA	FINDS
30901	1021882340		J & H STORES INC	1713 MORRIS LN	**	AUGUSTA	GA	EDR Historical Auto Stations
30901	1021441935		QVS HOLDING INC	2159 MRTN LTHR KNG JR	**	AUGUSTA	GA	EDR Historical Auto Stations
30901	1020327346		QVS HOLDINGS INC	2159 MRTN LTR KNG JR BLVD	**	AUGUSTA	GA	EDR Historical Auto Stations
30901	1006052127	110001752559	LUKER INC	514 NATIONAL AVENUE		AUGUSTA	GA	AIRS, FINDS
30901	S118160524		AIRGAS SPECIALTY PRODUCTS - AUGUS	521 NATIONAL AVE.		AUGUSTA	GA	TIER 2
30901	1012312941	110040424644	AIRGAS NATIONAL WELDERS SUPPLY CC	521 NATIONAL AVENUE		AUGUSTA	GA	ICIS, FINDS
30901	1015936257	110046300613	ADVANCE CHEMICAL & PAPER COMPANY	1212 NEW SAVANNAH ROAD		AUGUSTA	GA	ICIS, FINDS
30901	S113909258		ADVANCE CHEMICAL & PAPER CO	1212 NEW SAVANNAH ROAD		AUGUSTA	GA	TIER 2
30901	S117050881		ADVANCE CHEMICAL & PAPER CO	1212 NEW SAVANNAH ROAD		AUGUSTA	GA	TIER 2
30901	1020643743		CUMMINS SOUTH INC	1255 NEW SAVANNAH RD	**	AUGUSTA	GA	EDR Historical Auto Stations
30901	1000688199	110005690653	CUMMINS SOUTH INC	1255 NEW SAVANNAH RD		AUGUSTA	GA	TIER 2, RCRA-NonGen, FINDS, LUST, UST
30901	S117051375		GEORGIA PAVEMENT PRODUCTS, INC. D/	1255 NEW SAVANNAH RD		AUGUSTA	GA	TIER 2
30901	1020643737		TRUCK PRTS SPCLISTS OF AUGUSTA	1259 NEW SAVANNAH RD	**	AUGUSTA	GA	EDR Historical Auto Stations
30901	2005745912			1301 NEW SAVANNA ROAD	**	AUGUSTA	GA	ERNS
30901	1001632291	9121204	FPL FOOD LLC	1301 NEW SAVANNAH RD		AUGUSTA	GA	SPILLS, UST
30901	1007989500	GAR000039883	FPL FOOD LLC PACKING AND FURT PROC	1301 NEW SAVANNAH RD		AUGUSTA	GA	RCRA-CESQG
30901	1011837065		SHAPIRO PACKING COMPANY, INC.	1301 NEW SAVANNAH ROAD		AUGUSTA	GA	RMP
30901	1011825235		FPL FOOD, LLC	1301 NEW SAVANNAH ROAD		AUGUSTA	GA	RMP
30901	99508506			1301 NEW SAVANNAH ROAD		AUGUSTA	GA	ERNS
30901	S104252900		FPL FOOD, LLC - MAIN PLANT	1301 NEW SAVANNAH ROAD		AUGUSTA	GA	TIER 2, SPILLS
30901	2013038464			1301 NEW SAVANNAH ROAD		AUGUSTA	GA	ERNS
30901	S104886806		FPL FOOD MEAT PACKING PLANT	1301 NEW SAVANNAH ROAD		AUGUSTA	GA	NPDES, SPILLS
30901	1004460275	110000523675	SHAPIRO PACKING COMPANY INCORPOF	1301 NEW SAVANNAH ROAD		AUGUSTA	GA	FINDS
30901	S117053219		FPL FOOD, LLC - MAIN PLANT	1301 NEW SAVANNAH ROAD		AUGUSTA	GA	TIER 2
30901	1000740781	110005665994	AUGUSTA ACETYLENE PLANT	1311 NEW SAVANNAH RD		AUGUSTA	GA	RCRA-NonGen, FINDS
30901	S101643814		AIR LIQUIDE AMERICA, SG	1311 NEW SAVANNAH RD		AUGUSTA	GA	TIER 2, SPILLS
30901	1005925607		AIR LIQUIDE AMER - AUGUSTA	1311 NEW SAVANNAH ROAD		AUGUSTA	GA	TSCA
30901	S102601960	FATR2006526MP9002A5C -- AIR LIQUIDE AMERICA,SG -- 1311 NEW SAVANNAH ROAD				AUGUSTA	GA	TIER 2, SPILLS
30901	1022841164		AUGUSTA SAND MINE	1410 NEW SAVANAH ROAD		AUGUSTA	GA	
30901	S112369905		SHAPIRO PACKAGING	1412 NEW SAVANNAH ROAD		AUGUSTA	GA	
30901	1003868006	GAD990675076	RICHMOND COUNTY HWY 56 LOOP RD LD	NEW SAVANNAH RD	**	AUGUSTA	GA	CERCLIS-NFRAP
30901	1006876687	110014416541	VIRGINIA CAROLINA CHEMICAL - AUGUST	NEW SAVANNAH RD AT LANEY WALKER E		AUGUSTA	GA	ICIS, FINDS
30901	S112372651		DON ARBAUGH	NEW SAVANNAH ROAD	**	AUGUSTA	GA	
30901	1005904050	GAN000407494	VIRGINIA CAROLINA CHEMICAL (VCC) AU	NEW SAVANNAH ROAD AT		AUGUSTA	GA	CERCLIS
30901	1016305038	110013804400	VIRGINIA CAROLINA CHEMICAL (VCC) AU	NEW SAVANNAH ROAD AT	**	AUGUSTA	GA	FINDS

EDR ZIP Code Scan Report

ZIP	EDR-ID	Facility ID	Name	Address	Map/Dir/Dist	City	State	Databases
30901	U003984469	9000331	BYRD OIL CO (BULK PLANT)	1 NICHOLAS ST		AUGUSTA	GA	LUST, UST
30901	1022114319		NUNNELLY AUTOMOTIVE TRANSMISSI	1211 NINTH ST	**	AUGUSTA	GA	EDR Historical Auto Stations
30901	1020942422		WHITE BEN	1243 NINTH STREET	**	AUGUSTA	GA	EDR Historical Auto Stations
30901	U004141698		CITY OF AUGUSTA/FORMER GAS STATIO	412 NINTH STREET		AUGUSTA	GA	UST
30901	S109113706		CITY OF AUGUSTA/FORMER GAS STATIO	412 NINTH STREET	R, South, 1/4 - 1/2	AUGUSTA	GA	LUST
30901	1020004030		HI VIEW CLNR-HABSHY IND*	514 NINTH ST	**	AUGUSTA	GA	EDR Historical Cleaners
30901	1005518046	110010338367	CADEL'S MOTEL	NOT GIVEN	**	AUGUSTA	GA	FINDS
30901	S117051330		SPRINT - AUGUSTA, GA POP	1225 NOWELL DR.		AUGUSTA	GA	TIER 2
30901	S107771905	FATR20061Z4WDM010Z65 -- GA, AUGUSTA POP -- 1225 NOWELL DR.				AUGUSTA	GA	TIER 2
30901	U001492971	09121035	WILLIAMS TELECOMMUNICATIONS GR	1230 NOWELL DR		AUGUSTA	GA	TIER 2, LUST, UST
30901	S107774180	FATR200623VLWA01AASB -- MCI - AUTAGA -- 1230 NOWELL DR.				AUGUSTA	GA	TIER 2
30901	1020469881		C S R A FLEET CARE INC	1242 NOWELL DR	**	AUGUSTA	GA	EDR Historical Auto Stations
30901	1014696239	110043205019	GRAVEL PIT ROAD SITE	EAST OF BARNARD PARKWAY	**	AUGUSTA	GA	FINDS
30901	U001920433	09121108	CSX/AUGUSTA YARD/#7	SW OF LANEY WALKER RD		AUGUSTA	GA	LUST, UST
30901	1000134362	110005684447	CSX/AUGUSTA YARD/#8	SW OF LANEY WALKER RD		AUGUSTA	GA	RCRA-CESQG, FINDS, LUST, SPILLS, UST
30901	S112368979		F AND W CONSTUCTION	OFF OF JAMES BROWN BLVD DIRECTLY I	**	AUGUSTA	GA	
30901	S112375013		F AND W CONSTUCTION	OFF OF JAMES BROWN BLVD DIRECTLY I	**	AUGUSTA	GA	
30901	S112371914		UNKNOWN OPEN BURNING	SOUTH OFF HWY 1 FROM AUGUSTA ON S	**	AUGUSTA	GA	
30901	1020057538		PALMERS CLEANERS INC	2019 OLC SAVANNAH RD	**	AUGUSTA	GA	EDR Historical Cleaners
30901	1015004867			1738 OLD SAVANNAH RD		AUGUSTA	GA	EDR Historical Cleaners
30901	U001483314	1210218	POP SHOP	1738 OLD SAVANNAH RD		AUGUSTA	GA	UST
30901	U001483383	01210296	NATIONAL LINEN SVC	1825 OLD SAVANNAH RD		AUGUSTA	GA	LUST, UST
30901	1020441771		AEP HOLDINGS LLC	1825 OLD SAVANNAH RD	**	AUGUSTA	GA	EDR Historical Auto Stations
30901	S106487751		G & K SERVICES - AUGUSTA (DPC 121)	1825 OLD SAVANNAH ROAD		AUGUSTA	GA	TIER 2, SPILLS
30901	1020163155		TOMBERLIN PRODUCT GROUP	1831 OLD SAVANNAH RD	**	AUGUSTA	GA	EDR Historical Auto Stations
30901	1020703049		BROWNS GARAGE & SERVICE STN	1836 OLD SAVANAH RD	**	AUGUSTA	GA	EDR Historical Auto Stations
30901	S103539158		CMC RECYCLING AUGUSTA	1890 OLD SAVANNAH ROAD		AUGUSTA	GA	NPDES, TIER 2, SPILLS
30901	S117052352		CMC AUGUSTA	1890 OLD SAVANNAH ROAD		AUGUSTA	GA	TIER 2
30901	U001492963	09121026	SOUTHERN BEVERAGE PACKERS INC	1891 OLD SAVANNAH RD		AUGUSTA	GA	LUST, UST
30901	1009614780			2002 OLD SAVANNAH RD		AUGUSTA	GA	EDR Historical Auto Stations
30901	1009614785			2004 OLD SAVANNAH RD		AUGUSTA	GA	EDR Historical Auto Stations
30901	1015306539			2013 OLD SAVANNAH RD		AUGUSTA	GA	EDR Historical Auto Stations
30901	S116496131		PALMER'S CLEANERS	2019 OLD SAVANNAH ROAD		AUGUSTA	GA	DRYCLEANERS
30901	1021185404		SOUTH AUGUSTA AUTO ELECTRIC*	2063 OLD SAVANNAH RD	**	AUGUSTA	GA	EDR Historical Auto Stations
30901	1022043541		J & H STORES INC	2066 OLD SAVANNAH RD	**	AUGUSTA	GA	EDR Historical Auto Stations
30901	1021316861		JRS MART LLC	2078 OLD SAVANNAH RD	**	AUGUSTA	GA	EDR Historical Auto Stations
30901	1020334995		PETES IMPORTS	2409 OLD SAVANNAH RD	**	AUGUSTA	GA	EDR Historical Auto Stations
30901	1015586149			636 S OLD BELAIR RD	**	AUGUSTA	GA	EDR Historical Auto Stations
30901	S112370795		BUILDERS TRANSPORT	OLD SAVANNAH ROAD	**	AUGUSTA	GA	
30901	U003158461	09121177	OLIVE ROAD WAREHOUSE	1634 OLIVE ROAD		AUGUSTA	GA	LUST, UST
30901	97400126			1697 OLIVE RD		AUGUSTA	GA	ERNS
30901	1021325654		FLEMING TRACTOR & EQUIPMENT*	3004 PCH ORCHARD RD	**	AUGUSTA	GA	EDR Historical Auto Stations
30901	1020760955		H & S SERVICE STATION	142 PEACH ORCH RD	**	AUGUSTA	GA	EDR Historical Auto Stations
30901	U003004185	09000601	FORMER FINA #134-6790-709	2106 PEACH ORCHARD RD		AUGUSTA	GA	LUST, UST
30901	U003007286	9121147	HOUSING AUTHORITY OF THE CITY OF	1130 PETERS RD		AUGUSTA	GA	UST
30901	1000986287	110005664432	ALLEN HOMES AUGUSTA HOUSING AUTH	1130 PETERS RD		AUGUSTA	GA	RCRA-NonGen, FINDS
30901	1006773248	110013425338	HOUSING AUTHORITY OF THE CITY OF	1130 PETERS RD		AUGUSTA	GA	FINDS
30901	1022160175		REESE AUTO CENTER	117 POLLARD DR	**	AUGUSTA	GA	EDR Historical Auto Stations
30901	1015227955			1435 POST LN		AUGUSTA	GA	EDR Historical Auto Stations
30901	U003004147	9000359	WASTE MANAGEMENT OF AUGUSTA AIKE	208 PREP PHILLIPS DR		AUGUSTA	GA	NPDES, TIER 2, SWF/LF, UST
30901	S109507955		WASTE MANAGEMENT OF AUGUSTA-AIKE	208 PREP PHILLIPS DRIVE		AUGUSTA	GA	TIER 2

EDR ZIP Code Scan Report

ZIP	EDR-ID	Facility ID	Name	Address	Map/Dir/Dist	City	State	Databases
30901	S117051249		WASTE MANAGEMENT OF AUGUSTA-AIKE	208 PREP PHILLIPS DRIVE		AUGUSTA	GA	TIER 2
30901	1012088139	110038669848	KOCH FUELS INC	208 PREP PHILLIPS RD		AUGUSTA	GA	FINDS
30901	1015397110			298 PREP PHILLIPS DR		AUGUSTA	GA	EDR Historical Auto Stations
30901	1016096326	110005700615	MODERN WELDING CO OF GEORGIA,INC	300 PREP PHILLIP DRIVE		AUGUSTA	GA	FINDS
30901	S107751356	324500151	MODERN WELDING COMPANY OF GEORG	300 PREP PHILLIPS DR		AUGUSTA	GA	AIRS
30901	U003181518	1210338	MODERN WELDING CO	300 PREP PHILLIPS DR		AUGUSTA	GA	NPDES, UST
30901	1000362441	110001424557	BURRIS CHEMICAL INC	302 PREP PHILLIPS DR		AUGUSTA	GA	RCRA-NonGen, FINDS
30901	S118839438		PREP PHILLIPS	326 PREP PHILLIPS DRIVE		AUGUSTA	GA	TIER 2
30901	1000334914	110001424423	AUTOMOTIVE RECYCLING	340 PREP PHILLIPS DR		AUGUSTA	GA	RCRA-NonGen, FINDS
30901	1018149844		SAVANNAH RIVERKEEPER	386 PREP PHILLIPS DRIVE		AUGUSTA	GA	US BROWNFIELDS
30901	1015529724			509 RACHAEL ST		AUGUSTA	GA	EDR Historical Auto Stations
30901	1001634279		AUGUSTA FOUNDRY, INC.	1492 RAILROAD AVENUE		AUGUSTA	GA	NON HSI, SWF/LF
30901	1020302503		SKINNER AUTO SUPPLY CO*	1337 REYNOLD ST	**	AUGUSTA	GA	EDR Historical Auto Stations
30901	S117051182		NUCO2 SUPPLY LLC AUGUSTA DEPOT	2522 REYNOLD INDUSTRIAL ROAD		AUGUSTA	GA	TIER 2
30901	S107774429	FATR20061FU2BZ0527YC -- NUCO2 SUPPLY LLC AUGUSTA DEPOT -- 2522 REYNOLD INDUSTRIAL ROAD				AUGUSTA	GA	TIER 2
30901	1021134797		TIRE CENTERS INC	1101 REYNOLDS ST	**	AUGUSTA	GA	EDR Historical Auto Stations
30901	1021900257		NATIONAL AUTO GLASS CO INC	1116 REYNOLDS ST	**	AUGUSTA	GA	EDR Historical Auto Stations
30901	1021870397		AUGUSTA TIRE & SUPPLY CO INC	1121-27 REYNOLDS ST	**	AUGUSTA	GA	EDR Historical Auto Stations
30901	1020160682		RIVERWATCH AUTOMOTIVE SERVICES	1131 REYNOLDS ST	**	AUGUSTA	GA	EDR Historical Auto Stations
30901	1009614112		JENNINGS AUTO MACH SH*	1223 REYNOLDS ST	D, WSW, 0 - 1/8	AUGUSTA	GA	EDR Historical Auto Stations
30901	1000823089	110005704167	AIKEN AUTO PARTS ICN DBA NAPA AUTO	1337 REYNOLDS ST	F, WNW, 1/8 - 1/4	AUGUSTA	GA	RCRA-CESQG, FINDS
30901	1000132390	110005673173	AUTOMOTIVE REFINISH TECH	1350 REYNOLDS ST	L, WNW, 1/4 - 1/2	AUGUSTA	GA	RCRA-NonGen, FINDS
30901	1015227850			1434 REYNOLDS ST		AUGUSTA	GA	EDR Historical Auto Stations
30901	1021573019		AUTO COLOR CO	1437 REYNOLDS ST	**	AUGUSTA	GA	EDR Historical Auto Stations
30901	1009614307			1441 REYNOLDS ST		AUGUSTA	GA	EDR Historical Auto Stations
30901	1015232115			1465 REYNOLDS ST		AUGUSTA	GA	EDR Historical Auto Stations
30901	1009614340		BURTONS & TERRYS GARAGE	1466 REYNOLDS ST		AUGUSTA	GA	EDR Historical Auto Stations
30901	1004686502	110005682699	HUNTERS PAINT & BODY SHOP INC	1471 REYNOLDS ST		AUGUSTA	GA	RCRA-NonGen, FINDS
30901	1006773659	110013429478	CIRCLE K #2705372	1488 REYNOLDS ST		AUGUSTA	GA	FINDS
30901	U001492972	9121036	CIRCLE K #2705372	1488 REYNOLDS ST	S, WNW, 1/2 - 1	AUGUSTA	GA	LUST, UST
30901	A100334071		CIRCLE K #5372	1488 REYNOLDS STREET		AUGUSTA	GA	AST
30901	1009615667		WALLACE TRANSMISSION	431 REYNOLDS STREET		AUGUSTA	GA	EDR Historical Auto Stations
30901	1000688250	110005282960	THE AUGUSTA CHRONICLE-HERALD	450 REYNOLDS ST		AUGUSTA	GA	RCRA-NonGen, FINDS
30901	1009615936			699 REYNOLDS ST		AUGUSTA	GA	EDR Historical Auto Stations
30901	1004686385	110005673128	DAVISONS AUTO SERVICE INC	699 REYNOLDS ST		AUGUSTA	GA	RCRA-NonGen, FINDS
30901	1021717557		SATCHERS GARAGE	7215 REYNOLDS ST	**	AUGUSTA	GA	EDR Historical Auto Stations
30901	1006789411	01210050	PARK RITE PARKING	845 REYNOLDS ST	O, SE, 1/4 - 1/2	AUGUSTA	GA	LUST, UST
30901	U001493001	9121070	EDMUNDS RIVERWALK BAR B QUE/SERV	902 REYNOLDS ST @ NINTH ST	O, SE, 1/4 - 1/2	AUGUSTA	GA	UST
30901	1020130292		CITY AUTO SUPPLY	916-18 REYNOLDS ST	**	AUGUSTA	GA	EDR Historical Auto Stations
30901	1015393858			2917 RIVER W DR		AUGUSTA	GA	EDR Historical Auto Stations
30901	1006806566	110014375229	AUGUSTA TRAFFIC ENGEERING FACILITY	328 RIVER FRONT DR		AUGUSTA	GA	RCRA-NonGen, FINDS
30901	1020693451		EAST AUGUSTA AUTO-PNT-BDY SHOP	134 SAN BARVARIA RD	**	AUGUSTA	GA	EDR Historical Auto Stations
30901	1021157328		CHANCE & HUDSON GARAGE	125 1/2 SAND BX RD	**	AUGUSTA	GA	EDR Historical Auto Stations
30901	1021574742		DOMESTIC AUTO BROKERS	126 SAND BAR FERRY RD	**	AUGUSTA	GA	EDR Historical Auto Stations
30901	1009614180		LOCO RANICE AUTO SERVICE	127 SAND BAR FERRY RD		AUGUSTA	GA	EDR Historical Auto Stations
30901	1000237519	110005666733	CASH BATTERY CO	128 SAND BAR FERRY RD		AUGUSTA	GA	CERCLIS-NFRAP, RCRA-NonGen, FINDS
30901	93156170			128 SAND BAR FERRY RD		AUGUSTA	GA	ERNS
30901	S112370617		CASH BATTERY	128 SAND BAR ROAD		AUGUSTA	GA	

EDR ZIP Code Scan Report

ZIP	EDR-ID	Facility ID	Name	Address	Map/Dir/Dist	City	State	Databases
30901	1022185959		J & K DIESEL LLC	130 SAND BAR FERRY RD	**	AUGUSTA	GA	EDR Historical Auto Stations
30901	1020641773		BOARDMAN ALONZO INC	209 SAND BAR FERRY RD	**	AUGUSTA	GA	EDR Historical Auto Stations
30901	1015733296	GAD033585985	TEXACO INC BOARDMAN OIL CO	209 SAND BAR FERRY RD		AUGUSTA	GA	CERCLIS-NFRAP, RCRA-NonGen
30901	1015321573			211 SAND BAR FERRY RD		AUGUSTA	GA	EDR Historical Auto Stations
30901	1021285793		A & W OIL & TIRE CO INC	211 SAND BAR FERRY RD	**	AUGUSTA	GA	EDR Historical Auto Stations
30901	1022009078		M & J AUTOMOTIVE	327 SAND BAR FERRY RD	**	AUGUSTA	GA	EDR Historical Auto Stations
30901	S110694310		PULL-A-PART OF AUGUSTA	327 SAND BAR FERRY ROAD		AUGUSTA	GA	NPDES
30901	1015428596			329 SAND BAR FERRY RD		AUGUSTA	GA	EDR Historical Auto Stations
30901	1015430902			331 SAND BAR FERRY RD		AUGUSTA	GA	EDR Historical Auto Stations
30901	1020504869		B & G AUTO	331 SAND BAR FERRY RD	**	AUGUSTA	GA	EDR Historical Auto Stations
30901	1014389549	GAR000059865	GATOR COCHRAN CONSTRUCTION INC	527 SAND BAR FERRY RD		AUGUSTA	GA	RCRA-NonGen
30901	1014696357	110042425961	GATOR COCHRAN CONSTRUCTION INC	527 SAND BAR FERRY RD		AUGUSTA	GA	FINDS
30901	1015548152			545 SAND BAR FERRY RD		AUGUSTA	GA	EDR Historical Auto Stations
30901	1004688272	110005720194	GATOR COCHRAN CONSTRUCTION	607 SAND BAR FERRY RD		AUGUSTA	GA	RCRA-NonGen, FINDS
30901	1015677895			93 SAND BAR FERRY RD		AUGUSTA	GA	EDR Historical Auto Stations
30901	1000333235	110005678383	GARDNER PAINT & BODY-RIVER FRONT (	93 SAND BAR FERRY RD		AUGUSTA	GA	RCRA-CESQG, FINDS
30901	1022259000		CROOK PAINT & BODY WORKS INC	93 SAND BAR FERRY ROAD	**	AUGUSTA	GA	EDR Historical Auto Stations
30901	1022127139		LYNNS FOOD STORES INC	SAND BAR FERRY RD	**	AUGUSTA	GA	EDR Historical Auto Stations
30901	1000144589	110005667000	ST SERVICES	209 SANDBAR FERRY RD		AUGUSTA	GA	FINDS, LUST, UST
30901	S112371021		BOARDMAN OIL COMPANY	211 SANDBAR FERRY ROAD		AUGUSTA	GA	
30901	S112371020		BOARDMAN OIL COMPANY	211 SANDBAR FERRY ROAD		AUGUSTA	GA	
30901	1021545482		COOPERS TRUCK & AUTO REPAIR	417 SANDBAR FERRY RD	**	AUGUSTA	GA	EDR Historical Auto Stations
30901	1020442995		PURE ICE & WATER COMPANY	545 SANDBAR FERRY RD	**	AUGUSTA	GA	EDR Historical Auto Stations
30901	U003157650	01210053	SMILE GAS #106	545 SANDBAR FERRY RD		AUGUSTA	GA	LUST, UST
30901	S112369245		BOARDMAN OIL CO	545 SANDBAR FERRY ROAD		AUGUSTA	GA	
30901	S110820828		BRICKERS ORGANIC FARMS	824 SANDBAR FERRY ROAD		AUGUSTA	GA	
30901	1008212088	110020870592		SANDBAR FERRY JR HS 320 KENTUCK A\		AUGUSTA	GA	FINDS
30901	1021987612		JIMMYS PAINT-BODY SHOP	111 SANDBER FERRY RD	**	AUGUSTA	GA	EDR Historical Auto Stations
30901	1009612757		CLEAN RITE CLEANERS	1626 SAVANNAH RD		AUGUSTA	GA	EDR Historical Cleaners
30901	1021163606		RICHMOND GLASS CO	1719 SAVANNAH RD	**	AUGUSTA	GA	EDR Historical Auto Stations
30901	1021884797		SPEEDWAY AUTO PARTS	2000 SAVANNAH RD	**	AUGUSTA	GA	EDR Historical Auto Stations
30901	1021137666		DICKS PAINT & BODY WORKS INC	933-41 SEVENTH ST	**	AUGUSTA	GA	EDR Historical Auto Stations
30901	1021071549		SILBERT AUTO SUPPLY CO INC	214-18 SIXTH ST	**	AUGUSTA	GA	EDR Historical Auto Stations
30901	1000427960	110005672316	AUGUSTA TRUCK SALES	510 SKYVIEW DR		AUGUSTA	GA	RCRA-NonGen, FINDS
30901	1020751319		FORT GORDON BUS CO INC	S/S SKYVIEW DR	**	AUGUSTA	GA	EDR Historical Auto Stations
30901	1005626048	110011911057	DSM	SSS	**	AUGUSTA	GA	FINDS
30901	1021675718		AUGUSTA AUTO CLINIC INC	1 7TH ST APT 1603	**	AUGUSTA	GA	EDR Historical Auto Stations
30901	1021640505		RM STOKES AUTO REPAIR	1001 10TH ST	**	AUGUSTA	GA	EDR Historical Auto Stations
30901	1009613870		WEEKS AUTO REPAIR & TRANSM SVC	101 13TH ST	B, WNW, 1/8 - 1/4	AUGUSTA	GA	EDR Historical Auto Stations
30901	U002081122	09121123	AUGUSTA STATE FARMERS MARKET	1150 5TH ST ON WALTON ST SIDE		AUGUSTA	GA	LUST, UST
30901	1015169527			1155 5TH ST		AUGUSTA	GA	EDR Historical Auto Stations
30901	1020929935		RICHARDS BODY WORKS	1155 5TH ST	**	AUGUSTA	GA	EDR Historical Auto Stations
30901	1015186139			1220 12TH ST		AUGUSTA	GA	EDR Historical Auto Stations
30901	1007289386		PAINE COLLEGE	1235 15TH ST		AUGUSTA	GA	FTTS
30901	1009614218			1325 12TH ST		AUGUSTA	GA	EDR Historical Auto

EDR ZIP Code Scan Report

ZIP	EDR-ID	Facility ID	Name	Address	Map/Dir/Dist	City	State	Databases
								Stations
30901	1009614262		BEARDS TEXACO SERVICE	1402 15TH ST		AUGUSTA	GA	EDR Historical Auto Stations
30901	1018287830		CASTLEBERRY FOOD COMPANY	1621-25 15TH ST		AUGUSTA	GA	ICIS
30901	1009614554		SMILE GAS INC	1714 15TH ST		AUGUSTA	GA	EDR Historical Auto Stations
30901	U003158457	9121173	RICHMOND CO BOARD OF EDUCATION M	1781 15TH ST		AUGUSTA	GA	LUST, UST
30901	1006792278	110013617210	RICHMOND CO BOARD OF EDUCATION M	1781 15TH ST		AUGUSTA	GA	FINDS
30901	1009614698			1901 15TH ST		AUGUSTA	GA	EDR Historical Auto Stations
30901	1021890459		EAST GEORGIA SUPPLY CO INC	1939 15TH ST	**	AUGUSTA	GA	EDR Historical Auto Stations
30901	1009614819			203 13TH ST		AUGUSTA	GA	EDR Historical Auto Stations
30901	1016208883	110005697095	BP OIL SITE #45242	203 13TH ST AND BROAD		AUGUSTA	GA	FINDS
30901	1015316995			209 15TH ST		AUGUSTA	GA	EDR Historical Auto Stations
30901	1004686964	110005699075	BODIE JOHN & SONS	304 13TH ST	N, WSW, 1/4 - 1/2	AUGUSTA	GA	RCRA-NonGen, FINDS
30901	1009615362			305 12TH ST		AUGUSTA	GA	EDR Historical Auto Stations
30901	1009615370			307 12TH ST		AUGUSTA	GA	EDR Historical Auto Stations
30901	1004688629	110012244133	GEORGIA HATTERS & CLEANERS	318 8TH ST		AUGUSTA	GA	DRYCLEANERS, RCRA-NonGen, FINDS
30901	1009615620		SNELLING & BESSINGER PURE OIL	405 5TH ST		AUGUSTA	GA	EDR Historical Auto Stations
30901	S117050521		LEVEL 3 - AUGUSTA - AGSTGAGH	419 11TH ST		AUGUSTA	GA	TIER 2
30901	1009613254		WILLIFORD CLEANERS INC	426-28 8TH ST		AUGUSTA	GA	EDR Historical Cleaners
30901	1009615699			47 13TH ST	B, WNW, 1/8 - 1/4	AUGUSTA	GA	EDR Historical Auto Stations
30901	1009615764			518 13TH ST		AUGUSTA	GA	EDR Historical Auto Stations
30901	1000357626	110005282327	GEORGIA AUTO BODY REPAIR	518 13TH ST		AUGUSTA	GA	RCRA-NonGen, FINDS
30901	1000688257	110005283022	US POSTAL SVC	525 8TH ST		AUGUSTA	GA	RCRA-NonGen, FINDS
30901	1015569785			602 12TH ST		AUGUSTA	GA	EDR Historical Auto Stations
30901	1015579195			620 12TH ST		AUGUSTA	GA	EDR Historical Auto Stations
30901	2009047460		621 12TH ST	621 12TH ST		AUGUSTA	GA	HMIRS
30901	2014004424		621 12TH ST	621 12TH ST		AUGUSTA	GA	HMIRS
30901	2013002922		621 12TH ST	621 12TH ST		AUGUSTA	GA	HMIRS
30901	2009052048		621 12TH ST	621 12TH ST		AUGUSTA	GA	HMIRS
30901	2013009392		621 12TH ST	621 12TH ST		AUGUSTA	GA	HMIRS
30901	1006790735	1210321	COLORCRAFT CORP	626 13TH ST		AUGUSTA	GA	UST
30901	1014696115	110043178209	THOMPSON BUILDING WRECKING COMP/	664 11TH ST		AUGUSTA	GA	FINDS
30901	U001483201	1210076	RICHMOND SUPPLY CO	700 7TH ST		AUGUSTA	GA	UST
30901	1016219442	110007182734	C-CONN ABATEMENT	802 7TH ST		AUGUSTA	GA	FINDS
30901	U001483442	1210371	SOUTHERN ROOFING & INSULATING CO	811 5TH ST		AUGUSTA	GA	UST
30901	1008880362	GAR000043125	AUGUSTA-RICHMOND COUNTY CORONEI	912 8TH ST		AUGUSTA	GA	RCRA-NonGen
30901	1008912858	110024248759	AUGUSTA-RICHMOND COUNTY CORONEI	912 8TH ST		AUGUSTA	GA	FINDS
30901	1016352714	110039556566	GOLDBERG BROTHERS SALVAGE COMP/	124 13TH ST, AUGUSTA-RICHMOND COUI		AUGUSTA	GA	US BROWNFIELDS, FINDS
30901	2009898888			1621 15TH ST.		AUGUSTA	GA	ERNS
30901	S107750940	324500145	INDUSTRIAL METAL FINISHING	620 12TH ST.		AUGUSTA	GA	AIRS
30901	1012088031	110038669866	GEORGIA DEPT OF TRANS	STATE ROUTE 4	**	AUGUSTA	GA	FINDS
30901	1021137661		RHODES AUTO SERVICE	1151 STH ST	**	AUGUSTA	GA	EDR Historical Auto Stations
30901	S110648061		FORMER GEORGIA GOLF HALL OF FAME	1 11TH STREET	A, West, 0 - 1/8	AUGUSTA	GA	NON HSI
30901	1009614035		BETHUNES TIRE & RETREADING INC	115 5TH STREET		AUGUSTA	GA	EDR Historical Auto Stations
30901	2005745910			1150 5TH STREET		AUGUSTA	GA	ERNS
30901	S109508283		QWEST COMMUNICATIONS - AUGUSTA P	1201 6TH STREET	**	AUGUSTA	GA	TIER 2
30901	1014695207	110041888990	1308 12TH STREET	1308 13TH STREET		AUGUSTA	GA	FINDS
30901	1009612718		AUGUSTA LINEN SERVICE INC	1509 15TH STREET		AUGUSTA	GA	EDR Historical Cleaners
30901	95315205			1621 15TH STREET		AUGUSTA	GA	ERNS
30901	1011818304		CASTLEBERRY'S FOOD COMPANY	1621 15TH STREET		AUGUSTA	GA	RMP
30901	1006030701	110001423157	CASTLEBERRY'S FOOD COMPANY	1621 15TH STREET		AUGUSTA	GA	FINDS
30901	95311070			1621 15TH STREET		AUGUSTA	GA	ERNS
30901	95315200			1621 15TH STREET		AUGUSTA	GA	ERNS
30901	1017819847	110064504317	T.W.JOSEY COMPREHENSIVE HIGH SCHC	1701 15TH STREET		AUGUSTA	GA	FINDS
30901	1020392794		PERRY AND SON TEXACO	2213 15TH STREET	**	AUGUSTA	GA	EDR Historical Auto Stations

EDR ZIP Code Scan Report

ZIP	EDR-ID	Facility ID	Name	Address	Map/Dir/Dist	City	State	Databases
30901	S109604791		KINSEY AUTO	508 13TH STREET	84, SW, 1/4 - 1/2	AUGUSTA	GA	NON HSI
30901	S112369592		GA AUTO BODY REPAIR	518 13TH STREET		AUGUSTA	GA	
30901	S117390431		U.S.P.S. AUX VEHICLE MAINTENANCE FA(	525 8TH STREET		AUGUSTA	GA	NPDES
30901	1005525310	110001414906	DON OLSON TOTAL CAR CARE	617 15TH STREET		AUGUSTA	GA	FINDS
30901	1012178000	GAR000056762	FEDEX FREIGHT INC	621 12TH STREET		AUGUSTA	GA	RCRA-CESQG
30901	1012074220	110044304099	FEDEX FREIGHT INC	621 12TH STREET		AUGUSTA	GA	FINDS
30901	1008292225	110036740355	JENKINS-WHITE ELEMENTARY SCHOOL	800 15TH STREET		AUGUSTA	GA	FINDS
30901	1000507722	110000789022	ATLANTA GAS LIGHT CO-AUGUSTA MGP :	807 8TH STREET	V, South, 1/2 - 1	AUGUSTA	GA	CORRACTS, RCRA-NonGen, FINDS
30901	1014694931	110041874932	811 5TH STREET	811 5TH STREET		AUGUSTA	GA	FINDS
30901	S112371278		AUGUSTA FIRE DEPT	825 8TH STREET		AUGUSTA	GA	
30901	S117053218		FPL FOOD, LLC -FARMER'S MARKET	1150 5TH STREET, BUILDING 60		AUGUSTA	GA	TIER 2
30901	S107773350	FATR20063HFLW8017Q04 -- FPL FOOD, LLC -FARMER'S MARKET -- 1150 5TH STREET, BUILDING 60				AUGUSTA	GA	TIER 2
30901	1021152892		COMBS & SONS AUTO SHOP	1483 SUNSET AVE	**	AUGUSTA	GA	EDR Historical Auto Stations
30901	U001483319	01210224	BELLSOUTH TELECOM/AGSTGASA R6503	1574 SUNSET AVE		AUGUSTA	GA	LUST, UST
30901	1014694929	110041874914	1364 SWANEE QUINTET BOULEVARD	1364 SWANEE QUINTET BOULEVARD		AUGUSTA	GA	FINDS
30901	1021056778		JIMMYS TRANSMISSION	1365 SWANEE QUINTET BLVD	**	AUGUSTA	GA	EDR Historical Auto Stations
30901	1021927175		DIXIE SERVICE STATION	1223 SWIGGS ST	**	AUGUSTA	GA	EDR Historical Auto Stations
30901	1015383665			2762 TABACCO RD		AUGUSTA	GA	EDR Historical Auto Stations
30901	A100334036		ANIMONS GROCERY	610 TAYLOR STREET		AUGUSTA	GA	AST
30901	1008408740		AUGUSTA GAS LIGHT (COAL GAS FACILIT	TAYLOR AND KING STREETS	109, South, 1/2 - 1	AUGUSTA	GA	Manufactured Gas Plants
30901	1000320439	110005684456	JOHNSON ISUZU INC	1000 TELFAIR ST		AUGUSTA	GA	RCRA-NonGen, FINDS
30901	1006790884	110013603136	PONTIAC MASTER AUTO SERVICE INC	1027 TELFAIR ST	80, SSW, 1/4 - 1/2	AUGUSTA	GA	FINDS, LUST, UST
30901	S117050279		AUGUSTA	1109 TELFAIR ST.		AUGUSTA	GA	TIER 2
30901	1009614090			1205 TELFAIR ST		AUGUSTA	GA	EDR Historical Auto Stations
30901	1020614563		PHILLIPS RALPH AUTO GLASS SV	1243 TELFAIR ST	**	AUGUSTA	GA	EDR Historical Auto Stations
30901	S112373075		DOLATT	201 E TELFAIR ROAD		AUGUSTA	GA	
30901	1015350663			236 TELFAIR ST		AUGUSTA	GA	EDR Historical Auto Stations
30901	U004141843		NEW LIBRARY SITE	823 TELFAIR STREET	R, South, 1/2 - 1	AUGUSTA	GA	LUST, UST
30901	U003920749	01210418	BORDEN INC	914 TELFAIR ST	86, South, 1/4 - 1/2	AUGUSTA	GA	LUST, UST
30901	1000186494	110005666074	BORDEN DAIRY & SERVICES	914 TELFAIR ST		AUGUSTA	GA	RCRA-NonGen, FINDS
30901	S107489399	10000960	FORMER GULF OIL GAS STATION	TELFAIR STREET	**	AUGUSTA	GA	LUST
30901	U004022638	10000960	FORMER GULF OIL GAS STATION	TELFAIR STREET	**	AUGUSTA	GA	UST
30901	1006788870	09000075	GARRENS CORNER BP	203 THIRTEENTH ST @ BROAD ST	M, WSW, 1/8 - 1/4	AUGUSTA	GA	LUST, UST
30901	U004188454		BODIES SHELL	306 THIRTEENTH ST	N, WSW, 1/4 - 1/2	AUGUSTA	GA	UST
30901	1014695168	110041153284	SANDYS 4X4;9121230	628 THIRTEENTH ST		AUGUSTA	GA	FINDS
30901	U003763515	09121230	SANDYS 4X4	628 THIRTEENTH ST	T, SW, 1/2 - 1	AUGUSTA	GA	LUST, UST
30901	U001629352	9121092	DAVIDSON SCHOOL OF FINE ARTS SIT	THIRTEENTH ST		AUGUSTA	GA	UST
30901	1004461900	110001424432	SOUTHERN MILLING CO	1015 TWIGGS ST		AUGUSTA	GA	AIRS, FINDS
30901	1014974519			1100 TWIGGS ST		AUGUSTA	GA	EDR Historical Cleaners
30901	1006772671	110013419531	PETRO MART #628	1127 TWIGGS ST		AUGUSTA	GA	FINDS, LUST, UST
30901	1009614016		WALFORDS FOOD & GAS	1127 TWIGGS ST		AUGUSTA	GA	EDR Historical Auto Stations
30901	1000506692	110005695426	MURPHY OIL USA INC	1127 TWIGGS STREET		AUGUSTA	GA	RCRA-NonGen, FINDS
30901	1009614113		DIXIE SERVICE STATION	1223 TWIGGS ST		AUGUSTA	GA	EDR Historical Auto Stations
30901	1014696603		R & R TRUCK REPAIR, INC.	640 TWIGGS ST.		AUGUSTA	GA	
30901	1021668879		M S D INC	820 TWIGGS ST	**	AUGUSTA	GA	EDR Historical Auto Stations
30901	U003003187	01210057	KOGER-WALTERS OIL CO INC	820 TWIGGS ST		AUGUSTA	GA	LUST, UST
30901	1000408288	110001424600	SOUTHERN ROADBUILDERS APAC-GA IN(	1310 WALKER ST		AUGUSTA	GA	RCRA-NonGen, FINDS
30901	S117053668		AMERICAN CONCRETE - AUGUSTA PLAN	1310 WALKER STREET		AUGUSTA	GA	TIER 2
30901	U001483379	1210292	AMERICAN CONCRETE - AUGUSTA PLAN	1310 WALKER STREET		AUGUSTA	GA	TIER 2, UST
30901	S107771620	FATR20062VQP9C0024P5 -- AMERICAN CONCRETE - AUGUSTA PLANT -- 1310 WALKER STREET				AUGUSTA	GA	TIER 2
30901	1012085462	110038526486	AMERICAN CONCRETE - DOWNTOWN	1310 WALKER STREET		AUGUSTA	GA	FINDS
30901	S107751986	324500094	AMERICAN CONCRETE - AUGUSTA PLAN	1310 WALKER STREET		AUGUSTA	GA	AIRS, NPDES, TIER 2
30901	S118160737		ROCKTENN AUGUSTA RECYCLE	1311 WALKER ST.		AUGUSTA	GA	TIER 2
30901	S110820957		ROCK-TENN	1311 WALKER ST.	87, WSW, 1/4 - 1/2	AUGUSTA	GA	NPDES, TIER 2, SWF/LF
30901	S117049781		BELLSOUTH - R6504	440 WALKER ST		AUGUSTA	GA	TIER 2
30901	S111277887		BELLSOUTH - R6504	440 WALKER ST		AUGUSTA	GA	TIER 2
30901	1020943606		SUMMIT WORKS LIP	936 WALKER ST	**	AUGUSTA	GA	EDR Historical Auto Stations
30901	U001493005	9121074	MAPELLI BROTHERS	944 WALKER ST		AUGUSTA	GA	UST
30901	S102867579		FIRST UNION NATIONAL BANK TRACT 'C'	WALKER STREET AT 9TH STREET	92, South, 1/2 - 1	AUGUSTA	GA	DEL SHWS

EDR ZIP Code Scan Report

ZIP	EDR-ID	Facility ID	Name	Address	Map/Dir/Dist	City	State	Databases
30901	1021247929		MILEX PRECISION TUNE UP CTR*	10007 WALTON WAY	**	AUGUSTA	GA	EDR Historical Auto Stations
30901	1000370912	110005706539	SHERWIN WILLIAMS CO	1001 WALTON WAY		AUGUSTA	GA	RCRA-NonGen, FINDS
30901	1009613869		ATLAS AUTOMOTIVE INC	1005 WALTON WAY		AUGUSTA	GA	EDR Historical Auto Stations
30901	1015123781			1009 WALTON WAY		AUGUSTA	GA	EDR Historical Auto Stations
30901	1021082038		ATLAS AUTOMOTIVE INC	1009 WALTON WAY	**	AUGUSTA	GA	EDR Historical Auto Stations
30901	U001492986	09121053	SPEED CAR WASH	1022 WALTON WAY		AUGUSTA	GA	LUST, UST
30901	1009613906		EUBANKS AUTO & TRUCK ALIGNMENT	1023 WALTON WAY		AUGUSTA	GA	EDR Historical Auto Stations
30901	1021188113		ATLAS AUTOMOTIVE INC	105 WALTON WAY	**	AUGUSTA	GA	EDR Historical Auto Stations
30901	1015153561			1101 WALTON WAY		AUGUSTA	GA	EDR Historical Auto Stations
30901	1014696602	110001414899	JOHNSON MOTOR COMPANY OF GEORGI	1122 WALTON WAY		AUGUSTA	GA	FINDS
30901	U001489616	09000630	JOHNSON MOTOR CO OF GA	1122 WALTON WAY		AUGUSTA	GA	LUST, UST
30901	1009612592		ONE HOUR MARTINIZING	1202 WALTON WAY		AUGUSTA	GA	EDR Historical Cleaners
30901	1018686073		ONE HOUR CLEANERS RISING	1202 WALTON WAY WAY	**	AUGUSTA	GA	EDR Historical Cleaners
30901	1009614099		SWEETWATER INC	1210 WALTON WAY		AUGUSTA	GA	EDR Historical Auto Stations
30901	1000155155	110005682680	SWEETWATER AUTOMOTIVE - PAINT & B(	1210 WALTON WAY		AUGUSTA	GA	RCRA-NonGen, FINDS
30901	1000370634	110005677758	FAIRWAY FORD OF AUGUSTA	1225 WALTON WAY		AUGUSTA	GA	RCRA-NonGen, FINDS
30901	1001636475	9121219	UNIVERSITY HOSPITAL	1350 WALTON WAY		AUGUSTA	GA	UST
30901	1004688346	110013937384	UNIVERSITY HOSPITAL	1350 WALTON WAY		AUGUSTA	GA	AIRS, TIER 2, RCRAInfo-SQG, FINDS, LUST
30901	1006792030	09121102	AUGUSTA FIRE STATION #2	1491 WALTON WAY		AUGUSTA	GA	LUST, UST
30901	S111026671		SEARS PROPERTY	1499 WALTON WAY		AUGUSTA	GA	LUST
30901	U004188689		SEARS PROPERTY	1499 WALTON WAY		AUGUSTA	GA	UST
30901	S105872283		WESTERN SIZZLIN	1537 WALTON WAY	115, West, 1 - 2	AUGUSTA	GA	NON HSI
30901	1006791688	110013611289	SEARS PROPERTY	1615 WALTON WAY		AUGUSTA	GA	FINDS
30901	U001483369	01210278	RED LION TEXACO	1934 WALTON WAY		AUGUSTA	GA	LUST, UST
30901	1022155101		RICKS PAINT & BODY SHOP INC	449 WALTON WAY	**	AUGUSTA	GA	EDR Historical Auto Stations
30901	U001483198	1210073	WALTON WAY PLANT	602 WALTON WAY		AUGUSTA	GA	UST
30901	1020154900		LUFRON INC	602 WALTON WAY	**	AUGUSTA	GA	EDR Historical Auto Stations
30901	U001483188	1210062	COLISEUM AMOCO	620 WALTON WAY		AUGUSTA	GA	UST
30901	U003007283	9121144	COLISEUM AMOCO	801 WALTON WAY		AUGUSTA	GA	UST
30901	1006773255	110013425409	COLISEUM AMOCO	801 WALTON WAY		AUGUSTA	GA	AST, FINDS
30901	U001489197	09000068	CIRCLE K STORE #3173	902 WALTON WAY		AUGUSTA	GA	LUST, UST
30901	S103224228	10132	ATLANTA GAS LIGHT COMPANY - AUGUS	WALTON WAY & EIGHTH STREET (807 8TI	V, South, 1/2 - 1	AUGUSTA	GA	SHWS
30901	1021800799		CLARKS ESSO SERVICE CENTER	2274 WASHINGTON RD	**	AUGUSTA	GA	EDR Historical Auto Stations
30901	2008888555			1325 WATERS EDGE		AUGUSTA	GA	ERNS
30901	1006773456	09121100	AUGUSTA FIRE STATION #1	302 WATKINS ST		AUGUSTA	GA	LUST, UST
30901	1015482172			4141 WINDSOR SPRINGS RD		AUGUSTA	GA	EDR Historical Auto Stations
30901	1021225146		F & M TIRE COMPANY INC	1494 WRIGHTSBORO RD	**	AUGUSTA	GA	EDR Historical Auto Stations
30901	1020469979		SEIGLER SERVICE STATION & GR	3499 WRIGHTSBORO RD	**	AUGUSTA	GA	EDR Historical Auto Stations
30904	1014939945				**	AUGUSTA	GA	DOT OPS
30904	1014939948				**	AUGUSTA	GA	DOT OPS
30904	1014939946				**	AUGUSTA	GA	DOT OPS
30904	1020219965		COMMUNITY GROCERY STORE	RT #2	**	AUGUSTA	GA	EDR Historical Auto Stations
30904	U003296402	9121201	SOUTHERN MACHINE & TOOL COMPANY	1815-15TH ST		AUGUSTA	GA	UST
30904	1021007282		NALLS GARAGE	RT 2	**	AUGUSTA	GA	EDR Historical Auto Stations
30904	2006811071			733 AND A HALF LANEY WLKER BLVD EXT	**	AUGUSTA	GA	ERNS
30904	1020585253		SOUTHEASTERN GARAGE DOORS A	1441 ANTHONY RD	**	AUGUSTA	GA	EDR Historical Auto Stations
30904	A100333994		BENNETT GAS CO., INC. (CLOSED)	ARTHERN & NEW SAVANNAH RD.	**	AUGUSTA	GA	AST
30904	1016339766	110028154967	MCCOLLOUGH TOWNHOUSE SQUARE	1202 AUGUSTA COURT		AUGUSTA	GA	FINDS
30904	1006791247	110013606838	VA MEDICAL CENTER AUGUSTA	800 BAILEY DR		AUGUSTA	GA	FINDS, LUST
30904	U004198101		VA MEDICAL CENTER AUGUSTA	800 BAILIE ST		AUGUSTA	GA	UST
30904	1021038655		NELSON ALVIN	2203 BAYVALE RD	**	AUGUSTA	GA	EDR Historical Auto Stations
30904	1021052383		AUGUSTA CAR CARE INC	1804 BELMONT AVE	**	AUGUSTA	GA	EDR Historical Auto

EDR ZIP Code Scan Report

ZIP	EDR-ID	Facility ID	Name	Address	Map/Dir/Dist	City	State	Databases
								Stations
30904	1010047577	110028160718	WESLEY ARMS APARTMENTS	1815 BELMONT		AUGUSTA	GA	FINDS
30904	1009401932		WESLEY ARMS APARTMENTS	1815 BELMONT AVE.		AUGUSTA	GA	FTTS
30904	1022140018		HIGHLAND AVE SERVICE STATION	499 BERCKMAN RD	**	AUGUSTA	GA	EDR Historical Auto Stations
30904	1009634697			508 BERCKMAN ROAD		AUGUSTA	GA	DOT OPS
30904	S112371130		BURNING	2725 BERRY DRIVE		AUGUSTA	GA	
30904	S112371912		UNKNOWN CREEK DISCOLORATION	BETWEEN MONTCLAIR AND CROWSTON	**	AUGUSTA	GA	
30904	1014695206	110041888981	1648 BRINSON STREET	1648 BRINSON STREET		AUGUSTA	GA	FINDS
30904	1021325602		C & W TIRE SERVICE INC	1165 BROAD ST	**	AUGUSTA	GA	EDR Historical Auto Stations
30904	1021718243		MARVINS AUTO UPHOLSTERY SHOP	1406 BROAD ST	**	AUGUSTA	GA	EDR Historical Auto Stations
30904	U001483186	1210060	HOLMES AMOCO	1501 BROAD ST		AUGUSTA	GA	UST
30904	1009614382		HOLMES AMOCO	1501 BROAD ST		AUGUSTA	GA	EDR Historical Auto Stations
30904	1012087989	110038669857	AMICKS BROILER FARM	1515 BROAD STREET		AUGUSTA	GA	FINDS
30904	1009612734		SUNSHINE CLEANERS	1537 BROAD ST		AUGUSTA	GA	EDR Historical Cleaners
30904	1021609206		4131 GARAGE FLEET MANAGEMENT	1568 BROAD ST	**	AUGUSTA	GA	EDR Historical Auto Stations
30904	1001126928	110009358845	FIRST VEHICLE SERVICES INC #49080	1568 BROAD ST		AUGUSTA	GA	RCRA-CESQG, FINDS
30904	1000440384	GAD981234032	FIRST VEHICLE SERVICES	1568 BROAD ST		AUGUSTA	GA	RCRA-NonGen
30904	S118479241		AUGUSTA FLEET MGT	1568 BROAD STREET, BLDG C		AUGUSTA	GA	NPDES
30904	A100334006		U-HAUL COMPANY OF GEORGIA	1589 BROAD STREET		AUGUSTA	GA	AST
30904	1015002707			1680 BROAD ST		AUGUSTA	GA	EDR Historical Cleaners
30904	S118160468		STANDARD TEXTILE AUGUSTA, INC.	1697 BROAD STREET		AUGUSTA	GA	TIER 2
30904	1006773205	09121238	POMERANCE PARCEL	1709-1759 BROAD ST		AUGUSTA	GA	LUST, UST
30904	1009614600		EDS SPUR STATION	1755 BROAD ST		AUGUSTA	GA	EDR Historical Auto Stations
30904	U004188248		UNKNOWN	1763 BROAD STREET		AUGUSTA	GA	UST
30904	S110591348		UNKNOWN	1763 BROAD STREET		AUGUSTA	GA	LUST
30904	1009614624			1801 BROAD ST		AUGUSTA	GA	EDR Historical Auto Stations
30904	1009614635			1807 BROAD ST		AUGUSTA	GA	EDR Historical Auto Stations
30904	1015280604			1814 BROAD ST		AUGUSTA	GA	EDR Historical Auto Stations
30904	1005624343		BROAD STREET MANAGEMENT, INC.	1939B BROAD STREET		AUGUSTA	GA	FTTS
30904	1016299115	110011887609	BROAD STREET MANAGEMENT, INC.	1939B BROAD STREET		AUGUSTA	GA	FINDS
30904	1015014021			2023 BROAD ST		AUGUSTA	GA	EDR Historical Cleaners
30904	1009614831		BRS	2039 BROAD ST		AUGUSTA	GA	EDR Historical Auto Stations
30904	1022185736		HERB BECKHAMS BP SERVICE CTR	2041 BROAD ST	**	AUGUSTA	GA	EDR Historical Auto Stations
30904	1009614853			2064 BROAD ST		AUGUSTA	GA	EDR Historical Auto Stations
30904	1006792708	110013621553	BOSWELL SERVICE CENTER	2064 BROAD STREET		AUGUSTA	GA	FINDS
30904	U003728670	9121210	BOSWELL SERVICE CENTER	2064 BROAD STREET		AUGUSTA	GA	LUST, UST
30904	1009614933			2176 BROAD ST		AUGUSTA	GA	EDR Historical Auto Stations
30904	1006789284	110013587029	LAKE PANTRY	2177 BROAD ST		AUGUSTA	GA	FINDS
30904	U001483196	1210071	KING FOOD MART	2177 BROAD ST		AUGUSTA	GA	UST
30904	1015022401			2274 BROAD ST		AUGUSTA	GA	EDR Historical Cleaners
30904	U003551247	09000255	7 ELEVEN STORE 1433 #18754	2274 BROAD ST		AUGUSTA	GA	LUST, UST
30904	S112370374		JW AUTO TOPS	BROAD & GOODRICH STREET		AUGUSTA	GA	
30904	1009612821			1803 CENTRAL AVE		AUGUSTA	GA	EDR Historical Cleaners
30904	1000424478	110005676330	VOGUE CLEANERS	1803 CENTRAL AVE		AUGUSTA	GA	DRYCLEANERS, RCRA-NonGen, FINDS
30904	U004117440		ESTATE OF E K CHRISTMAS/FORMER PUI	1918 CENTRAL AVE		AUGUSTA	GA	LUST, UST
30904	1006792727	110013621740	CIRCLE K STORE #3181	2058 CENTRAL AVE		AUGUSTA	GA	FINDS, LUST, UST
30904	1021879706		CIRCLE K STORES INC	2058 CENTRAL AVE	**	AUGUSTA	GA	EDR Historical Auto Stations
30904	A100334097		CIRCLE K #3181	2058 CENTRAL AVENUE		AUGUSTA	GA	AST
30904	1000886868	9000285	CENTRAL MART	2061 CENTRAL AVE		AUGUSTA	GA	LUST, UST
30904	1006790231	110013596572	HOLIDAY MARKET #427	2061 CENTRAL AVE		AUGUSTA	GA	FINDS
30904	1009614847		GEORGIA C-MARKETS LLC	2061 CENTRAL AVE		AUGUSTA	GA	EDR Historical Auto Stations
30904	1004686219	110005280757	CIRCLE K #8027	2061 CENTRAL AVE		AUGUSTA	GA	RCRA-NonGen, FINDS
30904	A100346646		TIME SAVER #2	2061 CENTRAL AVENUE		AUGUSTA	GA	AST
30904	1006790295	110013597214	HILL BP GULF STATION	2075 CENTRAL AVE		AUGUSTA	GA	FINDS, LUST, UST
30904	1009612917		LAUNDER HOUSE INC	2120-24 CENTRAL AVE		AUGUSTA	GA	EDR Historical Cleaners

EDR ZIP Code Scan Report

ZIP	EDR-ID	Facility ID	Name	Address	Map/Dir/Dist	City	State	Databases
30904	1006773443	9121103	AUGUSTA FIRE STATION #7	2163 CENTRAL AVE		AUGUSTA	GA	UST
30904	1009613024			2568 CENTRAL AVE		AUGUSTA	GA	EDR Historical Cleaners
30904	1000431171	110005673468	SILVERSTEINS CLEANERS	2568 CENTRAL AVE		AUGUSTA	GA	RCRA-NonGen, FINDS
30904	U003003215	1210210	SILVERSTEIIN'S CLEANERS	2568 CENTRAL AVENUE		AUGUSTA	GA	DRYCLEANERS, UST
30904	1021192508		TIP TOP GRILL	2596-98 CENTRAL AVE	**	AUGUSTA	GA	EDR Historical Auto Stations
30904	1021191056		MUNFORD INC	2611 CENTRAL AVE	**	AUGUSTA	GA	EDR Historical Auto Stations
30904	2006793049			2822 CENTRAL AVE		AUGUSTA	GA	ERNS
30904	2003700165			2822 CENTRAL AVE		AUGUSTA	GA	ERNS
30904	2002619871			2030 CLARK STREET		AUGUSTA	GA	ERNS
30904	S112371812		AMOCO PERFORMANCE	3602 CLINTON ROAD		AUGUSTA	GA	
30904	1016934913		PONDEROSA GEORGIA CORP	3452 COOKIE RD		AUGUSTA	GA	
30904	S107751593	324500149	PONDEROSA GEORGIA CORP	COOKY RD EXTENTION	**	AUGUSTA	GA	AIRS
30904	1015270754			1730 CORNELL DR		AUGUSTA	GA	EDR Historical Auto Stations
30904	U001483299	1210202	SUTHERLAND DIV/GRANITEVILLE CO	510 COTTAGE ST	**	AUGUSTA	GA	UST
30904	S112374786		SUSPECT: LEE S TIN SHOP	702 CRAWFORD AVE (LEE S TIN SHOP)		AUGUSTA	GA	
30904	S107666100		REEVES CONSTRUCTION CO INERT LANI	594 DAMASCUS ROAD	**	AUGUSTA	GA	SWF/LF
30904	1015341286			2267 DARLINGTON DR		AUGUSTA	GA	EDR Historical Auto Stations
30904	1022241120		RICHARDS TEXACO SERVICE	869 DEANS BRIDGE	**	AUGUSTA	GA	EDR Historical Auto Stations
30904	1000431174	110005674145	SILVERSTEINS CLEANERS	3120 DEANS BRIDGE RD		AUGUSTA	GA	RCRA-NonGen, FINDS
30904	1021461941		DAY JOHN S	3050 DEANSBRIDGE RD	**	AUGUSTA	GA	EDR Historical Auto Stations
30904	1016299113	110011887583	WALKER REAL ESTATE, INC. (AUGUSTA)	1143 DRUID PARK		AUGUSTA	GA	FINDS
30904	1005624366		WALKER REAL ESTATE, INC. (AUGUSTA)	1143 DRUID PARK		AUGUSTA	GA	FTTS
30904	1009612624		STARK EMPIRE LDRY & DRY CLG*	1264-66 DRUID PK AV		AUGUSTA	GA	EDR Historical Cleaners
30904	1015285500			1858 EAGLES WAY		AUGUSTA	GA	EDR Historical Auto Stations
30904	1021277314		MAC TRUCK REPAIR	1858 EAGLES WAY	**	AUGUSTA	GA	EDR Historical Auto Stations
30904	1006792036	09121101	AUGUSTA FIRE STATION #4	1866 ELLIS ST		AUGUSTA	GA	LUST, UST
30904	1018490511		TAYLOR-HULSE DRY CLG LDR CTR*	1972-67 ELLIS ST	**	AUGUSTA	GA	EDR Historical Cleaners
30904	1009612871		TAYLOR HULSE DY CLNG LND INC	1976 ELLIS ST		AUGUSTA	GA	EDR Historical Cleaners
30904	1000431177	110005676606	SILVERSTEINS CLEANERS	701 ELLIS ST		AUGUSTA	GA	RCRA-NonGen, FINDS
30904	S117054237		XYTEX CRYO INTERNATIONAL	1100 EMMETT STREET		AUGUSTA	GA	TIER 2
30904	S109507909		XYTEX CRYO INTERNATIONAL	1100 EMMETT STREET		AUGUSTA	GA	TIER 2
30904	1018457040		IRAN CARPETS INC	1277 EMMETT ST	**	AUGUSTA	GA	EDR Historical Cleaners
30904	1009612639		IRAN CARPET CO	1297 EMMETT ST		AUGUSTA	GA	EDR Historical Cleaners
30904	1009612641			1299 EMMETT ST		AUGUSTA	GA	EDR Historical Cleaners
30904	1009612640		FRENCH DRY CLEANING CO	1299 EMMETT ST		AUGUSTA	GA	EDR Historical Cleaners
30904	S116495803		FRENCH DRY CLEANERS	1299 EMMETT STREET		AUGUSTA	GA	DRYCLEANERS
30904	1006772617	110013418989	MAINTENANCE DEPARTMENT	1570 ESSIE MCINTYRE AVE		AUGUSTA	GA	FINDS
30904	U001489629	09000645	RICHMOND CO SCHOOLS MAINT FAC	1570 ESSIE MCINTYRE AVE		AUGUSTA	GA	LUST, SWF/LF, UST
30904	S107752221	324500172	TRANSFLO TERMINAL SERVICES	1765 ESSIE MCINTYRE B		AUGUSTA	GA	AIRS
30904	S110694526		TRANSFLO TERMINAL SERVICES INC	1765 ESSIE MCINTYRE BLVD		AUGUSTA	GA	NPDES
30904	1015270762			1730 FAIRVIEW AVE		AUGUSTA	GA	EDR Historical Auto Stations
30904	1000271962	110005679729	HAWKS AUTOMOTIVE	1810 FAIRVIEW AVE		AUGUSTA	GA	RCRA-NonGen, FINDS
30904	S112372738		AUTO DEALERSHIP	FARRIS ROAD	**	AUGUSTA	GA	
30904	1006792079	110013615212	AUGUSTA RICHMOND COUNTY	1535 FENWICK ST		AUGUSTA	GA	NPDES, FINDS, UST
30904	S117052821		AUGUSTA PUBLIC TRANSIT	1535 FENWICK STREET		AUGUSTA	GA	TIER 2
30904	S109697142		AUGUSTA PUBLIC TRANSIT FACILITY	1535 FENWICK STREET		AUGUSTA	GA	TIER 2
30904	1015303790			2005 FENWICK ST		AUGUSTA	GA	EDR Historical Auto Stations
30904	1020218889		WILLIAMS AUTO ELECTRIC INC	2005 FENWICK ST	**	AUGUSTA	GA	EDR Historical Auto Stations
30904	S117052822		AUGUSTA RIVERFRONT MARINA	1 FIFTH STREET		AUGUSTA	GA	TIER 2
30904	S112187421		AUGUSTA RIVERFRONT MARINA	1 FIFTH STREET		AUGUSTA	GA	TIER 2
30904	S107752325	324500106	USVA VETERANS ADMIN H	1 FREEDOM WAY		AUGUSTA	GA	AIRS
30904	1005873979	110008982280	STANDARD TEXTILE AUGUSTA INC	1701 GOODRICH ST		AUGUSTA	GA	ICIS, FINDS
30904	S107752042	324500040	STANDARD TEXTILE AUGU	1701 GOODRICH ST		AUGUSTA	GA	AIRS, NPDES, TIER 2
30904	S107775184	FATR20062V2FGP003V7Z -- STANDARD TEXTILE AUGUSTA, INC. -- 1701 GOODRICH ST.				AUGUSTA	GA	TIER 2
30904	S117053644		STANDARD TEXTILE AUGUSTA, INC.	1701 GOODRICH ST.		AUGUSTA	GA	TIER 2
30904	1009516955		KING MANUFACTURING CO	1701 GOODRICH STREET		AUGUSTA	GA	FTTS
30904	1014629698		SPARTAN MILLS; JOHN P. KING MANUFAC	1701 GOODRICH STREET		AUGUSTA	GA	PCB TRANSFORMER
30904	1000504413	GAD981253024	STANDARD TEXTILE AUGUSTA INC	1701 GOODRICH STREET		AUGUSTA	GA	PADS, RCRA-CESQG
30904	1014623754		SPARTAN MILLS; JOHN P. KING MANUFAC	1701 GOODRICH STREET		AUGUSTA	GA	PCB TRANSFORMER
30904	S112374700		SPARTAN MILLS	1701 GOODRICH STREET		AUGUSTA	GA	

EDR ZIP Code Scan Report

ZIP	EDR-ID	Facility ID	Name	Address	Map/Dir/Dist	City	State	Databases
30904	1009510415		AVONDALE MILLS INC.	1717 GOODRICH ST		AUGUSTA	GA	FTTS
30904	1007561487		AVONDALE MILLS INC.	1717 GOODRICH ST		AUGUSTA	GA	FTTS
30904	S102601571		AVONDALE MILLS SIBLEY PLANT	1717 GOODRICH STREET		AUGUSTA	GA	BROWNFIELDS, LUST, SPILLS
30904	S107749853	324500010	AVONDALE MILLS SIBLEY	1717 GOODRICH STREET		AUGUSTA	GA	AIRS
30904	1004461823	110001423148	SIBLEY MILL	1717 GOODRICH STREET		AUGUSTA	GA	US BROWNFIELDS, ICIS, FINDS
30904	U004141656		AVONDALE MILLS SIBLEY PLANT	1717 GOODRICH STREET		AUGUSTA	GA	UST
30904	U001483300	1210203	SIBLEY DIVISION	GOODRICH ST		AUGUSTA	GA	UST
30904	1003867983	GAD981003759	GOODRICH STREET LANDFILL	GOODRICH ST	**	AUGUSTA	GA	CERCLIS-NFRAP
30904	1010316255	GAR000048520	KELLY PAINT & BODY LLC	1230 GORDON HWY		AUGUSTA	GA	RCRA-CESQG
30904	1010439052	110031440019	KELLY PAINT & BODY LLC	1230 GORDON HWY		AUGUSTA	GA	FINDS
30904	S110693577		AUGUSTA STEEL AND METAL CO	1468 GORDON HIGHWAY		AUGUSTA	GA	NPDES
30904	U003003222	1210246	CHEVRON FOOD MART	1500 GORDON HWY		AUGUSTA	GA	UST
30904	1006790470	110013598972	CIRCLE K #2705349	1500 GORDON HWY		AUGUSTA	GA	FINDS, LUST
30904	1001024002	110006161321	AMERADA HESS STATION #10217	1535 GORDON HWY #25		AUGUSTA	GA	RCRA-NonGen, FINDS
30904	1000507969	110055110865	REGENCY MALL	1700 GORDON HIGHWAY		AUGUSTA	GA	RCRA-NonGen, FINDS, LUST, UST
30904	U001483480	1210447	J B WHITE & CO	1700 GORDON HWY		AUGUSTA	GA	UST
30904	1004686753	110005693393	PEP BOYS #43	1725 GORDON HWY		AUGUSTA	GA	RCRA-CESQG, FINDS
30904	1021333528		REGENCY TIRE CENTER	1745 GORDON HWY	**	AUGUSTA	GA	EDR Historical Auto Stations
30904	1022147797		AUTOS OF AUGUSTA INC	1760 GORDON HWY	**	AUGUSTA	GA	EDR Historical Auto Stations
30904	1000860188	110005704782	AUGUSTA MITSUBITSHI	1768 GORDON HWY		AUGUSTA	GA	RCRA-NonGen, FINDS
30904	1021327164		S & H MOTORS INC	1768 GORDON HWY	**	AUGUSTA	GA	EDR Historical Auto Stations
30904	1020329151		STOKES-HODGES DOMESTIC INC	1770 GORDON HWY	**	AUGUSTA	GA	EDR Historical Auto Stations
30904	1000207351	110005281658	SATURN OF AUGUSTA	1770 GORDON HWY		AUGUSTA	GA	RCRA-NonGen, FINDS
30904	1006788883	110013582961	GULF #265611/BYRD GULF LOGO	1775 GORDON HWY		AUGUSTA	GA	FINDS, LUST, UST
30904	1021984102		JONES GERALD VOLKSWAGEN INC	1801 GORDON HWY	**	AUGUSTA	GA	EDR Historical Auto Stations
30904	1000507732	110009357604	GERALD JONES HONDA	1801 GORDON HWY		AUGUSTA	GA	RCRA-NonGen, FINDS, UST
30904	A100334011		U-HAUL	1802 GORDON HIGHWAY		AUGUSTA	GA	AST
30904	U001483454	01210408	U-HAUL #77951	1802 GORDON HWY		AUGUSTA	GA	LUST, UST
30904	U001483267	01210153	PET DAIRY/LAND O SUN DAIRY	1805 GORDON HWY		AUGUSTA	GA	LUST, UST
30904	1015280620			1814 GORDON HWY		AUGUSTA	GA	EDR Historical Auto Stations
30904	1021301709		AUTOTRANS OF AUGUSTA	1814 GORDON HWY	**	AUGUSTA	GA	EDR Historical Auto Stations
30904	1015281234			1819 GORDON HWY		AUGUSTA	GA	EDR Historical Auto Stations
30904	A100333993		BENNETT GAS CO., INC.	1829 GORDON HIGHWAY		AUGUSTA	GA	AST
30904	1020154066		1800 RADIATOR	1833 GORDON HWY	**	AUGUSTA	GA	EDR Historical Auto Stations
30904	1015284855			1850 GORDON HWY		AUGUSTA	GA	EDR Historical Auto Stations
30904	1014696505	110043433442	WRIGHT ONE PAINT & BODY SHOP	1850 GORDON HIGHWAY, SUITE A		AUGUSTA	GA	FINDS
30904	1022049742		HADDEN DONALD	1850 GORDON HWY STE A	**	AUGUSTA	GA	EDR Historical Auto Stations
30904	1016208917	110005702114	PEACH AUTO PAINTING & COLLISION	1850-A GORDON HWY		AUGUSTA	GA	FINDS
30904	1000822778	GAD984313957	PEACH AUTO PAINTING & COLLISION	1850-A GORDON HWY		AUGUSTA	GA	RCRA-NonGen
30904	1000427962	110005673565	AUGUSTA TRANSMISSION CLINIC	1853 GORDON HWY		AUGUSTA	GA	RCRA-NonGen, FINDS
30904	1020813972		TIRE POWER INC	1854 GORDON HWY	**	AUGUSTA	GA	EDR Historical Auto Stations
30904	1015285401			1856 GORDON HWY		AUGUSTA	GA	EDR Historical Auto Stations
30904	1021404804		SHOWTIME AUTOMOTIVE PNT & BDY	1856 GORDON HWY	**	AUGUSTA	GA	EDR Historical Auto Stations
30904	1021468136		RICHARDS TECHNICAL TRANSM	1879 A GORDON HWY	**	AUGUSTA	GA	EDR Historical Auto Stations
30904	1000822798	GAD984315523	RICHARD'S TRANSMISSIONS	1879A GORDON HWY		AUGUSTA	GA	RCRA-NonGen
30904	1017436307		RICHARD'S TRANSMISSIONS	1879A GORDON HWY		AUGUSTA	GA	
30904	1000507733	110005702258	RICHARD'S TRANSMISSIONS	1879A GORDON HWY		AUGUSTA	GA	RCRA-CESQG, FINDS
30904	1000822884	110043775821	AUGUSTA DODGE	1886 GORDON HWY		AUGUSTA	GA	RCRA-NonGen, FINDS
30904	1020864279		MADDOX BOB DODGE INC	1886 GORDON HWY	**	AUGUSTA	GA	EDR Historical Auto Stations
30904	1022027463		GREENWAY CURB MARKET	1889 GORDON HWY	**	AUGUSTA	GA	EDR Historical Auto Stations
30904	1015288181			1897 GORDON HWY		AUGUSTA	GA	EDR Historical Auto

EDR ZIP Code Scan Report

ZIP	EDR-ID	Facility ID	Name	Address	Map/Dir/Dist	City	State	Databases
								Stations
30904	U004188155		AM-PM FOOD STORE INC	1898 GORDON HWY		AUGUSTA	GA	UST
30904	S110590980		AM-PM FOOD STORE INC	1898 GORDON HWY		AUGUSTA	GA	LUST
30904	U003984467	10000573	SASSER AUTOMOTIVE/MR TRANSMISSIO	1902 GORDON HIGHWAY		AUGUSTA	GA	LUST, UST
30904	1007264199	GAR000036319	MR TRANSMISSION	1902 GORDON HWY		AUGUSTA	GA	RCRA-NonGen
30904	S112371619		BARNETT S RADIATOR	1906 GORDON HIGHWAY		AUGUSTA	GA	
30904	1009614739		STRIPLING & SON SHELL SERVICE	1947 GORDON HIGHWAY		AUGUSTA	GA	EDR Historical Auto Stations
30904	1021343820		NIMMONS IRVIN E	1949 GORDON HWY	**	AUGUSTA	GA	EDR Historical Auto Stations
30904	1021259824		AUGUSTA L P GAS	1998 GORDON HWY	**	AUGUSTA	GA	EDR Historical Auto Stations
30904	A100333999		POWELL'S GROCERY & GAS	2182 GORDON HIGHWAY		AUGUSTA	GA	AST
30904	U003920746	01210277	POWELL GAS & GROCERY	2182 GORDON HWY		AUGUSTA	GA	LUST, UST
30904	1020302559		LEWIS WARREN A	2270 GORDON HWY RT 2	**	AUGUSTA	GA	EDR Historical Auto Stations
30904	1020950874		POWELLS GROCERY AND GASOLINE	GORDON HWY	**	AUGUSTA	GA	EDR Historical Auto Stations
30904	1021942349		PAPER STOCK DEALERS INC	1525 GOVERNMENT RD	**	AUGUSTA	GA	EDR Historical Auto Stations
30904	U002081134	9121135	SONOCO RECYCLING	1525 GOVERNMENT RD.		AUGUSTA	GA	NPDES, SWF/LF, UST
30904	U001483302	1210205	FIBERS DEPT	GOVERNMENT RD		AUGUSTA	GA	UST
30904	U003158459	9121175	GRANITEVILLE COMPANY ENTERPRISES	1452 GREEN STREET		AUGUSTA	GA	UST
30904	1009614239		OWENS BENJAMIN F	1351 GREENE ST		AUGUSTA	GA	EDR Historical Auto Stations
30904	U001483301	1210204	ENTERPRISE DIV	GREENE ST		AUGUSTA	GA	UST
30904	1009614384		THOMPSONS TEXACO SERVICE STN	1501 GWINNETT ST	**	AUGUSTA	GA	EDR Historical Auto Stations
30904	1009614393		MEDICAL CENTER 66 SERVICE	1502 GWINNETT ST		AUGUSTA	GA	EDR Historical Auto Stations
30904	1009614441		COLLEGE SERVICE CENTER	1551 GWINNETT ST	**	AUGUSTA	GA	EDR Historical Auto Stations
30904	1021923075		LAMB WILLIAM L	1553 GWINNETT ST	**	AUGUSTA	GA	EDR Historical Auto Stations
30904	U004141630		BECKHAM PETROLEUM	620 HALL ST		AUGUSTA	GA	UST
30904	1014694797	110041874870	403 HAMILTON STREET	403 HAMILTON STREET		AUGUSTA	GA	FINDS
30904	1022078888		AUTO BROKERS OF GREENWOOD	914 HEARD AVE	**	AUGUSTA	GA	EDR Historical Auto Stations
30904	S112370450		TRENHEATH	2500 HELEN STREET		AUGUSTA	GA	
30904	1010043199		OAK HILL APARTMENTS	817 HICKMAN ROAD		AUGUSTA	GA	FTTS
30904	1009519603		OAK HILL APARTMENTS	817 HICKMAN ROAD		AUGUSTA	GA	
30904	1016339767	110028156064	OAK HILL APARTMENTS	817 HICKMAN ROAD		AUGUSTA	GA	FINDS
30904	1021343811		SAV-A-TON INC	15 HIGHGATE WEST	**	AUGUSTA	GA	EDR Historical Auto Stations
30904	S112371262		AUGUSTA FIRE DEPT	111 HIGHLAND AVENUE		AUGUSTA	GA	
30904	1006792044	09121099	AUGUSTA FILTER PLANT	1425 HIGHLAND AVE		AUGUSTA	GA	LUST, SPILLS, UST
30904	S117052824		DANIEL FIELD AIRPORT	1775 HIGHLAND AVE		AUGUSTA	GA	TIER 2
30904	S110693785		DANIEL FIELD AIRPORT	1775 HIGHLAND AVENUE		AUGUSTA	GA	NPDES, TIER 2
30904	S107750818	324500058	GV INDUSTRIES-SCL	2111 HIGHLAND AVENUE		AUGUSTA	GA	AIRS
30904	U003003181	1210035	OK PANTRY	502 HIGHLAND AVE		AUGUSTA	GA	UST
30904	1006773103	110013423884	OK PANTRY	502 HIGHLAND AVE		AUGUSTA	GA	FINDS, LUST
30904	S112374597		JANET ETTERLY COMP	1911 HOPIE ROAD		AUGUSTA	GA	
30904	1018550974		FORTS CLEANERS	1443 JOHNS RD	**	AUGUSTA	GA	EDR Historical Cleaners
30904	1015092532			737 KATHERINE ST		AUGUSTA	GA	EDR Historical Cleaners
30904	1021586586		MARTINEZ GARAGE	2113 KELLY ST	**	AUGUSTA	GA	EDR Historical Auto Stations
30904	1009612921		AUGUSTA STEAM CLEAN SPECIALIST	2131 KELLY ST		AUGUSTA	GA	EDR Historical Cleaners
30904	1010043195	110028156028	AUGUSTA PROPERTY MANAGEMENT INC	2595 KELLY STREET 1A		AUGUSTA	GA	FINDS
30904	1009401260		AUGUSTA PROPERTY MANAGEMENT INC	2595 KELLY STREET 1A		AUGUSTA	GA	FTTS
30904	2000524036			1030 KENT STREET		AUGUSTA	GA	ERNS
30904	S110693716		COASTAL CONCRETE AUGUSTA	1805 KILLINGSWORTH ROAD		AUGUSTA	GA	NPDES
30904	S118160884		COASTAL CONCRETE- AUGUSTA	1805 KILLINGSWORTH ROAD		AUGUSTA	GA	TIER 2
30904	1021665277		FOSS H R INC	1856 KILLINGSWORTH RD	**	AUGUSTA	GA	EDR Historical Auto Stations
30904	U001493002	9121071	KINGS WAY PACKAGE SHOP/TEXACO ST	2101 KINGS WAY		AUGUSTA	GA	UST
30904	1001024070	110005708608	BST AGSTGATH R3515	2115 KINGS WAY		AUGUSTA	GA	RCRA-NonGen, FINDS
30904	1006790566	110013599935	BST/HILL CO/R3515	2115 KINGS WAY		AUGUSTA	GA	TIER 2, FINDS, LUST, UST
30904	S117049649		BELLSOUTH - R3515	2115 KINGS WAY		AUGUSTA	GA	TIER 2
30904	U003003257	01210402	HOLIDAY MARKET #418	1770 KISSING BOWER RD		AUGUSTA	GA	LUST, UST
30904	1021034300		GEORGIA C-MARKETS LLC	1770 KISSINGBOWER RD	**	AUGUSTA	GA	EDR Historical Auto

EDR ZIP Code Scan Report

ZIP	EDR-ID	Facility ID	Name	Address	Map/Dir/Dist	City	State	Databases
								Stations
30904	1021801698		T & K AUTO BROKERS LLC	1807 KISSINGBOWER RD B	**	AUGUSTA	GA	EDR Historical Auto Stations
30904	1015287419			1884 KISSINGBOWER RD		AUGUSTA	GA	EDR Historical Auto Stations
30904	1015009927			1913 KISSINGBOWER RD		AUGUSTA	GA	EDR Historical Cleaners
30904	1006792380	110013618246	KIMS FAST STOP GAS	1959 KISSINGBOWER RD		AUGUSTA	GA	FINDS, UST
30904	S104550899	10620	CHEROKEE SHOPPING CENTER	1966 KISSINGBOWER ROAD		AUGUSTA	GA	SHWS
30904	U003003186	1210054	CIRCLE K #2705584	1501 LANEY WALKER BLVD		AUGUSTA	GA	UST
30904	1006789389	110013588091	CIRCLE K #2705584	1501 LANEY WALKER BLVD		AUGUSTA	GA	FINDS, LUST
30904	1009614385		THOMPSONS TEXACO	1501 LANEY WALKER BLVD		AUGUSTA	GA	EDR Historical Auto Stations
30904	1015247068			1553 LANEY WALKER BLVD		AUGUSTA	GA	EDR Historical Auto Stations
30904	1020563121		MARTIN CAR CARE	1553 LANEY WALKER BLVD	**	AUGUSTA	GA	EDR Historical Auto Stations
30904	S112373225		COLUMBIA NITROGEN	LANEY WALKER BOULEVARD	**	AUGUSTA	GA	
30904	A100334037		FRITO-LAY CO.	1713 NORTH LEG ROAD		AUGUSTA	GA	AST
30904	A100334020		COCA COLA	1901 NORTH LEG		AUGUSTA	GA	AST
30904	1020867218		NORTH LEG FACTORY OUTLET	NORTH LEG & WYLDS RD	**	AUGUSTA	GA	EDR Historical Auto Stations
30904	U001483342	1210249	CIRCLE K #5334	2572 LUMPKIN RD		AUGUSTA	GA	LUST, UST
30904	1006772718	110013420002	CIRCLE K #2705334	2572 LUMPKIN RD		AUGUSTA	GA	FINDS
30904	A100355237		CIRCLE K #5334	2572 LUMPKIN ROAD		AUGUSTA	GA	AST
30904	1020270241		G AND O AUTOMOTIVE REPAIR	2207 M LUTHER KING J BLVD	**	AUGUSTA	GA	EDR Historical Auto Stations
30904	2001571882			1406 MADDOX STREET		AGUSTA	GA	ERNS
30904	A100346643		SHORT STOP #1	2159 MARTIN LUTHER KING BOULEVARD		AUGUSTA	GA	AST
30904	1015334406			2207 MARTIN LUTHER KING J BLVD		AUGUSTA	GA	EDR Historical Auto Stations
30904	1020442666		JCS AUTO SERVICE	2207 MARTIN LUT R BLVD	**	AUGUSTA	GA	EDR Historical Auto Stations
30904	1005525320	110001414817	J C'S AUTO SERVICE	2207 MARTIN LUTHER KING BLVD.		AUGUSTA	GA	FINDS
30904	1020271312		H&G AUTOMOTIVE SVC	2213 MARTIN LUTHER KING J	**	AUGUSTA	GA	EDR Historical Auto Stations
30904	1015335983			2217 MARTIN LUTHER KING J BLVD		AUGUSTA	GA	EDR Historical Auto Stations
30904	1015336063			2218 MARTIN LUTHER KING JR BLVD		AUGUSTA	GA	EDR Historical Auto Stations
30904	1020192146		AUTO WORKS SALES & SERVICE	2218 MARTIN L KING JR BLV	**	AUGUSTA	GA	EDR Historical Auto Stations
30904	1015336675			2220 MARTIN LUTHER KING JR BLVD		AUGUSTA	GA	EDR Historical Auto Stations
30904	1020417054		K & P AUTO MACHINE SHOP INC	2220 MARTIN LUTHER KING J	**	AUGUSTA	GA	EDR Historical Auto Stations
30904	1015339097			2242 MARTIN LUTHER KING JR BLVD		AUGUSTA	GA	EDR Historical Auto Stations
30904	1015340589			2259 MARTIN LUTHER KING JR BLVD		AUGUSTA	GA	EDR Historical Auto Stations
30904	1021083403		SUPER SHINE AUTO CARE	2259 MARTIN L KING JR BLV	**	AUGUSTA	GA	EDR Historical Auto Stations
30904	1009614971		MALPASS FRANK C SR	2217 MARTN LTHR KNG JR		AUGUSTA	GA	EDR Historical Auto Stations
30904	S112373375		CONCRETE DUST	1700 MEREDITH ROAD		AUGUSTA	GA	
30904	1021793389		BARNES AUTO SERVICES	406 METCALF ST	**	AUGUSTA	GA	EDR Historical Auto Stations
30904	U004141561		CIRCLE K #4463	3698 MIKE PADGETT HWY		AUGUSTA	GA	UST
30904	1021225112		HOLLINS	2217 MILERSVILLE RD	**	AUGUSTA	GA	EDR Historical Auto Stations
30904	S112374677		ARMY NATIONAL GUARD	#1 MILLAGE ROAD		AUGUSTA	GA	
30904	1021527151		BROADWATER SERVICE STATION	1658 MILLEDGE	**	AUGUSTA	GA	EDR Historical Auto Stations
30904	1007213349	110016721154	GA NATL GUARD ARMORY 878TH EN BN	88 MILLEDGE RD		AUGUSTA	GA	FINDS
30904	1020641362		F & K INC	2218 MILLEDGEVILLE RD	**	AUGUSTA	GA	EDR Historical Auto Stations
30904	1020617742		K & P AUTO MACHINE SHOP INC	2220 MILLEDGEVILLE RD	**	AUGUSTA	GA	EDR Historical Auto Stations
30904	1009614980		AMARLO	2228 MILLEDGEVILLE		AUGUSTA	GA	EDR Historical Auto Stations
30904	U001483194	1210069	OLIVE RD AMOCO	2259 MILLEDGEVILLE RD		AUGUSTA	GA	UST
30904	1019991398		FRANS LAUNDRY	2301 MILLEDGEVILLE RD	**	AUGUSTA	GA	EDR Historical Cleaners

EDR ZIP Code Scan Report

ZIP	EDR-ID	Facility ID	Name	Address	Map/Dir/Dist	City	State	Databases
30904	1015023341			2308 MILLEDGEVILLE RD		AUGUSTA	GA	EDR Historical Cleaners
30904	1015347705			2325 MILLEDGEVILLE RD		AUGUSTA	GA	EDR Historical Auto Stations
30904	1015347866			2327 MILLEDGEVILLE RD		AUGUSTA	GA	EDR Historical Auto Stations
30904	1015347967			2329 MILLEDGEVILLE RD		AUGUSTA	GA	EDR Historical Auto Stations
30904	1009615099		B & P AUTOMOTIVE	2403 MILLEDGEVILLE RD		AUGUSTA	GA	EDR Historical Auto Stations
30904	U003003175	1210010	PIERCE AUTO SALES	2415 MILLEDGEVILLE RD		AUGUSTA	GA	UST
30904	1009615106		STANS IMPORT AUTO SERVICE	2419 MILLEDGEVILLE RD		AUGUSTA	GA	EDR Historical Auto Stations
30904	U001492946	9121005	BATES AUTO PARTS	2507 MILLEDGEVILLE RD		AUGUSTA	GA	UST
30904	1015364608			2510 MILLEDGEVILLE RD		AUGUSTA	GA	EDR Historical Auto Stations
30904	1020925508		PUMPING STATION INC	2510 MILLEDGEVILLE RD	**	AUGUSTA	GA	EDR Historical Auto Stations
30904	1007264197	110013590710	SHORT STOP #5	2510 MILLEDGEVILLE RD		AUGUSTA	GA	RCRA-NonGen, FINDS
30904	U001483250	1210135	SHORT STOP	2510 MILLEDGEVILLE RD		AUGUSTA	GA	LUST, UST
30904	1009613009			2517 MILLEDGEVILLE RD		AUGUSTA	GA	EDR Historical Cleaners
30904	1021275831		OSBORNE TOWING & RECOVERY	2517 MILLEDGEVILLE RD	**	AUGUSTA	GA	EDR Historical Auto Stations
30904	1009615186		INTERSTATE STATIONS INC	2607 MILLEDGEVILLE RD		AUGUSTA	GA	EDR Historical Auto Stations
30904	U001483428	1210351	MURPHEY MIDDLE SCHOOL	2610 MILLEDGEVILLE RD		AUGUSTA	GA	UST
30904	1008311812	110036740104	MURPHEY MIDDLE CHARTER SCHOOL	2610 MILLEDGEVILLE ROAD		AUGUSTA	GA	FINDS
30904	1009613039		ABC BUILDING MAINT CO	2617 MILLEDGEVILLE RD		AUGUSTA	GA	EDR Historical Cleaners
30904	1009615199		L RS TIRE & AUTO SERVICE	2619 MILLEDGEVILLE RD		AUGUSTA	GA	EDR Historical Auto Stations
30904	1015373906			2622 MILLEDGEVILLE RD		AUGUSTA	GA	EDR Historical Auto Stations
30904	1020508107		AUGUSTA ENGINE PARTS INC	2622 MILLEDGEVILLE RD	**	AUGUSTA	GA	EDR Historical Auto Stations
30904	1020154880		CHECKPOINT #1	3009 MILLEDGEVILLE RD	**	AUGUSTA	GA	EDR Historical Auto Stations
30904	1015403293			3011 MILLEDGEVILLE RD		AUGUSTA	GA	EDR Historical Auto Stations
30904	1000181116	110005678365	AC PROCTOR'S PAINT & BODY SHOP INC	3011 MILLEDGEVILLE RD		AUGUSTA	GA	RCRA-CESQG, FINDS
30904	1014696502	110043433415	A. C. PROCTOR PAINT & BODY, INC.	3011 MILLEDGEVILLE ROAD		AUGUSTA	GA	FINDS
30904	1020328055		BEANS	3029 MILLEDGEVILLE RD	**	AUGUSTA	GA	EDR Historical Auto Stations
30904	1009615434		EUBANKS SERVICE STATION & GR	3217 MILLEDGEVILLE		AUGUSTA	GA	EDR Historical Auto Stations
30904	1021716452		MAGRUDER SINCLAIR SERVICE STN	2159 MILLEDGEVLL RD	**	AUGUSTA	GA	EDR Historical Auto Stations
30904	1020385889		HOLLINS RADIATOR SERVICE	2217 MILLEDGEVLL RD	**	AUGUSTA	GA	EDR Historical Auto Stations
30904	1022152761		P & H TRANSMISSION REPAIR & SV	2722 MILLEDGEVLL RD	**	AUGUSTA	GA	EDR Historical Auto Stations
30904	1020558834		JERRYS PHILLIPS 66 SERVICE STN	2833 MILLEDGEVLL RD	**	AUGUSTA	GA	EDR Historical Auto Stations
30904	1022201798		HOLMES AMERICAN SERVICE	2259 MILLEDGVILL RD	**	AUGUSTA	GA	EDR Historical Auto Stations
30904	1019990389		FORTS DRY CLEANERS	2315 MILLEDGVL RD	**	AUGUSTA	GA	EDR Historical Cleaners
30904	1021648588		RILEY SERVICE STATION	2159 MILLEDGVLL RD	**	AUGUSTA	GA	EDR Historical Auto Stations
30904	1021802041		HOLMES AMERICAN SERVICE	2259 MILLEDGVLL RD	**	AUGUSTA	GA	EDR Historical Auto Stations
30904	1021157324		IVEYS 66 SERVICE STATION	2833 MILLEDGVLL RD	**	AUGUSTA	GA	EDR Historical Auto Stations
30904	S112370784		JOHN MALPAUS	2633 MILLER AVENYE		AUGUSTA	GA	
30904	1000822729	110005701785	WHEEL & DEAL TIRE	2329 MILLIDGEVILLE RD		AUGUSTA	GA	RCRA-NonGen, FINDS
30904	S112371541		WANDER ARMS APTS	3035 MILLIDGEVILLE ROAD		AUGUSTA	GA	
30904	1021278739		DG HALL SERVICES	1940 MILTON RD	**	AUGUSTA	GA	EDR Historical Auto Stations
30904	S118160260		COMCAST OF GEORGIA/SOUTH CAROLIN	1424 MONTE SANO AVE.		AUGUSTA	GA	TIER 2
30904	1019916184		COMCAST CABLE COMMUNICATIONS, LL(	1424 MONTE SANO AVE.		AUGUSTA	GA	ICIS
30904	U001483184	1210058	COMCAST OF GEORGIA/SOUTH CAROLIN	1424 MONTE SANO AVE.		AUGUSTA	GA	TIER 2, UST
30904	S112187079		COMCAST OF GEORGIA/SOUTH CAROLIN	1426 MONTE SANO AVE.		AUGUSTA	GA	TIER 2
30904	S117049293		COMCAST OF GEORGIA/SOUTH CAROLIN	1426 MONTE SANO AVE.		AUGUSTA	GA	TIER 2
30904	S113908780		COMCAST OF GEORGIA/SOUTH CAROLIN	1426 MONTE SANO AVE.		AUGUSTA	GA	TIER 2

EDR ZIP Code Scan Report

ZIP	EDR-ID	Facility ID	Name	Address	Map/Dir/Dist	City	State	Databases
30904	1009614386		MONTE SANO SERVICE STATION	1501 MONTE SANO AVE		AUGUSTA	GA	EDR Historical Auto Stations
30904	S112370939		EVERLASTING GRANITE	MONTE SANO AVENUE		AUGUSTA	GA	
30904	A100334034		ANNIS, INC.	1601 MONTESANTO AVE CLOSED		AUGUSTA	GA	AST
30904	1020642724		K & P AUTO MACHINE SHOP INC	2220 MRTN LTHR KNG JR BLV	**	AUGUSTA	GA	EDR Historical Auto Stations
30904	1018727898		BAKERS CARPET CLEANERS	2919 MYRTLE AVE	**	AUGUSTA	GA	EDR Historical Cleaners
30904	S112371418		BURNING	1222 NORTHWIND ROAD/NEXTDOOR		AUGUSTA	GA	
30904	A100334029		AUGUSTA BOX & CRATE	201 NORTON ROAD		AUGUSTA	GA	AST
30904	S112373434		ALTERNATE ENERGY RES	NOT GIVEN		AUGUSTA	GA	
30904	1014969748			1030 OAKDALE RD		AUGUSTA	GA	EDR Historical Cleaners
30904	1020672457		DUNBAR BALLARD TRUCK TIRE CO*	2054 OLD SAVANNAH RD	**	AUGUSTA	GA	EDR Historical Auto Stations
30904	1000507204	110005698218	J & H FOOD STORES PUMP & SHOP #17	2066 OLD SAVANNAH RD		AUGUSTA	GA	RCRA-NonGen, FINDS
30904	1006791535	110013609737	JRS MART	2078 OLD SAVANNAH RD		AUGUSTA	GA	FINDS, UST
30904	1021038640		SONGS COUNTRY STORE	4170 OLD WAYNESBORO RD	**	AUGUSTA	GA	EDR Historical Auto Stations
30904	1015001900			1649 OLIVE RD		AUGUSTA	GA	EDR Historical Cleaners
30904	1020277816		MPH STORES INC	1649 OLIVE RD	**	AUGUSTA	GA	EDR Historical Auto Stations
30904	U003003221	1210245	PAK N GO	1649 OLIVE RD & WHARTON		AUGUSTA	GA	UST
30904	1006790477	110013599043	PAK N GO	1649 OLIVE RD & WHARTON		AUGUSTA	GA	FINDS, LUST
30904	1020501911		DAVENPORT SERVICE CENTER	1671 OLIVE RD	**	AUGUSTA	GA	EDR Historical Auto Stations
30904	1009612791			1730 OLIVE RD		AUGUSTA	GA	EDR Historical Cleaners
30904	1020390226		EVERYDAY TIRES & AUTO CARE	1730 OLIVE RD	**	AUGUSTA	GA	EDR Historical Auto Stations
30904	1015281028			1817 OLIVE RD		AUGUSTA	GA	EDR Historical Auto Stations
30904	1021281409		TONYS AUTO CLINIC	1817 OLIVE RD	**	AUGUSTA	GA	EDR Historical Auto Stations
30904	S113909426		CHARLIE NORWOOD VA MEDICAL CENTE	ONE FREEDOM WAY		AUGUSTA	GA	TIER 2
30904	S117052642		CHARLIE NORWOOD VA MEDICAL CENTE	ONE FREEDOM WAY	**	AUGUSTA	GA	TIER 2
30904	1000823195	110011587746	DEPARTMENT OF VETERANS AFFAIRS MI	ONE FREEDOM WAY		AUGUSTA	GA	FTTS, RCRA-CESQG, FINDS
30904	S112187405		CHARLIE NORWOOD VA MEDICAL CENTE	ONE FREEDOM WAY		AUGUSTA	GA	TIER 2
30904	1019932656		AUGUSTA CLEANERS	2227 OVERTON RD	**	AUGUSTA	GA	EDR Historical Cleaners
30904	2006817890			2260 OVERTON RD		AUGUSTA	GA	ERNS
30904	S105565437	10730	ONE-HOUR CLEANERIZING	2618 PEACH ORCHARD ROAD		AUGUSTA	GA	SHWS
30904	1015303698			2004 PENNSYLVANIA AVE		AUGUSTA	GA	EDR Historical Auto Stations
30904	1020558454		ANDREWS APPL AIR CONDH SV	2017 PENNSYLVANIA AVE	**	AUGUSTA	GA	EDR Historical Auto Stations
30904	1015355972			2415 PERSIMMON RD		AUGUSTA	GA	EDR Historical Auto Stations
30904	1009218874	GAN000409842	BECKHAM WASTE OIL SPILL	PREP PHILLIPS DRIVE	**	AUGUSTA	GA	CERCLIS
30904	1009320477	110024285860	BECKHAM WASTE OIL SPILL	PREP PHILLIPS DRIVE	**	AUGUSTA	GA	FINDS
30904	1009614324		SERVICE GARAGE INC	1458 REYNOLDS ST		AUGUSTA	GA	EDR Historical Auto Stations
30904	U001483449	1210395	ACADEMY OF RICHMOND COUNTY	910 RUSSELL ST		AUGUSTA	GA	UST
30904	1021648575		COWART TERRELL	U S HWY 25	**	AUGUSTA	GA	EDR Historical Auto Stations
30904	1015241970			1519 SCHLEY ST		AUGUSTA	GA	EDR Historical Auto Stations
30904	94241773			2404 SEMINOLE ROAD		AUGUSTA	GA	ERNS
30904	1021422484		S W AUTO SERVICES & HARP	2117 SHAMROCK DR	**	AUGUSTA	GA	EDR Historical Auto Stations
30904	1014628273		AVONDALE MILLS, INC.	SIBLEY PLANT, 1717 GOODRICH ST.	**	AUGUSTA	GA	PCB TRANSFORMER
30904	1014623874		AVONDALE MILLS, INC.	SIBLEY PLANT, 1717 GOODRICH ST.	**	AUGUSTA	GA	PCB TRANSFORMER
30904	U001493006	9121075	MID CITY INDUSTRIES INC	SLAYTON STR		AUGUSTA	GA	UST
30904	1022077681		KELLYS CAR CARE	2127 B ST	**	AUGUSTA	GA	EDR Historical Auto Stations
30904	1006773087	110013423722	GA POWER/AUGUSTA CONTROL CTR	301 15TH ST	S, WNW, 1/2 - 1	AUGUSTA	GA	FINDS, LUST
30904	U001483176	1210047	GA POWER/AUGUSTA CONTROL CTR	301 15TH ST		AUGUSTA	GA	UST
30904	S112372354		GA. POWER	STARMES ST.	**	AUGUSTA	GA	
30904	2002597499			1919 STARNES STREET		AUGUSTA	GA	ERNS
30904	A100346638		SHORT STOP #2	1714 15TH STREET		AUGUSTA	GA	AST
30904	S117052641		CHARLIE NORWOOD VA MEDICAL CENTE	950 15TH STREET		AUGUSTA	GA	TIER 2
30904	S113909425		CHARLIE NORWOOD VA MEDICAL CENTE	950 15TH STREET		AUGUSTA	GA	TIER 2
30904	S112187404		CHARLIE NORWOOD VA MEDICAL CENTE	950 15TH STREET		AUGUSTA	GA	TIER 2
30904	1004686442	110013600255	BST AGSTGASA R6503	1574 SUNSET AVE		AUGUSTA	GA	RCRA-NonGen, FINDS
30904	1001960306	110005714236	FIRST RECOVERY	1745 SUNSET AVE STE A		AUGUSTA	GA	RCRA-NonGen, FINDS

EDR ZIP Code Scan Report

ZIP	EDR-ID	Facility ID	Name	Address	Map/Dir/Dist	City	State	Databases
30904	S112370216		ALTERNATE ENERGY RES	1745 SUNSET COURT		AUGUSTA	GA	
30904	1000424476	GAD981221872	VOGUE CLEANERS #2	SURREY CENTER		AUGUSTA	GA	RCRA-NonGen
30904	1016223655	110007488254	VOGUE CLEANERS #2	SURREY CENTER		AUGUSTA	GA	FINDS
30904	93166248			AT THE END OF FARRIS RD	**	AUGUSTA	GA	ERNS
30904	S116496350		SILVERSTEIN'S CLEANERS	2763 N. TOBACCO ROAD	**	AUGUSTA	GA	DRYCLEANERS
30904	1015294092			1933 TURKNETT SPRING RD		AUGUSTA	GA	EDR Historical Auto Stations
30904	1020276386		ROSS AUTOMOTIVE	1933 TURKNETT SPRING RD	**	AUGUSTA	GA	EDR Historical Auto Stations
30904	1015294251			1935 TURKNETT SPRING RD		AUGUSTA	GA	EDR Historical Auto Stations
30904	1020729907		MILTONS GEN AUTO PNT & REPR	210 TUTTLE ST	**	AUGUSTA	GA	EDR Historical Auto Stations
30904	1009401604		MAGNOLIA PARK APARTMENTS	2133 VANDIVERE ROAD		AUGUSTA	GA	
30904	1010047578		MAGNOLIA PARK APARTMENTS	2133 VANDIVERE ROAD		AUGUSTA	GA	FTTS
30904	1016339772	110028160727	MAGNOLIA PARK APARTMENTS	2133 VANDIVERE ROAD		AUGUSTA	GA	FINDS
30904	1018411955		GUARANTEE CARPET CLG & DYE CO	1039 B VENLAND RD	**	AUGUSTA	GA	EDR Historical Cleaners
30904	1022130697		MARS AUTO DEATILING	2566 N VIEW AVE	**	AUGUSTA	GA	EDR Historical Auto Stations
30904	1018465957		GUARANTEE CARPET CLG & DRY CO	1039-B VINELAND RD E	**	AUGUSTA	GA	EDR Historical Cleaners
30904	1000408291	110005684660	SOUTHERN ROADBUILDERS	2312 WALDEN DR		AUGUSTA	GA	RCRA-NonGen, FINDS, UST
30904	1004687773	110005713629	AUGUSTA IND COATINGS	2320 WALDEN DR		AUGUSTA	GA	RCRA-NonGen, FINDS
30904	S113245310		CSRA BIOCLEAN	2320 WALDEN DRIVE		AUGUSTA	GA	SWF/LF
30904	1003867966	GAD980847545	WALDEN DRIVE OLD LDFL SITE	2327 WALDEN DRIVE		AUGUSTA	GA	CERCLIS-NFRAP
30904	1000427958	110005667741	AUGUSTA PLATING COMPANY INC	2340 WALDEN DR		AUGUSTA	GA	RCRA-NonGen, FINDS, RAATS
30904	S112369470		ALTERNATE ENERGY RESOURC	2730 WALDEN DRIVE		AUGUSTA	GA	
30904	1009509472		ALTERNATE ENERGY RESOURCES INC	2730 WALDEN ROAD		AUGUSTA	GA	FTTS
30904	1000216702	110000611687	ALTERNATE ENERGY RESOURCES INC	2736 WALDEN DR		AUGUSTA	GA	CORRACTS, FTTS, CERCLIS, NON HSI, US ENG CONTROLS, US INST CONTROL, ICIS, LIENS 2, RCRA-NonGen, FINDS, SPILLS, NPL, ROD, RCRAInfo-TSDF, PRP
30904	S105565413	10701	ALTERNATE ENERGY RESOURCES	2736 WALDEN DRIVE		AUGUSTA	GA	SHWS
30904	1021242135		ANN FRANKLIN INC	2834 WALDEN DR	**	AUGUSTA	GA	EDR Historical Auto Stations
30904	U003003194	01210110	ABBOTT OIL CO INC	2834 WALDEN DR		AUGUSTA	GA	TIER 2, LUST, UST
30904	1015936063	110045654396	ABBOTT OIL COMPANY, INC.	2834 WALDEN DRIVE		AUGUSTA	GA	FINDS
30904	1021553286		ALTERNATE ENERGY RESOURCES INC	2936 WALDEN DRIVE	**	AUGUSTA	GA	EDR Historical Auto Stations
30904	S112370368		ALTERNATE ENERGY RES	WALDEN DRIVE		AUGUSTA	GA	
30904	S112373882		DUMPING-WILSON	WALDEN DRIVE	**	AUGUSTA	GA	
30904	S107667924		TOMPKINS & ASSOCIATES-WALDEN DRIV	WALDEN ROAD IN AUGUSTA	**	AUGUSTA	GA	SWF/LF
30904	1000335247	110005706405	EXXON BULK PLANT #4088	2834 WALDON DR		AUGUSTA	GA	RCRA-NonGen, FINDS
30904	1000427968	110005684090	AUGUSTA PUBLIC TRANSIT	1516 WALL ST		AUGUSTA	GA	RCRA-NonGen, FINDS
30904	U004188143		FORMER GAS STATION	1502 WALTON WY		AUGUSTA	GA	UST
30904	S110591082		FORMER GAS STATION	1502 WALTON WY		AUGUSTA	GA	LUST
30904	1021532515		MIGHTY MUFFLER	1502 WALTON WYA	**	AUGUSTA	GA	EDR Historical Auto Stations
30904	1015951448	110055057986	RITE AID #11832	1505 WALTON WAY		AUGUSTA	GA	FINDS
30904	1015753521	GAR000069575	RITE AID #11832	1505 WALTON WAY		AUGUSTA	GA	RCRA-CESQG
30904	1015918440	110045539379	CVS PHARMACY #3378	1520 WALTON WAY		AUGUSTA	GA	FINDS
30904	1014952268	GAR000065557	CVS PHARMACY #3378	1520 WALTON WAY		AUGUSTA	GA	RCRAInfo-LQG
30904	1022065090		INTERNATIONAL HOUSE PANCAKES	1531 WALTON WAY	**	AUGUSTA	GA	EDR Historical Auto Stations
30904	1009612731		AUGUSTA CLEANERS	1531 WALTON WAY		AUGUSTA	GA	EDR Historical Cleaners
30904	U004022725	10000385	FRANK A CALHOUN & COMPANY (ROMEC	1549 WALTON WAY		AUGUSTA	GA	LUST, UST
30904	1000461420	110005690341	MINIT-LUBE #1543	1642 WALTON WAY		AUGUSTA	GA	RCRA-NonGen, FINDS
30904	U001483230	01210107	MINIT LUBE #1543/QUICK STOP OIL	1642 WALTON WAY		AUGUSTA	GA	LUST, UST
30904	1015004072			1715 WALTON WAY		AUGUSTA	GA	EDR Historical Cleaners
30904	U003003258	1210407	CIRCLE K STORE #3171	1739 WALTON WAY		AUGUSTA	GA	LUST, UST
30904	1006772603	110013418845	PUMP N SHOP #6	1739 WALTON WAY		AUGUSTA	GA	FINDS
30904	A100346644		CIRCLE K #3171	1739 WALTON WAY		AUGUSTA	GA	AST
30904	U001483432	01210356	TUBMAN MIDDLE SCHOOL	1740 WALTON WAY		AUGUSTA	GA	UST
30904	1009734473		TUBMAN MIDDLE SCHOOL	1740 WALTON WAY		AUGUSTA	GA	LUST
30904	1004687571	110005710481	HESS STATION 10225	1801 WALTON WAY		AUGUSTA	GA	RCRA-NonGen, FINDS
30904	1006789293	110013587118	PROSPERITY 414	1801 WALTON WAY		AUGUSTA	GA	NON HSI, FINDS, LUST, UST

EDR ZIP Code Scan Report

ZIP	EDR-ID	Facility ID	Name	Address	Map/Dir/Dist	City	State	Databases
30904	1006792302	09121168	CHURCHS FRIED CHICKEN #807	1820 WALTON WAY		AUGUSTA	GA	LUST, UST
30904	1009612833			1830 WALTON WAY		AUGUSTA	GA	EDR Historical Cleaners
30904	U003007294	09121159	SAMS AUTO WORKS	1902 WALTON WAY		AUGUSTA	GA	LUST, UST
30904	1005525358	110001765518	KOONE'S AUTOMOTIVE REPAIR SHOP	1902 WALTON WAY		AUGUSTA	GA	FINDS
30904	1000431173	110005674083	SILVERSTEINS CLEANERS	1924 WALTON WAY		AUGUSTA	GA	RCRA-NonGen, FINDS
30904	S116496348		SILVERSTEIN'S CLEANERS	1924 WALTON WAY		AUGUSTA	GA	DRYCLEANERS
30904	1018495160		SERVICE STEINS	1924 WALTON WAY WAY	**	AUGUSTA	GA	EDR Historical Cleaners
30904	1009612859			1925 WALTON WAY		AUGUSTA	GA	EDR Historical Cleaners
30904	1009614724		RED LION TEXACO	1934 WALTON WAY		AUGUSTA	GA	EDR Historical Auto Stations
30904	S116495510		BRICKLE'S CLEANERS	1944 A WALTON WAY	**	AUGUSTA	GA	DRYCLEANERS
30904	U001483189	1210063	ACADEMY AMOCO	1953 WALTON WAY		AUGUSTA	GA	UST
30904	1006789340	110013587591	ACADEMY AMOCO	1953 WALTON WAY		AUGUSTA	GA	FINDS
30904	1009614796		SUNOCO INC	2013 WALTON WAY		AUGUSTA	GA	EDR Historical Auto Stations
30904	1006789451	110013588714	SUNOCO #0616-1426	2013 WALTON WAY		AUGUSTA	GA	FINDS
30904	U003003183	01210043	SONUCO WALTON WAY	2013 WALTON WAY		AUGUSTA	GA	LUST, UST
30904	A100346634		SUNOCO WALTON WAY	2013 WALTON WAY		AUGUSTA	GA	AST
30904	2014085039			2121 WALTON WAY		AUGUSTA	GA	ERNS
30904	1012087927	110038669839	USARC AUGUSTA RESERVE	2406 WALTON WAY		AUGUSTA	GA	FINDS
30904	1000892680	110026038767	GEORGIA REGENTS UNIVERSITY - SUMM	2500 WALTON WAY		AUGUSTA	GA	PADS, RCRAInfo-SQG, FINDS
30904	1009712107		AUGUSTA COLLEGE	2500 WALTON WAY		AUGUSTA	GA	FTTS
30904	1004688550	110006547031	COLONIAL COURT APARTMENTS	2549 WALTON WAY		AUGUSTA	GA	RCRA-NonGen, FINDS
30904	U001483426	1210349	LANGFORD MIDDLE SCHOOL	3019 WALTON WAY EXT		AUGUSTA	GA	UST
30904	1000431172	110005673495	SILVERSTEINS CLEANERS	3626 WALTON WAY EXT		AUGUSTA	GA	RCRA-NonGen, FINDS
30904	S116496352		SILVERSTEIN'S CLEANERS	3636 WALTON WAY EXTENSION		AUGUSTA	GA	DRYCLEANERS
30904	A100334094		CIRCLE K #3173	902 WALTON WAY		AUGUSTA	GA	AST
30904	1021938257		KING IVAN SHELL SERVICE STN	WALTON WAY	**	AUGUSTA	GA	EDR Historical Auto Stations
30904	1020116796		WALTON WAY LAUNDRY & CLEANERS	1839-41 WALTONWAY	**	AUGUSTA	GA	EDR Historical Cleaners
30904	1020212773		CLARKS ESSO SERVICE CENTER	2274 WASHINGTON RD	**	AUGUSTA	GA	EDR Historical Auto Stations
30904	1006772468	110013417490	KELLYS MINIT MART	2335 WASHINGTON RD		AUGUSTA	GA	FINDS
30904	U003003276	1210460	KELLYS MINI MART	2335 WASHINGTON RD		AUGUSTA	GA	LUST, UST
30904	1020211671		PARTS WAREHOUSE COINC	2354 WASHINGTON RD	**	AUGUSTA	GA	EDR Historical Auto Stations
30904	1009612978		FORCE CLEANERS INC	2356 WASHINGTON RD		AUGUSTA	GA	EDR Historical Cleaners
30904	1010042093	110028102817	SAVANNAH WEST	2425 WASHINGTON ROAD		AUGUSTA	GA	FINDS
30904	1010042097	110028103148	COASTAL PIEDMONT PROPERTIES	2434 WASHINGTON ROAD		AUGUSTA	GA	FINDS
30904	1009613011		REYNOLDS TOM RUG CLEANING	2525 WASHINGTON ST		MARTINEZ	GA	EDR Historical Cleaners
30904	1014695209	110041889016	2601 WASHINGTON ROAD	2601 WASHINGTON ROAD		AUGUSTA	GA	FINDS
30904	1006792053	110013614954	AUGUSTA NATL/GOLF COURSE SVC	2604 WASHINGTON RD		AUGUSTA	GA	FINDS, LUST, UST
30904	S118839175		AUGUSTA NATIONAL - CELL DAS - USID13	2604 WASHINGTON ROAD DUP		AUGUSTA	GA	TIER 2
30904	1020942431		TEMPLES TIRE	2609 WASHINGTON RD	**	AUGUSTA	GA	EDR Historical Auto Stations
30904	U001483372	1210282	CIRCLE K STORE #3178	2631 WASHINGTON RD		AUGUSTA	GA	LUST, UST
30904	1006790940	110013603706	PUMP-N-SHOP #15	2631 WASHINGTON RD		AUGUSTA	GA	FINDS
30904	A100334089		CIRCLE K #3178	2631 WASHINGTON ROAD		AUGUSTA	GA	AST
30904	U003003174	1210009	R D BOSWELL/NATIONAL HILLS SVC C	2635 WASHINGTON RD		AUGUSTA	GA	UST
30904	1007118023	GAD981219520	BCRE INVESTMENTS LLC	2704 WASHINGTON RD		AUGUSTA	GA	RCRA-NonGen
30904	1000431175	110005674261	SILVERSTEIN'S CLEANERS	2704 WASHINGTON ROAD		AUGUSTA	GA	DRYCLEANERS, NON HSI, FINDS
30904	U001483393	01210308	FORMER GASOLINE STATION	2819 WASHINGTON RD		AUGUSTA	GA	LUST, UST
30904	1009615270		CADLES SUPER SERVICE	2845 WASHINGTON RD		AUGUSTA	GA	EDR Historical Auto Stations
30904	1020271659		F & P CLUB MARKET	3109 WASHINGTON RD	**	AUGUSTA	GA	EDR Historical Auto Stations
30904	1021258350		TEXACO SERVICE CENTER	WASHINGTON RD	**	AUGUSTA	GA	EDR Historical Auto Stations
30904	1009612995			2453 WHEELER RD		AUGUSTA	GA	EDR Historical Cleaners
30904	1015031008			2648 WHEELER RD		AUGUSTA	GA	EDR Historical Cleaners
30904	1009613065		BRICKLES CLEANERS	2808 WHEELER RD		AUGUSTA	GA	EDR Historical Cleaners
30904	1021942686		LILLIES PERSONALIZED AUTO CARE	2225 WHEELESS RD	**	AUGUSTA	GA	EDR Historical Auto Stations
30904	U003003237	01210287	WHITE ROAD GARAGE & SVC STATION	1561 WHITE RD		AUGUSTA	GA	LUST, UST
30904	1021653970		RICHMOND COUNTY GARAGE	1561 WHITE ROAD	**	AUGUSTA	GA	EDR Historical Auto Stations
30904	A100334018		RICHMOND COMPANY SHOP #1	1561 WHITE ROAD		AUGUSTA	GA	AST
30904	1020501967		GIBSON AUTO SVC	1858 WHITE RD	**	AUGUSTA	GA	EDR Historical Auto Stations

EDR ZIP Code Scan Report

ZIP	EDR-ID	Facility ID	Name	Address	Map/Dir/Dist	City	State	Databases
30904	1022149929		INDUSTRIAL MOTOR WORKS INC	1811 WILKINSON RD B	**	AUGUSTA	GA	EDR Historical Auto Stations
30904	U004022788	10000820	CHAMPION BEVERAGE DISTRIBUTORS	1815 WILKINSON ROAD		AUGUSTA	GA	UST
30904	1010316256	GAR000048538	AUGUSTA SASH & DOOR SALES OF GA IN	1824 WILKINSON RD		AUGUSTA	GA	RCRA-CESQG
30904	1010443284	110031405502	AUGUSTA SASH & DOOR SALES OF GA IN	1824 WILKINSON RD		AUGUSTA	GA	FINDS
30904	1015356721			2422 WILKSHIRE DR		AUGUSTA	GA	EDR Historical Auto Stations
30904	1018404677		ADVANCED CARPET CLEANING	2402 WIMBERLY RD	**	AUGUSTA	GA	EDR Historical Cleaners
30904	1000431176	110005674813	SILVERSTEINS CLEANERS	2416 WINSOR SPRING RD		AUGUSTA	GA	RCRA-NonGen, FINDS
30904	U001492948	09121007	J L WASTE OIL	100 WINTER ST		AUGUSTA	GA	LUST, UST
30904	1020586286		VALLEY PARK SHELL	3211 WIRGHTSBORO RD	**	AUGUSTA	GA	EDR Historical Auto Stations
30904	1000100283	GAD981224587	OMS NUMBER 4	WOOD ST		AUGUSTA	GA	RCRA-CESQG, LUST, UST
30904	1006773131	110013424160	RACO #6	2447 WRIGHTBORO RD		AUGUSTA	GA	FINDS
30904	U001483148	1210014	HIRAL ENTERPRISES INC	2447 WRIGHTBORO RD		AUGUSTA	GA	UST
30904	1021840366		LENWOOD SERVICE STATION	2443 WRIGHTS BORORD	**	AUGUSTA	GA	EDR Historical Auto Stations
30904	1004461909		EARTHGRAINES BAKING CO	1500 WRIGHTSBORO RD		AUGUSTA	GA	FTTS
30904	1016299168	110011888877	EARTHGRAINES BAKING CO	1500 WRIGHTSBORO RD		AUGUSTA	GA	FINDS
30904	U003157651	1210211	THE EARTHGRAINS CO	1500 WRIGHTSBORO RD		AUGUSTA	GA	UST
30904	1002870383	GAD003303344	COLONIAL BAKING OF AUGUSTA	1500 WRIGHTSBORO RD @ 15TH ST		AUGUSTA	GA	CERCLIS-NFRAP
30904	1006773279	9121132	W L SHEPEARD COMMUNITY BLOOD CEN	1533 WRIGHTSBORO RD		AUGUSTA	GA	UST
30904	S117051302		SOLO CUP OPERATING COMPANY	1550 WRIGHTSBORO RD		AUGUSTA	GA	TIER 2
30904	1000392246	GAD003326816	DART CONTAINER - AUGUSTA	1550 WRIGHTSBORO ROAD		AUGUSTA	GA	ICIS, RCRAInfo-SQG
30904	S112369428		SWEETHEART CUP COMPANY	1550 WRIGHTSBORO ROAD		AUGUSTA	GA	
30904	1016078524	110009354894	SOLO CUP COMPANY	1550 WRIGHTSBORO ROAD		AUGUSTA	GA	FINDS
30904	S107752086	324500034	SOLO CUP OPERATING COMPANY	1550 WRIGHTSBORO ROAD		AUGUSTA	GA	AIRS, NPDES, TIER 2
30904	1016172402		SOLO CUP COMPANY, AUGUSTA PLANT	1550 WRIGHTSBORO ROAD		AUGUSTA	GA	RMP
30904	S112369449		SWEETHEART CUP COMPANY	1550 WRIGHTSBORO ROAD		AUGUSTA	GA	
30904	S112371469		SWEETHEART CUP COMPANY	1550 WRIGHTSBORO ROAD		AUGUSTA	GA	
30904	1011837442		SOLO CUP COMPANY, AUGUSTA PLANT	1550 WRIGHTSBORO ROAD		AUGUSTA	GA	RMP
30904	1020447465		OELLERICH TEXACO SERVICE CTR	2221 WRIGHTSBORO RD	**	AUGUSTA	GA	EDR Historical Auto Stations
30904	U001483443	01210372	TRINITY HOSPITAL OF AUGUSTA	2260 WRIGHTSBORO RD (10)		AUGUSTA	GA	LUST, UST
30904	1007294732	324500139	TRINITY HOSPITAL OF AUGUSTA	2260 WRIGHTSBORO ROAD		AUGUSTA	GA	AIRS, TIER 2
30904	2008858715			2260 WRIGHTSBORO ROAD		AUGUSTA	GA	ERNS
30904	1006790405	110013598311	VA MEDICAL CENTER AUGUSTA	2460 WRIGHTSBORO RD		AUGUSTA	GA	FINDS, LUST, UST
30904	U001489203	09000078	BP OIL #45240/GULF STATION #2655	2501 WRIGHTSBORO RD		AUGUSTA	GA	LUST, UST
30904	U001483253	1210138	CIRCLE K #2705581	2631 WRIGHTSBORO RD		AUGUSTA	GA	UST
30904	1006773137	110013424222	CIRCLE K #2705581	2631 WRIGHTSBORO RD		AUGUSTA	GA	FINDS, LUST
30904	A100334068		CIRCLE K #5581	2631 WRIGHTSBORO ROAD		AUGUSTA	GA	AST
30904	1006790450	110013598776	CIRCLE K #2705337	2702 WRIGHTSBORO RD		AUGUSTA	GA	FINDS, LUST
30904	U001483344	1210251	CIRCLE K #2705337	2702 WRIGHTSBORO RD		AUGUSTA	GA	UST
30904	A100334080		CIRCLE K #5337	2702 WRIGHTSBORO ROAD		AUGUSTA	GA	AST
30904	U001483341	01210248	SMILE GAS #3/FORMER DANIEL VILLA	2801 WRIGHTSBORO RD		AUGUSTA	GA	LUST, UST
30904	1018431805		WHITE HOUSE SERVICE SYSTEMS*	2811 WRIGHTSBORO RD	**	AUGUSTA	GA	EDR Historical Cleaners
30904	1006772571	110013418523	SMART GROCERY	3221 WRIGHTSBORO RD		AUGUSTA	GA	FINDS, LUST, UST
30904	U003921046	09121167	CHRUCHS FRIED CHICKEN #1201	3223 WRIGHTSBORO RD		AUGUSTA	GA	LUST, UST
30904	1009613152		C G & T CO	3225 WRIGHTSBORO RD		AUGUSTA	GA	EDR Historical Cleaners
30904	1000101899	110005664780	US ARMY RESERVE CENTER AMSA #54	3311 WRIGHTSBORO RD		AUGUSTA	GA	CERCLIS-NFRAP, RCRA-CESQG, FINDS
30904	1020787032		B & O SHELL SERVICE	3480 WRIGHTSBORO RD	**	AUGUSTA	GA	EDR Historical Auto Stations
30904	1020673134		COMMUNITY GROCERY STORE	3640 WRIGHTSBORO RD	**	AUGUSTA	GA	EDR Historical Auto Stations
30904	U001483321	1210226	BST/AUGUSTA SVC CTR/R6509	3838 WRIGHTSBORO RD		AUGUSTA	GA	UST
30904	1000986255	110005708243	BST AGSTGAWR R6509	3841 WRIGHTSBORO RD		AUGUSTA	GA	RCRA-NonGen, FINDS
30904	1006790456	110013598838	CIRCLE K #2705336	3950 WRIGHTSBORO RD		AUGUSTA	GA	FINDS, LUST
30904	U001483343	1210250	CIRCLE K #2705336	3950 WRIGHTSBORO RD		AUGUSTA	GA	UST
30904	1021157358		PADGETT C L	WRIGHTSBORO RD	**	AUGUSTA	GA	EDR Historical Auto Stations
30904	U003007264	9121056	GA DOT ROW	WRIGHTSBORO RD		AUGUSTA	GA	UST
30912	U001483289	1210191	MEDICAL COLLEGE OF GAMCG #9/SEAR	BUILDING HP - 117		AUGUSTA	GA	UST
30912	U001920441	9121113	MCG #11/CLAY ST WAREHOUSE	1555 CLAY ST SOUTH OF RE BLDG		AUGUSTA	GA	UST
30912	1021198023		CARTEE TOBACCO RD FINA	COR OF U S 25 & TOBACC RD	**	AUGUSTA	GA	EDR Historical Auto Stations
30912	U003296381	09121041	MCG #1/MED TECH/MEDICAL COLLEGE	DENT ST & 1403 LANEY WALKER BLVD		AUGUSTA	GA	LUST, UST
30912	1006773424	9121111	GRU HOSPITAL BOILER ROOM BUILDING	1120 FIFTEENTH ST E OF HOSPITAL		AUGUSTA	GA	UST
30912	1000741333	09121010	MCG #7/FACILITY PAVILLION	1467 HARPER ST & CUSHING AVE		AUGUSTA	GA	LUST, UST
30912	S107751294	324500134	MEDICAL COLLEGE OF GEORGIA	1450 HOSPITAL ACCESS ROAD - CENTRA	**	AUGUSTA	GA	AIRS
30912	1006773488	9121085	GRU CENTRAL ENERGY BUILDING BH & L	1450 HOSPITAL RD LOT 12	**	AUGUSTA	GA	UST

EDR ZIP Code Scan Report

ZIP	EDR-ID	Facility ID	Name	Address	Map/Dir/Dist	City	State	Databases
30912	U001920440	9121112	MCG #10 PHYSICAL PLANT/B&B LUMBE	1393 LANEY WALKER BLVD		AUGUSTA	GA	UST
30912	U001483494	1212001	MCG #12/PARK SITE	1402 LANEY WALKER BLVD		AUGUSTA	GA	UST
30912	U003007258	09121037	VEHICLE SERVICES MOTOR POOL BLDG	1410 LANEY WALKER BLVD		AUGUSTA	GA	LUST, UST
30912	98468668			1459 LANEY WALKER		AUGUSTA	GA	ERNS
30912	96363862			1459 LANEY WALKER BLVD		AUGUSTA	GA	ERNS
30912	U001629355	9121096	MCG #6/EAST OF CL BLDG	1459/1450 LANEY WALKER BLVD		AUGUSTA	GA	LUST, UST
30912	1006773421	9121114	GRU RESEARCH & EDUCATION BUILDING	1460 LANEY WALKER BLVD		AUGUSTA	GA	UST
30912	U004250057		GEORGIA REGENTS MEDICAL CENTER (F	1481 LANEY WALKER BLVD		AUGUSTA	GA	UST
30912	U001920436	9121110	MCG #8/PHYSICAL PLANT SHOPS	804 NEW BAILIE ST/NORTH OF BLDG		AUGUSTA	GA	UST
30912	U003007274	9121133	BLDG HT (OLD SEARS AUTOMOTIVE CT	524 15TH ST		AUGUSTA	GA	UST
30912	S107774226	FATR20064YZ0UJ002GHV -- MEDICAL COLLEGE OF GA HEALTHCARE INC. -- 1120 15TH STREET				AUGUSTA	GA	TIER 2
30912	S117053879		GEORGIA REGENTS MEDICAL CENTER	1120 15TH STREET		AUGUSTA	GA	TIER 2
30912	1016682856	110013615007	GEORGIA REGENTS UNIVERSITY	1120 15TH STREET		AUGUSTA	GA	ICIS, FINDS
30912	1004688242	110005720023	MCG HEALTHCARE INC	1120 15TH STREET BB8511		AUGUSTA	GA	RCRAInfo-SQG, FINDS
30912	1018314566		MEDICAL COLLEGE OF GEORGIA	1120 15TH STREET, FACILITIES M		AUGUSTA	GA	ICIS

GOVERNMENT RECORDS SEARCHED / DATA CURRENCY TRACKING

To maintain currency of the following federal and state databases, EDR contacts the appropriate governmental agency on a monthly or quarterly basis, as required.

Number of Days to Update: Provides confirmation that EDR is reporting records that have been updated within 90 days from the date the government agency made the information available to the public.

STANDARD ENVIRONMENTAL RECORDS

Federal NPL site list

NPL: National Priority List

National Priorities List (Superfund). The NPL is a subset of CERCLIS and identifies over 1,200 sites for priority cleanup under the Superfund Program. NPL sites may encompass relatively large areas. As such, EDR provides polygon coverage for over 1,000 NPL site boundaries produced by EPA's Environmental Photographic Interpretation Center (EPIC) and regional EPA offices.

Date of Government Version: 12/05/2016
Date Data Arrived at EDR: 01/05/2017
Date Made Active in Reports: 02/03/2017
Number of Days to Update: 29

Source: EPA
Telephone: N/A
Last EDR Contact: 04/21/2017
Next Scheduled EDR Contact: 07/17/2017
Data Release Frequency: Quarterly

NPL Site Boundaries

Sources:

EPA's Environmental Photographic Interpretation Center (EPIC)
Telephone: 202-564-7333

EPA Region 1
Telephone 617-918-1143

EPA Region 6
Telephone: 214-655-6659

EPA Region 3
Telephone 215-814-5418

EPA Region 7
Telephone: 913-551-7247

EPA Region 4
Telephone 404-562-8033

EPA Region 8
Telephone: 303-312-6774

EPA Region 5
Telephone 312-886-6686

EPA Region 9
Telephone: 415-947-4246

EPA Region 10
Telephone 206-553-8665

Proposed NPL: Proposed National Priority List Sites

A site that has been proposed for listing on the National Priorities List through the issuance of a proposed rule in the Federal Register. EPA then accepts public comments on the site, responds to the comments, and places on the NPL those sites that continue to meet the requirements for listing.

Date of Government Version: 12/05/2016
Date Data Arrived at EDR: 01/05/2017
Date Made Active in Reports: 02/03/2017
Number of Days to Update: 29

Source: EPA
Telephone: N/A
Last EDR Contact: 04/21/2017
Next Scheduled EDR Contact: 07/17/2017
Data Release Frequency: Quarterly

NPL LIENS: Federal Superfund Liens

Federal Superfund Liens. Under the authority granted the USEPA by CERCLA of 1980, the USEPA has the authority to file liens against real property in order to recover remedial action expenditures or when the property owner received notification of potential liability. USEPA compiles a listing of filed notices of Superfund Liens.

Date of Government Version: 10/15/1991
Date Data Arrived at EDR: 02/02/1994
Date Made Active in Reports: 03/30/1994
Number of Days to Update: 56

Source: EPA
Telephone: 202-564-4267
Last EDR Contact: 08/15/2011
Next Scheduled EDR Contact: 11/28/2011
Data Release Frequency: No Update Planned

GOVERNMENT RECORDS SEARCHED / DATA CURRENCY TRACKING

Federal Delisted NPL site list

Delisted NPL: National Priority List Deletions

The National Oil and Hazardous Substances Pollution Contingency Plan (NCP) establishes the criteria that the EPA uses to delete sites from the NPL. In accordance with 40 CFR 300.425.(e), sites may be deleted from the NPL where no further response is appropriate.

Date of Government Version: 12/05/2016	Source: EPA
Date Data Arrived at EDR: 01/05/2017	Telephone: N/A
Date Made Active in Reports: 02/03/2017	Last EDR Contact: 04/21/2017
Number of Days to Update: 29	Next Scheduled EDR Contact: 07/17/2017
	Data Release Frequency: Quarterly

Federal CERCLIS list

FEDERAL FACILITY: Federal Facility Site Information listing

A listing of National Priority List (NPL) and Base Realignment and Closure (BRAC) sites found in the Comprehensive Environmental Response, Compensation and Liability Information System (CERCLIS) Database where EPA Federal Facilities Restoration and Reuse Office is involved in cleanup activities.

Date of Government Version: 11/07/2016	Source: Environmental Protection Agency
Date Data Arrived at EDR: 01/05/2017	Telephone: 703-603-8704
Date Made Active in Reports: 04/07/2017	Last EDR Contact: 04/07/2017
Number of Days to Update: 92	Next Scheduled EDR Contact: 07/17/2017
	Data Release Frequency: Varies

SEMS: Superfund Enterprise Management System

SEMS (Superfund Enterprise Management System) tracks hazardous waste sites, potentially hazardous waste sites, and remedial activities performed in support of EPA's Superfund Program across the United States. The list was formerly know as CERCLIS, renamed to SEMS by the EPA in 2015. The list contains data on potentially hazardous waste sites that have been reported to the USEPA by states, municipalities, private companies and private persons, pursuant to Section 103 of the Comprehensive Environmental Response, Compensation, and Liability Act (CERCLA). This dataset also contains sites which are either proposed to or on the National Priorities List (NPL) and the sites which are in the screening and assessment phase for possible inclusion on the NPL.

Date of Government Version: 10/10/2016	Source: EPA
Date Data Arrived at EDR: 10/20/2016	Telephone: 800-424-9346
Date Made Active in Reports: 01/06/2017	Last EDR Contact: 04/21/2017
Number of Days to Update: 78	Next Scheduled EDR Contact: 07/31/2017
	Data Release Frequency: Quarterly

Federal CERCLIS NFRAP site list

SEMS-ARCHIVE: Superfund Enterprise Management System Archive

SEMS-ARCHIVE (Superfund Enterprise Management System Archive) tracks sites that have no further interest under the Federal Superfund Program based on available information. The list was formerly known as the CERCLIS-NFRAP, renamed to SEMS ARCHIVE by the EPA in 2015. EPA may perform a minimal level of assessment work at a site while it is archived if site conditions change and/or new information becomes available. Archived sites have been removed and archived from the inventory of SEMS sites. Archived status indicates that, to the best of EPA's knowledge, assessment at a site has been completed and that EPA has determined no further steps will be taken to list the site on the National Priorities List (NPL), unless information indicates this decision was not appropriate or other considerations require a recommendation for listing at a later time. The decision does not necessarily mean that there is no hazard associated with a given site; it only means that. based upon available information, the location is not judged to be potential NPL site.

Date of Government Version: 10/10/2016
Date Data Arrived at EDR: 10/20/2016
Date Made Active in Reports: 01/06/2017
Number of Days to Update: 78

Source: EPA
Telephone: 800-424-9346
Last EDR Contact: 04/25/2017
Next Scheduled EDR Contact: 07/31/2017
Data Release Frequency: Quarterly

Federal RCRA CORRACTS facilities list

CORRACTS: Corrective Action Report

CORRACTS identifies hazardous waste handlers with RCRA corrective action activity.

Date of Government Version: 12/12/2016
Date Data Arrived at EDR: 12/28/2016
Date Made Active in Reports: 02/10/2017
Number of Days to Update: 44

Source: EPA
Telephone: 800-424-9346
Last EDR Contact: 03/02/2017
Next Scheduled EDR Contact: 04/10/2017
Data Release Frequency: Quarterly

Federal RCRA non-CORRACTS TSD facilities list

RCRA-TSDF: RCRA - Treatment, Storage and Disposal

RCRAInfo is EPA's comprehensive information system, providing access to data supporting the Resource Conservation and Recovery Act (RCRA) of 1976 and the Hazardous and Solid Waste Amendments (HSWA) of 1984. The database includes selective information on sites which generate, transport, store, treat and/or dispose of hazardous waste as defined by the Resource Conservation and Recovery Act (RCRA). Transporters are individuals or entities that move hazardous waste from the generator offsite to a facility that can recycle, treat, store, or dispose of the waste. TSDFs treat, store, or dispose of the waste.

Date of Government Version: 12/12/2016
Date Data Arrived at EDR: 12/28/2016
Date Made Active in Reports: 02/10/2017
Number of Days to Update: 44

Source: Environmental Protection Agency
Telephone: (404) 562-8651
Last EDR Contact: 03/02/2017
Next Scheduled EDR Contact: 04/10/2017
Data Release Frequency: Quarterly

Federal RCRA generators list

RCRA-LQG: RCRA - Large Quantity Generators

RCRAInfo is EPA's comprehensive information system, providing access to data supporting the Resource Conservation and Recovery Act (RCRA) of 1976 and the Hazardous and Solid Waste Amendments (HSWA) of 1984. The database includes selective information on sites which generate, transport, store, treat and/or dispose of hazardous waste as defined by the Resource Conservation and Recovery Act (RCRA). Large quantity generators (LQGs) generate over 1,000 kilograms (kg) of hazardous waste, or over 1 kg of acutely hazardous waste per month.

Date of Government Version: 12/12/2016
Date Data Arrived at EDR: 12/28/2016
Date Made Active in Reports: 02/10/2017
Number of Days to Update: 44

Source: Environmental Protection Agency
Telephone: (404) 562-8651
Last EDR Contact: 03/02/2017
Next Scheduled EDR Contact: 04/10/2017
Data Release Frequency: Quarterly

RCRA-SQG: RCRA - Small Quantity Generators

RCRAInfo is EPA's comprehensive information system, providing access to data supporting the Resource Conservation and Recovery Act (RCRA) of 1976 and the Hazardous and Solid Waste Amendments (HSWA) of 1984. The database includes selective information on sites which generate, transport, store, treat and/or dispose of hazardous waste as defined by the Resource Conservation and Recovery Act (RCRA). Small quantity generators (SQGs) generate between 100 kg and 1,000 kg of hazardous waste per month.

Date of Government Version: 12/12/2016
Date Data Arrived at EDR: 12/28/2016
Date Made Active in Reports: 02/10/2017
Number of Days to Update: 44

Source: Environmental Protection Agency
Telephone: (404) 562-8651
Last EDR Contact: 03/02/2017
Next Scheduled EDR Contact: 04/10/2017
Data Release Frequency: Quarterly

RCRA-CESQG: RCRA - Conditionally Exempt Small Quantity Generators

RCRAInfo is EPA's comprehensive information system, providing access to data supporting the Resource Conservation and Recovery Act (RCRA) of 1976 and the Hazardous and Solid Waste Amendments (HSWA) of 1984. The database includes selective information on sites which generate, transport, store, treat and/or dispose of hazardous waste as defined by the Resource Conservation and Recovery Act (RCRA). Conditionally exempt small quantity generators (CESQGs) generate less than 100 kg of hazardous waste, or less than 1 kg of acutely hazardous waste per month.

Date of Government Version: 12/12/2016
Date Data Arrived at EDR: 12/28/2016
Date Made Active in Reports: 02/10/2017
Number of Days to Update: 44

Source: Environmental Protection Agency
Telephone: (404) 562-8651
Last EDR Contact: 03/02/2017
Next Scheduled EDR Contact: 04/10/2017
Data Release Frequency: Varies

Federal institutional controls / engineering controls registries

LUCIS: Land Use Control Information System

LUCIS contains records of land use control information pertaining to the former Navy Base Realignment and Closure properties.

Date of Government Version: 12/28/2016
Date Data Arrived at EDR: 01/04/2017
Date Made Active in Reports: 04/07/2017
Number of Days to Update: 93

Source: Department of the Navy
Telephone: 843-820-7326
Last EDR Contact: 02/13/2017
Next Scheduled EDR Contact: 05/29/2017
Data Release Frequency: Varies

US ENG CONTROLS: Engineering Controls Sites List

A listing of sites with engineering controls in place. Engineering controls include various forms of caps, building foundations, liners, and treatment methods to create pathway elimination for regulated substances to enter environmental media or effect human health.

Date of Government Version: 11/15/2016
Date Data Arrived at EDR: 11/29/2016
Date Made Active in Reports: 02/03/2017
Number of Days to Update: 66

Source: Environmental Protection Agency
Telephone: 703-603-0695
Last EDR Contact: 02/28/2017
Next Scheduled EDR Contact: 06/12/2017
Data Release Frequency: Varies

US INST CONTROL: Sites with Institutional Controls

A listing of sites with institutional controls in place. Institutional controls include administrative measures, such as groundwater use restrictions, construction restrictions, property use restrictions, and post remediation care requirements intended to prevent exposure to contaminants remaining on site. Deed restrictions are generally required as part of the institutional controls.

Date of Government Version: 11/15/2016
Date Data Arrived at EDR: 11/29/2016
Date Made Active in Reports: 02/03/2017
Number of Days to Update: 66

Source: Environmental Protection Agency
Telephone: 703-603-0695
Last EDR Contact: 02/28/2017
Next Scheduled EDR Contact: 06/12/2017
Data Release Frequency: Varies

Federal ERNS list

ERNS: Emergency Response Notification System

Emergency Response Notification System. ERNS records and stores information on reported releases of oil and hazardous substances.

Date of Government Version: 09/26/2016
Date Data Arrived at EDR: 09/29/2016
Date Made Active in Reports: 11/11/2016
Number of Days to Update: 43

Source: National Response Center, United States Coast Guard
Telephone: 202-267-2180
Last EDR Contact: 03/29/2017
Next Scheduled EDR Contact: 07/10/2017
Data Release Frequency: Annually

State- and tribal - equivalent CERCLIS

GA SHWS: Hazardous Site Inventory

State Hazardous Waste Sites. State hazardous waste site records are the states' equivalent to CERCLIS. These sites may or may not already be listed on the federal CERCLIS list. Priority sites planned for cleanup using state funds (state equivalent of Superfund) are identified along with sites where cleanup will be paid for by potentially responsible parties. Available information varies by state.

Date of Government Version: 07/01/2016
Date Data Arrived at EDR: 07/05/2016
Date Made Active in Reports: 08/15/2016
Number of Days to Update: 41

Source: Department of Environmental Protection
Telephone: 404-657-8600
Last EDR Contact: 03/31/2017
Next Scheduled EDR Contact: 07/10/2017
Data Release Frequency: Annually

SC SHWS: Site Assessment Section Project List

State Hazardous Waste Sites. State hazardous waste site records are the states' equivalent to CERCLIS. These sites may or may not already be listed on the federal CERCLIS list. Priority sites planned for cleanup using state funds (state equivalent of Superfund) are identified along with sites where cleanup will be paid for by potentially responsible parties. Available information varies by state.

Date of Government Version: 12/19/2016
Date Data Arrived at EDR: 01/11/2017
Date Made Active in Reports: 03/09/2017
Number of Days to Update: 57

Source: Department of Health and Environmental Control
Telephone: 803-898-0835
Last EDR Contact: 03/13/2017
Next Scheduled EDR Contact: 06/26/2017
Data Release Frequency: Annually

GA NON HSI: Non-Hazardous Site Inventory

This list was obtained by EDR in 1998 and contains property listings that have reported contamination of soil or groundwater under the Georgia Hazardous Site Response Act (HSRA). These sites were not placed on the Georgia Priority list (Hazardous Site Inventory or HSI) because their hazard evaluation scores did not exceed the threshold levels established for sites posing an imminent threat to health or the environment. Disclaimer provided by Rindt-McDuff Associates - the database information has been obtained from publicly available sources produced by other entities. While reasonable steps have been taken to insure the accuracy of the data, RMA does not guarantee the accuracy of the data. No claim is made for the actual existence of pollution at any site. This data does not constitute a legal opinion.

Date of Government Version: 09/30/2016
Date Data Arrived at EDR: 10/18/2016
Date Made Active in Reports: 01/26/2017
Number of Days to Update: 100

Source: Rindt-McDuff Associates, Inc.
Telephone: N/A
Last EDR Contact: 04/10/2017
Next Scheduled EDR Contact: 07/24/2017
Data Release Frequency: Annually

State and tribal landfill and/or solid waste disposal site lists

GA SWF/LF: Solid Waste Disposal Facilities

Solid Waste Facilities/Landfill Sites. SWF/LF type records typically contain an inventory of solid waste disposal facilities or landfills in a particular state. Depending on the state, these may be active or inactive facilities or open dumps that failed to meet RCRA Subtitle D Section 4004 criteria for solid waste landfills or disposal sites.

Date of Government Version: 06/28/2016
Date Data Arrived at EDR: 08/02/2016
Date Made Active in Reports: 08/16/2016
Number of Days to Update: 14

Source: Department of Natural Resources
Telephone: 404-362-2696
Source: Center for GIS, Georgia Institute of Technology
Telephone: 404-385-0900
Last EDR Contact: 02/01/2017
Next Scheduled EDR Contact: 05/08/2017
Data Release Frequency: Semi-Annually

SC SWF/LF: Permitted Landfills List

Solid Waste Facilities/Landfill Sites. SWF/LF type records typically contain an inventory of solid waste disposal facilities or landfills in a particular state. Depending on the state, these may be active or inactive facilities or open dumps that failed to meet RCRA Subtitle D Section 4004 criteria for solid waste landfills or disposal sites.

Date of Government Version: 01/05/2017
Date Data Arrived at EDR: 01/13/2017
Date Made Active in Reports: 03/09/2017
Number of Days to Update: 55

Source: Department of Health and Environmental Control
Telephone: 803-734-5165
Source: Department of Health and Environmental Control, GIS Section
Telephone: 803-896-4084
Last EDR Contact: 03/13/2017
Next Scheduled EDR Contact: 06/26/2017
Data Release Frequency: Varies

State and tribal leaking storage tank lists

GA LUST: List of Leaking Underground Storage Tanks

Leaking Underground Storage Tank Incident Reports. LUST records contain an inventory of reported leaking underground storage tank incidents. Not all states maintain these records, and the information stored varies by state.

Date of Government Version: 05/27/2016
Date Data Arrived at EDR: 06/09/2016
Date Made Active in Reports: 07/06/2016
Number of Days to Update: 27

Source: Environmental Protection Division
Telephone: 404-362-2687
Last EDR Contact: 03/15/2017
Next Scheduled EDR Contact: 06/26/2017
Data Release Frequency: Quarterly

SC LUST: Leaking Underground Storage Tank List

Leaking Underground Storage Tank Incident Reports. LUST records contain an inventory of reported leaking underground storage tank incidents. Not all states maintain these records, and the information stored varies by state.

Date of Government Version: 02/03/2017
Date Data Arrived at EDR: 02/22/2017
Date Made Active in Reports: 03/09/2017
Number of Days to Update: 15

Source: Department of Health and Environmental Control
Telephone: 803-898-4350
Last EDR Contact: 04/24/2017
Next Scheduled EDR Contact: 08/07/2017
Data Release Frequency: Quarterly

INDIAN LUST R9: Leaking Underground Storage Tanks on Indian Land

LUSTs on Indian land in Arizona, California, New Mexico and Nevada

Date of Government Version: 02/25/2016
Date Data Arrived at EDR: 04/27/2016
Date Made Active in Reports: 06/03/2016
Number of Days to Update: 37

Source: Environmental Protection Agency
Telephone: 415-972-3372
Last EDR Contact: 01/26/2017
Next Scheduled EDR Contact: 05/08/2017
Data Release Frequency: Quarterly

INDIAN LUST R8: Leaking Underground Storage Tanks on Indian Land

LUSTs on Indian land in Colorado, Montana, North Dakota, South Dakota, Utah and Wyoming.

Date of Government Version: 10/13/2015
Date Data Arrived at EDR: 10/23/2015
Date Made Active in Reports: 02/18/2016
Number of Days to Update: 118

Source: EPA Region 8
Telephone: 303-312-6271
Last EDR Contact: 01/26/2017
Next Scheduled EDR Contact: 05/08/2017
Data Release Frequency: Quarterly

INDIAN LUST R7: Leaking Underground Storage Tanks on Indian Land
LUSTs on Indian land in Iowa, Kansas, and Nebraska

Date of Government Version: 10/09/2015
Date Data Arrived at EDR: 02/12/2016
Date Made Active in Reports: 06/03/2016
Number of Days to Update: 112

Source: EPA Region 7
Telephone: 913-551-7003
Last EDR Contact: 01/26/2017
Next Scheduled EDR Contact: 05/08/2017
Data Release Frequency: Varies

INDIAN LUST R6: Leaking Underground Storage Tanks on Indian Land
LUSTs on Indian land in New Mexico and Oklahoma.

Date of Government Version: 12/11/2015
Date Data Arrived at EDR: 02/19/2016
Date Made Active in Reports: 06/03/2016
Number of Days to Update: 105

Source: EPA Region 6
Telephone: 214-665-6597
Last EDR Contact: 01/26/2017
Next Scheduled EDR Contact: 05/08/2017
Data Release Frequency: Varies

INDIAN LUST R4: Leaking Underground Storage Tanks on Indian Land
LUSTs on Indian land in Florida, Mississippi and North Carolina.

Date of Government Version: 02/05/2016
Date Data Arrived at EDR: 04/29/2016
Date Made Active in Reports: 06/03/2016
Number of Days to Update: 35

Source: EPA Region 4
Telephone: 404-562-8677
Last EDR Contact: 01/24/2017
Next Scheduled EDR Contact: 05/08/2017
Data Release Frequency: Semi-Annually

INDIAN LUST R1: Leaking Underground Storage Tanks on Indian Land
A listing of leaking underground storage tank locations on Indian Land.

Date of Government Version: 10/27/2015
Date Data Arrived at EDR: 10/29/2015
Date Made Active in Reports: 01/04/2016
Number of Days to Update: 67

Source: EPA Region 1
Telephone: 617-918-1313
Last EDR Contact: 01/26/2017
Next Scheduled EDR Contact: 05/08/2017
Data Release Frequency: Varies

INDIAN LUST R5: Leaking Underground Storage Tanks on Indian Land
Leaking underground storage tanks located on Indian Land in Michigan, Minnesota and Wisconsin.

Date of Government Version: 02/17/2016
Date Data Arrived at EDR: 04/27/2016
Date Made Active in Reports: 06/03/2016
Number of Days to Update: 37

Source: EPA, Region 5
Telephone: 312-886-7439
Last EDR Contact: 01/26/2017
Next Scheduled EDR Contact: 05/08/2017
Data Release Frequency: Varies

INDIAN LUST R10: Leaking Underground Storage Tanks on Indian Land
LUSTs on Indian land in Alaska, Idaho, Oregon and Washington.

Date of Government Version: 01/07/2016
Date Data Arrived at EDR: 01/08/2016
Date Made Active in Reports: 02/18/2016
Number of Days to Update: 41

Source: EPA Region 10
Telephone: 206-553-2857
Last EDR Contact: 01/26/2017
Next Scheduled EDR Contact: 05/08/2017
Data Release Frequency: Quarterly

State and tribal registered storage tank lists

FEMA UST: Underground Storage Tank Listing
A listing of all FEMA owned underground storage tanks.

Date of Government Version: 01/01/2010
Date Data Arrived at EDR: 02/16/2010
Date Made Active in Reports: 04/12/2010
Number of Days to Update: 55

Source: FEMA
Telephone: 202-646-5797
Last EDR Contact: 04/11/2017
Next Scheduled EDR Contact: 07/24/2017
Data Release Frequency: Varies

GA UST: Underground Storage Tank Database

Registered Underground Storage Tanks. UST's are regulated under Subtitle I of the Resource Conservation and Recovery Act (RCRA) and must be registered with the state department responsible for administering the UST program. Available information varies by state program.

Date of Government Version: 05/27/2016
Date Data Arrived at EDR: 06/09/2016
Date Made Active in Reports: 07/20/2016
Number of Days to Update: 41

Source: Environmental Protection Division
Telephone: 404-362-2687
Last EDR Contact: 03/17/2017
Next Scheduled EDR Contact: 06/26/2017
Data Release Frequency: Annually

SC UST: Comprehensive Underground Storage Tanks

Registered Underground Storage Tanks. UST's are regulated under Subtitle I of the Resource Conservation and Recovery Act (RCRA) and must be registered with the state department responsible for administering the UST program. Available information varies by state program.

Date of Government Version: 01/07/2017
Date Data Arrived at EDR: 01/10/2017
Date Made Active in Reports: 01/19/2017
Number of Days to Update: 9

Source: Department of Health and Environmental Control
Telephone: 803-896-7957
Last EDR Contact: 04/24/2017
Next Scheduled EDR Contact: 08/07/2017
Data Release Frequency: Quarterly

GA AST: Above Ground Storage Tanks

A listing of LP gas tank site locations.

Date of Government Version: 06/04/2012
Date Data Arrived at EDR: 06/05/2012
Date Made Active in Reports: 06/14/2012
Number of Days to Update: 9

Source: Office of Insurance & Safety Fire Commissioner
Telephone: 404-656-5875
Last EDR Contact: 02/21/2017
Next Scheduled EDR Contact: 06/05/2017
Data Release Frequency: Varies

SC AST: Aboveground Storage Tank List

Registered Aboveground Storage Tanks.

Date of Government Version: 03/25/2004
Date Data Arrived at EDR: 08/04/2004
Date Made Active in Reports: 09/23/2004
Number of Days to Update: 50

Source: Department of Health and Environmental Control
Telephone: 803-898-4350
Last EDR Contact: 02/27/2017
Next Scheduled EDR Contact: 06/12/2017
Data Release Frequency: Varies

INDIAN UST R10: Underground Storage Tanks on Indian Land

The Indian Underground Storage Tank (UST) database provides information about underground storage tanks on Indian land in EPA Region 10 (Alaska, Idaho, Oregon, Washington, and Tribal Nations).

Date of Government Version: 01/07/2016
Date Data Arrived at EDR: 01/08/2016
Date Made Active in Reports: 02/18/2016
Number of Days to Update: 41

Source: EPA Region 10
Telephone: 206-553-2857
Last EDR Contact: 01/26/2017
Next Scheduled EDR Contact: 05/08/2017
Data Release Frequency: Quarterly

INDIAN UST R9: Underground Storage Tanks on Indian Land

The Indian Underground Storage Tank (UST) database provides information about underground storage tanks on Indian land in EPA Region 9 (Arizona, California, Hawaii, Nevada, the Pacific Islands, and Tribal Nations).

Date of Government Version: 02/25/2016
Date Data Arrived at EDR: 04/27/2016
Date Made Active in Reports: 06/03/2016
Number of Days to Update: 37

Source: EPA Region 9
Telephone: 415-972-3368
Last EDR Contact: 01/26/2017
Next Scheduled EDR Contact: 05/08/2017
Data Release Frequency: Quarterly

INDIAN UST R8: Underground Storage Tanks on Indian Land

The Indian Underground Storage Tank (UST) database provides information about underground storage tanks on Indian land in EPA Region 8 (Colorado, Montana, North Dakota, South Dakota, Utah, Wyoming and 27 Tribal Nations).

Date of Government Version: 01/26/2016
Date Data Arrived at EDR: 02/05/2016
Date Made Active in Reports: 06/03/2016
Number of Days to Update: 119

Source: EPA Region 8
Telephone: 303-312-6137
Last EDR Contact: 01/26/2017
Next Scheduled EDR Contact: 05/08/2017
Data Release Frequency: Quarterly

INDIAN UST R7: Underground Storage Tanks on Indian Land

The Indian Underground Storage Tank (UST) database provides information about underground storage tanks on Indian land in EPA Region 7 (Iowa, Kansas, Missouri, Nebraska, and 9 Tribal Nations).

Date of Government Version: 09/23/2014
Date Data Arrived at EDR: 11/25/2014
Date Made Active in Reports: 01/29/2015
Number of Days to Update: 65

Source: EPA Region 7
Telephone: 913-551-7003
Last EDR Contact: 01/26/2017
Next Scheduled EDR Contact: 05/08/2017
Data Release Frequency: Varies

INDIAN UST R6: Underground Storage Tanks on Indian Land

The Indian Underground Storage Tank (UST) database provides information about underground storage tanks on Indian land in EPA Region 6 (Louisiana, Arkansas, Oklahoma, New Mexico, Texas and 65 Tribes).

Date of Government Version: 12/03/2015
Date Data Arrived at EDR: 02/04/2016
Date Made Active in Reports: 06/03/2016
Number of Days to Update: 120

Source: EPA Region 6
Telephone: 214-665-7591
Last EDR Contact: 01/26/2017
Next Scheduled EDR Contact: 05/08/2017
Data Release Frequency: Semi-Annually

INDIAN UST R5: Underground Storage Tanks on Indian Land

The Indian Underground Storage Tank (UST) database provides information about underground storage tanks on Indian land in EPA Region 5 (Michigan, Minnesota and Wisconsin and Tribal Nations).

Date of Government Version: 11/05/2015
Date Data Arrived at EDR: 11/13/2015
Date Made Active in Reports: 01/04/2016
Number of Days to Update: 52

Source: EPA Region 5
Telephone: 312-886-6136
Last EDR Contact: 01/26/2017
Next Scheduled EDR Contact: 05/08/2017
Data Release Frequency: Varies

INDIAN UST R4: Underground Storage Tanks on Indian Land

The Indian Underground Storage Tank (UST) database provides information about underground storage tanks on Indian land in EPA Region 4 (Alabama, Florida, Georgia, Kentucky, Mississippi, North Carolina, South Carolina, Tennessee and Tribal Nations)

Date of Government Version: 02/05/2016
Date Data Arrived at EDR: 04/29/2016
Date Made Active in Reports: 06/03/2016
Number of Days to Update: 35

Source: EPA Region 4
Telephone: 404-562-9424
Last EDR Contact: 01/24/2017
Next Scheduled EDR Contact: 05/08/2017
Data Release Frequency: Semi-Annually

INDIAN UST R1: Underground Storage Tanks on Indian Land

The Indian Underground Storage Tank (UST) database provides information about underground storage tanks on Indian land in EPA Region 1 (Connecticut, Maine, Massachusetts, New Hampshire, Rhode Island, Vermont and ten Tribal Nations).

Date of Government Version: 10/20/2015
Date Data Arrived at EDR: 10/29/2015
Date Made Active in Reports: 01/04/2016
Number of Days to Update: 67

Source: EPA, Region 1
Telephone: 617-918-1313
Last EDR Contact: 01/26/2017
Next Scheduled EDR Contact: 05/08/2017
Data Release Frequency: Varies

State and tribal institutional control / engineering control registries

GA INST CONTROL: Public Record List
Sites on the Public Record Listing that have institutional controls or limitations on use are sites with Risk Reduction Standards of 3, 4, and 5.

Date of Government Version: 09/20/2016
Date Data Arrived at EDR: 11/08/2016
Date Made Active in Reports: 11/22/2016
Number of Days to Update: 14

Source: Department of Natural Resources
Telephone: 404-657-8600
Last EDR Contact: 02/07/2017
Next Scheduled EDR Contact: 05/22/2017
Data Release Frequency: Varies

GA AUL: Uniform Environmental Covenants
A list of environmental covenants

Date of Government Version: 09/26/2016
Date Data Arrived at EDR: 11/08/2016
Date Made Active in Reports: 11/22/2016
Number of Days to Update: 14

Source: Department of Natural Resources
Telephone: 404-657-8600
Last EDR Contact: 02/07/2017
Next Scheduled EDR Contact: 05/22/2017
Data Release Frequency: Varies

SC AUL: Land Use Controls
The term Land Use Controls or "LUCs" encompass institutional controls, such as those involved in real estate interests, governmental permitting, zoning, public advisories, deed notices, and other legal restrictions. The term also includes restrictions on access, whether achieved by means of engineered barriers (e.g., fence or concrete pad) or by human means (e.g., the presence of security guards). Additionally, the term includes both affirmative measures to achieve the desired restrictions (e.g., night lighting of an area) and prohibitive directives (e.g., restrictions on certain types of wells for the duration of the corrective action). Considered altogether, the LUCs for a facility will provide a tool for how the property should be used in order to maintain the level of protectiveness that one or more corrective actions were designed to achieve.

Date of Government Version: 12/12/2016
Date Data Arrived at EDR: 12/15/2016
Date Made Active in Reports: 01/25/2017
Number of Days to Update: 41

Source: Department of Health & Environmental Control
Telephone: 803-896-4049
Last EDR Contact: 12/15/2016
Next Scheduled EDR Contact: 03/27/2017
Data Release Frequency: Varies

State and tribal voluntary cleanup sites

GA VCP: Voluntary Cleanup Program site
Georgia's Voluntary Remediation Program Act was created to encourage voluntary investigation and remediation of contaminated properties.

Date of Government Version: 10/19/2016
Date Data Arrived at EDR: 11/29/2016
Date Made Active in Reports: 01/26/2017
Number of Days to Update: 58

Source: DNR
Telephone: 404-657-8600
Last EDR Contact: 02/28/2017
Next Scheduled EDR Contact: 06/12/2017
Data Release Frequency: Varies

INDIAN VCP R7: Voluntary Cleanup Priority Lisitng
A listing of voluntary cleanup priority sites located on Indian Land located in Region 7.

Date of Government Version: 03/20/2008
Date Data Arrived at EDR: 04/22/2008
Date Made Active in Reports: 05/19/2008
Number of Days to Update: 27

Source: EPA, Region 7
Telephone: 913-551-7365
Last EDR Contact: 04/20/2009
Next Scheduled EDR Contact: 07/20/2009
Data Release Frequency: Varies

SC VCP: Voluntary Cleanup Sites
Sites participating in the Voluntary Cleanup Program. Once staff and a non-responsible party have agreed upon an approved scope of work for a site investigation and/or remediation, the party enters into a voluntary cleanup contract. Staff oversees the cleanup efforts to ensure that activities are performed to our satisfaction. Upon completion of the negotiated work in the voluntary cleanup contract, the non-responsible party receives State Superfund liability protection.

Date of Government Version: 01/05/2017
Date Data Arrived at EDR: 01/13/2017
Date Made Active in Reports: 04/14/2017
Number of Days to Update: 91

Source: Department of Health and Environmental Control
Telephone: 803-896-4049
Last EDR Contact: 03/13/2017
Next Scheduled EDR Contact: 06/26/2017
Data Release Frequency: Varies

INDIAN VCP R1: Voluntary Cleanup Priority Listing

A listing of voluntary cleanup priority sites located on Indian Land located in Region 1.

Date of Government Version: 07/27/2015
Date Data Arrived at EDR: 09/29/2015
Date Made Active in Reports: 02/18/2016
Number of Days to Update: 142

Source: EPA, Region 1
Telephone: 617-918-1102
Last EDR Contact: 03/27/2017
Next Scheduled EDR Contact: 07/10/2017
Data Release Frequency: Varies

State and tribal Brownfields sites

GA BROWNFIELDS: Brownfields Public Record List

The Brownfields Public Record lists properties where response actions under the Georgia Hazardous Site Reuse and Redevelopment Act are planned, ongoing or completed.

Date of Government Version: 09/20/2016
Date Data Arrived at EDR: 11/08/2016
Date Made Active in Reports: 11/22/2016
Number of Days to Update: 14

Source: Department of Natural Resources
Telephone: 404-657-8600
Last EDR Contact: 02/07/2017
Next Scheduled EDR Contact: 05/22/2017
Data Release Frequency: Varies

SC BROWNFIELDS: Brownfields Sites Listing

The Brownfields component of the Voluntary Cleanup Program allows a non-responsible party to acquire a contaminated property with State Superfund liability protection for existing contamination by agreeing to perform an environmental assessment and/or remediation.

Date of Government Version: 01/05/2017
Date Data Arrived at EDR: 01/13/2017
Date Made Active in Reports: 03/09/2017
Number of Days to Update: 55

Source: Department of Health & Environmental Control
Telephone: 803-896-4069
Last EDR Contact: 03/13/2017
Next Scheduled EDR Contact: 06/26/2017
Data Release Frequency: Varies

ADDITIONAL ENVIRONMENTAL RECORDS

Local Brownfield lists

US BROWNFIELDS: A Listing of Brownfields Sites

Brownfields are real property, the expansion, redevelopment, or reuse of which may be complicated by the presence or potential presence of a hazardous substance, pollutant, or contaminant. Cleaning up and reinvesting in these properties takes development pressures off of undeveloped, open land, and both improves and protects the environment. Assessment, Cleanup and Redevelopment Exchange System (ACRES) stores information reported by EPA Brownfields grant recipients on brownfields properties assessed or cleaned up with grant funding as well as information on Targeted Brownfields Assessments performed by EPA Regions. A listing of ACRES Brownfield sites is obtained from Cleanups in My Community. Cleanups in My Community provides information on Brownfields properties for which information is reported back to EPA, as well as areas served by Brownfields grant programs.

Date of Government Version: 03/02/2017
Date Data Arrived at EDR: 03/02/2017
Date Made Active in Reports: 04/07/2017
Number of Days to Update: 36

Source: Environmental Protection Agency
Telephone: 202-566-2777
Last EDR Contact: 03/02/2017
Next Scheduled EDR Contact: 07/03/2017
Data Release Frequency: Semi-Annually

Local Lists of Landfill / Solid Waste Disposal Sites

GA HIST LF: Historical Landfills
Landfills that were closed many years ago.

Date of Government Version: 01/15/2003
Date Data Arrived at EDR: 01/20/2004
Date Made Active in Reports: 02/06/2004
Number of Days to Update: 17

Source: Department of Natural Resources
Telephone: 404-362-2696
Last EDR Contact: 01/20/2004
Next Scheduled EDR Contact: N/A
Data Release Frequency: Varies

GA SWRCY: Recycling Center Listing
A listing of recycling facility locations.

Date of Government Version: 11/15/2016
Date Data Arrived at EDR: 11/18/2016
Date Made Active in Reports: 01/26/2017
Number of Days to Update: 69

Source: Department of Community Affairs
Telephone: 404-679-1598
Last EDR Contact: 03/27/2017
Next Scheduled EDR Contact: 07/10/2017
Data Release Frequency: Varies

SC SWRCY: Solid Waste Recycling Facilities
A listing of recycling center locations.

Date of Government Version: 01/27/2016
Date Data Arrived at EDR: 03/04/2016
Date Made Active in Reports: 04/01/2016
Number of Days to Update: 28

Source: Department of Health & Enviornmental Control
Telephone: 803-896-8985
Last EDR Contact: 02/28/2017
Next Scheduled EDR Contact: 06/12/2017
Data Release Frequency: Varies

INDIAN ODI: Report on the Status of Open Dumps on Indian Lands
Location of open dumps on Indian land.

Date of Government Version: 12/31/1998
Date Data Arrived at EDR: 12/03/2007
Date Made Active in Reports: 01/24/2008
Number of Days to Update: 52

Source: Environmental Protection Agency
Telephone: 703-308-8245
Last EDR Contact: 10/31/2016
Next Scheduled EDR Contact: 02/13/2017
Data Release Frequency: Varies

DEBRIS REGION 9: Torres Martinez Reservation Illegal Dump Site Locations
A listing of illegal dump sites location on the Torres Martinez Indian Reservation located in eastern Riverside County and northern Imperial County, California.

Date of Government Version: 01/12/2009
Date Data Arrived at EDR: 05/07/2009
Date Made Active in Reports: 09/21/2009
Number of Days to Update: 137

Source: EPA, Region 9
Telephone: 415-947-4219
Last EDR Contact: 04/24/2017
Next Scheduled EDR Contact: 08/07/2017
Data Release Frequency: No Update Planned

ODI: Open Dump Inventory
An open dump is defined as a disposal facility that does not comply with one or more of the Part 257 or Part 258 Subtitle D Criteria.

Date of Government Version: 06/30/1985
Date Data Arrived at EDR: 08/09/2004
Date Made Active in Reports: 09/17/2004
Number of Days to Update: 39

Source: Environmental Protection Agency
Telephone: 800-424-9346
Last EDR Contact: 06/09/2004
Next Scheduled EDR Contact: N/A
Data Release Frequency: No Update Planned

IHS OPEN DUMPS: Open Dumps on Indian Land
A listing of all open dumps located on Indian Land in the United States.

Date of Government Version: 04/01/2014
Date Data Arrived at EDR: 08/06/2014
Date Made Active in Reports: 01/29/2015
Number of Days to Update: 176

Source: Department of Health & Human Serivces, Indian Health Service
Telephone: 301-443-1452
Last EDR Contact: 01/30/2017
Next Scheduled EDR Contact: 05/08/2017
Data Release Frequency: Varies

Local Lists of Hazardous waste / Contaminated Sites

US HIST CDL: National Clandestine Laboratory Register
A listing of clandestine drug lab locations that have been removed from the DEAs National Clandestine Laboratory Register.

Date of Government Version: 09/30/2016
Date Data Arrived at EDR: 01/05/2017
Date Made Active in Reports: 02/10/2017
Number of Days to Update: 36

Source: Drug Enforcement Administration
Telephone: 202-307-1000
Last EDR Contact: 02/28/2017
Next Scheduled EDR Contact: 06/12/2017
Data Release Frequency: No Update Planned

GA CDL: Clandestine Drug Labs
A listing of clandestine drug lab site locations in the state.

Date of Government Version: 06/02/2016
Date Data Arrived at EDR: 06/13/2016
Date Made Active in Reports: 08/15/2016
Number of Days to Update: 63

Source: Georgia Bureau of Investigation
Telephone: 404-244-2639
Last EDR Contact: 03/13/2017
Next Scheduled EDR Contact: 06/26/2017
Data Release Frequency: Varies

SC CDL: Clandestine Drug Lab Sites
A listing of clandestine drug lab site locations.

Date of Government Version: 01/24/2012
Date Data Arrived at EDR: 01/26/2012
Date Made Active in Reports: 02/24/2012
Number of Days to Update: 29

Source: Department of Health & Environmental Control
Telephone: 803-896-4288
Last EDR Contact: 03/06/2017
Next Scheduled EDR Contact: 06/19/2017
Data Release Frequency: Varies

SC CDL 2: Clandestine Drug Lab Listing
A listing of clandestine drug lab site locations.

Date of Government Version: 11/30/2016
Date Data Arrived at EDR: 12/16/2016
Date Made Active in Reports: 01/25/2017
Number of Days to Update: 40

Source: South Carolina Law Enforcement Division
Telephone: 803-896-7136
Last EDR Contact: 02/27/2017
Next Scheduled EDR Contact: 06/12/2017
Data Release Frequency: Varies

GA DEL SHWS: Delisted Hazardous Site Inventory Listing
A listing of sites delisted from the Hazardous Site Inventory.

Date of Government Version: 07/01/2016
Date Data Arrived at EDR: 07/05/2016
Date Made Active in Reports: 08/15/2016
Number of Days to Update: 41

Source: Department of Natural Resources
Telephone: 404-657-8636
Last EDR Contact: 03/31/2017
Next Scheduled EDR Contact: 07/10/2017
Data Release Frequency: Annually

US CDL: Clandestine Drug Labs
A listing of clandestine drug lab locations. The U.S. Department of Justice ("the Department") provides this web site as a public service. It contains addresses of some locations where law enforcement agencies reported they found chemicals or other items that indicated the presence of either clandestine drug laboratories or dumpsites. In most cases, the source of the entries is not the Department, and the Department has not verified the entry and does not guarantee its accuracy. Members of the public must verify the accuracy of all entries by, for example, contacting local law enforcement and local health departments.

Date of Government Version: 09/30/2016
Date Data Arrived at EDR: 12/05/2016
Date Made Active in Reports: 02/10/2017
Number of Days to Update: 67

Source: Drug Enforcement Administration
Telephone: 202-307-1000
Last EDR Contact: 02/28/2017
Next Scheduled EDR Contact: 06/12/2017
Data Release Frequency: Quarterly

Local Land Records

LIENS 2: CERCLA Lien Information

A Federal CERCLA ('Superfund') lien can exist by operation of law at any site or property at which EPA has spent Superfund monies. These monies are spent to investigate and address releases and threatened releases of contamination. CERCLIS provides information as to the identity of these sites and properties.

Date of Government Version: 02/18/2014
Date Data Arrived at EDR: 03/18/2014
Date Made Active in Reports: 04/24/2014
Number of Days to Update: 37

Source: Environmental Protection Agency
Telephone: 202-564-6023
Last EDR Contact: 04/21/2017
Next Scheduled EDR Contact: 08/07/2017
Data Release Frequency: Varies

Records of Emergency Release Reports

HMIRS: Hazardous Materials Information Reporting System

Hazardous Materials Incident Report System. HMIRS contains hazardous material spill incidents reported to DOT.

Date of Government Version: 12/28/2016
Date Data Arrived at EDR: 12/28/2016
Date Made Active in Reports: 02/03/2017
Number of Days to Update: 37

Source: U.S. Department of Transportation
Telephone: 202-366-4555
Last EDR Contact: 03/29/2017
Next Scheduled EDR Contact: 07/10/2017
Data Release Frequency: Annually

GA SPILLS: Spills Information

Oil or Hazardous Material Spills or Releases.

Date of Government Version: 07/06/2016
Date Data Arrived at EDR: 07/08/2016
Date Made Active in Reports: 08/15/2016
Number of Days to Update: 38

Source: Department of Natural Resources
Telephone: 770-387-4900
Last EDR Contact: 03/27/2017
Next Scheduled EDR Contact: 07/10/2017
Data Release Frequency: Quarterly

SC SPILLS: Spill List

Spills and releases of petroleum and hazardous chemicals reported to the Oil & Chemical Emergency Response division.

Date of Government Version: 12/12/2016
Date Data Arrived at EDR: 01/13/2017
Date Made Active in Reports: 03/09/2017
Number of Days to Update: 55

Source: Department of Health and Environmental Control
Telephone: 803-898-4111
Last EDR Contact: 02/27/2017
Next Scheduled EDR Contact: 06/12/2017
Data Release Frequency: Varies

GA SPILLS 90: SPILLS90 data from FirstSearch

Spills 90 includes those spill and release records available exclusively from FirstSearch databases. Typically, they may include chemical, oil and/or hazardous substance spills recorded after 1990. Duplicate records that are already included in EDR incident and release records are not included in Spills 90.

Date of Government Version: 10/04/2012
Date Data Arrived at EDR: 01/03/2013
Date Made Active in Reports: 02/11/2013
Number of Days to Update: 39

Source: FirstSearch
Telephone: N/A
Last EDR Contact: 01/03/2013
Next Scheduled EDR Contact: N/A
Data Release Frequency: No Update Planned

SC SPILLS 90: SPILLS90 data from FirstSearch

Spills 90 includes those spill and release records available exclusively from FirstSearch databases. Typically, they may include chemical, oil and/or hazardous substance spills recorded after 1990. Duplicate records that are already included in EDR incident and release records are not included in Spills 90.

Date of Government Version: 10/25/2012
Date Data Arrived at EDR: 01/03/2013
Date Made Active in Reports: 03/07/2013
Number of Days to Update: 63

Source: FirstSearch
Telephone: N/A
Last EDR Contact: 01/03/2013
Next Scheduled EDR Contact: N/A
Data Release Frequency: No Update Planned

Other Ascertainable Records

RCRA NonGen / NLR: RCRA - Non Generators / No Longer Regulated

RCRAInfo is EPA's comprehensive information system, providing access to data supporting the Resource Conservation and Recovery Act (RCRA) of 1976 and the Hazardous and Solid Waste Amendments (HSWA) of 1984. The database includes selective information on sites which generate, transport, store, treat and/or dispose of hazardous waste as defined by the Resource Conservation and Recovery Act (RCRA). Non-Generators do not presently generate hazardous waste.

Date of Government Version: 12/12/2016
Date Data Arrived at EDR: 12/28/2016
Date Made Active in Reports: 02/10/2017
Number of Days to Update: 44

Source: Environmental Protection Agency
Telephone: (404) 562-8651
Last EDR Contact: 03/02/2017
Next Scheduled EDR Contact: 04/10/2017
Data Release Frequency: Varies

FUDS: Formerly Used Defense Sites

The listing includes locations of Formerly Used Defense Sites properties where the US Army Corps of Engineers is actively working or will take necessary cleanup actions.

Date of Government Version: 01/31/2015
Date Data Arrived at EDR: 07/08/2015
Date Made Active in Reports: 10/13/2015
Number of Days to Update: 97

Source: U.S. Army Corps of Engineers
Telephone: 202-528-4285
Last EDR Contact: 02/24/2017
Next Scheduled EDR Contact: 06/05/2017
Data Release Frequency: Varies

DOD: Department of Defense Sites

This data set consists of federally owned or administered lands, administered by the Department of Defense, that have any area equal to or greater than 640 acres of the United States, Puerto Rico, and the U.S. Virgin Islands.

Date of Government Version: 12/31/2005
Date Data Arrived at EDR: 11/10/2006
Date Made Active in Reports: 01/11/2007
Number of Days to Update: 62

Source: USGS
Telephone: 888-275-8747
Last EDR Contact: 04/14/2017
Next Scheduled EDR Contact: 07/24/2017
Data Release Frequency: Semi-Annually

FEDLAND: Federal and Indian Lands

Federally and Indian administrated lands of the United States. Lands included are administrated by: Army Corps of Engineers, Bureau of Reclamation, National Wild and Scenic River, National Wildlife Refuge, Public Domain Land, Wilderness, Wilderness Study Area, Wildlife Management Area, Bureau of Indian Affairs, Bureau of Land Management, Department of Justice, Forest Service, Fish and Wildlife Service, National Park Service.

Date of Government Version: 12/31/2005
Date Data Arrived at EDR: 02/06/2006
Date Made Active in Reports: 01/11/2007
Number of Days to Update: 339

Source: U.S. Geological Survey
Telephone: 888-275-8747
Last EDR Contact: 04/14/2017
Next Scheduled EDR Contact: 07/24/2017
Data Release Frequency: N/A

SCRD DRYCLEANERS: State Coalition for Remediation of Drycleaners Listing

The State Coalition for Remediation of Drycleaners was established in 1998, with support from the U.S. EPA Office of Superfund Remediation and Technology Innovation. It is comprised of representatives of states with established drycleaner remediation programs. Currently the member states are Alabama, Connecticut, Florida, Illinois, Kansas, Minnesota, Missouri, North Carolina, Oregon, South Carolina, Tennessee, Texas, and Wisconsin.

Date of Government Version: 01/01/2017
Date Data Arrived at EDR: 02/03/2017
Date Made Active in Reports: 04/07/2017
Number of Days to Update: 63

Source: Environmental Protection Agency
Telephone: 615-532-8599
Last EDR Contact: 02/03/2017
Next Scheduled EDR Contact: 05/29/2017
Data Release Frequency: Varies

US FIN ASSUR: Financial Assurance Information

All owners and operators of facilities that treat, store, or dispose of hazardous waste are required to provide proof that they will have sufficient funds to pay for the clean up, closure, and post-closure care of their facilities.

Date of Government Version: 10/11/2016
Date Data Arrived at EDR: 11/16/2016
Date Made Active in Reports: 02/03/2017
Number of Days to Update: 79

Source: Environmental Protection Agency
Telephone: 202-566-1917
Last EDR Contact: 02/15/2017
Next Scheduled EDR Contact: 05/29/2017
Data Release Frequency: Quarterly

EPA WATCH LIST: EPA WATCH LIST

EPA maintains a "Watch List" to facilitate dialogue between EPA, state and local environmental agencies on enforcement matters relating to facilities with alleged violations identified as either significant or high priority. Being on the Watch List does not mean that the facility has actually violated the law only that an investigation by EPA or a state or local environmental agency has led those organizations to allege that an unproven violation has in fact occurred. Being on the Watch List does not represent a higher level of concern regarding the alleged violations that were detected, but instead indicates cases requiring additional dialogue between EPA, state and local agencies - primarily because of the length of time the alleged violation has gone unaddressed or unresolved.

Date of Government Version: 08/30/2013
Date Data Arrived at EDR: 03/21/2014
Date Made Active in Reports: 06/17/2014
Number of Days to Update: 88

Source: Environmental Protection Agency
Telephone: 617-520-3000
Last EDR Contact: 02/03/2017
Next Scheduled EDR Contact: 05/22/2017
Data Release Frequency: Quarterly

2020 COR ACTION: 2020 Corrective Action Program List

The EPA has set ambitious goals for the RCRA Corrective Action program by creating the 2020 Corrective Action Universe. This RCRA cleanup baseline includes facilities expected to need corrective action. The 2020 universe contains a wide variety of sites. Some properties are heavily contaminated while others were contaminated but have since been cleaned up. Still others have not been fully investigated yet, and may require little or no remediation. Inclusion in the 2020 Universe does not necessarily imply failure on the part of a facility to meet its RCRA obligations.

Date of Government Version: 04/22/2013
Date Data Arrived at EDR: 03/03/2015
Date Made Active in Reports: 03/09/2015
Number of Days to Update: 6

Source: Environmental Protection Agency
Telephone: 703-308-4044
Last EDR Contact: 02/10/2017
Next Scheduled EDR Contact: 05/22/2017
Data Release Frequency: Varies

TSCA: Toxic Substances Control Act

Toxic Substances Control Act. TSCA identifies manufacturers and importers of chemical substances included on the TSCA Chemical Substance Inventory list. It includes data on the production volume of these substances by plant site.

Date of Government Version: 12/31/2012
Date Data Arrived at EDR: 01/15/2015
Date Made Active in Reports: 01/29/2015
Number of Days to Update: 14

Source: EPA
Telephone: 202-260-5521
Last EDR Contact: 03/24/2017
Next Scheduled EDR Contact: 07/03/2017
Data Release Frequency: Every 4 Years

TRIS: Toxic Chemical Release Inventory System

Toxic Release Inventory System. TRIS identifies facilities which release toxic chemicals to the air, water and land in reportable quantities under SARA Title III Section 313.

Date of Government Version: 12/31/2014
Date Data Arrived at EDR: 11/24/2015
Date Made Active in Reports: 04/05/2016
Number of Days to Update: 133

Source: EPA
Telephone: 202-566-0250
Last EDR Contact: 02/24/2017
Next Scheduled EDR Contact: 06/05/2017
Data Release Frequency: Annually

SSTS: Section 7 Tracking Systems

Section 7 of the Federal Insecticide, Fungicide and Rodenticide Act, as amended (92 Stat. 829) requires all registered pesticide-producing establishments to submit a report to the Environmental Protection Agency by March 1st each year. Each establishment must report the types and amounts of pesticides, active ingredients and devices being produced, and those having been produced and sold or distributed in the past year.

Date of Government Version: 12/31/2009
Date Data Arrived at EDR: 12/10/2010
Date Made Active in Reports: 02/25/2011
Number of Days to Update: 77

Source: EPA
Telephone: 202-564-4203
Last EDR Contact: 04/26/2017
Next Scheduled EDR Contact: 08/07/2017
Data Release Frequency: Annually

ROD: Records Of Decision

Record of Decision. ROD documents mandate a permanent remedy at an NPL (Superfund) site containing technical and health information to aid in the cleanup.

Date of Government Version: 11/25/2013
Date Data Arrived at EDR: 12/12/2013
Date Made Active in Reports: 02/24/2014
Number of Days to Update: 74

Source: EPA
Telephone: 703-416-0223
Last EDR Contact: 03/06/2017
Next Scheduled EDR Contact: 06/19/2017
Data Release Frequency: Annually

RMP: Risk Management Plans

When Congress passed the Clean Air Act Amendments of 1990, it required EPA to publish regulations and guidance for chemical accident prevention at facilities using extremely hazardous substances. The Risk Management Program Rule (RMP Rule) was written to implement Section 112(r) of these amendments. The rule, which built upon existing industry codes and standards, requires companies of all sizes that use certain flammable and toxic substances to develop a Risk Management Program, which includes a(n): Hazard assessment that details the potential effects of an accidental release, an accident history of the last five years, and an evaluation of worst-case and alternative accidental releases; Prevention program that includes safety precautions and maintenance, monitoring, and employee training measures; and Emergency response program that spells out emergency health care, employee training measures and procedures for informing the public and response agencies (e.g the fire department) should an accident occur.

Date of Government Version: 02/01/2017
Date Data Arrived at EDR: 02/09/2017
Date Made Active in Reports: 04/07/2017
Number of Days to Update: 57

Source: Environmental Protection Agency
Telephone: 202-564-8600
Last EDR Contact: 04/21/2017
Next Scheduled EDR Contact: 08/07/2017
Data Release Frequency: Varies

RAATS: RCRA Administrative Action Tracking System

RCRA Administration Action Tracking System. RAATS contains records based on enforcement actions issued under RCRA pertaining to major violators and includes administrative and civil actions brought by the EPA. For administration actions after September 30, 1995, data entry in the RAATS database was discontinued. EPA will retain a copy of the database for historical records. It was necessary to terminate RAATS because a decrease in agency resources made it impossible to continue to update the information contained in the database.

Date of Government Version: 04/17/1995
Date Data Arrived at EDR: 07/03/1995
Date Made Active in Reports: 08/07/1995
Number of Days to Update: 35

Source: EPA
Telephone: 202-564-4104
Last EDR Contact: 06/02/2008
Next Scheduled EDR Contact: 09/01/2008
Data Release Frequency: No Update Planned

PRP: Potentially Responsible Parties

A listing of verified Potentially Responsible Parties

Date of Government Version: 10/25/2013
Date Data Arrived at EDR: 10/17/2014
Date Made Active in Reports: 10/20/2014
Number of Days to Update: 3

Source: EPA
Telephone: 202-564-6023
Last EDR Contact: 04/25/2017
Next Scheduled EDR Contact: 05/22/2017
Data Release Frequency: Quarterly

PADS: PCB Activity Database System
PCB Activity Database. PADS Identifies generators, transporters, commercial storers and/or brokers and disposers of PCB's who are required to notify the EPA of such activities.

Date of Government Version: 01/20/2016
Date Data Arrived at EDR: 04/28/2016
Date Made Active in Reports: 09/02/2016
Number of Days to Update: 127

Source: EPA
Telephone: 202-566-0500
Last EDR Contact: 04/10/2017
Next Scheduled EDR Contact: 07/24/2017
Data Release Frequency: Annually

ICIS: Integrated Compliance Information System
The Integrated Compliance Information System (ICIS) supports the information needs of the national enforcement and compliance program as well as the unique needs of the National Pollutant Discharge Elimination System (NPDES) program.

Date of Government Version: 11/18/2016
Date Data Arrived at EDR: 11/23/2016
Date Made Active in Reports: 02/10/2017
Number of Days to Update: 79

Source: Environmental Protection Agency
Telephone: 202-564-2501
Last EDR Contact: 04/10/2017
Next Scheduled EDR Contact: 07/24/2017
Data Release Frequency: Quarterly

FTTS: FIFRA/ TSCA Tracking System - FIFRA (Federal Insecticide, Fungicide, & Rodenticide Act)/TSCA (Toxic Substances Control Act)
FTTS tracks administrative cases and pesticide enforcement actions and compliance activities related to FIFRA, TSCA and EPCRA (Emergency Planning and Community Right-to-Know Act). To maintain currency, EDR contacts the Agency on a quarterly basis.

Date of Government Version: 04/09/2009
Date Data Arrived at EDR: 04/16/2009
Date Made Active in Reports: 05/11/2009
Number of Days to Update: 25

Source: EPA/Office of Prevention, Pesticides and Toxic Substances
Telephone: 202-566-1667
Last EDR Contact: 02/17/2017
Next Scheduled EDR Contact: 06/05/2017
Data Release Frequency: Quarterly

FTTS INSP: FIFRA/ TSCA Tracking System - FIFRA (Federal Insecticide, Fungicide, & Rodenticide Act)/TSCA (Toxic Substances Control Act)
A listing of FIFRA/TSCA Tracking System (FTTS) inspections and enforcements.

Date of Government Version: 04/09/2009
Date Data Arrived at EDR: 04/16/2009
Date Made Active in Reports: 05/11/2009
Number of Days to Update: 25

Source: EPA
Telephone: 202-566-1667
Last EDR Contact: 02/17/2017
Next Scheduled EDR Contact: 06/05/2017
Data Release Frequency: Quarterly

MLTS: Material Licensing Tracking System
MLTS is maintained by the Nuclear Regulatory Commission and contains a list of approximately 8,100 sites which possess or use radioactive materials and which are subject to NRC licensing requirements. To maintain currency, EDR contacts the Agency on a quarterly basis.

Date of Government Version: 08/30/2016
Date Data Arrived at EDR: 09/08/2016
Date Made Active in Reports: 10/21/2016
Number of Days to Update: 43

Source: Nuclear Regulatory Commission
Telephone: 301-415-7169
Last EDR Contact: 02/03/2017
Next Scheduled EDR Contact: 05/22/2017
Data Release Frequency: Quarterly

COAL ASH DOE: Steam-Electric Plant Operation Data
A listing of power plants that store ash in surface ponds.

Date of Government Version: 12/31/2005
Date Data Arrived at EDR: 08/07/2009
Date Made Active in Reports: 10/22/2009
Number of Days to Update: 76

Source: Department of Energy
Telephone: 202-586-8719
Last EDR Contact: 03/06/2017
Next Scheduled EDR Contact: 06/19/2017
Data Release Frequency: Varies

COAL ASH EPA: Coal Combustion Residues Surface Impoundments List
A listing of coal combustion residues surface impoundments with high hazard potential ratings.

Date of Government Version: 07/01/2014
Date Data Arrived at EDR: 09/10/2014
Date Made Active in Reports: 10/20/2014
Number of Days to Update: 40

Source: Environmental Protection Agency
Telephone: N/A
Last EDR Contact: 03/06/2017
Next Scheduled EDR Contact: 06/19/2017
Data Release Frequency: Varies

PCB TRANSFORMER: PCB Transformer Registration Database
The database of PCB transformer registrations that includes all PCB registration submittals.

Date of Government Version: 02/01/2011
Date Data Arrived at EDR: 10/19/2011
Date Made Active in Reports: 01/10/2012
Number of Days to Update: 83

Source: Environmental Protection Agency
Telephone: 202-566-0517
Last EDR Contact: 01/29/2016
Next Scheduled EDR Contact: 05/08/2017
Data Release Frequency: Varies

RADINFO: Radiation Information Database
The Radiation Information Database (RADINFO) contains information about facilities that are regulated by U.S. Environmental Protection Agency (EPA) regulations for radiation and radioactivity.

Date of Government Version: 01/04/2017
Date Data Arrived at EDR: 01/06/2017
Date Made Active in Reports: 02/10/2017
Number of Days to Update: 35

Source: Environmental Protection Agency
Telephone: 202-343-9775
Last EDR Contact: 04/06/2017
Next Scheduled EDR Contact: 07/17/2017
Data Release Frequency: Quarterly

HIST FTTS: FIFRA/TSCA Tracking System Administrative Case Listing
A complete administrative case listing from the FIFRA/TSCA Tracking System (FTTS) for all ten EPA regions. The information was obtained from the National Compliance Database (NCDB). NCDB supports the implementation of FIFRA (Federal Insecticide, Fungicide, and Rodenticide Act) and TSCA (Toxic Substances Control Act). Some EPA regions are now closing out records. Because of that, and the fact that some EPA regions are not providing EPA Headquarters with updated records, it was decided to create a HIST FTTS database. It included records that may not be included in the newer FTTS database updates. This database is no longer updated.

Date of Government Version: 10/19/2006
Date Data Arrived at EDR: 03/01/2007
Date Made Active in Reports: 04/10/2007
Number of Days to Update: 40

Source: Environmental Protection Agency
Telephone: 202-564-2501
Last EDR Contact: 12/17/2007
Next Scheduled EDR Contact: 03/17/2008
Data Release Frequency: No Update Planned

HIST FTTS INSP: FIFRA/TSCA Tracking System Inspection & Enforcement Case Listing
A complete inspection and enforcement case listing from the FIFRA/TSCA Tracking System (FTTS) for all ten EPA regions. The information was obtained from the National Compliance Database (NCDB). NCDB supports the implementation of FIFRA (Federal Insecticide, Fungicide, and Rodenticide Act) and TSCA (Toxic Substances Control Act). Some EPA regions are now closing out records. Because of that, and the fact that some EPA regions are not providing EPA Headquarters with updated records, it was decided to create a HIST FTTS database. It included records that may not be included in the newer FTTS database updates. This database is no longer updated.

Date of Government Version: 10/19/2006
Date Data Arrived at EDR: 03/01/2007
Date Made Active in Reports: 04/10/2007
Number of Days to Update: 40

Source: Environmental Protection Agency
Telephone: 202-564-2501
Last EDR Contact: 12/17/2008
Next Scheduled EDR Contact: 03/17/2008
Data Release Frequency: No Update Planned

DOT OPS: Incident and Accident Data
Department of Transporation, Office of Pipeline Safety Incident and Accident data.

Date of Government Version: 07/31/2012
Date Data Arrived at EDR: 08/07/2012
Date Made Active in Reports: 09/18/2012
Number of Days to Update: 42

Source: Department of Transporation, Office of Pipeline Safety
Telephone: 202-366-4595
Last EDR Contact: 02/01/2017
Next Scheduled EDR Contact: 05/08/2017
Data Release Frequency: Varies

CONSENT: Superfund (CERCLA) Consent Decrees

Major legal settlements that establish responsibility and standards for cleanup at NPL (Superfund) sites. Released periodically by United States District Courts after settlement by parties to litigation matters.

Date of Government Version: 09/30/2016
Date Data Arrived at EDR: 11/18/2016
Date Made Active in Reports: 02/03/2017
Number of Days to Update: 77

Source: Department of Justice, Consent Decree Library
Telephone: Varies
Last EDR Contact: 03/27/2017
Next Scheduled EDR Contact: 07/10/2017
Data Release Frequency: Varies

BRS: Biennial Reporting System

The Biennial Reporting System is a national system administered by the EPA that collects data on the generation and management of hazardous waste. BRS captures detailed data from two groups: Large Quantity Generators (LQG) and Treatment, Storage, and Disposal Facilities.

Date of Government Version: 12/31/2013
Date Data Arrived at EDR: 02/24/2015
Date Made Active in Reports: 09/30/2015
Number of Days to Update: 218

Source: EPA/NTIS
Telephone: 800-424-9346
Last EDR Contact: 02/22/2017
Next Scheduled EDR Contact: 06/05/2017
Data Release Frequency: Biennially

INDIAN RESERV: Indian Reservations

This map layer portrays Indian administered lands of the United States that have any area equal to or greater than 640 acres.

Date of Government Version: 12/31/2014
Date Data Arrived at EDR: 07/14/2015
Date Made Active in Reports: 01/10/2017
Number of Days to Update: 546

Source: USGS
Telephone: 202-208-3710
Last EDR Contact: 04/14/2017
Next Scheduled EDR Contact: 07/24/2017
Data Release Frequency: Semi-Annually

FUSRAP: Formerly Utilized Sites Remedial Action Program

DOE established the Formerly Utilized Sites Remedial Action Program (FUSRAP) in 1974 to remediate sites where radioactive contamination remained from Manhattan Project and early U.S. Atomic Energy Commission (AEC) operations.

Date of Government Version: 12/23/2016
Date Data Arrived at EDR: 12/27/2016
Date Made Active in Reports: 02/17/2017
Number of Days to Update: 52

Source: Department of Energy
Telephone: 202-586-3559
Last EDR Contact: 02/03/2017
Next Scheduled EDR Contact: 05/22/2017
Data Release Frequency: Varies

UMTRA: Uranium Mill Tailings Sites

Uranium ore was mined by private companies for federal government use in national defense programs. When the mills shut down, large piles of the sand-like material (mill tailings) remain after uranium has been extracted from the ore. Levels of human exposure to radioactive materials from the piles are low; however, in some cases tailings were used as construction materials before the potential health hazards of the tailings were recognized.

Date of Government Version: 09/14/2010
Date Data Arrived at EDR: 10/07/2011
Date Made Active in Reports: 03/01/2012
Number of Days to Update: 146

Source: Department of Energy
Telephone: 505-845-0011
Last EDR Contact: 02/21/2017
Next Scheduled EDR Contact: 06/05/2017
Data Release Frequency: Varies

LEAD SMELTER 1: Lead Smelter Sites
A listing of former lead smelter site locations.

Date of Government Version: 12/05/2016
Date Data Arrived at EDR: 01/05/2017
Date Made Active in Reports: 02/10/2017
Number of Days to Update: 36

Source: Environmental Protection Agency
Telephone: 703-603-8787
Last EDR Contact: 04/21/2017
Next Scheduled EDR Contact: 07/17/2017
Data Release Frequency: Varies

LEAD SMELTER 2: Lead Smelter Sites
A list of several hundred sites in the U.S. where secondary lead smelting was done from 1931and 1964. These sites may pose a threat to public health through ingestion or inhalation of contaminated soil or dust

Date of Government Version: 04/05/2001
Date Data Arrived at EDR: 10/27/2010
Date Made Active in Reports: 12/02/2010
Number of Days to Update: 36

Source: American Journal of Public Health
Telephone: 703-305-6451
Last EDR Contact: 12/02/2009
Next Scheduled EDR Contact: N/A
Data Release Frequency: No Update Planned

US AIRS (AFS): Aerometric Information Retrieval System Facility Subsystem (AFS)
The database is a sub-system of Aerometric Information Retrieval System (AIRS). AFS contains compliance data on air pollution point sources regulated by the U.S. EPA and/or state and local air regulatory agencies. This information comes from source reports by various stationary sources of air pollution, such as electric power plants, steel mills, factories, and universities, and provides information about the air pollutants they produce. Action, air program, air program pollutant, and general level plant data. It is used to track emissions and compliance data from industrial plants.

Date of Government Version: 10/12/2016
Date Data Arrived at EDR: 10/26/2016
Date Made Active in Reports: 02/03/2017
Number of Days to Update: 100

Source: EPA
Telephone: 202-564-2496
Last EDR Contact: 03/07/2017
Next Scheduled EDR Contact: 07/10/2017
Data Release Frequency: Annually

US AIRS MINOR: Air Facility System Data
A listing of minor source facilities.

Date of Government Version: 10/12/2016
Date Data Arrived at EDR: 10/26/2016
Date Made Active in Reports: 02/03/2017
Number of Days to Update: 100

Source: EPA
Telephone: 202-564-2496
Last EDR Contact: 03/07/2017
Next Scheduled EDR Contact: 04/10/2017
Data Release Frequency: Annually

US MINES: Mines Master Index File
Contains all mine identification numbers issued for mines active or opened since 1971. The data also includes violation information.

Date of Government Version: 02/08/2017
Date Data Arrived at EDR: 02/28/2017
Date Made Active in Reports: 04/07/2017
Number of Days to Update: 38

Source: Department of Labor, Mine Safety and Health Administration
Telephone: 303-231-5959
Last EDR Contact: 02/28/2017
Next Scheduled EDR Contact: 06/12/2017
Data Release Frequency: Semi-Annually

US MINES 2: Ferrous and Nonferrous Metal Mines Database Listing
This map layer includes ferrous (ferrous metal mines are facilities that extract ferrous metals, such as iron ore or molybdenum) and nonferrous (Nonferrous metal mines are facilities that extract nonferrous metals, such as gold, silver, copper, zinc, and lead) metal mines in the United States.

Date of Government Version: 12/05/2005
Date Data Arrived at EDR: 02/29/2008
Date Made Active in Reports: 04/18/2008
Number of Days to Update: 49

Source: USGS
Telephone: 703-648-7709
Last EDR Contact: 03/03/2017
Next Scheduled EDR Contact: 06/12/2017
Data Release Frequency: Varies

US MINES 3: Active Mines & Mineral Plants Database Listing

Active Mines and Mineral Processing Plant operations for commodities monitored by the Minerals Information Team of the USGS.

Date of Government Version: 04/14/2011
Date Data Arrived at EDR: 06/08/2011
Date Made Active in Reports: 09/13/2011
Number of Days to Update: 97

Source: USGS
Telephone: 703-648-7709
Last EDR Contact: 03/03/2017
Next Scheduled EDR Contact: 06/12/2017
Data Release Frequency: Varies

ABANDONED MINES: Abandoned Mines

An inventory of land and water impacted by past mining (primarily coal mining) is maintained by OSMRE to provide information needed to implement the Surface Mining Control and Reclamation Act of 1977 (SMCRA). The inventory contains information on the location, type, and extent of AML impacts, as well as, information on the cost associated with the reclamation of those problems. The inventory is based upon field surveys by State, Tribal, and OSMRE program officials. It is dynamic to the extent that it is modified as new problems are identified and existing problems are reclaimed.

Date of Government Version: 03/14/2017
Date Data Arrived at EDR: 03/17/2017
Date Made Active in Reports: 04/07/2017
Number of Days to Update: 21

Source: Department of Interior
Telephone: 202-208-2609
Last EDR Contact: 03/13/2017
Next Scheduled EDR Contact: 06/26/2017
Data Release Frequency: Quarterly

FINDS: Facility Index System/Facility Registry System

Facility Index System. FINDS contains both facility information and 'pointers' to other sources that contain more detail. EDR includes the following FINDS databases in this report: PCS (Permit Compliance System), AIRS (Aerometric Information Retrieval System), DOCKET (Enforcement Docket used to manage and track information on civil judicial enforcement cases for all environmental statutes), FURS (Federal Underground Injection Control), C-DOCKET (Criminal Docket System used to track criminal enforcement actions for all environmental statutes), FFIS (Federal Facilities Information System), STATE (State Environmental Laws and Statutes), and PADS (PCB Activity Data System).

Date of Government Version: 07/15/2016
Date Data Arrived at EDR: 09/07/2016
Date Made Active in Reports: 11/11/2016
Number of Days to Update: 65

Source: EPA
Telephone: (404) 562-9900
Last EDR Contact: 04/07/2017
Next Scheduled EDR Contact: 06/19/2017
Data Release Frequency: Quarterly

UXO: Unexploded Ordnance Sites

A listing of unexploded ordnance site locations

Date of Government Version: 10/25/2015
Date Data Arrived at EDR: 01/29/2016
Date Made Active in Reports: 04/05/2016
Number of Days to Update: 67

Source: Department of Defense
Telephone: 571-373-0407
Last EDR Contact: 04/17/2017
Next Scheduled EDR Contact: 07/31/2017
Data Release Frequency: Varies

DOCKET HWC: Hazardous Waste Compliance Docket Listing

A complete list of the Federal Agency Hazardous Waste Compliance Docket Facilities.

Date of Government Version: 06/02/2016
Date Data Arrived at EDR: 06/03/2016
Date Made Active in Reports: 09/02/2016
Number of Days to Update: 91

Source: Environmental Protection Agency
Telephone: 202-564-0527
Last EDR Contact: 02/24/2017
Next Scheduled EDR Contact: 06/12/2017
Data Release Frequency: Varies

ECHO: Enforcement & Compliance History Information

ECHO provides integrated compliance and enforcement information for about 800,000 regulated facilities nationwide.

Date of Government Version: 12/11/2016
Date Data Arrived at EDR: 12/20/2016
Date Made Active in Reports: 02/17/2017
Number of Days to Update: 59

Source: Environmental Protection Agency
Telephone: 202-564-2280
Last EDR Contact: 03/21/2017
Next Scheduled EDR Contact: 07/03/2017
Data Release Frequency: Quarterly

FUELS PROGRAM: EPA Fuels Program Registered Listing

This listing includes facilities that are registered under the Part 80 (Code of Federal Regulations) EPA Fuels Programs. All companies now are required to submit new and updated registrations.

Date of Government Version: 11/21/2016
Date Data Arrived at EDR: 11/22/2016
Date Made Active in Reports: 02/03/2017
Number of Days to Update: 73

Source: EPA
Telephone: 800-385-6164
Last EDR Contact: 02/22/2017
Next Scheduled EDR Contact: 06/05/2017
Data Release Frequency: Quarterly

GA AIRS: Permitted Facility & Emissions Listing

A listing of permitted Air facilities and emissions data.

Date of Government Version: 12/31/2015
Date Data Arrived at EDR: 12/06/2016
Date Made Active in Reports: 01/26/2017
Number of Days to Update: 51

Source: Department of Natural Resources
Telephone: 404-363-7000
Last EDR Contact: 02/21/2017
Next Scheduled EDR Contact: 06/05/2017
Data Release Frequency: Varies

SC AIRS: Permiited Airs Facility Listing

A listing of permitted airs facilities.

Date of Government Version: 02/28/2017
Date Data Arrived at EDR: 02/28/2017
Date Made Active in Reports: 03/09/2017
Number of Days to Update: 9

Source: Department of Health & Environmental Control
Telephone: 803-898-4279
Last EDR Contact: 02/28/2017
Next Scheduled EDR Contact: 06/12/2017
Data Release Frequency: Varies

GA COAL ASH: Coal Ash Disposal Site Listing

A listing of coal ash landfills.

Date of Government Version: 08/01/2014
Date Data Arrived at EDR: 08/05/2014
Date Made Active in Reports: 09/02/2014
Number of Days to Update: 28

Source: Department of Natural Resources
Telephone: 404-362-2537
Last EDR Contact: 01/30/2017
Next Scheduled EDR Contact: 05/08/2017
Data Release Frequency: Varies

SC COAL ASH: Coal Ash Disposal Sites

A listing of sites with coal ash ponds.

Date of Government Version: 01/20/2016
Date Data Arrived at EDR: 01/29/2016
Date Made Active in Reports: 04/01/2016
Number of Days to Update: 63

Source: Department of Health & Environmental Control
Telephone: 803-898-3964
Last EDR Contact: 03/20/2017
Next Scheduled EDR Contact: 07/03/2017
Data Release Frequency: Varies

GA DRYCLEANERS: Drycleaner Database

A list of drycleaners in the state. The listing includes drycleaner facilities, that use perchloroethylene, that responded to the Notification of Compliance Status forms. It also includes those businesses that are pick-up stores only and do not conduct dry cleaning on site.

Date of Government Version: 12/22/2014
Date Data Arrived at EDR: 12/23/2014
Date Made Active in Reports: 01/27/2015
Number of Days to Update: 35

Source: Department of Natural Resources
Telephone: 404-363-7000
Last EDR Contact: 02/06/2017
Next Scheduled EDR Contact: 05/22/2017
Data Release Frequency: Varies

SC DRYCLEANERS: Drycleaner Database
The Drycleaning Facility Restoration Trust Fund database is used to access, prioritze and cleanup contaminated registered drycleaning sites.

Date of Government Version: 12/29/2016
Date Data Arrived at EDR: 02/01/2017
Date Made Active in Reports: 03/09/2017
Number of Days to Update: 36

Source: Department of Health & Environmental Control
Telephone: 803-898-3882
Last EDR Contact: 02/01/2017
Next Scheduled EDR Contact: 05/08/2017
Data Release Frequency: Varies

GA Financial Assurance 1: Financial Assurance Information Listing
A listing of financial assurance information for underground storage tank facilities.

Date of Government Version: 05/27/2016
Date Data Arrived at EDR: 06/09/2016
Date Made Active in Reports: 07/20/2016
Number of Days to Update: 41

Source: Department of Natural Resources
Telephone: 404-362-4892
Last EDR Contact: 03/17/2017
Next Scheduled EDR Contact: 06/26/2017
Data Release Frequency: Annually

SC Financial Assurance 1: Financial Assurance Information Listing
Financial assurance information for aolid waste facilities. Financial assurance is intended to ensure that resources are available to pay for the cost of closure, post-closure care, and corrective measures if the owner or operator of a regulated facility is unable or unwilling to pay.

Date of Government Version: 01/05/2017
Date Data Arrived at EDR: 01/13/2017
Date Made Active in Reports: 03/09/2017
Number of Days to Update: 55

Source: Department of Health & Environmental Control
Telephone: 803-896-4067
Last EDR Contact: 03/13/2017
Next Scheduled EDR Contact: 06/26/2017
Data Release Frequency: Quarterly

GA Financial Assurance 2: Financial Assurance Information Listing
Financial assurance information listing for solid waste facilities.

Date of Government Version: 12/12/2016
Date Data Arrived at EDR: 12/13/2016
Date Made Active in Reports: 01/26/2017
Number of Days to Update: 44

Source: Department of Natural Resources
Telephone: 404-362-2537
Last EDR Contact: 03/13/2017
Next Scheduled EDR Contact: 06/26/2017
Data Release Frequency: Varies

SC Financial Assurance 2: Financial Assurance Information Listing
Hazardous waste financial assurance information.

Date of Government Version: 01/05/2017
Date Data Arrived at EDR: 01/13/2017
Date Made Active in Reports: 03/09/2017
Number of Days to Update: 55

Source: Department of Health & Environmental Control
Telephone: 803-898-3880
Last EDR Contact: 03/13/2017
Next Scheduled EDR Contact: 06/26/2017
Data Release Frequency: Varies

SC Financial Assurance 3: Financial Assurance Information Listing
UST financial assurance information.

Date of Government Version: 01/07/2017
Date Data Arrived at EDR: 01/10/2017
Date Made Active in Reports: 03/09/2017
Number of Days to Update: 58

Source: Department of Health & Environmental Control
Telephone: 803-898-3880
Last EDR Contact: 03/03/2017
Next Scheduled EDR Contact: 06/12/2017
Data Release Frequency: Varies

GA NPDES: NPDES Wastewater Permit List
A listing of NPDES wastewater permits issued by the Watershed Protection Branch.

Date of Government Version: 04/01/2016
Date Data Arrived at EDR: 05/11/2016
Date Made Active in Reports: 07/20/2016
Number of Days to Update: 70

Source: Department of Natural Resoruces
Telephone: 404-362-2680
Last EDR Contact: 02/10/2017
Next Scheduled EDR Contact: 05/22/2017
Data Release Frequency: Varies

SC NPDES: Waste Water Treatment Facilities Listing
A listing of waste water treatment facility locations.

Date of Government Version: 02/02/2017
Date Data Arrived at EDR: 02/09/2017
Date Made Active in Reports: 03/09/2017
Number of Days to Update: 28

Source: Department of Health & Environmental Control
Telephone: 803-898-4300
Last EDR Contact: 04/24/2017
Next Scheduled EDR Contact: 08/07/2017
Data Release Frequency: Varies

GA TIER 2: Tier 2 Data Listing
A listing of facilities which store or manufacture hazardous materials and submit a chemical inventory report.

Date of Government Version: 12/31/2015
Date Data Arrived at EDR: 08/29/2016
Date Made Active in Reports: 10/18/2016
Number of Days to Update: 50

Source: Department of Natural Resources
Telephone: 404-656-4852
Last EDR Contact: 02/24/2017
Next Scheduled EDR Contact: 06/12/2017
Data Release Frequency: Varies

EDR HIGH RISK HISTORICAL RECORDS

EDR Exclusive Records

EDR MGP: EDR Proprietary Manufactured Gas Plants
The EDR Proprietary Manufactured Gas Plant Database includes records of coal gas plants (manufactured gas plants) compiled by EDR's researchers. Manufactured gas sites were used in the United States from the 1800's to 1950's to produce a gas that could be distributed and used as fuel. These plants used whale oil, rosin, coal, or a mixture of coal, oil, and water that also produced a significant amount of waste. Many of the byproducts of the gas production, such as coal tar (oily waste containing volatile and non-volatile chemicals), sludges, oils and other compounds are potentially hazardous to human health and the environment. The byproduct from this process was frequently disposed of directly at the plant site and can remain or spread slowly, serving as a continuous source of soil and groundwater contamination.

Date of Government Version: N/A
Date Data Arrived at EDR: N/A
Date Made Active in Reports: N/A
Number of Days to Update: N/A

Source: EDR, Inc.
Telephone: N/A
Last EDR Contact: N/A
Next Scheduled EDR Contact: N/A
Data Release Frequency: No Update Planned

EDR Hist Auto: EDR Exclusive Historic Gas Stations
EDR has searched selected national collections of business directories and has collected listings of potential gas station/filling station/service station sites that were available to EDR researchers. EDR's review was limited to those categories of sources that might, in EDR's opinion, include gas station/filling station/service station establishments. The categories reviewed included, but were not limited to gas, gas station, gasoline station, filling station, auto, automobile repair, auto service station, service station, etc. This database falls within a category of information EDR classifies as "High Risk Historical Records", or HRHR. EDR's HRHR effort presents unique and sometimes proprietary data about past sites and operations that typically create environmental concerns, but may not show up in current government records searches.

Date of Government Version: N/A
Date Data Arrived at EDR: N/A
Date Made Active in Reports: N/A
Number of Days to Update: N/A

Source: EDR, Inc.
Telephone: N/A
Last EDR Contact: N/A
Next Scheduled EDR Contact: N/A
Data Release Frequency: Varies

EDR Hist Cleaner: EDR Exclusive Historic Dry Cleaners

EDR has searched selected national collections of business directories and has collected listings of potential dry cleaner sites that were available to EDR researchers. EDR's review was limited to those categories of sources that might, in EDR's opinion, include dry cleaning establishments. The categories reviewed included, but were not limited to dry cleaners, cleaners, laundry, laundromat, cleaning/laundry, wash & dry etc. This database falls within a category of information EDR classifies as "High Risk Historical Records", or HRHR. EDR's HRHR effort presents unique and sometimes proprietary data about past sites and operations that typically create environmental concerns, but may not show up in current government records searches.

Date of Government Version: N/A
Date Data Arrived at EDR: N/A
Date Made Active in Reports: N/A
Number of Days to Update: N/A

Source: EDR, Inc.
Telephone: N/A
Last EDR Contact: N/A
Next Scheduled EDR Contact: N/A
Data Release Frequency: Varies

EDR RECOVERED GOVERNMENT ARCHIVES

Exclusive Recovered Govt. Archives

GA RGA HWS: Recovered Government Archive State Hazardous Waste Facilities List

The EDR Recovered Government Archive State Hazardous Waste database provides a list of SHWS incidents derived from historical databases and includes many records that no longer appear in current government lists. Compiled from Records formerly available from the Department of Environmental Protection in Georgia.

Date of Government Version: N/A
Date Data Arrived at EDR: 07/01/2013
Date Made Active in Reports: 12/24/2013
Number of Days to Update: 176

Source: Department of Environmental Protection
Telephone: N/A
Last EDR Contact: 06/01/2012
Next Scheduled EDR Contact: N/A
Data Release Frequency: Varies

SC RGA HWS: Recovered Government Archive State Hazardous Waste Facilities List

The EDR Recovered Government Archive State Hazardous Waste database provides a list of SHWS incidents derived from historical databases and includes many records that no longer appear in current government lists. Compiled from Records formerly available from the Department of Health and Environmental Control in South Carolina.

Date of Government Version: N/A
Date Data Arrived at EDR: 07/01/2013
Date Made Active in Reports: 01/03/2014
Number of Days to Update: 186

Source: Department of Health and Environmental Control
Telephone: N/A
Last EDR Contact: 06/01/2012
Next Scheduled EDR Contact: N/A
Data Release Frequency: Varies

GA RGA LF: Recovered Government Archive Solid Waste Facilities List

The EDR Recovered Government Archive Landfill database provides a list of landfills derived from historical databases and includes many records that no longer appear in current government lists. Compiled from Records formerly available from the Department of Natural Resources in Georgia.

Date of Government Version: N/A
Date Data Arrived at EDR: 07/01/2013
Date Made Active in Reports: 01/13/2014
Number of Days to Update: 196

Source: Department of Natural Resources
Telephone: N/A
Last EDR Contact: 06/01/2012
Next Scheduled EDR Contact: N/A
Data Release Frequency: Varies

SC RGA LF: Recovered Government Archive Solid Waste Facilities List

The EDR Recovered Government Archive Landfill database provides a list of landfills derived from historical databases and includes many records that no longer appear in current government lists. Compiled from Records formerly available from the Department of Health and Environmental Control in South Carolina.

Date of Government Version: N/A
Date Data Arrived at EDR: 07/01/2013
Date Made Active in Reports: 01/15/2014
Number of Days to Update: 198

Source: Department of Health and Environmental Control
Telephone: N/A
Last EDR Contact: 06/01/2012
Next Scheduled EDR Contact: N/A
Data Release Frequency: Varies

GA RGA LUST: Recovered Government Archive Leaking Underground Storage Tank
The EDR Recovered Government Archive Leaking Underground Storage Tank database provides a list of LUST incidents derived from historical databases and includes many records that no longer appear in current government lists. Compiled from Records formerly available from the Environmental Protection Division in Georgia.

Date of Government Version: N/A
Date Data Arrived at EDR: 07/01/2013
Date Made Active in Reports: 12/24/2013
Number of Days to Update: 176

Source: Environmental Protection Division
Telephone: N/A
Last EDR Contact: 06/01/2012
Next Scheduled EDR Contact: N/A
Data Release Frequency: Varies

SC RGA LUST: Recovered Government Archive Leaking Underground Storage Tank
The EDR Recovered Government Archive Leaking Underground Storage Tank database provides a list of LUST incidents derived from historical databases and includes many records that no longer appear in current government lists. Compiled from Records formerly available from the Department of Health and Environmental Control in South Carolina.

Date of Government Version: N/A
Date Data Arrived at EDR: 07/01/2013
Date Made Active in Reports: 01/03/2014
Number of Days to Update: 186

Source: Department of Health and Environmental Control
Telephone: N/A
Last EDR Contact: 06/01/2012
Next Scheduled EDR Contact: N/A
Data Release Frequency: Varies

OTHER DATABASE(S)

Depending on the geographic area covered by this report, the data provided in these specialty databases may or may not be complete. For example, the existence of wetlands information data in a specific report does not mean that all wetlands in the area covered by the report are included. Moreover, the absence of any reported wetlands information does not necessarily mean that wetlands do not exist in the area covered by the report.

CT MANIFEST: Hazardous Waste Manifest Data
Facility and manifest data. Manifest is a document that lists and tracks hazardous waste from the generator through transporters to a tsd facility.

Date of Government Version: 07/30/2013
Date Data Arrived at EDR: 08/19/2013
Date Made Active in Reports: 10/03/2013
Number of Days to Update: 45

Source: Department of Energy & Environmental Protection
Telephone: 860-424-3375
Last EDR Contact: 11/11/2016
Next Scheduled EDR Contact: 02/27/2017
Data Release Frequency: No Update Planned

NJ MANIFEST: Manifest Information
Hazardous waste manifest information.

Date of Government Version: 12/31/2015
Date Data Arrived at EDR: 09/29/2016
Date Made Active in Reports: 01/03/2017
Number of Days to Update: 96

Source: Department of Environmental Protection
Telephone: N/A
Last EDR Contact: 04/11/2017
Next Scheduled EDR Contact: 07/24/2017
Data Release Frequency: Annually

NY MANIFEST: Facility and Manifest Data
Manifest is a document that lists and tracks hazardous waste from the generator through transporters to a TSD facility.

Date of Government Version: 01/30/2017
Date Data Arrived at EDR: 02/01/2017
Date Made Active in Reports: 02/13/2017
Number of Days to Update: 12

Source: Department of Environmental Conservation
Telephone: 518-402-8651
Last EDR Contact: 02/01/2017
Next Scheduled EDR Contact: 05/08/2017
Data Release Frequency: Annually

PA MANIFEST: Manifest Information
Hazardous waste manifest information.

Date of Government Version: 12/31/2015
Date Data Arrived at EDR: 07/22/2016
Date Made Active in Reports: 11/22/2016
Number of Days to Update: 123

Source: Department of Environmental Protection
Telephone: 717-783-8990
Last EDR Contact: 04/18/2017
Next Scheduled EDR Contact: 07/31/2017
Data Release Frequency: Annually

RI MANIFEST: Manifest information
Hazardous waste manifest information

Date of Government Version: 12/31/2013
Date Data Arrived at EDR: 06/19/2015
Date Made Active in Reports: 07/15/2015
Number of Days to Update: 26

Source: Department of Environmental Management
Telephone: 401-222-2797
Last EDR Contact: 02/21/2017
Next Scheduled EDR Contact: 06/05/2017
Data Release Frequency: Annually

WI MANIFEST: Manifest Information
Hazardous waste manifest information.

Date of Government Version: 12/31/2015
Date Data Arrived at EDR: 04/14/2016
Date Made Active in Reports: 06/03/2016
Number of Days to Update: 50

Source: Department of Natural Resources
Telephone: N/A
Last EDR Contact: 03/13/2017
Next Scheduled EDR Contact: 06/26/2017
Data Release Frequency: Annually

Oil/Gas Pipelines
Source: PennWell Corporation
Petroleum Bundle (Crude Oil, Refined Products, Petrochemicals, Gas Liquids (LPG/NGL), and Specialty Gases (Miscellaneous)) N = Natural Gas Bundle (Natural Gas, Gas Liquids (LPG/NGL), and Specialty Gases (Miscellaneous)). This map includes information copyrighted by PennWell Corporation. This information is provided on a best effort basis and PennWell Corporation does not guarantee its accuracy nor warrant its fitness for any particular purpose. Such information has been reprinted with the permission of PennWell.

Electric Power Transmission Line Data
Source: PennWell Corporation
This map includes information copyrighted by PennWell Corporation. This information is provided on a best effort basis and PennWell Corporation does not guarantee its accuracy nor warrant its fitness for any particular purpose. Such information has been reprinted with the permission of PennWell.

Sensitive Receptors: There are individuals deemed sensitive receptors due to their fragile immune systems and special sensitivity to environmental discharges. These sensitive receptors typically include the elderly, the sick, and children. While the location of all sensitive receptors cannot be determined, EDR indicates those buildings and facilities - schools, daycares, hospitals, medical centers, and nursing homes - where individuals who are sensitive receptors are likely to be located.

AHA Hospitals:
Source: American Hospital Association, Inc.
Telephone: 312-280-5991
The database includes a listing of hospitals based on the American Hospital Association's annual survey of hospitals.

Medical Centers: Provider of Services Listing
Source: Centers for Medicare & Medicaid Services
Telephone: 410-786-3000
A listing of hospitals with Medicare provider number, produced by Centers of Medicare & Medicaid Services, a federal agency within the U.S. Department of Health and Human Services.

Nursing Homes
Source: National Institutes of Health
Telephone: 301-594-6248
Information on Medicare and Medicaid certified nursing homes in the United States.

Public Schools
Source: National Center for Education Statistics
Telephone: 202-502-7300
The National Center for Education Statistics' primary database on elementary and secondary public education in the United States. It is a comprehensive, annual, national statistical database of all public elementary and secondary schools and school districts, which contains data that are comparable across all states.

Private Schools
Source: National Center for Education Statistics
Telephone: 202-502-7300
The National Center for Education Statistics' primary database on private school locations in the United States.
Daycare Centers: Child Care Centers
Source: Department of Human Resources
Telephone: 404-651-5562

Flood Zone Data: This data was obtained from the Federal Emergency Management Agency (FEMA). It depicts 100-year and 500-year flood zones as defined by FEMA. It includes the National Flood Hazard Layer (NFHL) which incorporates Flood Insurance Rate Map (FIRM) data and Q3 data from FEMA in areas not covered by NFHL.
Source: FEMA
Telephone: 877-336-2627
Date of Government Version: 2003, 2015

NWI: National Wetlands Inventory. This data, available in select counties across the country, was obtained by EDR in 2002, 2005 and 2010 from the U.S. Fish and Wildlife Service.

State Wetlands Data: Wetlands Inventory
Source: Georgia GIS Clearinghouse
Telephone: 706-542-1581

Current USGS 7.5 Minute Topographic Map
Source: U.S. Geological Survey

STREET AND ADDRESS INFORMATION

© 2015 TomTom North America, Inc. All rights reserved. This material is proprietary and the subject of copyright protection and other intellectual property rights owned by or licensed to Tele Atlas North America, Inc. The use of this material is subject to the terms of a license agreement. You will be held liable for any unauthorized copying or disclosure of this material.

GEOCHECK ®- PHYSICAL SETTING SOURCE ADDENDUM

TARGET PROPERTY ADDRESS

GTA-AUGUSTA
1 11TH STREET
AUGUSTA, GA 30901

TARGET PROPERTY COORDINATES

Latitude (North):	33.48005 - 33˚ 28' 48.18''
Longitude (West):	81.97191 - 81˚ 58' 18.88''
Universal Tranverse Mercator:	Zone 17
UTM X (Meters):	409699.3
UTM Y (Meters):	3704737.2
Elevation:	141 ft. above sea level

USGS TOPOGRAPHIC MAP

Target Property Map:	6044439 AUGUSTA EAST, GA
Version Date:	2014

EDR's GeoCheck Physical Setting Source Addendum is provided to assist the environmental professional in forming an opinion about the impact of potential contaminant migration.

Assessment of the impact of contaminant migration generally has two principal investigative components:

1. Groundwater flow direction, and
2. Groundwater flow velocity.

Groundwater flow direction may be impacted by surface topography, hydrology, hydrogeology, characteristics of the soil, and nearby wells. Groundwater flow velocity is generally impacted by the nature of the geologic strata.

GEOCHECK® - PHYSICAL SETTING SOURCE SUMMARY

GROUNDWATER FLOW DIRECTION INFORMATION

Groundwater flow direction for a particular site is best determined by a qualified environmental professional using site-specific well data. If such data is not reasonably ascertainable, it may be necessary to rely on other sources of information, such as surface topographic information, hydrologic information, hydrogeologic data collected on nearby properties, and regional groundwater flow information (from deep aquifers).

TOPOGRAPHIC INFORMATION

Surface topography may be indicative of the direction of surficial groundwater flow. This information can be used to assist the environmental professional in forming an opinion about the impact of nearby contaminated properties or, should contamination exist on the target property, what downgradient sites might be impacted.

TARGET PROPERTY TOPOGRAPHY

General Topographic Gradient: General East

SURROUNDING TOPOGRAPHY: ELEVATION PROFILES

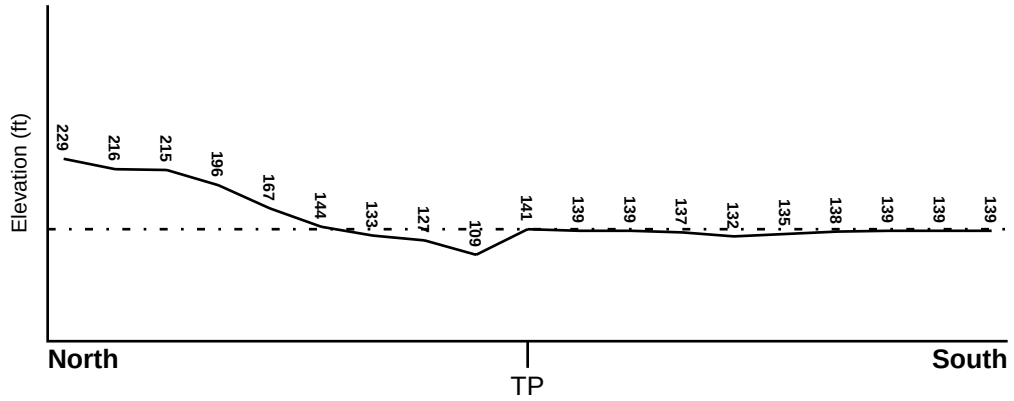

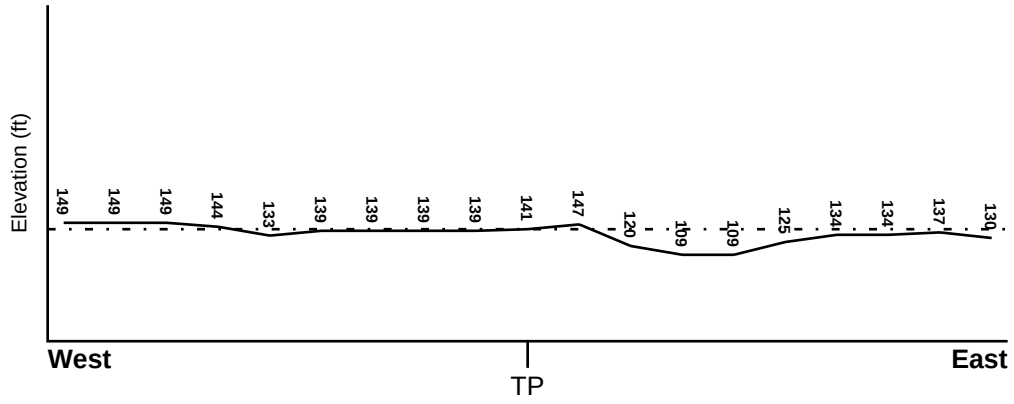

Target Property Elevation: 141 ft.

0 1/2 1 Miles

Source: Topography has been determined from the USGS 7.5' Digital Elevation Model and should be evaluated on a relative (not an absolute) basis. Relative elevation information between sites of close proximity should be field verified.

GEOCHECK® - PHYSICAL SETTING SOURCE SUMMARY

HYDROLOGIC INFORMATION

Surface water can act as a hydrologic barrier to groundwater flow. Such hydrologic information can be used to assist the environmental professional in forming an opinion about the impact of nearby contaminated properties or, should contamination exist on the target property, what downgradient sites might be impacted.

Refer to the Physical Setting Source Map following this summary for hydrologic information (major waterways and bodies of water).

FEMA FLOOD ZONE

Flood Plain Panel at Target Property	FEMA Source Type
45003C0476E	FEMA FIRM Flood data

Additional Panels in search area:	FEMA Source Type
45003C0477E	FEMA FIRM Flood data
13245C0130G	FEMA FIRM Flood data

NATIONAL WETLAND INVENTORY

NWI Quad at Target Property	NWI Electronic Data Coverage
AUGUSTA EAST	YES - refer to the Overview Map and Detail Map

HYDROGEOLOGIC INFORMATION

Hydrogeologic information obtained by installation of wells on a specific site can often be an indicator of groundwater flow direction in the immediate area. Such hydrogeologic information can be used to assist the environmental professional in forming an opinion about the impact of nearby contaminated properties or, should contamination exist on the target property, what downgradient sites might be impacted.

AQUIFLOW®

Search Radius: 1.000 Mile.

EDR has developed the AQUIFLOW Information System to provide data on the general direction of groundwater flow at specific points. EDR has reviewed reports submitted by environmental professionals to regulatory authorities at select sites and has extracted the date of the report, groundwater flow direction as determined hydrogeologically, and the depth to water table.

MAP ID	LOCATION FROM TP	GENERAL DIRECTION GROUNDWATER FLOW
Not Reported		

GEOCHECK® - PHYSICAL SETTING SOURCE SUMMARY

GROUNDWATER FLOW VELOCITY INFORMATION

Groundwater flow velocity information for a particular site is best determined by a qualified environmental professional using site specific geologic and soil strata data. If such data are not reasonably ascertainable, it may be necessary to rely on other sources of information, including geologic age identification, rock stratigraphic unit and soil characteristics data collected on nearby properties and regional soil information. In general, contaminant plumes move more quickly through sandy-gravelly types of soils than silty-clayey types of soils.

GEOLOGIC INFORMATION IN GENERAL AREA OF TARGET PROPERTY

Geologic information can be used by the environmental professional in forming an opinion about the relative speed at which contaminant migration may be occurring.

ROCK STRATIGRAPHIC UNIT

Era:	Mesozoic
System:	Cretaceous
Series:	Woodbine and Tuscaloosa Groups
Code:	uK1 *(decoded above as Era, System & Series)*

GEOLOGIC AGE IDENTIFICATION

Category: Stratified Sequence

Geologic Age and Rock Stratigraphic Unit Source: P.G. Schruben, R.E. Arndt and W.J. Bawiec, Geology of the Conterminous U.S. at 1:2,500,000 Scale - a digital representation of the 1974 P.B. King and H.M. Beikman Map, USGS Digital Data Series DDS - 11 (1994).

SSURGO SOIL MAP - 4921465.2s

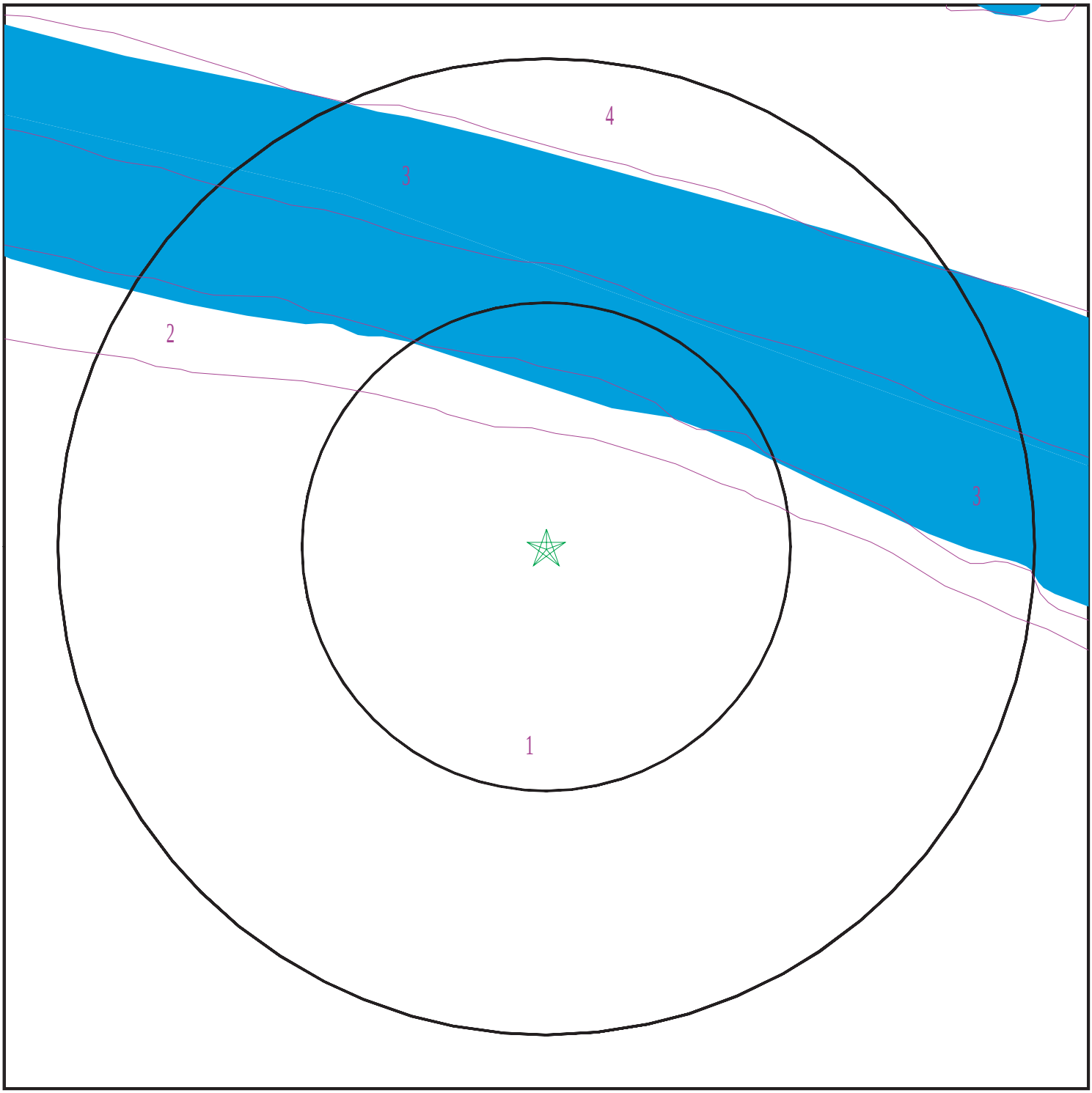

Target Property
SSURGO Soil
Water

0 1/16 1/8 1/4 Miles

N

SITE NAME: GTA-Augusta ADDRESS: 1 11th Street Augusta GA 30901 LAT/LONG: 33.48005 / 81.97191	CLIENT: AMEC Environment & Infrastructure, Inc. CONTACT: Stephen Foley INQUIRY #: 4921465.2s DATE: April 28, 2017 10:26 am

Copyright © 2017 EDR, Inc. © 2015 TomTom Rel. 2015.

GEOCHECK® - PHYSICAL SETTING SOURCE SUMMARY

DOMINANT SOIL COMPOSITION IN GENERAL AREA OF TARGET PROPERTY

The U.S. Department of Agriculture's (USDA) Soil Conservation Service (SCS) leads the National Cooperative Soil Survey (NCSS) and is responsible for collecting, storing, maintaining and distributing soil survey information for privately owned lands in the United States. A soil map in a soil survey is a representation of soil patterns in a landscape. The following information is based on Soil Conservation Service SSURGO data.

Soil Map ID: 1

Soil Component Name: Urban land

Soil Surface Texture:
Hydrologic Group: Not reported

Soil Drainage Class:
Hydric Status: Unknown

Corrosion Potential - Uncoated Steel: Not Reported

Depth to Bedrock Min: > 0 inches

Depth to Watertable Min: > 0 inches

No Layer Information available.

Soil Map ID: 2

Soil Component Name: Riverview

Soil Surface Texture: silt loam

Hydrologic Group: Class B - Moderate infiltration rates. Deep and moderately deep, moderately well and well drained soils with moderately coarse textures.

Soil Drainage Class: Well drained

Hydric Status: Not hydric

Corrosion Potential - Uncoated Steel: Low

Depth to Bedrock Min: > 0 inches

Depth to Watertable Min: > 122 inches

Soil Layer Information							
	Boundary			Classification		Saturated hydraulic conductivity micro m/sec	Soil Reaction (pH)
Layer	Upper	Lower	Soil Texture Class	AASHTO Group	Unified Soil		
1	0 inches	7 inches	silt loam	Silt-Clay Materials (more than 35 pct. passing No. 200), Silty Soils.	FINE-GRAINED SOILS, Silts and Clays (liquid limit less than 50%), Lean Clay	Max: 14 Min: 4	Max: 6.5 Min: 4.5
2	7 inches	33 inches	loam	Silt-Clay Materials (more than 35 pct. passing No. 200), Clayey Soils.	FINE-GRAINED SOILS, Silts and Clays (liquid limit less than 50%), Lean Clay	Max: 14 Min: 4	Max: 6 Min: 4.5
3	33 inches	64 inches	loamy fine sand	Granular materials (35 pct. or less passing No. 200), Silty, or Clayey Gravel and Sand.	COARSE-GRAINED SOILS, Sands, Sands with fines, Silty Sand.	Max: 42 Min: 14	Max: 6 Min: 4.5

Soil Map ID: 3

Soil Component Name: WATER

Soil Surface Texture: silt loam

Hydrologic Group: Class B - Moderate infiltration rates. Deep and moderately deep, moderately well and well drained soils with moderately coarse textures.

Soil Drainage Class:
Hydric Status: Unknown

Corrosion Potential - Uncoated Steel: Not Reported

Depth to Bedrock Min: > 0 inches

Depth to Watertable Min: > 0 inches

No Layer Information available.

GEOCHECK® - PHYSICAL SETTING SOURCE SUMMARY

Soil Map ID: 4

Soil Component Name: CHEWACLA

Soil Surface Texture:
Hydrologic Group: Class C - Slow infiltration rates. Soils with layers impeding downward movement of water, or soils with moderately fine or fine textures.

Soil Drainage Class: Somewhat poorly drained

Hydric Status: Partially hydric

Corrosion Potential - Uncoated Steel: High

Depth to Bedrock Min: > 0 inches

Depth to Watertable Min: > 31 inches

Soil Layer Information							
	Boundary			Classification		Saturated hydraulic conductivity micro m/sec	Soil Reaction (pH)
Layer	Upper	Lower	Soil Texture Class	AASHTO Group	Unified Soil		
1	0 inches	9 inches		Not reported	Not reported	Max: 14 Min: 4	Max: 6.5 Min: 4.5
2	9 inches	64 inches		Not reported	Not reported	Max: 14 Min: 4	Max: 6.5 Min: 4.5

LOCAL / REGIONAL WATER AGENCY RECORDS

EDR Local/Regional Water Agency records provide water well information to assist the environmental professional in assessing sources that may impact ground water flow direction, and in forming an opinion about the impact of contaminant migration on nearby drinking water wells.

WELL SEARCH DISTANCE INFORMATION

DATABASE	SEARCH DISTANCE (miles)
Federal USGS	1.000
Federal FRDS PWS	Nearest PWS within 1 mile
State Database	1.000

FEDERAL USGS WELL INFORMATION

MAP ID	WELL ID	LOCATION FROM TP

GEOCHECK® - PHYSICAL SETTING SOURCE SUMMARY

FEDERAL USGS WELL INFORMATION

MAP ID	WELL ID	LOCATION FROM TP
A2	USGS40000263394	1/8 - 1/4 Mile SSE
3	USGS40001056063	1/2 - 1 Mile East

FEDERAL FRDS PUBLIC WATER SUPPLY SYSTEM INFORMATION

MAP ID	WELL ID	LOCATION FROM TP
No PWS System Found		

Note: PWS System location is not always the same as well location.

STATE DATABASE WELL INFORMATION

MAP ID	WELL ID	LOCATION FROM TP
A1	0000009790	1/8 - 1/4 Mile SSE

PHYSICAL SETTING SOURCE MAP - 4921465.2s

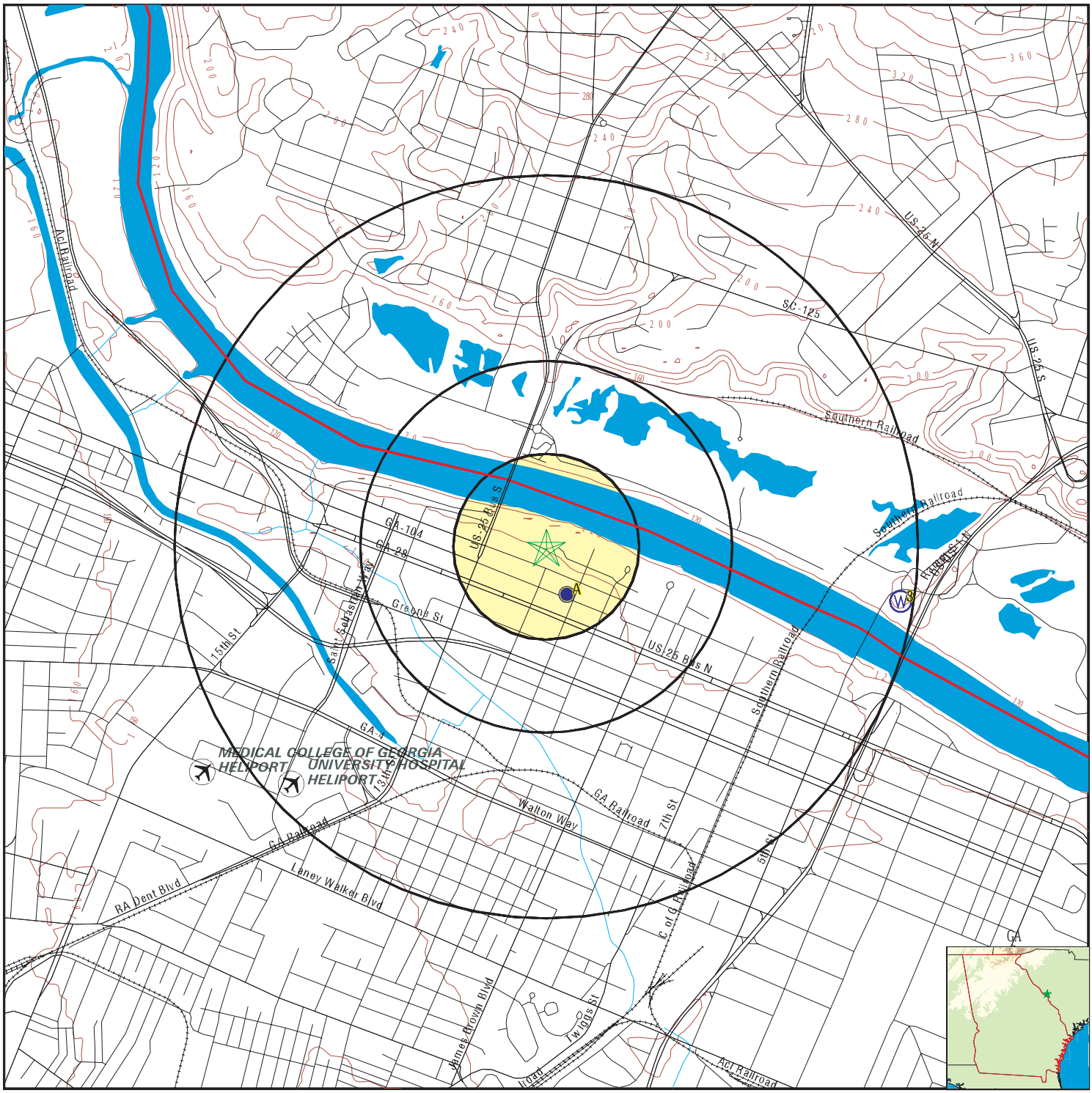

County Boundary
Major Roads
Contour Lines
Airports
Earthquake epicenter, Richter 5 or greater
Water Wells
Public Water Supply Wells
Cluster of Multiple Icons

0 1/4 1/2 1 Miles

Groundwater Flow Direction
Indeterminate Groundwater Flow at Location
Groundwater Flow Varies at Location
Wildlife Areas

N

SITE NAME: GTA-Augusta	CLIENT: AMEC Environment & Infrastructure, Inc.
ADDRESS: 1 11th Street Augusta GA 30901	CONTACT: Stephen Foley
LAT/LONG: 33.48005 / 81.97191	INQUIRY #: 4921465.2s
	DATE: April 28, 2017 10:26 am

Copyright © 2017 EDR, Inc. © 2015 TomTom Rel. 2015.

Map ID Direction Distance Elevation	Database	EDR ID Number
A1 **SSE** **1/8 - 1/4 Mile** **Lower**	**GA WELLS**	**0000009790**

Well #:	30BB01	County FIPS:	245
Remarks:	RIVERSIDE MILLS		
Latitude:	332841	Longitude:	0815816
Altitude:	136.00	Depth:	265
Depth to bottom of Casing:	Not Reported	Diameter of Casing:	Not Reported
Casing Material:	Not Reported	Discharge:	Not Reported
Type of Openings:	Not Reported	Date Built:	Not Reported
Depth to top of this open interval:		Not Reported	
Depth to bottom of this open interval:		Not Reported	
Primary Use:	Not Reported		
Aquifer:	PENNSYLVANIAN - CRYSTALLINE ROCK AQUIFER		

A2 **SSE** **1/8 - 1/4 Mile** **Lower**	**FED USGS**	**USGS40000263394**

Org. Identifier:	USGS-GA		
Formal name:	USGS Georgia Water Science Center		
Monloc Identifier:	USGS-332841081581601		
Monloc name:	30BB01		
Monloc type:	Well		
Monloc desc:	RIVERSIDE MILLS		
Huc code:	03060106	Drainagearea value:	Not Reported
Drainagearea Units:	Not Reported	Contrib drainagearea:	Not Reported
Contrib drainagearea units:	Not Reported	Latitude:	33.4781922
Longitude:	-81.9709488	Sourcemap scale:	24000
Horiz Acc measure:	Unknown	Horiz Acc measure units:	Unknown
Horiz Collection method:	Interpolated from map		
Horiz coord refsys:	NAD83	Vert measure val:	136.00
Vert measure units:	feet	Vertacc measure val:	2.5
Vert accmeasure units:	feet		
Vertcollection method:	Interpolated from topographic map		
Vert coord refsys:	NGVD29	Countrycode:	US
Aquifername:	Piedmont and Blue Ridge crystalline-rock aquifers		
Formation type:	Crystalline Rocks		
Aquifer type:	Confined single aquifer		
Construction date:	Not Reported	Welldepth:	265
Welldepth units:	ft	Wellholedepth:	Not Reported
Wellholedepth units:	Not Reported		

Ground-water levels, Number of Measurements: 0

3 **East** **1/2 - 1 Mile** **Higher**	**FED USGS**	**USGS40001056063**

GEOCHECK® - PHYSICAL SETTING SOURCE MAP FINDINGS

Org. Identifier:	USGS-SC		
Formal name:	USGS South Carolina Water Science Center		
Monloc Identifier:	USGS-332840081572009		
Monloc name:	AK- 409		
Monloc type:	Well		
Monloc desc:	Data from SCDNR digital data base, USGS Rasa 2005		
Huc code:	Not Reported	Drainagearea value:	Not Reported
Drainagearea Units:	Not Reported	Contrib drainagearea:	Not Reported
Contrib drainagearea units:	Not Reported	Latitude:	33.4779146
Longitude:	-81.9553929	Sourcemap scale:	Not Reported
Horiz Acc measure:	1	Horiz Acc measure units:	seconds
Horiz Collection method:	Unknown		
Horiz coord refsys:	NAD83	Vert measure val:	1548
Vert measure units:	feet	Vertacc measure val:	10
Vert accmeasure units:	feet		
Vertcollection method:	Interpolated from digital elevation model (DEM)		
Vert coord refsys:	NGVD29	Countrycode:	US
Aquifername:	Not Reported		
Formation type:	Not Reported		
Aquifer type:	Not Reported		
Construction date:	Not Reported	Welldepth:	140
Welldepth units:	ft	Wellholedepth:	Not Reported
Wellholedepth units:	Not Reported		

Ground-water levels, Number of Measurements: 0

GEOCHECK® - PHYSICAL SETTING SOURCE MAP FINDINGS
RADON

AREA RADON INFORMATION

Federal EPA Radon Zone for RICHMOND County: 2

Note: Zone 1 indoor average level > 4 pCi/L.
: Zone 2 indoor average level >= 2 pCi/L and <= 4 pCi/L.
: Zone 3 indoor average level < 2 pCi/L.

Federal Area Radon Information for Zip Code: 30901

Number of sites tested: 1

Area	Average Activity	% <4 pCi/L	% 4-20 pCi/L	% >20 pCi/L
Living Area - 1st Floor	1.300 pCi/L	100%	0%	0%
Living Area - 2nd Floor	Not Reported	Not Reported	Not Reported	Not Reported
Basement	Not Reported	Not Reported	Not Reported	Not Reported

PHYSICAL SETTING SOURCE RECORDS SEARCHED

TOPOGRAPHIC INFORMATION

USGS 7.5' Digital Elevation Model (DEM)
Source: United States Geologic Survey
EDR acquired the USGS 7.5' Digital Elevation Model in 2002 and updated it in 2006. The 7.5 minute DEM corresponds to the USGS 1:24,000- and 1:25,000-scale topographic quadrangle maps. The DEM provides elevation data with consistent elevation units and projection.

Current USGS 7.5 Minute Topographic Map
Source: U.S. Geological Survey

HYDROLOGIC INFORMATION

Flood Zone Data: This data was obtained from the Federal Emergency Management Agency (FEMA). It depicts 100-year and 500-year flood zones as defined by FEMA. It includes the National Flood Hazard Layer (NFHL) which incorporates Flood Insurance Rate Map (FIRM) data and Q3 data from FEMA in areas not covered by NFHL.
Source: FEMA
Telephone: 877-336-2627
Date of Government Version: 2003, 2015

NWI: National Wetlands Inventory. This data, available in select counties across the country, was obtained by EDR in 2002, 2005 and 2010 from the U.S. Fish and Wildlife Service.

State Wetlands Data: Wetlands Inventory
Source: Georgia GIS Clearinghouse
Telephone: 706-542-1581

HYDROGEOLOGIC INFORMATION

AQUIFLOW[R] Information System
Source: EDR proprietary database of groundwater flow information
EDR has developed the AQUIFLOW Information System (AIS) to provide data on the general direction of groundwater flow at specific points. EDR has reviewed reports submitted to regulatory authorities at select sites and has extracted the date of the report, hydrogeologically determined groundwater flow direction and depth to water table information.

GEOLOGIC INFORMATION

Geologic Age and Rock Stratigraphic Unit
Source: P.G. Schruben, R.E. Arndt and W.J. Bawiec, Geology of the Conterminous U.S. at 1:2,500,000 Scale - A digital representation of the 1974 P.B. King and H.M. Beikman Map, USGS Digital Data Series DDS - 11 (1994).

STATSGO: State Soil Geographic Database
Source: Department of Agriculture, Natural Resources Conservation Service (NRCS)
The U.S. Department of Agriculture's (USDA) Natural Resources Conservation Service (NRCS) leads the national Conservation Soil Survey (NCSS) and is responsible for collecting, storing, maintaining and distributing soil survey information for privately owned lands in the United States. A soil map in a soil survey is a representation of soil patterns in a landscape. Soil maps for STATSGO are compiled by generalizing more detailed (SSURGO) soil survey maps.

SSURGO: Soil Survey Geographic Database
Source: Department of Agriculture, Natural Resources Conservation Service (NRCS)
Telephone: 800-672-5559
SSURGO is the most detailed level of mapping done by the Natural Resources Conservation Service, mapping scales generally range from 1:12,000 to 1:63,360. Field mapping methods using national standards are used to construct the soil maps in the Soil Survey Geographic (SSURGO) database. SSURGO digitizing duplicates the original soil survey maps. This level of mapping is designed for use by landowners, townships and county natural resource planning and management.

PHYSICAL SETTING SOURCE RECORDS SEARCHED

LOCAL / REGIONAL WATER AGENCY RECORDS

FEDERAL WATER WELLS

PWS: Public Water Systems
Source: EPA/Office of Drinking Water
Telephone: 202-564-3750
Public Water System data from the Federal Reporting Data System. A PWS is any water system which provides water to at least 25 people for at least 60 days annually. PWSs provide water from wells, rivers and other sources.

PWS ENF: Public Water Systems Violation and Enforcement Data
Source: EPA/Office of Drinking Water
Telephone: 202-564-3750
Violation and Enforcement data for Public Water Systems from the Safe Drinking Water Information System (SDWIS) after August 1995. Prior to August 1995, the data came from the Federal Reporting Data System (FRDS).

USGS Water Wells: USGS National Water Inventory System (NWIS)
This database contains descriptive information on sites where the USGS collects or has collected data on surface water and/or groundwater. The groundwater data includes information on wells, springs, and other sources of groundwater.

STATE RECORDS

Georgia Public Supply Wells
Source: Georgia Department of Community Affairs
Telephone: 404-894-0127

USGS Georgia Water Wells
Source: USGS, Georgia District Office
Telephone: 770-903-9100

DNR Managed Lands
Source: Department of Natural Resources
Telephone: 706-557-3032
This dataset provides 1:24,000-scale data depicting boundaries of land parcels making up the public lands managed by the Georgia Department of Natural Resources (GDNR). It includes polygon representations of State Parks, State Historic Parks, State Conservation Parks, State Historic Sites, Wildlife Management Areas, Public Fishing Areas, Fish Hatcheries, Natural Areas and other specially-designated areas. The data were collected and located by the Georgia Department of Natural Resources. Boundaries were digitized from survey plats or other information.

OTHER STATE DATABASE INFORMATION

RADON

Area Radon Information
Source: USGS
Telephone: 703-356-4020
The National Radon Database has been developed by the U.S. Environmental Protection Agency (USEPA) and is a compilation of the EPA/State Residential Radon Survey and the National Residential Radon Survey. The study covers the years 1986 - 1992. Where necessary data has been supplemented by information collected at private sources such as universities and research institutions.

EPA Radon Zones
Source: EPA
Telephone: 703-356-4020
Sections 307 & 309 of IRAA directed EPA to list and identify areas of U.S. with the potential for elevated indoor radon levels.

OTHER

Airport Landing Facilities: Private and public use landing facilities
Source: Federal Aviation Administration, 800-457-6656

Epicenters: World earthquake epicenters, Richter 5 or greater
Source: Department of Commerce, National Oceanic and Atmospheric Administration

Earthquake Fault Lines: The fault lines displayed on EDR's Topographic map are digitized quaternary faultlines, prepared in 1975 by the United State Geological Survey

PHYSICAL SETTING SOURCE RECORDS SEARCHED

STREET AND ADDRESS INFORMATION

© 2015 TomTom North America, Inc. All rights reserved. This material is proprietary and the subject of copyright protection and other intellectual property rights owned by or licensed to Tele Atlas North America, Inc. The use of this material is subject to the terms of a license agreement. You will be held liable for any unauthorized copying or disclosure of this material.

ATTACHMENT 2

CITY OF AUGUSTA WATER DEPARTMENT WELL LOCATION MAP

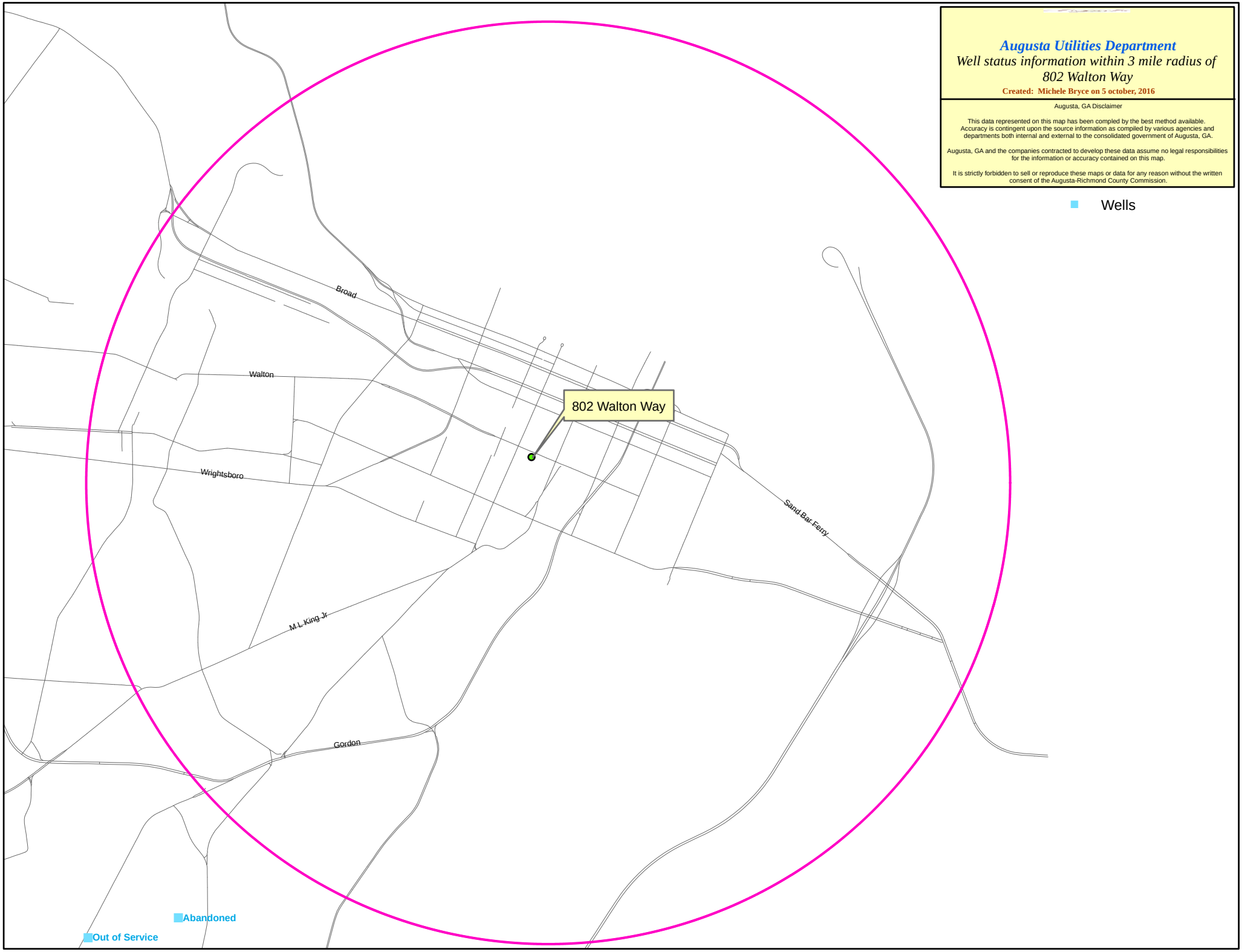
Augusta Utilities Department
Well status information within 3 mile radius of 802 Walton Way
Created: Michele Bryce on 5 october, 2016
Augusta, GA Disclaimer
This data represented on this map has been compiled by the best method available. Accuracy is contingent upon the source information as compiled by various agencies and departments both internal and external to the consolidated government of Augusta, GA.
Augusta, GA and the companies contracted to develop these data assume no legal responsibilities for the information or accuracy contained on this map.
It is strictly forbidden to sell or reproduce these maps or data for any reason without the written consent of the Augusta-Richmond County Commission.
Wells
802 Walton Way
Broad
Walton
Wrightsboro
Sand Bar Ferry
M L King Jr
Gordon
Abandoned
Out of Service

ATTACHMENT 3

GEORGIA REGENTS UNIVERSITY SITE MAP

WELL ABANDONED

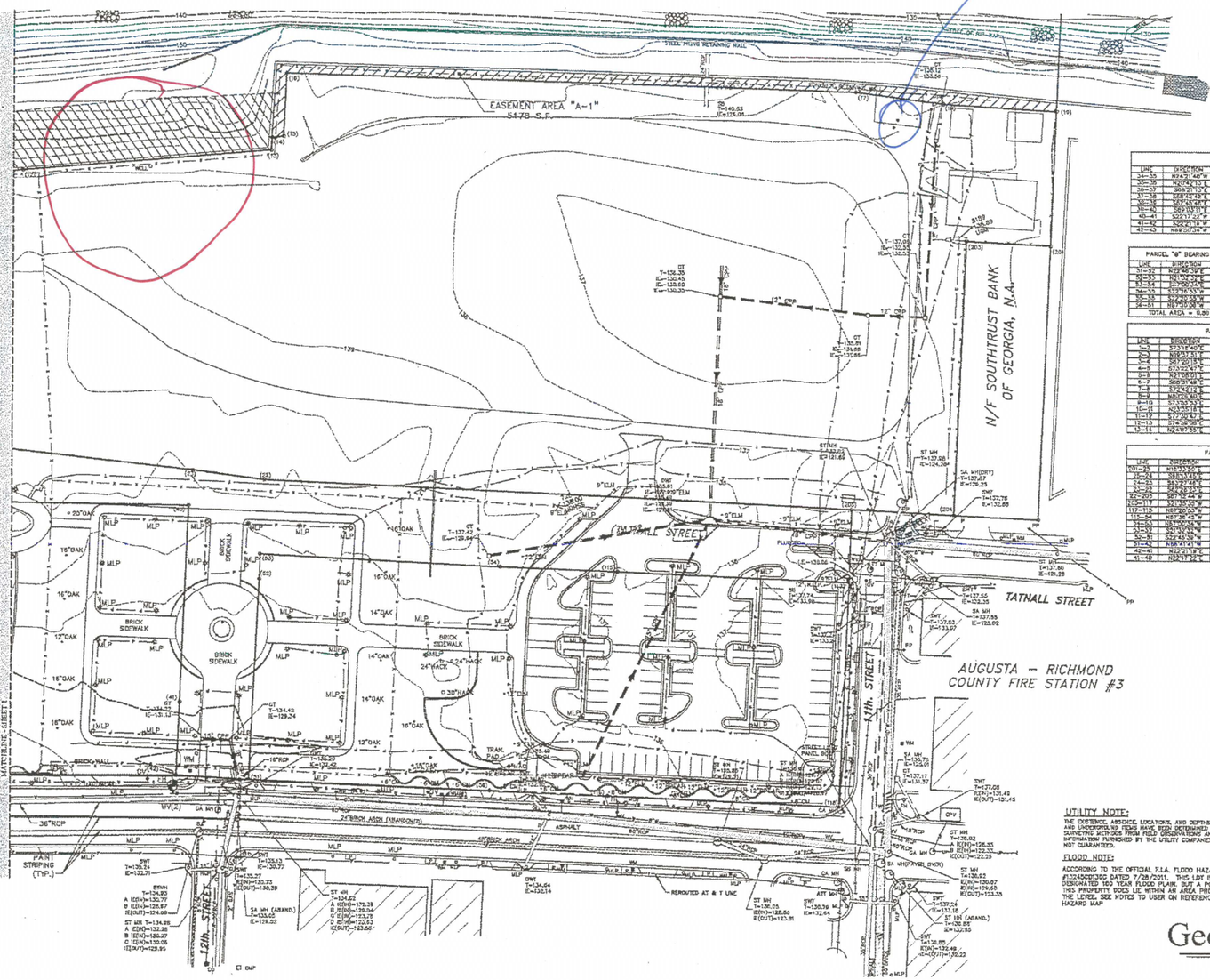

PARCEL "A" BEARING TABLE					
LINE	DIRECTION	DISTANCE	LINE	DIRECTION	DISTANCE
34-35	N24°21'49"W	3.08'	43-44	N70°07'44"W	30.57'
35-36	N21°42'13"E	207.30'	44-45	N70°01'45"W	76.45'
36-37	S68°21'13"E	106.79'	45-46	N69°20'15"W	160.74'
37-38	S68°42'43"E	82.53'	46-47	N69°20'15"W	43.48'
38-39	S63°45'48"E	81.58'	47-48	N69°20'15"W	68.01'
39-40	S80°13'11"E	267.06'	48-49	N69°50'48"W	7.10'
40-41	S23°17'22"W	157.95'	49-50	N69°50'48"W	111.73'
41-42	S20°61'18"W	58.10'	50-34	N69°50'20"W	84.65'
42-43	N89°07'34"W	295.33'			
				TOTAL AREA = 4.47 ACRES	

PARCEL "B" BEARING TABLE		
LINE	DIRECTION	DISTANCE
51-52	S72°46'49"E	181.69'
52-53	N71°02'34"E	18.93'
53-54	S24°00'13"E	192.82'
54-55	S33°20'33"W	31.24'
55-56	S24°22'39"W	158.42'
56-51	N87°00'08"W	193.14'
	TOTAL AREA = 0.80 ACRE	

PARCEL "C" BEARING TABLE					
LINE	DIRECTION	DISTANCE	LINE	DIRECTION	DISTANCE
1-2	S73°16'40"E	51.47'	14-15	S17°20'30"E	6.92'
2-3	N19°37'31"E	4.56'	15-16	N22°48'09"E	50.43'
3-4	S87°20'13"E	53.04'	16-17	S88°13'00"E	450.48'
4-5	S73°22'41"E	60.60'	17-18	S62°48'19"E	20.08'
5-6	S21°08'31"W	2.10'	18-19	S33°16'49"E	69.89'
6-7	S66°31'46"E	93.43'	19-20	S00°11'10"W	399.04'
7-8	S25°54'16"E	51.84'	20-21	N87°11'10"W	149.03'
8-9	S80°22'40"E	40.89'	21-22	N89°12'44"W	476.93'
9-10	S73°59'33"E	215.88'	22-23	N12°00'53"W	56.09'
10-11	S73°15'18"E	7.56'	23-24	N13°07'48"W	203.31'
11-12	S72°30'47"E	180.11'	24-25	N86°13'48"W	837.77'
12-13	S74°38'08"E	200.05'	25-1	N21°40'24"E	622.79'
13-14	S24°07'35"E	10.19'			
				TOTAL AREA = 6.80 ACRES	

PARCEL "D" BEARING TABLE					
LINE	DIRECTION	DISTANCE	LINE	DIRECTION	DISTANCE
101-25	N18°33'00"E	54.47'	40-39	N89°53'11"W	387.58'
25-26	S88°33'48"E	337.27'	39-38	N87°45'48"W	81.58'
26-27	S84°27'48"E	203.01'	38-103	N86°41'42"W	93.31'
27-28	S84°28'20"E	36.08'	37-101	N86°31'48"W	93.89'
102-200	S87°12'44"W	476.23'			
103-117	S21°05'39"W	58.93'			
117-115	N87°26'33"W	155.00'			
115-54	N87°30'45"W	94.24'			
54-53	N87°00'34"W	192.28'			
53-52	S21°43'39"W	18.90'			
52-51	S72°46'38"W	181.69'			
51-42	N58°41'41"W	50.41'			
42-41	N22°31'18"E	96.13'			
41-40	S24°17'26"E	157.95'			
				TOTAL AREA = 1.94 ACRES	

REFERENCE:

1. PLAT FOR THE GEORGIA GOLF HALL OF FAME BY CRANSTON, ROBERTSON, AND WHITEHURST, P.C. DATED MAY 23, 1996 RECORDED IN PLAT CABINET D SLIDE 163 PLAT A

TECHNICAL DATA

DATE OF SURVEY – APRIL 2014
ANGULAR PRECISION – 5" FOR ANGLE
FIELD PRECISION– 1 in 16,658
PLAT CLOSURE – 1 in 5,111,541
EQUIPMENT USED – THEODOLITE & E.D.M.
COMPASS ADJUSTMENT

LEGEND

RBF – REBAR FOUND
RCP – CONCRETE PIPE
N/F – NOW OR FORMERLY
TMP – TAX MAP PARCEL
R/W – RIGHT OF WAY
MLP – LIGHT POLE
T – TOP
E – INVERT ELEVATION
STMH – STORM MANHOLE
SSMH – SANITARY SEWER MANHOLE
OHP – OVERHEAD POWER
—T—T— – UNDERGROUND TELEPHONE
—U—U— – UNDERGROUND POWER
—G—G— – UNDERGROUND GAS
—W—W— – UNDERGROUND WATER
EPB – ELECTRIC PULL BOX
P – PLANTER
PP – POWER POLE

UTILITY NOTE:

THE EXISTENCE, ABSENCE, LOCATIONS, AND DEPTHS OF UTILITIES AND UNDERGROUND ITEMS HAVE BEEN DETERMINED BY ORDINARY SURVEYING METHODS FROM FIELD OBSERVATIONS AND FROM INFORMATION FURNISHED BY THE UTILITY COMPANIES, AND ARE NOT GUARANTEED.

FLOOD NOTE:

ACCORDING TO THE OFFICIAL F.I.A. FLOOD HAZARD MAP #13245C0130G DATED 7/28/2011. THIS LOT IS NOT IN A DESIGNATED 100 YEAR FLOOD PLAIN, BUT A PORTION OF THIS PROPERTY DOES LIE WITHIN AN AREA PROJECTED BY THE LEVEE. SEE NOTES TO USER ON REFERENCED FLOOD HAZARD MAP

SURVEY CERTIFICATION:

THIS SURVEY WAS PREPARED IN CONFORMITY WITH THE TECHNICAL STANDARDS FOR PROPERTY SURVEYS IN GEORGIA AS SET FORTH IN CHAPTER 180-7 OF THE RULES OF THE GEORGIA BOARD OF REGISTRATION FOR PROFESSIONAL ENGINEERS AND LAND SURVEYORS AND AS SET FORTH IN THE GEORGIA PLAT ACT O.C.G.A. 15-6-67.

GEORGIA REGISTERED NO. 2512 LAND SURVEYOR JOHN THOMAS ATTAWAY

L.S.F. 000039

ALTA/ACSM LAND TITLE SURVEY

FOR

Georgia Regents University

SHOWING PROPERTY KNOWN AS TMP #036-4-001-03-0
LOCATED IN THE 27TH G.M.D.,
AUGUSTA, RICHMOND COUNTY, GEORGIA

SCALE: 1" = 40' April 17, 2014 REVISED APRIL 24, 2014

40' 20' 0 40' 80'
SCALE IN FEET

PREPARED BY

Cranston Engineering Group, P.C.
ENGINEERS - PLANNERS - SURVEYORS
452 ELLIS STREET, AUGUSTA, GEORGIA 30901
POST OFFICE BOX 2246, AUGUSTA, GEORGIA 30903
TELEPHONE 706-722-1266
FACSIMILE 706-722-0219

SHEET 2 OF 2
2014-0117

G:\AA-ACTIVE JOB FILES\2014\2014-0117 - ALTA SURVEY GEORGIA REGENTS UNIVERSITY - GOLF AND GARDENS\AC-GRANADOS\SURVEY\2014-0117-2.DWG

APPENDIX D

VERTICAL DELINEATION INFORMATION

6 Horizontal and Vertical Extents of Constituents of Interest in Groundwater

The groundwater impacts in the alluvium, Galliard Formation, and saprolite correlate closely to the distribution of BPLM in the saturated zone. Several DPT borings advanced during several phases of RI activities demonstrated that BPLM could be encountered in one boring and a groundwater sample collected from an adjacent boring less than 20 feet away, or even a groundwater sample collected in a sand interval 1 or 2 feet above the BPLM, could be virtually unimpacted. Table 6-1 lists the groundwater sampling locations where COI typically attributed to MGP operations were not detected. Figures 25, 26, and 27 include analytical data that demonstrate the horizontal extent of groundwater impacts, and cross sections A-A' and J-J' include analytical data to demonstrate the vertical extent.

The groundwater impacts in the alluvium occur primarily in the Northern Parcel and Block A. The groundwater impacts in the Galliard Formation occur primarily in the Northern Parcel; Blocks A, E, and H; and the northeastern corner of the Southern Parcel (MW-12), which correspond to the migration paths of the BPLM that was encountered on top of the saprolite. The bedrock impacts show a definite migration to the northeast, paralleling the primary fracture orientation.

6.1 Horizontal Extent of BTEX in Groundwater

Figure 25 presents the distribution of total BTEX concentrations detected from monitoring wells and DPT borings advanced into each of the hydrogeologic zones. BTEX constituents were detected in all four hydrogeologic zones.

Alluvium

Groundwater in the alluvium is encountered in perched zones in areas where the clay layer is present. Perched water is typically encountered east of the Third Level Canal, but the clay layer is not present west of the canal except near the Western Parcel. Total BTEX was detected in five monitoring wells (MW-3, MW-13, MW-14, MW-301S, and TLC-2S) at concentrations greater than 1 mg/L. MW-14 was located in an area with a significant amount of BPLM and had a total BTEX concentration of 102.3 mg/L. Sampling of MW-14 was discontinued due to the presence of BPLM in the well. MW-301S was the only one of these five wells that was not located on the Northern Parcel. MW-301S is located on the former car wash property west of the pavement and the deeper BPLM plume. Groundwater was not available in all of the nearby borings, but MW-301S was bound by clean groundwater samples to

the north (GP-301) and northeast (MW-306S), and alluvium groundwater elevation maps indicate that the alluvium discharges to the Third Level Canal.

Galliard Formation

The dissolved-phase groundwater impacts in the Galliard Formation are primarily restricted to areas adjacent to the BPLM impacts that accumulate on top of the saprolite, except for a plume extending from Block E toward MW-12. BPLM was encountered in MW301D and in GP-788 on Block A, along with BPLM encountered in several other borings near Walton Way. BTEX was detected in GP-786, GP-213, GP-215, and GP-216. These impacts were bound by unimpacted groundwater samples in GP-301, GP-301A, MW-306D, GP-927, and GP-932 to the north and east. BPLM was also detected in TLC-8D adjacent to former car wash property, and was bound by unimpacted samples in MW-404D and TLC-7D.

A plume of BPLM extends from the Northern Parcel eastward on top of the saprolite under Block E. The BPLM plume is bound to the north and east by MW-202 and MW-22, respectively. A southern extension of the plume through GP-725 and GP-735 generated a dissolved-phase plume that extends to the southeast toward MW-12. The total BTEX concentration in MW-12 was measured at 77.5 mg/L on July 9, 2002. This dissolved-phase plume is narrow and parallels a ridge in the top of saprolite where the Galliard Formation pinches out. During Phase VI of the RI, the benzene concentration detected in MW-12 was greater than any of the groundwater samples collected from DPT borings advanced between the BPLM plume and MW-12. Figure 25 demonstrates that this dissolved-phase plume extends to the southeast beyond MW-12 into Block H. The downgradient monitoring wells MW-303, MW-304, and MW-309D demonstrate that this plume does not extend beyond the perimeter well boundary.

Saprolite

There are only monitoring wells installed in the saprolite in the vicinity of the former Augusta MGP Site, and most of these were installed as perimeter monitoring wells. No BTEX constituents were detected in the perimeter wells MW-306SAP, MW-307SAP, MW-309SAP, and MW-310SAP. MW-308SAP, which was installed on Block E through the BPLM plume, was abandoned in May 2002 because BPLM was collected in the sample container during the semiannual groundwater monitoring event.

Bedrock

Elevated concentrations of total BTEX were detected in the upper bedrock in MW-306BR, MW-307BR, MW-308BR, and MW-318. These impacts are bounded by unimpacted wells MW-309BR, MW-313, MW-315, MW-319, and MW-320 to the southeast, east, west, and north, respectively. These elevated concentrations are also bound to the northeast by MW-325 and to the

southwest by MW-310BR, which had low total BTEX concentrations of 0.0013 mg/L and 0.0036 mg/L, respectively. Appendix F contains a figure (Figure 4-7) that shows the horizontal extent of benzene concentrations in the bedrock.

6.2 Horizontal Extent of PAHs in Groundwater

Figure 26 presents the distribution of total PAH concentrations detected from monitoring wells and DPT borings advanced into each of the hydrogeologic zones. PAH constituents were detected in all four hydrogeologic zones.

Alluvium

Total PAH was detected in seven monitoring wells (MW-3, MW-9, MW-13, MW-14, MW-301S, TLC-2S, and TLC-8S) at concentrations greater than 1 mg/L. MW-301S was the only well that had detected PAHs that was not located on the Northern Parcel or adjacent to the Northern Parcel along the Third Level Canal. MW-301S is located on the former car wash property. Groundwater was not available in all of the nearby borings, but MW-301S was bound by clean groundwater samples to the north (GP-301) and northeast (MW-306S), and alluvium groundwater elevation maps indicate that the alluvium discharges to the Third Level Canal. MW-25 had a total PAH concentration of 10.3 mg/L measured during the January 2001 semiannual groundwater sampling event, but the well has consistently had no PAHs detected in subsequent sampling events.

Galliard Formation

The dissolved-phase groundwater impacts in the Galliard Formation are primarily restricted to areas adjacent to the BPLM impacts that accumulate on top of the saprolite, except for a plume extending from Block E toward MW-12. BPLM was encountered in MW301D and in GP-788 on Block A, along with BPLM encountered in several other borings near Walton Way. PAHs were detected in GP-786, GP-789, GP-215, GP-746, GP-749, and GP-750. These impacts were bound by unimpacted groundwater samples in GP-301, GP-301A, MW-306D, GP-927, and GP-932 to the north and east. BPLM was also detected in TLC-8D adjacent to former car wash property, and was bound by unimpacted samples in MW-404D and TLC-7D.

A plume of BPLM extends from the Northern Parcel eastward on top of the saprolite under Block E. A southern extension of the plume through GP-725 and GP-735 generated a dissolved-phase plume that extends to the southeast toward MW-12. The total PAH concentration in MW-12 was measured at 9.10 mg/L on July 9, 2002. This dissolved-phase plume is narrow and parallels a ridge in the top of saprolite where the Galliard Formation pinches out. Figure 26 demonstrates that this dissolved-phase plume extends to the southeast beyond MW-12 into Block H. The downgradient monitoring wells MW-303 and MW-309D demonstrate that this plume does not extend to the

east beyond the perimeter well boundary. The total PAH concentration measured in MW-304 during the July 2002 semiannual groundwater sampling event was 0.648 mg/L.

Saprolite

There are only monitoring wells installed in the saprolite in the vicinity of the former Augusta MGP Site, and most of these were installed as perimeter monitoring wells. Total PAH was detected in the perimeter wells MW-306SAP, MW-307SAP, and MW-309SAP at concentrations less than 0.005 mg/L, and no PAHs were detected in MW-310SAP. MW-308SAP was abandoned in May 2002 because BPLM was collected in the sample container during the semiannual groundwater monitoring event and the BPLM had damaged the integrity of that well.

Bedrock

Total PAH concentrations were measured in the upper bedrock in MW-306BR, MW-307BR, MW-308BR, and MW-318 at 0.067 mg/L, 0.57 mg/L, 2.00 mg/L, and 0.99 mg/L, respectively. These impacts are bounded by unimpacted wells MW-309BR, MW-313, MW-319, and MW-320 to the southeast, east, and north. These elevated concentrations are also bound to the northeast by MW-325, to the northwest by MW-315, and to the southwest by MW-310BR, which had low total PAH concentrations of 0.00035 mg/L, 0.053 mg/L, and 0.0069 mg/L, respectively.

6.3 Horizontal Extent of Inorganic Constituents in Groundwater

Figure 27 presents the distribution of lead and cyanide concentrations detected from monitoring wells and DPT borings advanced into each of the hydrogeologic zones. Lead was detected in all four hydrogeologic zones, but cyanide was only detected in alluvium wells on the Northern Parcel and Third Level Canal adjacent to the Northern Parcel .

Alluvium

Lead was detected in two DPT borings, six canal piezometers, and seven monitoring wells, all at concentrations less than 1 mg/L. DPT borings GP-781 and GP-782 had lead concentrations of 0.723 mg/L and 0.232 mg/L, respectively; however, groundwater samples collected from DPT borings tend to have high turbidity, and the elevated lead concentrations may be associated to lead absorbed to sediment particles in the samples. All of the lead concentrations detected in the piezometers and wells are associated with the Northern Parcel and the Third Level Canal. The highest lead concentrations detected in these piezometers and wells were in TLC-13S and TLC-14S at concentrations of 0.175 mg/L and 0.142 mg/L, respectively. TLC-13S and TLC-14S are located near Tenth and Eleventh Streets, adjacent to the CSX

Railroad and the Augusta Bearing Works (Figure 27). Both of these properties may contribute to elevated lead concentrations in soil and groundwater.

Cyanide was only detected in groundwater samples within the alluvium. Cyanide was detected in CP-1, MW-7, MW-13, MW-14, TLC-2S, and TLC-3S, all of which are located on the Northern Parcel or on the eastern bank of the Third Level Canal adjacent to the Northern Parcel.

Galliard Formation

Lead was detected in two DPT borings, three canal piezometers, and three monitoring wells, all at concentrations less than 1 mg/L. DPT borings GP-784 and GP-786, both located on the former car wash property, had lead concentrations of 0.032 mg/L and 0.14 mg/L, respectively; however, groundwater samples collected from DPT borings tend to have high turbidity, and the lead concentrations may be associated to lead absorbed to sediment particles in the samples. TLC-2D had the highest concentration among the canal piezometers at 0.264 mg/L and was located next to the Northern Parcel. The three monitoring wells (MW-12, MW-18, and MW-19) all had lead concentrations less than 0.1 mg/L.

Saprolite

Lead was only detected in monitoring well MW-311 within the saprolite. The lead concentration measured on January 16, 2002, was 0.044 mg/L.

Bedrock

Lead was only detected in monitoring well MW-325 within the bedrock. The lead concentration measured on July 17, 2001, was 0.063 mg/L.

6.4 Vertical Extent of Constituents of Interest in Groundwater

Impacts to groundwater in the alluvium are localized and typically associated with areas near the Northern Parcel or the Third Level Canal. Alluvium impacts also tend to correlate to areas where the Galliard Formation is impacted within the Third Level Canal, the Northern Parcel, and Block A. The Galliard Formation is also impacted in Blocks E and H, and the northeastern corner of the Southern Parcel near MW-12.

There are few saprolite wells in the vicinity of the former Augusta MGP Site, and only MW-308SAP and MW-308TZ provided any evidence of significant impacts to the groundwater within the saprolite. The DDSP well that consisted of MW-308SAP and MW-308TZ had to be abandoned after BPLM was observed within the sampling ports and the BPLM damaged the plastic tubing. Some of the DPT borings encountered BPLM staining within fracture

traces of the saprolite, which indirectly indicates groundwater within the saprolite beneath the BPLM plume would be impacted. The saprolite wells MW-312, MW-314, and MW-317 installed to the northeast that were paired with bedrock wells MW-313, MW-315, and MW-318 were not impacted by MGP COI.

The pattern of impacted bedrock wells indicates that while the groundwater impacts in the overlying unconsolidated materials were strongly affected by the presence of BPLM, the impacted groundwater within the bedrock was influenced by the fracture system within the bedrock. The bedrock hydrogeology is characterized in the Bedrock Pumping Test and Dye Tracer Study Report (RETEC, 2002) presented in Appendix F.

Block D contains a cluster of bedrock wells that were installed to characterize the vertical extent of groundwater impacts within the bedrock. MW-307BR, MW-316, MW-321, and MW-324 were installed to depths of 73 feet, 120 feet, 170 feet, and 215 feet, respectively. The results of the July 2002 semiannual groundwater sampling event yielded total BTEX concentrations of 14.2 mg/L, 6.47 mg/L, and 20.4 mg/L for MW-307BR, MW-321, and MW-324, respectively; MW-316 was not included as part of the sampling network. Based on the unimpacted saprolite wells on and north of Block D, it is most likely that groundwater migrates downward below the Northern Parcel or Block E, enters the fractures within the saprolite and bedrock, then migrates to the north-northeast parallel to the primary fracture set.

Because the bedrock is highly fractured and the interconnectivity of fractures is high, there has been significant downward migration of BTEX and PAH constituents within the bedrock. During the installation of MW-324, which had to be completed at a depth 35 feet shallower than RETEC had agreed with the Georgia EPD to drill, RETEC and Georgia EPD acknowledged that it was not feasible to attempt any further delineation below 215 feet. Based on this, vertical delineation of groundwater is considered complete. RETEC prepared a Memorandum for Georgia EPD dated June 29, 2001, to document the drilling activities and technical complications associated with installing MW-324.

6.5 Evaluation of Potential for Surface Water Impacts

Five surface water samples, four during the SI and one during the RI, were taken from the Third Level Canal as part of the RI. The locations for SW-01 through SW-04, collected during the SI, are shown on Figure 3 , as is the location for SW-201. Constituents detected in these samples, SW-01 through SW-04 and SW-201, are listed in Table 6-2. Two of the five canal samples, SW-02 and SW-03, were taken directly adjacent to the Northern Parcel. SW-04 was taken immediately south of the Northern Parcel, and SW-01 was taken

immediately north of the Northern Parcel, near Ninth Street and Walton Way. SW-201 was obtained just north of the Twelfth Street flood gate to provide background information on the surface water quality in the canal.

The analysis of the surface water samples of the canal indicate that it is not impacted by MGP constituents. All five samples, regardless of their location, had less than detectable concentrations of BTEX and PAHs. Non-MGP volatiles, acetone and methylene chloride, were detected. These data suggest that if MGP constituents are discharging or migrating into the canal from the MGP site or other sources or are partitioning into the canal surface water from the sediments, they are not accumulating to concentrations that are of environmental concern.

Summary of Historical Groundwater Sampling Data - Transition Zone and Bedrock Monitoring Wells
January 2001 through July 2017
Atlanta Gas Light Company
Former Manufactured Gas Plant Site
Augusta, Georgia

Chemical Name	Type 1 Risk Reduction Standard	Location ID	MW-324																	
		Sample Date	7/29/2015	1/13/2015	7/14/2014	1/8/2014	7/10/2013	1/9/2013	7/25/2012	1/24/2012	7/5/2011	1/19/2011	7/15/2010	1/7/2010	7/29/2009	1/15/2009	7/18/2008	1/10/2008	7/10/2007	2/14/2007
		Unit	Post-Extraction	During Extraction																
Volatile Organic Compounds																				
Acetone	4,000	µg/L	< 50	< 50	< 50	< 50	< 50	< 100	< 100	< 50	< 5.0	< 5.0	< 2000	< 100	< 100	< 1000	< 100	< 50	< 50	< 50
Benzene	5	µg/L	< 5.0	< 5.0	< 5.0	< 5.0	< 5.0	< 5.0	**20**	**1,200 J H**	< 0.25	**11**	**1,600**	**6,400 D**	< 5.0	**870**	**80**	**18**	**2,300**	**3,700**
Carbon Disulfide	4,000	µg/L	< 5.0	< 5.0	< 5.0	< 5.0	< 5.0	< 5.0	< 5.0	< 6.0	< 0.60	**2.4 J**	< 100	< 5.0	< 5.0	< 50	< 5.0	< 5.0	< 5	< 5
Ethylbenzene	700	µg/L	< 5.0	< 5.0	< 5.0	< 5.0	< 5.0	< 5.0	< 5.0	**25 J**	< 0.11	**2.5 J**	**190**	**900**	< 5.0	**110**	**9.1**	< 5.0	**160**	**440**
Methylene Chloride	5	µg/L	< 5.0	< 5.0	< 5.0	< 5.0	< 5.0	< 5.0	< 5.0	< 10	< 1.0	< 1.0	< 100	< 5.0	< 5.0	< 50	< 5.0	< 5.0	< 5	< 5
Toluene	1,000	µg/L	< 5.0	< 5.0	< 5.0	< 5.0	< 5.0	< 5.0	< 5.0	**7.4 J**	< 0.33	**1.2 J**	7.4 J	**52**	< 5.0	**4.4 JB**	**0.75 J**	< 5.0	**19**	**24**
Trichloroethylene	5	µg/L	< 5.0	< 5.0	< 5.0	< 5.0	< 5.0	< 5.0	< 5.0	< 1.3	< 0.13	< 0.13	< 100	< 5.0	< 5.0	< 50	< 5.0	< 5.0	< 5	< 5
Xylenes, total	2,000	µg/L	< 5.0	< 5.0	< 5.0	< 5.0	< 5.0	< 5.0	< 5.0	**29 J**	< 0.20	**0.44 J**	**25 J**	**150**	< 5.0	**14 J**	**2.1**	< 5.0	**49**	**140**
Semivolatile Organic Compounds																				
Acenaphthene	2,000	µg/L	< 0.5	< 0.5	< 0.50	< 0.50	< 0.50	< 0.19	**0.35**	**0.24**	< 0.11	< 0.099	< 19	**49**	< 0.19 *	**3.5 J**	**0.4**	< 10	**21**	**36**
Acenaphthylene	10	µg/L	< 1.0	< 1	< 1.0	< 1.0	< 1.0	< 0.19	< 0.19	< 0.095	< 0.11	< 0.099	< 19	**0.96**	< 0.19	< 3.9	< 0.20	< 10	< 10	< 10
Anthracene	10	µg/L	< 0.05	< 0.05	< 0.05	< 0.05	< 0.05	< 0.19	< 0.19	< 0.095	< 0.11	< 0.099	< 19	**1.2**	< 0.19	< 3.9	< 0.20	< 10	< 10	< 10
Benz(a)anthracene	0.1	µg/L	< 0.05	< 0.05	< 0.05	< 0.05	< 0.05	< 0.19	< 0.19	< 0.095	< 0.11	< 0.099	< 19	< 0.20	< 0.19	< 3.9	< 0.20	< 0.05	< 0.05	< 0.05
Benzo(a)pyrene	0.2	µg/L	< 0.05	< 0.05	< 0.05	< 0.05	< 0.05	< 0.19	< 0.19	< 0.095	< 0.11	< 0.099	< 19	< 0.20	< 0.19	< 3.9	< 0.20	< 0.05	< 0.05	< 0.05
Benzo(b)fluoranthene	0.2	µg/L	< 0.1	< 0.10	< 0.10	< 0.10	< 0.10	< 0.19	< 0.19	< 0.095	< 0.11	< 0.099	< 19	< 0.20	< 0.19	< 3.9	< 0.20	< 0.10	< 0.1	< 0.1
Benzo(g,h,i)perylene	10	µg/L	< 0.1	< 0.10	< 0.10	< 0.10	< 0.10	< 0.19	< 0.19	< 0.095	< 0.11	< 0.099	< 19	< 0.20	< 0.19	< 3.9	< 0.20	< 10	< 10	< 10
Benzo(k)fluoranthene	10	µg/L	< 0.05	< 0.05	< 0.05	< 0.05	< 0.05	< 0.19	< 0.19	< 0.095	< 0.11	< 0.099	< 19	< 0.20	< 0.19	< 3.9	< 0.20	< 10	< 10	< 10
Chrysene	0.2	µg/L	< 0.05	< 0.05	< 0.05	< 0.05	< 0.05	< 0.19	< 0.19	< 0.043	< 0.050	< 0.044	< 19	< 0.20	< 0.19	< 3.9	< 0.20	< 0.05	< 0.05	< 0.05
Dibenzo(a,h)anthracene	0.3	µg/L	< 0.1	< 0.10	< 0.10	< 0.10	< 0.10	< 0.19	< 0.19	< 0.095	< 0.11	< 0.099	< 19	< 0.20	< 0.19	< 3.9	< 0.20	< 0.10	< 0.1	< 0.1
Fluoranthene	1,000	µg/L	< 0.1	< 0.10	< 0.10	< 0.10	< 0.10	< 0.19	< 0.19	< 0.095	< 0.11	< 0.099	< 19	**0.87**	< 0.19	< 3.9	< 0.20	< 10	< 10	< 10
Fluorene	1,000	µg/L	< 0.1	< 0.1	< 0.10	< 0.10	< 0.10	< 0.19	< 0.19	< 0.095	< 0.11	< 0.099	< 19	**8.7**	< 0.19	**0.54 J**	**0.055**	< 10	< 10	< 10
Indeno(1,2,3-cd)pyrene	0.4	µg/L	< 0.05	< 0.05	< 0.05	< 0.05	< 0.05	< 0.19	< 0.19	< 0.095	< 0.11	< 0.099	< 19	< 0.20	< 0.19	< 3.9	< 0.20	< 0.05	< 0.05	< 0.05
Naphthalene	20	µg/L	**1.4**	**5.3**	**0.7**	**0.98**	< 0.50	**0.70**	**3.9**	**6.1**	< 0.11	**1.6**	**290**	**1,600**	< 0.19	**100 B**	**0.15**	< 10	**290**	**760**
Phenanthrene	10	µg/L	< 0.05	< 0.05	< 0.05	< 0.05	< 0.05	< 0.19	< 0.19	**0.15 J**	< 0.11	< 0.099 *	< 19	**8.1**	< 0.19	**0.68 J**	**0.065**	< 10	< 10	< 10
Pyrene	1,000	µg/L	< 0.05	< 0.05	< 0.05	< 0.05	< 0.05	< 0.19	< 0.19	< 0.095	< 0.11	< 0.099	< 19	**0.87**	< 0.19	< 3.9	**0.034**	< 10	< 10	< 10
Inorganic Compounds																				
Antimony	0.01	mg/L	< 0.02	< 0.02	< 0.02	< 0.02	< 0.02	< 0.02	< 0.02	< 0.0053	< 0.0053	< 0.0053	< 0.020	< 0.020	< 0.020	< 0.020	< 0.02	< 0.02	< 0.02	< 0.02
Arsenic	0.05	mg/L	< 0.05	< 0.05	< 0.05	< 0.05	< 0.05	< 0.02	< 0.02	< 0.0046	< 0.0046	< 0.0046	< 0.020	< 0.020	< 0.020	< 0.010	< 0.01	< 0.05	< 0.05	< 0.05
Barium	2	mg/L	**0.0572**	**0.0232**	**0.0657**	**0.0674**	**0.0693**	**0.061**	**0.089**	**0.081**	**0.079**	**0.078**	**0.072**	**0.21**	**0.066**	**0.082**	**0.076**	**0.0690**	**0.0849**	**0.181**
Beryllium	0.004	mg/L	< 0.01	< 0.01	< 0.01	< 0.01	< 0.01	< 0.0040	< 0.0040	< 0.00020	< 0.00020	**0.00022 JB**	< 0.0040	< 0.0040	< 0.0040	< 0.0040	< 0.004	< 0.01	< 0.01	< 0.01
Cadmium	0.005	mg/L	< 0.005	< 0.005	< 0.005	< 0.005	**0.0066**	**0.0073**	< 0.0050	< 0.0020	**0.0020 J**	**0.0020 J**	< 0.0050	< 0.0050	< 0.0050	**0.00069 J**	< 0.005	< 0.005	< 0.005	< 0.005
Chromium	0.1	mg/L	< 0.01	< 0.01	< 0.01	< 0.01	< 0.01	< 0.010	< 0.010	< 0.0012	**0.0043 J**	**0.0013 J**	< 0.010	< 0.010	< 0.010	**0.0028 J**	< 0.01	< 0.01	< 0.01	< 0.01
Copper	1.3	mg/L	< 0.01	< 0.01	**0.0176**	**0.0161**	**0.0192**	< 0.02	< 0.02	**0.0040 J**	**0.0064 J**	**0.0098 JB**	< 0.020	< 0.020	< 0.020	**0.013 J**	**0.0097 J**	< 0.01	< 0.01	< 0.01
Cyanide	0.2	mg/L	< 0.01	< 0.01	< 0.01	< 0.01	< 0.01	< 0.010	< 0.010	< 0.0050	**0.0095 J**	< 0.0050	< 0.010	< 0.010	< 0.010	< 0.010	< 0.01	< 0.01	< 0.01	< 0.01
Lead	0.015	mg/L	< 0.01	< 0.01	< 0.01	< 0.01	< 0.01	< 0.010	< 0.010	< 0.0040	< 0.0040	< 0.0040	< 0.010	< 0.010	< 0.010	< 0.0050	**0.0031 J**	< 0.01	< 0.01	< 0.01
Mercury	0.002	mg/L	< 0.0002	< 0.00020	< 0.00020	< 0.00020	< 0.00020	< 0.00020	< 0.00020	< 0.000091	< 0.000091	< 0.000091	< 0.00020	< 0.00020	< 0.00020	< 0.00020	< 0.00020	< 0.00020	< 0.0002	< 0.0002
Nickel	0.1	mg/L	< 0.02	< 0.02	< 0.02	< 0.02	< 0.02	< 0.04	< 0.04	**0.0028 J**	**0.0029 J**	**0.0034 J**	< 0.040	< 0.040	< 0.040	**0.0088 J**	**0.0069 J**	< 0.02	< 0.02	< 0.02
Selenium	0.05	mg/L	< 0.02	< 0.02	< 0.02	< 0.02	< 0.02	< 0.020	< 0.020	< 0.0064	< 0.0064	< 0.0064	< 0.020	< 0.020	< 0.020	< 0.010	< 0.01	< 0.02	< 0.02	< 0.02
Thallium	0.002	mg/L	< 0.02	< 0.02	< 0.02	< 0.02	< 0.02	< 0.0010	< 0.0010	< 0.00025	< 0.00025	< 0.00025	< 0.0010	< 0.0010	< 0.0010	< 0.0010	< 0.001	< 1.00	< 1.00	< 1
Vanadium (fume or dust)	0.2	mg/L	< 0.01	< 0.01	< 0.01	< 0.01	< 0.01	< 0.010	< 0.010	< 0.0024	< 0.0024	< 0.0024	< 0.010	< 0.010	< 0.010	**0.0052 J**	**0.0042 J**	< 0.01	< 0.01	< 0.01
Zinc	2	mg/L	< 0.02	**0.0205**	< 0.02	< 0.02	**0.0337**	< 0.020	< 0.020	< 0.0087	**0.0091 J**	< 0.0087	< 0.020	< 0.020	< 0.020	**0.033**	**0.018 J**	< 0.02	< 0.02	< 0.02

Notes:
* - Not a HSRA regulated compound
ISCO - *in-situ* chemical oxidation
** - Resampled in August 2007 for VOCs only

Data Qualifier Defintions:
-- - Not analyzed
B (Inorganics) - Estimated analyte concentration
D - Analyte concentration reported from secondary dilution
DB - Analyte concentration reported from secondary dilution; analyte detected in method blank
H - Holding time exceeded for sample
J - Estimated analyte concentration
JB (Organic) - Estimated analyte concentration; analyte detected in method blank
Bold = Exceeds the laboratory detection limit
Bold and shaded - Analyte concentration exceeds the Type 1 RRS

Summary of Historical Groundwater Sampling Data - Transition Zone and Bedrock Monitoring Wells
January 2001 through July 2017
Atlanta Gas Light Company
Former Manufactured Gas Plant Site
Augusta, Georgia

Chemical Name	Type 1 Risk Reduction Standard	Location ID	MW-324 (Continued)												
		Sample Date	7/11/2006	1/14/2006	01/06 DUP	7/22/2005	1/19/2005	7/16/2004	1/23/2004	7/17/2003	1/22/2003	7/11/2002	07/02 DUP	1/23/2002	7/18/2001
		Unit	Pre-Extraction												
Volatile Organic Compounds															
Acetone	4,000	µg/L	50 U	5,000 U	5,000 U	830 U	2,500 U	2,500 U	2,500 U	630 U	5,000 U	5,000 U	5,000 U	5,000 U	**5,000 R**
Benzene	5	µg/L	**1,900**	**13,000**	**13,000**	**14,000**	**12,000**	**14,000**	**16,000**	**15,000**	**14,000**	**15,000**	**12,000**	**16,000**	**15,000**
Carbon Disulfide	4,000	µg/L	5 U	500 U	500 U	33 U	100 U	100 U	100 U	25 U	200 U	200 U	200 U	200 U	200 U
Ethylbenzene	700	µg/L	**89**	**2,000**	**2,100**	**2,100**	**2,500**	**2,500**	**2,600**	**2,500**	**2,400**	**2,500**	**2,500**	**2,800**	**2,700**
Methylene Chloride	5	µg/L	5 U	500 U	500 U	170 U	500 U	500 U	500 U	130 U	1,000 U	1,000 U	1,000 U	1,000 U	1,000 U
Toluene	1,000	µg/L	**29**	500 U	500 U	**520**	**540**	**320**	**720**	**1,100**	**1,400**	**1,200**	**1,300**	**1,900**	**2,600**
Trichloroethylene	5	µg/L	5 U	500 U	500 U	33 U	100 U	100 U	100 U	25 U	200 U	200 U	200 U	200 U	200 U
Xylenes, total	2,000	µg/L	**90**	**1,000**	**1,100**	**1,500**	**1,600**	**1,500**	**1,800**	**1,700**	**1,800**	**1,700**	**1,800**	**2,300**	**2,400**
Semivolatile Organic Compounds															
2-Methylnaphthalene	*	µg/L	--	**430**	**490**	**390**	**320**	**290**	**390**	**370 J M**	**700**	**480**	**440**	**770**	**670**
Acenaphthene	2,000	µg/L	**20**	**180**	**180**	**120**	**110**	**110**	**110**	**120 J M**	**230**	**180**	**160**	**230**	**230**
Acenaphthylene	10	µg/L	10 U	20 U	20 U	20 U	100 U	80 U	**4.0**	**11**	**21 J**	**9.7 J**	**9.4 J**	100 U	**28 J**
Anthracene	10	µg/L	10 U	20 U	20 U	20 U	100 U	80 U	2.0 U	10 U	**4.8 J**	**4.9 J**	**4.6 J**	**4.5 J**	**3.8 J**
Benz(a)anthracene	0.1	µg/L	0.05 U	20 U	20 U	20 U	100 U	80 U	2.0 U	10 U	100 U	100 U	100 U	100 U	50 U
Benzo(a)pyrene	0.2	µg/L	0.05 U	20 U	20 U	20 U	100 U	80 U	2.0 U	10 U	100 U	100 U	100 U	100 U	50 U
Benzo(b)fluoranthene	0.2	µg/L	0.1 U	20 U	20 U	20 U	100 U	80 U	2.0 U	10 U	100 U	100 U	100 U	100 U	50 U
Benzo(g,h,i)perylene	10	µg/L	10 U	20 U	20 U	20 U	100 U	80 U	2.0 U	10 U	100 U	100 U	100 U	100 U	50 U
Benzo(k)fluoranthene	10	µg/L	10 U	20 U	20 U	20 U	100 U	80 U	2.0 U	10 U	100 U	100 U	100 U	100 U	50 U
Chrysene	0.2	µg/L	0.05 U	20 U	20 U	20 U	100 U	80 U	2.0 U	10 U	100 U	100 U	100 U	100 U	50 U
Dibenzo(a,h)anthracene	0.3	µg/L	0.1 U	20 U	20 U	20 U	100 U	80 U	2.0 U	10 U	100 U	100 U	100 U	100 U	50 U
Dibenzofuran	1	µg/L	--	20 U	100 U	20 U	100 U	80 U	2.0 U	10 U	**8.8 J**	**6.6 J**	**6.7 J**	**11 J**	**8.9 J**
Fluoranthene	1,000	µg/L	10 U	20 U	20 U	20 U	100 U	80 U	2.0 U	10 U	100 U	100 U	100 U	100 U	50 U
Fluorene	1,000	µg/L	10 U	**23**	**24**	20 U	100 U	80 U	**23**	**21**	**35 J**	**29 J**	**26 J**	**38 J**	**35 J**
Indeno(1,2,3-cd)pyrene	0.4	µg/L	0.05 U	20 U	20 U	20 U	100 U	80 U	2.0 U	10 U	100 U	100 U	100 U	100 U	50 U
Naphthalene	20	µg/L	**170**	**4,400**	**4,300**	**3,500**	**3,700**	**3,600**	**4,600**	**4,400 J M**	**7,500 D**	**5,000 D**	**4,400 D**	**5,900 D**	**8,600 D**
Phenanthrene	10	µg/L	10 U	**27**	**28**	20 U	100 U	80 U	**22**	**18**	**36 J**	**26 J**	**26 J**	**41 J**	**34 J**
Pyrene	1,000	µg/L	10 U	20 U	20 U	20 U	100 U	80 U	2.0 U	10 U	100 U	100 U	100 U	100 U	50 U
Inorganic Compounds															
Aluminum (fume or dust)	*	mg/L	--	**0.303**	0.2 U	0.2 U	0.2 U	0.2 U	0.2 U	0.2 U	0.2 U	0.2 U	0.2 U	0.2 U	**0.058 B**
Antimony	0.01	mg/L	0.02 U	0.01 U	0.01 U	0.006 U	0.02 U	0.006 U	0.02 U	0.02 U	0.02 U	0.02 U	0.02 U	0.02 U	0.02 U
Arsenic	0.05	mg/L	0.05 U	0.01 U	0.01 U	0.01 U	0.01 U	0.01 U	0.01 U	0.01 U	0.01 U	0.01 U	0.01 U	0.01 U	0.01 U
Barium	2	mg/L	**0.0682**	**0.243**	**0.239**	**0.237**	**0.24**	**0.23**	**0.21**	**0.21**	**0.22**	**0.24**	**0.24**	**0.22**	**0.22**
Beryllium	0.004	mg/L	0.01 U	0.005 U	0.005 U	0.004 U	0.004 U	0.004 U	0.004 U	0.004 U	0.004 U	0.004 U	0.004 U	0.004 U	0.004 U
Cadmium	0.005	mg/L	0.005 U	0.002 U	0.002 U	0.005 U	0.005 U	0.005 U	0.005 U	0.005 U	0.005 U	0.005 U	0.005 U	0.005 U	0.005 U
Calcium metal	*	mg/L	--	**40.9**	**39.8**	**43.2**	**38**	**37**	**37**	**33**	**35**	**34**	**34**	**35**	**44**
Chromium	0.1	mg/L	0.01 U	0.005 U	0.005 U	0.01 U	0.01 U	0.01 U	0.01 U	0.01 UJ	0.01 U	0.01 U	0.01 U	0.01 U	0.01 U
Cobalt	*	mg/L	--	0.007 U	0.007 U	0.01 U	0.01 U	0.01 U	0.01 U	0.01 U	0.01 U	0.01 U	0.01 U	0.01 U	0.01 U
Copper	1.3	mg/L	0.01 U	0.025 U	0.025 U	0.02 U	0.02 U	0.02 U	0.02 U	0.02 U	**0.0015 B**	**0.00092 B**	0.02 U	**0.0017 B**	0.02 U
Cyanide	0.2	mg/L	0.01 U	0.01 U	0.01 U	0.01 U	0.01 U	0.01 U	0.01 U	0.015 U	0.01 U	**0.11**	0.01 U	0.01 U	0.01 U
Iron	*	mg/L	--	**0.62**	**0.516**	**0.533**	**0.48**	**0.46**	**0.37**	**0.38**	**0.36**	**0.33**	**0.31**	**0.37**	**0.37**
Lead	0.015	mg/L	0.01 U	0.003 U	0.003 U	0.005 U	0.005 U	0.005 U	0.005 U	0.005 U	**0.0019 B**	0.005 U	0.005 U	0.005 U	0.005 U
Magnesium	*	mg/L	--	**13.8**	**13.6**	**14.1**	**13**	**12**	**11**	**11**	**11**	**11**	**11**	**11**	**10**
Manganese	*	mg/L	--	**0.33**	**0.324**	**0.333**	**0.34**	**0.32**	**0.29**	**0.28**	**0.28**	**0.29**	**0.29**	**0.26**	**0.23**
Mercury	0.002	mg/L	0.0002 U	0.0002 U	0.0002 U	0.0002 U	0.0002 U	0.0002 U	0.0002 U	0.0002 UJ	**0.000095 B**	0.0002 U	0.0002 U	0.0002 U	0.0002 U
Nickel	0.1	mg/L	0.02 U	0.04 U	0.04 U	0.04 U	0.04 U	0.04 U	0.04 U	0.04 U	0.04 U	0.04 U	0.04 U	0.04 U	0.04 U
Potassium	*	mg/L	--	5 U	5 U	**3.58**	**3.7**	**3.7**	**4.4**	**3.1**	**3.4**	**3.6**	**3.6**	**3.3**	**4.4**
Selenium	0.05	mg/L	0.02 U	0.005 U	0.005 U	0.01 U	0.01 U	0.01 U	0.01 U	0.01 U	0.01 U	0.01 U	0.01 U	**0.006 B**	0.01 U
Sodium	*	mg/L	--	**16.3**	**16.1**	**17.9**	**15**	**15**	**18**	**15**	**15**	**17**	**17**	**15**	**16**
Thallium	0.002	mg/L	0.001 U	0.001 U	0.001 U	0.001 U	0.002 U	0.001 U	0.001 U	0.002 UJ	0.002 U	0.002 UN	0.002 UN	0.002 U	0.002 U
Vanadium (fume or dust)	0.2	mg/L	0.01 U	0.007 U	0.007 U	0.01 U	0.01 U	0.01 U	0.01 U	0.01 U	0.01 U	0.01 U	0.01 U	0.01 U	0.01 U
Zinc	2	mg/L	0.02 U	0.02 U	0.02 U	0.02 U	0.02 U	0.02 U	0.02 U	**0.02**	**0.019 B**	0.02 U	0.02 U	0.02 U	0.02 U

Notes:
* - Not a HSRA regulated compound
ISCO - *in-situ* chemical oxidation
** - Resampled in August 2007 for VOCs only

Data Qualifier Defintions:
-- - Not analyzed
B (Inorganics) - Estimated analyte concentration
D - Analyte concentration reported from secondary dilution
DB - Analyte concentration reported from secondary dilution; analyte detected in method blank
H - Holding time exceeded for sample
J - Estimated analyte concentration
JB (Organic) - Estimated analyte concentration; analyte detected in method blank
Bold = Exceeds the laboratory detection limit
Bold and shaded - Analyte concentration exceeds the Type 1 RRS

APPENDIX E

REGISTERED PROFESSIONAL SUPPORTING DOCUMENTATION

REGISTERED PROFESSIONAL SUPPORTING DOCUMENTATION

Gregory J. Wrenn, P.E.
Summary of Hours and Services
Atlanta Gas Light Company – Augusta, GA Former MGP Site
HSI Site No. 10132
Amec Foster Wheeler Project No. 6122-14-0098

Hours for preparation of 6th Semi-Annual VRP Status Report:

19 hours billed between June 1, 2017 and November 30, 2017