AECOM

Volunteer Remediation Program Semi-Annual Groundwater Monitoring Progress Report 6

C&D Technologies, Inc.
1835 Rockdale Industrial Boulevard
Conyers, Rockdale County, Georgia

December 2018

Prepared for:

C&D Technologies, Inc.
1400 Union Meeting Road
Blue Bell, Pennsylvania 19422

Prepared by:

AECOM
1000 Corporate Centre Drive, Ste. 250
Franklin, TN 37067
aecom.com

Copyright © 2018 by AECOM

All rights reserved. No part of this copyrighted work may be reproduced, distributed, or transmitted in any form or by any means without the prior written permission of AECOM.

CERTIFICATION

"I certify under penalty of law that this report and all attachments were prepared by me or under my direct supervision in accordance with the Voluntary Remediation Program Act (O.C.G.A. Section 12-8-101, et seq.). I am a professional engineer/professional geologist who is registered with the Georgia State Board of Registration for Professional Engineers and Land Surveyors/Georgia State Board of Registration for Professional Geologists and I have the necessary experience and am in charge of the investigation and remediation of this release of regulated substances.

The information submitted is, to the best of my knowledge and belief, true, accurate, and complete. I am aware that there are significant penalties for submitting false information, including the possibility of fine and imprisonment for knowing violations."

Craig A. Bernhoft, P.G. / No. 1966 — 12-20-2018

Printed Name and GA PE/PG Number — Date

CRAIG A. BERNHOFT
GEORGIA REGISTERED PROFESSIONAL GEOLOGIST
No. PG001955

Signature and Stamp

Table of Contents

1. Introduction 1
2. Site Background 2
   2.1 Historic Activities 2
   2.2 Site Geology and Hydrogeology 3
   2.3 Vapor Intrusion Evaluation 3
3. Semi-Annual Groundwater Monitoring 5
   3.1 October 2018 Semi-Annual Groundwater Monitoring Event 5
      3.1.1 Groundwater Gauging and Sampling Protocol 5
      3.1.2 Groundwater Sample Handling 6
      3.1.3 Ancillary Field Activities 6
   3.2 Groundwater Flow Direction 6
   3.3 Analytical Results 6
4. Summary and Future Groundwater Monitoring 7
5. References 8

Appendix A Soil Gas Sampling Report of Results 11
Appendix B Groundwater Sample Collection Field Sheets 12
Appendix C Laboratory Analytical Reports and Chain-of-Custody Documentation 13
Appendix D Data Review and Validation Report 14

Tables

Table 1 – Groundwater Elevation Data
Table 2 – Summary of Groundwater Analytical Results

Figures

Figure 1 – Site Location Map
Figure 2 – Site Map Groundwater Well Locations
Figure 3 – Groundwater Elevation Potentiometric Surface Map October 2018
Figure 4 – Groundwater TCE/PCE Analytical Results October 2018 with Approximate TCE Concentration Isopleths
Figure 5 – Groundwater Lead Analytical Results October 2018 with Approximate Lead Concentration Isopleths
Figure 6 – Apparent Top of Shallow Bedrock Elevations Contour Map
Figure 7 – TCE/PCE Concentrations Cross Section A-A′
Figure 8 – TCE/PCE Concentrations Cross Section B-B′

1. Introduction

The C&D Technologies, Inc. (C&D) site is located at 1835 Rockdale Industrial Boulevard in Conyers, Rockdale County, Georgia (the site) (see **Figure 1**). The C&D Facility has been listed on the Georgia Hazardous Site Inventory (HSI) Number 10734 as a facility that has a known release in groundwater at levels exceeding the reportable quantity. Chlorinated volatile organic compounds (VOCs) trichloroethene (TCE), tetrachloroethene (PCE), cis-1,2-dichloroethene (cis-DCE), and lead have been detected in groundwater samples at concentrations exceeding the Georgia Hazardous Site Response Act (HSRA) Type 1/3 Risk Reduction Standards (RRS). C&D has performed groundwater remediation activities at the site since 2006.

C&D submitted a Voluntary Remediation Program (VRP) application in September 2015 to the Georgia Environmental Protection Division (GAEPD) that was approved by a GAEPD letter dated December 23, 2015. The first semi-annual progress report was submitted to the GAEPD in June 2016. This report summarizes the field activities and findings of the sixth semiannual groundwater monitoring event conducted in October 2018.

2. Site Background

C&D previously manufactured lead-acid batteries for over 35 years at the site. Manufacturing operations ceased in 2007. Located on 8.27 acres in a commercial/industrial area, the C&D facility is no longer active and the former manufacturing buildings have been razed. A site map of the facility and nearby properties is presented on **Figure 2**.

2.1 Historic Activities

C&D has conducted several assessments of impacted groundwater at the site. Previous groundwater sampling data indicate that TCE and PCE concentrations exceeding the Georgia HSRA Type 1/3 RRS (5 µg/L) extend north and northeast in the apparent direction of the groundwater flow from the high concentration area (MW-5) located on the site onto the central portions of the Pattillo and Latex properties. Analytical data of groundwater samples collected from monitoring wells installed along the east and northeastern Pattillo property boundary indicate TCE and PCE concentrations below the Type 1/3 RRS. TCE concentrations in groundwater samples collected from the northernmost monitoring well installed on the Pattillo property were slightly above the Type 1/3 RRS. PCE concentrations from this same location are below the Type 1/3 RRS.

Based on a groundwater remediation design prepared by RMT (2006), chemical additives were injected into groundwater to elevate pH, promote lead precipitation, and support reductive dechlorination within the source area and support enhanced natural degradation processes within the downgradient plume. Results of the pilot testing indicated that, while the bioremediation and/or enhanced natural degradation processes could be accelerated in the downgradient plume (INJ-2), subsurface distribution challenges in the source area required additional testing.

In 2007, monitoring wells were installed on the Robert Pattillo property by Dobbs Environmental that indicated groundwater beneath the Pattillo property may have been impacted by TCE and PCE. Additional groundwater investigation sampling in October 2008 indicate PCE-, TCE-, and/or cis-DCE-impacted groundwater is present in the overburden and the shallow bedrock, but not present in the deep monitoring well (MW-14, 100 feet below ground surface [bgs]) located within the plume.

Groundwater delineation activities completed in 2009 and 2010 included installing and sampling additional monitoring wells on the C&D property, and the Pattillo, Pittman Construction, Latex, and Frey-Moss Structures properties (**Figure 2**). These investigation activities focused primarily on the source area, currently defined as MW-5 and MW-5D.

A Phase I in-situ chemical reduction (ISCR) field-scale injection event on the source area was conducted in late January 2012. Performance monitoring events were conducted and the findings indicated the ISCR influenced some portions of the treatment zone although full scale application by direct injection in the source zone, would not be effective due to geochemical complexities and difficult lithology. The difficulty of injecting via rotary drilling and/or direct push drilling suggests source-zone treatment similar to the ISCR injection is not a technically feasible approach.

The status was further discussed in a project status review meeting held at GAEPD on June 29, 2015. During the meeting it was agreed that the application should be submitted based on the subsurface conditions and potential technical impracticability of achieving the HSRA Type 1/3 RRS. The C&D facility was accepted into the Georgia VRP in December 2015. The initial semiannual groundwater event was completed in February and March 2016 and it included site-wide sampling. Based on the results of the 2016 groundwater events and subsequent 2017 semi-annual sampling events, AECOM proposed collecting groundwater samples from select

wells for the 2018 semiannual sampling events. Wells located within the highest TCE concentration area (CD-01, MW-1, MW-2, MW-3, MW-5, MW-5D, MW-8 SBR, MW-17, MW-20, MW-24 SBR, MW-29 SBR, MW-30 SBR, MW-36 SBR, MW-37 SBR, MW-38 SBR, OBS-8) were selected for sampling.

2.2 Site Geology and Hydrogeology

The site is located in the Piedmont physiographic province. The facility is underlain by granite plutons and other metamorphic and igneous rocks that have been subject to geologic erosion and generally are deeply weathered. The weathering has resulted in a relatively thick layer of saprolite (unconsolidated, weathered rock) and soil beneath the ground surface. The area around the subject property is underlain by undifferentiated granitic gneiss. The depth to competent bedrock varies from less than 1 foot near the main former manufacturing building to greater than 90 feet to the north of the facility.

Groundwater beneath the facility is shallow, ranging from approximately 10 to 40 feet bgs (**Table 1**), and predominantly flows to the north-northeast (**Figure 3**). Shallow groundwater occurs in an unconfined aquifer made up of potentially interconnected water-bearing zones: a shallow zone of soil and weathered rock and a deeper zone of fractured bedrock. These fractures contribute to the complexities of groundwater flow in the area. A map showing the apparent bedrock surface across the site is shown on **Figure 6**.

Slug tests indicate that the hydraulic conductivity of the shallow water-bearing unit varies between 10^{-3} and 10^{-5} cm/sec. The groundwater flow direction from the impacted suspected source area is generally to the north and northeast with a hydraulic gradient of 0.025 ft/ft (S&ME 2008). A map showing the groundwater potentiometric surface contours and flow direction based on groundwater elevations for the shallow aquifer during the October 2018 groundwater sampling event is included as **Figure 3**.

Aquifer tests have indicated that the shallow regolith and bedrock zones are hydraulically separated in the Conyers area based on the lack of interconnectivity of the deep bedrock system to the shallow water table zone in the weathered regolith.

2.3 Vapor Intrusion Evaluation

On April 4, 2018, AECOM submitted a vapor intrusion evaluation per EPD's request which was included in the Volunteer Remediation Program Semi-Annual Groundwater Monitoring Progress Report 4. Although the results of the vapor intrusion evaluation concluded the maximum TCE concentrations detected in the selected monitoring wells exceeded both the carcinogenic and non-carcinogenic target risk levels based on the groundwater concentrations used for model from the monitoring well locations, it is not likely that vapor intrusion from groundwater to indoor air is a concern based on historic depths to groundwater, the groundwater flow pathway, and that currently there are no occupied structures present over the contaminant plume.

In September 2018, AECOM collected soil gas data to further evaluate the potential for vapor intrusion in the areas of the site where groundwater data indicated the highest potential vapor intrusion exposures. A copy of the soil gas sampling and vapor intrusion evaluation report is included in **Appendix A**.

Ten temporary soil gas probes were installed, several beneath an existing concrete slab, and others in outdoor areas identified within the confines of the groundwater plume **(Appendix A, Figure 2)**. Soil gas samples were collected by Atlas Geo-Sampling Company of Alpharetta, Georgia. The maximum detected VOC concentrations were nearly all within soil gas sample SV3 **(Appendix A, Table 1)**. Therefore, sample SV3 concentrations were used as conservative input assumptions for further evaluation of potential vapor intrusion exposures. Results indicate

a cumulative risk of 2x10-6 and a hazard index of 0.3. In accordance with Georgia Rule 391-3-19-.07 [Effective 9/25/2018] Risk Reduction Standards, health-based criteria are derived on an excess lifetime cancer risk of 1x10-5 and a hazard quotient of 1.0 for non-carcinogens.

Cumulative risks and hazards associated with potential vapor intrusion at location SV3, the most conservative location selected for evaluating potential exposures, are below the criteria set forth in Rule 391-3-19-.07. It is noted that this evaluation did not consider exposure pathways other than vapor intrusion. Other potential pathways at the site include soil exposures (e.g., dermal, inhalation, ingestion). These are not considered significant as previous evaluations approved by GAEPD have shown that property owned by C&D Technologies at the site is in compliance with Georgia Type 3 (nonresidential) RRS for soil. For adjacent off-site properties, the Robert Pattillo Property is in compliance with the Type 2 (residential) RRS for soil, and the Latex Construction Property is in compliance with the Type 3 RRS for soil.

Currently there are no buildings on the C&D site and the vapor intrusion pathway is incomplete. Considering potential building construction in the future near the subsurface source of volatile chemicals, and based on current soil gas measurements, potential vapor concentrations would not pose an unacceptable human health risk to a commercial worker via the vapor intrusion pathway. Therefore, indoor air concentrations attributable to vapor intrusion are unlikely to pose an unacceptable human health risk under current or reasonably expected future conditions.

A copy of the complete soil gas sampling and vapor intrusion evaluation report is included in **Appendix A**.

3. Semi-Annual Groundwater Monitoring

For the October 2018 groundwater monitoring event 18 of the existing site-wide wells were targeted for groundwater sample collection. The sampling methodology and results for the sampling event are presented in the following subsections.

3.1 October 2018 Semi-Annual Groundwater Monitoring Event

Groundwater samples were collected on October 12th, October 15th, and October 16th, 2018 from the groundwater wells located on the C&D property and surrounding properties (CD-01, DMW-2D, MW-1, MW-3, MW-5, MW-5D, MW-8 SBR, MW-10, MW-17, MW-20, MW-21 DBR, MW-28 DBR, MW-29 SBR, MW-30 SBR, MW-36 SBR, MW-37 SBR, MW-38 SBR, and OBS-8). The groundwater monitoring well locations are depicted on **Figure 2**. The collected groundwater samples from the wells were analyzed for VOCs using United States Environmental Protection Agency (USEPA) Method 8260B and/or lead using USEPA Method 6020A. Two duplicate samples were collected for quality assurance and quality control (QA/QC). One matrix spike/matrix spike duplicate was also collected for QA/QC purposes. A trip blank was provided by the laboratory.

3.1.1 Groundwater Gauging and Sampling Protocol

Monitoring wells were gauged and sampled in general accordance with the USEPA Region 4 Field Branches Quality System and Technical Procedures. Each monitoring well was opened and the groundwater and atmospheric pressure were allowed to equilibrate. Groundwater level measurements were recorded using an electronic water level indicator. Groundwater levels were recorded to the nearest 0.01 foot as measured from the water table to the well's top of casing (TOC). The depth to water was subtracted from the known TOC elevation (feet mean sea level) to calculate the groundwater elevation at each well location for potentiometric purposes. Consistent with the previous groundwater sampling events, monitoring well CD-02 has not been located due to offsite area renovations.

Groundwater samples were collected from monitoring wells CD-01, DMW-2D, MW-1, MW-3, MW-5, MW-5D, MW-8 SBR, MW-10, MW-17, MW-20, MW-21 DBR, MW-28 DBR, MW-29 SBR, MW-30 SBR, MW-36 SBR, MW-37 SBR, MW-38 SBR, and observation well OBS-8 using a peristaltic pump equipped with dedicated Teflon-line tubing. Each monitoring well was purged and sampled using the low flow/low purge method as outlined in Section 3.2.1 of the USEPA Region 4 Science and Ecosystem Support Division (SESD) Groundwater Sampling Operating Procedure dated April 26, 2017. For locations where the peristaltic pump was used for collection of groundwater samples for VOC analysis, a reverse-flow technique was used for sample collection. For well locations with slow recharge (i.e., three to five volume purge method and the low flow/low purge method cannot be completed), the well was purged dry and a groundwater sample was collected as soon as sufficient recharge water was present to collect a sample.

Water quality parameters including temperature, pH, conductivity, oxidation-reduction potential, dissolved oxygen (DO), and turbidity were recorded during groundwater purging activities. The water quality parameters were recorded in the field using a YSI Pro water quality meter equipped with a flow-through cell and recorded on the groundwater sampling logs at each monitoring well location. Water quality measurements were recorded in 5-minute intervals until the parameters stabilized. Samples were collected in accordance with USEPA SESD parameter stabilization criteria i.e., pH remained constant within 0.1 standard unit, specific conductance varied no more than 5 percent, DO was below 0.2 mg/L or 10 percent change in saturation, and turbidity stabilized or was 10 nephelometric turbidity units (NTUs) for three consecutive readings. Upon stabilization, groundwater samples were transferred to the appropriate

laboratory supplied sample containers. Refer to **Appendix B** for the groundwater sampling field logs.

3.1.2 Groundwater Sample Handling

Groundwater samples were collected in new, laboratory supplied pre-preserved 40-milliliter glass vials and/or 250-milliliter polyethylene containers. The sample containers for each monitoring well were handled using new, disposable nitrile gloves. Groundwater samples were labeled and placed on wet ice in general accordance with AECOM standard chain-of-custody protocol prior to being picked up by a Test America Laboratories (TA) courier. The TA courier subsequently packaged and shipped the groundwater samples to TA's Nashville, Tennessee, location for chemical analysis.

3.1.3 Ancillary Field Activities

Following sampling, purge water was contained in one steel 55-gallon drum. Sampling equipment including the electronic water level meters were decontaminated prior to initial use and after being used at each monitoring well with a Liquinox® and distilled water mixture and a distilled water rinse.

3.2 Groundwater Flow Direction

Depth to groundwater was measured during the October 2018 monitoring event as described in Section 3.1.1. The measurements were used to calculate the elevation of the water table at each monitoring well location. Depth to groundwater measurements and corresponding groundwater elevations recorded during the October 2018 groundwater sampling event, as well as previous events, are presented in **Table 2**. A groundwater potentiometric map using the October 2018 groundwater elevation data is presented on **Figure 3**. Consistent with previous groundwater sampling events, the apparent groundwater flow direction at the site is to the north-northeast.

3.3 Analytical Results

Current and historical analytical data are summarized in **Table 2**. For evaluation, the analytical data were compared with the Type 1/3 RRS screening levels. The complete TA laboratory report, along with the chain-of-custody documentation, is included in **Appendix C**. Analytical data were reviewed by an AECOM chemist for QA purposes. The data validation report is included as **Appendix D**.

Laboratory analytical results indicated TCE concentrations above the Georgia HSRA Type 1/3 RRS (5 ug/L) in the groundwater samples collected from monitoring wells DMW-2D, MW-1, MW-3, MW-5 and MW-5D, MW-8 SBR, MW-10, MW-21 DBR, MW-28 DBR, MW-29 SBR, MW-36 SBR, MW-37 SBR, MW-38 SBR, and OBS-8. PCE concentrations exceeded the Type 1/3 RRS (5 ug/L) in monitoring well MW-29 SBR. Cis-DCE concentrations exceeded the Type 1/3 RRS (70 ug/L) in monitoring well OBS-8 SBR. Lead concentrations exceeded the Type 1/3 RRS (0.015 mg/L) in monitoring wells CD-01, MW-5D, and MW-20 (see **Figures 4** and **5**).

The highest concentrations of TCE were detected at monitoring wells MW-5, MW-5D, MW-8 SBR, and OBS-8. TCE concentrations decrease in all directions away from the source area wells (MW-5 and MW-5D). Refer to **Figure 4** for a TCE concentration isopleth map. Refer to **Figure 5** for a lead concentration isopleth map. **Figure 7** and **Figure 8** present a cross-section view of the concentrations detected along with the water levels within the bedrock and overburdened wells at the site.

4. Summary and Future Groundwater Monitoring

The C&D Rockdale Industrial Boulevard facility was accepted into the Georgia VRP in December 2015. Six semiannual groundwater sampling events have been completed at the facility since entering the VRP. Semiannual groundwater sampling events were completed in February/March 2016, September 2016, March 2017, September 2017, March 2018, and October 2018. The groundwater sampling activities to date indicate the following:

- TCE concentrations above the Type 1/3 RRS (5 ug/L) were detected in 11 monitoring wells (MW-1, MW-3, MW-5, MW-5D, MW-8 SBR, MW-24 SBR, MW-29 SBR, MW-36 SBR, MW-37 SBR, MW-38 SBR and OBS-8).
- PCE concentrations slightly above the Type 1/3 RRS (5 ug/L) have been detected in one of the wells sampled (MW-29 SBR).
- Cis-DCE concentrations slightly above the Type 1/3 RRS (70 ug/L) was detected in observation well OBS-8.
- Lead concentrations exceeding the Type 1/3 RRS (0.015 mg/L) have been detected in four of the wells sampled (CD-01, MW-5D, MW-19 and MW-20).
- TCE and PCE concentrations have remained consistent with historical concentrations in the source area (MW-5 and MW-5D) and in downgradient monitoring wells on the Latex property and were non-detect on the downgradient Pitman Construction property (MW-16 and MW-27 SBR) since previous sampling events.
- The concentrations in groundwater have been delineated and the concentration isopleth boundary is unchanged from the previous sampling events.

Analytical data indicates the previously delineated plume remains consistent with previous interpretations and the TCE and PCE groundwater concentrations decrease significantly as groundwater flows to the north away from the source area, as indicated by the TCE concentration isopleths shown on **Figure 4**.

In October 2018, AECOM collected ten soil gas samples at the Site (C&D property) to further evaluate the potential for vapor intrusion should the site be developed in the future. Ten temporary soil gas probes were installed, several beneath an existing concrete slab, and others in outdoor areas identified within the confines of the groundwater plume. The maximum detected VOC concentrations were nearly all within soil gas sample SV3 (Table 1). Therefore, sample SV3 concentrations were used as conservative input assumptions for further evaluation of potential vapor intrusion exposures. Results indicate a cumulative risk of 2x10-6 and a hazard index of 0.3. In accordance with Georgia Rule 391-3-19-.07 [Effective 9/25/2018] Risk Reduction Standards, health-based criteria are derived on an excess lifetime cancer risk of 1x10-5 and a hazard quotient of 1.0 for non-carcinogens. Cumulative risks and hazards associated with potential vapor intrusion at location SV3, the most conservative location selected for evaluating potential exposures, are below the criteria set forth in Rule 391-3-19-.07.

Currently there are no buildings on the C&D site and the vapor intrusion pathway is incomplete. Considering potential building construction in the future near the subsurface source of volatile chemicals, and based on current soil gas measurements, potential vapor concentrations would not pose an unacceptable human health risk to a commercial worker via the vapor intrusion pathway. Therefore, indoor air concentrations attributable to vapor intrusion are unlikely to pose an unacceptable human health risk under current or reasonably expected future conditions.

As stated in the VRP schedule, the final semiannual groundwater monitoring event would be performed in October 2018. The semiannual sampling events have been completed with the issuance of this report. A draft Uniform Environmental Covenant (UEC) for the properties will be presented in the VRP CSR based on the data and information collected to date.

5. References

AECOM, 2018 Volunteer Remediation Program Semi-Annual Groundwater Monitoring Progress Report 4, C&D Technologies, Inc. 1835 Rockdale Industrial Boulevard, Conyers, Rockdale County, Georgia. April 2018.

AECOM, 2018 Volunteer Remediation Program Semi-Annual Groundwater Monitoring Progress Report 5, C&D Technologies, Inc. 1835 Rockdale Industrial Boulevard, Conyers, Rockdale County, Georgia. October 2018.

RMT, Inc. 2006. Impacted Groundwater Remedy Design, C&D Technologies, Inc. Conyers, Georgia. September 2006.

S&ME. 2008. Soil Remediation Update, C&D Technologies, 1835 Rockdale Industrial Blvd., Conyers, Rockdale County, Georgia, GA EPD HSI No. 108334. June 2008.

USEPA. 2017. USEPA Region 4 Science and Ecosystem Support Division (SESD) Groundwater Sampling Operating Procedure. SESDPROC-301-R4. April 26, 2017.

Tables

Table 1
Groundwater Elevation Data

C&D Technologies
1835 Rockdale Industrial Boulevard
Conyers, Rockdale County, Georgia
HSI No. 10734

Monitor Well ID	TOC Elevation (ft msl)	October 13 & 14, 2008		February 23, 2009		6/16/2009		10/18/2010		1/19/2012		2/29/2016 & 3/1/2016		9/19/2016 & 9/20/2016		3/28/2017 and 3/29/2017		9/26/2017		3/6/2018	
		Depth to Water (ft btoc)	Groundwater Elevation (ft msl)	Depth to Water (ft btoc)	Groundwater Elevation (ft msl)	Depth to Water (ft btoc)	Groundwater Elevation (ft msl)	Depth to Water (ft btoc)	Groundwater Elevation (ft msl)	Depth to Water (ft btoc)	Groundwater Elevation (ft msl)	Depth to Water (ft btoc)	Groundwater Elevation (ft msl)	Depth to Water (ft btoc)	Groundwater Elevation (ft msl)	Depth to Water (ft btoc)	Groundwater Elevation (ft msl)	Depth to Water (ft btoc)	Groundwater Elevation (ft msl)	Depth to Water (ft btoc)	Groundwater Elevation (ft msl)
MW-38 SBR	923.207	NM	NM	NM	NM	NM	NM	14.36	908.85	16.72	906.49	6.01	917.20	14.13	909.08	13.00	910.21	12.44	910.77	11.25	911.96
MW-37 SBR	927.71	NM	NM	NM	NM	NM	NM	16.18	911.53	18.71	909	6.66	921.05	15.55	912.16	14.65	913.06	13.28	914.43	11.28	916.43
MW-36 SBR	922.89	NM	NM	NM	NM	NM	NM	18.25	904.64	11.40	911.49	5.85	917.04	18.74	904.15	16.91	905.98	16.19	906.70	12.75	910.14
MW-35 SBR	905.61	NM	NM	NM	NM	8.63	896.98	15.30	890.31	15.52	890.09	8.79	896.82	15.35	890.26	13.55	892.06	13.97	891.64	13.80	891.81
MW-34 SBR	904.56	NM	NM	NM	NM	25.62	878.94	29.05	875.51	NM	NM	25.07	879.49	29.12	875.44	27.95	876.61	28.61	875.95	27.57	876.99
MW-33 SBR	926.88	NM	NM	NM	NM	21.28	905.60	12.11	914.77	NM	NM	9.93	916.95	17.07	909.81	16.91	909.97	15.72	911.16	15.15	911.73
MW-32 SBR	931.63	NM	NM	NM	NM	10.88	920.75	14.79	916.84	NM	NM	7.89	923.74	11.90	919.73	10.36	921.27	11.82	919.81	9.22	922.41
MW-30 SBR	926.99	NM	NM	NM	NM	5.14	921.85	6.41	920.58	NM	NM	3.77	923.22	6.10	920.89	5.40	921.59	5.14	921.85	4.29	922.70
MW-29 SBR	928.49	NM	NM	NM	NM	6.05	922.44	7.31	921.18	6.89	921.6	5.15	923.34	7.31	921.18	6.59	921.90	5.90	922.59	5.71	922.78
MW-28 DBR	884.8	NM	NM	NM	NM	4.18	880.62	5.95	878.85	8.67	876.13	5.92	878.88	8.44	876.36	7.98	876.82	10.28	874.52	7.43	877.37
MW-28 SBR	887.52	NM	NM	NM	NM	6.57	880.95	7.75	879.77	11.45	876.07	6.67	880.85	10.63	876.89	10.85	876.67	13.24	874.28	10.31	877.21
MW-27 SBR	NM	NM	NM	NM	NM	NM	NM	NM	NM	NM	NM	NM	NM	NM	NM	7.89	NM	8.62	NM	6.56	NM
MW-26 SBR	913.8	NM	NM	NM	NM	13.11	900.69	17.15	896.65	17.34	896.46	8.62	905.18	17.30	896.50	15.86	897.94	15.61	898.19	13.53	900.27
MW-25 SBR	924.88	NM	NM	NM	NM	18.17	906.71	23.68	901.20	24.38	900.5	13.46	911.42	23.74	901.14	22.04	902.84	21.97	902.91	19.44	905.44
MW-24 SBR	929.32	NM	NM	6.33	922.99	4.85	924.47	6.62	922.70	6.48	922.84	3.17	926.15	5.70	923.62	4.79	924.53	4.32	925.00	3.60	925.72
MW-11 SBR	927.74	NM	NM	16.35	911.39	13.90	913.84	18.55	909.19	20.38	907.36	8.68	919.06	18.54	909.20	16.35	911.39	16.67	911.07	13.65	914.09
MW-23 SBR	927	NM	NM	23.60	903.40	17.47	909.53	26.76	900.24	25.12	901.88	11.98	915.02	23.75	903.25	22.26	904.74	21.41	905.59	19.05	907.95
MW-22 SBR	910.14	NM	NM	17.61	892.53	9.97	900.17	17.32	892.82	19.85	890.29	6.40	903.74	17.75	892.39	15.49	894.65	14.65	895.49	11.71	898.43
MW-21 DBR	908.8	NM	NM	19.56	889.24	13.16	895.64	19.51	889.29	22.33	886.47	9.33	899.47	NM	NM	17.82	890.98	17.17	891.63	13.98	894.82
MW-7 SBR	915.14	NM	NM	25.02	890.12	17.51	897.63	24.51	890.63	28.10	887.04	13.50	901.64	25.05	890.09	23.65	891.49	22.56	892.58	19.23	895.91
MW-8 SBR	913.58	NM	NM	14.21	899.37	11.48	902.10	14.43	899.15	14.98	898.6	9.30	904.28	15.95	897.63	13.91	899.67	14.26	899.32	12.47	901.11
MW-9 SBR	921.5	NM	NM	10.15	911.35	11.61	909.89	13.69	907.81	13.83	907.67	10.07	911.43	14.06	907.44	13.97	907.53	13.36	908.14	12.52	908.98
C&D-01	933.27	Dry	Dry	7.91	925.36	6.31	926.96	9.15	924.12	6.44	926.83	2.26	931.01	7.90	925.37	4.81	928.46	5.48	927.79	2.26	931.01
C&D-02	931.17	NM	NM	NM	NM	NM	NM	6.05	925.12	3.72	927.45	NM	NM	NM	NM	NM	NM	NM	NM	NM	NM
C&D-03	933.39	10.81	922.58	8.72	924.67	6.83	926.56	10.12	923.27	8.43	924.96	2.52	930.87	8.04	925.35	5.54	927.85	4.92	928.47	4.25	929.14
MW-01	916.4	NM	NM	13.74	902.66	8.94	907.46	14.12	902.28	14.90	901.5	6.10	910.30	NM	NM	NM	NM	12.96	903.44	11.41	904.99
MW-02	932.15	16.00	916.15	13.72	918.43	10.50	921.65	15.73	916.42	14.00	918.15	6.49	925.66	14.55	917.60	10.70	921.45	11.26	920.89	8.46	923.69
MW-03	927.73	NM	NM	15.24	912.49	9.45	918.28	16.61	911.12	18.98	908.75	5.13	922.60	15.45	912.28	11.12	916.61	11.57	916.16	7.61	920.12
MW-04	932.08	10.75	921.33	9.11	922.97	NM	NM	9.78	922.30	9.10	922.98	5.14	926.94	8.77	923.31	7.68	924.40	7.20	924.88	6.35	925.73
MW-05	931.73	11.74	919.99	9.19	922.54	6.80	924.93	10.97	920.76	9.15	922.58	2.53	929.20	9.40	922.33	5.75	925.98	6.45	925.28	4.76	926.97
MW-5D	932.04	13.08	918.96	10.10	921.94	7.76	924.28	12.06	919.98	9.96	922.08	3.38	928.66	10.44	921.60	6.87	925.17	7.58	924.46	7.10	924.94
MW-06	931.5	15.08	916.42	Abandoned	Abandoned	Abandoned	Abandoned	Abandoned	Abandoned	Abandoned	Abandoned	Abandoned	Abandoned	Abandoned	Abandoned	Abandoned	Abandoned	Abandoned	Abandoned	Abandoned	Abandoned
MW-07	914.91	Dry	Dry	Dry	Dry	17.41	897.50	19.86	895.05	19.85	895.06	13.21	901.70	19.84	895.07	28.10	886.81	19.92	894.99	18.91	896.00
MW-08	913.66	16.19	897.47	13.37	900.29	10.41	903.25	14.50	899.16	14.10	899.56	8.31	905.35	14.73	898.93	11.15	902.51	NM	NM	NM	NM
MW-09	920.94	NM	NM	13.35	907.59	11.21	909.73	13.25	907.69	13.38	907.56	9.70	911.24	13.62	907.32	13.02	907.92	12.92	908.02	12.12	908.82
MW-10	922.96	21.42	901.54	20.15	902.81	13.47	909.49	20.58	902.38	22.78	900.18	8.77	914.19	21.25	901.71	19.35	903.61	18.57	904.39	15.59	907.37
MW-11	927.54	NM	NM	19.23	908.31	13.80	913.74	18.66	908.88	20.64	906.9	8.19	919.35	NM	NM	16.61	910.93	16.41	911.13	14.01	913.53
MW-12	934.1	13.55	920.55	11.66	922.44	8.82	925.28	11.86	922.24	12.47	921.63	6.61	927.49	11.19	922.91	9.44	924.66	8.61	925.49	7.51	926.59
MW-13	884.74	NM	NM	9.81	874.93	NM	NM	11.47	873.27	NM	NM	NM	NM	NM	NM	NM	NM	10.30	874.44	8.80	875.94
MW-14	930.6	65.97	864.63	82.14	848.46	71.18	859.42	40.95	889.65	39.42	891.18	19.61	910.99	30.13	900.47	27.27	903.33	28.12	902.48	23.67	906.93
MW-15	914.37	18.82	895.55	15.14	899.23	11.92	902.45	16.49	897.88	16.05	898.32	8.86	905.51	17.13	897.24	14.40	899.97	15.25	899.12	18.40	895.97
MW-16	887.32	NM	NM	8.10	879.22	NM	NM	NM	NM	NM	NM	NM	NM	NM	NM	7.85	879.47	8.62	878.70	6.60	880.72
MW-17	932.71	7.72	924.99	27.56	905.15	22.35	910.36	4.28	928.43	6.13	926.58	3.82	928.89	4.06	928.65	5.14	927.57	4.29	928.42	3.85	928.86
MW-18	932.43	10.19	922.24	8.41	924.02	6.48	925.95	9.61	922.82	8.07	924.36	2.33	930.10	6.99	925.44	4.57	927.86	4.82	927.61	2.58	929.85
MW-19	934.2	Dry	NM	Dry	Dry	8.66	925.54	8.75	925.45	7.80	926.4	4.25	929.95	9.66	924.54	6.90	927.30	7.22	926.98	5.38	928.82
MW-20	934.52	9.92	924.60	8.73	925.79	7.10	927.42	9.94	924.58	8.28	926.24	3.70	930.82	8.05	926.47	5.95	928.57	6.04	928.48	4.27	930.25
DMW-1D	922.66	21.07	901.59	19.93	902.73	12.74	909.92	20.14	902.52	22.49	900.17	8.93	913.73	20.83	901.83	18.91	903.75	18.12	904.54	15.10	907.56
DMW-2D	921.71	16.48	905.23	16.50	905.21	10.71	911.00	16.60	905.11	18.95	902.76	5.73	915.98	17.26	904.45	15.95	905.76	15.11	906.60	12.30	909.41
DMW-2S	921.73	16.17	905.56	16.36	905.37	10.43	911.30	16.76	904.97	19.09	902.64	5.25	916.48	17.33	904.40	15.79	905.94	14.97	906.76	12.00	909.73
DMW-3D	923.39	19.47	903.92	18.21	905.18	12.01	911.38	18.92	904.47	21.15	902.24	6.40	916.99	19.41	903.98	17.48	905.91	16.79	906.60	13.35	910.04
DMW-3S	923.3	19.34	903.96	18.09	905.21	11.89	911.41	18.79	904.51	21.06	902.24	6.25	917.05	19.31	903.99	17.35	905.95	16.69	906.61	13.21	910.09
DMW-4D	923.3	26.41	896.89	24.70	898.60	17.10	906.20	24.34	898.96	26.98	896.32	13.19	910.11	24.90	898.40	23.60	899.70	22.41	900.89	19.75	903.55
DMW-5D	915.25	18.86	896.39	34.80	880.45	24.67	890.58	12.40	902.85	16.40	898.85	11.48	903.77	16.30	898.95	16.48	898.77	14.12	901.13	14.21	901.04
INJ-01	932.9	10.86	922.04	8.89	924.01	NM	NM	10.11	922.79	NM	NM	2.50	930.40	8.28	924.62	5.18	927.72	5.29	927.61	3.26	929.64
INJ-02	913.7	16.08	897.62	13.21	900.49	NM	NM	14.33	899.37	NM	NM	9.22	904.48	NM	NM	11.76	901.94	13.11	900.59	10.53	903.17
OBS-1	932.9	10.95	921.95	9.01	923.89	NM	NM	10.33	922.57	8.93	923.97	2.70	930.20	8.74	924.16	5.47	927.43	5.68	927.22	3.57	929.33
OBS-2	932.9	10.72	922.18	8.78	924.12	NM	NM	10.18	922.72	8.79	924.11	2.54	930.36	8.63	924.27	5.31	927.59	5.49	927.41	3.30	929.60
OBS-3	913.7	16.65	897.05	13.35	900.35	NM	NM	NM	NM	14.55	899.15	NM	NM	NM	NM	12.58	901.12	13.30	900.40	11.37	902.33
OBS-4	932.82	-	-	-	-	-	-	-	-	11.21	921.61	5.03	927.79	11.61	921.21	8.17	924.65	9.16	923.66	6.10	926.72
OBS-5	932.38	-	-	-	-	-	-	-	-	11.40	920.98	5.23	927.15	12.12	920.26	8.56	923.82	9.46	922.92	6.56	925.82
OBS-6	933.40	-	-	-	-	-	-	-	-	15.11	918.29	7.34	926.06	14.48	918.92	11.24	922.16	11.95	921.45	7.40	926.00
OBS-7	932.12	-	-	-	-	-	-	-	-	11.00	921.12	5.10	927.02	12.20	919.92	8.43	923.69	9.28	922.84	6.48	925.64
OBS-8	932.39	-	-	-	-	-	-	-	-	11.29	921.10	5.54	926.85	12.50	919.89	8.85	923.54	9.72	922.67	6.94	925.45

Elevation survey has not been completed.
NM - Not Measured
ft msl - Feet Above Mean Sea Level
ft btoc - Feet Below Top of Casing

Table 2
Summary of Groundwater Analytical Results
C D Technologies
1835 Rockdale Industrial Boulevard
Conyers, Rockdale County, Georgia
HSI No. 10734

Chemical Constituent	Type 1/3 RRS	CD-01										CD-03										MW-1									
		Oct-08	Feb-09	Jun-09	Oct-10	Mar-16	Sep-16	Mar-17	Sep-17	Mar-18	Oct-18	Oct-08	Feb-09	Jun-09	Oct-10	Feb-16	Sep-16	Mar-17	Sep-17	Mar-18	Oct-18	Oct-08	Feb-09	Jun-09	Oct-10	Mar-16	Sep-16	Mar-17	Sep-17	Mar-18	Oct-18
Arsenic	0.01	NS	0.01U	NS	NS	NA	NA	NA	NA	NA	NA	1U	0.01U	NS	NA	NA	NS	NS	NS	NS	NS	NS	0.01U	NS	NS	NA	NS	NS	NA	NA	NA
Barium	2	NS	**0.0917**	NS	NS	NA	NA	NA	NA	NA	NA	1U	1U	NS	NA	NA	NS	NS	NS	NS	NS	NS	**0.0279**	NS	NS	NA	NS	NS	NA	NA	NA
Cadmium	0.005	NS	**0.0012**	NS	NS	NA	NA	NA	NA	NA	NA	0.1U	0.01U	NS	NA	NA	NS	NS	NS	NS	NS	NS	**0.0022**	NS	NS	NA	NS	NS	NA	NA	NA
Chromium	0.1	NS	**0.018**	NS	NS	NA	NA	NA	NA	NA	NA	0.5U	0.05U	NS	NA	NA	NS	NS	NS	NS	NS	NS	0.005U	NS	NS	NA	NS	NS	NA	NA	NA
Lead	0.015	NS	**1.2**	NS	NS	**0.161**	**0.0659**	**0.151**	**0.118**	**0.117B**	**1.49**	0.5U	0.05U	NS	NA	0.00183J	NS	NS	NS	NS	NS	NS	0.005U	NS	NS	NA	NS	NS	NA	NA	NA
Mercury	0.002	NS	0.0002U	NS	NS	NA	NA	NA	NA	NA	NA	0.0002U	0.0002U	NS	NA	NA	NS	NS	NS	NS	NS	NS	**0.000339**	NS	NS	NA	NS	NS	NA	NA	NA
1,1-Dichloroethene	7	NS	NA	NS	NS	NA	NA	NA	NA	NA	1U	NA	NA	NS	NA	NA	NS	NS	NS	NS	NS	NS	NA	NS	NS	NA	NS	NS	NA	NA	1U
1,2,4-Trimethylbenzene		NS	NA	NS	NS	NA	NA	NA	NA	NA	1U	NA	NA	NS	NA	NA	NS	NS	NS	NS	NS	NS	NA	NS	NS	NA	NS	NS	NA	NA	**0.467JB**
1,3,5-Trimethylbenzene		NS	NA	NS	NS	NA	NA	NA	NA	NA	1U	NA	NA	NS	NA	NA	NS	NS	NS	NS	NS	NS	NA	NS	NS	NA	NS	NS	NA	NA	**0.172J**
1,4-Dichlorobenzene	75	NS	1U	NS	NS	1U	1U	1U	1U	1U	1U	NA	1U	NS	1U	1U	NS	NS	NS	NS	NS	NS	1U	NS	NS	1U	NS	NS	1U	1U	1U
2-Butanone	*26900	NS	50U	NS	NS	50U	50U	50U	50U	50U	50U	50U	50U	NS	50U	50U	NS	NS	NS	NS	NS	NS	50U	NS	NS	50U	NS	NS	50U	50U	50U
Acetone	*75600	NS	50U	NS	NS	25U	25U	25U	25U	25U	25U	50U	50U	NS	50U	25U	NS	NS	NS	NS	NS	NS	50U	NS	NS	25U	NS	NS	**4.30 J**	25U	25U
Carbon disulfide	*3960	NS	1U	NS	NS	1U	1U	1U	1U	1U	1U	1U	1U	NS	1U	1U	NS	NS	NS	NS	NS	NS	1U	NS	NS	1U	NS	NS	1U	1U	1U
Chloroform	*80	NS	1U	NS	NS	1U	1U	1U	1U	1U	1U	1U	1U	NS	1U	1U	NS	NS	NS	NS	NS	NS	1U	NS	NS	1U	NS	NS	1U	1U	1U
cis-DCE	*70	NS	1U	NS	NS	1U	1U	1U	1U	1U	1U	1U	1U	NS	1U	1U	NS	NS	NS	NS	NS	NS	1U	NS	NS	1U	NS	NS	**1.03**	**1.51**	**1.88**
Ethylbenzene	700	NS	NA	NS	NS	NA	NA	NA	NA	NA	1U	NA	NA	NS	NA	NA	NS	NS	NS	NS	NS	NS	NA	NS	NS	NA	NS	NS	NA	NA	**0.236J**
Methyl tert-butyl ether		NS	NA	NS	NS	NA	NA	NA	NA	NA	1U	NA	NA	NS	NA	NA	NS	NS	NS	NS	NS	NS	NA	NS	NS	NA	NS	NS	NA	NA	**0.204J**
p-Isopropyltoluene	1	NS	1U	NS	NS	1U	1U	1U	1U	1U	1U	1U	1U	NS	1U	NS	NS	NS	NS	NS	NS	NS	1U	NS	NS	1U	NS	NS	1U	1U	1U
PCE	5	NS	1U	NS	NS	1U	1U	1U	1U	1U	1U	1U	1U	NS	1U	1U	NS	NS	NS	NS	NS	NS	1U	NS	NS	1U	NS	NS	1U	1U	**0.256J**
Toluene	1000	NS	NA	NS	NS	NA	NA	NA	NA	NA	1U	NA	NA	NS	NA	NA	NS	NS	NS	NS	NS	NS	NA	NS	NS	NA	NS	NS	NA	NA	**0.558J**
trans-DCE	100	NS	1U	NS	NS	1U	1U	1U	1U	1U	1U	1U	1U	NS	1U	1U	NS	NS	NS	NS	NS	NS	1U	NS	NS	1U	NS	NS	1U	1U	1U
TCE	5	NS	1U	NS	NS	1U	1U	1U	1U	1U	1U	**3.27**	1U	NS	1U	1U	NS	NS	NS	NS	NS	NS	**28.9**	NS	NS	**4.02**	NS	NS	**35.3**	**37.0**	**35.6**
Vinyl chloride	2	NS	NA	NS	NS	NA	NA	NA	NA	NA	1U	NA	NA	NS	NA	NA	NS	NS	NS	NS	NS	NS	NA	NS	NS	NA	NS	NS	NA	NA	1U
Xylenes, Total	10000	NS	NA	NS	NS	NA	NA	NA	NA	NA	3U	NA	NA	NS	NA	NA	NS	NS	NS	NS	NS	NS	NA	NS	NS	NA	NS	NS	NA	NA	**1.02J**

Chemical Constituent	Type 1/3 RRS	MW-4										MW-5										MW-5D									
		Oct-08	Feb-09	Jun-09	Oct-10	Feb-16	Sep-16	Mar-17	Sep-17	Mar-18	Oct-18	Oct-08	Feb-09	Jun-09	Oct-10	Feb-16	Sep-16	Mar-17	Sep-17	Mar-18	Oct-18	Oct-08	Feb-09	Jun-09	Oct-10	Feb-16	Sep-16	Mar-17	Sep-17	Mar-18	Oct-18
Arsenic	0.01	0.01U	0.01U	NS	NS	NA	NS	NS	NS	NS	NS	NA	NA	NS	NA	NA	NA	NA	NA	NA	NA	1U	NA	NS	NA	NA	NA	NA	NA	NA	NA
Barium	2	**0.0218**	**0.0293**	NS	NS	NA	NS	NS	NS	NS	NS	1U	NA	NS	NA	NA	NA	NA	NA	NA	NA	1U	NA	NS	NA	NA	NA	NA	NA	NA	NA
Cadmium	0.005	0.001U	0.001U	NS	NS	NA	NS	NS	NS	NS	NS	0.1U	NA	NS	NA	NA	NA	NA	NA	NA	NA	0.1U	NA	NS	NA	NA	NA	NA	NA	NA	NA
Chromium	0.1	0.005U	0.005U	NS	NS	NA	NS	NS	NS	NS	NS	0.5U	NA	NS	NA	NA	NA	NA	NA	NA	NA	0.5U	NA	NS	NA	NA	NA	NA	NA	NA	NA
Lead	0.015	**0.02**	0.005U	NS	NS	NA	NS	NS	NS	NS	NS	0.5U	NA	NS	NA	**0.0176**	**0.0178J**	**0.00279**	**0.0281**	**0.0052**	**0.00462**	0.5U	NA	NS	NA	**0.314**	**0.302**	**0.264**	**0.262**	**0.216**	**0.201**
Mercury	0.002	0.0002U	0.0002U	NS	NS	NA	NS	NS	NS	NS	NS	**0.000511**	NA	NS	NA	NA	NA	NA	NA	NA	NA	**0.000249**	NA	NS	NA	NA	NA	NA	NA	NA	NA
1,1-Dichloroethene	7	NA	NA	NS	NS	NA	NS	NS	NS	NS	NS	NA	NA	NS	NA	NA	NA	NA	NA	NA	10U	NA	NA	NS	NA	NA	NA	NA	NA	NA	**1.30J**
1,2,4-Trimethylbenzene		NA	NA	NS	NS	NA	NS	NS	NS	NS	NS	NA	NA	NS	NA	NA	NA	NA	NA	NA	10U	NA	NA	NS	NA	NA	NA	NA	NA	NA	**0.950JB**
1,3,5-Trimethylbenzene		NA	NA	NS	NS	NA	NS	NS	NS	NS	NS	NA	NA	NS	NA	NA	NA	NA	NA	NA	10U	NA	NA	NS	NA	NA	NA	NA	NA	NA	5U
1,4-Dichlorobenzene	75	NA	NA	NS	NS	1U	NS	NS	NS	NS	NS	NA	1U	NS	1U	1U	1U	10J	50U	20U	10U	1U	1U	NS	1U	1U	1U	5U	5U	5U	5U
2-Butanone	*26900	50U	NA	NS	NS	50U	NS	NS	NS	NS	NS	50U	50U	NS	50U	50U	50U	500U	2500U	1000U	500U	50U	50U	NS	50U	50U	50U	250U	250U	250U	250U
Acetone	*75600	50U	NA	NS	NS	25U	NS	NS	NS	NS	NS	**7140**	**3530**	NS	**954**	25U	25U	250U	1250U	500U	250U	**10900**	**10800**	NS	**5010**	**341**	**446**	**94.3J**	**189**	**41.7J**	**46.6J**
Carbon disulfide	*3960	1U	NA	NS	NS	1U	NS	NS	NS	NS	NS	**7.48**	**5.51**	NS	**24.8**	1U	1U	10U	50U	20U	10U	**2.35**	**4.52**	NS	**5.18**	**6.92**	**3.07J**	**1.87J**	**4.50 J**	5U	**2.95J**
Chloroform	*80	1U	NA	NS	NS	1U	NS	NS	NS	NS	NS	**1.32**	1U	NS	1U	1U	1U	10U	50U	20U	10U	**2.89**	**3.44**	NS	1U	**2.83**	1U	5U	**2.04 J**	**2.02J**	**2.83J**
cis-DCE	*70	1U	NA	NS	NS	1U	NS	NS	NS	NS	NS	1U	1U	NS	1U	1U	**1.19J**	10U	50U	20U	10U	**1.01**	**1.33**	NS	1U	**2.44**	**2.24J**	5U	**1.89 J**	**2.94J**	**2.75J**
Ethylbenzene	700	NA	NA	NS	NS	NA	NS	NS	NS	NS	NS	NA	NA	NS	NA	NA	NA	NA	NA	NA	10U	NA	NA	NS	NA	NA	NA	NA	NA	NA	5U
Methyl tert-butyl ether		NA	NA	NS	NS	NA	NS	NS	NS	NS	NS	NA	NA	NS	NA	NA	NA	NA	NA	NA	10U	NA	NA	NS	NA	NA	NA	NA	NA	NA	5U
p-Isopropyltoluene	1	1U	NA	NS	NS	1U	NS	NS	NS	NS	NS	1U	1U	NS	1U	1U	1U	10U	50U	20U	10U	1U	1U	NS	1U	**0.781J**	1U	5U	5U	**1.11J**
PCE	5	1U	NA	NS	NS	1U	NS	NS	NS	NS	NS	**2.32**	**2.43**	NS	1U	1U	**1.59J**	10U	50U	20U	**2.31J**	1U	**1.08**	NS	1U	**1.55**	1U	5U	**0.739 J**	**0.847J**	**1.59J**
Toluene	1000	NA	NA	NS	NS	NA	NS	NS	NS	NS	NS	NA	NA	NS	NA	NA	NA	NA	NA	NA	10U	NA	NA	NS	NA	NA	NA	NA	NA	NA	5U
trans-DCE	100	1U	NA	NS	NS	1U	NS	NS	NS	NS	NS	1U	1U	NS	1U	1U	1U	10U	50U	20U	10U	1U	1U	NS	1U	1U	1U	5U	5U	5U	5U
TCE	5	1U	NA	NS	NS	1U	NS	NS	NS	NS	NS	**11700**	**8240**	NS	**15300**	**1940**	**8480**	**8330**	**12,000**	**2450 F2**	**14,000**	**1600**	**2100**	NS	**699**	**1760**	**1030**	**881**	**1130**	**900**	**734**
Vinyl chloride	2	NA	NA	NS	NS	NA	NS	NS	NS	NS	NS	NA	NA	NS	NA	NA	NA	NA	NA	NA	10U	NA	NA	NS	NA	NA	NA	NA	NA	NA	5U
Xylenes, Total	10000	NA	NA	NS	NS	NA	NS	NS	NS	NS	NS	NA	NA	NS	NA	NA	NA	NA	NA	NA	30U	NA	NA	NS	NA	NA	NA	NA	NA	NA	15U

Chemical Constituent	Type 1/3 RRS	MW-8										MW-8 SBR										MW-9									
		Oct-08	Feb-09	Jun-09	Oct-10	Mar-16	Sep-16	Mar-17	Sep-17	Mar-18	Oct-18	Oct-08	Feb-09	Jun-09	Oct-10	Mar-16	Sep-16	Mar-17	Sep-17	Mar-18	Oct-18	Oct-08	Feb-09	Jun-09	Oct-10	Mar-16	Sep-16	Mar-17	Sep-17	Mar-18	Oct-18
Arsenic	0.01	NA	0.01U	NS	NS	NA	NS	NS	NS	NS	NS	NS	0.01U	NA	NS	NA	NA	NA	NA	NA	NA	0.01U	0.01U	NS	NS	NA	NS	NS	NS	NS	NS
Barium	2	NA	**0.0603**	NS	NS	NA	NS	NS	NS	NS	NS	NS	**0.0475**	NA	NS	NA	NA	NA	NA	NA	NA	**0.132**	**0.132**	NS	NS	NA	NS	NS	NS	NS	NS
Cadmium	0.005	NA	0.001U	NS	NS	NA	NS	NS	NS	NS	NS	NS	**0.0014**	NA	NS	NA	NA	NA	NA	NA	NA	0.001U	0.001U	NS	NS	NA	NS	NS	NS	NS	NS
Chromium	0.1	NA	0.005U	NS	NS	NA	NS	NS	NS	NS	NS	NS	0.005U	NA	NS	NA	NA	NA	NA	NA	NA	0.005U	0.005U	NS	NS	NA	NS	NS	NS	NS	NS
Lead	0.015	NA	0.005U	NS	NS	NA	NS	NS	NS	NS	NS	NS	0.005U	NA	NS	NA	NA	NA	NA	NA	NA	**0.00782**	**0.00782**	NS	NS	NA	NS	NS	NS	NS	NS
Mercury	0.002	NA	0.0002U	NS	NS	NA	NS	NS	NS	NS	NS	NS	0.0002U	NA	NS	NA	NA	NA	NA	NA	NA	0.0002U	0.0002U	NS	NS	NA	NS	NS	NS	NS	NS
1,1-Dichloroethene	7	NA	NA	NS	NS	NA	NS	NS	NS	NS	NS	NS	NA	NA	NS	NA	NA	NA	NA	NA	1U	NA	NA	NS	NS	NA	NS	NS	NS	NS	NS
1,2,4-Trimethylbenzene		NA	NA	NS	NS	NA	NS	NS	NS	NS	NS	NS	NA	NA	NS	NA	NA	NA	NA	NA	1U	NA	NA	NS	NS	NA	NS	NS	NS	NS	NS
1,3,5-Trimethylbenzene		NA	NA	NS	NS	NA	NS	NS	NS	NS	NS	NS	NA	NA	NS	NA	NA	NA	NA	NA	1U	NA	NA	NS	NS	NA	NS	NS	NS	NS	NS
1,4-Dichlorobenzene	75	NA	NA	NS	NS	1U	NS	NS	NS	NS	NS	NS	1U	1U	NS	1U	1U	1U	1U	1U	1U	NA	1U	NS	NS	1U	NS	NS	NS	NS	NS
2-Butanone	*26900	50U	NA	NS	NS	50U	NS	NS	NS	NS	NS	NS	50U	50U	NS	50U	50U	50U	50U	50U	50U	50U	50U	NS	NS	50U	NS	NS	NS	NS	NS
Acetone	*75600	50U	NA	NS	NS	25U	NS	NS	NS	NS	NS	NS	50U	50U	NS	25U	25U	25U	25U	25U	25U	50U	50U	NS	NS	25U	NS	NS	NS	NS	NS
Carbon disulfide	*3960	1U	NA	NS	NS	1U	NS	NS	NS	NS	NS	NS	1U	1U	NS	1U	1U	1U	1U	1U	1U	1U	1U	NS	NS	1U	NS	NS	NS	NS	NS
Chloroform	*80	1U	NA	NS	NS	1U	NS	NS	NS	NS	NS	NS	1U	1U	NS	**0.450J**	**0.450J**	1U	**0.350 J**	**0.341J**	**0.518J**	1U	1U	NS	NS	1U	NS	NS	NS	NS	NS
cis-DCE	*70	**63.9**	NA	NS	NS	1U	NS	NS	NS	NS	NS	NS	**1**	1U	NS	**0.489J**	**1.44J**	**0.482J**	**0.675 J**	**0.441J**	**0.441J**	1U	1U	NS	NS	1U	NS	NS	NS	NS	NS
Ethylbenzene	700	NA	NA	NS	NS	NA	NS	NS	NS	NS	NS	NS	NA	NA	NS	NA	NA	NA	NA	NA	1U	NA	NA	NS	NS	NA	NS	NS	NS	NS	NS
Methyl tert-butyl ether		NA	NA	NS	NS	NA	NS	NS	NS	NS	NS	NS	NA	NA	NS	NA	NA	NA	NA	NA	1U	NA	NA	NS	NS	NA	NS	NS	NS	NS	NS
p-Isopropyltoluene	1	1U	NA	NS	NS	1U	NS	NS	NS	NS	NS	NS	1U	1U	NS	1U	1U	1U	1U	1U	1U	1U	1U	NS	NS	1U	NS	NS	NS	NS	NS
PCE	5	1U	NA	NS	NS	1U	NS	NS	NS	NS	NS	NS	**3.51**	**3.26**	NS	**1.57**	**1.26**	**0.734J**	**1.27**	**1.34**	**1.43**	1U	1U	NS	NS	1U	NS	NS	NS	NS	NS
Toluene	1000	NA	NA	NS	NS	NA	NS	NS	NS	NS	NS	NS	NA	NA	NS	NA	NA	NA	NA	NA	1U	NA	NA	NS	NS	NA	NS	NS	NS	NS	NS
trans-DCE	100	1U	NA	NS	NS	1U	NS	NS	NS	NS	NS	NS	1U	1U	NS	1U	1U	1U	1U	1U	1U	1U	1U	NS	NS	1U	NS	NS	NS	NS	NS
TCE	5	**10.1**	NA	NS	NS	1U	NS	NS	NS	NS	NS	NS	**292**	**311**	NS	**387**	**290**	**304**	**361**	**321**	**401**	1U	1U	NS	NS	1U	NS	NS	NS	NS	NS
Vinyl chloride	2	NA	NA	NS	NS	NA	NS	NS	NS	NS	NS	NS	NA	NA	NS	NA	NA	NA	NA	NA	1U	NA	NA	NS	NS	NA	NS	NS	NS	NS	NS
Xylenes, Total	10000	NA	NA	NS	NS	NA	NS	NS	NS	NS	NS	NS	NA	NA	NS	NA	NA	NA	NA	NA	3U	NA	NA	NS	NS	NA	NS	NS	NS	NS	NS

Abbreviations:

cis-DCE - cis-1,2-Dichloroethene

trans-DCE - trans-1,2-Dichloroethene
PCE - Tetrachloroethene
TCE - Trichloroethene
NA - Not Analyzed
NS - Not Sampled
Notes:
Type 1/3 RRS are in accordance with GA HSRA Criteria for Type 3 Standards (GA HSRA Rule 391-3-19-.07).
Bold indicates concentrations above detection limit.
Yellow shading indicates historical concentrations exceeding historical Type 3 RRSs
Orange shading indicates Oct-18 concentrations exceeding the current Type 3 RRSs
U indicates below detection limit
* Indicates the reporting limit has been changed since the previous sampling events.

Table 2
Summary of Groundwater Analytical Results
C D Technologies
1835 Rockdale Industrial Boulevard
Conyers, Rockdale County, Georgia
HSI No. 10734

Chemical Constituent	Type 1/3 RRS	MW-2										MW-3									
		Oct-08	Feb-09	Jun-09	Oct-10	Mar-16	Sep-16	Mar-17	Sep-17	Mar-18	Oct-18	Oct-08	Feb-09	Jun-09	Oct-10	Mar-16	Sep-16	Mar-17	Sep-17	Mar-18	Oct-18
Arsenic	0.01	**0.169**	**0.026**	NS	NA	NA	NA	NA	NA	NA	NS	NS	**0.0426**	NS	NA	NA	NA	NA	NA	NA	NA
Barium	2	**0.282**	**0.19**	NS	NA	NA	NA	NA	NA	NA	NS	NS	**0.0227**	NS	NA	NA	NA	NA	NA	NA	NA
Cadmium	0.005	**0.0208**	**0.0054**	NS	NA	NA	NA	NA	NA	NA	NS	NS	**0.0049**	NS	NA	NA	NA	NA	NA	NA	NA
Chromium	0.1	**0.0652**	0.005U	NS	NA	NA	NA	NA	NA	NA	NS	NS	0.005U	NS	NA	NA	NA	NA	NA	NA	NA
Lead	0.015	**0.264**	**0.0117**	NS	NA	**0.00244**	NA	NA	NA	NA	NS	NS	**0.0092**	NS	NA	0.00200U	NA	NA	NA	NA	NA
Mercury	0.002	**0.00481**	0.0002U	NS	NA	NA	NA	NA	NA	NA	NS	NS	0.0002U	NS	NA	NA	NA	NA	NA	NA	NA
1,1-Dichloroethene	7	NA	NA	NS	NA	NA	NA	NA	NA	NA	NS	NS	NA	NS	NA	NA	NA	NA	NA	NA	1U
1,2,4-Trimethylbenzene		NA	NA	NS	NA	NA	NA	NA	NA	NA	NS	NS	NA	NS	NA	NA	NA	NA	NA	NA	**0.216JB**
1,3,5-Trimethylbenzene		NA	NA	NS	NA	NA	NA	NA	NA	NA	NS	NS	NA	NS	NA	NA	NA	NA	NA	NA	1U
1,4-Dichlorobenzene	75	NA	1U	NS	1U	1U	1U	1U	1U	1U	NS	NS	1U	NS	1U	1U	1U	1U	1U	1U	1U
2-Butanone	*26900	50U	50U	NS	50U	50U	50U	50U	50U	50U	NS	NS	50U	NS	50U	50U	50U	50U	50U	50U	50U
Acetone	*75600	50U	50U	NS	**991**	25U	25U	**5.84 J**	25U	25U	NS	NS	50U	NS	50U	25U	25U	25U	25U	25U	25U
Carbon disulfide	*3960	1U	1U	NS	1U	1U	1U	1U	1U	1U	NS	NS	1U	NS	1U	1U	1U	1U	1U	1U	1U
Chloroform	*80	1U	1U	NS	1U	1U	1U	1U	1U	1U	NS	NS	1U	NS	1U	1U	**0.322**	1U	1U	1U	**0.543J**
cis-DCE	*70	1U	1U	NS	1U	1U	**3.57**	**0.300J**	**0.673 J**	1U	NS	NS	**7.15**	NS	**1.42**	1U	1U	1U	1U	1U	1U
Ethylbenzene	700	NA	NA	NS	NA	NA	NA	NA	NA	NA	NS	NS	NA	NS	NA	NA	NA	NA	NA	NA	1U
Methyl tert-butyl ether		NA	NA	NS	NA	NA	NA	NA	NA	NA	NS	NS	NA	NS	NA	NA	NA	NA	NA	NA	1U
p-Isopropyltoluene	1	1U	1U	NS	1U	1U	1U	1U		1U	NS	NS	1U	NS	1U	1U	1U	1U	1U	1U	1U
PCE	5	**2.58**	**1.67**	NS	1U	1U	1U	1U	**0.201 J**	1U	NS	NS	**34.4**	NS	**27.9**	**1.03**	**0.433**	**0.848J**	**0.412 J**	**0.488J**	**0.910J**
Toluene	1000	NA	NA	NS	NA	NA	NA	NA	NA	NA	NS	NS	NA	NS	NA	NA	NA	NA	NA	NA	**0.176J**
trans-DCE	100	1U	1U	NS	1U	1U	1U	1U		1U	NS	NS	1U	NS	1U	1U	1U	1U	1U	1U	1U
TCE	5	**2120**	**599**	NS	**1090**	**1.31**	**43.1**	**17.5**	**6.11**	1U	NS	NS	**45.1**	NS	**20.7**	**50.6**	**154**	**57.9**	**24.0**	**10.9**	**71.6**
Vinyl chloride	2	NA	NA	NS	NA	NA	NA	NA	NA	NA	NS	NS	NA	NS	NA	NA	NA	NA	NA	NA	1U
Xylenes, Total	10000	NA	NA	NS	NA	NA	NA	NA	NA	NA	NS	NS	NA	NS	NA	NA	NA	NA	NA	NA	3U

Chemical Constituent	Type 1/3 RRS	MW-11									
		Oct-08	Feb-09	Jun-09	Oct-10	Mar-16	Sep-16	Mar-17	Sep-17	Mar-18	Oct-18
Arsenic	0.01	NS	NA	NS	NS	NA	NS	NA	NS	NS	NS
Barium	2	NS	NA	NS	NS	NA	NS	NA	NS	NS	NS
Cadmium	0.005	NS	NA	NS	NS	NA	NS	NA	NS	NS	NS
Chromium	0.1	NS	NA	NS	NS	NA	NS	NA	NS	NS	NS
Lead	0.015	NS	NA	NS	NS	NA	NS	NA	NS	NS	NS
Mercury	0.002	NS	NA	NS	NS	NA	NS	NA	NS	NS	NS
1,1-Dichloroethene	7	NS	NA	NS	NS	NA	NS	NA	NS	NS	NS
1,2,4-Trimethylbenzene		NS	NA	NS	NS	NA	NS	NA	NS	NS	NS
1,3,5-Trimethylbenzene		NS	NA	NS	NS	NA	NS	NA	NS	NS	NS
1,4-Dichlorobenzene	75	NS	1U	NS	NS	1U	NS	1U	NS	NS	NS
2-Butanone	*26900	NS	50U	NS	NS	50U	NS	50U	NS	NS	NS
Acetone	*75600	NS	50U	NS	NS	25U	NS	25U	NS	NS	NS
Carbon disulfide	*3960	NS	1U	NS	NS	1U	NS	1U	NS	NS	NS
Chloroform	*80	NS	1U	NS	NS	1U	NS	1U	NS	NS	NS
cis-DCE	*70	NS	1U	NS	NS	1U	NS	1U	NS	NS	NS
Ethylbenzene	700	NS	NA	NS	NA	NA	NS	NA	NS	NS	NS
Methyl tert-butyl ether		NS	NA	NS	NA	NA	NS	NA	NS	NS	NS
p-Isopropyltoluene	1	NS	1U	NS	NS	1U	NS	1U	NS	NS	NS
PCE	5	NS	1U	NS	NS	1U	NS	1U	NS	NS	NS
Toluene	1000	NS	NA	NS	NA	NA	NS	NA	NS	NS	NS
trans-DCE	100	NS	1U	NS	NS	1U	NS	1U	NS	NS	NS
TCE	5	NS	1U	NS	NS	1U	NS	1U	NS	NS	NS
Vinyl chloride	2	NS	NA	NS	NS	NA	NS	NA	NS	NS	NS
Xylenes, Total	10000	NS	NA	NS	NS	NA	NS	NA	NS	NS	NS

Chemical Constituent	Type 1/3 RRS	MW-6									
		Oct-08	Feb-09	Jun-09	Oct-10	Mar-16	Sep-16	Mar-17	Sep-17	Mar-18	Oct-18
Arsenic	0.01	1U	NA	NS	NS	NS	NS	NS	NS	NS	NS
Barium	2	1U	NA	NS	NS	NS	NS	NS	NS	NS	NS
Cadmium	0.005	0.1U	NA	NS	NS	NS	NS	NS	NS	NS	NS
Chromium	0.1	0.5U	NA	NS	NS	NS	NS	NS	NS	NS	NS
Lead	0.015	0.5U	NA	NS	NS	NS	NS	NS	NS	NS	NS
Mercury	0.002	0.0002U	NA	NS	NS	NS	NS	NS	NS	NS	NS
1,1-Dichloroethene	7	NA	NA	NS	NS	NS	NS	NS	NS	NS	NS
1,2,4-Trimethylbenzene		NA	NA	NS	NS	NS	NS	NS	NS	NS	NS
1,3,5-Trimethylbenzene		NA	NA	NS	NS	NS	NS	NS	NS	NS	NS
1,4-Dichlorobenzene	75	NA	NA	NS	NS	NS	NS	NS	NS	NS	NS
2-Butanone	*26900	50U	NA	NS	NS	NS	NS	NS	NS	NS	NS
Acetone	*75600	50U	NA	NS	NS	NS	NS	NS	NS	NS	NS
Carbon disulfide	*3960	1U	NA	NS	NS	NS	NS	NS	NS	NS	NS
Chloroform	*80	1U	NA	NS	NS	NS	NS	NS	NS	NS	NS
cis-DCE	*70	**1.26**	NA	NS	NS	NS	NS	NS	NS	NS	NS
Ethylbenzene	700	NA	NA	NS	NS	NS	NS	NS	NS	NS	NS
Methyl tert-butyl ether		NA	NA	NS	NS	NS	NS	NS	NS	NS	NS
p-Isopropyltoluene	1	1U	NA	NS	NS	NS	NS	NS	NS	NS	NS
PCE	5	**18.5**	NA	NS	NS	NS	NS	NS	NS	NS	NS
Toluene	1000	NA	NA	NS	NS	NS	NS	NS	NS	NS	NS
trans-DCE	100	1U	NA	NS	NS	NS	NS	NS	NS	NS	NS
TCE	5	**16.1**	NA	NS	NS	NS	NS	NS	NS	NS	NS
Vinyl chloride	2	NA	NA	NS	NS	NS	NS	NS	NS	NS	NS
Xylenes, Total	10000	NA	NA	NS	NS	NS	NS	NS	NS	NS	NS

Chemical Constituent	Type 1/3 RRS	MW-7									
		Oct-08	Feb-09	Jun-09	Oct-10	Mar-16	Sep-16	Mar-17	Sep-17	Mar-18	Oct-18
Arsenic	0.01	NS	0.01U	NA	NS	NA	NS	NS	NS	NS	NS
Barium	2	NS	**0.0273**	NA	NS	NA	NS	NS	NS	NS	NS
Cadmium	0.005	NS	0.001U	NA	NS	NA	NS	NS	NS	NS	NS
Chromium	0.1	NS	0.005U	NA	NS	NA	NS	NS	NS	NS	NS
Lead	0.015	NS	0.005U	NA	NS	NA	NS	NS	NS	NS	NS
Mercury	0.002	NS	0.0002U	NA	NS	NA	NS	NS	NS	NS	NS
1,1-Dichloroethene	7	NS	NA	NA	NS	NA	NS	NS	NS	NS	NS
1,2,4-Trimethylbenzene		NS	NA	NA	NS	NA	NS	NS	NS	NS	NS
1,3,5-Trimethylbenzene		NS	NA	NA	NS	NA	NS	NS	NS	NS	NS
1,4-Dichlorobenzene	75	NS	NA	1U	NS	1U	NS	NS	NS	NS	NS
2-Butanone	*26900	NS	NA	50U	NS	50U	NS	NS	NS	NS	NS
Acetone	*75600	NS	NA	50U	NS	25U	NS	NS	NS	NS	NS
Carbon disulfide	*3960	NS	1U	1U	NS	1U	NS	NS	NS	NS	NS
Chloroform	*80	NS	1U	1U	NS	1U	NS	NS	NS	NS	NS
cis-DCE	*70	NS	1U	1U	NS	1U	NS	NS	NS	NS	NS
Ethylbenzene	700	NS	NA	NA	NS	NA	NS	NS	NS	NS	NS
Methyl tert-butyl ether		NS	NA	NA	NS	NA	NS	NS	NS	NS	NS
p-Isopropyltoluene	1	NS	1U	1U	NS	1U	NS	NS	NS	NS	NS
PCE	5	NS	1U	1U	NS	1U	NS	NS	NS	NS	NS
Toluene	1000	NS	NA	NA	NS	NA	NS	NS	NS	NS	NS
trans-DCE	100	NS	1U	1U	NS	1U	NS	NS	NS	NS	NS
TCE	5	NS	**3.94**	**3.79**	NS	**12.4**	NS	NS	NS	NS	NS
Vinyl chloride	2	NS	NA	NA	NS	NA	NS	NS	NS	NS	NS
Xylenes, Total	10000	NS	NA	NA	NS	NA	NS	NS	NS	NS	NS

Chemical Constituent	Type 1/3 RRS	MW-15									
		Oct-08	Feb-09	Jun-09	Oct-10	Mar-16	Sep-16	Mar-17	Sep-17	Mar-18	Oct-18
Arsenic	0.01	NS	0.01U	NS	NS	NA	NS	NS	NS	NS	NS
Barium	2	NS	**0.0512**	NS	NS	NA	NS	NS	NS	NS	NS
Cadmium	0.005	NS	0.001U	NS	NS	NA	NS	NS	NS	NS	NS
Chromium	0.1	NS	0.005U	NS	NS	NA	NS	NS	NS	NS	NS
Lead	0.015	NS	0.005U	NS	NS	NA	NS	NS	NS	NS	NS
Mercury	0.002	NS	0.0002U	NS	NS	NA	NS	NS	NS	NS	NS
1,1-Dichloroethene	7	NS	NA	NS	NS	NA	NS	NS	NS	NS	NS
1,2,4-Trimethylbenzene		NS	NA	NS	NS	NA	NS	NS	NS	NS	NS
1,3,5-Trimethylbenzene		NS	NA	NS	NS	NA	NS	NS	NS	NS	NS
1,4-Dichlorobenzene	75	NS	1U	NS	NS	1U	NS	NS	NS	NS	NS
2-Butanone	*26900	NS	50U	NS	NS	50U	NS	NS	NS	NS	NS
Acetone	*75600	NS	50U	NS	NS	25U	NS	NS	NS	NS	NS
Carbon disulfide	*3960	NS	1U	NS	NS	1U	NS	NS	NS	NS	NS
Chloroform	*80	NS	1U	NS	NS	1U	NS	NS	NS	NS	NS
cis-DCE	*70	NS	1U	NS	NS	1U	NS	NS	NS	NS	NS
Ethylbenzene	700	NS	NA	NS	NS	NA	NS	NS	NS	NS	NS
Methyl tert-butyl ether		NS	NA	NS	NS	NA	NS	NS	NS	NS	NS
p-Isopropyltoluene	1	NS	1U	NS	NS	1U	NS	NS	NS	NS	NS
PCE	5	NS	1U	NS	NS	1U	NS	NS	NS	NS	NS
Toluene	1000	NS	NA	NS	NS	NA	NS	NS	NS	NS	NS
trans-DCE	100	NS	1U	NS	NS	1U	NS	NS	NS	NS	NS
TCE	5	NS	1U	NS	NS	1U	NS	NS	NS	NS	NS
Vinyl chloride	2	NS	NA	NS	NS	NA	NS	NS	NS	NS	NS
Xylenes, Total	10000	NS	NA	NS	NS	NA	NS	NS	NS	NS	NS

Chemical Constituent	Type 1/3 RRS	MW-9 SBR									
		Oct-08	Feb-09	Jun-09	Oct-10	Mar-16	Sep-16	Mar-17	Sep-17	Mar-18	Oct-18
Arsenic	0.01	NS	0.01U	NA	NS	NA	NS	NS	NS	NS	NS
Barium	2	NS	**0.023**	NA	NS	NA	NS	NS	NS	NS	NS
Cadmium	0.005	NS	0.001U	NA	NS	NA	NS	NS	NS	NS	NS
Chromium	0.1	NS	0.005U	NA	NS	NA	NS	NS	NS	NS	NS
Lead	0.015	NS	0.005U	NA	NS	NA	NS	NS	NS	NS	NS
Mercury	0.002	NS	0.0002U	NA	NS	NA	NS	NS	NS	NS	NS
1,1-Dichloroethene	7	NS	NA	NA	NS	NA	NS	NS	NS	NS	NS
1,2,4-Trimethylbenzene		NS	NA	NA	NS	NA	NS	NS	NS	NS	NS
1,3,5-Trimethylbenzene		NS	NA	NA	NS	NA	NS	NS	NS	NS	NS
1,4-Dichlorobenzene	75	NS	1U	1U	NS	1U	NS	NS	NS	NS	NS
2-Butanone	*26900	NS	50U	50U	NS	50U	NS	NS	NS	NS	NS
Acetone	*75600	NS	50U	50U	NS	25U	NS	NS	NS	NS	NS
Carbon disulfide	*3960	NS	1U	1U	NS	1U	NS	NS	NS	NS	NS
Chloroform	*80	NS	1U	1U	NS	1U	NS	NS	NS	NS	NS
cis-DCE	*70	NS	1U	1U	NS	1U	NS	NS	NS	NS	NS
Ethylbenzene	700	NS	NA	NA	NS	NA	NS	NS	NS	NS	NS
Methyl tert-butyl ether		NS	NA	NA	NS	NA	NS	NS	NS	NS	NS
p-Isopropyltoluene	1	NS	1U	1U	NS	1U	NS	NS	NS	NS	NS
PCE	5	NS	1U	1U	NS	1U	NS	NS	NS	NS	NS
Toluene	1000	NS	NA	NA	NS	NA	NS	NS	NS	NS	NS
trans-DCE	100	NS	1U	1U	NS	1U	NS	NS	NS	NS	NS
TCE	5	NS	1U	1U	NS	1U	NS	NS	NS	NS	NS
Vinyl chloride	2	NS	NA	NA	NS	NA	NS	NS	NS	NS	NS
Xylenes, Total	10000	NS	NA	NA	NS	NA	NS	NS	NS	NS	NS

Chemical Constituent	Type 1/3 RRS	MW-10									
		Oct-08	Feb-09	Jun-09	Oct-10	Mar-16	Sep-16	Mar-17	Sep-17	Mar-18	Oct-18
Arsenic	0.01	0.01U	NA	NS	NS	NA	NS	NS	NS	NS	NA
Barium	2	**0.156**	NA	NS	NS	NA	NS	NS	NS	NS	NA
Cadmium	0.005	0.001U	NA	NS	NS	NA	NS	NS	NS	NS	NA
Chromium	0.1	0.005U	NA	NS	NS	NA	NS	NS	NS	NS	NA
Lead	0.015	0.005U	NA	NS	NS	NA	NS	NS	NS	NS	NA
Mercury	0.002	0.0002U	NA	NS	NS	NA	NS	NS	NS	NS	NA
1,1-Dichloroethene	7	NA	NA	NS	NS	NA	NS	NS	NS	NS	1U
1,2,4-Trimethylbenzene		NA	NA	NS	NS	NA	NS	NS	NS	NS	**0.172JB**
1,3,5-Trimethylbenzene		NA	NA	NS	NS	NA	NS	NS	NS	NS	1U
1,4-Dichlorobenzene	75	NA	NA	NS	NS	1U	NS	NS	NS	NS	1U
2-Butanone	*26900	50U	NA	NS	NS	50U	NS	NS	NS	NS	50U
Acetone	*75600	50U	NA	NS	NS	25U	NS	NS	NS	NS	25U
Carbon disulfide	*3960	1U	NA	NS	NS	1U	NS	NS	NS	NS	1U
Chloroform	*80	1U	NA	NS	NS	1U	NS	NS	NS	NS	1U
cis-DCE	*70	1U	NA	NS	NS	1U	NS	NS	NS	NS	1U
Ethylbenzene	700	NA	NA	NS	NS	NA	NS	NS	NS	NS	1U
Methyl tert-butyl ether		NA	NA	NS	NS	NA	NS	NS	NS	NS	1U
p-Isopropyltoluene	1	1U	NA	NS	NS	1U	NS	NS	NS	NS	1U
PCE	5	1U	NA	NS	NS	1U	NS	NS	NS	NS	**0.528J**
Toluene	1000	NA	NA	NS	NS	NA	NS	NS	NS	NS	1U
trans-DCE	100	1U	NA	NS	NS	1U	NS	NS	NS	NS	1U
TCE	5	NS	NA	NS	NS	1U	NS	NS	NS	NS	**5.55**
Vinyl chloride	2	NA	NA	NS	NS	NA	NS	NS	NS	NS	1U
Xylenes, Total	10000	NA	NA	NS	NS	NA	NS	NS	NS	NS	3U

Chemical Constituent	Type 1/3 RRS	MW-20									
		Oct-08	Feb-09	Jun-09	Oct-10	Mar-16	Sep-16	Mar-17	Sep-17	Mar-18	Oct-18
Arsenic	0.01	NA	0.01U	NS	NS	NA	NA	NA	NA	NA	NA
Barium	2	NA	**0.0269**	NS	NS	NA	NA	NA	NA	NA	NA
Cadmium	0.005	NA	0.001U	NS	NS	NA	NA	NA	NA	NA	NA
Chromium	0.1	NA	0.005U	NS	NS	NA	NA	NA	NA	NA	NA
Lead	0.015	NA	**0.0053**	NS	NS	**0.0362**	**0.114**	**0.708**	**0.425**	**0.195 B**	**0.439**
Mercury	0.002	NA	0.0002U	NS	NS	NA	NA	NA	NA	NA	NA
1,1-Dichloroethene	7	NA	NA	NS	NA	NA	NS	NA	NA	NA	1U
1,2,4-Trimethylbenzene		NA	NA	NS	NA	NA	NS	NA	NA	NA	1U
1,3,5-Trimethylbenzene		NA	NA	NS	NA	NA	NS	NA	NA	NA	1U
1,4-Dichlorobenzene	75	NA	NA	NS	1U	1U	NS	1U	1U	1U	1U
2-Butanone	*26900	50U	NA	NS	1U	50U	NS	50U	NS	NS	50U
Acetone	*75600	50U	NA	NS	50U	25U	NS	**3.50J**	**3.86 J**	25U	25U
Carbon disulfide	*3960	1U	NA	NS	1U	1U	NS	1U	1U	1U	1U
Chloroform	*80	1U	NA	NS	1U	1U	NS	1U	1U	1U	**0.271J**
cis-DCE	*70	1U	NA	NS	1U	1U	NS	1U	1U	1U	1U
Ethylbenzene	700	NA	NA	NS	NA	NA	NS	NA	NA	NA	1U
Methyl tert-butyl ether		NA	NA	NS	NA	NA	NS	NA	NA	NA	1U
p-Isopropyltoluene	1	1U	NA	NS	1U	1U	NS	1U	1U	1U	1U
PCE	5	1U	NA	NS	1U	1U	NS	1U	1U	1U	1U
Toluene	1000	NA	NA	NS	NA	NA	NS	NA	NA	NA	1U
trans-DCE	100	1U	NA	NS	1U	1U	NS	1U	1U	1U	1U
TCE	5	1U	NA	NS	1U	1U	NS	1U	1U	1U	1U
Vinyl chloride	2	NA	NA	NS	NA	NA	NS	NA	NA	NA	1U
Xylenes, Total	10000	NA	NA	NS	NA	NA	NS	NA	NA	NA	3U

Abbreviations:

cis-DCE - cis-1,2-Dichloroethene

trans-DCE - trans-1,2-Dichloroethene

PCE - Tetrachloroethene

TCE - Trichloroethene

NA - Not Analyzed

NS - Not Sampled

Notes:

Type 1/3 RRS are in accordance with GA HSRA Criteria for Type 3 Standards (GA HSRA Rule 391-3-19-.07).

Bold indicates concentrations above detection limit.

Yellow shading indicates historical concentrations exceeding historical Type 3 RRSs

Orange shading indicates Oct-18 concentrations exceeding the current Type 3 RRSs

U indicates below detection limit

* Indicates the reporting limit has been changed since the previous sampling events.

Table 2
Summary of Groundwater Analytical Results
C D Technologies
1835 Rockdale Industrial Boulevard
Conyers, Rockdale County, Georgia
HSI No. 10734

Chemical Constituent	Type 1/3 RRS	MW-11 SBR										MW-12										MW-13									
		Oct-08	Feb-09	Jun-09	Oct-10	Mar-16	Sep-16	Mar-17	Sep-17	Mar-18	Oct-18	Oct-08	Feb-09	Jun-09	Oct-10	Feb-16	Sep-16	Mar-17	Sep-17	Mar-18	Oct-18	Oct-08	Feb-09	Jun-09	Oct-10	Mar-16	Sep-16	Mar-17	Sep-17	Mar-18	Oct-18
Arsenic	0.01	NS	0.01U	NA	NS	NS	NS	NA	NS	NS	NS	NS	0.01U	NS	NS	NA	NS	NS	NS	NS	NS	NA	NS	NS	NS	NS	NS	NS	NA	NS	NS
Barium	2	NS	**0.0408**	NA	NS	NS	NS	NA	NS	NS	NS	NS	**0.0374**	NS	NS	NA	NS	NS	NS	NS	NS	NA	NS	NS	NS	NS	NS	NS	NA	NS	NS
Cadmium	0.005	NS	0.001U	NA	NS	NS	NS	NA	NS	NS	NS	NS	0.001U	NS	NS	NA	NS	NS	NS	NS	NS	NA	NS	NS	NS	NS	NS	NS	NA	NS	NS
Chromium	0.1	NS	0.005U	NA	NS	NS	NS	NA	NS	NS	NS	NS	0.005U	NS	NS	NA	NS	NS	NS	NS	NS	NA	NS	NS	NS	NS	NS	NS	NA	NS	NS
Lead	0.015	NS	0.005U	NA	NS	NS	NS	NA	NS	NS	NS	NS	0.005U	NS	NS	NA	NS	NS	NS	NS	NS	NA	NS	NS	NS	NS	NS	NS	NA	NS	NS
Mercury	0.002	NS	0.0002U	NA	NS	**0.464J**	NS	NA	NS	NS	NS	NS	0.0002U	NS	NS	NA	NS	NS	NS	NS	NS	NA	NS	NS	NS	NS	NS	NS	NA	NS	NS
1,1-Dichloroethene	7	NS	NA	NA	NS	NA	NS	NA	NS	NS	NS	NS	NA	NS	NS	NA	NS	NS	NS	NS	NS	NA	NS	NS	NS	NS	NS	NS	NA	NS	NS
1,2,4-Trimethylbenzene		NS	NA	NA	NS	NA	NS	NA	NS	NS	NS	NS	NA	NS	NS	NA	NS	NS	NS	NS	NS	NA	NS	NS	NS	NS	NS	NS	NA	NS	NS
1,3,5-Trimethylbenzene		NS	NA	NA	NS	NA	NS	NA	NS	NS	NS	NS	NA	NS	NS	NA	NS	NS	NS	NS	NS	NA	NS	NS	NS	NS	NS	NS	NA	NS	NS
1,4-Dichlorobenzene	75	NS	**6.37**	**6.02**	NS	1U	NS	1U	NS	NS	NS	NS	1U	NS	NS	1U	NS	NS	NS	NS	NS	NA	NS	NS	NS	NS	NS	NS	NA	NS	NS
2-Butanone	*26900	NS	50U	50U	NS	50U	NS	50U	NS	NS	NS	NS	50U	NS	NS	50U	NS	NS	NS	NS	NS	50U	NS	NS	NS	NS	NS	NS	50U	NS	NS
Acetone	*75600	NS	50U	50U	NS	25U	NS	25U	NS	NS	NS	NS	50U	NS	NS	25U	NS	NS	NS	NS	NS	50U	NS	NS	NS	NS	NS	NS	50U	NS	NS
Carbon disulfide	*3960	NS	1U	1U	NS	1U	NS	1U	NS	NS	NS	NS	1U	NS	NS	1U	NS	NS	NS	NS	NS	1U	NS	NS	NS	NS	NS	NS	1U	NS	NS
Chloroform	*80	NS	1U	1U	NS	1U	NS	1U	NS	NS	NS	NS	1U	NS	NS	1U	NS	NS	NS	NS	NS	1U	NS	NS	NS	NS	NS	NS	1U	NS	NS
cis-DCE	*70	NS	**2.22**	**1.82**	NS	1U	NS	1U	NS	NS	NS	NS	1U	NS	NS	1U	NS	NS	NS	NS	NS	1U	NS	NS	NS	NS	NS	NS	1U	NS	NS
Ethylbenzene	700	NS	NA	NA	NS	NA	NS	NA	NS	NS	NS	NS	NA	NS	NS	NA	NS	NS	NS	NS	NS	NA	NS	NS	NS	NS	NS	NS	NA	NS	NS
Methyl tert-butyl ether		NS	NA	NA	NS	NA	NS	NA	NS	NS	NS	NS	NA	NS	NS	NA	NS	NS	NS	NS	NS	NA	NS	NS	NS	NS	NS	NS	NA	NS	NS
p-Isopropyltoluene	1	NS	1U	1U	NS	1U	NS	1U	NS	NS	NS	NS	1U	NS	NS	1U	NS	NS	NS	NS	NS	1U	NS	NS	NS	NS	NS	NS	1U	NS	NS
PCE	5	NS	**13.1**	**12.8**	NS	**2.74**	NS	**3.20**	NS	NS	NS	NS	1U	NS	NS	1U	NS	NS	NS	NS	NS	1U	NS	NS	NS	NS	NS	NS	1U	NS	NS
Toluene	1000	NS	NA	NA	NS	NA	NS	NA	NS	NS	NS	NS	NA	NS	NS	NA	NS	NS	NS	NS	NS	NA	NS	NS	NS	NS	NS	NS	NA	NS	NS
trans-DCE	100	NS	1U	1U	NS	1U	NS	1U	NS	NS	NS	NS	1U	NS	NS	1U	NS	NS	NS	NS	NS	1U	NS	NS	NS	NS	NS	NS	1U	NS	NS
TCE	5	NS	**2.76**	**2.14**	NS	**0.401J**	NS	1U	NS	NS	NS	NS	1U	NS	NS	1U	NS	NS	NS	NS	NS	1U	NS	NS	NS	NS	NS	NS	1U	NS	NS
Vinyl chloride	2	NS	NA	NA	NS	NA	NS	NA	NS	NS	NS	NS	NA	NS	NS	NA	NS	NS	NS	NS	NS	NA	NS	NS	NS	NS	NS	NS	NA	NS	NS
Xylenes, Total	10000	NS	NA	NA	NS	NA	NS	NA	NS	NS	NS	NS	NA	NS	NS	NA	NS	NS	NS	NS	NS	NA	NS	NS	NS	NS	NS	NS	NA	NS	NS

Chemical Constituent Constituent	Type 1/3 RRS	MW-16										MW-17										MW-18									
		Oct-08	Feb-09	Jun-09	Oct-10	Mar-16	Sep-16	Mar-17	Sep-17	Mar-18	Oct-18	Oct-08	Feb-09	Jun-09	Oct-10	Feb-16	Sep-16	Mar-17	Sep-17	Mar-18	Oct-18	Oct-08	Feb-09	Jun-09	Oct-10	Feb-16	Sep-16	Mar-17	Sep-17	Mar-18	Oct-18
Arsenic	0.01	NS	NA	NS	NS	NS	NS	NA	NS	NS	NS	0.01U	NA	NS	NS	NA	NS	NA	NA	NA	NA	1U	NA	NS	NS	NA	NS	NS	NS	NS	NS
Barium	2	NS	NA	NS	NS	NS	NS	NA	NS	NS	NS	**0.0147**	NA	NS	NS	NA	NS	NA	NA	NA	NA	1U	NA	NS	NS	NA	NS	NS	NS	NS	NS
Cadmium	0.005	NS	NA	NS	NS	NS	NS	NA	NS	NS	NS	0.001U	NA	NS	NS	NA	NS	NA	NA	NA	NA	0.1U	NA	NS	NS	NA	NS	NS	NS	NS	NS
Chromium	0.1	NS	NA	NS	NS	NS	NS	NA	NS	NS	NS	0.005U	NA	NS	NS	NA	NS	NA	NA	NA	NA	0.5U	NA	NS	NS	NA	NS	NS	NS	NS	NS
Lead	0.015	NS	NA	NS	NS	NS	NS	NA	NS	NS	NS	0.005U	NA	NS	NS	**0.000356J**	NS	NS	NS	NS	NA	0.5U	NA	NS	NS	**0.0121**	NS	NS	NS	NS	NS
Mercury	0.002	NS	NA	NS	NS	NS	NS	NA	NS	NS	NS	0.0002U	NA	NS	NS	NA	NS	NA	NA	NA	NA	0.0002U	NA	NS	NS	NA	NS	NS	NS	NS	NS
1,1-Dichloroethene	7	NS	NA	NS	NS	NS	NS	NA	NS	NS	NS	NA	NA	NS	NS	NA	NS	NA	NA	NA	1U	NA	NA	NS	NS	NA	NS	NS	NS	NS	NS
1,2,4-Trimethylbenzene		NS	NA	NS	NS	NS	NS	NA	NS	NS	NS	NA	NA	NS	NS	NA	NS	NA	NA	NA	1U	NA	NA	NS	NS	NA	NS	NS	NS	NS	NS
1,3,5-Trimethylbenzene		NS	NA	NS	NS	NS	NS	NA	NS	NS	NS	NA	NA	NS	NS	NA	NS	NA	NA	NA	1U	NA	NA	NS	NS	NA	NS	NS	NS	NS	NS
1,4-Dichlorobenzene	75	NS	1U	NS	NS	NS	NS	1U	NS	NS	NS	NA	1U	NS	NS	1U	1U	1U	1U	1U	1U	NA	1U	NS	NS	1U	NS	NS	NS	NS	NS
2-Butanone	*26900	NS	50U	NS	NS	NS	NS	50U	NS	NS	NS	50U	50U	NS	NS	50U	50U	50U	50U	50U	50U	50U	50U	NS	NS	50U	NS	NS	NS	NS	NS
Acetone	*75600	NS	50U	NS	NS	NS	NS	50U	NS	NS	NS	50U	50U	NS	NS	**4.51J**	**4.51J**	1U	1U	25U	25U	**1280**	**9280**	NS	NS	25U	NS	NS	NS	NS	NS
Carbon disulfide	*3960	NS	1U	NS	NS	NS	NS	1U	NS	NS	NS	1U	1U	NS	NS	1U	1U	1U	1U	1U	1U	**3.1**	**20**	NS	NS	1U	NS	NS	NS	NS	NS
Chloroform	*80	NS	1U	NS	NS	NS	NS	1U	NS	NS	NS	1U	1U	NS	NS	1U	1U	1U	1U	1U	1U	**2.83**	**1.79**	NS	NS	1U	NS	NS	NS	NS	NS
cis-DCE	*70	NS	1U	NS	NS	NS	NS	1U	NS	NS	NS	1U	1U	NS	NS	**0.215J**	**0.215J**	1U	1U	1U	1U	**2.32**	**1.64**	NS	NS	1U	NS	NS	NS	NS	NS
Ethylbenzene	700	NS	NA	NS	NS	NS	NS	NA	NS	NS	NS	NA	NA	NS	NS	NA	NA	NA	NA	NA	1U	NA	NA	NS	NS	NA	NS	NS	NS	NS	NS
Methyl tert-butyl ether		NS	NA	NS	NS	NS	NS	NA	NS	NS	NS	NA	NA	NS	NS	NA	NA	NA	NA	NA	1U	NA	NA	NS	NS	NA	NS	NS	NS	NS	NS
p-Isopropyltoluene	1	NS	1U	NS	NS	NS	NS	1U	NS	NS	NS	1U	1U	NS	NS	1U	1U	1U	1U	1U	1U	**1.08**	1U	NS	NS	1U	NS	NS	NS	NS	NS
PCE	5	NS	1U	NS	NS	NS	NS	1U	NS	NS	NS	**60M7**	**29.3**	NS	NS	**18.1**	**6.88**	**13.4**	**11.9**	**1.89**	**4.75**	**1.36**	**1.4**	NS	NS	**0.170J**	NS	NS	NS	NS	NS
Toluene	1000	NS	NA	NS	NS	NS	NS	NA	NS	NS	NS	NA	NA	NS	NS	NA	NA	NA	NA	NA	1U	NA	NA	NS	NS	NA	NS	NS	NS	NS	NS
trans-DCE	100	NS	1U	NS	NS	NS	NS	1U	NS	NS	NS	1U	1U	NS	NS	1U	1U	1U	1U	1U	1U	1U	1U	NS	NS	1U	NS	NS	NS	NS	NS
TCE	5	NS	1U	NS	NS	NS	NS	1U	NS	NS	NS	**7.92**	**9.14**	NS	NS	**7.23**	**6.72**	**1.88**	**1.71**	**0.675 J**	**1.03**	**1980**	**1260**	NS	NS	**0.943J**	NS	NS	NS	NS	NS
Vinyl chloride	2	NS	NA	NS	NS	NS	NS	NA	NS	NS	NS	NA	NA	NS	NS	NA	NA	NA	NA	NA	1U	NA	NA	NS	NS	NA	NS	NS	NS	NS	NS
Xylenes, Total	10000	NS	NA	NS	NS	NS	NS	NA	NS	NS	NS	NA	NA	NS	NS	NA	NA	NA	NA	NA	3U	NA	NA	NS	NS	NA	NS	NS	NS	NS	NS

Chemical Constituent	Type 1/3 RRS	MW-21 DBR										MW-22 SBR										MW-23 SBR									
		Oct-08	Feb-09	Jun-09	Oct-10	Mar-16	Sep-16	Mar-17	Sep-17	Mar-18	Oct-18	Oct-08	Feb-09	Jun-09	Oct-10	Mar-16	Sep-16	Mar-17	Sep-17	Mar-18	Oct-18	Oct-08	Feb-09	Jun-09	Oct-10	Mar-16	Sep-16	Mar-17	Sep-17	Mar-18	Oct-18
Arsenic	0.01	NS	0.01U	NA	NS	NA	NS	NS	NS	NS	NA	NS	0.01U	NA	NS	NA	NS	NS	NS	NS	NS	NS	0.01U	NA	NS	NA	NS	NS	NS	NS	NS
Barium	2	NS	**0.0408**	NA	NS	NA	NS	NS	NS	NS	NA	NS	**0.0571**	NA	NS	NA	NS	NS	NS	NS	NS	NS	**0.137**	NA	NS	NA	NS	NS	NS	NS	NS
Cadmium	0.005	NS	0.001U	NA	NS	NA	NS	NS	NS	NS	NA	NS	0.001U	NA	NS	NA	NS	NS	NS	NS	NS	NS	**0.0011**	NA	NS	NA	NS	NS	NS	NS	NS
Chromium	0.1	NS	0.005U	NA	NS	NA	NS	NS	NS	NS	NA	NS	0.005U	NA	NS	NA	NS	NS	NS	NS	NS	NS	0.005U	NA	NS	NA	NS	NS	NS	NS	NS
Lead	0.015	NS	0.005U	NA	NS	NA	NS	NS	NS	NS	NA	NS	0.005U	NA	NS	NA	NS	NS	NS	NS	NS	NS	0.005U	NA	NS	NA	NS	NS	NS	NS	NS
Mercury	0.002	NS	0.0002U	NA	NS	NA	NS	NS	NS	NS	NA	NS	0.0002U	NA	NS	NA	NS	NS	NS	NS	NS	NS	0.0002U	NA	NS	NA	NS	NS	NS	NS	NS
1,1-Dichloroethene	7	NS	NA	NA	NS	NA	NS	NS	NS	NS	1U	NS	NA	NA	NS	NA	NS	NS	NS	NS	NS	NS	NA	NA	NS	NA	NS	NS	NS	NS	NS
1,2,4-Trimethylbenzene		NS	NA	NA	NS	NA	NS	NS	NS	NS	1U	NS	NA	NA	NS	NA	NS	NS	NS	NS	NS	NS	NA	NA	NS	NA	NS	NS	NS	NS	NS
1,3,5-Trimethylbenzene		NS	NA	NA	NS	NA	NS	NS	NS	NS	1U	NS	NA	NA	NS	NA	NS	NS	NS	NS	NS	NS	NA	NA	NS	NA	NS	NS	NS	NS	NS
1,4-Dichlorobenzene	75	NS	1U	1U	NS	1U	NS	NS	NS	NS	1U	NS	1U	1U	NS	1U	NS	NS	NS	NS	NS	NS	1U	1U	NS	1U	NS	NS	NS	NS	NS
2-Butanone	*26900	NS	50U	50U	NS	50U	NS	NS	NS	NS	50U	NS	50U	50U	NS	50U	NS	NS	NS	NS	NS	NS	50U	50U	NS	50U	NS	NS	NS	NS	NS
Acetone	*75600	NS	50U	50U	NS	**6.07J**	NS	NS	NS	NS	50U	NS	50U	50U	NS	25U	NS	NS	NS	NS	NS	NS	50U	50U	NS	25U	NS	NS	NS	NS	NS
Carbon disulfide	*3960	NS	1U	1U	NS	**0.777J**	NS	NS	NS	NS	1U	NS	1U	1U	NS	1U	NS	NS	NS	NS	NS	NS	1U	1U	NS	1U	NS	NS	NS	NS	NS
Chloroform	*80	NS	1U	1U	NS	1U	NS	NS	NS	NS	1U	NS	1U	1U	NS	1U	NS	NS	NS	NS	NS	NS	1U	1U	NS	1U	NS	NS	NS	NS	NS
cis-DCE	*70	NS	1U	1U	NS	1U	NS	NS	NS	NS	**0.344J**	NS	**1.22**	**1.14**	NS	1U	NS	NS	NS	NS	NS	NS	**1.66**	**1.44**	NS	**0.718J**	NS	NS	NS	NS	NS
Ethylbenzene	700	NS	NA	NA	NS	NA	NS	NS	NS	NS	1U	NS	NA	NA	NS	NA	NS	NS	NS	NS	NS	NS	NA	NA	NS	NA	NS	NS	NS	NS	NS
Methyl tert-butyl ether		NS	NA	NA	NS	NA	NS	NS	NS	NS	1U	NS	NA	NA	NS	NA	NS	NS	NS	NS	NS	NS	NA	NA	NS	NA	NS	NS	NS	NS	NS
p-Isopropyltoluene	1	NS	1U	1U	NS	1U	NS	NS	NS	NS	1U	NS	1U	1U	NS	1U	NS	NS	NS	NS	NS	NS	1U	1U	NS	1U	NS	NS	NS	NS	NS
PCE	5	NS	**1.81**	**1.45**	NS	**1.32**	NS	NS	NS	NS	**2.02**	NS	**6.06**	**5.21**	NS	**1.35**	NS	NS	NS	NS	NS	NS	**22**	**15.9**	NS	**9.34**	NS	NS	NS	NS	NS
Toluene	1000	NS	NA	NA	NS	NA	NS	NS	NS	NS	1U	NS	NA	NA	NS	NA	NS	NS	NS	NS	NS	NS	NA	NA	NS	NA	NS	NS	NS	NS	NS
trans-DCE	100	NS	1U	1U	NS	1U	NS	NS	NS	NS	1U	NS	1U	1U	NS	1U	NS	NS	NS	NS	NS	NS	1U	1U	NS	1U	NS	NS	NS	NS	NS
TCE	5	NS	**30.9**	**20.3**	NS	**11.7**	NS	NS	NS	NS	**17.1**	NS	**23.5**	**20**	NS	**1.2**	NS	NS	NS	NS	NS	NS	**200**	**145**	NS	**9.6**	NS	NS	NS	NS	NS
Vinyl chloride	2	NS	NA	NA	NS	NA	NS	NS	NS	NS	1U	NS	NA	NA	NS	NA	NS	NS	NS	NS	NS	NS	NA	NA	NS	NA	NS	NS	NS	NS	NS
Xylenes, Total	10000	NS	NA	NA	NS	NA	NS	NS	NS	NS	3U	NS	NA	NA	NS	NA	NS	NS	NS	NS	NS	NS	NA	NA	NS	NA	NS	NS	NS	NS	NS

Abbreviations:

cis-DCE - cis-1,2-Dichloroethene

trans-DCE - trans-1,2-Dichloroethene
PCE - Tetrachloroethene
TCE - Trichloroethene
NA - Not Analyzed
NS - Not Sampled
Notes:
Type 1/3 RRS are in accordance with GA HSRA Criteria for Type 3 Standards (GA HSRA Rule 391-3-19-.07).
Bold indicates concentrations above detection limit.
Yellow shading indicates historical concentrations exceeding historical Type 3 RRSs
Orange shading indicates Oct-18 concentrations exceeding the current Type 3 RRSs
U indicates below detection limit
* Indicates the reporting limit has been changed since the previous sampling events.

Table 2
Summary of Groundwater Analytical Results
C D Technologies
1835 Rockdale Industrial Boulevard
Conyers, Rockdale County, Georgia
HSI No. 10734

Chemical Constituent	Type 1/3 RRS	MW-14										DMW-1D										DMW-2D									
		Oct-08	Feb-09	Jun-09	Oct-10	Mar-16	Sep-16	Mar-17	Sep-17	Mar-18	Oct-18	Oct-08	Feb-09	Jun-09	Oct-10	Mar-16	Sep-16	Mar-17	Sep-17	Mar-18	Oct-18	Oct-08	Feb-09	Jun-09	Oct-10	Mar-16	Sep-16	Mar-17	Sep-17	Mar-18	Oct-18
Arsenic	0.01	0.01U	NA	NS	NA	NA	NS	NS	NS	NS	NS	**0.105**	**0.0961**	NS	NS	NA	NS	NS	NS	NS	NS	**0.356**	**0.583**	NS	NA	NA	NS	NS	NS	NS	NA
Barium	2	0.01U	NA	NS	NA	NA	NS	NS	NS	NS	NS	**0.184**	**0.0856**	NS	NS	NA	NS	NS	NS	NS	NS	0.1U	0.1U	NS	NA	NA	NS	NS	NS	NS	NA
Cadmium	0.005	0.001U	NA	NS	NA	NA	NS	NS	NS	NS	NS	**0.0012**	**0.0026**	NS	NS	NA	NS	NS	NS	NS	NS	**0.017**	**0.024**	NS	NA	NA	NS	NS	NS	NS	NA
Chromium	0.1	0.005U	NA	NS	NA	NA	NS	NS	NS	NS	NS	0.005U	0.005U	NS	NS	NA	NS	NS	NS	NS	NS	0.05U	0.05U	NS	NA	NA	NS	NS	NS	NS	NA
Lead	0.015	0.005U	NA	NS	NA	**0.00566**	NS	NS	NS	NS	NS	**0.0183**	**0.0172**	NS	NS	NA	NS	NS	NS	NS	NS	**0.072**	**0.088**	NS	NA	NA	NS	NS	NS	NS	NA
Mercury	0.002	0.0002U	NA	NS	NA	NA	NS	NS	NS	NS	NS	0.0002U	0.0002U	NS	NS	NA	NS	NS	NS	NS	NS	**0.000213**	**0.00024**	NS	NA	NA	NS	NS	NS	NS	NA
1,1-Dichloroethene	7	NA	NA	NS	NA	NA	NS	NS	NS	NS	NS	NA	NA	NS	NS	NA	NS	NS	NS	NS	NS	NA	NA	NS	NA	NA	NS	NS	NS	NS	1U
1,2,4-Trimethylbenzene		NA	NA	NS	NA	NA	NS	NS	NS	NS	NS	NA	NA	NS	NS	NA	NS	NS	NS	NS	NS	NA	NA	NS	NA	NA	NS	NS	NS	NS	1U
1,3,5-Trimethylbenzene		NA	NA	NS	NA	NA	NS	NS	NS	NS	NS	NA	NA	NS	NS	NA	NS	NS	NS	NS	NS	NA	NA	NS	NA	NA	NS	NS	NS	NS	1U
1,4-Dichlorobenzene	75	NA	NA	NS	1U	1U	NS	NS	NS	NS	NS	NA	1U	NS	NS	1U	NS	NS	NS	NS	NS	NA	1U	NS	1U	1U	NS	NS	NS	NS	1U
2-Butanone	*26900	50U	NA	NS	50U	50U	NS	NS	NS	NS	NS	50U	50U	NS	NS	50U	NS	NS	NS	NS	NS	50U	50U	NS	50U	50U	NS	NS	NS	NS	50U
Acetone	*75600	50U	NA	NS	50U	25U	NS	NS	NS	NS	NS	50U	50U	NS	NS	25U	NS	NS	NS	NS	NS	50U	50U	NS	50U	25U	NS	NS	NS	NS	25U
Carbon disulfide	*3960	1U	NA	NS	1U	1U	NS	NS	NS	NS	NS	1U	1U	NS	NS	1U	NS	NS	NS	NS	NS	1U	1U	NS	1U	1U	NS	NS	NS	NS	1U
Chloroform	*80	1U	NA	NS	1U	1U	NS	NS	NS	NS	NS	1U	1U	NS	NS	1U	NS	NS	NS	NS	NS	1U	1U	NS	1U	1U	NS	NS	NS	NS	**0.381J**
cis-DCE	*70	1U	NA	NS	1U	1U	NS	NS	NS	NS	NS	**2.51**	**1.59**	NS	NS	**0.422J**	NS	NS	NS	NS	NS	1U	1U	NS	1U	1U	NS	NS	NS	NS	**0.240J**
Ethylbenzene	700	NA	NA	NS	NA	NA	NS	NS	NS	NS	NS	NA	NA	NS	NS	NA	NS	NS	NS	NS	NS	NA	NA	NS	NA	NA	NS	NS	NS	NS	1U
Methyl tert-butyl ether		NA	NA	NS	NA	NA	NS	NS	NS	NS	NS	NA	NA	NS	NS	NA	NS	NS	NS	NS	NS	NA	NA	NS	NA	NA	NS	NS	NS	NS	1U
p-Isopropyltoluene	1	1U	NA	NS	1U	1U	NS	NS	NS	NS	NS	1U	1U	NS	NS	1U	NS	NS	NS	NS	NS	1U	1U	NS	1U	1U	NS	NS	NS	NS	1U
PCE	5	1U	NA	NS	1U	1U	NS	NS	NS	NS	NS	**16.7**	**8.42**	NS	NS	**0.441J**	NS	NS	NS	NS	NS	**1.97**	**2.34**	NS	1U	**0.571J**	NS	NS	NS	NS	**2.02J**
Toluene	1000	NA	NA	NS	NA	NA	NS	NS	NS	NS	NS	NA	NA	NS	NS	NA	NS	NS	NS	NS	NS	NA	NA	NS	NA	NA	NS	NS	NS	NS	1U
trans-DCE	100	1U	NA	NS	1U	1U	NS	NS	NS	NS	NS	1U	1U	NS	NS	1U	NS	NS	NS	NS	NS	1U	1U	NS	1U	1U	NS	NS	NS	NS	1U
TCE	5	1U	NA	NS	1U	1U	NS	NS	NS	NS	NS	**128**	**97.9**	NS	NS	**18.7**	NS	NS	NS	NS	NS	**340**	**378**	NS	**93.4**	**76.3**	NS	NS	NS	NS	**169**
Vinyl chloride	2	NA	NA	NS	NA	NA	NS	NS	NS	NS	NS	NA	NA	NS	NS	NA	NS	NS	NS	NS	NS	NA	NA	NS	NA	NA	NS	NS	NS	NS	1U
Xylenes, Total	10000	NA	NA	NS	NA	NA	NS	NS	NS	NS	NS	NA	NA	NS	NS	NA	NS	NS	NS	NS	NS	NA	NA	NS	NA	NA	NS	NS	NS	NS	3U

Chemical Constituent	Type 1/3 RRS	MW-19										DMW-4D										DMW-5D									
		Oct-08	Feb-09	Jun-09	Oct-10	Feb-16	Sep-16	Mar-17	Sep-17	Mar-18	Oct-18	Oct-08	Feb-09	Jun-09	Oct-10	Mar-16	Sep-16	Mar-17	Sep-17	Mar-18	Oct-18	Oct-08	Feb-09	Jun-09	Oct-10	Mar-16	Sep-16	Mar-17	Sep-17	Mar-18	Oct-18
Arsenic	0.01	NS	NA	NS	NA	NA	NA	NA	NA	NA	NS	NA	0.01U	NS	NS	NA	NS	NS	NS	NS	NS	NA	NA	NS	NS	NA	NS	NS	NS	NS	NS
Barium	2	NS	NA	NS	NA	NA	NA	NA	NA	NA	NS	NA	**0.0207**	NS	NS	NA	NS	NS	NS	NS	NS	NA	NA	NS	NS	NA	NS	NS	NS	NS	NS
Cadmium	0.005	NS	NA	NS	NA	NA	NA	NA	NA	NA	NS	NA	0.001U	NS	NS	NA	NS	NS	NS	NS	NS	NA	NA	NS	NS	NA	NS	NS	NS	NS	NS
Chromium	0.1	NS	NA	NS	NA	NA	NA	NA	NA	NA	NS	NA	0.005U	NS	NS	NA	NS	NS	NS	NS	NS	NA	NA	NS	NS	NA	NS	NS	NS	NS	NS
Lead	0.015	NS	NA	NS	NA	**0.0242**	**0.0226**	NA	**0.0182**	**0.0234**	NS	NA	0.005U	NS	NS	NA	NS	NS	NS	NS	NS	NA	NA	NS	NS	NA	NS	NS	NS	NS	NS
Mercury	0.002	NS	NA	NS	NA	NA	NA	NA	NA	NA	NS	NA	0.0002U	NS	NS	NA	NS	NS	NS	NS	NS	NA	NA	NS	NS	NA	NS	NS	NS	NS	NS
1,1-Dichloroethene	7	NS	NA	NS	NA	NA	NA	NA	NA	NA	NS	NA	NA	NS	NS	NA	NS	NS	NS	NS	NS	NA	NA	NS	NS	NA	NS	NS	NS	NS	NS
1,2,4-Trimethylbenzene		NS	NA	NS	NA	NA	NA	NA	NA	NA	NS	NA	NA	NS	NS	NA	NS	NS	NS	NS	NS	NA	NA	NS	NS	NA	NS	NS	NS	NS	NS
1,3,5-Trimethylbenzene		NS	NA	NS	NA	NA	NA	NA	NA	NA	NS	NA	NA	NS	NS	NA	NS	NS	NS	NS	NS	NA	NA	NS	NS	NA	NS	NS	NS	NS	NS
1,4-Dichlorobenzene	75	NS	NA	NS	1U	1U	1U	1U	1U	1U	NS	NA	NA	NS	NS	1U	NS	NS	NS	NS	NS	NA	NA	NS	NS	1U	NS	NS	NS	NS	NS
2-Butanone	*26900	NS	NA	NS	1U	50U	50U	50U	50U	50U	NS	50U	NA	NS	NS	50U	NS	NS	NS	NS	NS	50U	NA	NS	NS	50U	NS	NS	NS	NS	NS
Acetone	*75600	NS	NA	NS	50U	25U	25U	25U	25U	25U	NS	50U	NA	NS	NS	25U	NS	NS	NS	NS	NS	50U	NA	NS	NS	25U	NS	NS	NS	NS	NS
Carbon disulfide	*3960	NS	NA	NS	1U	1U	1U	1U	1U	1U	NS	1U	NA	NS	NS	1U	NS	NS	NS	NS	NS	1U	NA	NS	NS	1U	NS	NS	NS	NS	NS
Chloroform	*80	NS	NA	NS	1U	1U	1U	1U	1U	1U	NS	1U	NA	NS	NS	1U	NS	NS	NS	NS	NS	1U	NA	NS	NS	1U	NS	NS	NS	NS	NS
cis-DCE	*70	NS	NA	NS	1U	1U	1U	1U	1U	1U	NS	1U	NA	NS	NS	1U	NS	NS	NS	NS	NS	**2.19**	NA	NS	NS	1U	NS	NS	NS	NS	NS
Ethylbenzene	700	NS	NA	NS	NA	NA	NA	NA	NA	NA	NS	NA	NA	NS	NS	NA	NS	NS	NS	NS	NS	NA	NA	NS	NS	NA	NS	NS	NS	NS	NS
Methyl tert-butyl ether		NS	NA	NS	NA	NA	NA	NA	NA	NA	NS	NA	NA	NS	NS	NA	NS	NS	NS	NS	NS	NA	NA	NS	NS	NA	NS	NS	NS	NS	NS
p-Isopropyltoluene	1	NS	NA	NS	1U	1U	1U	1U	1U	1U	NS	1U	NA	NS	NS	1U	NS	NS	NS	NS	NS	1U	NA	NS	NS	1U	NS	NS	NS	NS	NS
PCE	5	NS	NA	NS	1U	1U	1U	1U	1U	1U	NS	1U	NA	NS	NS	**0.293J**	NS	NS	NS	NS	NS	NA	NA	NS	NS	0.494J	NS	NS	NS	NS	NS
Toluene	1000	NS	NA	NS	NA	NA	NA	NA	NA	NA	NS	NA	NA	NS	NS	NA	NS	NS	NS	NS	NS	NA	NA	NS	NS	NA	NS	NS	NS	NS	NS
trans-DCE	100	NS	NA	NS	1U	1U	1U	1U	1U	1U	NS	1U	NA	NS	NS	1U	NS	NS	NS	NS	NS	1U	NA	NS	NS	1U	NS	NS	NS	NS	NS
TCE	5	NS	NA	NS	1U	1U	1U	1U	1U	**0.961J**	NS	**5.75**	NA	NS	NS	**21.1**	NS	NS	NS	NS	NS	**12.6**	NA	NS	NS	**6.11**	NS	NS	NS	NS	NS
Vinyl chloride	2	NS	NA	NS	NA	NA	NA	NA	NA	NA	NS	NA	NA	NS	NS	NA	NS	NS	NS	NS	NS	NA	NA	NS	NS	NA	NS	NS	NS	NS	NS
Xylenes, Total	10000	NS	NA	NS	NA	NA	NA	NA	NA	NA	NS	NA	NA	NS	NS	NA	NS	NS	NS	NS	NS	NA	NA	NS	NS	NA	NS	NS	NS	NS	NS

Chemical Constituent	Type 1/3 RRS	MW-24 SBR										OBS-2										OBS-3									
		Oct-08	Feb-09	Jun-09	Oct-10	Feb-16	Sep-16	Mar-17	Sep-17	Mar-18	Oct-18	Oct-08	Feb-09	Jun-09	Oct-10	Feb-16	Sep-16	Mar-17	Sep-17	Mar-18	Oct-18	Oct-08	Feb-09	Jun-09	Oct-10	Mar-16	Sep-16	Mar-17	Sep-17	Mar-18	Oct-18
Arsenic	0.01	NS	0.01U	NA	NS	NA	NA	NA	NA	NA	NS	1U	NA	NS	NS	NA	NS	NS	NS	NS	NS	NS	0.01U	NS	NS	NS	NS	NS	NS	NS	NS
Barium	2	NS	**0.0349**	NA	NS	NA	NA	NA	NA	NA	NS	1U	NA	NS	NS	NA	NS	NS	NS	NS	NS	NS	**0.076**	NS	NS	NS	NS	NS	NS	NS	NS
Cadmium	0.005	NS	0.001U	NA	NS	NA	NA	NA	NA	NA	NS	0.1U	NA	NS	NS	NA	NS	NS	NS	NS	NS	NS	0.1U	NS	NS	NS	NS	NS	NS	NS	NS
Chromium	0.1	NS	0.005U	NA	NS	NA	NA	NA	NA	NA	NS	0.5U	NA	NS	NS	NA	NS	NS	NS	NS	NS	NS	0.5U	NS	NS	NS	NS	NS	NS	NS	NS
Lead	0.015	NS	0.005U	NA	NS	NA	NA	NA	NA	NA	NS	0.5U	NA	NS	NS	NA	NS	NS	NS	NS	NS	NS	0.5U	NS	NS	NS	NS	NS	NS	NS	NS
Mercury	0.002	NS	0.0002U	NA	NS	NA	NA	NA	NA	NA	NS	0.0002U	NA	NS	NS	NA	NS	NS	NS	NS	NS	NS	**0.000346**	NS	NS	NS	NS	NS	NS	NS	NS
1,1-Dichloroethene	7	NS	NA	NA	NS	NA	NA	NA	NA	NA	NS	NA	NA	NS	NS	NA	NS	NS	NS	NS	NS	NS	NA	NS	NS	NS	NS	NS	NS	NS	NS
1,2,4-Trimethylbenzene		NS	NA	NA	NS	NA	NA	NA	NA	NA	NS	NA	NA	NS	NS	NA	NS	NS	NS	NS	NS	NS	NA	NS	NS	NS	NS	NS	NS	NS	NS
1,3,5-Trimethylbenzene		NS	NA	NA	NS	NA	NA	NA	NA	NA	NS	NA	NA	NS	NS	NA	NS	NS	NS	NS	NS	NS	NA	NS	NS	NS	NS	NS	NS	NS	NS
1,4-Dichlorobenzene	75	NS	1U	1U	NS	1U	1U	1U	1U	1U	NS	NA	NA	NS	NS	1U	NS	NS	NS	NS	NS	NS	1U	NS	NS	NS	NS	NS	NS	NS	NS
2-Butanone	*26900	NS	50U	50U	NS	50U	50U	50U	50U	50U	NS	**66.4**	NA	NS	NS	50U	NS	NS	NS	NS	NS	NS	50U	NS	NS	NS	NS	NS	NS	NS	NS
Acetone	*75600	NS	50U	50U	NS	25U	25U	25U	25U	25U	NS	**5920**	NA	NS	NS	**3.43J**	NS	NS	NS	NS	NS	NS	50U	NS	NS	NS	NS	NS	NS	NS	NS
Carbon disulfide	*3960	NS	1U	1U	NS	1U	1U	1U	1U	1U	NS	**4.92**	NA	NS	NS	**0.460J**	NS	NS	NS	NS	NS	NS	1U	NS	NS	NS	NS	NS	NS	NS	NS
Chloroform	*80	NS	1U	1U	NS	**0.237J**	1U	1U	1U	1U	NS	**1.66**	NA	NS	NS	1U	NS	NS	NS	NS	NS	NS	1U	NS	NS	NS	NS	NS	NS	NS	NS
cis-DCE	*70	NS	1U	1U	NS	1U	1U	1U	1U	1U	NS	1U	NA	NS	NS	1U	NS	NS	NS	NS	NS	NS	**5.21**	NS	NS	NS	NS	NS	NS	NS	NS
Ethylbenzene	700	NS	NA	NA	NS	NA	NA	NA	NA	NA	NS	NA	NA	NS	NS	NA	NS	NS	NS	NS	NS	NS	NA	NS	NS	NS	NS	NS	NS	NS	NS
Methyl tert-butyl ether		NS	NA	NA	NS	NA	NA	NA	NA	NA	NS	NA	NA	NS	NS	NA	NS	NS	NS	NS	NS	NS	NA	NS	NS	NS	NS	NS	NS	NS	NS
p-Isopropyltoluene	1	NS	1U	1U	NS	1U	1U	1U	1U	1U	NS	1U	NA	NS	NS	1U	NS	NS	NS	NS	NS	NS	1U	NS	NS	NS	NS	NS	NS	NS	NS
PCE	5	NS	1U	1U	NS	**0.462J**	1U	1U	1U	**0.335 J**	NS	1U	NA	NS	NS	1U	NS	NS	NS	NS	NS	NS	1U	NS	NS	NS	NS	NS	NS	NS	NS
Toluene	1000	NS	NA	NA	NS	NA	NA	NA	NA	NA	NS	NA	NA	NS	NS	NA	NS	NS	NS	NS	NS	NS	NA	NS	NS	NS	NS	NS	NS	NS	NS
trans-DCE	100	NS	1U	1U	NS	1U	1U	1U	1U	1U	NS	1U	NA	NS	NS	1U	NS	NS	NS	NS	NS	NS	1U	NS	NS	NS	NS	NS	NS	NS	NS
TCE	5	NS	**79.3**	**145**	NS	**20.6**	**7.8**	**11.1**	**5.60**	**11.8**	NS	**15.4**	NA	NS	NS	**1.43**	NS	NS	NS	NS	NS	NS	1U	NS	NS	NS	NS	NS	NS	NS	NS
Vinyl chloride	2	NS	NA	NA	NS	NA	NA	NA	NA	NA	NS	NA	NA	NS	NS	NA	NS	NS	NS	NS	NS	NS	NA	NS	NS	NS	NS	NS	NS	NS	NS
Xylenes, Total	10000	NS	NA	NA	NS	NA	NA	NA	NA	NA	NS	NA	NA	NS	NS	NA	NS	NS	NS	NS	NS	NS	NA	NS	NS	NS	NS	NS	NS	NS	NS

Abbreviations:

cis-DCE - cis-1,2-Dichloroethene

trans-DCE - trans-1,2-Dichloroethene
PCE - Tetrachloroethene
TCE - Trichloroethene
NA - Not Analyzed
NS - Not Sampled
Notes:
Type 1/3 RRS are in accordance with GA HSRA Criteria for Type 3 Standards (GA HSRA Rule 391-3-19-.07).
Bold indicates concentrations above detection limit.
Yellow shading indicates historical concentrations exceeding historical Type 3 RRSs
Orange shading indicates Oct-18 concentrations exceeding the current Type 3 RRSs
U indicates below detection limit
* Indicates the reporting limit has been changed since the previous sampling events.

Table 2
Summary of Groundwater Analytical Results
C D Technologies
1835 Rockdale Industrial Boulevard
Conyers, Rockdale County, Georgia
HSI No. 10734

Chemical Constituent	Type 1/3 RRS	DMW-2S										DMW-3D										DMW-3S									
		Oct-08	Feb-09	Jun-09	Oct-10	Mar-16	Sep-16	Mar-17	Sep-17	Mar-18	Oct-18	Oct-08	Feb-09	Jun-09	Oct-10	Mar-16	Sep-16	Mar-17	Sep-17	Mar-18	Oct-18	Oct-08	Feb-09	Jun-09	Oct-10	Mar-16	Sep-16	Mar-17	Sep-17	Mar-18	Oct-18
Arsenic	0.01	0.01U	NA	NS	NA	NA	NS	NS	NS	NS	NS	0.0712	0.066	NS	NA	NA	NS	NS	NS	NS	NS	0.01U	NA	NS	NA	NA	NS	NS	NS	NS	NS
Barium	2	0.0859	NA	NS	NA	NA	NS	NS	NS	NS	NS	0.0238	0.0279	NS	NA	NA	NS	NS	NS	NS	NS	0.033	NA	NS	NA	NA	NS	NS	NS	NS	NS
Cadmium	0.005	0.001U	NA	NS	NA	NA	NS	NS	NS	NS	NS	0.0035	0.0037	NS	NA	NA	NS	NS	NS	NS	NS	0.001U	NA	NS	NA	NA	NS	NS	NS	NS	NS
Chromium	0.1	0.005U	NA	NS	NA	NA	NS	NS	NS	NS	NS	0.005U	0.005U	NS	NA	NA	NS	NS	NS	NS	NS	0.005U	NA	NS	NA	NA	NS	NS	NS	NS	NS
Lead	0.015	0.005U	NA	NS	NA	NA	NS	NS	NS	NS	NS	0.0207	0.0149	NS	NA	NA	NS	NS	NS	NS	NS	0.005U	NA	NS	NA	NA	NS	NS	NS	NS	NS
Mercury	0.002	0.0002U	NA	NS	NA	NA	NS	NS	NS	NS	NS	0.0002U	0.0002U	NS	NA	NA	NS	NS	NS	NS	NS	0.0002U	NA	NS	NA	NA	NS	NS	NS	NS	NS
1,1-Dichloroethene	7	NA	NA	NS	NA	NA	NS	NS	NS	NS	NS	NA	NA	NS	NA	NA	NS	NS	NS	NS	NS	NA	NA	NS	NA	NA	NS	NS	NS	NS	NS
1,2,4-Trimethylbenzene		NA	NA	NS	NA	NA	NS	NS	NS	NS	NS	NA	NA	NS	NA	NA	NS	NS	NS	NS	NS	NA	NA	NS	NA	NA	NS	NS	NS	NS	NS
1,3,5-Trimethylbenzene		NA	NA	NS	NA	NA	NS	NS	NS	NS	NS	NA	NA	NS	NA	NA	NS	NS	NS	NS	NS	NA	NA	NS	NA	NA	NS	NS	NS	NS	NS
1,4-Dichlorobenzene	75	NA	NA	NS	1U	1U	NS	NS	NS	NS	NS	NA	NA	NS	1U	1U	NS	NS	NS	NS	NS	NA	NA	NS	1U	1U	NS	NS	NS	NS	NS
2-Butanone	*26900	50U	NA	NS	50U	50U	NS	NS	NS	NS	NS	50U	NA	NS	50U	50U	NS	NS	NS	NS	NS	50U	NA	NS	50U	50U	NS	NS	NS	NS	NS
Acetone	*75600	50U	NA	NS	50U	25U	NS	NS	NS	NS	NS	50U	NA	NS	50U	25U	NS	NS	NS	NS	NS	50U	NA	NS	50U	25U	NS	NS	NS	NS	NS
Carbon disulfide	*3960	1U	NA	NS	1U	1U	NS	NS	NS	NS	NS	1U	NA	NS	1U	1U	NS	NS	NS	NS	NS	1U	NA	NS	1U	1U	NS	NS	NS	NS	NS
Chloroform	*80	1U	NA	NS	1U	1U	NS	NS	NS	NS	NS	1U	NA	NS	1U	1U	NS	NS	NS	NS	NS	1U	NA	NS	1U	1U	NS	NS	NS	NS	NS
cis-DCE	*70	1U	NA	NS	1U	1U	NS	NS	NS	NS	NS	1.27	NA	NS	3.59	1U	NS	NS	NS	NS	NS	1U	NA	NS	1U	1U	NS	NS	NS	NS	NS
Ethylbenzene	700	NA	NA	NS	NA	NA	NS	NS	NS	NS	NS	NA	NA	NS	NA	NA	NS	NS	NS	NS	NS	NA	NA	NS	NA	NA	NS	NS	NS	NS	NS
Methyl tert-butyl ether		NA	NA	NS	NA	NA	NS	NS	NS	NS	NS	NA	NA	NS	NA	NA	NS	NS	NS	NS	NS	NA	NA	NS	NA	NA	NS	NS	NS	NS	NS
p-Isopropyltoluene	1	1U	NA	NS	1U	1U	NS	NS	NS	NS	NS	1U	NA	NS	1U	1U	NS	NS	NS	NS	NS	1U	NA	NS	1U	1U	NS	NS	NS	NS	NS
PCE	5	NA	NA	NS	1U	1U	NS	NS	NS	NS	NS	8.21	NA	NS	17.2	2.81	NS	NS	NS	NS	NS	NA	NA	NS	1U	0.205J	NS	NS	NS	NS	NS
Toluene	1000	NA	NA	NS	NA	NA	NS	NS	NS	NS	NS	NA	NA	NS	NA	NA	NS	NS	NS	NS	NS	NA	NA	NS	NA	NA	NS	NS	NS	NS	NS
trans-DCE	100	1U	NA	NS	1U	1U	NS	NS	NS	NS	NS	1U	NA	NS	1U	1U	NS	NS	NS	NS	NS	1U	NA	NS	1U	1U	NS	NS	NS	NS	NS
TCE	5	1U	NA	NS	1U	0.259J	NS	NS	NS	NS	NS	65.1	NA	NS	36.7	6.64	NS	NS	NS	NS	NS	1.33	NA	NS	1.02	0.688J	NS	NS	NS	NS	NS
Vinyl chloride	2	NA	NA	NS	NA	NA	NS	NS	NS	NS	NS	NA	NA	NS	NA	NA	NS	NS	NS	NS	NS	NA	NA	NS	NA	NA	NS	NS	NS	NS	NS
Xylenes, Total	10000	NA	NA	NS	NA	NA	NS	NS	NS	NS	NS	NA	NA	NS	NA	NA	NS	NS	NS	NS	NS	NA	NA	NS	NA	NA	NS	NS	NS	NS	NS

Chemical Constituent	Type 1/3 RRS	INJ-01										INJ-02										OBS-1									
		Oct-08	Feb-09	Jun-09	Oct-10	Feb-16	Sep-16	Mar-17	Sep-17	Mar-18	Oct-18	Oct-08	Feb-09	Jun-09	Oct-10	Mar-16	Sep-16	Mar-17	Sep-17	Mar-18	Oct-18	Oct-08	Feb-09	Jun-09	Oct-10	Feb-16	Sep-16	Mar-17	Sep-17	Mar-18	Oct-18
Arsenic	0.01	1U	NA	NS	NS	NA	NS	NS	NS	NS	NS	NA	0.01U	NS	NS	NA	NS	NS	NS	NS	NS	1U	NA	NS	NS	NA	NS	NS	NS	NS	NS
Barium	2	1U	NA	NS	NS	NA	NS	NS	NS	NS	NS	NA	0.0457	NS	NS	NA	NS	NS	NS	NS	NS	1U	NA	NS	NS	NA	NS	NS	NS	NS	NS
Cadmium	0.005	0.1U	NA	NS	NS	NA	NS	NS	NS	NS	NS	NA	0.001U	NS	NS	NA	NS	NS	NS	NS	NS	0.1U	NA	NS	NS	NA	NS	NS	NS	NS	NS
Chromium	0.1	0.5U	NA	NS	NS	NA	NS	NS	NS	NS	NS	NA	0.005U	NS	NS	NA	NS	NS	NS	NS	NS	0.5U	NA	NS	NS	NA	NS	NS	NS	NS	NS
Lead	0.015	0.5U	NA	NS	NS	NA	NS	NS	NS	NS	NS	NA	0.005U	NS	NS	NA	NS	NS	NS	NS	NS	0.5U	NA	NS	NS	NA	NS	NS	NS	NS	NS
Mercury	0.002	0.0002U	NA	NS	NS	NA	NS	NS	NS	NS	NS	NA	0.0002U	NS	NS	NA	NS	NS	NS	NS	NS	0.0002U	NA	NS	NS	NA	NS	NS	NS	NS	NS
1,1-Dichloroethene	7	NA	NA	NS	NS	NA	NS	NS	NS	NS	NS	NA	NA	NS	NS	NA	NS	NS	NS	NS	NS	NA	NA	NS	NS	NA	NS	NS	NS	NS	NS
1,2,4-Trimethylbenzene		NA	NA	NS	NS	NA	NS	NS	NS	NS	NS	NA	NA	NS	NS	NA	NS	NS	NS	NS	NS	NA	NA	NS	NS	NA	NS	NS	NS	NS	NS
1,3,5-Trimethylbenzene		NA	NA	NS	NS	NA	NS	NS	NS	NS	NS	NA	NA	NS	NS	NA	NS	NS	NS	NS	NS	NA	NA	NS	NS	NA	NS	NS	NS	NS	NS
1,4-Dichlorobenzene	75	NA	1U	NS	NS	1U	NS	NS	NS	NS	NS	NA	1U	NS	NS	1U	NS	NS	NS	NS	NS	NA	NA	NS	NS	1U	NS	NS	NS	NS	NS
2-Butanone	*26900	50U	70.3	NS	NS	50U	NS	NS	NS	NS	NS	50U	50U	NS	NS	50U	NS	NS	NS	NS	NS	189	NA	NS	NS	50U	NS	NS	NS	NS	NS
Acetone	*75600	11100	3260	NS	NS	25U	NS	NS	NS	NS	NS	50U	50U	NS	NS	25U	NS	NS	NS	NS	NS	5660	NA	NS	NS	25U	NS	NS	NS	NS	NS
Carbon disulfide	*3960	30.3	8.65	NS	NS	1U	NS	NS	NS	NS	NS	1U	1U	NS	NS	1U	NS	NS	NS	NS	NS	5.48	NA	NS	NS	1U	NS	NS	NS	NS	NS
Chloroform	*80	2.96	1.43	NS	NS	1U	NS	NS	NS	NS	NS	1U	1U	NS	NS	1U	NS	NS	NS	NS	NS	1.02	NA	NS	NS	1U	NS	NS	NS	NS	NS
cis-DCE	*70	1U	1U	NS	NS	1U	NS	NS	NS	NS	NS	46	2.69	NS	NS	10.7	NS	NS	NS	NS	NS	1U	NA	NS	NS	1U	NS	NS	NS	NS	NS
Ethylbenzene	700	NA	NA	NS	NS	NA	NS	NS	NS	NS	NS	NA	NA	NS	NS	NA	NS	NS	NS	NS	NS	NA	NA	NS	NS	NA	NS	NS	NS	NS	NS
Methyl tert-butyl ether		NA	NA	NS	NS	NA	NS	NS	NS	NS	NS	NA	NA	NS	NS	NA	NS	NS	NS	NS	NS	NA	NA	NS	NS	NA	NS	NS	NS	NS	NS
p-Isopropyltoluene	1	1U	1U	NS	NS	1U	NS	NS	NS	NS	NS	1U	1U	NS	NS	1U	NS	NS	NS	NS	NS	1U	NA	NS	NS	1U	NS	NS	NS	NS	NS
PCE	5	1U	1U	NS	NS	1U	NS	NS	NS	NS	NS	1U	1U	NS	NS	1U	NS	NS	NS	NS	NS	1U	NA	NS	NS	1U	NS	NS	NS	NS	NS
Toluene	1000	NA	NA	NS	NS	NA	NS	NS	NS	NS	NS	NA	NA	NS	NS	NA	NS	NS	NS	NS	NS	NA	NA	NS	NS	NA	NS	NS	NS	NS	NS
trans-DCE	100	1U	1U	NS	NS	1U	NS	NS	NS	NS	NS	1U	1U	NS	NS	1U	NS	NS	NS	NS	NS	1U	NA	NS	NS	1U	NS	NS	NS	NS	NS
TCE	5	30.9	2.3	NS	NS	0.265J	NS	NS	NS	NS	NS	1U	1U	NS	NS	14.2	NS	NS	NS	NS	NS	8.3	NA	NS	NS	0.332J	NS	NS	NS	NS	NS
Vinyl chloride	2	NA	NA	NS	NS	NA	NS	NS	NS	NS	NS	NA	NA	NS	NS	NA	NS	NS	NS	NS	NS	NA	NA	NS	NS	NA	NS	NS	NS	NS	NS
Xylenes, Total	10000	NA	NA	NS	NS	NA	NS	NS	NS	NS	NS	NA	NA	NS	NS	NA	NS	NS	NS	NS	NS	NA	NA	NS	NS	NA	NS	NS	NS	NS	NS

Chemical Constituent	Type 1/3 RRS	OBS-4						OBS-5						OBS-6						OBS-7						OBS-8					
		Mar-16	Sep-16	Mar-17	Sep-17	Mar-18	Oct-18	Mar-16	Sep-16	Mar-17	Sep-17	Mar-18	Oct-18	Mar-16	Sep-16	Mar-17	Sep-17	Mar-18	Oct-18	Mar-16	Sep-16	Mar-17	Sep-17	Mar-18	Oct-18	Mar-16	Sep-16	Mar-17	Sep-17	Mar-18	Oct-18
Arsenic	0.01	NA	NS	NS	NS	NS	NS	NA	NS	NS	NS	NS	NS	NA	NS	NS	NS	NS	NS	NA	NS	NS	NS	NS	NS	NA	NA	NA	NA	NA	NA
Barium	2	NA	NS	NS	NS	NS	NS	NA	NS	NS	NS	NS	NS	NA	NS	NS	NS	NS	NS	NA	NS	NS	NS	NS	NS	NA	NA	NA	NA	NA	NA
Cadmium	0.005	NA	NS	NS	NS	NS	NS	NA	NS	NS	NS	NS	NS	NA	NS	NS	NS	NS	NS	NA	NS	NS	NS	NS	NS	NA	NA	NA	NA	NA	NA
Chromium	0.1	NA	NS	NS	NS	NS	NS	NA	NS	NS	NS	NS	NS	NA	NS	NS	NS	NS	NS	NA	NS	NS	NS	NS	NS	NA	NA	NA	NA	NA	NA
Lead	0.015	NA	NS	NS	NS	NS	NS	NA	NS	NS	NS	NS	NS	NA	NS	NS	NS	NS	NS	NA	NS	NS	NS	NS	NS	NA	NA	NA	NA	NA	NA
Mercury	0.002	NA	NS	NS	NS	NS	NS	NA	NS	NS	NS	NS	NS	NA	NS	NS	NS	NS	NS	NA	NS	NS	NS	NS	NS	NA	NA	NA	NA	NA	NA
1,1-Dichloroethene	7	NA	NS	NS	NS	NS	NS	NA	NS	NS	NS	NS	NS	NA	NS	NS	NS	NS	NS	NA	NS	NS	NS	NS	NS	NA	NA	NA	NA	NA	1.68J
1,2,4-Trimethylbenzene		NA	NS	NS	NS	NS	NS	NA	NS	NS	NS	NS	NS	NA	NS	NS	NS	NS	NS	NA	NS	NS	NS	NS	NS	NA	NA	NA	NA	NA	5U
1,3,5-Trimethylbenzene		NA	NS	NS	NS	NS	NS	NA	NS	NS	NS	NS	NS	NA	NS	NS	NS	NS	NS	NA	NS	NS	NS	NS	NS	NA	NA	NA	NA	NA	5U
1,4-Dichlorobenzene	75	1U	NS	NS	NS	NS	NS	1U	NS	NS	NS	NS	NS	1U	NS	NS	NS	NS	NS	1U	NS	NS	NS	NS	NS	1U	1U	5U	5U	5U	5U
2-Butanone	*26900	21.6J	NS	NS	NS	NS	NS	567	NS	NS	NS	NS	NS	1U	NS	NS	NS	NS	NS	50U	NS	NS	NS	NS	NS	188	50U	250U	250U	14.7J	250U
Acetone	*75600	9.69J	NS	NS	NS	NS	NS	162	NS	NS	NS	NS	NS	9.07J	NS	NS	NS	NS	NS	3.75J	NS	NS	NS	NS	NS	146	56.1J	125U	125U	26.2J	32.9J
Carbon disulfide	*3960	1U	NS	NS	NS	NS	NS	0.728J	NS	NS	NS	NS	NS	0.908J	NS	NS	NS	NS	NS	1U	NS	NS	NS	NS	NS	4.77	5.39	5U	5U	5U	1.54J
Chloroform	*80	1U	NS	NS	NS	NS	NS	1U	NS	NS	NS	NS	NS	1U	NS	NS	NS	NS	NS	1U	NS	NS	NS	NS	NS	1U	1U	5U	5U	5U	5U
cis-DCE	*70	0.680J	NS	NS	NS	NS	NS	86.3	NS	NS	NS	NS	NS	0.873J	NS	NS	NS	NS	NS	1.43	NS	NS	NS	NS	NS	244	187	154	121	171	92.6
Ethylbenzene	700	NA	NS	NS	NS	NS	NS	NA	NS	NS	NS	NS	NS	NA	NS	NS	NS	NS	NS	NA	NS	NS	NS	NS	NS	NA	NA	NA	NA	NA	5U
Methyl tert-butyl ether		NA	NS	NS	NS	NS	NS	NA	NS	NS	NS	NS	NS	NA	NS	NS	NS	NS	NS	NA	NS	NS	NS	NS	NS	NA	NA	NA	NA	NA	5U
p-Isopropyltoluene	1	NA	NS	NS	NS	NS	NS	1U	NS	NS	NS	NS	NS	1U	NS	NS	NS	NS	NS	1U	NS	NS	NS	NS	NS	1U	1U	5U	5U	5U	5U
PCE	5	2.53	NS	NS	NS	NS	NS	0.920J	NS	NS	NS	NS	NS	0.304J	NS	NS	NS	NS	NS	0.275J	NS	NS	NS	NS	NS	1.04	0.832J	5U	5U	5U	1.13J
Toluene	1000	NA	NS	NS	NS	NS	NS	NA	NS	NS	NS	NS	NS	NA	NS	NS	NS	NS	NS	NA	NS	NS	NS	NS	NS	NA	NA	NA	NA	NA	5U
trans-DCE	100	1U	NS	NS	NS	NS	NS	0.567J	NS	NS	NS	NS	NS	1U	NS	NS	NS	NS	NS	1U	NS	NS	NS	NS	NS	1.58	0.920J	5U	5U	5U	5U
TCE	5	94.1	NS	NS	NS	NS	NS	82.3	NS	NS	NS	NS	NS	617	NS	NS	NS	NS	NS	363	NS	NS	NS	NS	NS	598	592	807	787	802	721
Vinyl chloride	2	NA	NS	NS	NS	NS	NS	NA	NS	NS	NS	NS	NS	NA	NS	NS	NS	NS	NS	NA	NS	NS	NS	NS	NS	NA	NA	NA	NA	NA	1.13J
Xylenes, Total	10000	NA	NS	NS	NS	NS	NS	NA	NS	NS	NS	NS	NS	NA	NS	NS	NS	NS	NS	NA	NS	NS	NS	NS	NS	NA	NA	NA	NA	NA	15U

Abbreviations:

cis-DCE - cis-1,2-Dichloroethene

trans-DCE - trans-1,2-Dichloroethene
PCE - Tetrachloroethene
TCE - Trichloroethene
NA - Not Analyzed
NS - Not Sampled
Notes:
Type 1/3 RRS are in accordance with GA HSRA Criteria for Type 3 Standards (GA HSRA Rule 391-3-19-.07).
Bold indicates concentrations above detection limit.
Yellow shading indicates historical concentrations exceeding historical Type 3 RRSs
Orange shading indicates Oct-18 concentrations exceeding the current Type 3 RRSs
U indicates below detection limit
* Indicates the reporting limit has been changed since the previous sampling events.

Table 2
Summary of Groundwater Analytical Results
C D Technologies
1835 Rockdale Industrial Boulevard
Conyers, Rockdale County, Georgia
HSI No. 10734

Chemical Constituent	Type 1/3 RRS	MW-25 SBR								MW-26 SBR								MW-27 SBR							
		Jun-09	Oct-10	Mar-16	Sep-16	Mar-17	Sep-17	Mar-18	Oct-18	Jun-09	Oct-10	Mar-16	Sep-16	Mar-17	Sep-17	Mar-18	Oct-18	Jun-09	Oct-10	Mar-16	Sep-16	Mar-17	Sep-17	Mar-18	Oct-18
Arsenic	0.01	NA	NS	NA	NS	NS	NS	NS	NS	NA	NS	NA	NS	NS	NS	NS	NS	NS	NS	NS	NS	NA	NS	NS	NS
Barium	2	NA	NS	NA	NS	NS	NS	NS	NS	NA	NS	NA	NS	NS	NS	NS	NS	NS	NS	NS	NS	NA	NS	NS	NS
Cadmium	0.005	NA	NS	NA	NS	NS	NS	NS	NS	NA	NS	NA	NS	NS	NS	NS	NS	NS	NS	NS	NS	NA	NS	NS	NS
Chromium	0.1	NA	NS	NA	NS	NS	NS	NS	NS	NA	NS	NA	NS	NS	NS	NS	NS	NS	NS	NS	NS	NA	NS	NS	NS
Lead	0.015	NA	NS	NA	NS	NS	NS	NS	NS	NA	NS	NA	NS	NS	NS	NS	NS	NS	NS	NS	NS	NA	NS	NS	NS
Mercury	0.002	NA	NS	NA	NS	NS	NS	NS	NS	NA	NS	NA	NS	NS	NS	NS	NS	NS	NS	NS	NS	NA	NS	NS	NS
1,1-Dichloroethene	7	NA	NS	NA	NS	NS	NS	NS	NS	NA	NS	NA	NS	NS	NS	NS	NS	NS	NS	NS	NS	NA	NS	NS	NS
1,2,4-Trimethylbenzene		NA	NS	NA	NS	NS	NS	NS	NS	NA	NS	NA	NS	NS	NS	NS	NS	NS	NS	NS	NS	NA	NS	NS	NS
1,3,5-Trimethylbenzene		NA	NS	NA	NS	NS	NS	NS	NS	NA	NS	NA	NS	NS	NS	NS	NS	NS	NS	NS	NS	NA	NS	NS	NS
1,4-Dichlorobenzene	75	1U	NS	1U	NS	NS	NS	NS	NS	1U	NS	1U	NS	NS	NS	NS	NS	NS	NS	NS	NS	1U	NS	NS	NS
2-Butanone	*26900	50U	NS	50U	NS	NS	NS	NS	NS	50U	NS	50U	NS	NS	NS	NS	NS	NS	NS	NS	NS	50U	NS	NS	NS
Acetone	*75600	50U	NS	25U	NS	NS	NS	NS	NS	50U	NS	25U	NS	NS	NS	NS	NS	NS	NS	NS	NS	25U	NS	NS	NS
Carbon disulfide	*3960	1U	NS	1U	NS	NS	NS	NS	NS	1U	NS	1U	NS	NS	NS	NS	NS	NS	NS	NS	NS	1U	NS	NS	NS
Chloroform	*80	1U	NS	1U	NS	NS	NS	NS	NS	1U	NS	1U	NS	NS	NS	NS	NS	NS	NS	NS	NS	1U	NS	NS	NS
cis-DCE	*70	1U	NS	1U	NS	NS	NS	NS	NS	1U	NS	1U	NS	NS	NS	NS	NS	NS	NS	NS	NS	1U	NS	NS	NS
Ethylbenzene	700	NA	NS	NA	NS	NS	NS	NS	NS	NA	NS	NA	NS	NS	NS	NS	NS	NS	NS	NS	NS	NA	NS	NS	NS
Methyl tert-butyl ether		NA	NS	NA	NS	NS	NS	NS	NS	NA	NS	NA	NS	NS	NS	NS	NS	NS	NS	NS	NS	NA	NS	NS	NS
p-Isopropyltoluene	1	1U	NS	1U	NS	NS	NS	NS	NS	1U	NS	1U	NS	NS	NS	NS	NS	NS	NS	NS	NS	1U	NS	NS	NS
PCE	5	1U	NS	1U	NS	NS	NS	NS	NS	**6.96**	NS	**2.93**	NS	NS	NS	NS	NS	NS	NS	NS	NS	1U	NS	NS	NS
Toluene	1000	NA	NS	NA	NS	NS	NS	NS	NS	NA	NS	NA	NS	NS	NS	NS	NS	NS	NS	NS	NS	NA	NS	NS	NS
trans-DCE	100	1U	NS	1U	NS	NS	NS	NS	NS	1U	NS	1U	NS	NS	NS	NS	NS	NS	NS	NS	NS	1U	NS	NS	NS
TCE	5	1U	NS	1U	NS	NS	NS	NS	NS	**8.57**	NS	**2.13**	NS	NS	NS	NS	NS	NS	NS	NS	NS	**0.417J**	NS	NS	NS
Vinyl chloride	2	NA	NS	NA	NS	NS	NS	NS	NS	NA	NS	NA	NS	NS	NS	NS	NS	NS	NS	NS	NS	NA	NS	NS	NS
Xylenes, Total	10000	NA	NS	NA	NS	NS	NS	NS	NS	NA	NS	NA	NS	NS	NS	NS	NS	NS	NS	NS	NS	NA	NS	NS	NS

Chemical Constituent	Type 1/3 RRS	MW-32 SBR								MW-33 SBR								MW-34 SBR							
		Jun-09	Oct-10	Mar-16	Sep-16	Mar-17	Sep-17	Mar-18	Oct-18	Jun-09	Oct-10	Mar-16	Sep-16	Mar-17	Sep-17	Mar-18	Oct-18	Jun-09	Oct-10	Mar-16	Sep-16	Mar-17	Sep-17	Mar-18	Oct-18
Arsenic	0.01	NA	NS	NA	NS	NS	NS	NS	NS	NA	NS	NA	NS	NS	NS	NS	NS	NA	NS	NA	NS	NS	NS	NS	NS
Barium	2	NA	NS	NA	NS	NS	NS	NS	NS	NA	NS	NA	NS	NS	NS	NS	NS	NA	NS	NA	NS	NS	NS	NS	NS
Cadmium	0.005	NA	NS	NA	NS	NS	NS	NS	NS	NA	NS	NA	NS	NS	NS	NS	NS	NA	NS	NA	NS	NS	NS	NS	NS
Chromium	0.1	NA	NS	NA	NS	NS	NS	NS	NS	NA	NS	NA	NS	NS	NS	NS	NS	NA	NS	NA	NS	NS	NS	NS	NS
Lead	0.015	NA	NS	NA	NS	NS	NS	NS	NS	NA	NS	NA	NS	NS	NS	NS	NS	NA	NS	NA	NS	NS	NS	NS	NS
Mercury	0.002	NA	NS	NA	NS	NS	NS	NS	NS	NA	NS	NA	NS	NS	NS	NS	NS	NA	NS	NA	NS	NS	NS	NS	NS
1,1-Dichloroethene	7	NA	NS	NA	NS	NS	NS	NS	NS	NA	NS	NA	NS	NS	NS	NS	NS	NA	NS	NA	NS	NS	NS	NS	NS
1,2,4-Trimethylbenzene		NA	NS	NA	NS	NS	NS	NS	NS	NA	NS	NA	NS	NS	NS	NS	NS	NA	NS	NA	NS	NS	NS	NS	NS
1,3,5-Trimethylbenzene		NA	NS	NA	NS	NS	NS	NS	NS	NA	NS	NA	NS	NS	NS	NS	NS	NA	NS	NA	NS	NS	NS	NS	NS
1,4-Dichlorobenzene	75	**1.87**	NS	**0.671J**	NS	NS	NS	NS	NS	**5.98**	NS	**2.91**	NS	NS	NS	NS	NS	1U	NS	1U	NS	NS	NS	NS	NS
2-Butanone	*26900	50U	NS	50U	NS	NS	NS	NS	NS	50U	NS	50U	NS	NS	NS	NS	NS	50U	NS	50U	NS	NS	NS	NS	NS
Acetone	*75600	50U	NS	25U	NS	NS	NS	NS	NS	50U	NS	25U	NS	NS	NS	NS	NS	50U	NS	25U	NS	NS	NS	NS	NS
Carbon disulfide	*3960	1U	NS	1U	NS	NS	NS	NS	NS	1U	NS	1U	NS	NS	NS	NS	NS	1U	NS	1U	NS	NS	NS	NS	NS
Chloroform	*80	1U	NS	1U	NS	NS	NS	NS	NS	1U	NS	1U	NS	NS	NS	NS	NS	1U	NS	**0.312J**	NS	NS	NS	NS	NS
cis-DCE	*70	1U	NS	**0.261J**	NS	NS	NS	NS	NS	**1.32**	NS	**0.625J**	NS	NS	NS	NS	NS	1U	NS	1U	NS	NS	NS	NS	NS
Ethylbenzene	700	NA	NS	NA	NS	NS	NS	NS	NS	NA	NS	NA	NS	NS	NS	NS	NS	NA	NS	NA	NS	NS	NS	NS	NS
Methyl tert-butyl ether		NA	NS	NA	NS	NS	NS	NS	NS	NA	NS	NA	NS	NS	NS	NS	NS	NA	NS	NA	NS	NS	NS	NS	NS
p-Isopropyltoluene	1	1U	NS	1U	NS	NS	NS	NS	NS	1U	NS	1U	NS	NS	NS	NS	NS	1U	NS	1U	NS	NS	NS	NS	NS
PCE	5	1U	NS	1U	NS	NS	NS	NS	NS	**14.8**	NS	**13.4**	NS	NS	NS	NS	NS	1U	NS	1U	NS	NS	NS	NS	NS
Toluene	1000	NA	NS	NA	NS	NS	NS	NS	NS	NA	NS	NA	NS	NS	NS	NS	NS	NA	NS	NA	NS	NS	NS	NS	NS
trans-DCE	100	1U	NS	1U	NS	NS	NS	NS	NS	1U	NS	1U	NS	NS	NS	NS	NS	1U	NS	1U	NS	NS	NS	NS	NS
TCE	5	**1.92**	NS	**0.760J**	NS	NS	NS	NS	NS	**1.91**	NS	**1.71**	NS	NS	NS	NS	NS	1U	NS	**0.541J**	NS	NS	NS	NS	NS
Vinyl chloride	2	NA	NS	NA	NS	NS	NS	NS	NS	NA	NS	NA	NS	NS	NS	NS	NS	NA	NS	NA	NS	NS	NS	NS	NS
Xylenes, Total	10000	NA	NS	NA	NS	NS	NS	NS	NS	NA	NS	NA	NS	NS	NS	NS	NS	NA	NS	NA	NS	NS	NS	NS	NS

Chemical Constituent	Type 1/3 RRS	MW-36 SBR							MW-37 SBR							MW-38 SBR							
		Oct-10	Mar-16	Sep-16	Mar-17	Sep-17	Mar-18	Oct-18	Oct-10	Mar-16	Sep-16	Mar-17	Sep-17	Mar-18	Oct-18	Oct-10	Mar-16	Sep-16	Mar-17	Sep-17	Mar-18	Oct-18
Arsenic	0.01	NA	NA	NA	NA	NA	NA	NA	NA	NA	NA	NA	NA	NA	NA	NA	NA	NA	NA	NA	NA	NA
Barium	2	NA	NA	NA	NA	NA	NA	NA	NA	NA	NA	NA	NA	NA	NA	NA	NA	NA	NA	NA	NA	NA
Cadmium	0.005	NA	NA	NA	NA	NA	NA	NA	NA	NA	NA	NA	NA	NA	NA	NA	NA	NA	NA	NA	NA	NA
Chromium	0.1	NA	NA	NA	NA	NA	NA	NA	NA	NA	NA	NA	NA	NA	NA	NA	NA	NA	NA	NA	NA	NA
Lead	0.015	0.500U	NA	NA	NA	NA	NA	NA	0.500U (M4)	**0.00894**	NS	NS	NS	NS	NA	0.500U	NA	NA	NA	NA	NA	NA
Mercury	0.002	NA	NA	NA	NA	NA	NA	NA	NA	NA	NA	NA	NA	NA	NA	NA	NA	NA	NA	NA	NA	NA
1,1-Dichloroethene	7	NA	NA	NA	NA	NA	NA	**0.270J**	NA	NA	NA	NA	NA	NA	0.301J	NA	NA	NA	NA	NA	NA	**1.50J**
1,2,4-Trimethylbenzene		NA	NA	NA	NA	NA	NA	1U	NA	NA	NA	NA	NA	NA	0.174J	NA	NA	NA	NA	NA	NA	5U
1,3,5-Trimethylbenzene		NA	NA	NA	NA	NA	NA	1U	NA	NA	NA	NA	NA	NA	1U	NA	NA	NA	NA	NA	NA	5U
1,4-Dichlorobenzene	75	1U	1U	1U	1U	1U	1U	1U	1U	1U	1U	1U	1U	1U	1U	1U	1U	1U	5U	1U	5U	5U
2-Butanone	*26900	50U	50U	50U	50U	50U	50U	50U	50U	50U	50U	50U	50U	50U	50U	50U	50U	**51.8J**	**42.0J**	50U	250U	250U
Acetone	*75600	50U	25U	25U	25U	25U	25U	25U	50U	**5.02J**	**5.02J**	25U	25U	25U	25U	50U	**112**	**98.3J**	**63.5J**	**18.0 J**	125U	125U
Carbon disulfide	*3960	1U	1U	1U	1U	1U	1U	1U	1U	1U	1U	1U	1U	1U	1U	1U	**2.4**	**2.72J**	**1.30J**	**2.35 J**	5U	5U
Chloroform	*80	**1.96**	1U	1U	1U	**0.279 J**	**0.240J**	**0.434J**	**7.9**	1U	**0.234J**	1U	**0.427 J**	**0.400J**	**0.597J**	1U	**0.336J**	1U	5U	5U	5U	5U
cis-DCE	*70	1U	1U	1U	1U	**0.232 J**	**0.280J**	**0.298J**	1U	**0.253J**	**0.647J**	1U	**1.57**	**0.816J**	**0.355J**	1U	**23**	**29.6**	**33.7**	**39.8**	**38.6**	**33.3**
Ethylbenzene	700	NA	NA	NA	NA	NA	NA	1U	NA	NA	NA	NA	NA	NA	1U	NA	NA	NA	NA	NA	NA	5U
Methyl tert-butyl ether		NA	NA	NA	NA	NA	NA	1U	NA	NA	NA	NA	NA	NA	1U	NA	NA	NA	NA	NA	NA	5U
p-Isopropyltoluene	1	1U	1U	1U	1U	1U	1U	1U	1U	1U	1U	1U	1U	1U	1U	1U	1U	1U	5U	5U	5U	5U
PCE	5	**2.89**	**1.15**	**3.15**	**2.76**	**3.66**	**4.23**	**4.08**	**2.59**	**1.33**	**1.95**	**1.22**	**1.88**	**1.59**	**1.42**	**1.16**	**1.96**	**1.69J**	5U	**2.14 J**	**1.74J**	**2.82J**
Toluene	1000	NA	NA	NA	NA	NA	NA	1U	NA	NA	NA	NA	NA	NA	1U	NA	NA	NA	NA	NA	NA	5U
trans-DCE	100	1U	1U	1U	1U	1U	1U	1U	`	1U	1U	1U	1U	1U	1U	1U	1U	1U	5U	5U	5U	5U
TCE	5	**217**	**83.1**	**134**	**131**	**149**	**149**	**158**	**460**	**130**	**164**	**183**	**245**	**216**	**233**	**486**	**535**	**436**	**525**	**549**	**428**	**563**
Vinyl chloride	2	NA	NA	NA	NA	NA	NA	1U	NA	NA	NA	NA	NA	NA	1U	NA	NA	NA	NA	NA	NA	5U
Xylenes, Total	10000	NA	NA	NA	NA	NA	NA	3U	NA	NA	NA	NA	NA	NA	3U	NA	NA	NA	NA	NA	NA	15U

Abbreviations:

cis-DCE - cis-1,2-Dichloroethene

trans-DCE - trans-1,2-Dichloroethene
PCE - Tetrachloroethene
TCE - Trichloroethene
NA - Not Analyzed
NS - Not Sampled
Notes:
Type 1/3 RRS are in accordance with GA HSRA Criteria for Type 3 Standards (GA HSRA Rule 391-3-19-.07).
Bold indicates concentrations above detection limit.
Yellow shading indicates historical concentrations exceeding historical Type 3 RRSs
Orange shading indicates Oct-18 concentrations exceeding the current Type 3 RRSs
U indicates below detection limit
* Indicates the reporting limit has been changed since the previous sampling events.

Table 2
Summary of Groundwater Analytical Results
C D Technologies
1835 Rockdale Industrial Boulevard
Conyers, Rockdale County, Georgia
HSI No. 10734

Chemical Constituent	Type 1/3 RRS	MW-28 SBR								MW-28 DBR							
		Jun-09	Oct-10	Mar-16	Sep-16	Mar-17	Sep-17	Mar-18	Oct-18	Jun-09	Oct-10	Mar-16	Sep-16	Mar-17	Sep-17	Mar-18	Oct-18
Arsenic	0.01	NA	NS	NA	NS	NS	NS	NS	NS	NA	NS	NA	NS	NS	NS	NS	NA
Barium	2	NA	NS	NA	NS	NS	NS	NS	NS	NA	NS	NA	NS	NS	NS	NS	NA
Cadmium	0.005	NA	NS	NA	NS	NS	NS	NS	NS	NA	NS	NA	NS	NS	NS	NS	NA
Chromium	0.1	NA	NS	NA	NS	NS	NS	NS	NS	NA	NS	NA	NS	NS	NS	NS	NA
Lead	0.015	NA	NS	NA	NS	NS	NS	NS	NS	NA	NS	NA	NS	NS	NS	NS	NA
Mercury	0.002	NA	NS	NA	NS	NS	NS	NS	NS	NA	NS	NA	NS	NS	NS	NS	NA
1,1-Dichloroethene	7	NA	NS	NA	NS	NS	NS	NS	NS	NA	NS	NA	NS	NS	NS	NS	1U
1,2,4-Trimethylbenzene		NA	NS	NA	NS	NS	NS	NS	NS	NA	NS	NA	NS	NS	NS	NS	**0.181JB**
1,3,5-Trimethylbenzene		NA	NS	NA	NS	NS	NS	NS	NS	NA	NS	NA	NS	NS	NS	NS	1U
1,4-Dichlorobenzene	75	1U	NS	1U	NS	NS	NS	NS	NS	1U	NS	1U	NS	NS	NS	NS	1U
2-Butanone	*26900	50U	NS	50U	NS	NS	NS	NS	NS	50U	NS	50U	NS	NS	NS	NS	50U
Acetone	*75600	50U	NS	25U	NS	NS	NS	NS	NS	50U	NS	25U	NS	NS	NS	NS	25U
Carbon disulfide	*3960	1U	NS	1U	NS	NS	NS	NS	NS	1U	NS	1U	NS	NS	NS	NS	1U
Chloroform	*80	1U	NS	1U	NS	NS	NS	NS	NS	1U	NS	1U	NS	NS	NS	NS	1U
cis-DCE	*70	**4.07**	NS	1U	NS	NS	NS	NS	NS	**2.86**	NS	**3.36**	NS	NS	NS	NS	**4.68**
Ethylbenzene	700	NA	NS	NA	NS	NS	NS	NS	NS	NA	NS	NA	NS	NS	NS	NS	1U
Methyl tert-butyl ether		NA	NS	NA	NS	NS	NS	NS	NS	NA	NS	NA	NS	NS	NS	NS	1U
p-Isopropyltoluene	1	1U	NS	1U	NS	NS	NS	NS	NS	1U	NS	1U	NS	NS	NS	NS	1U
PCE	5	1U	NS	**3.99**	NS	NS	NS	NS	NS	**1.13**	NS	**2.94**	NS	NS	NS	NS	**4.08**
Toluene	1000	NA	NS	NA	NS	NS	NS	NS	NS	NA	NS	NA	NS	NS	NS	NS	1U
trans-DCE	100	1U	NS	1U	NS	NS	NS	NS	NS	1U	NS	1U	NS	NS	NS	NS	1U
TCE	5	**5.55**	NS	**14.3**	NS	NS	NS	NS	NS	**7.65**	NS	**37.3**	NS	NS	NS	NS	**29.2**
Vinyl chloride	2	NA	NS	NA	NS	NS	NS	NS	NS	NA	NS	NA	NS	NS	NS	NS	1U
Xylenes, Total	10000	NA	NS	NA	NS	NS	NS	NS	NS	NA	NS	NA	NS	NS	NS	NS	3U

Chemical Constituent	Type 1/3 RRS	MW-29 SBR								MW-30 SBR							
		Jun-09	Oct-10	Feb-16	Sep-16	Mar-17	Sep-17	Mar-18	Oct-18	Jun-09	Oct-10	Mar-16	Sep-16	Mar-17	Sep-17	Mar-18	Oct-18
Arsenic	0.01	NA	NS	NA	NA	NA	NA	NA	NA	NA	NS	NA	NA	NA	NA	NA	NA
Barium	2	NA	NS	NA	NA	NA	NA	NA	NA	NA	NS	NA	NA	NA	NA	NA	NA
Cadmium	0.005	NA	NS	NA	NA	NA	NA	NA	NA	NA	NS	NA	NA	NA	NA	NA	NA
Chromium	0.1	NA	NS	NA	NA	NA	NA	NA	NA	NA	NS	NA	NA	NA	NA	NA	NA
Lead	0.015	NA	NS	NA	NA	NA	NA	NA	NA	NA	NS	NA	NA	NA	NA	NA	NA
Mercury	0.002	NA	NS	NA	NA	NA	NA	NA	NA	NA	NS	NA	NA	NA	NA	NA	NA
1,1-Dichloroethene	7	NA	NS	NA	NA	NA	NA	NA	**0.371J**	NA	NS	NA	NA	NA	NA	NA	1U
1,2,4-Trimethylbenzene		NA	NS	NA	NA	NA	NA	NA	1U	NA	NS	NA	NA	NA	NA	NA	1U
1,3,5-Trimethylbenzene		NA	NS	NA	NA	NA	NA	NA	1U	NA	NS	NA	NA	NA	NA	NA	1U
1,4-Dichlorobenzene	75	1U	NS	1U	1U	1U	1U	1U	1U	1U	NS	1U	1U	1U	1U	1U	1U
2-Butanone	*26900	50U	NS	50U	50U	50U	50U	50U	50U	50U	NS	50U	50U	50U	50U	50U	50U
Acetone	*75600	50U	NS	9.26J	9.26J	25U	25U	25U	25U	50U	NS	25U	25U	25U	25U	25U	25U
Carbon disulfide	*3960	1U	NS	1U	1U	1U	1U	1U	1U	1U	NS	1U	1U	1U	1U	1U	1U
Chloroform	*80	1U	NS	**1.49**	**1.44**	**1.63**	**1.53**	**2.04**	**1.86**	1U	NS	1U	1U	1U	1U	1U	**0.280J**
cis-DCE	*70	1U	NS	1U	1U	1U	1U	1U	1U	1U	NS	1U	1U	1U	1U	1U	1U
Ethylbenzene	700	NA	NS	NA	NA	NA	NA	NA	1U	NA	NS	NA	NA	NA	NA	NA	1U
Methyl tert-butyl ether		NA	NS	NA	NA	NA	NA	NA	1U	NA	NS	NA	NA	NA	NA	NA	1U
p-Isopropyltoluene	1	1U	NS	1U	1U	1U	1U	1U	1U	1U	NS	1U	1U	1U	1U	1U	1U
PCE	5	1U	NS	**6.6**	**9.02**	**9.2**	**5.24**	**7.2**	**6.08**	1U	NS	1U	1U	1U	1U	**0.199 J**	**0.158J**
Toluene	1000	NA	NS	NA	NA	NA	NA	NA	1U	NA	NS	NA	NA	NA	NA	NA	NA
trans-DCE	100	1U	NS	1U	1U	1U	1U	1U	1U	1U	NS	1U	1U	1U	1U	1U	1U
TCE	5	**6.78**	NS	**34.9**	**39.0**	**44.4**	**25.7**	**35.8**	**36.3**	**2.64**	NS	**4.71**	**3.46**	**2.46**	**2.79**	**3.45**	**3.61**
Vinyl chloride	2	NA	NS	NA	NA	NA	NA	NA	1U	NA	NS	NA	NA	NA	NA	NA	1U
Xylenes, Total	10000	NA	NS	NA	NA	NA	NA	NA	3U	NA	NS	NA	NA	NA	NA	NA	3U

Chemical Constituent	Type 1/3 RRS	MW-35 SBR							
		Jun-09	Oct-10	Mar-16	Sep-16	Mar-17	Sep-17	Mar-18	Oct-18
Arsenic	0.01	NA	NS	NA	NS	NS	NS	NS	NS
Barium	2	NA	NS	NA	NS	NS	NS	NS	NS
Cadmium	0.005	NA	NS	NA	NS	NS	NS	NS	NS
Chromium	0.1	NA	NS	NA	NS	NS	NS	NS	NS
Lead	0.015	NA	NS	NA	NS	NS	NS	NS	NS
Mercury	0.002	NA	NS	NA	NS	NS	NS	NS	NS
1,1-Dichloroethene	7	NA	NS	NA	NS	NS	NS	NS	NS
1,2,4-Trimethylbenzene		NA	NS	NA	NS	NS	NS	NS	NS
1,3,5-Trimethylbenzene		NA	NS	NA	NS	NS	NS	NS	NS
1,4-Dichlorobenzene	75	1U	NS	1U	NS	NS	NS	NS	NS
2-Butanone	*26900	50U	NS	50U	NS	NS	NS	NS	NS
Acetone	*75600	50U	NS	25U	NS	NS	NS	NS	NS
Carbon disulfide	*3960	1U	NS	1U	NS	NS	NS	NS	NS
Chloroform	*80	1U	NS	1U	NS	NS	NS	NS	NS
cis-DCE	*70	1U	NS	1U	NS	NS	NS	NS	NS
Ethylbenzene	700	NA	NS	NA	NS	NS	NS	NS	NS
Methyl tert-butyl ether		NA	NS	NA	NS	NS	NS	NS	NS
p-Isopropyltoluene	1	1U	NS	1U	NS	NS	NS	NS	NS
PCE	5	**2.64U**	NS	**1.83**	NS	NS	NS	NS	NS
Toluene	1000	NA	NS	NA	NS	NS	NS	NS	NS
trans-DCE	100	1U	NS	1U	NS	NS	NS	NS	NS
TCE	5	**2.95**	NS	**1.63**	NS	NS	NS	NS	NS
Vinyl chloride	2	NA	NS	NA	NS	NS	NS	NS	NS
Xylenes, Total	10000	NA	NS	NA	NS	NS	NS	NS	NS

Abbreviations:
cis-DCE - cis-1,2-Dichloroethene
trans-DCE - trans-1,2-Dichloroethene
PCE - Tetrachloroethene
TCE - Trichloroethene
NA - Not Analyzed
NS - Not Sampled
Notes:
Type 1/3 RRS are in accordance with GA HSRA Criteria for Type 3 Standards (GA HSRA Rule 391-3-19-.07).
Bold indicates concentrations above detection limit.
Yellow shading indicates historical concentrations exceeding historical Type 3 RRSs
Orange shading indicates Oct-18 concentrations exceeding the current Type 3 RRSs
U indicates below detection limit
* Indicates the reporting limit has been changed since the previous sampling events.

Figures

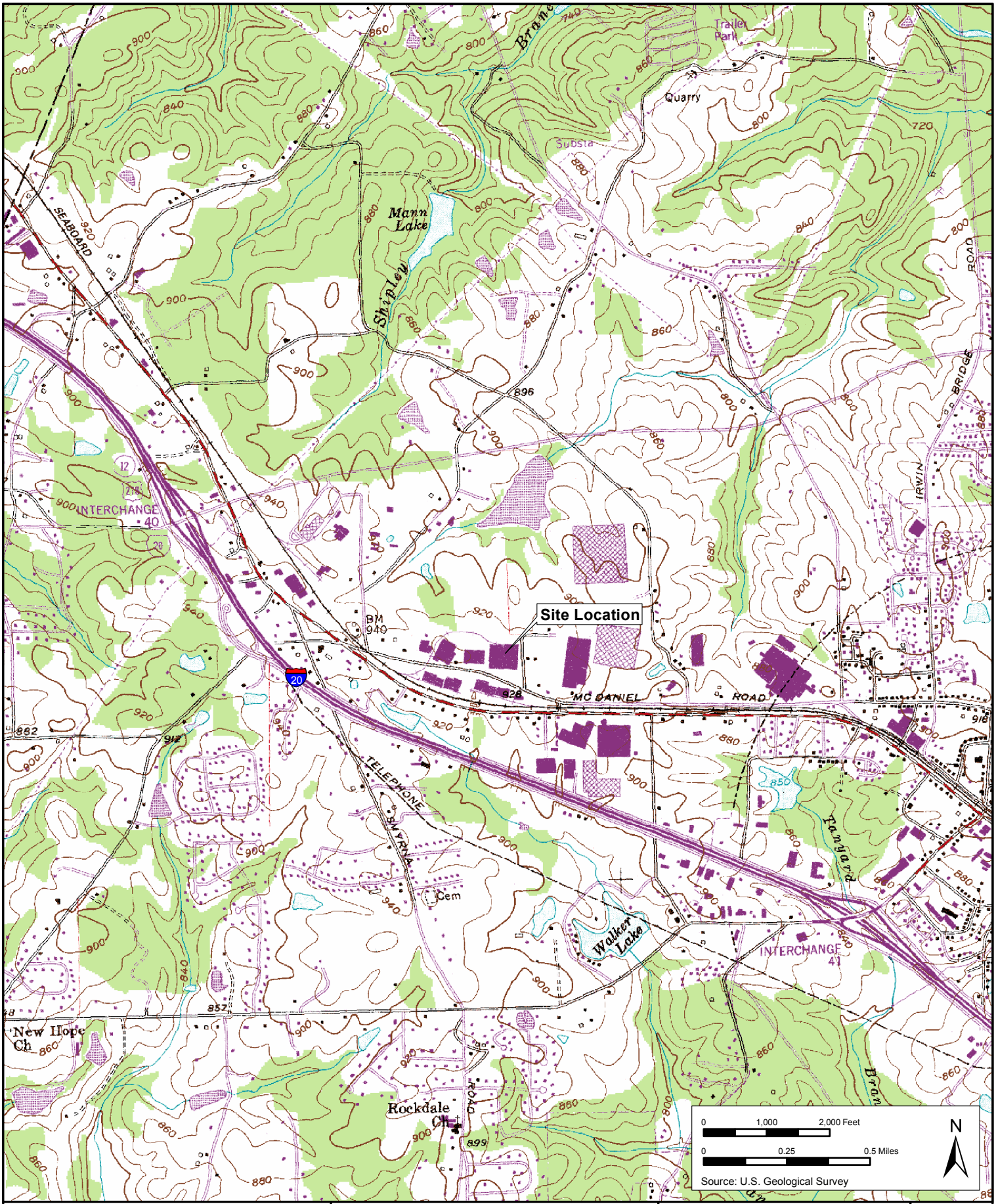

C & D TECHNOLOGIES, INC.

1835 Industrial Blvd.
Conyers, Georgia

AECOM

SCALE:	DRAWN BY: DW	DATE: 5/10/2016
1:24,000	CHECKED BY: JM	DATE: 5/10/2016

G:\C_D_Technologies\Conyers Plant\deliverables/8x11-SiteLocation-DRG.mxd

SITE LOCATION MAP

PROJECT NO: 60530734

FIGURE NO: 1

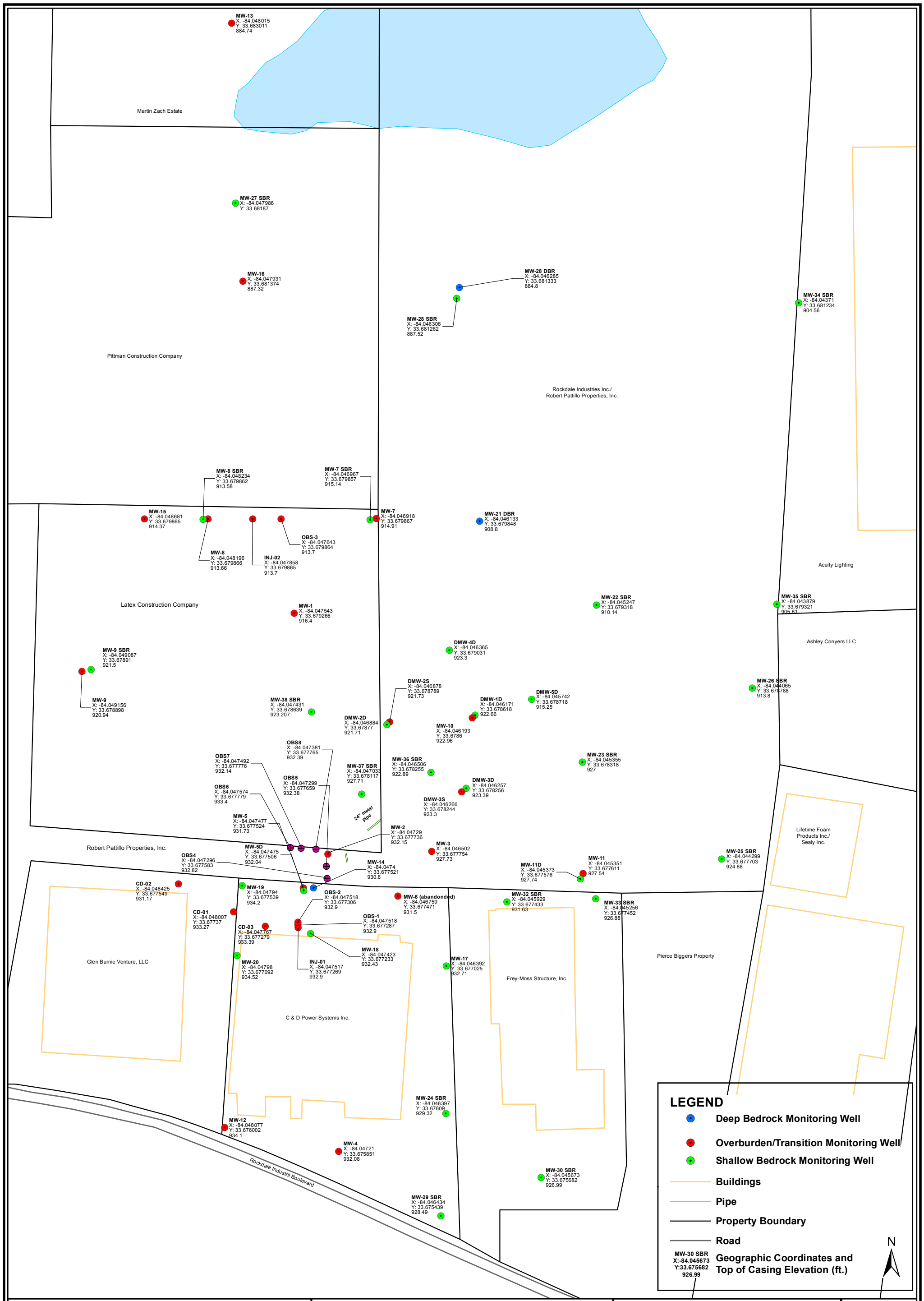

C & D TECHNOLOGIES, INC.
1835 Industrial Blvd.
Conyers, Georgia

AECOM

SCALE:	DRAWN BY:	DATE:
1:2,400 1 " = 200 '	DW	6/22/2016
	CHECKED BY: JM	DATE: 6/22/2016

G:\C_D_Technologies\Conyers Plant\deliverables\fig1-1_groundwater_well_locations.mxd

SITE MAP
GROUNDWATER
WELL LOCATIONS

PROJECT NO:
60530734

FIGURE NO:
2

MW-13
NM

Martin Zach Estate

MW-27 SBR
NM

MW-16
NM

MW-28 DBR
875.69

MW-28 SBR
875.72

MW-34 SBR
875.58

Pittman Construction Company

Rockdale Industries Inc./
Robert Pattillo Properties, Inc.

MW-15
898.47

MW-8 SBR
899.22

MW-8
NM (DAY)

INJ-02
902.02

OBS-3
893.87

MW-7 SBR
892.16

MW-7
895.08

MW-21 DBR
891.00

Acuity Lighting

MW-22 SBR
894.83

MW-35 SBR
892.11

MW-1
NM

Latex Construction Company

DMW-4D
900.12

Ashley Conyers LLC

MW-9
907.50

MW-9 SBR
907.60

DMW-2D
906.07

DMW-2S
906.22

DMW-5D
902.54

MW-26 SBR
898.32

MW-38 SBR
910.27

DMW-1D
903.78

MW-10
903.54

MW-23 SBR
904.99

MW-36 SBR
906.25

DMW-3D
905.98

DMW-3S
906.02

MW-37 SBR
913.70

24" metal pipe

OBS6
920.48

OBS7
922.41

OBS5
922.30

OBS4
923.33

MW-3
914.61

MW-25 SBR
902.37

Robert Pattillo Properties, Inc.

Lifetime Foam
Products Inc./
Sealy Inc.

C&D-02
NM

MW-19
926.14

MW-5D
922.57

MW-5
923.70

MW-14
909.31

MW-11D
NM

MW-11
NM

MW-11 SBR
914.09

MW-32 SBR
923.06

MW-33 SBR
911.27

C&D-01
931.26

C&D-03
926.46

OBS-1
925.42

OBS-2
925.52

MW-18
927.20

INJ-01
927.31

MW-20
929.63

MW-17
928.74

Glen Burnie Venture, LLC

Pierce Biggers Property

Frey-Moss Structure, Inc.

C & D Power Systems Inc.

MW-24 SBR
926.03

MW-12
924.71

MW-4
NM

MW-30 SBR
922.94

MW-29 SBR
922.78

Rockdale Industrial Boulevard

875 880 885 890 895 900 905 910 915 920 925 930

LEGEND

- Deep Bedrock Monitoring Well
- Overburden/Transition Monitoring Well
- Shallow Bedrock Monitoring Well
- Groundwater Elevation Contour (feet above mean sea level)
- Buildings
- Pipe
- Property Boundary
- Road

0 45 90 180 270 360 Feet

N

C & D TECHNOLOGIES, INC.

1835 Industrial Blvd.
Conyers, Georgia

AECOM

SCALE:	DRAWN BY:	DATE:
1:2,400 1 " = 200 '	OP	10/12/2018
	CHECKED BY: CB	DATE: 10/12/2018

GROUNDWATER ELEVATION POTENTIOMETRIC SURFACE MAP
October 2018

PROJECT NO:
60530734

FIGURE NO:
3

S:\2018\C&D Technologies\Conyers, GA\900-CAD-GIS\920-GIS or Graphics\fig1-3_potentiometric_map03_20181.mxd

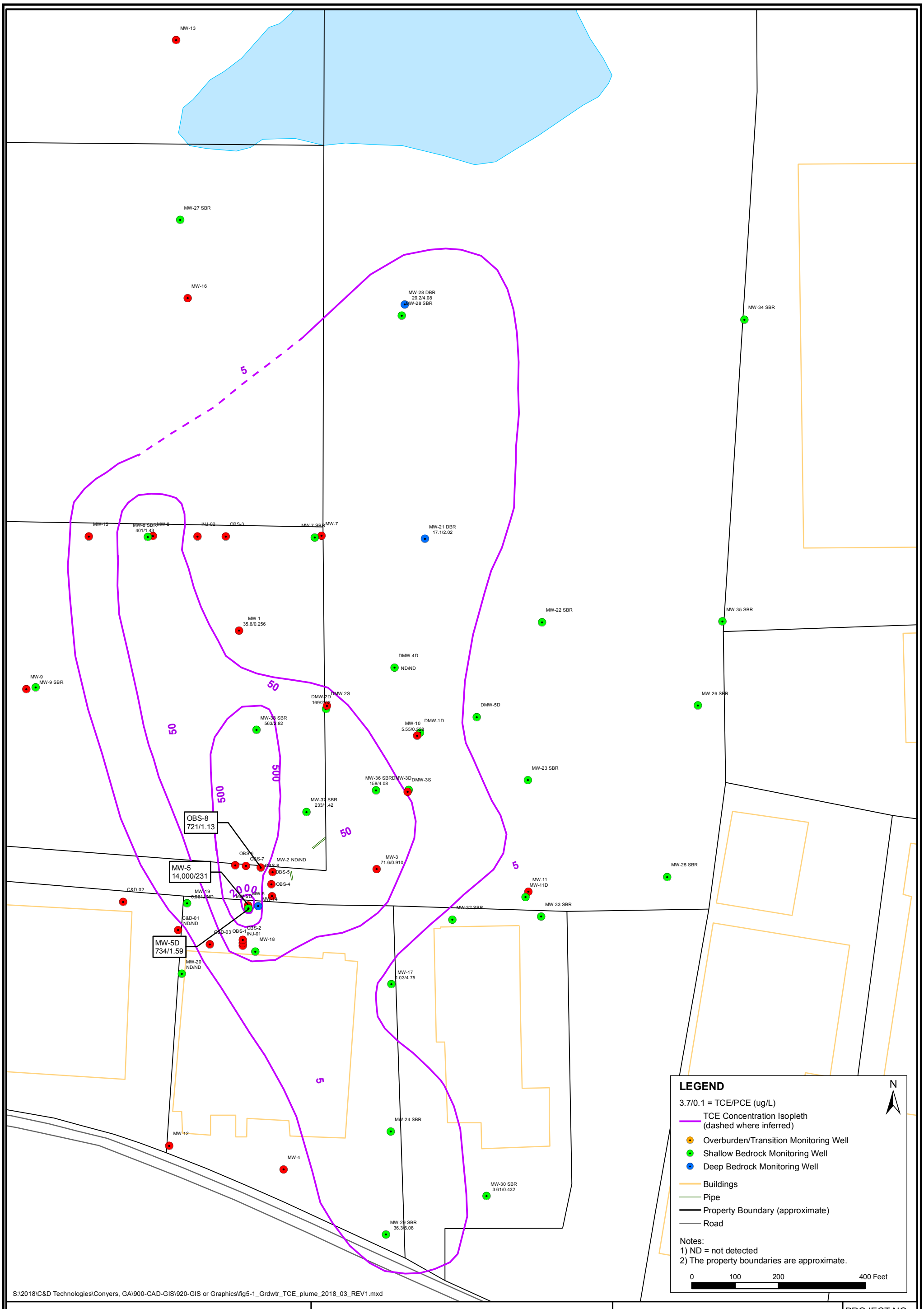

C & D TECHNOLOGIES, INC.

1835 Industrial Blvd.
Conyers, Georgia

AECOM

SCALE:	DRAWN BY:	DATE:
1:2,400 1" = 200'	OP	10/12/2018
	CHECKED BY: CB	DATE: 10/12/2018

GROUNDWATER TCE + PCE ANALYTICAL RESULTS OCTOBER 2018 WITH APPROXIMATE TCE CONCENTRATION ISOPLETHS

PROJECT NO:
60530734

FIGURE NO:
4

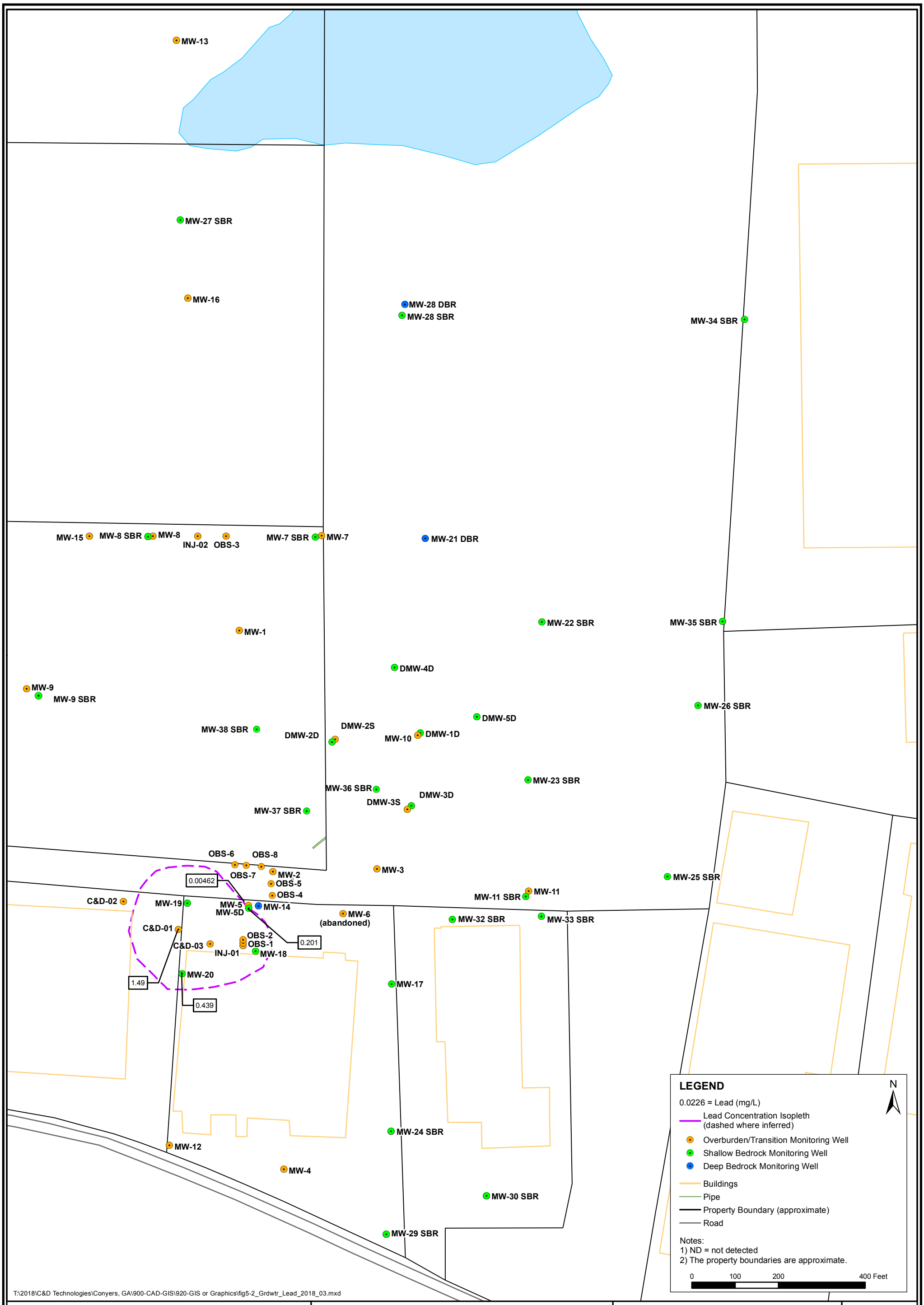

T:\2018\C&D Technologies\Conyers, GA\900-CAD-GIS\920-GIS or Graphics\fig5-2_Grdwtr_Lead_2018_03.mxd

C & D TECHNOLOGIES, INC.

1835 Industrial Blvd.
Conyers, Georgia

AECOM

SCALE:	DRAWN BY:	DATE:
1:2,400 1" = 200'	OP	10/12/2018
	CHECKED BY: CB	DATE: 10/12/2018

GROUNDWATER LEAD ANALYTICAL RESULTS OCTOBER 2018 WITH APPROXIMATE LEAD CONCENTRATION ISOPLETHS

PROJECT NO:
60398770

FIGURE NO:
5

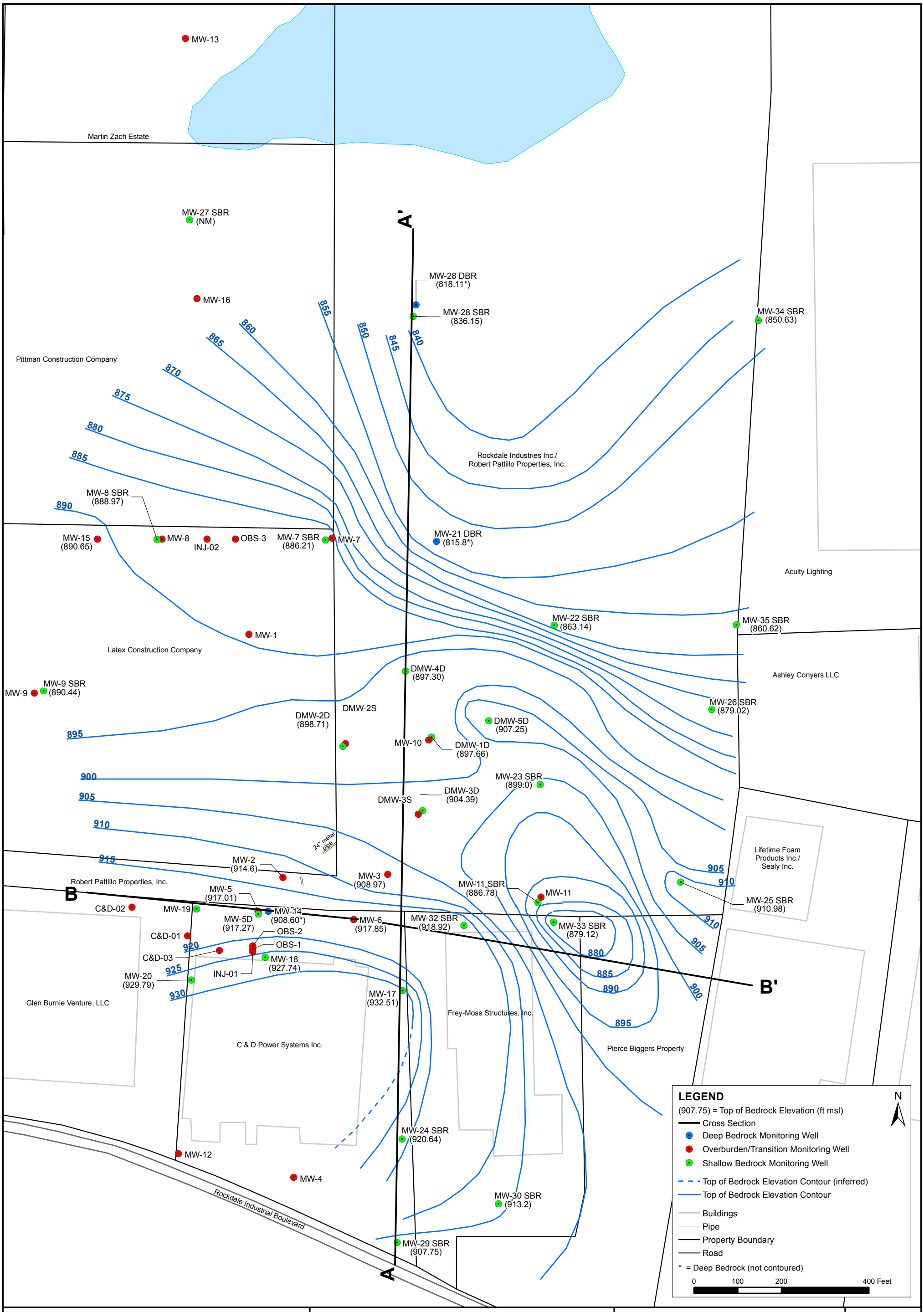

C & D TECHNOLOGIES, INC.

1835 Industrial Blvd.
Conyers, Georgia

AECOM

Franklin, Tennessee

SCALE:	DRAWN BY: DW	DATE: 1/31/2017
1:2,400 1" = 200'	CHECKED BY: CB	DATE: 1/31/2017

G:\C_D_Technologies\Conyers Plant\deliverables\fig1-4_BedrockElevationMap_092016.mxd

APPARENT TOP OF SHALLOW BEDROCK ELEVATIONS CONTOUR MAP

PROJECT NO:
60530734

FIGURE NO:
6

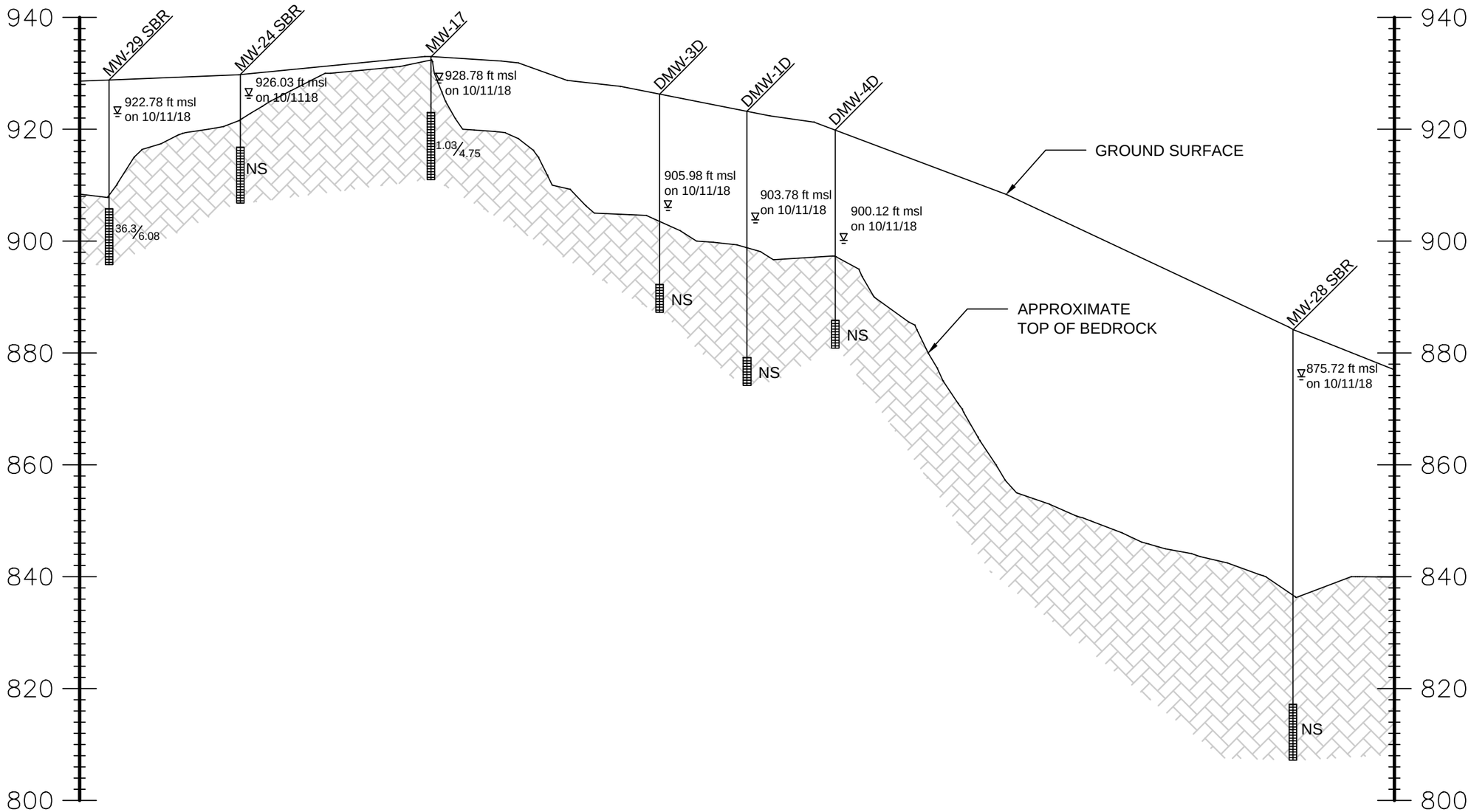

CROSS SECTION A–A'

HORIZ. 0 200' 400'

VERT. 0 20' 40'

GRAPHIC SCALE

LEGEND

- MONITOR WELL ID
- SOIL BORING
- SCREENED INTERVAL TCE/PCE
- BEDROCK
- GROUNDWATER ELEVATION
- NS NOT SAMPLED
- ND NOT DETECTED

CONCENTRATIONS
CROSS SECTION A-A'

C & D TECHNOLOGIES, INC.
1835 INDUSTRIAL BLVD
CONYERS, GEORGIA

AECOM
1000 CORPORATE CENTRE DR, STE 250
Franklin, TN 37067-6209

DRAWN BY: SD	DATE 12/17/2018
CHECKED BY: CB	JOB NO.: 60530734
SCALE AS SHOWN	

FIGURE 7

S:\2018\C&D Technologies\Conyers, GA\600-CAD-GIS\610-CAD\30-SHEETS\C&D Conyers_OCT2018.dwg User:Doungmfdy5 Dec 17, 2018 - 11:12am

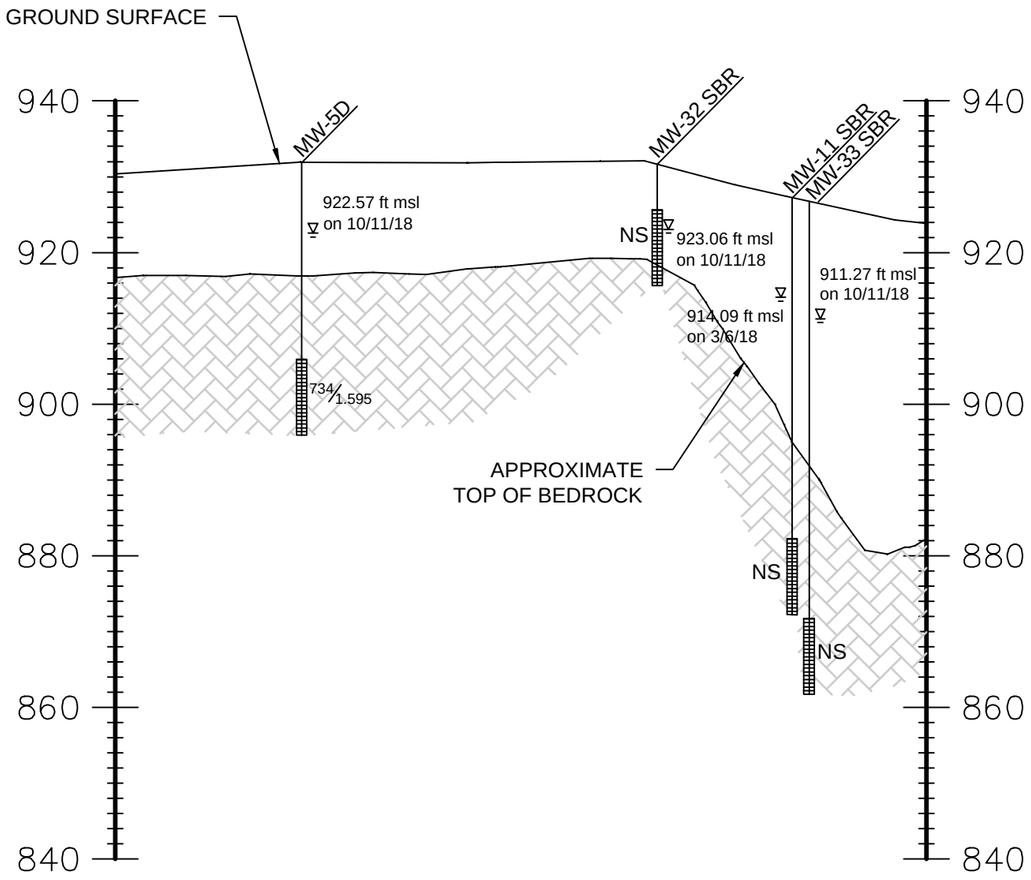

CROSS SECTION B–B'

HORIZ. 0 200' 400'

VERT. 0 20' 40'

GRAPHIC SCALE

LEGEND

- MONITOR WELL ID
- SOIL BORING
- SCREENED INTERVAL
- TCE/PCE
- BEDROCK
- GROUNDWATER ELEVATION
- NS NOT SAMPLED
- ND NOT DETECTED

CONCENTRATIONS
CROSS SECTION B-B'

C & D TECHNOLOGIES, INC.
1835 INDUSTRIAL BLVD
CONYERS, GEORGIA

AECOM
1000 CORPORATE CENTRE DR, STE 250
Franklin, TN 37067-6209

DRAWN BY: SD	DATE 12/17/2018
CHECKED BY: CB	JOB NO.: 60530734
SCALE AS SHOWN	

FIGURE 8

S:\2018\CAD Technologies\Conyers, GA\600-CAD-GIS\610-CAD\20-SHEETS\C&D Conyers_OCT2018.dwg User:bouongvilay5 Dec 17, 2018 - 11:12am

Appendix A Soil Gas Sampling Report of Results

AECOM
1000 Corporate Centre Drive
Suite 250
Franklin, TN 37067
www.aecom.com

615.771.2480 tel
615.771.2459 fax

October 3, 2018

C&D Technologies, Inc.
Attn: Mr. Walt Kozlowski
Director of EHS
1400 Union Meeting Road
Blue Bell, PA 19422

Re: Soil Gas Sampling Report of Results
C&D Technologies, Inc. – Conyers, GA

Dear Mr. Kozlowski:

AECOM is pleased to present this letter report documenting the field activities and findings of the September 2018 soil gas sampling event completed at the C&D Technologies, Inc. (C&D) site located at 1835 Rockdale Industrial Boulevard in Conyers, Rockdale County, Georgia (the site) (see **Figure 1**).

1.0 BACKGROUND

Groundwater data at the C&D Technologies, Inc. Site in Conyers, GA has demonstrated elevated concentrations of volatile organic compounds (VOCs). Groundwater is not used at the facility, and future use will be prohibited through a Uniform Environmental Covenant. Therefore, direct exposures to groundwater are considered incomplete pathways. There are currently no buildings associated with contaminated VOC groundwater plumes on the property or on adjacent properties. Therefore, indoor vapor intrusion is currently considered an incomplete pathway. However, there is the potential that buildings could be constructed on site or adjacent properties in the future. Therefore, potential future exposure via indoor vapor intrusion represents a potentially complete pathway.

An evaluation of potential vapor intrusion based on specific groundwater VOCs (tetrachloroethylene [PCE] and trichloroethylene [TCE]) was previously conducted by AECOM. The vapor intrusion evaluation was conducted per GA Environmental Protection Division (GAEPD) request and was included in the *Volunteer Remediation Program Semi-Annual Groundwater Monitoring Progress Report 4* (AECOM, 2018)[1] . Per GAEPD, the screening-level evaluation was completed using the conservative USEPA Vapor Intrusion Screening Level (VISL) calculator (USEPA, 2017)[2] to evaluate the potential for indoor air vapor intrusion of chemical constituents present in groundwater. Results of the vapor intrusion evaluation concluded that the maximum TCE concentrations detected in the groundwater exceeded both carcinogenic and non-carcinogenic target risk levels.

2.0 SCOPE OF WORK

AECOM proposed collecting soil gas survey data to further evaluate the potential for vapor intrusion in the areas of the site where groundwater data indicated the highest potential vapor intrusion

[1] AECOM. 2018. Volunteer Remediation Program Semi-Annual Groundwater Monitoring Progress Report 4. Prepared by AECOM for C&D Technologies, Inc., Conyers, Rockdale County, Georgia. April.

[2] USEPA. 2017. Vapor Intrusion Screening Level (VISL) Calculator, Version 3.5, June 2017 RSLs. https://www.epa.gov/vaporintrusion/vapor-intrusion-screening-levels-visls.

exposures. Ten temporary soil gas probes were installed, several beneath an existing concrete slab, and others in outdoor areas identified within the confines of the groundwater plume (**Figure 2**).

2.1 SOIL GAS SAMPLE COLLECTION AND ANALYSIS

Soil gas samples were collected by Atlas Geo-Sampling Company of Alpharetta, Georgia. Samples were collected by filling evacuated, specially-prepared stainless-steel canisters (400-mL Summa® canisters, batch certified). Implants were installed to a depth of 2.5 feet below ground surface and were allowed to equilibrate a minimum of 8 hours prior to sample collection. Helium leak tests were performed prior to sampling. A Photolog and field data sheets are included as **Attachment A**. Samples were shipped under chain-of-custody via UPS second day air to the analytical laboratory. Samples were analyzed using USEPA Method TO-15 by H&P Mobile Geochemistry Inc. in Carlsbad, CA.

3.0 SOIL GAS ANALYTICAL RESULTS

The laboratory report is presented as **Attachment B**. Detailed laboratory spreadsheet tables of analytical results also are included in **Attachment B**. A summary of maximum detected soil gas VOC concentrations is presented in **Table 1**. Note that only a subset of analytes were reported for Samples SV7 to SV10, which included vinyl chloride, trans-1,2-dichloroethene, cis-1,2-Dichloroethene, TCE and PCE. This is not believed to have affected interpretation of overall results, as the highest observed concentrations of these constituents were observed in other wells (see discussion below), which were selected preferentially for subsequent analysis. It is assumed that the highest concentrations of other VOCs would be associated with areas where the highest concentrations of TCE, PCE and associated degredation products would be observed.

4.0 VAPOR INTRUSION ANALYSIS

The maximum detected VOC concentrations were nearly all within soil gas sample SV3[3] (**Table 1**). Therefore, sample SV3 concentratioons were used as conservative input assumptions for further evaluation of potential vapor intrusion exposures. USEPA's updated VISL calculator (USEPA, 2018)[4] for a commercial worker was used to calculate potential risks and hazards. The VISL calculator uses a conservative conceptual exposure model that employs conservative "generic" attenuation factors that reflect generally reasonable worst-case conditions as described in USEPA's vapor intrusion guidance (EPA 2015)[5]. All detected VOCs were included in the risk estimates (i.e., the evaluation was not limited to TCE and PCE). Default model assumptions were retained, with the exception of groundwater temperature, which was input as 19°C based on site-specific measurements[6]. The default exposure parameters and factors represent Reasonable Maximum Exposure (RME) conditions for long-term/chronic exposures. VISL calculator printouts are included in **Attachment C**.

[3] In a few instances where the maximum concentrations were detected in other samples, the concentrations in sample SV3 were comparable (see **Table 1**).
[4] USEPA. 2018. Vapor Intrusion Screening Level (VISL) Calculator. May 2018 RSLs. https://www.epa.gov/vaporintrusion/vapor-intrusion-screening-level-calculator.
[5] USEPA. 2015. OSWER Technical Guide for Assessing and Mitigating the Vapor Intrusion Pathway from Subsurface Vapor Sources to indoor Air. OSWER Publication 9200.2-154. June.
[6] Groundwater temperature is unlikely affect model output when working with soil gas measurements.

Results indicate a cumulative risk of $2x10^{-6}$ and a hazard index of 0.3. In accordance with Georgia Rule 391-3-19-.07 [Effective 9/25/2018] Risk Reduction Standards, health-based criteria are derived on an excess lifetime cancer risk of $1x10^{-5}$ and a hazard quotient of 1.0 for non-carcinogens. Cumulative risks and hazards associated with potential vapor intrusion at location SV3, the most conservative location selected for evaluating potential exposures, are below the criteria set forth in Rule 391-3-19-.07.

Note that there are no toxicity data for 4-ethyltoluene (ethylmethyl benzene), which was detected in a number of samples (see **Table 1** and **Attachment C**). This represents an uncertainty in the overall evaluation and could contribute to an underestimate of potential risks. However, an examination of benzene or the trimethylbenzenes as potential surrogates suggests the concentrations of 4-ethyltoluene are inconsequential contributors to potential risks or hazards (e.g., risks in the range of $1x10^{-7}$ and hazards less than 0.01).

It is noted that this evaluation did not consider exposure pathways other than vapor intrusion. Other potential pathways at the site include soil exposures (e.g., dermal, inhalation, ingestion). These are not considered significant as previous evaluations approved by GAEPD[7] have shown that property owned by C&D Technologies at the site is in compliance with Georgia Type 3 (nonresidential) risk reduction standards (RRS) for soil. For adjacent off-site properties, the Robert Pattillo Property is in compliance with the Type 2 (residential) RRS for soil, and the Latex Construction Property is in compliance with the Type 3 RRS for soil.

6.0 CONCLUSIONS

Currently there are no buildings on the C&D site and the vapor intrusion pathway is incomplete. Considering potential building construction in the future near the subsurface source of volatile chemicals, and based on current soil gas measurements, potential vapor concentrations would not pose an unacceptable human health risk to a commercial worker via the vapor intrusion pathway. Therefore, indoor air concentrations attributable to vapor intrusion are unlikely to pose an unacceptable human health risk under current or reasonably expected future conditions.

[7] GEPD. 2009a. Letter from Mr. David Reuland of the Georgia Environmental Protection Division to Mr. Walter E. Kozlowski regarding Soil Remediation Report Approval (Offsite), C&D Technologies, Conyers, Rockdale County, HSI #10734. October 23, 2009.

GEPD. 2009b. Letter from Mr. David Reuland of the Georgia Environmental Protection Division to Mr. Walter E. Kozlowski regarding Soil Remediation Report Approval, C&D Technologies, Conyers, Rockdale County, HSI #10734. May 29, 2009

Should you have any questions or concerns regarding the contents of this Soil Gas Sampling Report, please contact me at 615-224-2114 or by email at Craig.Bernhoft@aecom.com.

Best Regards,

AECOM

Craig Bernhoft, PG, CHMM
Project Manager

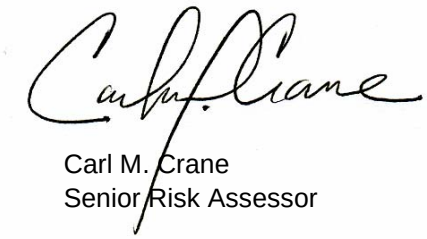

Carl M. Crane
Senior Risk Assessor

Attachments:

Figures

Figure 1-1	Site Location Map
Figure 1-2	Groundwater TCE Concentration Isopleths and Soil Gas Sample Locations

Tables

Table 1	Summary of VOCs Detected in Soil Gas Samples

Attachments

Attachment A	Photolog and Field Data Sheets
Attachment B	H&P Mobile Geochemistry Inc. Analytical Report
Attachment C	VISL Calculator Printouts

TABLES

Table 1 - Summary of VOCs Detected in Soil Gas Samples

Constituent	CAS Number	Frequency of Detection	Maximum Detected Concentration ($\mu g/m^3$)	Location of Maximum Detection	Notes
Benzene	71-43-2	5/6	34	SV3	
4-Toluene (Benzene, Ethylmethyl)	622-96-8	5/6	11	SV6	SV3 (6.5 $\mu g/m^3$)
Carbon Disulfide	75-15-0	3/6	38	SV3	
Ethylbenzene	100-41-4	6/6	40	SV3	
Methyl Isobutyl Ketone (4-methyl-2-pentanone)	108-10-1	1/6	12	SV3	
Styrene	100-42-5	4/6	6.4	SV2/SV6	SV3 (6.0 $\mu g/m^3$)
Tetrachloroethylene	127-18-4	8/10	310	SV3	
Toluene	108-88-3	6/6	140	SV3	
Trichloroethane, 1,1,1-	71-55-6	1/6	5.6	SV3	
Trichloroethylene	79-01-6	3/10	53	SV3	
Trimethylbenzene, 1,2,4-	95-63-6	6/6	21	SV3	
Trimethylbenzene, 1,3,5-	108-67-8	5/6	8	SV3	
Xylene, m,p-	106-42-3	6/6	68	SV3	
Xylene, o-	95-47-6	6/6	28	SV2/SV6	SV3 (26 $\mu g/m^3$)

CAS - Chemical Abstracts Service

$\mu g/m^3$ - micrograms per cubic meter

FIGURES

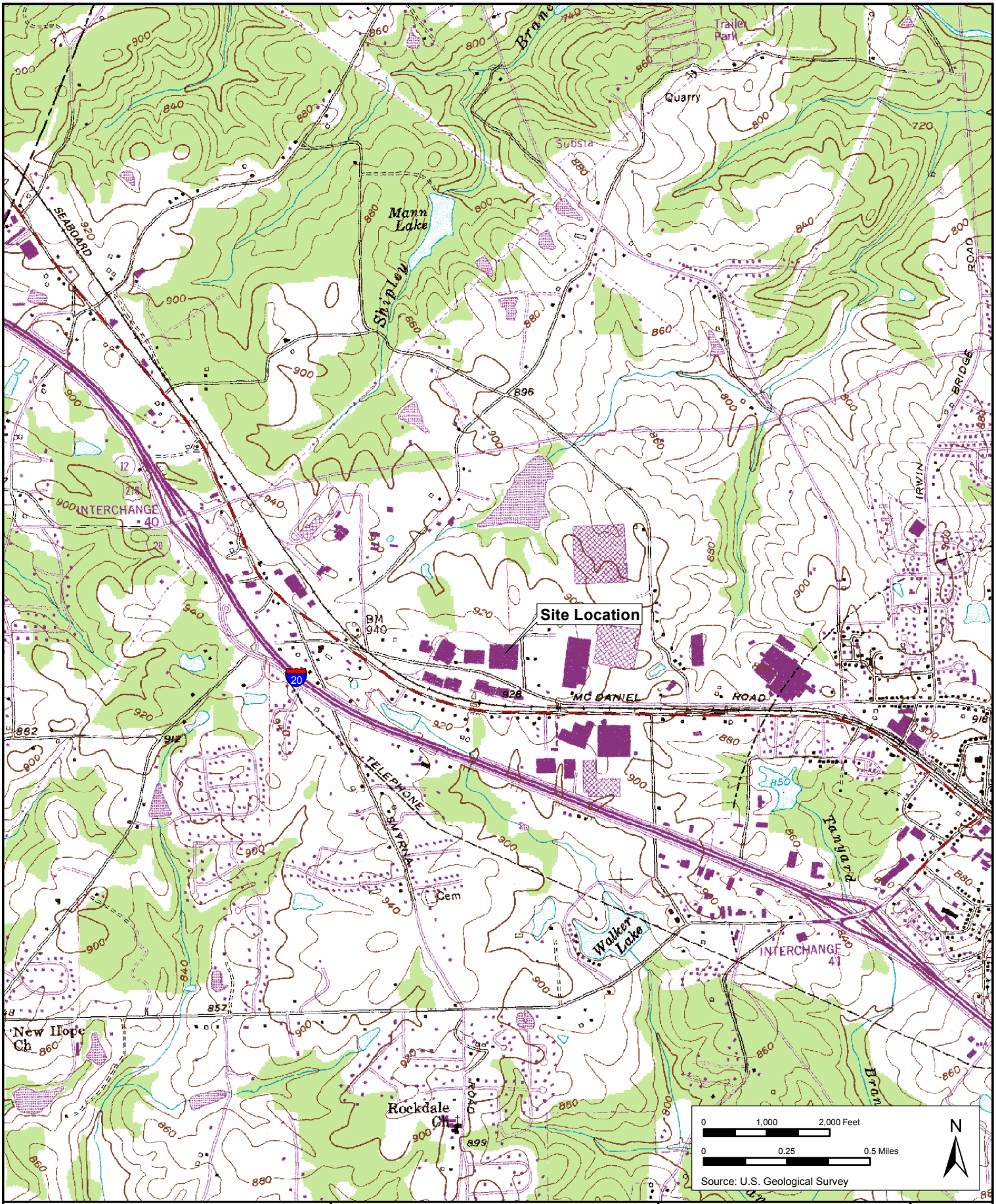

C & D TECHNOLOGIES, INC.

1835 Industrial Blvd.
Conyers, Georgia

AECOM

SCALE:	DRAWN BY: DW	DATE: 5/10/2016
1:24,000	CHECKED BY: JM	DATE: 5/10/2016

G:\C_D_Technologies\Conyers Plant\deliverables/8x11-SiteLocation-DRG.mxd

SITE LOCATION MAP

PROJECT NO: 60530734

FIGURE NO: 1

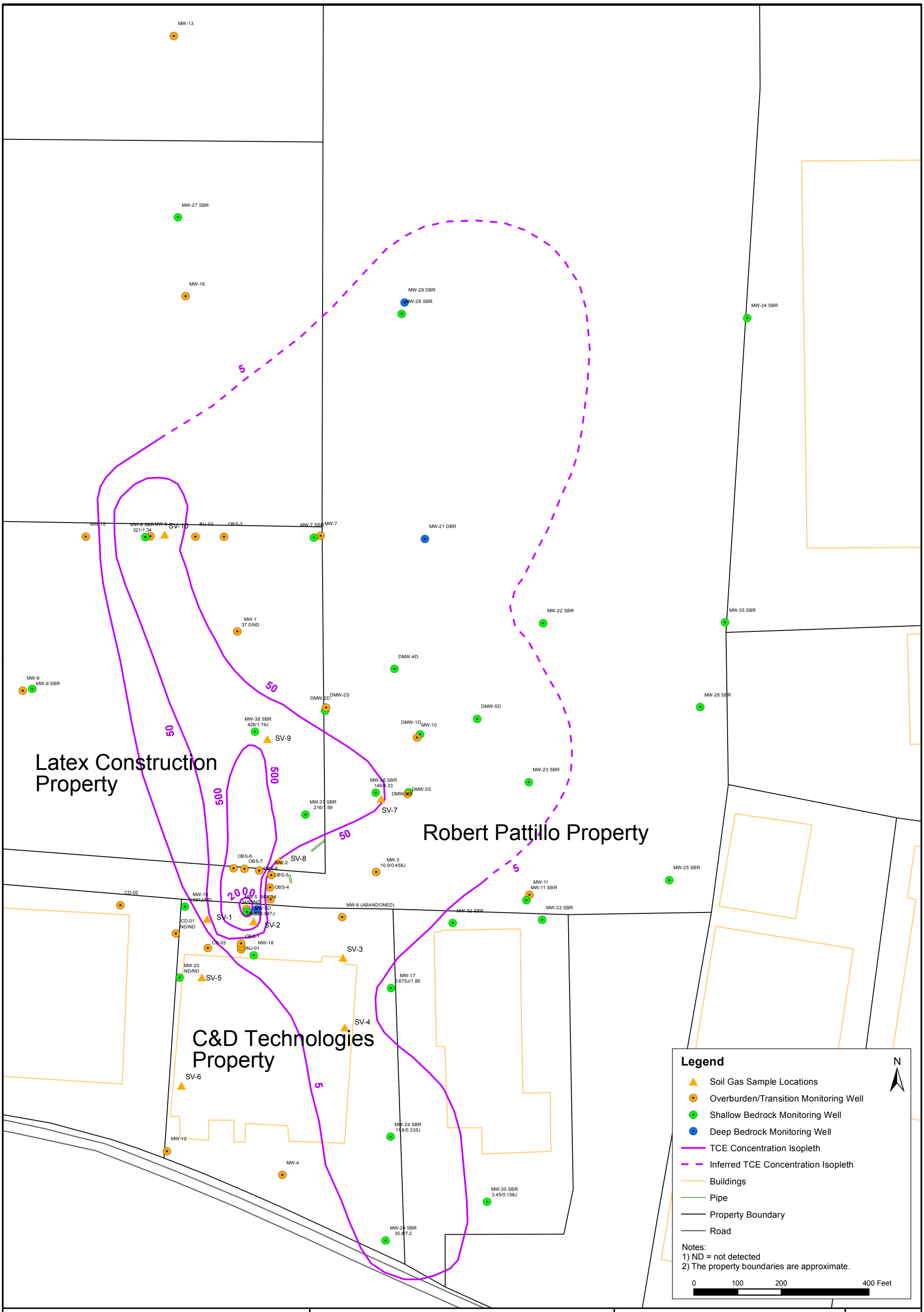

C & D TECHNOLOGIES, INC.

1835 Industrial Blvd.
Conyers, Georgia

AECOM

SCALE:	DRAWN BY: MBE	DATE: 10/2/2018
1:2,400 1" = 200'	CHECKED BY:	DATE:

G:\C_D_Technologies\Conyers Plant\deliverables\Fig1_Soil_Vapor_Extraction_Locs.mxd

GROUNDWATER TCE CONCENTRATION ISOPLETHS AND SOIL GAS SAMPLE LOCATIONS

PROJECT NO: 60530734

FIGURE NO: 2

ATTACHMENT A

Photolog and Field Data Sheets

AECOM C&D Technologies, 2018-09-05

Created	2018-09-05 08:48:53 EDT by Jim Fineis
Updated	2018-09-06 16:55:59 EDT by Jim Fineis
Location	33.67745, -84.0476341
Atlas Geo-Sampling Data Sheets	

Project Information

Project Name	AECOM C&D Technologies
Client Name	AECOM
General Weather Conditons	80 degrees and sunny
Client Onsite?	Yes
Onsite Reprsenative	Craig Benhoft
Job Site Address	1835 Rockdale Industrial Boulevard Conyers, Georgia 30012
Facility or Location Name	Former C&D
Project Start Date	2018-09-05
Project End Data	2018-09-06
Atlas / Total Vapor Responsible for Shipping Samples?	Yes
Job Site Photo	

H&P Mobile Geochemistry Inc.
CLIENT Atlas
SAMPLE ID SV5 9-Oct
DATE 9-Oct
TIME 8:33


15
20
10
25
5
30
0
ASHCROFT

C
D
C
D

Equipment Loan / Rental Documentation
SUMMA CANISTER INFORMATION
RS
CA 920 9-05
UPS 2ND DAY AIR
2
SHIP TO:
SHIPPING DEPARTMENT
(760) 804-9678
H&P MOBILE GEOCHEMISTRY, INC.
2470 IMPALA DRIVE
CARLSBAD CA 92010-7226

SV-1, SV-1 9-6-18

Sample Collected from Existing Implant	No
Boring Number or ID	SV-1
Longitude	-84.047842
Latitude	33.677543

Sample ID / Location ID

Sample Location Photo

Implant Location (Address or Lat/Long)	1835 Rockdale Industrial Boulevard Conyers, Georgia 30012

Soil Vapor Implant Construction

Implant Installed	Yes
Installation Date	2018-09-05
Temporary or Permanent Implant	Tempoary
Installation Method	AMS GVP Kit - Borehole Creation
Borehole Diameter in Inches	0.65
Implant Type	Shallow Soil Vapor Sample
Implant Material	Air-stone
Implant Depth in Inches	30
Sand Thickness (")	12
Bentonite Thickness (")	18

Water Dam Test Completed	No
Helium Leak Test Information	

Helium Leak Test Information

Helium Leak Test Performed	Yes
Helium % Start	62
Helium % Final	54
Helium In Implant (PPM or %)	0
Sample / Summa Can Information	

Sample Collection

Sample Collected?	Yes
Duplicate Sample Collected?	No
Sample Type	Soil Vapor
Other Field Parameters Collected?	No
Laboratory Sample ID	SV-1 9-6-18
Sample Date	2018-09-06
Purge Volume (ml)	60
Shut In Test Completed	Yes
Flow Controller ID	211
Summa Canister ID	650
Beginning Summa Vacuum	29
Ending Summa Vacuum	0
Sample Time Start	07:35
Sample End Time	07:38
Sample Tag Photo	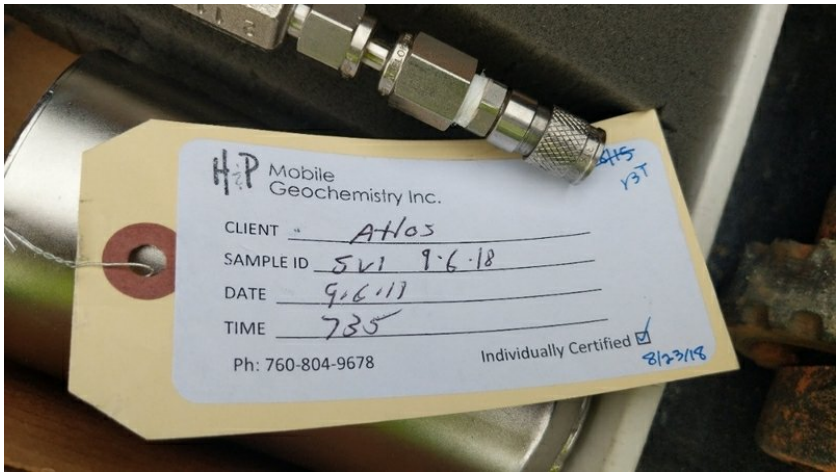

SV-2, SV-2 9-6-18

Sample Collected from Existing Implant	No
Boring Number or ID	SV-2
Longitude	-84.047393
Latitude	33.677391

Sample ID / Location ID

Sample Location Photo

Implant Location (Address or Lat/Long)	1835 Rockdale Industrial Boulevard Conyers, Georgia 30012

Soil Vapor Implant Construction

Implant Installed	Yes
Installation Date	2018-09-05
Temporary or Permanent Implant	Tempoary
Installation Method	AMS GVP Kit - Borehole Creation
Borehole Diameter in Inches	0.65
Implant Type	Shallow Soil Vapor Sample
Implant Material	Air-stone
Implant Depth in Inches	30
Sand Thickness (")	12
Bentonite Thickness (")	18

Water Dam Test Completed	No
Helium Leak Test Information	

Helium Leak Test Information

Helium Leak Test Performed	Yes
Helium % Start	57
Helium % Final	51
Helium In Implant (PPM or %)	0
Sample / Summa Can Information	

Sample Collection

Sample Collected?	Yes
Duplicate Sample Collected?	No
Sample Type	Soil Vapor
Other Field Parameters Collected?	No
Laboratory Sample ID	SV-2 9-6-18
Sample Date	2018-09-06
Purge Volume (ml)	60
Shut In Test Completed	Yes
Flow Controller ID	139
Summa Canister ID	641
Beginning Summa Vacuum	29
Ending Summa Vacuum	0
Sample Time Start	07:45
Sample End Time	07:49
Sample Tag Photo	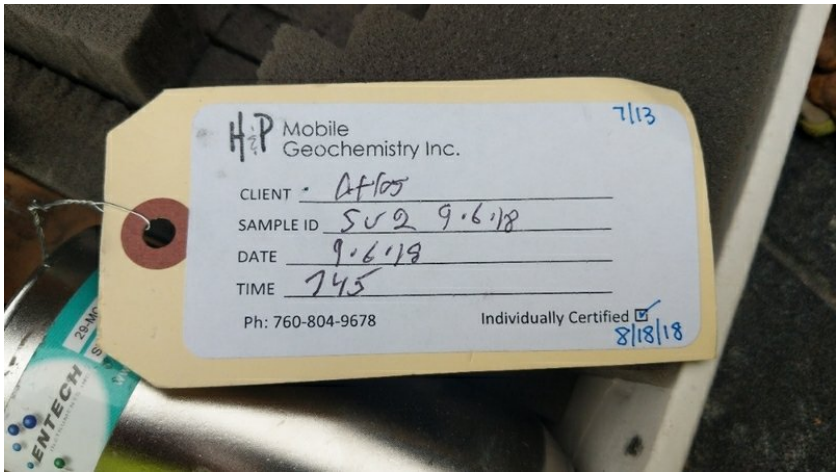

SV-3, SV-3 9-6-18

Sample Collected from Existing Implant	No
Boring Number or ID	SV-3
Longitude	-84.046753
Latitude	33.677215

Sample ID / Location ID

Sample Location Photo

Implant Location (Address or Lat/Long)	1835 Rockdale Industrial Boulevard Conyers, Georgia 30012

Soil Vapor Implant Construction

Implant Installed	Yes

Installation Date	2018-09-05
Temporary or Permanent Implant	Tempoary
Installation Method	AMS GVP Kit - Borehole Creation
Borehole Diameter in Inches	0.65
Implant Type	Shallow Soil Vapor Sample
Implant Material	Air-stone
Implant Depth in Inches	30
Sand Thickness (")	12
Bentonite Thickness (")	18
Water Dam Test Completed	No
Helium Leak Test Information	

Helium Leak Test Information

Helium Leak Test Performed	Yes
Helium % Start	61
Helium % Final	54
Helium In Implant (PPM or %)	0
Sample / Summa Can Information	

Sample Collection

Sample Collected?	Yes
Duplicate Sample Collected?	No
Sample Type	Soil Vapor
Other Field Parameters Collected?	No
Laboratory Sample ID	SV-3 9-6-18
Sample Date	2018-09-06
Purge Volume (ml)	60
Shut In Test Completed	Yes
Flow Controller ID	151
Summa Canister ID	458
Beginning Summa Vacuum	29
Ending Summa Vacuum	0
Sample Time Start	08:00
Sample End Time	08:04

Sample Tag Photo



SV-4, SV-4 9-6-18

Sample Collected from Existing Implant	No
Boring Number or ID	SV-4
Longitude	-84.046696
Latitude	33.676964

Sample ID / Location ID

Sample Location Photo

Implant Location (Address or Lat/Long)	1835 Rockdale Industrial Boulevard Conyers, Georgia 30012

Soil Vapor Implant Construction

Implant Installed	Yes

Installation Date	2018-09-05
Temporary or Permanent Implant	Tempoary
Installation Method	AMS GVP Kit - Borehole Creation
Borehole Diameter in Inches	0.65
Implant Type	Shallow Soil Vapor Sample
Implant Material	Air-stone
Implant Depth in Inches	30
Sand Thickness (")	12
Bentonite Thickness (")	18
Water Dam Test Completed	No
Helium Leak Test Information	

Helium Leak Test Information

Helium Leak Test Performed	Yes
Helium % Start	71
Helium % Final	59
Helium In Implant (PPM or %)	250
Sample / Summa Can Information	

Sample Collection

Sample Collected?	Yes
Duplicate Sample Collected?	No
Sample Type	Soil Vapor
Other Field Parameters Collected?	No
Laboratory Sample ID	SV-4 9-6-18
Sample Date	2018-09-06
Purge Volume (ml)	60
Shut In Test Completed	NA
Flow Controller ID	295
Summa Canister ID	29
Beginning Summa Vacuum	29
Ending Summa Vacuum	0
Sample Time Start	08:15
Sample End Time	08:18

Sample Tag Photo

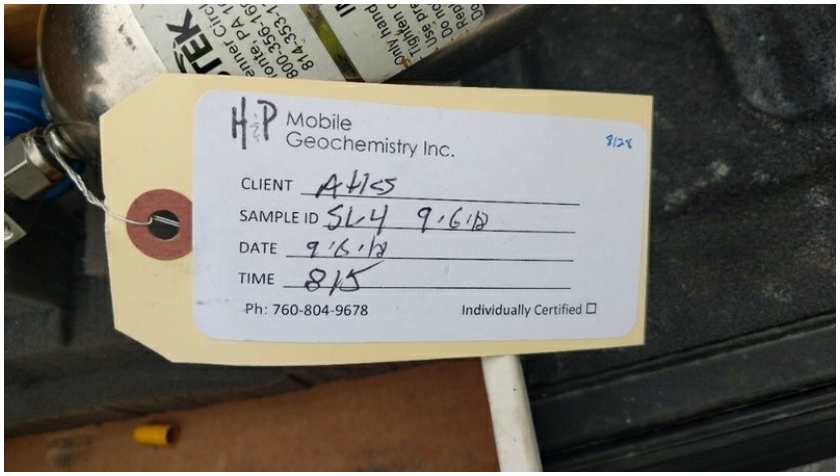

SV-5, SV-5 9-6-18

Sample Collected from Existing Implant	No
Boring Number or ID	SV-5
Longitude	-84.04773
Latitude	33.677264

Sample ID / Location ID

Sample Location Photo

Implant Location (Address or Lat/Long)	1835 Rockdale Industrial Boulevard Conyers, Georgia 30012

Soil Vapor Implant Construction

Implant Installed	Yes
Installation Date	2018-09-05
Temporary or Permanent Implant	Tempoary
Installation Method	AMS GVP Kit - Borehole Creation
Borehole Diameter in Inches	0.65
Implant Type	Shallow Soil Vapor Sample
Implant Material	Air-stone
Implant Depth in Inches	30
Sand Thickness (")	12
Bentonite Thickness (")	18

Water Dam Test Completed	No
Helium Leak Test Information	

Helium Leak Test Information

Helium Leak Test Performed	Yes
Helium % Start	62
Helium % Final	54
Helium In Implant (PPM or %)	0
Sample / Summa Can Information	

Sample Collection

Sample Collected?	Yes
Duplicate Sample Collected?	No
Sample Type	Soil Vapor
Other Field Parameters Collected?	No
Laboratory Sample ID	SV-5 9-6-18
Sample Date	2018-09-06
Purge Volume (ml)	60
Shut In Test Completed	Yes
Flow Controller ID	46
Summa Canister ID	143
Beginning Summa Vacuum	29
Ending Summa Vacuum	0
Sample Time Start	08:30
Sample End Time	08:34
Sample Tag Photo	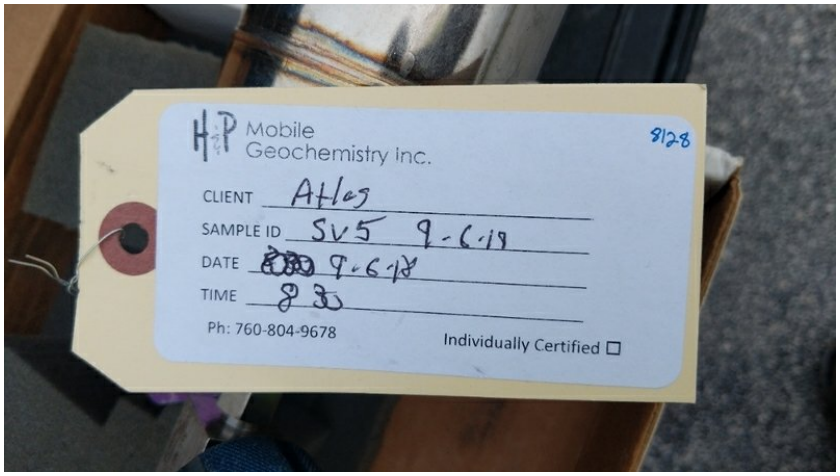

SV-6, SV-6 9-6-18

Sample Collected from Existing Implant	No
Boring Number or ID	SV-6
Longitude	-84.047967
Latitude	33.676415

Sample ID / Location ID

Sample Location Photo

Implant Location (Address or Lat/Long)	1835 Rockdale Industrial Boulevard Conyers, Georgia 30012

Soil Vapor Implant Construction

Implant Installed	Yes
Installation Date	2018-09-05
Temporary or Permanent Implant	Tempoary
Installation Method	AMS GVP Kit - Borehole Creation
Borehole Diameter in Inches	0.65
Implant Type	Shallow Soil Vapor Sample
Implant Material	Air-stone
Implant Depth in Inches	30
Sand Thickness (")	12
Bentonite Thickness (")	18

Water Dam Test Completed	No
Helium Leak Test Information	

Helium Leak Test Information

Helium Leak Test Performed	Yes
Helium % Start	53
Helium % Final	45
Helium In Implant (PPM or %)	0
Sample / Summa Can Information	

Sample Collection

Sample Collected?	Yes
Duplicate Sample Collected?	No
Sample Type	Soil Vapor
Other Field Parameters Collected?	No
Laboratory Sample ID	SV-6 9-6-18
Sample Date	2018-09-06
Purge Volume (ml)	60
Shut In Test Completed	Yes
Flow Controller ID	283
Summa Canister ID	626
Beginning Summa Vacuum	28
Ending Summa Vacuum	0
Sample Time Start	08:45
Sample End Time	08:48

Sample Tag Photo

SV-7, SV-7 9-6-18

Sample Collected from Existing Implant	No
Boring Number or ID	SV-7
Longitude	-84.046375
Latitude	33.678229

Sample ID / Location ID

Sample Location Photo

Implant Location (Address or Lat/Long)	1875 Rockdale Industrial Boulevard Conyers, Georgia 30012

Soil Vapor Implant Construction

Implant Installed	Yes

Installation Date	2018-09-05
Temporary or Permanent Implant	Tempoary
Installation Method	AMS GVP Kit - Borehole Creation
Borehole Diameter in Inches	0.65
Implant Type	Shallow Soil Vapor Sample
Implant Material	Air-stone
Implant Depth in Inches	30
Sand Thickness (")	12
Bentonite Thickness (")	18
Water Dam Test Completed	No
Helium Leak Test Information	

Helium Leak Test Information

Helium Leak Test Performed	Yes
Helium % Start	62
Helium % Final	54
Helium In Implant (PPM or %)	125
Sample / Summa Can Information	

Sample Collection

Sample Collected?	Yes
Duplicate Sample Collected?	No
Sample Type	Soil Vapor
Other Field Parameters Collected?	No
Laboratory Sample ID	SV-7 9-6-18
Sample Date	2018-09-06
Purge Volume (ml)	60
Shut In Test Completed	Yes
Flow Controller ID	260
Summa Canister ID	644
Beginning Summa Vacuum	29
Ending Summa Vacuum	0
Sample Time Start	09:05
Sample End Time	09:08

Sample Tag Photo



SV-8, SV-8 9-6-18

Sample Collected from Existing Implant	No
Boring Number or ID	SV-8
Longitude	-84.047231
Latitude	33.677827

Sample ID / Location ID

Sample Location Photo

Implant Location (Address or Lat/Long)	1835 Rockdale Industrial Boulevard Conyers, Georgia 30012

Soil Vapor Implant Construction

Implant Installed	Yes

Installation Date	2018-09-05
Temporary or Permanent Implant	Tempoary
Installation Method	AMS GVP Kit - Borehole Creation
Borehole Diameter in Inches	0.65
Implant Type	Shallow Soil Vapor Sample
Implant Material	Air-stone
Implant Depth in Inches	30
Sand Thickness (")	12
Bentonite Thickness (")	18
Water Dam Test Completed	No
Helium Leak Test Information	

Helium Leak Test Information

Helium Leak Test Performed	Yes
Helium % Start	63
Helium % Final	52
Helium In Implant (PPM or %)	0
Sample / Summa Can Information	

Sample Collection

Sample Collected?	Yes
Duplicate Sample Collected?	No
Sample Type	Soil Vapor
Other Field Parameters Collected?	No
Laboratory Sample ID	SV-8 9-6-18
Sample Date	2018-08-31
Purge Volume (ml)	60
Shut In Test Completed	Yes
Flow Controller ID	318
Summa Canister ID	608
Beginning Summa Vacuum	29
Ending Summa Vacuum	0
Sample Time Start	09:30
Sample End Time	09:34

Sample Tag Photo



SV-9, SV-9 9-6-18

Sample Collected from Existing Implant	No
Boring Number or ID	SV-9
Longitude	-84.047318
Latitude	33.678593

Sample ID / Location ID

Sample Location Photo

Implant Location (Address or Lat/Long)	Conyers, Georgia 30012

Soil Vapor Implant Construction

Implant Installed	Yes

Installation Date	2018-09-05
Temporary or Permanent Implant	Tempoary
Installation Method	AMS GVP Kit - Borehole Creation
Borehole Diameter in Inches	0.65
Implant Type	Shallow Soil Vapor Sample
Implant Material	Air-stone
Implant Depth in Inches	30
Sand Thickness (")	12
Bentonite Thickness (")	18
Water Dam Test Completed	No
Helium Leak Test Information	

Helium Leak Test Information

Helium Leak Test Performed	Yes
Helium % Start	69
Helium % Final	48
Helium In Implant (PPM or %)	125
Sample / Summa Can Information	

Sample Collection

Sample Collected?	Yes
Duplicate Sample Collected?	No
Sample Type	Soil Vapor
Other Field Parameters Collected?	No
Laboratory Sample ID	SV-9 9-6-18
Sample Date	2018-09-06
Purge Volume (ml)	60
Shut In Test Completed	Yes
Flow Controller ID	45
Summa Canister ID	384
Beginning Summa Vacuum	28
Ending Summa Vacuum	0
Sample Time Start	09:45
Sample End Time	09:49

Sample Tag Photo



SV-10, SV-10 9-6-18

Sample Collected from Existing Implant	No
Boring Number or ID	SV-10
Longitude	-84.04809
Latitude	33.679878

Sample ID / Location ID

Sample Location Photo

Implant Location (Address or Lat/Long)	1373 Farmer Road Northwest Conyers, Georgia 30012

Soil Vapor Implant Construction

Implant Installed	Yes
Installation Date	2018-09-05
Temporary or Permanent Implant	Tempoary
Installation Method	AMS GVP Kit - Borehole Creation
Borehole Diameter in Inches	0.65
Implant Type	Shallow Soil Vapor Sample
Implant Material	Air-stone
Implant Depth in Inches	30
Sand Thickness (")	12
Bentonite Thickness (")	18
Water Dam Test Completed	No
Helium Leak Test Information	

Helium Leak Test Information

Helium Leak Test Performed	Yes
Helium % Start	71
Helium % Final	65
Helium In Implant (PPM or %)	0
Sample / Summa Can Information	

Sample Collection

Sample Collected?	Yes
Duplicate Sample Collected?	No
Sample Type	Soil Vapor
Other Field Parameters Collected?	No
Laboratory Sample ID	SV-10 9-6-18
Sample Date	2018-09-06
Purge Volume (ml)	60
Shut In Test Completed	Yes
Flow Controller ID	40
Summa Canister ID	355
Beginning Summa Vacuum	28
Ending Summa Vacuum	0
Sample Time Start	10:00
Sample End Time	22:03
Sample Tag Photo	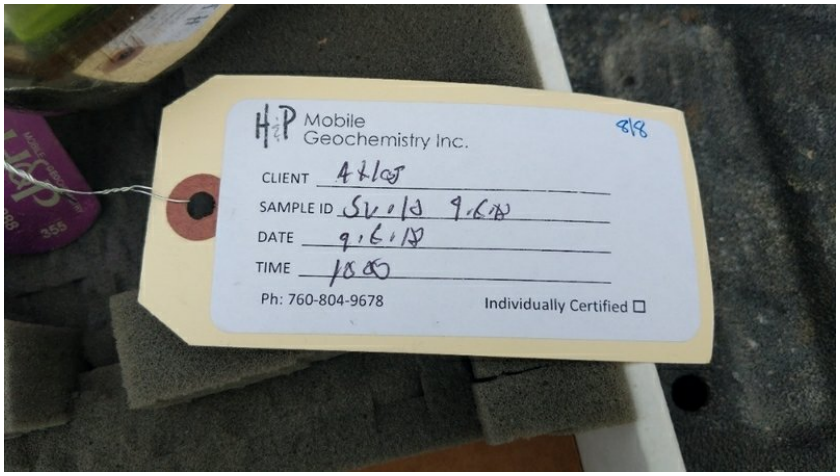

Sample Shipping Information	
Method of Shipping or Delivery	UPS
Scan Shipping Label	1Z93TT618749812259
Signature of Sampler or Installer	

Signed 2018-09-06 08:34:11 EDT

Client Signature

Signed 2018-09-05 12:19:16 EDT

Photo of Chain of Custody

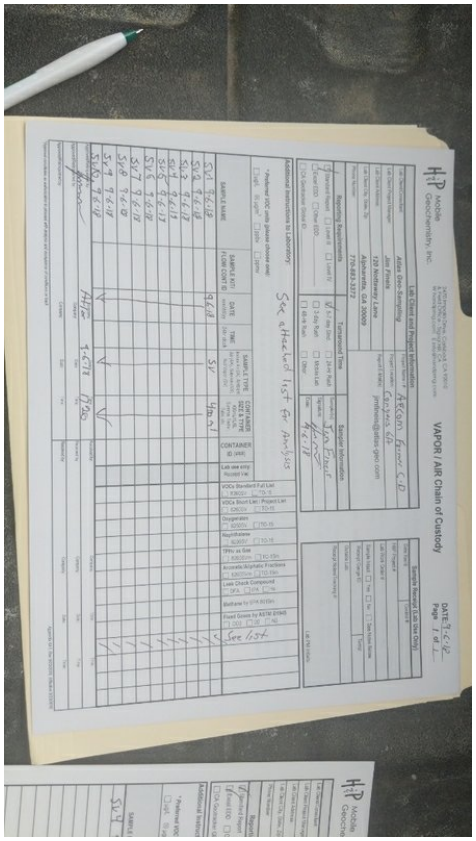

ATTACHMENT B

H&P Mobile Geochemistry Inc. Analytical Report

Mobile Geochemistry Inc.

19 September 2018

Mr. Jim Fineis
Atlas Geo-Sampling Company
120 Nottaway Lane
Alpharetta, GA 30009

H&P Project: AG091018-16
Client Project: AECOM Former C&D

Dear Mr. Jim Fineis:

Enclosed is the analytical report for the above referenced project. The data herein applies to samples as received by H&P Mobile Geochemistry, Inc. on 10-Sep-18 which were analyzed in accordance with the attached Chain of Custody record(s).

The results for all sample analyses and required QA/QC analyses are presented in the following sections and summarized in the documents:

- Sample Summary
- Case Narrative (if applicable)
- Sample Results
- Quality Control Summary
- Notes and Definitions / Appendix
- Chain of Custody
- Sampling Logs (if applicable)

Unless otherwise noted, I certify that all analyses were performed and reviewed in compliance with our Quality Systems Manual and Standard Operating Procedures. This report shall not be reproduced, except in full, without the written approval of H&P Mobile Geochemistry, Inc.

We at H&P Mobile Geochemistry, Inc. sincerely appreciate the opportunity to provide analytical services to you on this project. If you have any questions or concerns regarding this analytical report, please contact me at your convenience at 760-804-9678.

Sincerely,

Janis La Roux
Laboratory Director

H&P Mobile Geochemistry, Inc. is certified under the California ELAP and the National Environmental Laboratory Accreditation Conference (NELAC). H&P is approved as an Environmental Testing Laboratory and Mobile Laboratory in accordance with the DoD-ELAP Program and ISO/IEC 17025:2005 programs, accreditation number 69070 for EPA Method TO-15, H&P Method TO-15, EPA Method 8260B and H&P 8260SV.

H&P Mobile
Geochemistry Inc.

2470 Impala Drive
Carlsbad, CA 92010
760-804-9678 Phone
760-804-9159 Fax

Atlas Geo-Sampling Company	Project: AG091018-16	
120 Nottaway Lane	Project Number: AECOM Former C&D	Reported:
Alpharetta, GA 30009	Project Manager: Mr. Jim Fineis	19-Sep-18 13:08

ANALYTICAL REPORT FOR SAMPLES

Sample ID	Laboratory ID	Matrix	Date Sampled	Date Received
SV1 9-6-18	E809036-01	Vapor	06-Sep-18	10-Sep-18
SV2 9-6-18	E809036-02	Vapor	06-Sep-18	10-Sep-18
SV3 9-6-18	E809036-03	Vapor	06-Sep-18	10-Sep-18
SV4 9-6-18	E809036-04	Vapor	06-Sep-18	10-Sep-18
SV5 9-6-18	E809036-05	Vapor	06-Sep-18	10-Sep-18
SV6 9-6-18	E809036-06	Vapor	06-Sep-18	10-Sep-18
SV7 9-6-18	E809036-07	Vapor	06-Sep-18	10-Sep-18
SV8 9-6-18	E809036-08	Vapor	06-Sep-18	10-Sep-18
SV9 9-6-18	E809036-09	Vapor	06-Sep-18	10-Sep-18
SV10 9-6-18	E809036-10	Vapor	06-Sep-18	10-Sep-18

The percent criteria for 1,2,4-Trichlorobenzene and Hexachlorobutadiene fell below the method criteria in the continuing calibration verification. Any results for these analytes may be biased low.

H&P Mobile
Geochemistry Inc.

2470 Impala Drive
Carlsbad, CA 92010
760-804-9678 Phone
760-804-9159 Fax

Atlas Geo-Sampling Company	Project: AG091018-16	
120 Nottaway Lane	Project Number: AECOM Former C&D	Reported:
Alpharetta, GA 30009	Project Manager: Mr. Jim Fineis	19-Sep-18 13:08

DETECTIONS SUMMARY

Sample ID: **SV1 9-6-18** Laboratory ID: **E809036-01**

Analyte	Result	Reporting Limit	Units	Method	Notes
Trichloroethene	**33**	5.5	ug/m3	EPA TO-15	
Toluene	**33**	3.8	ug/m3	EPA TO-15	
Ethylbenzene	**12**	4.4	ug/m3	EPA TO-15	QL-1L
m,p-Xylene	**28**	8.8	ug/m3	EPA TO-15	
o-Xylene	**10**	4.4	ug/m3	EPA TO-15	
1,2,4-Trimethylbenzene	**13**	5.0	ug/m3	EPA TO-15	

Sample ID: **SV2 9-6-18** Laboratory ID: **E809036-02**

Analyte	Result	Reporting Limit	Units	Method	Notes
Carbon disulfide	**9.9**	6.3	ug/m3	EPA TO-15	
Benzene	**9.4**	3.2	ug/m3	EPA TO-15	
Toluene	**67**	3.8	ug/m3	EPA TO-15	
Tetrachloroethene	**21**	6.9	ug/m3	EPA TO-15	
Ethylbenzene	**24**	4.4	ug/m3	EPA TO-15	QL-1L
m,p-Xylene	**46**	8.8	ug/m3	EPA TO-15	
Styrene	**6.4**	4.3	ug/m3	EPA TO-15	
o-Xylene	**28**	4.4	ug/m3	EPA TO-15	
4-Ethyltoluene	**5.9**	5.0	ug/m3	EPA TO-15	
1,3,5-Trimethylbenzene	**5.0**	5.0	ug/m3	EPA TO-15	
1,2,4-Trimethylbenzene	**15**	5.0	ug/m3	EPA TO-15	

Sample ID: **SV3 9-6-18** Laboratory ID: **E809036-03**

Analyte	Result	Reporting Limit	Units	Method	Notes
Carbon disulfide	**38**	6.3	ug/m3	EPA TO-15	
1,1,1-Trichloroethane	**5.6**	5.5	ug/m3	EPA TO-15	
Benzene	**34**	3.2	ug/m3	EPA TO-15	
Trichloroethene	**53**	5.5	ug/m3	EPA TO-15	
4-Methyl-2-pentanone (MIBK)	**12**	8.3	ug/m3	EPA TO-15	
Toluene	**140**	3.8	ug/m3	EPA TO-15	
Tetrachloroethene	**310**	6.9	ug/m3	EPA TO-15	
Ethylbenzene	**40**	4.4	ug/m3	EPA TO-15	QL-1L
m,p-Xylene	**68**	8.8	ug/m3	EPA TO-15	
Styrene	**6.0**	4.3	ug/m3	EPA TO-15	
o-Xylene	**26**	4.4	ug/m3	EPA TO-15	
4-Ethyltoluene	**6.5**	5.0	ug/m3	EPA TO-15	

H&P Mobile
Geochemistry Inc.

2470 Impala Drive
Carlsbad, CA 92010
760-804-9678 Phone
760-804-9159 Fax

Atlas Geo-Sampling Company	Project: AG091018-16	
120 Nottaway Lane	Project Number: AECOM Former C&D	Reported:
Alpharetta, GA 30009	Project Manager: Mr. Jim Fineis	19-Sep-18 13:08

Sample ID: **SV3 9-6-18** Laboratory ID: **E809036-03**

Analyte	Result	Reporting Limit	Units	Method	Notes
1,3,5-Trimethylbenzene	**8.0**	5.0	ug/m3	EPA TO-15	
1,2,4-Trimethylbenzene	**21**	5.0	ug/m3	EPA TO-15	

Sample ID: **SV4 9-6-18** Laboratory ID: **E809036-04**

Analyte	Result	Reporting Limit	Units	Method	Notes
Carbon disulfide	**19**	6.3	ug/m3	EPA TO-15	
Benzene	**16**	3.2	ug/m3	EPA TO-15	
Trichloroethene	**11**	5.5	ug/m3	EPA TO-15	
Toluene	**84**	3.8	ug/m3	EPA TO-15	
Tetrachloroethene	**110**	6.9	ug/m3	EPA TO-15	
Ethylbenzene	**24**	4.4	ug/m3	EPA TO-15	QL-1L
m,p-Xylene	**44**	8.8	ug/m3	EPA TO-15	
Styrene	**5.3**	4.3	ug/m3	EPA TO-15	
o-Xylene	**17**	4.4	ug/m3	EPA TO-15	
4-Ethyltoluene	**6.6**	5.0	ug/m3	EPA TO-15	
1,3,5-Trimethylbenzene	**7.1**	5.0	ug/m3	EPA TO-15	
1,2,4-Trimethylbenzene	**20**	5.0	ug/m3	EPA TO-15	

Sample ID: **SV5 9-6-18** Laboratory ID: **E809036-05**

Analyte	Result	Reporting Limit	Units	Method	Notes
Benzene	**4.0**	3.2	ug/m3	EPA TO-15	
Toluene	**33**	3.8	ug/m3	EPA TO-15	
Ethylbenzene	**11**	4.4	ug/m3	EPA TO-15	QL-1L
m,p-Xylene	**27**	8.8	ug/m3	EPA TO-15	
o-Xylene	**11**	4.4	ug/m3	EPA TO-15	
4-Ethyltoluene	**5.3**	5.0	ug/m3	EPA TO-15	
1,3,5-Trimethylbenzene	**5.2**	5.0	ug/m3	EPA TO-15	
1,2,4-Trimethylbenzene	**16**	5.0	ug/m3	EPA TO-15	

Sample ID: **SV6 9-6-18** Laboratory ID: **E809036-06**

Analyte	Result	Reporting Limit	Units	Method	Notes
Benzene	**4.5**	3.2	ug/m3	EPA TO-15	
Toluene	**37**	3.8	ug/m3	EPA TO-15	
Tetrachloroethene	**57**	6.9	ug/m3	EPA TO-15	
Ethylbenzene	**18**	4.4	ug/m3	EPA TO-15	QL-1L
m,p-Xylene	**36**	8.8	ug/m3	EPA TO-15	

H&P Mobile
Geochemistry Inc.

2470 Impala Drive
Carlsbad, CA 92010
760-804-9678 Phone
760-804-9159 Fax

Atlas Geo-Sampling Company	Project: AG091018-16	
120 Nottaway Lane	Project Number: AECOM Former C&D	Reported:
Alpharetta, GA 30009	Project Manager: Mr. Jim Fineis	19-Sep-18 13:08

Sample ID: **SV6 9-6-18** Laboratory ID: **E809036-06**

Analyte	Result	Reporting Limit	Units	Method	Notes
Styrene	**6.4**	4.3	ug/m3	EPA TO-15	
o-Xylene	**14**	4.4	ug/m3	EPA TO-15	
4-Ethyltoluene	**11**	5.0	ug/m3	EPA TO-15	
1,3,5-Trimethylbenzene	**5.9**	5.0	ug/m3	EPA TO-15	
1,2,4-Trimethylbenzene	**19**	5.0	ug/m3	EPA TO-15	

Sample ID: **SV7 9-6-18** Laboratory ID: **E809036-07**

Analyte	Result	Reporting Limit	Units	Method	Notes
Tetrachloroethene	**8.8**	6.9	ug/m3	EPA TO-15	

Sample ID: **SV8 9-6-18** Laboratory ID: **E809036-08**

Analyte	Result	Reporting Limit	Units	Method	Notes
Tetrachloroethene	**9.0**	6.9	ug/m3	EPA TO-15	

Sample ID: **SV9 9-6-18** Laboratory ID: **E809036-09**

Analyte	Result	Reporting Limit	Units	Method	Notes
Tetrachloroethene	**26**	6.9	ug/m3	EPA TO-15	

Sample ID: **SV10 9-6-18** Laboratory ID: **E809036-10**

Analyte	Result	Reporting Limit	Units	Method	Notes
Tetrachloroethene	**22**	6.9	ug/m3	EPA TO-15	

H&P Mobile
Geochemistry Inc.

2470 Impala Drive
Carlsbad, CA 92010
760-804-9678 Phone
760-804-9159 Fax

Atlas Geo-Sampling Company	Project: AG091018-16	
120 Nottaway Lane	Project Number: AECOM Former C&D	Reported:
Alpharetta, GA 30009	Project Manager: Mr. Jim Fineis	19-Sep-18 13:08

Volatile Organic Compounds by EPA TO-15

H&P Mobile Geochemistry, Inc.

Analyte	Result	Reporting Limit	Units	Dilution Factor	Batch	Prepared	Analyzed	Method	Notes
SV1 9-6-18 (E809036-01) Vapor Sampled: 06-Sep-18 Received: 10-Sep-18									
Dichlorodifluoromethane (F12)	ND	5.0	ug/m3	1	EI81907	18-Sep-18	18-Sep-18	EPA TO-15	
Chloromethane	ND	2.1	"	"	"	"	"	"	
Dichlorotetrafluoroethane (F114)	ND	7.1	"	"	"	"	"	"	
Vinyl chloride	ND	2.6	"	"	"	"	"	"	
Bromomethane	ND	16	"	"	"	"	"	"	
Chloroethane	ND	8.0	"	"	"	"	"	"	
Trichlorofluoromethane (F11)	ND	5.6	"	"	"	"	"	"	
1,1-Dichloroethene	ND	4.0	"	"	"	"	"	"	
1,1,2-Trichlorotrifluoroethane (F113)	ND	7.7	"	"	"	"	"	"	
Methylene chloride (Dichloromethane)	ND	3.5	"	"	"	"	"	"	
Carbon disulfide	ND	6.3	"	"	"	"	"	"	
trans-1,2-Dichloroethene	ND	8.0	"	"	"	"	"	"	
1,1-Dichloroethane	ND	4.1	"	"	"	"	"	"	
2-Butanone (MEK)	ND	30	"	"	"	"	"	"	
cis-1,2-Dichloroethene	ND	4.0	"	"	"	"	"	"	
Chloroform	ND	4.9	"	"	"	"	"	"	
1,1,1-Trichloroethane	ND	5.5	"	"	"	"	"	"	
1,2-Dichloroethane (EDC)	ND	4.1	"	"	"	"	"	"	
Benzene	ND	3.2	"	"	"	"	"	"	
Carbon tetrachloride	ND	6.4	"	"	"	"	"	"	
Trichloroethene	**33**	5.5	"	"	"	"	"	"	
1,2-Dichloropropane	ND	9.4	"	"	"	"	"	"	
Bromodichloromethane	ND	6.8	"	"	"	"	"	"	
cis-1,3-Dichloropropene	ND	4.6	"	"	"	"	"	"	
4-Methyl-2-pentanone (MIBK)	ND	8.3	"	"	"	"	"	"	
trans-1,3-Dichloropropene	ND	4.6	"	"	"	"	"	"	
Toluene	**33**	3.8	"	"	"	"	"	"	
1,1,2-Trichloroethane	ND	5.5	"	"	"	"	"	"	
2-Hexanone (MBK)	ND	8.3	"	"	"	"	"	"	
Dibromochloromethane	ND	8.6	"	"	"	"	"	"	
Tetrachloroethene	ND	6.9	"	"	"	"	"	"	
1,2-Dibromoethane (EDB)	ND	7.8	"	"	"	"	"	"	
1,1,1,2-Tetrachloroethane	ND	7.0	"	"	"	"	"	"	
Chlorobenzene	ND	4.7	"	"	"	"	"	"	
Ethylbenzene	**12**	4.4	"	"	"	"	"	"	QL-1L
m,p-Xylene	**28**	8.8	"	"	"	"	"	"	
Styrene	ND	4.3	"	"	"	"	"	"	
o-Xylene	**10**	4.4	"	"	"	"	"	"	

H&P Mobile
Geochemistry Inc.

2470 Impala Drive
Carlsbad, CA 92010
760-804-9678 Phone
760-804-9159 Fax

Atlas Geo-Sampling Company	Project: AG091018-16	
120 Nottaway Lane	Project Number: AECOM Former C&D	Reported:
Alpharetta, GA 30009	Project Manager: Mr. Jim Fineis	19-Sep-18 13:08

Volatile Organic Compounds by EPA TO-15

H&P Mobile Geochemistry, Inc.

Analyte	Result	Reporting Limit	Units	Dilution Factor	Batch	Prepared	Analyzed	Method	Notes
SV1 9-6-18 (E809036-01) Vapor Sampled: 06-Sep-18 Received: 10-Sep-18									
Bromoform	ND	10	ug/m3	1	EI81907	18-Sep-18	18-Sep-18	EPA TO-15	
1,1,2,2-Tetrachloroethane	ND	7.0	"	"	"	"	"	"	
4-Ethyltoluene	ND	5.0	"	"	"	"	"	"	
1,3,5-Trimethylbenzene	ND	5.0	"	"	"	"	"	"	
1,2,4-Trimethylbenzene	**13**	5.0	"	"	"	"	"	"	
1,3-Dichlorobenzene	ND	12	"	"	"	"	"	"	
1,4-Dichlorobenzene	ND	12	"	"	"	"	"	"	
1,2-Dichlorobenzene	ND	12	"	"	"	"	"	"	
1,2,4-Trichlorobenzene	ND	38	"	"	"	"	"	"	
Hexachlorobutadiene	ND	54	"	"	"	"	"	"	
Surrogate: 1,2-Dichloroethane-d4		*93.7 %*		*76-134*	"	"	"	"	
Surrogate: Toluene-d8		*102 %*		*78-125*	"	"	"	"	
Surrogate: 4-Bromofluorobenzene		*95.9 %*		*77-127*	"	"	"	"	
SV2 9-6-18 (E809036-02) Vapor Sampled: 06-Sep-18 Received: 10-Sep-18									
Dichlorodifluoromethane (F12)	ND	5.0	ug/m3	1	EI81907	18-Sep-18	18-Sep-18	EPA TO-15	
Chloromethane	ND	2.1	"	"	"	"	"	"	
Dichlorotetrafluoroethane (F114)	ND	7.1	"	"	"	"	"	"	
Vinyl chloride	ND	2.6	"	"	"	"	"	"	
Bromomethane	ND	16	"	"	"	"	"	"	
Chloroethane	ND	8.0	"	"	"	"	"	"	
Trichlorofluoromethane (F11)	ND	5.6	"	"	"	"	"	"	
1,1-Dichloroethene	ND	4.0	"	"	"	"	"	"	
1,1,2-Trichlorotrifluoroethane (F113)	ND	7.7	"	"	"	"	"	"	
Methylene chloride (Dichloromethane)	ND	3.5	"	"	"	"	"	"	
Carbon disulfide	**9.9**	6.3	"	"	"	"	"	"	
trans-1,2-Dichloroethene	ND	8.0	"	"	"	"	"	"	
1,1-Dichloroethane	ND	4.1	"	"	"	"	"	"	
2-Butanone (MEK)	ND	30	"	"	"	"	"	"	
cis-1,2-Dichloroethene	ND	4.0	"	"	"	"	"	"	
Chloroform	ND	4.9	"	"	"	"	"	"	
1,1,1-Trichloroethane	ND	5.5	"	"	"	"	"	"	
1,2-Dichloroethane (EDC)	ND	4.1	"	"	"	"	"	"	
Benzene	**9.4**	3.2	"	"	"	"	"	"	
Carbon tetrachloride	ND	6.4	"	"	"	"	"	"	
Trichloroethene	ND	5.5	"	"	"	"	"	"	
1,2-Dichloropropane	ND	9.4	"	"	"	"	"	"	

H&P Mobile
Geochemistry Inc.

2470 Impala Drive
Carlsbad, CA 92010
760-804-9678 Phone
760-804-9159 Fax

Atlas Geo-Sampling Company	Project: AG091018-16	
120 Nottaway Lane	Project Number: AECOM Former C&D	Reported:
Alpharetta, GA 30009	Project Manager: Mr. Jim Fineis	19-Sep-18 13:08

Volatile Organic Compounds by EPA TO-15

H&P Mobile Geochemistry, Inc.

Analyte	Result	Reporting Limit	Units	Dilution Factor	Batch	Prepared	Analyzed	Method	Notes
SV2 9-6-18 (E809036-02) Vapor Sampled: 06-Sep-18 Received: 10-Sep-18									
Bromodichloromethane	ND	6.8	ug/m3	1	EI81907	18-Sep-18	18-Sep-18	EPA TO-15	
cis-1,3-Dichloropropene	ND	4.6	"	"	"	"	"	"	
4-Methyl-2-pentanone (MIBK)	ND	8.3	"	"	"	"	"	"	
trans-1,3-Dichloropropene	ND	4.6	"	"	"	"	"	"	
Toluene	**67**	3.8	"	"	"	"	"	"	
1,1,2-Trichloroethane	ND	5.5	"	"	"	"	"	"	
2-Hexanone (MBK)	ND	8.3	"	"	"	"	"	"	
Dibromochloromethane	ND	8.6	"	"	"	"	"	"	
Tetrachloroethene	**21**	6.9	"	"	"	"	"	"	
1,2-Dibromoethane (EDB)	ND	7.8	"	"	"	"	"	"	
1,1,1,2-Tetrachloroethane	ND	7.0	"	"	"	"	"	"	
Chlorobenzene	ND	4.7	"	"	"	"	"	"	
Ethylbenzene	**24**	4.4	"	"	"	"	"	"	QL-1L
m,p-Xylene	**46**	8.8	"	"	"	"	"	"	
Styrene	**6.4**	4.3	"	"	"	"	"	"	
o-Xylene	**28**	4.4	"	"	"	"	"	"	
Bromoform	ND	10	"	"	"	"	"	"	
1,1,2,2-Tetrachloroethane	ND	7.0	"	"	"	"	"	"	
4-Ethyltoluene	**5.9**	5.0	"	"	"	"	"	"	
1,3,5-Trimethylbenzene	**5.0**	5.0	"	"	"	"	"	"	
1,2,4-Trimethylbenzene	**15**	5.0	"	"	"	"	"	"	
1,3-Dichlorobenzene	ND	12	"	"	"	"	"	"	
1,4-Dichlorobenzene	ND	12	"	"	"	"	"	"	
1,2-Dichlorobenzene	ND	12	"	"	"	"	"	"	
1,2,4-Trichlorobenzene	ND	38	"	"	"	"	"	"	
Hexachlorobutadiene	ND	54	"	"	"	"	"	"	
Surrogate: 1,2-Dichloroethane-d4		*94.2 %*		*76-134*	"	"	"	"	
Surrogate: Toluene-d8		*96.0 %*		*78-125*	"	"	"	"	
Surrogate: 4-Bromofluorobenzene		*82.3 %*		*77-127*	"	"	"	"	

H&P Mobile
Geochemistry Inc.

2470 Impala Drive
Carlsbad, CA 92010
760-804-9678 Phone
760-804-9159 Fax

Atlas Geo-Sampling Company	Project: AG091018-16	
120 Nottaway Lane	Project Number: AECOM Former C&D	Reported:
Alpharetta, GA 30009	Project Manager: Mr. Jim Fineis	19-Sep-18 13:08

Volatile Organic Compounds by EPA TO-15

H&P Mobile Geochemistry, Inc.

Analyte	Result	Reporting Limit	Units	Dilution Factor	Batch	Prepared	Analyzed	Method	Notes
SV3 9-6-18 (E809036-03) Vapor Sampled: 06-Sep-18 Received: 10-Sep-18									
Dichlorodifluoromethane (F12)	ND	5.0	ug/m3	1	EI81907	18-Sep-18	18-Sep-18	EPA TO-15	
Chloromethane	ND	2.1	"	"	"	"	"	"	
Dichlorotetrafluoroethane (F114)	ND	7.1	"	"	"	"	"	"	
Vinyl chloride	ND	2.6	"	"	"	"	"	"	
Bromomethane	ND	16	"	"	"	"	"	"	
Chloroethane	ND	8.0	"	"	"	"	"	"	
Trichlorofluoromethane (F11)	ND	5.6	"	"	"	"	"	"	
1,1-Dichloroethene	ND	4.0	"	"	"	"	"	"	
1,1,2-Trichlorotrifluoroethane (F113)	ND	7.7	"	"	"	"	"	"	
Methylene chloride (Dichloromethane)	ND	3.5	"	"	"	"	"	"	
Carbon disulfide	**38**	6.3	"	"	"	"	"	"	
trans-1,2-Dichloroethene	ND	8.0	"	"	"	"	"	"	
1,1-Dichloroethane	ND	4.1	"	"	"	"	"	"	
2-Butanone (MEK)	ND	30	"	"	"	"	"	"	
cis-1,2-Dichloroethene	ND	4.0	"	"	"	"	"	"	
Chloroform	ND	4.9	"	"	"	"	"	"	
1,1,1-Trichloroethane	**5.6**	5.5	"	"	"	"	"	"	
1,2-Dichloroethane (EDC)	ND	4.1	"	"	"	"	"	"	
Benzene	**34**	3.2	"	"	"	"	"	"	
Carbon tetrachloride	ND	6.4	"	"	"	"	"	"	
Trichloroethene	**53**	5.5	"	"	"	"	"	"	
1,2-Dichloropropane	ND	9.4	"	"	"	"	"	"	
Bromodichloromethane	ND	6.8	"	"	"	"	"	"	
cis-1,3-Dichloropropene	ND	4.6	"	"	"	"	"	"	
4-Methyl-2-pentanone (MIBK)	**12**	8.3	"	"	"	"	"	"	
trans-1,3-Dichloropropene	ND	4.6	"	"	"	"	"	"	
Toluene	**140**	3.8	"	"	"	"	"	"	
1,1,2-Trichloroethane	ND	5.5	"	"	"	"	"	"	
2-Hexanone (MBK)	ND	8.3	"	"	"	"	"	"	
Dibromochloromethane	ND	8.6	"	"	"	"	"	"	
Tetrachloroethene	**310**	6.9	"	"	"	"	"	"	
1,2-Dibromoethane (EDB)	ND	7.8	"	"	"	"	"	"	
1,1,1,2-Tetrachloroethane	ND	7.0	"	"	"	"	"	"	
Chlorobenzene	ND	4.7	"	"	"	"	"	"	
Ethylbenzene	**40**	4.4	"	"	"	"	"	"	QL-1L
m,p-Xylene	**68**	8.8	"	"	"	"	"	"	
Styrene	**6.0**	4.3	"	"	"	"	"	"	
o-Xylene	**26**	4.4	"	"	"	"	"	"	

H&P Mobile
Geochemistry Inc.

2470 Impala Drive
Carlsbad, CA 92010
760-804-9678 Phone
760-804-9159 Fax

Atlas Geo-Sampling Company	Project: AG091018-16	
120 Nottaway Lane	Project Number: AECOM Former C&D	Reported:
Alpharetta, GA 30009	Project Manager: Mr. Jim Fineis	19-Sep-18 13:08

Volatile Organic Compounds by EPA TO-15

H&P Mobile Geochemistry, Inc.

Analyte	Result	Reporting Limit	Units	Dilution Factor	Batch	Prepared	Analyzed	Method	Notes
SV3 9-6-18 (E809036-03) Vapor Sampled: 06-Sep-18 Received: 10-Sep-18									
Bromoform	ND	10	ug/m3	1	EI81907	18-Sep-18	18-Sep-18	EPA TO-15	
1,1,2,2-Tetrachloroethane	ND	7.0	"	"	"	"	"	"	
4-Ethyltoluene	**6.5**	5.0	"	"	"	"	"	"	
1,3,5-Trimethylbenzene	**8.0**	5.0	"	"	"	"	"	"	
1,2,4-Trimethylbenzene	**21**	5.0	"	"	"	"	"	"	
1,3-Dichlorobenzene	ND	12	"	"	"	"	"	"	
1,4-Dichlorobenzene	ND	12	"	"	"	"	"	"	
1,2-Dichlorobenzene	ND	12	"	"	"	"	"	"	
1,2,4-Trichlorobenzene	ND	38	"	"	"	"	"	"	
Hexachlorobutadiene	ND	54	"	"	"	"	"	"	
Surrogate: 1,2-Dichloroethane-d4		*94.4 %*		*76-134*	"	"	"	"	
Surrogate: Toluene-d8		*95.3 %*		*78-125*	"	"	"	"	
Surrogate: 4-Bromofluorobenzene		*97.2 %*		*77-127*	"	"	"	"	
SV4 9-6-18 (E809036-04) Vapor Sampled: 06-Sep-18 Received: 10-Sep-18									
Dichlorodifluoromethane (F12)	ND	5.0	ug/m3	1	EI81907	18-Sep-18	18-Sep-18	EPA TO-15	
Chloromethane	ND	2.1	"	"	"	"	"	"	
Dichlorotetrafluoroethane (F114)	ND	7.1	"	"	"	"	"	"	
Vinyl chloride	ND	2.6	"	"	"	"	"	"	
Bromomethane	ND	16	"	"	"	"	"	"	
Chloroethane	ND	8.0	"	"	"	"	"	"	
Trichlorofluoromethane (F11)	ND	5.6	"	"	"	"	"	"	
1,1-Dichloroethene	ND	4.0	"	"	"	"	"	"	
1,1,2-Trichlorotrifluoroethane (F113)	ND	7.7	"	"	"	"	"	"	
Methylene chloride (Dichloromethane)	ND	3.5	"	"	"	"	"	"	
Carbon disulfide	**19**	6.3	"	"	"	"	"	"	
trans-1,2-Dichloroethene	ND	8.0	"	"	"	"	"	"	
1,1-Dichloroethane	ND	4.1	"	"	"	"	"	"	
2-Butanone (MEK)	ND	30	"	"	"	"	"	"	
cis-1,2-Dichloroethene	ND	4.0	"	"	"	"	"	"	
Chloroform	ND	4.9	"	"	"	"	"	"	
1,1,1-Trichloroethane	ND	5.5	"	"	"	"	"	"	
1,2-Dichloroethane (EDC)	ND	4.1	"	"	"	"	"	"	
Benzene	**16**	3.2	"	"	"	"	"	"	
Carbon tetrachloride	ND	6.4	"	"	"	"	"	"	
Trichloroethene	**11**	5.5	"	"	"	"	"	"	
1,2-Dichloropropane	ND	9.4	"	"	"	"	"	"	

H&P Mobile
Geochemistry Inc.

2470 Impala Drive
Carlsbad, CA 92010
760-804-9678 Phone
760-804-9159 Fax

Atlas Geo-Sampling Company	Project: AG091018-16	
120 Nottaway Lane	Project Number: AECOM Former C&D	Reported:
Alpharetta, GA 30009	Project Manager: Mr. Jim Fineis	19-Sep-18 13:08

Volatile Organic Compounds by EPA TO-15

H&P Mobile Geochemistry, Inc.

Analyte	Result	Reporting Limit	Units	Dilution Factor	Batch	Prepared	Analyzed	Method	Notes
SV4 9-6-18 (E809036-04) Vapor Sampled: 06-Sep-18 Received: 10-Sep-18									
Bromodichloromethane	ND	6.8	ug/m3	1	EI81907	18-Sep-18	18-Sep-18	EPA TO-15	
cis-1,3-Dichloropropene	ND	4.6	"	"	"	"	"	"	
4-Methyl-2-pentanone (MIBK)	ND	8.3	"	"	"	"	"	"	
trans-1,3-Dichloropropene	ND	4.6	"	"	"	"	"	"	
Toluene	**84**	3.8	"	"	"	"	"	"	
1,1,2-Trichloroethane	ND	5.5	"	"	"	"	"	"	
2-Hexanone (MBK)	ND	8.3	"	"	"	"	"	"	
Dibromochloromethane	ND	8.6	"	"	"	"	"	"	
Tetrachloroethene	**110**	6.9	"	"	"	"	"	"	
1,2-Dibromoethane (EDB)	ND	7.8	"	"	"	"	"	"	
1,1,1,2-Tetrachloroethane	ND	7.0	"	"	"	"	"	"	
Chlorobenzene	ND	4.7	"	"	"	"	"	"	
Ethylbenzene	**24**	4.4	"	"	"	"	"	"	QL-1L
m,p-Xylene	**44**	8.8	"	"	"	"	"	"	
Styrene	**5.3**	4.3	"	"	"	"	"	"	
o-Xylene	**17**	4.4	"	"	"	"	"	"	
Bromoform	ND	10	"	"	"	"	"	"	
1,1,2,2-Tetrachloroethane	ND	7.0	"	"	"	"	"	"	
4-Ethyltoluene	**6.6**	5.0	"	"	"	"	"	"	
1,3,5-Trimethylbenzene	**7.1**	5.0	"	"	"	"	"	"	
1,2,4-Trimethylbenzene	**20**	5.0	"	"	"	"	"	"	
1,3-Dichlorobenzene	ND	12	"	"	"	"	"	"	
1,4-Dichlorobenzene	ND	12	"	"	"	"	"	"	
1,2-Dichlorobenzene	ND	12	"	"	"	"	"	"	
1,2,4-Trichlorobenzene	ND	38	"	"	"	"	"	"	
Hexachlorobutadiene	ND	54	"	"	"	"	"	"	
Surrogate: 1,2-Dichloroethane-d4		*91.6 %*		*76-134*	"	"	"	"	
Surrogate: Toluene-d8		*95.1 %*		*78-125*	"	"	"	"	
Surrogate: 4-Bromofluorobenzene		*97.1 %*		*77-127*	"	"	"	"	

H&P Mobile
Geochemistry Inc.

2470 Impala Drive
Carlsbad, CA 92010
760-804-9678 Phone
760-804-9159 Fax

Atlas Geo-Sampling Company	Project: AG091018-16	
120 Nottaway Lane	Project Number: AECOM Former C&D	Reported:
Alpharetta, GA 30009	Project Manager: Mr. Jim Fineis	19-Sep-18 13:08

Volatile Organic Compounds by EPA TO-15

H&P Mobile Geochemistry, Inc.

Analyte	Result	Reporting Limit	Units	Dilution Factor	Batch	Prepared	Analyzed	Method	Notes
SV5 9-6-18 (E809036-05) Vapor Sampled: 06-Sep-18 Received: 10-Sep-18									
Dichlorodifluoromethane (F12)	ND	5.0	ug/m3	1	EI81907	18-Sep-18	18-Sep-18	EPA TO-15	
Chloromethane	ND	2.1	"	"	"	"	"	"	
Dichlorotetrafluoroethane (F114)	ND	7.1	"	"	"	"	"	"	
Vinyl chloride	ND	2.6	"	"	"	"	"	"	
Bromomethane	ND	16	"	"	"	"	"	"	
Chloroethane	ND	8.0	"	"	"	"	"	"	
Trichlorofluoromethane (F11)	ND	5.6	"	"	"	"	"	"	
1,1-Dichloroethene	ND	4.0	"	"	"	"	"	"	
1,1,2-Trichlorotrifluoroethane (F113)	ND	7.7	"	"	"	"	"	"	
Methylene chloride (Dichloromethane)	ND	3.5	"	"	"	"	"	"	
Carbon disulfide	ND	6.3	"	"	"	"	"	"	
trans-1,2-Dichloroethene	ND	8.0	"	"	"	"	"	"	
1,1-Dichloroethane	ND	4.1	"	"	"	"	"	"	
2-Butanone (MEK)	ND	30	"	"	"	"	"	"	
cis-1,2-Dichloroethene	ND	4.0	"	"	"	"	"	"	
Chloroform	ND	4.9	"	"	"	"	"	"	
1,1,1-Trichloroethane	ND	5.5	"	"	"	"	"	"	
1,2-Dichloroethane (EDC)	ND	4.1	"	"	"	"	"	"	
Benzene	**4.0**	3.2	"	"	"	"	"	"	
Carbon tetrachloride	ND	6.4	"	"	"	"	"	"	
Trichloroethene	ND	5.5	"	"	"	"	"	"	
1,2-Dichloropropane	ND	9.4	"	"	"	"	"	"	
Bromodichloromethane	ND	6.8	"	"	"	"	"	"	
cis-1,3-Dichloropropene	ND	4.6	"	"	"	"	"	"	
4-Methyl-2-pentanone (MIBK)	ND	8.3	"	"	"	"	"	"	
trans-1,3-Dichloropropene	ND	4.6	"	"	"	"	"	"	
Toluene	**33**	3.8	"	"	"	"	"	"	
1,1,2-Trichloroethane	ND	5.5	"	"	"	"	"	"	
2-Hexanone (MBK)	ND	8.3	"	"	"	"	"	"	
Dibromochloromethane	ND	8.6	"	"	"	"	"	"	
Tetrachloroethene	ND	6.9	"	"	"	"	"	"	
1,2-Dibromoethane (EDB)	ND	7.8	"	"	"	"	"	"	
1,1,1,2-Tetrachloroethane	ND	7.0	"	"	"	"	"	"	
Chlorobenzene	ND	4.7	"	"	"	"	"	"	
Ethylbenzene	**11**	4.4	"	"	"	"	"	"	QL-1L
m,p-Xylene	**27**	8.8	"	"	"	"	"	"	
Styrene	ND	4.3	"	"	"	"	"	"	
o-Xylene	**11**	4.4	"	"	"	"	"	"	

H&P Mobile
Geochemistry Inc.

2470 Impala Drive
Carlsbad, CA 92010
760-804-9678 Phone
760-804-9159 Fax

Atlas Geo-Sampling Company	Project: AG091018-16	
120 Nottaway Lane	Project Number: AECOM Former C&D	Reported:
Alpharetta, GA 30009	Project Manager: Mr. Jim Fineis	19-Sep-18 13:08

Volatile Organic Compounds by EPA TO-15

H&P Mobile Geochemistry, Inc.

Analyte	Result	Reporting Limit	Units	Dilution Factor	Batch	Prepared	Analyzed	Method	Notes
SV5 9-6-18 (E809036-05) Vapor Sampled: 06-Sep-18 Received: 10-Sep-18									
Bromoform	ND	10	ug/m3	1	EI81907	18-Sep-18	18-Sep-18	EPA TO-15	
1,1,2,2-Tetrachloroethane	ND	7.0	"	"	"	"	"	"	
4-Ethyltoluene	**5.3**	5.0	"	"	"	"	"	"	
1,3,5-Trimethylbenzene	**5.2**	5.0	"	"	"	"	"	"	
1,2,4-Trimethylbenzene	**16**	5.0	"	"	"	"	"	"	
1,3-Dichlorobenzene	ND	12	"	"	"	"	"	"	
1,4-Dichlorobenzene	ND	12	"	"	"	"	"	"	
1,2-Dichlorobenzene	ND	12	"	"	"	"	"	"	
1,2,4-Trichlorobenzene	ND	38	"	"	"	"	"	"	
Hexachlorobutadiene	ND	54	"	"	"	"	"	"	
Surrogate: 1,2-Dichloroethane-d4		*93.8 %*		*76-134*	"	"	"	"	
Surrogate: Toluene-d8		*95.5 %*		*78-125*	"	"	"	"	
Surrogate: 4-Bromofluorobenzene		*96.4 %*		*77-127*	"	"	"	"	
SV6 9-6-18 (E809036-06) Vapor Sampled: 06-Sep-18 Received: 10-Sep-18									
Dichlorodifluoromethane (F12)	ND	5.0	ug/m3	1	EI81907	18-Sep-18	18-Sep-18	EPA TO-15	
Chloromethane	ND	2.1	"	"	"	"	"	"	
Dichlorotetrafluoroethane (F114)	ND	7.1	"	"	"	"	"	"	
Vinyl chloride	ND	2.6	"	"	"	"	"	"	
Bromomethane	ND	16	"	"	"	"	"	"	
Chloroethane	ND	8.0	"	"	"	"	"	"	
Trichlorofluoromethane (F11)	ND	5.6	"	"	"	"	"	"	
1,1-Dichloroethene	ND	4.0	"	"	"	"	"	"	
1,1,2-Trichlorotrifluoroethane (F113)	ND	7.7	"	"	"	"	"	"	
Methylene chloride (Dichloromethane)	ND	3.5	"	"	"	"	"	"	
Carbon disulfide	ND	6.3	"	"	"	"	"	"	
trans-1,2-Dichloroethene	ND	8.0	"	"	"	"	"	"	
1,1-Dichloroethane	ND	4.1	"	"	"	"	"	"	
2-Butanone (MEK)	ND	30	"	"	"	"	"	"	
cis-1,2-Dichloroethene	ND	4.0	"	"	"	"	"	"	
Chloroform	ND	4.9	"	"	"	"	"	"	
1,1,1-Trichloroethane	ND	5.5	"	"	"	"	"	"	
1,2-Dichloroethane (EDC)	ND	4.1	"	"	"	"	"	"	
Benzene	**4.5**	3.2	"	"	"	"	"	"	
Carbon tetrachloride	ND	6.4	"	"	"	"	"	"	
Trichloroethene	ND	5.5	"	"	"	"	"	"	
1,2-Dichloropropane	ND	9.4	"	"	"	"	"	"	

H&P Mobile
Geochemistry Inc.

2470 Impala Drive
Carlsbad, CA 92010
760-804-9678 Phone
760-804-9159 Fax

Atlas Geo-Sampling Company	Project: AG091018-16	
120 Nottaway Lane	Project Number: AECOM Former C&D	Reported:
Alpharetta, GA 30009	Project Manager: Mr. Jim Fineis	19-Sep-18 13:08

Volatile Organic Compounds by EPA TO-15

H&P Mobile Geochemistry, Inc.

Analyte	Result	Reporting Limit	Units	Dilution Factor	Batch	Prepared	Analyzed	Method	Notes
SV6 9-6-18 (E809036-06) Vapor Sampled: 06-Sep-18 Received: 10-Sep-18									
Bromodichloromethane	ND	6.8	ug/m3	1	EI81907	18-Sep-18	18-Sep-18	EPA TO-15	
cis-1,3-Dichloropropene	ND	4.6	"	"	"	"	"	"	
4-Methyl-2-pentanone (MIBK)	ND	8.3	"	"	"	"	"	"	
trans-1,3-Dichloropropene	ND	4.6	"	"	"	"	"	"	
Toluene	**37**	3.8	"	"	"	"	"	"	
1,1,2-Trichloroethane	ND	5.5	"	"	"	"	"	"	
2-Hexanone (MBK)	ND	8.3	"	"	"	"	"	"	
Dibromochloromethane	ND	8.6	"	"	"	"	"	"	
Tetrachloroethene	**57**	6.9	"	"	"	"	"	"	
1,2-Dibromoethane (EDB)	ND	7.8	"	"	"	"	"	"	
1,1,1,2-Tetrachloroethane	ND	7.0	"	"	"	"	"	"	
Chlorobenzene	ND	4.7	"	"	"	"	"	"	
Ethylbenzene	**18**	4.4	"	"	"	"	"	"	QL-1L
m,p-Xylene	**36**	8.8	"	"	"	"	"	"	
Styrene	**6.4**	4.3	"	"	"	"	"	"	
o-Xylene	**14**	4.4	"	"	"	"	"	"	
Bromoform	ND	10	"	"	"	"	"	"	
1,1,2,2-Tetrachloroethane	ND	7.0	"	"	"	"	"	"	
4-Ethyltoluene	**11**	5.0	"	"	"	"	"	"	
1,3,5-Trimethylbenzene	**5.9**	5.0	"	"	"	"	"	"	
1,2,4-Trimethylbenzene	**19**	5.0	"	"	"	"	"	"	
1,3-Dichlorobenzene	ND	12	"	"	"	"	"	"	
1,4-Dichlorobenzene	ND	12	"	"	"	"	"	"	
1,2-Dichlorobenzene	ND	12	"	"	"	"	"	"	
1,2,4-Trichlorobenzene	ND	38	"	"	"	"	"	"	
Hexachlorobutadiene	ND	54	"	"	"	"	"	"	
Surrogate: 1,2-Dichloroethane-d4		*92.7 %*		*76-134*	"	"	"	"	
Surrogate: Toluene-d8		*89.8 %*		*78-125*	"	"	"	"	
Surrogate: 4-Bromofluorobenzene		*97.3 %*		*77-127*	"	"	"	"	

H&P Mobile
Geochemistry Inc.

2470 Impala Drive
Carlsbad, CA 92010
760-804-9678 Phone
760-804-9159 Fax

Atlas Geo-Sampling Company	Project: AG091018-16	
120 Nottaway Lane	Project Number: AECOM Former C&D	Reported:
Alpharetta, GA 30009	Project Manager: Mr. Jim Fineis	19-Sep-18 13:08

Volatile Organic Compounds by EPA TO-15

H&P Mobile Geochemistry, Inc.

Analyte	Result	Reporting Limit	Units	Dilution Factor	Batch	Prepared	Analyzed	Method	Notes
SV7 9-6-18 (E809036-07) Vapor Sampled: 06-Sep-18 Received: 10-Sep-18									
Vinyl chloride	ND	2.6	ug/m3	1	EI81907	18-Sep-18	18-Sep-18	EPA TO-15	
trans-1,2-Dichloroethene	ND	8.0	"	"	"	"	"	"	
cis-1,2-Dichloroethene	ND	4.0	"	"	"	"	"	"	
Trichloroethene	ND	5.5	"	"	"	"	"	"	
Tetrachloroethene	**8.8**	6.9	"	"	"	"	"	"	
Surrogate: 1,2-Dichloroethane-d4		*91.9 %*		*76-134*	"	"	"	"	
Surrogate: Toluene-d8		*95.3 %*		*78-125*	"	"	"	"	
Surrogate: 4-Bromofluorobenzene		*97.3 %*		*77-127*	"	"	"	"	
SV8 9-6-18 (E809036-08) Vapor Sampled: 06-Sep-18 Received: 10-Sep-18									
Vinyl chloride	ND	2.6	ug/m3	1	EI81907	18-Sep-18	18-Sep-18	EPA TO-15	
trans-1,2-Dichloroethene	ND	8.0	"	"	"	"	"	"	
cis-1,2-Dichloroethene	ND	4.0	"	"	"	"	"	"	
Trichloroethene	ND	5.5	"	"	"	"	"	"	
Tetrachloroethene	**9.0**	6.9	"	"	"	"	"	"	
Surrogate: 1,2-Dichloroethane-d4		*92.9 %*		*76-134*	"	"	"	"	
Surrogate: Toluene-d8		*94.9 %*		*78-125*	"	"	"	"	
Surrogate: 4-Bromofluorobenzene		*96.5 %*		*77-127*	"	"	"	"	
SV9 9-6-18 (E809036-09) Vapor Sampled: 06-Sep-18 Received: 10-Sep-18									
Vinyl chloride	ND	2.6	ug/m3	1	EI81907	18-Sep-18	18-Sep-18	EPA TO-15	
trans-1,2-Dichloroethene	ND	8.0	"	"	"	"	"	"	
cis-1,2-Dichloroethene	ND	4.0	"	"	"	"	"	"	
Trichloroethene	ND	5.5	"	"	"	"	"	"	
Tetrachloroethene	**26**	6.9	"	"	"	"	"	"	
Surrogate: 1,2-Dichloroethane-d4		*92.0 %*		*76-134*	"	"	"	"	
Surrogate: Toluene-d8		*95.9 %*		*78-125*	"	"	"	"	
Surrogate: 4-Bromofluorobenzene		*98.5 %*		*77-127*	"	"	"	"	

H&P Mobile
Geochemistry Inc.

2470 Impala Drive
Carlsbad, CA 92010
760-804-9678 Phone
760-804-9159 Fax

Atlas Geo-Sampling Company	Project: AG091018-16	
120 Nottaway Lane	Project Number: AECOM Former C&D	Reported:
Alpharetta, GA 30009	Project Manager: Mr. Jim Fineis	19-Sep-18 13:08

Volatile Organic Compounds by EPA TO-15

H&P Mobile Geochemistry, Inc.

Analyte	Result	Reporting Limit	Units	Dilution Factor	Batch	Prepared	Analyzed	Method	Notes
SV10 9-6-18 (E809036-10) Vapor Sampled: 06-Sep-18 Received: 10-Sep-18									
Vinyl chloride	ND	2.6	ug/m3	1	EI81907	18-Sep-18	18-Sep-18	EPA TO-15	
trans-1,2-Dichloroethene	ND	8.0	"	"	"	"	"	"	
cis-1,2-Dichloroethene	ND	4.0	"	"	"	"	"	"	
Trichloroethene	ND	5.5	"	"	"	"	"	"	
Tetrachloroethene	**22**	6.9	"	"	"	"	"	"	
Surrogate: 1,2-Dichloroethane-d4		*91.9 %*		*76-134*	"	"	"	"	
Surrogate: Toluene-d8		*95.2 %*		*78-125*	"	"	"	"	
Surrogate: 4-Bromofluorobenzene		*97.7 %*		*77-127*	"	"	"	"	

H&P Mobile
Geochemistry Inc.

2470 Impala Drive
Carlsbad, CA 92010
760-804-9678 Phone
760-804-9159 Fax

Atlas Geo-Sampling Company	Project: AG091018-16	
120 Nottaway Lane	Project Number: AECOM Former C&D	Reported:
Alpharetta, GA 30009	Project Manager: Mr. Jim Fineis	19-Sep-18 13:08

Volatile Organic Compounds by EPA TO-15 - Quality Control

H&P Mobile Geochemistry, Inc.

Analyte	Result	Reporting Limit	Units	Spike Level	Source Result	%REC	%REC Limits	RPD	RPD Limit	Notes
Batch EI81907 - TO-15										
Blank (EI81907-BLK1)				Prepared & Analyzed: 18-Sep-18						
Dichlorodifluoromethane (F12)	ND	5.0	ug/m3							
Chloromethane	ND	2.1	"							
Dichlorotetrafluoroethane (F114)	ND	7.1	"							
Vinyl chloride	ND	2.6	"							
Bromomethane	ND	16	"							
Chloroethane	ND	8.0	"							
Trichlorofluoromethane (F11)	ND	5.6	"							
1,1-Dichloroethene	ND	4.0	"							
1,1,2-Trichlorotrifluoroethane (F113)	ND	7.7	"							
Methylene chloride (Dichloromethane)	ND	3.5	"							
Carbon disulfide	ND	6.3	"							
trans-1,2-Dichloroethene	ND	8.0	"							
1,1-Dichloroethane	ND	4.1	"							
2-Butanone (MEK)	ND	30	"							
cis-1,2-Dichloroethene	ND	4.0	"							
Chloroform	ND	4.9	"							
1,1,1-Trichloroethane	ND	5.5	"							
1,2-Dichloroethane (EDC)	ND	4.1	"							
Benzene	ND	3.2	"							
Carbon tetrachloride	ND	6.4	"							
Trichloroethene	ND	5.5	"							
1,2-Dichloropropane	ND	9.4	"							
Bromodichloromethane	ND	6.8	"							
cis-1,3-Dichloropropene	ND	4.6	"							
4-Methyl-2-pentanone (MIBK)	ND	8.3	"							
trans-1,3-Dichloropropene	ND	4.6	"							
Toluene	ND	3.8	"							
1,1,2-Trichloroethane	ND	5.5	"							
2-Hexanone (MBK)	ND	8.3	"							
Dibromochloromethane	ND	8.6	"							
Tetrachloroethene	ND	6.9	"							
1,2-Dibromoethane (EDB)	ND	7.8	"							
1,1,1,2-Tetrachloroethane	ND	7.0	"							
Chlorobenzene	ND	4.7	"							

H&P Mobile
Geochemistry Inc.

2470 Impala Drive
Carlsbad, CA 92010
760-804-9678 Phone
760-804-9159 Fax

Atlas Geo-Sampling Company	Project: AG091018-16	
120 Nottaway Lane	Project Number: AECOM Former C&D	Reported:
Alpharetta, GA 30009	Project Manager: Mr. Jim Fineis	19-Sep-18 13:08

Volatile Organic Compounds by EPA TO-15 - Quality Control

H&P Mobile Geochemistry, Inc.

Analyte	Result	Reporting Limit	Units	Spike Level	Source Result	%REC	%REC Limits	RPD	RPD Limit	Notes
Batch EI81907 - TO-15										
Blank (EI81907-BLK1)				Prepared & Analyzed: 18-Sep-18						
Ethylbenzene	ND	4.4	ug/m3							
m,p-Xylene	ND	8.8	"							
Styrene	ND	4.3	"							
o-Xylene	ND	4.4	"							
Bromoform	ND	10	"							
1,1,2,2-Tetrachloroethane	ND	7.0	"							
4-Ethyltoluene	ND	5.0	"							
1,3,5-Trimethylbenzene	ND	5.0	"							
1,2,4-Trimethylbenzene	ND	5.0	"							
1,3-Dichlorobenzene	ND	12	"							
1,4-Dichlorobenzene	ND	12	"							
1,2-Dichlorobenzene	ND	12	"							
1,2,4-Trichlorobenzene	ND	38	"							
Hexachlorobutadiene	ND	54	"							
Surrogate: 1,2-Dichloroethane-d4	*198*		*"*	*214*		*92.3*	*76-134*			
Surrogate: Toluene-d8	*208*		*"*	*207*		*100*	*78-125*			
Surrogate: 4-Bromofluorobenzene	*336*		*"*	*364*		*92.1*	*77-127*			
LCS (EI81907-BS1)				Prepared & Analyzed: 18-Sep-18						
Dichlorodifluoromethane (F12)	87	5.0	ug/m3	101		85.8	59-128			
Vinyl chloride	48	2.6	"	52.0		92.3	64-127			
Chloroethane	48	8.0	"	53.6		88.7	63-127			
Trichlorofluoromethane (F11)	96	5.6	"	113		84.5	62-126			
1,1-Dichloroethene	73	4.0	"	80.8		90.0	61-133			
1,1,2-Trichlorotrifluoroethane (F113)	150	7.7	"	155		97.3	66-126			
Methylene chloride (Dichloromethane)	58	3.5	"	70.8		82.1	62-115			
trans-1,2-Dichloroethene	67	8.0	"	80.8		82.8	67-124			
1,1-Dichloroethane	70	4.1	"	82.4		84.7	68-126			
cis-1,2-Dichloroethene	68	4.0	"	80.0		85.0	70-121			
Chloroform	87	4.9	"	99.2		87.5	68-123			
1,1,1-Trichloroethane	98	5.5	"	111		88.5	68-125			
1,2-Dichloroethane (EDC)	68	4.1	"	82.4		83.1	65-128			
Benzene	57	3.2	"	64.8		88.4	69-119			

H&P Mobile
Geochemistry Inc.

2470 Impala Drive
Carlsbad, CA 92010
760-804-9678 Phone
760-804-9159 Fax

Atlas Geo-Sampling Company	Project: AG091018-16	
120 Nottaway Lane	Project Number: AECOM Former C&D	Reported:
Alpharetta, GA 30009	Project Manager: Mr. Jim Fineis	19-Sep-18 13:08

Volatile Organic Compounds by EPA TO-15 - Quality Control

H&P Mobile Geochemistry, Inc.

Analyte	Result	Reporting Limit	Units	Spike Level	Source Result	%REC	%REC Limits	RPD	RPD Limit	Notes
Batch EI81907 - TO-15										
LCS (EI81907-BS1)				Prepared & Analyzed: 18-Sep-18						
Carbon tetrachloride	110	6.4	ug/m3	128		86.7	68-132			
Trichloroethene	100	5.5	"	110		94.4	71-123			
Toluene	62	3.8	"	76.8		80.4	66-119			
1,1,2-Trichloroethane	100	5.5	"	111		90.0	73-119			
Tetrachloroethene	130	6.9	"	138		94.5	66-124			
1,1,1,2-Tetrachloroethane	130	7.0	"	140		91.0	67-129			
Ethylbenzene	67	4.4	"	88.4		75.6	70-124			
m,p-Xylene	70	8.8	"	88.4		78.6	61-134			
o-Xylene	65	4.4	"	88.4		73.2	67-125			
1,1,2,2-Tetrachloroethane	95	7.0	"	140		67.6	65-127			
Surrogate: 1,2-Dichloroethane-d4	*197*		*"*	*214*		*92.0*	*76-134*			
Surrogate: Toluene-d8	*214*		*"*	*207*		*103*	*78-125*			
Surrogate: 4-Bromofluorobenzene	*361*		*"*	*364*		*98.9*	*77-127*			
LCS Dup (EI81907-BSD1)				Prepared & Analyzed: 18-Sep-18						
Dichlorodifluoromethane (F12)	88	5.0	ug/m3	101		87.0	59-128	1.33	25	
Vinyl chloride	48	2.6	"	52.0		92.7	64-127	0.431	25	
Chloroethane	49	8.0	"	53.6		90.7	63-127	2.28	25	
Trichlorofluoromethane (F11)	96	5.6	"	113		85.1	62-126	0.764	25	
1,1-Dichloroethene	74	4.0	"	80.8		91.4	61-133	1.54	25	
1,1,2-Trichlorotrifluoroethane (F113)	150	7.7	"	155		97.0	66-126	0.307	25	
Methylene chloride (Dichloromethane)	60	3.5	"	70.8		84.7	62-115	3.11	25	
trans-1,2-Dichloroethene	67	8.0	"	80.8		83.3	67-124	0.660	25	
1,1-Dichloroethane	70	4.1	"	82.4		84.9	68-126	0.235	25	
cis-1,2-Dichloroethene	68	4.0	"	80.0		85.3	70-121	0.354	25	
Chloroform	88	4.9	"	99.2		88.2	68-123	0.793	25	
1,1,1-Trichloroethane	100	5.5	"	111		89.7	68-125	1.39	25	
1,2-Dichloroethane (EDC)	69	4.1	"	82.4		83.6	65-128	0.598	25	
Benzene	57	3.2	"	64.8		88.7	69-119	0.395	25	
Carbon tetrachloride	110	6.4	"	128		88.5	68-132	2.05	25	
Trichloroethene	100	5.5	"	110		93.7	71-123	0.687	25	
Toluene	62	3.8	"	76.8		80.8	66-119	0.555	25	
1,1,2-Trichloroethane	99	5.5	"	111		89.4	73-119	0.608	25	

H&P Mobile
Geochemistry Inc.

2470 Impala Drive
Carlsbad, CA 92010
760-804-9678 Phone
760-804-9159 Fax

Atlas Geo-Sampling Company	Project: AG091018-16	
120 Nottaway Lane	Project Number: AECOM Former C&D	Reported:
Alpharetta, GA 30009	Project Manager: Mr. Jim Fineis	19-Sep-18 13:08

Volatile Organic Compounds by EPA TO-15 - Quality Control

H&P Mobile Geochemistry, Inc.

Analyte	Result	Reporting Limit	Units	Spike Level	Source Result	%REC	%REC Limits	RPD	RPD Limit	Notes
Batch EI81907 - TO-15										
LCS Dup (EI81907-BSD1)				Prepared & Analyzed: 18-Sep-18						
Tetrachloroethene	130	6.9	ug/m3	138		93.5	66-124	1.06	25	
1,1,1,2-Tetrachloroethane	130	7.0	"	140		90.8	67-129	0.219	25	
Ethylbenzene	60	4.4	"	88.4		67.8	70-124	10.9	25	QL-1L
m,p-Xylene	83	8.8	"	88.4		93.8	61-134	17.6	25	
o-Xylene	66	4.4	"	88.4		74.5	67-125	1.82	25	
1,1,2,2-Tetrachloroethane	97	7.0	"	140		69.5	65-127	2.83	25	
Surrogate: 1,2-Dichloroethane-d4	*198*		*"*	*214*		*92.2*	*76-134*			
Surrogate: Toluene-d8	*213*		*"*	*207*		*103*	*78-125*			
Surrogate: 4-Bromofluorobenzene	*365*		*"*	*364*		*100*	*77-127*			

H&P Mobile
Geochemistry Inc.

2470 Impala Drive
Carlsbad, CA 92010
760-804-9678 Phone
760-804-9159 Fax

Atlas Geo-Sampling Company	Project: AG091018-16	
120 Nottaway Lane	Project Number: AECOM Former C&D	Reported:
Alpharetta, GA 30009	Project Manager: Mr. Jim Fineis	19-Sep-18 13:08

Notes and Definitions

QL-1L	The LCS and/or LCSD recoveries fell below the established control specifications for this analyte. Any result for this compound is qualified and should be considered biased low.
QL-1L	The LCS and/or LCSD recoveries fell below the established control specifications for this analyte. Any result for this compound is qualified and should be considered biased low.
LCC	Leak Check Compound
ND	Analyte NOT DETECTED at or above the reporting limit
MDL	Method Detection Limit
%REC	Percent Recovery
RPD	Relative Percent Difference

All soil results are reported in wet weight.

Appendix

H&P Mobile Geochemistry, Inc. is approved as an Environmental Testing Laboratory and Mobile Laboratory in accordance with the DoD-ELAP Program and ISO/IEC 17025:2005 programs through PJLA, accreditation number 69070 for EPA Method TO-15, H&P Method TO-15, EPA Method 8260B and H&P 8260SV.

H&P is approved by the State of Arizona as an Environmental Testing Laboratory and Mobile Laboratory, certification numbers AZM758 and AZ0779.

H&P is approved by the State of California as an Environmental Laboratory and Mobile Laboratory in conformance with the Environmental Laboratory Accreditation Program (ELAP) for the category of Volatile and Semi-Volatile Organic Chemistry of Hazardous Waste, certification numbers 2740, 2741, 2743, 2744, 2745, 2754 & 2930.

H&P is approved by the State of Florida Department of Health under the National Environmental Laboratory Accreditation Conference (NELAC) certification number E871100.

The complete list of stationary and mobile laboratory certifications along with the fields of testing (FOTs) and analyte lists are available at www.handpmg.com/about/certifications.

H&P Mobile Geochemistry, Inc.

2470 Impala Drive, Carlsbad, CA 92010
& Field Office - Signal Hill, CA
W handpmg.com E info@handpmg.com

VAPOR / AIR Chain of Custody

DATE: 9-6-18
Page 1 of 1

Lab Client and Project Information

Lab Client/Consultant:	Atlas Geo-Sampling	Project Name / #:	AECOM Former C.D
Lab Client Project Manager:	Jim Fineis	Project Location:	Conyers GA
Lab Client Address:	120 Nottaway Lane	Report E-Mail(s):	jimfineis@atlas-geo.com
Lab Client City, State, Zip:	Alpharetta, GA 30009		
Phone Number:	770-883-3372		

Sample Receipt (Lab Use Only)

Date Rec'd: 9/10/18	Control #: 180786.00
H&P Project # AG091018-16	
Lab Work Order # E809036	
Sample Intact: ☒ Yes ☐ No ☐ See Notes Below	
Receipt Gauge ID: 70020	Temp: RT
Outside Lab:	
Receipt Notes/Tracking #: 1293TT618749812259 wrote in CAN ID # Jm	
Lab PM Initials: NB	

Reporting Requirements

☑ Standard Report ☐ Level III ☐ Level IV
☐ Excel EDD ☐ Other EDD:
☐ CA Geotracker Global ID:

Turnaround Time

☑ 5-7 day Stnd ☐ 24-Hr Rush
☐ 3-day Rush ☐ Mobile Lab
☐ 48-Hr Rush ☐ Other:

Sampler Information

Sampler(s): Jim Fineis
Signature: [signature]
Date: 9-6-18

Additional Instructions to Laboratory: See attached list for Analysis

** Preferred VOC units (please choose one):*
☐ µg/L ☒ µg/m³ ☐ ppbv ☐ ppmv

SAMPLE NAME	SAMPLE KIT/ FLOW CONT ID	DATE mm/dd/yy	TIME 24hr clock	SAMPLE TYPE Indoor Air (IA), Ambient Air (AA), Subslab (SS), Soil Vapor (SV)	CONTAINER SIZE & TYPE 400mL/1L/6L Summa, Tedlar, Tube, etc.	CONTAINER ID (###)	Lab use only: Receipt Vac	VOCs Standard Full List ☐ 8260SV ☐ TO-15	VOCs Short List / Project List ☐ 8260SV ☐ TO-15	Oxygenates ☐ 8260SV ☐ TO-15	Naphthalene ☐ 8260SV ☐ TO-15	TPHv as Gas ☐ 8260SVm ☐ TO-15m	Aromatic/Aliphatic Fractions ☐ 8260SVm ☐ TO-15m	Leak Check Compound ☐ DFA ☐ IPA ☐ He	Methane by EPA 8015m	Fixed Gases by ASTM D1945 ☐ CO2 ☐ O2 ☐ N2	See list			
SV1 9-6-18		9-6-18	7:35	SV	400 ml	650	-1.47										✓			
SV2 9-6-18		↓	7:45	↓	↓	641	-1.08										✓			
SV3 9-6-18		↓	800	↓	↓	458	-.98										✓			
SV4 9-6-18		↓	815	↓	↓	ST029	-1.48										✓			
SV5 9-6-18		↓	830	↓	↓	143	-1.40										✓			
SV6 9-6-18		↓	845	↓	↓	626	-.79										✓			
SV7 9-6-18		↓	905	↓	↓	644	-.56										✓			
SV8 9-6-18		↓	930	↓	↓	608	-.76										✓			
SV9 9-6-18		↓	945	↓	↓	384	-.86										✓			
SV10 9-6-18		↓	1005	↓	↓	355	-.80										✓			

Approved/Relinquished by:	Company:	Date:	Time:	Received by:	Company:	Date:	Time:
[signature]	Atlas	9-6-18	1720	Jon Unneath	H&P	9/10/18	11:00

*Approval constitutes as authorization to proceed with analysis and acceptance of conditions on back

Appendix 6A1, Rev 5/23/2016, Effective 5/23/2016

Atlas Geo-Sampling
AECOM Former C&D Site

SV-7, SV-8, SV-9 & SV-10

PCE
TCE,
Cis- 1,2-dichloroethene (cis-DCE)
trans-1,2-dichloroethylene (trans-DCE
Vinyl Chloride

TO-15

SV-1 thru SV-6

Full TO-15

CLIENT	PROJECT	PROJECTNUM	LabName	SAMPLENAME	LABSAMPID	MATRIX	SAMPDATE	PREPDATE	ANADATE	BATCH	METHODCODE	METHODNAME	PREPNAME	ANALYTE	CASNUMBER	SURROGATE	TIC	Result	RL	UNITS	RPToMDL	BASIS	DILUTION	SPIKELEVEL	RECOVERY	UPPERCL	LOWERCL	ANALYST	ANOTE	ANALYTEORDER
Atlas Geo-Sampling Company	AG091018-16	AECOM Former C&D	H&P Mobile Geochemistry, Inc.	SV1 9-6-18	E809036-01	Vapor	09/06/2018 07:35:00	09/18/2018 07:30:00	09/18/2018 12:28:00	EI81907	TO-15 VOC	EPA TO-15	TO-15	Bromomethane	74-83-9	FALSE	FALSE	ND	16	ug/m3	FALSE	NA	1					JDL		12
Atlas Geo-Sampling Company	AG091018-16	AECOM Former C&D	H&P Mobile Geochemistry, Inc.	SV1 9-6-18	E809036-01	Vapor	09/06/2018 07:35:00	09/18/2018 07:30:00	09/18/2018 12:28:00	EI81907	TO-15 VOC	EPA TO-15	TO-15	Chloroethane	75-00-3	FALSE	FALSE	ND	8.0	ug/m3	FALSE	NA	1					JDL		13
Atlas Geo-Sampling Company	AG091018-16	AECOM Former C&D	H&P Mobile Geochemistry, Inc.	SV1 9-6-18	E809036-01	Vapor	09/06/2018 07:35:00	09/18/2018 07:30:00	09/18/2018 12:28:00	EI81907	TO-15 VOC	EPA TO-15	TO-15	Trichlorofluoromethane (F11)	75-69-4	FALSE	FALSE	ND	5.6	ug/m3	FALSE	NA	1					JDL		15
Atlas Geo-Sampling Company	AG091018-16	AECOM Former C&D	H&P Mobile Geochemistry, Inc.	SV1 9-6-18	E809036-01	Vapor	09/06/2018 07:35:00	09/18/2018 07:30:00	09/18/2018 12:28:00	EI81907	TO-15 VOC	EPA TO-15	TO-15	1,1-Dichloroethene	75-35-4	FALSE	FALSE	ND	4.0	ug/m3	FALSE	NA	1					JDL		18
Atlas Geo-Sampling Company	AG091018-16	AECOM Former C&D	H&P Mobile Geochemistry, Inc.	SV1 9-6-18	E809036-01	Vapor	09/06/2018 07:35:00	09/18/2018 07:30:00	09/18/2018 12:28:00	EI81907	TO-15 VOC	EPA TO-15	TO-15	1,1,2-Trichlorotrifluoroethane (F113)	76-13-1	FALSE	FALSE	ND	7.7	ug/m3	FALSE	NA	1					JDL		20
Atlas Geo-Sampling Company	AG091018-16	AECOM Former C&D	H&P Mobile Geochemistry, Inc.	SV1 9-6-18	E809036-01	Vapor	09/06/2018 07:35:00	09/18/2018 07:30:00	09/18/2018 12:28:00	EI81907	TO-15 VOC	EPA TO-15	TO-15	Methylene chloride (Dichloromethane)	75-09-2	FALSE	FALSE	ND	3.5	ug/m3	FALSE	NA	1					JDL		21
Atlas Geo-Sampling Company	AG091018-16	AECOM Former C&D	H&P Mobile Geochemistry, Inc.	SV1 9-6-18	E809036-01	Vapor	09/06/2018 07:35:00	09/18/2018 07:30:00	09/18/2018 12:28:00	EI81907	TO-15 VOC	EPA TO-15	TO-15	Carbon disulfide	75-15-0	FALSE	FALSE	ND	6.3	ug/m3	FALSE	NA	1					JDL		22
Atlas Geo-Sampling Company	AG091018-16	AECOM Former C&D	H&P Mobile Geochemistry, Inc.	SV1 9-6-18	E809036-01	Vapor	09/06/2018 07:35:00	09/18/2018 07:30:00	09/18/2018 12:28:00	EI81907	TO-15 VOC	EPA TO-15	TO-15	trans-1,2-Dichloroethene	156-60-5	FALSE	FALSE	ND	8.0	ug/m3	FALSE	NA	1					JDL		23
Atlas Geo-Sampling Company	AG091018-16	AECOM Former C&D	H&P Mobile Geochemistry, Inc.	SV1 9-6-18	E809036-01	Vapor	09/06/2018 07:35:00	09/18/2018 07:30:00	09/18/2018 12:28:00	EI81907	TO-15 VOC	EPA TO-15	TO-15	1,1-Dichloroethane	75-34-3	FALSE	FALSE	ND	4.1	ug/m3	FALSE	NA	1					JDL		26
Atlas Geo-Sampling Company	AG091018-16	AECOM Former C&D	H&P Mobile Geochemistry, Inc.	SV1 9-6-18	E809036-01	Vapor	09/06/2018 07:35:00	09/18/2018 07:30:00	09/18/2018 12:28:00	EI81907	TO-15 VOC	EPA TO-15	TO-15	2-Butanone (MEK)	78-93-3	FALSE	FALSE	ND	30	ug/m3	FALSE	NA	1					JDL		27
Atlas Geo-Sampling Company	AG091018-16	AECOM Former C&D	H&P Mobile Geochemistry, Inc.	SV1 9-6-18	E809036-01	Vapor	09/06/2018 07:35:00	09/18/2018 07:30:00	09/18/2018 12:28:00	EI81907	TO-15 VOC	EPA TO-15	TO-15	cis-1,2-Dichloroethene	156-59-2	FALSE	FALSE	ND	4.0	ug/m3	FALSE	NA	1					JDL		29
Atlas Geo-Sampling Company	AG091018-16	AECOM Former C&D	H&P Mobile Geochemistry, Inc.	SV1 9-6-18	E809036-01	Vapor	09/06/2018 07:35:00	09/18/2018 07:30:00	09/18/2018 12:28:00	EI81907	TO-15 VOC	EPA TO-15	TO-15	Chloroform	67-66-3	FALSE	FALSE	ND	4.9	ug/m3	FALSE	NA	1					JDL		32
Atlas Geo-Sampling Company	AG091018-16	AECOM Former C&D	H&P Mobile Geochemistry, Inc.	SV1 9-6-18	E809036-01	Vapor	09/06/2018 07:35:00	09/18/2018 07:30:00	09/18/2018 12:28:00	EI81907	TO-15 VOC	EPA TO-15	TO-15	1,1,1-Trichloroethane	71-55-6	FALSE	FALSE	ND	5.5	ug/m3	FALSE	NA	1					JDL		36
Atlas Geo-Sampling Company	AG091018-16	AECOM Former C&D	H&P Mobile Geochemistry, Inc.	SV1 9-6-18	E809036-01	Vapor	09/06/2018 07:35:00	09/18/2018 07:30:00	09/18/2018 12:28:00	EI81907	TO-15 VOC	EPA TO-15	TO-15	1,2-Dichloroethane (EDC)	107-06-2	FALSE	FALSE	ND	4.1	ug/m3	FALSE	NA	1					JDL		37
Atlas Geo-Sampling Company	AG091018-16	AECOM Former C&D	H&P Mobile Geochemistry, Inc.	SV1 9-6-18	E809036-01	Vapor	09/06/2018 07:35:00	09/18/2018 07:30:00	09/18/2018 12:28:00	EI81907	TO-15 VOC	EPA TO-15	TO-15	Benzene	71-43-2	FALSE	FALSE	ND	3.2	ug/m3	FALSE	NA	1					JDL		39
Atlas Geo-Sampling Company	AG091018-16	AECOM Former C&D	H&P Mobile Geochemistry, Inc.	SV1 9-6-18	E809036-01	Vapor	09/06/2018 07:35:00	09/18/2018 07:30:00	09/18/2018 12:28:00	EI81907	TO-15 VOC	EPA TO-15	TO-15	Carbon tetrachloride	56-23-5	FALSE	FALSE	ND	6.4	ug/m3	FALSE	NA	1					JDL		40
Atlas Geo-Sampling Company	AG091018-16	AECOM Former C&D	H&P Mobile Geochemistry, Inc.	SV1 9-6-18	E809036-01	Vapor	09/06/2018 07:35:00	09/18/2018 07:30:00	09/18/2018 12:28:00	EI81907	TO-15 VOC	EPA TO-15	TO-15	Trichloroethene	79-01-6	FALSE	FALSE	33	5.5	ug/m3	FALSE	NA	1					JDL		46
Atlas Geo-Sampling Company	AG091018-16	AECOM Former C&D	H&P Mobile Geochemistry, Inc.	SV1 9-6-18	E809036-01	Vapor	09/06/2018 07:35:00	09/18/2018 07:30:00	09/18/2018 12:28:00	EI81907	TO-15 VOC	EPA TO-15	TO-15	1,2-Dichloropropane	78-87-5	FALSE	FALSE	ND	9.4	ug/m3	FALSE	NA	1					JDL		47
Atlas Geo-Sampling Company	AG091018-16	AECOM Former C&D	H&P Mobile Geochemistry, Inc.	SV1 9-6-18	E809036-01	Vapor	09/06/2018 07:35:00	09/18/2018 07:30:00	09/18/2018 12:28:00	EI81907	TO-15 VOC	EPA TO-15	TO-15	Bromodichloromethane	75-27-4	FALSE	FALSE	ND	6.8	ug/m3	FALSE	NA	1					JDL		49
Atlas Geo-Sampling Company	AG091018-16	AECOM Former C&D	H&P Mobile Geochemistry, Inc.	SV1 9-6-18	E809036-01	Vapor	09/06/2018 07:35:00	09/18/2018 07:30:00	09/18/2018 12:28:00	EI81907	TO-15 VOC	EPA TO-15	TO-15	cis-1,3-Dichloropropene	10061-01-5	FALSE	FALSE	ND	4.6	ug/m3	FALSE	NA	1					JDL		50
Atlas Geo-Sampling Company	AG091018-16	AECOM Former C&D	H&P Mobile Geochemistry, Inc.	SV1 9-6-18	E809036-01	Vapor	09/06/2018 07:35:00	09/18/2018 07:30:00	09/18/2018 12:28:00	EI81907	TO-15 VOC	EPA TO-15	TO-15	4-Methyl-2-pentanone (MIBK)	108-10-1	FALSE	FALSE	ND	8.3	ug/m3	FALSE	NA	1					JDL		51
Atlas Geo-Sampling Company	AG091018-16	AECOM Former C&D	H&P Mobile Geochemistry, Inc.	SV1 9-6-18	E809036-01	Vapor	09/06/2018 07:35:00	09/18/2018 07:30:00	09/18/2018 12:28:00	EI81907	TO-15 VOC	EPA TO-15	TO-15	trans-1,3-Dichloropropene	10061-02-6	FALSE	FALSE	ND	4.6	ug/m3	FALSE	NA	1					JDL		52
Atlas Geo-Sampling Company	AG091018-16	AECOM Former C&D	H&P Mobile Geochemistry, Inc.	SV1 9-6-18	E809036-01	Vapor	09/06/2018 07:35:00	09/18/2018 07:30:00	09/18/2018 12:28:00	EI81907	TO-15 VOC	EPA TO-15	TO-15	Toluene	108-88-3	FALSE	FALSE	33	3.8	ug/m3	FALSE	NA	1					JDL		54
Atlas Geo-Sampling Company	AG091018-16	AECOM Former C&D	H&P Mobile Geochemistry, Inc.	SV1 9-6-18	E809036-01	Vapor	09/06/2018 07:35:00	09/18/2018 07:30:00	09/18/2018 12:28:00	EI81907	TO-15 VOC	EPA TO-15	TO-15	1,1,2-Trichloroethane	79-00-5	FALSE	FALSE	ND	5.5	ug/m3	FALSE	NA	1					JDL		55
Atlas Geo-Sampling Company	AG091018-16	AECOM Former C&D	H&P Mobile Geochemistry, Inc.	SV1 9-6-18	E809036-01	Vapor	09/06/2018 07:35:00	09/18/2018 07:30:00	09/18/2018 12:28:00	EI81907	TO-15 VOC	EPA TO-15	TO-15	2-Hexanone (MBK)	591-78-6	FALSE	FALSE	ND	8.3	ug/m3	FALSE	NA	1					JDL		56
Atlas Geo-Sampling Company	AG091018-16	AECOM Former C&D	H&P Mobile Geochemistry, Inc.	SV1 9-6-18	E809036-01	Vapor	09/06/2018 07:35:00	09/18/2018 07:30:00	09/18/2018 12:28:00	EI81907	TO-15 VOC	EPA TO-15	TO-15	Dibromochloromethane	124-48-1	FALSE	FALSE	ND	8.6	ug/m3	FALSE	NA	1					JDL		57
Atlas Geo-Sampling Company	AG091018-16	AECOM Former C&D	H&P Mobile Geochemistry, Inc.	SV1 9-6-18	E809036-01	Vapor	09/06/2018 07:35:00	09/18/2018 07:30:00	09/18/2018 12:28:00	EI81907	TO-15 VOC	EPA TO-15	TO-15	Tetrachloroethene	127-18-4	FALSE	FALSE	ND	6.9	ug/m3	FALSE	NA	1					JDL		58
Atlas Geo-Sampling Company	AG091018-16	AECOM Former C&D	H&P Mobile Geochemistry, Inc.	SV1 9-6-18	E809036-01	Vapor	09/06/2018 07:35:00	09/18/2018 07:30:00	09/18/2018 12:28:00	EI81907	TO-15 VOC	EPA TO-15	TO-15	1,2-Dibromoethane (EDB)	106-93-4	FALSE	FALSE	ND	7.8	ug/m3	FALSE	NA	1					JDL		59
Atlas Geo-Sampling Company	AG091018-16	AECOM Former C&D	H&P Mobile Geochemistry, Inc.	SV1 9-6-18	E809036-01	Vapor	09/06/2018 07:35:00	09/18/2018 07:30:00	09/18/2018 12:28:00	EI81907	TO-15 VOC	EPA TO-15	TO-15	Dichlorodifluoromethane (F12)	75-71-8	FALSE	FALSE	ND	5.0	ug/m3	FALSE	NA	1					JDL		6
Atlas Geo-Sampling Company	AG091018-16	AECOM Former C&D	H&P Mobile Geochemistry, Inc.	SV1 9-6-18	E809036-01	Vapor	09/06/2018 07:35:00	09/18/2018 07:30:00	09/18/2018 12:28:00	EI81907	TO-15 VOC	EPA TO-15	TO-15	1,1,1,2-Tetrachloroethane	630-20-6	FALSE	FALSE	ND	7.0	ug/m3	FALSE	NA	1					JDL		60
Atlas Geo-Sampling Company	AG091018-16	AECOM Former C&D	H&P Mobile Geochemistry, Inc.	SV1 9-6-18	E809036-01	Vapor	09/06/2018 07:35:00	09/18/2018 07:30:00	09/18/2018 12:28:00	EI81907	TO-15 VOC	EPA TO-15	TO-15	Chlorobenzene	108-90-7	FALSE	FALSE	ND	4.7	ug/m3	FALSE	NA	1					JDL		61
Atlas Geo-Sampling Company	AG091018-16	AECOM Former C&D	H&P Mobile Geochemistry, Inc.	SV1 9-6-18	E809036-01	Vapor	09/06/2018 07:35:00	09/18/2018 07:30:00	09/18/2018 12:28:00	EI81907	TO-15 VOC	EPA TO-15	TO-15	Ethylbenzene	100-41-4	FALSE	FALSE	12	4.4	ug/m3	FALSE	NA	1					JDL	QL-1L	62
Atlas Geo-Sampling Company	AG091018-16	AECOM Former C&D	H&P Mobile Geochemistry, Inc.	SV1 9-6-18	E809036-01	Vapor	09/06/2018 07:35:00	09/18/2018 07:30:00	09/18/2018 12:28:00	EI81907	TO-15 VOC	EPA TO-15	TO-15	m,p-Xylene	179601-23-1	FALSE	FALSE	28	8.8	ug/m3	FALSE	NA	1					JDL		63
Atlas Geo-Sampling Company	AG091018-16	AECOM Former C&D	H&P Mobile Geochemistry, Inc.	SV1 9-6-18	E809036-01	Vapor	09/06/2018 07:35:00	09/18/2018 07:30:00	09/18/2018 12:28:00	EI81907	TO-15 VOC	EPA TO-15	TO-15	Styrene	100-42-5	FALSE	FALSE	ND	4.3	ug/m3	FALSE	NA	1					JDL		64
Atlas Geo-Sampling Company	AG091018-16	AECOM Former C&D	H&P Mobile Geochemistry, Inc.	SV1 9-6-18	E809036-01	Vapor	09/06/2018 07:35:00	09/18/2018 07:30:00	09/18/2018 12:28:00	EI81907	TO-15 VOC	EPA TO-15	TO-15	o-Xylene	95-47-6	FALSE	FALSE	10	4.4	ug/m3	FALSE	NA	1					JDL		65
Atlas Geo-Sampling Company	AG091018-16	AECOM Former C&D	H&P Mobile Geochemistry, Inc.	SV1 9-6-18	E809036-01	Vapor	09/06/2018 07:35:00	09/18/2018 07:30:00	09/18/2018 12:28:00	EI81907	TO-15 VOC	EPA TO-15	TO-15	Bromoform	75-25-2	FALSE	FALSE	ND	10	ug/m3	FALSE	NA	1					JDL		67
Atlas Geo-Sampling Company	AG091018-16	AECOM Former C&D	H&P Mobile Geochemistry, Inc.	SV1 9-6-18	E809036-01	Vapor	09/06/2018 07:35:00	09/18/2018 07:30:00	09/18/2018 12:28:00	EI81907	TO-15 VOC	EPA TO-15	TO-15	1,1,2,2-Tetrachloroethane	79-34-5	FALSE	FALSE	ND	7.0	ug/m3	FALSE	NA	1					JDL		68
Atlas Geo-Sampling Company	AG091018-16	AECOM Former C&D	H&P Mobile Geochemistry, Inc.	SV1 9-6-18	E809036-01	Vapor	09/06/2018 07:35:00	09/18/2018 07:30:00	09/18/2018 12:28:00	EI81907	TO-15 VOC	EPA TO-15	TO-15	Chloromethane	74-87-3	FALSE	FALSE	ND	2.1	ug/m3	FALSE	NA	1					JDL		7
Atlas Geo-Sampling Company	AG091018-16	AECOM Former C&D	H&P Mobile Geochemistry, Inc.	SV1 9-6-18	E809036-01	Vapor	09/06/2018 07:35:00	09/18/2018 07:30:00	09/18/2018 12:28:00	EI81907	TO-15 VOC	EPA TO-15	TO-15	4-Ethyltoluene	622-96-8	FALSE	FALSE	ND	5.0	ug/m3	FALSE	NA	1					JDL		70
Atlas Geo-Sampling Company	AG091018-16	AECOM Former C&D	H&P Mobile Geochemistry, Inc.	SV1 9-6-18	E809036-01	Vapor	09/06/2018 07:35:00	09/18/2018 07:30:00	09/18/2018 12:28:00	EI81907	TO-15 VOC	EPA TO-15	TO-15	1,3,5-Trimethylbenzene	108-67-8	FALSE	FALSE	ND	5.0	ug/m3	FALSE	NA	1					JDL		76
Atlas Geo-Sampling Company	AG091018-16	AECOM Former C&D	H&P Mobile Geochemistry, Inc.	SV1 9-6-18	E809036-01	Vapor	09/06/2018 07:35:00	09/18/2018 07:30:00	09/18/2018 12:28:00	EI81907	TO-15 VOC	EPA TO-15	TO-15	1,2,4-Trimethylbenzene	95-63-6	FALSE	FALSE	13	5.0	ug/m3	FALSE	NA	1					JDL		78
Atlas Geo-Sampling Company	AG091018-16	AECOM Former C&D	H&P Mobile Geochemistry, Inc.	SV1 9-6-18	E809036-01	Vapor	09/06/2018 07:35:00	09/18/2018 07:30:00	09/18/2018 12:28:00	EI81907	TO-15 VOC	EPA TO-15	TO-15	1,3-Dichlorobenzene	541-73-1	FALSE	FALSE	ND	12	ug/m3	FALSE	NA	1					JDL		79
Atlas Geo-Sampling Company	AG091018-16	AECOM Former C&D	H&P Mobile Geochemistry, Inc.	SV1 9-6-18	E809036-01	Vapor	09/06/2018 07:35:00	09/18/2018 07:30:00	09/18/2018 12:28:00	EI81907	TO-15 VOC	EPA TO-15	TO-15	Dichlorotetrafluoroethane (F114)	76-14-2	FALSE	FALSE	ND	7.1	ug/m3	FALSE	NA	1					JDL		8
Atlas Geo-Sampling Company	AG091018-16	AECOM Former C&D	H&P Mobile Geochemistry, Inc.	SV1 9-6-18	E809036-01	Vapor	09/06/2018 07:35:00	09/18/2018 07:30:00	09/18/2018 12:28:00	EI81907	TO-15 VOC	EPA TO-15	TO-15	1,4-Dichlorobenzene	106-46-7	FALSE	FALSE	ND	12	ug/m3	FALSE	NA	1					JDL		81
Atlas Geo-Sampling Company	AG091018-16	AECOM Former C&D	H&P Mobile Geochemistry, Inc.	SV1 9-6-18	E809036-01	Vapor	09/06/2018 07:35:00	09/18/2018 07:30:00	09/18/2018 12:28:00	EI81907	TO-15 VOC	EPA TO-15	TO-15	1,2-Dichlorobenzene	95-50-1	FALSE	FALSE	ND	12	ug/m3	FALSE	NA	1					JDL		84
Atlas Geo-Sampling Company	AG091018-16	AECOM Former C&D	H&P Mobile Geochemistry, Inc.	SV1 9-6-18	E809036-01	Vapor	09/06/2018 07:35:00	09/18/2018 07:30:00	09/18/2018 12:28:00	EI81907	TO-15 VOC	EPA TO-15	TO-15	1,2,4-Trichlorobenzene	120-82-1	FALSE	FALSE	ND	38	ug/m3	FALSE	NA	1					JDL		88
Atlas Geo-Sampling Company	AG091018-16	AECOM Former C&D	H&P Mobile Geochemistry, Inc.	SV1 9-6-18	E809036-01	Vapor	09/06/2018 07:35:00	09/18/2018 07:30:00	09/18/2018 12:28:00	EI81907	TO-15 VOC	EPA TO-15	TO-15	Vinyl chloride	75-01-4	FALSE	FALSE	ND	2.6	ug/m3	FALSE	NA	1					JDL		9
Atlas Geo-Sampling Company	AG091018-16	AECOM Former C&D	H&P Mobile Geochemistry, Inc.	SV1 9-6-18	E809036-01	Vapor	09/06/2018 07:35:00	09/18/2018 07:30:00	09/18/2018 12:28:00	EI81907	TO-15 VOC	EPA TO-15	TO-15	Hexachlorobutadiene	87-68-3	FALSE	FALSE	ND	54	ug/m3	FALSE	NA	1					JDL		90
Atlas Geo-Sampling Company	AG091018-16	AECOM Former C&D	H&P Mobile Geochemistry, Inc.	SV1 9-6-18	E809036-01	Vapor	09/06/2018 07:35:00	09/18/2018 07:30:00	09/18/2018 12:28:00	EI81907	TO-15 VOC	EPA TO-15	TO-15	1,2-Dichloroethane-d4	17060-07-0	TRUE	FALSE	201	4.3	ug/m3	FALSE	NA	1	214	93.7	134	76	JDL		95
Atlas Geo-Sampling Company	AG091018-16	AECOM Former C&D	H&P Mobile Geochemistry, Inc.	SV1 9-6-18	E809036-01	Vapor	09/06/2018 07:35:00	09/18/2018 07:30:00	09/18/2018 12:28:00	EI81907	TO-15 VOC	EPA TO-15	TO-15	Toluene-d8	2037-26-5	TRUE	FALSE	211	4.2	ug/m3	FALSE	NA	1	207	102	125	78	JDL		97
Atlas Geo-Sampling Company	AG091018-16	AECOM Former C&D	H&P Mobile Geochemistry, Inc.	SV1 9-6-18	E809036-01	Vapor	09/06/2018 07:35:00	09/18/2018 07:30:00	09/18/2018 12:28:00	EI81907	TO-15 VOC	EPA TO-15	TO-15	4-Bromofluorobenzene	460-00-4	TRUE	FALSE	350	7.3	ug/m3	FALSE	NA	1	364	95.9	127	77	JDL		98
Atlas Geo-Sampling Company	AG091018-16	AECOM Former C&D	H&P Mobile Geochemistry, Inc.	SV2 9-6-18	E809036-02	Vapor	09/06/2018 07:45:00	09/18/2018 07:30:00	09/18/2018 12:59:00	EI81907	TO-15 VOC	EPA TO-15	TO-15	Bromomethane	74-83-9	FALSE	FALSE	ND	16	ug/m3	FALSE	NA	1					JDL		12
Atlas Geo-Sampling Company	AG091018-16	AECOM Former C&D	H&P Mobile Geochemistry, Inc.	SV2 9-6-18	E809036-02	Vapor	09/06/2018 07:45:00	09/18/2018 07:30:00	09/18/2018 12:59:00	EI81907	TO-15 VOC	EPA TO-15	TO-15	Chloroethane	75-00-3	FALSE	FALSE	ND	8.0	ug/m3	FALSE	NA	1					JDL		13
Atlas Geo-Sampling Company	AG091018-16	AECOM Former C&D	H&P Mobile Geochemistry, Inc.	SV2 9-6-18	E809036-02	Vapor	09/06/2018 07:45:00	09/18/2018 07:30:00	09/18/2018 12:59:00	EI81907	TO-15 VOC	EPA TO-15	TO-15	Trichlorofluoromethane (F11)	75-69-4	FALSE	FALSE	ND	5.6	ug/m3	FALSE	NA	1					JDL		15
Atlas Geo-Sampling Company	AG091018-16	AECOM Former C&D	H&P Mobile Geochemistry, Inc.	SV2 9-6-18	E809036-02	Vapor	09/06/2018 07:45:00	09/18/2018 07:30:00	09/18/2018 12:59:00	EI81907	TO-15 VOC	EPA TO-15	TO-15	1,1-Dichloroethene	75-35-4	FALSE	FALSE	ND	4.0	ug/m3	FALSE	NA	1					JDL		18
Atlas Geo-Sampling Company	AG091018-16	AECOM Former C&D	H&P Mobile Geochemistry, Inc.	SV2 9-6-18	E809036-02	Vapor	09/06/2018 07:45:00	09/18/2018 07:30:00	09/18/2018 12:59:00	EI81907	TO-15 VOC	EPA TO-15	TO-15	1,1,2-Trichlorotrifluoroethane (F113)	76-13-1	FALSE	FALSE	ND	7.7	ug/m3	FALSE	NA	1					JDL		20
Atlas Geo-Sampling Company	AG091018-16	AECOM Former C&D	H&P Mobile Geochemistry, Inc.	SV2 9-6-18	E809036-02	Vapor	09/06/2018 07:45:00	09/18/2018 07:30:00	09/18/2018 12:59:00	EI81907	TO-15 VOC	EPA TO-15	TO-15	Methylene chloride (Dichloromethane)	75-09-2	FALSE	FALSE	ND	3.5	ug/m3	FALSE	NA	1					JDL		21
Atlas Geo-Sampling Company	AG091018-16	AECOM Former C&D	H&P Mobile Geochemistry, Inc.	SV2 9-6-18	E809036-02	Vapor	09/06/2018 07:45:00	09/18/2018 07:30:00	09/18/2018 12:59:00	EI81907	TO-15 VOC	EPA TO-15	TO-15	Carbon disulfide	75-15-0	FALSE	FALSE	9.9	6.3	ug/m3	FALSE	NA	1					JDL		22
Atlas Geo-Sampling Company	AG091018-16	AECOM Former C&D	H&P Mobile Geochemistry, Inc.	SV2 9-6-18	E809036-02	Vapor	09/06/2018 07:45:00	09/18/2018 07:30:00	09/18/2018 12:59:00	EI81907	TO-15 VOC	EPA TO-15	TO-15	trans-1,2-Dichloroethene	156-60-5	FALSE	FALSE	ND	8.0	ug/m3	FALSE	NA	1					JDL		23
Atlas Geo-Sampling Company	AG091018-16	AECOM Former C&D	H&P Mobile Geochemistry, Inc.	SV2 9-6-18	E809036-02	Vapor	09/06/2018 07:45:00	09/18/2018 07:30:00	09/18/2018 12:59:00	EI81907	TO-15 VOC	EPA TO-15	TO-15	1,1-Dichloroethane	75-34-3	FALSE	FALSE	ND	4.1	ug/m3	FALSE	NA	1					JDL		26
Atlas Geo-Sampling Company	AG091018-16	AECOM Former C&D	H&P Mobile Geochemistry, Inc.	SV2 9-6-18	E809036-02	Vapor	09/06/2018 07:45:00	09/18/2018 07:30:00	09/18/2018 12:59:00	EI81907	TO-15 VOC	EPA TO-15	TO-15	2-Butanone (MEK)	78-93-3	FALSE	FALSE	ND	30	ug/m3	FALSE	NA	1					JDL		27
Atlas Geo-Sampling Company	AG091018-16	AECOM Former C&D	H&P Mobile Geochemistry, Inc.	SV2 9-6-18	E809036-02	Vapor	09/06/2018 07:45:00	09/18/2018 07:30:00	09/18/2018 12:59:00	EI81907	TO-15 VOC	EPA TO-15	TO-15	cis-1,2-Dichloroethene	156-59-2	FALSE	FALSE	ND	4.0	ug/m3	FALSE	NA	1					JDL		29
Atlas Geo-Sampling Company	AG091018-16	AECOM Former C&D	H&P Mobile Geochemistry, Inc.	SV2 9-6-18	E809036-02	Vapor	09/06/2018 07:45:00	09/18/2018 07:30:00	09/18/2018 12:59:00	EI81907	TO-15 VOC	EPA TO-15	TO-15	Chloroform	67-66-3	FALSE	FALSE	ND	4.9	ug/m3	FALSE	NA	1					JDL		32
Atlas Geo-Sampling Company	AG091018-16	AECOM Former C&D	H&P Mobile Geochemistry, Inc.	SV2 9-6-18	E809036-02	Vapor	09/06/2018 07:45:00	09/18/2018 07:30:00	09/18/2018 12:59:00	EI81907	TO-15 VOC	EPA TO-15	TO-15	1,1,1-Trichloroethane	71-55-6	FALSE	FALSE	ND	5.5	ug/m3	FALSE	NA	1					JDL		36
Atlas Geo-Sampling Company	AG091018-16	AECOM Former C&D	H&P Mobile Geochemistry, Inc.	SV2 9-6-18	E809036-02	Vapor	09/06/2018 07:45:00	09/18/2018 07:30:00	09/18/2018 12:59:00	EI81907	TO-15 VOC	EPA TO-15	TO-15	1,2-Dichloroethane (EDC)	107-06-2	FALSE	FALSE	ND	4.1	ug/m3	FALSE	NA	1					JDL		37
Atlas Geo-Sampling Company	AG091018-16	AECOM Former C&D	H&P Mobile Geochemistry, Inc.	SV2 9-6-18	E809036-02	Vapor	09/06/2018 07:45:00	09/18/2018 07:30:00	09/18/2018 12:59:00	EI81907	TO-15 VOC	EPA TO-15	TO-15	Benzene	71-43-2	FALSE	FALSE	9.4	3.2	ug/m3	FALSE	NA	1					JDL		39
Atlas Geo-Sampling Company	AG091018-16	AECOM Former C&D	H&P Mobile Geochemistry, Inc.	SV2 9-6-18	E809036-02	Vapor	09/06/2018 07:45:00	09/18/2018 07:30:00	09/18/2018 12:59:00	EI81907	TO-15 VOC	EPA TO-15	TO-15	Carbon tetrachloride	56-23-5	FALSE	FALSE	ND	6.4	ug/m3	FALSE	NA	1					JDL		40
Atlas Geo-Sampling Company	AG091018-16	AECOM Former C&D	H&P Mobile Geochemistry, Inc.	SV2 9-6-18	E809036-02	Vapor	09/06/2018 07:45:00	09/18/2018 07:30:00	09/18/2018 12:59:00	EI81907	TO-15 VOC	EPA TO-15	TO-15	Trichloroethene	79-01-6	FALSE	FALSE	ND	5.5	ug/m3	FALSE	NA	1					JDL		46
Atlas Geo-Sampling Company	AG091018-16	AECOM Former C&D	H&P Mobile Geochemistry, Inc.	SV2 9-6-18	E809036-02	Vapor	09/06/2018 07:45:00	09/18/2018 07:30:00	09/18/2018 12:59:00	EI81907	TO-15 VOC	EPA TO-15	TO-15	1,2-Dichloropropane	78-87-5	FALSE	FALSE	ND	9.4	ug/m3	FALSE	NA	1					JDL		47
Atlas Geo-Sampling Company	AG091018-16	AECOM Former C&D	H&P Mobile Geochemistry, Inc.	SV2 9-6-18	E809036-02	Vapor	09/06/2018 07:45:00	09/18/2018 07:30:00	09/18/2018 12:59:00	EI81907	TO-15 VOC	EPA TO-15	TO-15	Bromodichloromethane	75-27-4	FALSE	FALSE	ND	6.8	ug/m3	FALSE	NA	1					JDL	

CLIENT	PROJECT	PROJECTNUM	LabName	SAMPLENAME	LABSAMPID	MATRIX	SAMPDATE	PREPDATE	ANADATE	BATCH	METHODCODE	METHODNAME	PREPNAME	ANALYTE	CASNUMBER	SURROGATE	TIC	Result	RL	UNITS	RPToMDL	BASIS	DILUTION	SPIKELEVEL	RECOVERY	UPPERCL	LOWERCL	ANALYST	ANOTE	ANALYTEORDER
Atlas Geo-Sampling Company	AG091018-16	AECOM Former C&D	H&P Mobile Geochemistry, Inc.	SV3 9-6-18	E809036-03	Vapor	09/06/2018 08:00:00	09/18/2018 07:30:00	09/18/2018 13:40:00	EI81907	TO-15 VOC	EPA TO-15	TO-15	Bromomethane	74-83-9	FALSE	FALSE	ND	16	ug/m3	FALSE	NA	1					JDL		12
Atlas Geo-Sampling Company	AG091018-16	AECOM Former C&D	H&P Mobile Geochemistry, Inc.	SV3 9-6-18	E809036-03	Vapor	09/06/2018 08:00:00	09/18/2018 07:30:00	09/18/2018 13:40:00	EI81907	TO-15 VOC	EPA TO-15	TO-15	Chloroethane	75-00-3	FALSE	FALSE	ND	8.0	ug/m3	FALSE	NA	1					JDL		13
Atlas Geo-Sampling Company	AG091018-16	AECOM Former C&D	H&P Mobile Geochemistry, Inc.	SV3 9-6-18	E809036-03	Vapor	09/06/2018 08:00:00	09/18/2018 07:30:00	09/18/2018 13:40:00	EI81907	TO-15 VOC	EPA TO-15	TO-15	Trichlorofluoromethane (F11)	75-69-4	FALSE	FALSE	ND	5.6	ug/m3	FALSE	NA	1					JDL		15
Atlas Geo-Sampling Company	AG091018-16	AECOM Former C&D	H&P Mobile Geochemistry, Inc.	SV3 9-6-18	E809036-03	Vapor	09/06/2018 08:00:00	09/18/2018 07:30:00	09/18/2018 13:40:00	EI81907	TO-15 VOC	EPA TO-15	TO-15	1,1-Dichloroethene	75-35-4	FALSE	FALSE	ND	4.0	ug/m3	FALSE	NA	1					JDL		18
Atlas Geo-Sampling Company	AG091018-16	AECOM Former C&D	H&P Mobile Geochemistry, Inc.	SV3 9-6-18	E809036-03	Vapor	09/06/2018 08:00:00	09/18/2018 07:30:00	09/18/2018 13:40:00	EI81907	TO-15 VOC	EPA TO-15	TO-15	1,1,2-Trichlorotrifluoroethane (F113)	76-13-1	FALSE	FALSE	ND	7.7	ug/m3	FALSE	NA	1					JDL		20
Atlas Geo-Sampling Company	AG091018-16	AECOM Former C&D	H&P Mobile Geochemistry, Inc.	SV3 9-6-18	E809036-03	Vapor	09/06/2018 08:00:00	09/18/2018 07:30:00	09/18/2018 13:40:00	EI81907	TO-15 VOC	EPA TO-15	TO-15	Methylene chloride (Dichloromethane)	75-09-2	FALSE	FALSE	ND	3.5	ug/m3	FALSE	NA	1					JDL		21
Atlas Geo-Sampling Company	AG091018-16	AECOM Former C&D	H&P Mobile Geochemistry, Inc.	SV3 9-6-18	E809036-03	Vapor	09/06/2018 08:00:00	09/18/2018 07:30:00	09/18/2018 13:40:00	EI81907	TO-15 VOC	EPA TO-15	TO-15	Carbon disulfide	75-15-0	FALSE	FALSE	38	6.3	ug/m3	FALSE	NA	1					JDL		22
Atlas Geo-Sampling Company	AG091018-16	AECOM Former C&D	H&P Mobile Geochemistry, Inc.	SV3 9-6-18	E809036-03	Vapor	09/06/2018 08:00:00	09/18/2018 07:30:00	09/18/2018 13:40:00	EI81907	TO-15 VOC	EPA TO-15	TO-15	trans-1,2-Dichloroethene	156-60-5	FALSE	FALSE	ND	8.0	ug/m3	FALSE	NA	1					JDL		23
Atlas Geo-Sampling Company	AG091018-16	AECOM Former C&D	H&P Mobile Geochemistry, Inc.	SV3 9-6-18	E809036-03	Vapor	09/06/2018 08:00:00	09/18/2018 07:30:00	09/18/2018 13:40:00	EI81907	TO-15 VOC	EPA TO-15	TO-15	1,1-Dichloroethane	75-34-3	FALSE	FALSE	ND	4.1	ug/m3	FALSE	NA	1					JDL		26
Atlas Geo-Sampling Company	AG091018-16	AECOM Former C&D	H&P Mobile Geochemistry, Inc.	SV3 9-6-18	E809036-03	Vapor	09/06/2018 08:00:00	09/18/2018 07:30:00	09/18/2018 13:40:00	EI81907	TO-15 VOC	EPA TO-15	TO-15	2-Butanone (MEK)	78-93-3	FALSE	FALSE	ND	30	ug/m3	FALSE	NA	1					JDL		27
Atlas Geo-Sampling Company	AG091018-16	AECOM Former C&D	H&P Mobile Geochemistry, Inc.	SV3 9-6-18	E809036-03	Vapor	09/06/2018 08:00:00	09/18/2018 07:30:00	09/18/2018 13:40:00	EI81907	TO-15 VOC	EPA TO-15	TO-15	cis-1,2-Dichloroethene	156-59-2	FALSE	FALSE	ND	4.0	ug/m3	FALSE	NA	1					JDL		29
Atlas Geo-Sampling Company	AG091018-16	AECOM Former C&D	H&P Mobile Geochemistry, Inc.	SV3 9-6-18	E809036-03	Vapor	09/06/2018 08:00:00	09/18/2018 07:30:00	09/18/2018 13:40:00	EI81907	TO-15 VOC	EPA TO-15	TO-15	Chloroform	67-66-3	FALSE	FALSE	ND	4.9	ug/m3	FALSE	NA	1					JDL		32
Atlas Geo-Sampling Company	AG091018-16	AECOM Former C&D	H&P Mobile Geochemistry, Inc.	SV3 9-6-18	E809036-03	Vapor	09/06/2018 08:00:00	09/18/2018 07:30:00	09/18/2018 13:40:00	EI81907	TO-15 VOC	EPA TO-15	TO-15	1,1,1-Trichloroethane	71-55-6	FALSE	FALSE	5.6	5.5	ug/m3	FALSE	NA	1					JDL		36
Atlas Geo-Sampling Company	AG091018-16	AECOM Former C&D	H&P Mobile Geochemistry, Inc.	SV3 9-6-18	E809036-03	Vapor	09/06/2018 08:00:00	09/18/2018 07:30:00	09/18/2018 13:40:00	EI81907	TO-15 VOC	EPA TO-15	TO-15	1,2-Dichloroethane (EDC)	107-06-2	FALSE	FALSE	ND	4.1	ug/m3	FALSE	NA	1					JDL		37
Atlas Geo-Sampling Company	AG091018-16	AECOM Former C&D	H&P Mobile Geochemistry, Inc.	SV3 9-6-18	E809036-03	Vapor	09/06/2018 08:00:00	09/18/2018 07:30:00	09/18/2018 13:40:00	EI81907	TO-15 VOC	EPA TO-15	TO-15	Benzene	71-43-2	FALSE	FALSE	34	3.2	ug/m3	FALSE	NA	1					JDL		39
Atlas Geo-Sampling Company	AG091018-16	AECOM Former C&D	H&P Mobile Geochemistry, Inc.	SV3 9-6-18	E809036-03	Vapor	09/06/2018 08:00:00	09/18/2018 07:30:00	09/18/2018 13:40:00	EI81907	TO-15 VOC	EPA TO-15	TO-15	Carbon tetrachloride	56-23-5	FALSE	FALSE	ND	6.4	ug/m3	FALSE	NA	1					JDL		40
Atlas Geo-Sampling Company	AG091018-16	AECOM Former C&D	H&P Mobile Geochemistry, Inc.	SV3 9-6-18	E809036-03	Vapor	09/06/2018 08:00:00	09/18/2018 07:30:00	09/18/2018 13:40:00	EI81907	TO-15 VOC	EPA TO-15	TO-15	Trichloroethene	79-01-6	FALSE	FALSE	53	5.5	ug/m3	FALSE	NA	1					JDL		46
Atlas Geo-Sampling Company	AG091018-16	AECOM Former C&D	H&P Mobile Geochemistry, Inc.	SV3 9-6-18	E809036-03	Vapor	09/06/2018 08:00:00	09/18/2018 07:30:00	09/18/2018 13:40:00	EI81907	TO-15 VOC	EPA TO-15	TO-15	1,2-Dichloropropane	78-87-5	FALSE	FALSE	ND	9.4	ug/m3	FALSE	NA	1					JDL		47
Atlas Geo-Sampling Company	AG091018-16	AECOM Former C&D	H&P Mobile Geochemistry, Inc.	SV3 9-6-18	E809036-03	Vapor	09/06/2018 08:00:00	09/18/2018 07:30:00	09/18/2018 13:40:00	EI81907	TO-15 VOC	EPA TO-15	TO-15	Bromodichloromethane	75-27-4	FALSE	FALSE	ND	6.8	ug/m3	FALSE	NA	1					JDL		49
Atlas Geo-Sampling Company	AG091018-16	AECOM Former C&D	H&P Mobile Geochemistry, Inc.	SV3 9-6-18	E809036-03	Vapor	09/06/2018 08:00:00	09/18/2018 07:30:00	09/18/2018 13:40:00	EI81907	TO-15 VOC	EPA TO-15	TO-15	cis-1,3-Dichloropropene	10061-01-5	FALSE	FALSE	ND	4.6	ug/m3	FALSE	NA	1					JDL		50
Atlas Geo-Sampling Company	AG091018-16	AECOM Former C&D	H&P Mobile Geochemistry, Inc.	SV3 9-6-18	E809036-03	Vapor	09/06/2018 08:00:00	09/18/2018 07:30:00	09/18/2018 13:40:00	EI81907	TO-15 VOC	EPA TO-15	TO-15	4-Methyl-2-pentanone (MIBK)	108-10-1	FALSE	FALSE	12	8.3	ug/m3	FALSE	NA	1					JDL		51
Atlas Geo-Sampling Company	AG091018-16	AECOM Former C&D	H&P Mobile Geochemistry, Inc.	SV3 9-6-18	E809036-03	Vapor	09/06/2018 08:00:00	09/18/2018 07:30:00	09/18/2018 13:40:00	EI81907	TO-15 VOC	EPA TO-15	TO-15	trans-1,3-Dichloropropene	10061-02-6	FALSE	FALSE	ND	4.6	ug/m3	FALSE	NA	1					JDL		52
Atlas Geo-Sampling Company	AG091018-16	AECOM Former C&D	H&P Mobile Geochemistry, Inc.	SV3 9-6-18	E809036-03	Vapor	09/06/2018 08:00:00	09/18/2018 07:30:00	09/18/2018 13:40:00	EI81907	TO-15 VOC	EPA TO-15	TO-15	Toluene	108-88-3	FALSE	FALSE	140	3.8	ug/m3	FALSE	NA	1					JDL		54
Atlas Geo-Sampling Company	AG091018-16	AECOM Former C&D	H&P Mobile Geochemistry, Inc.	SV3 9-6-18	E809036-03	Vapor	09/06/2018 08:00:00	09/18/2018 07:30:00	09/18/2018 13:40:00	EI81907	TO-15 VOC	EPA TO-15	TO-15	1,1,2-Trichloroethane	79-00-5	FALSE	FALSE	ND	5.5	ug/m3	FALSE	NA	1					JDL		55
Atlas Geo-Sampling Company	AG091018-16	AECOM Former C&D	H&P Mobile Geochemistry, Inc.	SV3 9-6-18	E809036-03	Vapor	09/06/2018 08:00:00	09/18/2018 07:30:00	09/18/2018 13:40:00	EI81907	TO-15 VOC	EPA TO-15	TO-15	2-Hexanone (MBK)	591-78-6	FALSE	FALSE	ND	8.3	ug/m3	FALSE	NA	1					JDL		56
Atlas Geo-Sampling Company	AG091018-16	AECOM Former C&D	H&P Mobile Geochemistry, Inc.	SV3 9-6-18	E809036-03	Vapor	09/06/2018 08:00:00	09/18/2018 07:30:00	09/18/2018 13:40:00	EI81907	TO-15 VOC	EPA TO-15	TO-15	Dibromochloromethane	124-48-1	FALSE	FALSE	ND	8.6	ug/m3	FALSE	NA	1					JDL		57
Atlas Geo-Sampling Company	AG091018-16	AECOM Former C&D	H&P Mobile Geochemistry, Inc.	SV3 9-6-18	E809036-03	Vapor	09/06/2018 08:00:00	09/18/2018 07:30:00	09/18/2018 13:40:00	EI81907	TO-15 VOC	EPA TO-15	TO-15	Tetrachloroethene	127-18-4	FALSE	FALSE	310	6.9	ug/m3	FALSE	NA	1					JDL		58
Atlas Geo-Sampling Company	AG091018-16	AECOM Former C&D	H&P Mobile Geochemistry, Inc.	SV3 9-6-18	E809036-03	Vapor	09/06/2018 08:00:00	09/18/2018 07:30:00	09/18/2018 13:40:00	EI81907	TO-15 VOC	EPA TO-15	TO-15	1,2-Dibromoethane (EDB)	106-93-4	FALSE	FALSE	ND	7.8	ug/m3	FALSE	NA	1					JDL		59
Atlas Geo-Sampling Company	AG091018-16	AECOM Former C&D	H&P Mobile Geochemistry, Inc.	SV3 9-6-18	E809036-03	Vapor	09/06/2018 08:00:00	09/18/2018 07:30:00	09/18/2018 13:40:00	EI81907	TO-15 VOC	EPA TO-15	TO-15	Dichlorodifluoromethane (F12)	75-71-8	FALSE	FALSE	ND	5.0	ug/m3	FALSE	NA	1					JDL		6
Atlas Geo-Sampling Company	AG091018-16	AECOM Former C&D	H&P Mobile Geochemistry, Inc.	SV3 9-6-18	E809036-03	Vapor	09/06/2018 08:00:00	09/18/2018 07:30:00	09/18/2018 13:40:00	EI81907	TO-15 VOC	EPA TO-15	TO-15	1,1,1,2-Tetrachloroethane	630-20-6	FALSE	FALSE	ND	7.0	ug/m3	FALSE	NA	1					JDL		60
Atlas Geo-Sampling Company	AG091018-16	AECOM Former C&D	H&P Mobile Geochemistry, Inc.	SV3 9-6-18	E809036-03	Vapor	09/06/2018 08:00:00	09/18/2018 07:30:00	09/18/2018 13:40:00	EI81907	TO-15 VOC	EPA TO-15	TO-15	Chlorobenzene	108-90-7	FALSE	FALSE	ND	4.7	ug/m3	FALSE	NA	1					JDL		61
Atlas Geo-Sampling Company	AG091018-16	AECOM Former C&D	H&P Mobile Geochemistry, Inc.	SV3 9-6-18	E809036-03	Vapor	09/06/2018 08:00:00	09/18/2018 07:30:00	09/18/2018 13:40:00	EI81907	TO-15 VOC	EPA TO-15	TO-15	Ethylbenzene	100-41-4	FALSE	FALSE	40	4.4	ug/m3	FALSE	NA	1					JDL	QL-1L	62
Atlas Geo-Sampling Company	AG091018-16	AECOM Former C&D	H&P Mobile Geochemistry, Inc.	SV3 9-6-18	E809036-03	Vapor	09/06/2018 08:00:00	09/18/2018 07:30:00	09/18/2018 13:40:00	EI81907	TO-15 VOC	EPA TO-15	TO-15	m,p-Xylene	179601-23-1	FALSE	FALSE	68	8.8	ug/m3	FALSE	NA	1					JDL		63
Atlas Geo-Sampling Company	AG091018-16	AECOM Former C&D	H&P Mobile Geochemistry, Inc.	SV3 9-6-18	E809036-03	Vapor	09/06/2018 08:00:00	09/18/2018 07:30:00	09/18/2018 13:40:00	EI81907	TO-15 VOC	EPA TO-15	TO-15	Styrene	100-42-5	FALSE	FALSE	6.0	4.3	ug/m3	FALSE	NA	1					JDL		64
Atlas Geo-Sampling Company	AG091018-16	AECOM Former C&D	H&P Mobile Geochemistry, Inc.	SV3 9-6-18	E809036-03	Vapor	09/06/2018 08:00:00	09/18/2018 07:30:00	09/18/2018 13:40:00	EI81907	TO-15 VOC	EPA TO-15	TO-15	o-Xylene	95-47-6	FALSE	FALSE	26	4.4	ug/m3	FALSE	NA	1					JDL		65
Atlas Geo-Sampling Company	AG091018-16	AECOM Former C&D	H&P Mobile Geochemistry, Inc.	SV3 9-6-18	E809036-03	Vapor	09/06/2018 08:00:00	09/18/2018 07:30:00	09/18/2018 13:40:00	EI81907	TO-15 VOC	EPA TO-15	TO-15	Bromoform	75-25-2	FALSE	FALSE	ND	10	ug/m3	FALSE	NA	1					JDL		67
Atlas Geo-Sampling Company	AG091018-16	AECOM Former C&D	H&P Mobile Geochemistry, Inc.	SV3 9-6-18	E809036-03	Vapor	09/06/2018 08:00:00	09/18/2018 07:30:00	09/18/2018 13:40:00	EI81907	TO-15 VOC	EPA TO-15	TO-15	1,1,2,2-Tetrachloroethane	79-34-5	FALSE	FALSE	ND	7.0	ug/m3	FALSE	NA	1					JDL		68
Atlas Geo-Sampling Company	AG091018-16	AECOM Former C&D	H&P Mobile Geochemistry, Inc.	SV3 9-6-18	E809036-03	Vapor	09/06/2018 08:00:00	09/18/2018 07:30:00	09/18/2018 13:40:00	EI81907	TO-15 VOC	EPA TO-15	TO-15	Chloromethane	74-87-3	FALSE	FALSE	ND	2.1	ug/m3	FALSE	NA	1					JDL		7
Atlas Geo-Sampling Company	AG091018-16	AECOM Former C&D	H&P Mobile Geochemistry, Inc.	SV3 9-6-18	E809036-03	Vapor	09/06/2018 08:00:00	09/18/2018 07:30:00	09/18/2018 13:40:00	EI81907	TO-15 VOC	EPA TO-15	TO-15	4-Ethyltoluene	622-96-8	FALSE	FALSE	6.5	5.0	ug/m3	FALSE	NA	1					JDL		70
Atlas Geo-Sampling Company	AG091018-16	AECOM Former C&D	H&P Mobile Geochemistry, Inc.	SV3 9-6-18	E809036-03	Vapor	09/06/2018 08:00:00	09/18/2018 07:30:00	09/18/2018 13:40:00	EI81907	TO-15 VOC	EPA TO-15	TO-15	1,3,5-Trimethylbenzene	108-67-8	FALSE	FALSE	8.0	5.0	ug/m3	FALSE	NA	1					JDL		76
Atlas Geo-Sampling Company	AG091018-16	AECOM Former C&D	H&P Mobile Geochemistry, Inc.	SV3 9-6-18	E809036-03	Vapor	09/06/2018 08:00:00	09/18/2018 07:30:00	09/18/2018 13:40:00	EI81907	TO-15 VOC	EPA TO-15	TO-15	1,2,4-Trimethylbenzene	95-63-6	FALSE	FALSE	21	5.0	ug/m3	FALSE	NA	1					JDL		78
Atlas Geo-Sampling Company	AG091018-16	AECOM Former C&D	H&P Mobile Geochemistry, Inc.	SV3 9-6-18	E809036-03	Vapor	09/06/2018 08:00:00	09/18/2018 07:30:00	09/18/2018 13:40:00	EI81907	TO-15 VOC	EPA TO-15	TO-15	1,3-Dichlorobenzene	541-73-1	FALSE	FALSE	ND	12	ug/m3	FALSE	NA	1					JDL		79
Atlas Geo-Sampling Company	AG091018-16	AECOM Former C&D	H&P Mobile Geochemistry, Inc.	SV3 9-6-18	E809036-03	Vapor	09/06/2018 08:00:00	09/18/2018 07:30:00	09/18/2018 13:40:00	EI81907	TO-15 VOC	EPA TO-15	TO-15	Dichlorotetrafluoroethane (F114)	76-14-2	FALSE	FALSE	ND	7.1	ug/m3	FALSE	NA	1					JDL		8
Atlas Geo-Sampling Company	AG091018-16	AECOM Former C&D	H&P Mobile Geochemistry, Inc.	SV3 9-6-18	E809036-03	Vapor	09/06/2018 08:00:00	09/18/2018 07:30:00	09/18/2018 13:40:00	EI81907	TO-15 VOC	EPA TO-15	TO-15	1,4-Dichlorobenzene	106-46-7	FALSE	FALSE	ND	12	ug/m3	FALSE	NA	1					JDL		81
Atlas Geo-Sampling Company	AG091018-16	AECOM Former C&D	H&P Mobile Geochemistry, Inc.	SV3 9-6-18	E809036-03	Vapor	09/06/2018 08:00:00	09/18/2018 07:30:00	09/18/2018 13:40:00	EI81907	TO-15 VOC	EPA TO-15	TO-15	1,2-Dichlorobenzene	95-50-1	FALSE	FALSE	ND	12	ug/m3	FALSE	NA	1					JDL		84
Atlas Geo-Sampling Company	AG091018-16	AECOM Former C&D	H&P Mobile Geochemistry, Inc.	SV3 9-6-18	E809036-03	Vapor	09/06/2018 08:00:00	09/18/2018 07:30:00	09/18/2018 13:40:00	EI81907	TO-15 VOC	EPA TO-15	TO-15	1,2,4-Trichlorobenzene	120-82-1	FALSE	FALSE	ND	38	ug/m3	FALSE	NA	1					JDL		88
Atlas Geo-Sampling Company	AG091018-16	AECOM Former C&D	H&P Mobile Geochemistry, Inc.	SV3 9-6-18	E809036-03	Vapor	09/06/2018 08:00:00	09/18/2018 07:30:00	09/18/2018 13:40:00	EI81907	TO-15 VOC	EPA TO-15	TO-15	Vinyl chloride	75-01-4	FALSE	FALSE	ND	2.6	ug/m3	FALSE	NA	1					JDL		9
Atlas Geo-Sampling Company	AG091018-16	AECOM Former C&D	H&P Mobile Geochemistry, Inc.	SV3 9-6-18	E809036-03	Vapor	09/06/2018 08:00:00	09/18/2018 07:30:00	09/18/2018 13:40:00	EI81907	TO-15 VOC	EPA TO-15	TO-15	Hexachlorobutadiene	87-68-3	FALSE	FALSE	ND	54	ug/m3	FALSE	NA	1					JDL		90
Atlas Geo-Sampling Company	AG091018-16	AECOM Former C&D	H&P Mobile Geochemistry, Inc.	SV3 9-6-18	E809036-03	Vapor	09/06/2018 08:00:00	09/18/2018 07:30:00	09/18/2018 13:40:00	EI81907	TO-15 VOC	EPA TO-15	TO-15	1,2-Dichloroethane-d4	17060-07-0	TRUE	FALSE	202	4.3	ug/m3	FALSE	NA	1	214	94.4	134	76	JDL		95
Atlas Geo-Sampling Company	AG091018-16	AECOM Former C&D	H&P Mobile Geochemistry, Inc.	SV3 9-6-18	E809036-03	Vapor	09/06/2018 08:00:00	09/18/2018 07:30:00	09/18/2018 13:40:00	EI81907	TO-15 VOC	EPA TO-15	TO-15	Toluene-d8	2037-26-5	TRUE	FALSE	197	4.2	ug/m3	FALSE	NA	1	207	95.3	125	78	JDL		97
Atlas Geo-Sampling Company	AG091018-16	AECOM Former C&D	H&P Mobile Geochemistry, Inc.	SV3 9-6-18	E809036-03	Vapor	09/06/2018 08:00:00	09/18/2018 07:30:00	09/18/2018 13:40:00	EI81907	TO-15 VOC	EPA TO-15	TO-15	4-Bromofluorobenzene	460-00-4	TRUE	FALSE	354	7.3	ug/m3	FALSE	NA	1	364	97.2	127	77	JDL		98
Atlas Geo-Sampling Company	AG091018-16	AECOM Former C&D	H&P Mobile Geochemistry, Inc.	SV4 9-6-18	E809036-04	Vapor	09/06/2018 08:15:00	09/18/2018 07:30:00	09/18/2018 14:11:00	EI81907	TO-15 VOC	EPA TO-15	TO-15	Bromomethane	74-83-9	FALSE	FALSE	ND	16	ug/m3	FALSE	NA	1					JDL		12
Atlas Geo-Sampling Company	AG091018-16	AECOM Former C&D	H&P Mobile Geochemistry, Inc.	SV4 9-6-18	E809036-04	Vapor	09/06/2018 08:15:00	09/18/2018 07:30:00	09/18/2018 14:11:00	EI81907	TO-15 VOC	EPA TO-15	TO-15	Chloroethane	75-00-3	FALSE	FALSE	ND	8.0	ug/m3	FALSE	NA	1					JDL		13
Atlas Geo-Sampling Company	AG091018-16	AECOM Former C&D	H&P Mobile Geochemistry, Inc.	SV4 9-6-18	E809036-04	Vapor	09/06/2018 08:15:00	09/18/2018 07:30:00	09/18/2018 14:11:00	EI81907	TO-15 VOC	EPA TO-15	TO-15	Trichlorofluoromethane (F11)	75-69-4	FALSE	FALSE	ND	5.6	ug/m3	FALSE	NA	1					JDL		15
Atlas Geo-Sampling Company	AG091018-16	AECOM Former C&D	H&P Mobile Geochemistry, Inc.	SV4 9-6-18	E809036-04	Vapor	09/06/2018 08:15:00	09/18/2018 07:30:00	09/18/2018 14:11:00	EI81907	TO-15 VOC	EPA TO-15	TO-15	1,1-Dichloroethene	75-35-4	FALSE	FALSE	ND	4.0	ug/m3	FALSE	NA	1					JDL		18
Atlas Geo-Sampling Company	AG091018-16	AECOM Former C&D	H&P Mobile Geochemistry, Inc.	SV4 9-6-18	E809036-04	Vapor	09/06/2018 08:15:00	09/18/2018 07:30:00	09/18/2018 14:11:00	EI81907	TO-15 VOC	EPA TO-15	TO-15	1,1,2-Trichlorotrifluoroethane (F113)	76-13-1	FALSE	FALSE	ND	7.7	ug/m3	FALSE	NA	1					JDL		20
Atlas Geo-Sampling Company	AG091018-16	AECOM Former C&D	H&P Mobile Geochemistry, Inc.	SV4 9-6-18	E809036-04	Vapor	09/06/2018 08:15:00	09/18/2018 07:30:00	09/18/2018 14:11:00	EI81907	TO-15 VOC	EPA TO-15	TO-15	Methylene chloride (Dichloromethane)	75-09-2	FALSE	FALSE	ND	3.5	ug/m3	FALSE	NA	1					JDL		21
Atlas Geo-Sampling Company	AG091018-16	AECOM Former C&D	H&P Mobile Geochemistry, Inc.	SV4 9-6-18	E809036-04	Vapor	09/06/2018 08:15:00	09/18/2018 07:30:00	09/18/2018 14:11:00	EI81907	TO-15 VOC	EPA TO-15	TO-15	Carbon disulfide	75-15-0	FALSE	FALSE	19	6.3	ug/m3	FALSE	NA	1					JDL		22
Atlas Geo-Sampling Company	AG091018-16	AECOM Former C&D	H&P Mobile Geochemistry, Inc.	SV4 9-6-18	E809036-04	Vapor	09/06/2018 08:15:00	09/18/2018 07:30:00	09/18/2018 14:11:00	EI81907	TO-15 VOC	EPA TO-15	TO-15	trans-1,2-Dichloroethene	156-60-5	FALSE	FALSE	ND	8.0	ug/m3	FALSE	NA	1					JDL		23
Atlas Geo-Sampling Company	AG091018-16	AECOM Former C&D	H&P Mobile Geochemistry, Inc.	SV4 9-6-18	E809036-04	Vapor	09/06/2018 08:15:00	09/18/2018 07:30:00	09/18/2018 14:11:00	EI81907	TO-15 VOC	EPA TO-15	TO-15	1,1-Dichloroethane	75-34-3	FALSE	FALSE	ND	4.1	ug/m3	FALSE	NA	1					JDL		26
Atlas Geo-Sampling Company	AG091018-16	AECOM Former C&D	H&P Mobile Geochemistry, Inc.	SV4 9-6-18	E809036-04	Vapor	09/06/2018 08:15:00	09/18/2018 07:30:00	09/18/2018 14:11:00	EI81907	TO-15 VOC	EPA TO-15	TO-15	2-Butanone (MEK)	78-93-3	FALSE	FALSE	ND	30	ug/m3	FALSE	NA	1					JDL		27
Atlas Geo-Sampling Company	AG091018-16	AECOM Former C&D	H&P Mobile Geochemistry, Inc.	SV4 9-6-18	E809036-04	Vapor	09/06/2018 08:15:00	09/18/2018 07:30:00	09/18/2018 14:11:00	EI81907	TO-15 VOC	EPA TO-15	TO-15	cis-1,2-Dichloroethene	156-59-2	FALSE	FALSE	ND	4.0	ug/m3	FALSE	NA	1					JDL		29
Atlas Geo-Sampling Company	AG091018-16	AECOM Former C&D	H&P Mobile Geochemistry, Inc.	SV4 9-6-18	E809036-04	Vapor	09/06/2018 08:15:00	09/18/2018 07:30:00	09/18/2018 14:11:00	EI81907	TO-15 VOC	EPA TO-15	TO-15	Chloroform	67-66-3	FALSE	FALSE	ND	4.9	ug/m3	FALSE	NA	1					JDL		32
Atlas Geo-Sampling Company	AG091018-16	AECOM Former C&D	H&P Mobile Geochemistry, Inc.	SV4 9-6-18	E809036-04	Vapor	09/06/2018 08:15:00	09/18/2018 07:30:00	09/18/2018 14:11:00	EI81907	TO-15 VOC	EPA TO-15	TO-15	1,1,1-Trichloroethane	71-55-6	FALSE	FALSE	ND	5.5	ug/m3	FALSE	NA	1					JDL		36
Atlas Geo-Sampling Company	AG091018-16	AECOM Former C&D	H&P Mobile Geochemistry, Inc.	SV4 9-6-18	E809036-04	Vapor	09/06/2018 08:15:00	09/18/2018 07:30:00	09/18/2018 14:11:00	EI81907	TO-15 VOC	EPA TO-15	TO-15	1,2-Dichloroethane (EDC)	107-06-2	FALSE	FALSE	ND	4.1	ug/m3	FALSE	NA	1					JDL		37
Atlas Geo-Sampling Company	AG091018-16	AECOM Former C&D	H&P Mobile Geochemistry, Inc.	SV4 9-6-18	E809036-04	Vapor	09/06/2018 08:15:00	09/18/2018 07:30:00	09/18/2018 14:11:00	EI81907	TO-15 VOC	EPA TO-15	TO-15	Benzene	71-43-2	FALSE	FALSE	16	3.2	ug/m3	FALSE	NA	1					JDL		39
Atlas Geo-Sampling Company	AG091018-16	AECOM Former C&D	H&P Mobile Geochemistry, Inc.	SV4 9-6-18	E809036-04	Vapor	09/06/2018 08:15:00	09/18/2018 07:30:00	09/18/2018 14:11:00	EI81907	TO-15 VOC	EPA TO-15	TO-15	Carbon tetrachloride	56-23-5	FALSE	FALSE	ND	6.4	ug/m3	FALSE	NA	1					JDL		40
Atlas Geo-Sampling Company	AG091018-16	AECOM Former C&D	H&P Mobile Geochemistry, Inc.	SV4 9-6-18	E809036-04	Vapor	09/06/2018 08:15:00	09/18/2018 07:30:00	09/18/2018 14:11:00	EI81907	TO-15 VOC	EPA TO-15	TO-15	Trichloroethene	79-01-6	FALSE	FALSE	11	5.5	ug/m3	FALSE	NA	1					JDL		46
Atlas Geo-Sampling Company	AG091018-16	AECOM Former C&D	H&P Mobile Geochemistry, Inc.	SV4 9-6-18	E809036-04	Vapor	09/06/2018 08:15:00	09/18/2018 07:30:00	09/18/2018 14:11:00	EI81907	TO-15 VOC	EPA TO-15	TO-15	1,2-Dichloropropane	78-87-5	FALSE	FALSE	ND	9.4	ug/m3	FALSE	NA	1					JDL		47
Atlas Geo-Sampling Company	AG091018-16	AECOM Former C&D	H&P Mobile Geochemistry, Inc.	SV4 9-6-18	E809036-04	Vapor	09/06/2018 08:15:00	09/18/2018 07:30:00	09/18/2018 14:11:00	EI81907	TO-15 VOC	EPA TO-15	TO-15	Bromodichloromethane	75-27-4	FALSE	FALSE	ND	6.8	ug/m3	FALSE	N

CLIENT	PROJECT	PROJECTNUM	LabName	SAMPLENAME	LABSAMPID	MATRIX	SAMPDATE	PREPDATE	ANADATE	BATCH	METHODCODE	METHODNAME	PREPNAME	ANALYTE	CASNUMBER	SURROGATE	TIC	Result	RL	UNITS	RPToMDL	BASIS	DILUTION	SPIKELEVEL	RECOVERY	UPPERCL	LOWERCL	ANALYST	ANOTE	ANALYTEORDER
Atlas Geo-Sampling Company	AG091018-16	AECOM Former C&D	H&P Mobile Geochemistry, Inc.	SV5 9-6-18	E809036-05	Vapor	09/06/2018 08:30:00	09/18/2018 07:30:00	09/18/2018 14:44:00	EI81907	TO-15 VOC	EPA TO-15	TO-15	Bromomethane	74-83-9	FALSE	FALSE	ND	16	ug/m3	FALSE	NA	1					JDL		12
Atlas Geo-Sampling Company	AG091018-16	AECOM Former C&D	H&P Mobile Geochemistry, Inc.	SV5 9-6-18	E809036-05	Vapor	09/06/2018 08:30:00	09/18/2018 07:30:00	09/18/2018 14:44:00	EI81907	TO-15 VOC	EPA TO-15	TO-15	Chloroethane	75-00-3	FALSE	FALSE	ND	8.0	ug/m3	FALSE	NA	1					JDL		13
Atlas Geo-Sampling Company	AG091018-16	AECOM Former C&D	H&P Mobile Geochemistry, Inc.	SV5 9-6-18	E809036-05	Vapor	09/06/2018 08:30:00	09/18/2018 07:30:00	09/18/2018 14:44:00	EI81907	TO-15 VOC	EPA TO-15	TO-15	Trichlorofluoromethane (F11)	75-69-4	FALSE	FALSE	ND	5.6	ug/m3	FALSE	NA	1					JDL		15
Atlas Geo-Sampling Company	AG091018-16	AECOM Former C&D	H&P Mobile Geochemistry, Inc.	SV5 9-6-18	E809036-05	Vapor	09/06/2018 08:30:00	09/18/2018 07:30:00	09/18/2018 14:44:00	EI81907	TO-15 VOC	EPA TO-15	TO-15	1,1-Dichloroethene	75-35-4	FALSE	FALSE	ND	4.0	ug/m3	FALSE	NA	1					JDL		18
Atlas Geo-Sampling Company	AG091018-16	AECOM Former C&D	H&P Mobile Geochemistry, Inc.	SV5 9-6-18	E809036-05	Vapor	09/06/2018 08:30:00	09/18/2018 07:30:00	09/18/2018 14:44:00	EI81907	TO-15 VOC	EPA TO-15	TO-15	1,1,2-Trichlorotrifluoroethane (F113)	76-13-1	FALSE	FALSE	ND	7.7	ug/m3	FALSE	NA	1					JDL		20
Atlas Geo-Sampling Company	AG091018-16	AECOM Former C&D	H&P Mobile Geochemistry, Inc.	SV5 9-6-18	E809036-05	Vapor	09/06/2018 08:30:00	09/18/2018 07:30:00	09/18/2018 14:44:00	EI81907	TO-15 VOC	EPA TO-15	TO-15	Methylene chloride (Dichloromethane)	75-09-2	FALSE	FALSE	ND	3.5	ug/m3	FALSE	NA	1					JDL		21
Atlas Geo-Sampling Company	AG091018-16	AECOM Former C&D	H&P Mobile Geochemistry, Inc.	SV5 9-6-18	E809036-05	Vapor	09/06/2018 08:30:00	09/18/2018 07:30:00	09/18/2018 14:44:00	EI81907	TO-15 VOC	EPA TO-15	TO-15	Carbon disulfide	75-15-0	FALSE	FALSE	ND	6.3	ug/m3	FALSE	NA	1					JDL		22
Atlas Geo-Sampling Company	AG091018-16	AECOM Former C&D	H&P Mobile Geochemistry, Inc.	SV5 9-6-18	E809036-05	Vapor	09/06/2018 08:30:00	09/18/2018 07:30:00	09/18/2018 14:44:00	EI81907	TO-15 VOC	EPA TO-15	TO-15	trans-1,2-Dichloroethene	156-60-5	FALSE	FALSE	ND	8.0	ug/m3	FALSE	NA	1					JDL		23
Atlas Geo-Sampling Company	AG091018-16	AECOM Former C&D	H&P Mobile Geochemistry, Inc.	SV5 9-6-18	E809036-05	Vapor	09/06/2018 08:30:00	09/18/2018 07:30:00	09/18/2018 14:44:00	EI81907	TO-15 VOC	EPA TO-15	TO-15	1,1-Dichloroethane	75-34-3	FALSE	FALSE	ND	4.1	ug/m3	FALSE	NA	1					JDL		26
Atlas Geo-Sampling Company	AG091018-16	AECOM Former C&D	H&P Mobile Geochemistry, Inc.	SV5 9-6-18	E809036-05	Vapor	09/06/2018 08:30:00	09/18/2018 07:30:00	09/18/2018 14:44:00	EI81907	TO-15 VOC	EPA TO-15	TO-15	2-Butanone (MEK)	78-93-3	FALSE	FALSE	ND	30	ug/m3	FALSE	NA	1					JDL		27
Atlas Geo-Sampling Company	AG091018-16	AECOM Former C&D	H&P Mobile Geochemistry, Inc.	SV5 9-6-18	E809036-05	Vapor	09/06/2018 08:30:00	09/18/2018 07:30:00	09/18/2018 14:44:00	EI81907	TO-15 VOC	EPA TO-15	TO-15	cis-1,2-Dichloroethene	156-59-2	FALSE	FALSE	ND	4.0	ug/m3	FALSE	NA	1					JDL		29
Atlas Geo-Sampling Company	AG091018-16	AECOM Former C&D	H&P Mobile Geochemistry, Inc.	SV5 9-6-18	E809036-05	Vapor	09/06/2018 08:30:00	09/18/2018 07:30:00	09/18/2018 14:44:00	EI81907	TO-15 VOC	EPA TO-15	TO-15	Chloroform	67-66-3	FALSE	FALSE	ND	4.9	ug/m3	FALSE	NA	1					JDL		32
Atlas Geo-Sampling Company	AG091018-16	AECOM Former C&D	H&P Mobile Geochemistry, Inc.	SV5 9-6-18	E809036-05	Vapor	09/06/2018 08:30:00	09/18/2018 07:30:00	09/18/2018 14:44:00	EI81907	TO-15 VOC	EPA TO-15	TO-15	1,1,1-Trichloroethane	71-55-6	FALSE	FALSE	ND	5.5	ug/m3	FALSE	NA	1					JDL		36
Atlas Geo-Sampling Company	AG091018-16	AECOM Former C&D	H&P Mobile Geochemistry, Inc.	SV5 9-6-18	E809036-05	Vapor	09/06/2018 08:30:00	09/18/2018 07:30:00	09/18/2018 14:44:00	EI81907	TO-15 VOC	EPA TO-15	TO-15	1,2-Dichloroethane (EDC)	107-06-2	FALSE	FALSE	ND	4.1	ug/m3	FALSE	NA	1					JDL		37
Atlas Geo-Sampling Company	AG091018-16	AECOM Former C&D	H&P Mobile Geochemistry, Inc.	SV5 9-6-18	E809036-05	Vapor	09/06/2018 08:30:00	09/18/2018 07:30:00	09/18/2018 14:44:00	EI81907	TO-15 VOC	EPA TO-15	TO-15	Benzene	71-43-2	FALSE	FALSE	4.0	3.2	ug/m3	FALSE	NA	1					JDL		39
Atlas Geo-Sampling Company	AG091018-16	AECOM Former C&D	H&P Mobile Geochemistry, Inc.	SV5 9-6-18	E809036-05	Vapor	09/06/2018 08:30:00	09/18/2018 07:30:00	09/18/2018 14:44:00	EI81907	TO-15 VOC	EPA TO-15	TO-15	Carbon tetrachloride	56-23-5	FALSE	FALSE	ND	6.4	ug/m3	FALSE	NA	1					JDL		40
Atlas Geo-Sampling Company	AG091018-16	AECOM Former C&D	H&P Mobile Geochemistry, Inc.	SV5 9-6-18	E809036-05	Vapor	09/06/2018 08:30:00	09/18/2018 07:30:00	09/18/2018 14:44:00	EI81907	TO-15 VOC	EPA TO-15	TO-15	Trichloroethene	79-01-6	FALSE	FALSE	ND	5.5	ug/m3	FALSE	NA	1					JDL		46
Atlas Geo-Sampling Company	AG091018-16	AECOM Former C&D	H&P Mobile Geochemistry, Inc.	SV5 9-6-18	E809036-05	Vapor	09/06/2018 08:30:00	09/18/2018 07:30:00	09/18/2018 14:44:00	EI81907	TO-15 VOC	EPA TO-15	TO-15	1,2-Dichloropropane	78-87-5	FALSE	FALSE	ND	9.4	ug/m3	FALSE	NA	1					JDL		47
Atlas Geo-Sampling Company	AG091018-16	AECOM Former C&D	H&P Mobile Geochemistry, Inc.	SV5 9-6-18	E809036-05	Vapor	09/06/2018 08:30:00	09/18/2018 07:30:00	09/18/2018 14:44:00	EI81907	TO-15 VOC	EPA TO-15	TO-15	Bromodichloromethane	75-27-4	FALSE	FALSE	ND	6.8	ug/m3	FALSE	NA	1					JDL		49
Atlas Geo-Sampling Company	AG091018-16	AECOM Former C&D	H&P Mobile Geochemistry, Inc.	SV5 9-6-18	E809036-05	Vapor	09/06/2018 08:30:00	09/18/2018 07:30:00	09/18/2018 14:44:00	EI81907	TO-15 VOC	EPA TO-15	TO-15	cis-1,3-Dichloropropene	10061-01-5	FALSE	FALSE	ND	4.6	ug/m3	FALSE	NA	1					JDL		50
Atlas Geo-Sampling Company	AG091018-16	AECOM Former C&D	H&P Mobile Geochemistry, Inc.	SV5 9-6-18	E809036-05	Vapor	09/06/2018 08:30:00	09/18/2018 07:30:00	09/18/2018 14:44:00	EI81907	TO-15 VOC	EPA TO-15	TO-15	4-Methyl-2-pentanone (MIBK)	108-10-1	FALSE	FALSE	ND	8.3	ug/m3	FALSE	NA	1					JDL		51
Atlas Geo-Sampling Company	AG091018-16	AECOM Former C&D	H&P Mobile Geochemistry, Inc.	SV5 9-6-18	E809036-05	Vapor	09/06/2018 08:30:00	09/18/2018 07:30:00	09/18/2018 14:44:00	EI81907	TO-15 VOC	EPA TO-15	TO-15	trans-1,3-Dichloropropene	10061-02-6	FALSE	FALSE	ND	4.6	ug/m3	FALSE	NA	1					JDL		52
Atlas Geo-Sampling Company	AG091018-16	AECOM Former C&D	H&P Mobile Geochemistry, Inc.	SV5 9-6-18	E809036-05	Vapor	09/06/2018 08:30:00	09/18/2018 07:30:00	09/18/2018 14:44:00	EI81907	TO-15 VOC	EPA TO-15	TO-15	Toluene	108-88-3	FALSE	FALSE	33	3.8	ug/m3	FALSE	NA	1					JDL		54
Atlas Geo-Sampling Company	AG091018-16	AECOM Former C&D	H&P Mobile Geochemistry, Inc.	SV5 9-6-18	E809036-05	Vapor	09/06/2018 08:30:00	09/18/2018 07:30:00	09/18/2018 14:44:00	EI81907	TO-15 VOC	EPA TO-15	TO-15	1,1,2-Trichloroethane	79-00-5	FALSE	FALSE	ND	5.5	ug/m3	FALSE	NA	1					JDL		55
Atlas Geo-Sampling Company	AG091018-16	AECOM Former C&D	H&P Mobile Geochemistry, Inc.	SV5 9-6-18	E809036-05	Vapor	09/06/2018 08:30:00	09/18/2018 07:30:00	09/18/2018 14:44:00	EI81907	TO-15 VOC	EPA TO-15	TO-15	2-Hexanone (MBK)	591-78-6	FALSE	FALSE	ND	8.3	ug/m3	FALSE	NA	1					JDL		56
Atlas Geo-Sampling Company	AG091018-16	AECOM Former C&D	H&P Mobile Geochemistry, Inc.	SV5 9-6-18	E809036-05	Vapor	09/06/2018 08:30:00	09/18/2018 07:30:00	09/18/2018 14:44:00	EI81907	TO-15 VOC	EPA TO-15	TO-15	Dibromochloromethane	124-48-1	FALSE	FALSE	ND	8.6	ug/m3	FALSE	NA	1					JDL		57
Atlas Geo-Sampling Company	AG091018-16	AECOM Former C&D	H&P Mobile Geochemistry, Inc.	SV5 9-6-18	E809036-05	Vapor	09/06/2018 08:30:00	09/18/2018 07:30:00	09/18/2018 14:44:00	EI81907	TO-15 VOC	EPA TO-15	TO-15	Tetrachloroethene	127-18-4	FALSE	FALSE	ND	6.9	ug/m3	FALSE	NA	1					JDL		58
Atlas Geo-Sampling Company	AG091018-16	AECOM Former C&D	H&P Mobile Geochemistry, Inc.	SV5 9-6-18	E809036-05	Vapor	09/06/2018 08:30:00	09/18/2018 07:30:00	09/18/2018 14:44:00	EI81907	TO-15 VOC	EPA TO-15	TO-15	1,2-Dibromoethane (EDB)	106-93-4	FALSE	FALSE	ND	7.8	ug/m3	FALSE	NA	1					JDL		59
Atlas Geo-Sampling Company	AG091018-16	AECOM Former C&D	H&P Mobile Geochemistry, Inc.	SV5 9-6-18	E809036-05	Vapor	09/06/2018 08:30:00	09/18/2018 07:30:00	09/18/2018 14:44:00	EI81907	TO-15 VOC	EPA TO-15	TO-15	Dichlorodifluoromethane (F12)	75-71-8	FALSE	FALSE	ND	5.0	ug/m3	FALSE	NA	1					JDL		6
Atlas Geo-Sampling Company	AG091018-16	AECOM Former C&D	H&P Mobile Geochemistry, Inc.	SV5 9-6-18	E809036-05	Vapor	09/06/2018 08:30:00	09/18/2018 07:30:00	09/18/2018 14:44:00	EI81907	TO-15 VOC	EPA TO-15	TO-15	1,1,1,2-Tetrachloroethane	630-20-6	FALSE	FALSE	ND	7.0	ug/m3	FALSE	NA	1					JDL		60
Atlas Geo-Sampling Company	AG091018-16	AECOM Former C&D	H&P Mobile Geochemistry, Inc.	SV5 9-6-18	E809036-05	Vapor	09/06/2018 08:30:00	09/18/2018 07:30:00	09/18/2018 14:44:00	EI81907	TO-15 VOC	EPA TO-15	TO-15	Chlorobenzene	108-90-7	FALSE	FALSE	ND	4.7	ug/m3	FALSE	NA	1					JDL		61
Atlas Geo-Sampling Company	AG091018-16	AECOM Former C&D	H&P Mobile Geochemistry, Inc.	SV5 9-6-18	E809036-05	Vapor	09/06/2018 08:30:00	09/18/2018 07:30:00	09/18/2018 14:44:00	EI81907	TO-15 VOC	EPA TO-15	TO-15	Ethylbenzene	100-41-4	FALSE	FALSE	11	4.4	ug/m3	FALSE	NA	1					JDL	QL-1L	62
Atlas Geo-Sampling Company	AG091018-16	AECOM Former C&D	H&P Mobile Geochemistry, Inc.	SV5 9-6-18	E809036-05	Vapor	09/06/2018 08:30:00	09/18/2018 07:30:00	09/18/2018 14:44:00	EI81907	TO-15 VOC	EPA TO-15	TO-15	m,p-Xylene	179601-23-1	FALSE	FALSE	27	8.8	ug/m3	FALSE	NA	1					JDL		63
Atlas Geo-Sampling Company	AG091018-16	AECOM Former C&D	H&P Mobile Geochemistry, Inc.	SV5 9-6-18	E809036-05	Vapor	09/06/2018 08:30:00	09/18/2018 07:30:00	09/18/2018 14:44:00	EI81907	TO-15 VOC	EPA TO-15	TO-15	Styrene	100-42-5	FALSE	FALSE	ND	4.3	ug/m3	FALSE	NA	1					JDL		64
Atlas Geo-Sampling Company	AG091018-16	AECOM Former C&D	H&P Mobile Geochemistry, Inc.	SV5 9-6-18	E809036-05	Vapor	09/06/2018 08:30:00	09/18/2018 07:30:00	09/18/2018 14:44:00	EI81907	TO-15 VOC	EPA TO-15	TO-15	o-Xylene	95-47-6	FALSE	FALSE	11	4.4	ug/m3	FALSE	NA	1					JDL		65
Atlas Geo-Sampling Company	AG091018-16	AECOM Former C&D	H&P Mobile Geochemistry, Inc.	SV5 9-6-18	E809036-05	Vapor	09/06/2018 08:30:00	09/18/2018 07:30:00	09/18/2018 14:44:00	EI81907	TO-15 VOC	EPA TO-15	TO-15	Bromoform	75-25-2	FALSE	FALSE	ND	10	ug/m3	FALSE	NA	1					JDL		67
Atlas Geo-Sampling Company	AG091018-16	AECOM Former C&D	H&P Mobile Geochemistry, Inc.	SV5 9-6-18	E809036-05	Vapor	09/06/2018 08:30:00	09/18/2018 07:30:00	09/18/2018 14:44:00	EI81907	TO-15 VOC	EPA TO-15	TO-15	1,1,2,2-Tetrachloroethane	79-34-5	FALSE	FALSE	ND	7.0	ug/m3	FALSE	NA	1					JDL		68
Atlas Geo-Sampling Company	AG091018-16	AECOM Former C&D	H&P Mobile Geochemistry, Inc.	SV5 9-6-18	E809036-05	Vapor	09/06/2018 08:30:00	09/18/2018 07:30:00	09/18/2018 14:44:00	EI81907	TO-15 VOC	EPA TO-15	TO-15	Chloromethane	74-87-3	FALSE	FALSE	ND	2.1	ug/m3	FALSE	NA	1					JDL		7
Atlas Geo-Sampling Company	AG091018-16	AECOM Former C&D	H&P Mobile Geochemistry, Inc.	SV5 9-6-18	E809036-05	Vapor	09/06/2018 08:30:00	09/18/2018 07:30:00	09/18/2018 14:44:00	EI81907	TO-15 VOC	EPA TO-15	TO-15	4-Ethyltoluene	622-96-8	FALSE	FALSE	5.3	5.0	ug/m3	FALSE	NA	1					JDL		70
Atlas Geo-Sampling Company	AG091018-16	AECOM Former C&D	H&P Mobile Geochemistry, Inc.	SV5 9-6-18	E809036-05	Vapor	09/06/2018 08:30:00	09/18/2018 07:30:00	09/18/2018 14:44:00	EI81907	TO-15 VOC	EPA TO-15	TO-15	1,3,5-Trimethylbenzene	108-67-8	FALSE	FALSE	5.2	5.0	ug/m3	FALSE	NA	1					JDL		76
Atlas Geo-Sampling Company	AG091018-16	AECOM Former C&D	H&P Mobile Geochemistry, Inc.	SV5 9-6-18	E809036-05	Vapor	09/06/2018 08:30:00	09/18/2018 07:30:00	09/18/2018 14:44:00	EI81907	TO-15 VOC	EPA TO-15	TO-15	1,2,4-Trimethylbenzene	95-63-6	FALSE	FALSE	16	5.0	ug/m3	FALSE	NA	1					JDL		78
Atlas Geo-Sampling Company	AG091018-16	AECOM Former C&D	H&P Mobile Geochemistry, Inc.	SV5 9-6-18	E809036-05	Vapor	09/06/2018 08:30:00	09/18/2018 07:30:00	09/18/2018 14:44:00	EI81907	TO-15 VOC	EPA TO-15	TO-15	1,3-Dichlorobenzene	541-73-1	FALSE	FALSE	ND	12	ug/m3	FALSE	NA	1					JDL		79
Atlas Geo-Sampling Company	AG091018-16	AECOM Former C&D	H&P Mobile Geochemistry, Inc.	SV5 9-6-18	E809036-05	Vapor	09/06/2018 08:30:00	09/18/2018 07:30:00	09/18/2018 14:44:00	EI81907	TO-15 VOC	EPA TO-15	TO-15	Dichlorotetrafluoroethane (F114)	76-14-2	FALSE	FALSE	ND	7.1	ug/m3	FALSE	NA	1					JDL		8
Atlas Geo-Sampling Company	AG091018-16	AECOM Former C&D	H&P Mobile Geochemistry, Inc.	SV5 9-6-18	E809036-05	Vapor	09/06/2018 08:30:00	09/18/2018 07:30:00	09/18/2018 14:44:00	EI81907	TO-15 VOC	EPA TO-15	TO-15	1,4-Dichlorobenzene	106-46-7	FALSE	FALSE	ND	12	ug/m3	FALSE	NA	1					JDL		81
Atlas Geo-Sampling Company	AG091018-16	AECOM Former C&D	H&P Mobile Geochemistry, Inc.	SV5 9-6-18	E809036-05	Vapor	09/06/2018 08:30:00	09/18/2018 07:30:00	09/18/2018 14:44:00	EI81907	TO-15 VOC	EPA TO-15	TO-15	1,2-Dichlorobenzene	95-50-1	FALSE	FALSE	ND	12	ug/m3	FALSE	NA	1					JDL		84
Atlas Geo-Sampling Company	AG091018-16	AECOM Former C&D	H&P Mobile Geochemistry, Inc.	SV5 9-6-18	E809036-05	Vapor	09/06/2018 08:30:00	09/18/2018 07:30:00	09/18/2018 14:44:00	EI81907	TO-15 VOC	EPA TO-15	TO-15	1,2,4-Trichlorobenzene	120-82-1	FALSE	FALSE	ND	38	ug/m3	FALSE	NA	1					JDL		88
Atlas Geo-Sampling Company	AG091018-16	AECOM Former C&D	H&P Mobile Geochemistry, Inc.	SV5 9-6-18	E809036-05	Vapor	09/06/2018 08:30:00	09/18/2018 07:30:00	09/18/2018 14:44:00	EI81907	TO-15 VOC	EPA TO-15	TO-15	Vinyl chloride	75-01-4	FALSE	FALSE	ND	2.6	ug/m3	FALSE	NA	1					JDL		9
Atlas Geo-Sampling Company	AG091018-16	AECOM Former C&D	H&P Mobile Geochemistry, Inc.	SV5 9-6-18	E809036-05	Vapor	09/06/2018 08:30:00	09/18/2018 07:30:00	09/18/2018 14:44:00	EI81907	TO-15 VOC	EPA TO-15	TO-15	Hexachlorobutadiene	87-68-3	FALSE	FALSE	ND	54	ug/m3	FALSE	NA	1					JDL		90
Atlas Geo-Sampling Company	AG091018-16	AECOM Former C&D	H&P Mobile Geochemistry, Inc.	SV5 9-6-18	E809036-05	Vapor	09/06/2018 08:30:00	09/18/2018 07:30:00	09/18/2018 14:44:00	EI81907	TO-15 VOC	EPA TO-15	TO-15	1,2-Dichloroethane-d4	17060-07-0	TRUE	FALSE	201	4.3	ug/m3	FALSE	NA	1	214	93.8	134	76	JDL		95
Atlas Geo-Sampling Company	AG091018-16	AECOM Former C&D	H&P Mobile Geochemistry, Inc.	SV5 9-6-18	E809036-05	Vapor	09/06/2018 08:30:00	09/18/2018 07:30:00	09/18/2018 14:44:00	EI81907	TO-15 VOC	EPA TO-15	TO-15	Toluene-d8	2037-26-5	TRUE	FALSE	198	4.2	ug/m3	FALSE	NA	1	207	95.5	125	78	JDL		97
Atlas Geo-Sampling Company	AG091018-16	AECOM Former C&D	H&P Mobile Geochemistry, Inc.	SV5 9-6-18	E809036-05	Vapor	09/06/2018 08:30:00	09/18/2018 07:30:00	09/18/2018 14:44:00	EI81907	TO-15 VOC	EPA TO-15	TO-15	4-Bromofluorobenzene	460-00-4	TRUE	FALSE	351	7.3	ug/m3	FALSE	NA	1	364	96.4	127	77	JDL		98
Atlas Geo-Sampling Company	AG091018-16	AECOM Former C&D	H&P Mobile Geochemistry, Inc.	SV6 9-6-18	E809036-06	Vapor	09/06/2018 08:45:00	09/18/2018 07:30:00	09/18/2018 15:16:00	EI81907	TO-15 VOC	EPA TO-15	TO-15	Bromomethane	74-83-9	FALSE	FALSE	ND	16	ug/m3	FALSE	NA	1					JDL		12
Atlas Geo-Sampling Company	AG091018-16	AECOM Former C&D	H&P Mobile Geochemistry, Inc.	SV6 9-6-18	E809036-06	Vapor	09/06/2018 08:45:00	09/18/2018 07:30:00	09/18/2018 15:16:00	EI81907	TO-15 VOC	EPA TO-15	TO-15	Chloroethane	75-00-3	FALSE	FALSE	ND	8.0	ug/m3	FALSE	NA	1					JDL		13
Atlas Geo-Sampling Company	AG091018-16	AECOM Former C&D	H&P Mobile Geochemistry, Inc.	SV6 9-6-18	E809036-06	Vapor	09/06/2018 08:45:00	09/18/2018 07:30:00	09/18/2018 15:16:00	EI81907	TO-15 VOC	EPA TO-15	TO-15	Trichlorofluoromethane (F11)	75-69-4	FALSE	FALSE	ND	5.6	ug/m3	FALSE	NA	1					JDL		15
Atlas Geo-Sampling Company	AG091018-16	AECOM Former C&D	H&P Mobile Geochemistry, Inc.	SV6 9-6-18	E809036-06	Vapor	09/06/2018 08:45:00	09/18/2018 07:30:00	09/18/2018 15:16:00	EI81907	TO-15 VOC	EPA TO-15	TO-15	1,1-Dichloroethene	75-35-4	FALSE	FALSE	ND	4.0	ug/m3	FALSE	NA	1					JDL		18
Atlas Geo-Sampling Company	AG091018-16	AECOM Former C&D	H&P Mobile Geochemistry, Inc.	SV6 9-6-18	E809036-06	Vapor	09/06/2018 08:45:00	09/18/2018 07:30:00	09/18/2018 15:16:00	EI81907	TO-15 VOC	EPA TO-15	TO-15	1,1,2-Trichlorotrifluoroethane (F113)	76-13-1	FALSE	FALSE	ND	7.7	ug/m3	FALSE	NA	1					JDL		20
Atlas Geo-Sampling Company	AG091018-16	AECOM Former C&D	H&P Mobile Geochemistry, Inc.	SV6 9-6-18	E809036-06	Vapor	09/06/2018 08:45:00	09/18/2018 07:30:00	09/18/2018 15:16:00	EI81907	TO-15 VOC	EPA TO-15	TO-15	Methylene chloride (Dichloromethane)	75-09-2	FALSE	FALSE	ND	3.5	ug/m3	FALSE	NA	1					JDL		21
Atlas Geo-Sampling Company	AG091018-16	AECOM Former C&D	H&P Mobile Geochemistry, Inc.	SV6 9-6-18	E809036-06	Vapor	09/06/2018 08:45:00	09/18/2018 07:30:00	09/18/2018 15:16:00	EI81907	TO-15 VOC	EPA TO-15	TO-15	Carbon disulfide	75-15-0	FALSE	FALSE	ND	6.3	ug/m3	FALSE	NA	1					JDL		22
Atlas Geo-Sampling Company	AG091018-16	AECOM Former C&D	H&P Mobile Geochemistry, Inc.	SV6 9-6-18	E809036-06	Vapor	09/06/2018 08:45:00	09/18/2018 07:30:00	09/18/2018 15:16:00	EI81907	TO-15 VOC	EPA TO-15	TO-15	trans-1,2-Dichloroethene	156-60-5	FALSE	FALSE	ND	8.0	ug/m3	FALSE	NA	1					JDL		23
Atlas Geo-Sampling Company	AG091018-16	AECOM Former C&D	H&P Mobile Geochemistry, Inc.	SV6 9-6-18	E809036-06	Vapor	09/06/2018 08:45:00	09/18/2018 07:30:00	09/18/2018 15:16:00	EI81907	TO-15 VOC	EPA TO-15	TO-15	1,1-Dichloroethane	75-34-3	FALSE	FALSE	ND	4.1	ug/m3	FALSE	NA	1					JDL		26
Atlas Geo-Sampling Company	AG091018-16	AECOM Former C&D	H&P Mobile Geochemistry, Inc.	SV6 9-6-18	E809036-06	Vapor	09/06/2018 08:45:00	09/18/2018 07:30:00	09/18/2018 15:16:00	EI81907	TO-15 VOC	EPA TO-15	TO-15	2-Butanone (MEK)	78-93-3	FALSE	FALSE	ND	30	ug/m3	FALSE	NA	1					JDL		27
Atlas Geo-Sampling Company	AG091018-16	AECOM Former C&D	H&P Mobile Geochemistry, Inc.	SV6 9-6-18	E809036-06	Vapor	09/06/2018 08:45:00	09/18/2018 07:30:00	09/18/2018 15:16:00	EI81907	TO-15 VOC	EPA TO-15	TO-15	cis-1,2-Dichloroethene	156-59-2	FALSE	FALSE	ND	4.0	ug/m3	FALSE	NA	1					JDL		29
Atlas Geo-Sampling Company	AG091018-16	AECOM Former C&D	H&P Mobile Geochemistry, Inc.	SV6 9-6-18	E809036-06	Vapor	09/06/2018 08:45:00	09/18/2018 07:30:00	09/18/2018 15:16:00	EI81907	TO-15 VOC	EPA TO-15	TO-15	Chloroform	67-66-3	FALSE	FALSE	ND	4.9	ug/m3	FALSE	NA	1					JDL		32
Atlas Geo-Sampling Company	AG091018-16	AECOM Former C&D	H&P Mobile Geochemistry, Inc.	SV6 9-6-18	E809036-06	Vapor	09/06/2018 08:45:00	09/18/2018 07:30:00	09/18/2018 15:16:00	EI81907	TO-15 VOC	EPA TO-15	TO-15	1,1,1-Trichloroethane	71-55-6	FALSE	FALSE	ND	5.5	ug/m3	FALSE	NA	1					JDL		36
Atlas Geo-Sampling Company	AG091018-16	AECOM Former C&D	H&P Mobile Geochemistry, Inc.	SV6 9-6-18	E809036-06	Vapor	09/06/2018 08:45:00	09/18/2018 07:30:00	09/18/2018 15:16:00	EI81907	TO-15 VOC	EPA TO-15	TO-15	1,2-Dichloroethane (EDC)	107-06-2	FALSE	FALSE	ND	4.1	ug/m3	FALSE	NA	1					JDL		37
Atlas Geo-Sampling Company	AG091018-16	AECOM Former C&D	H&P Mobile Geochemistry, Inc.	SV6 9-6-18	E809036-06	Vapor	09/06/2018 08:45:00	09/18/2018 07:30:00	09/18/2018 15:16:00	EI81907	TO-15 VOC	EPA TO-15	TO-15	Benzene	71-43-2	FALSE	FALSE	4.5	3.2	ug/m3	FALSE	NA	1					JDL		39
Atlas Geo-Sampling Company	AG091018-16	AECOM Former C&D	H&P Mobile Geochemistry, Inc.	SV6 9-6-18	E809036-06	Vapor	09/06/2018 08:45:00	09/18/2018 07:30:00	09/18/2018 15:16:00	EI81907	TO-15 VOC	EPA TO-15	TO-15	Carbon tetrachloride	56-23-5	FALSE	FALSE	ND	6.4	ug/m3	FALSE	NA	1					JDL		40
Atlas Geo-Sampling Company	AG091018-16	AECOM Former C&D	H&P Mobile Geochemistry, Inc.	SV6 9-6-18	E809036-06	Vapor	09/06/2018 08:45:00	09/18/2018 07:30:00	09/18/2018 15:16:00	EI81907	TO-15 VOC	EPA TO-15	TO-15	Trichloroethene	79-01-6	FALSE	FALSE	ND	5.5	ug/m3	FALSE	NA	1					JDL		46
Atlas Geo-Sampling Company	AG091018-16	AECOM Former C&D	H&P Mobile Geochemistry, Inc.	SV6 9-6-18	E809036-06	Vapor	09/06/2018 08:45:00	09/18/2018 07:30:00	09/18/2018 15:16:00	EI81907	TO-15 VOC	EPA TO-15	TO-15	1,2-Dichloropropane	78-87-5	FALSE	FALSE	ND	9.4	ug/m3	FALSE	NA	1					JDL		47
Atlas Geo-Sampling Company	AG091018-16	AECOM Former C&D	H&P Mobile Geochemistry, Inc.	SV6 9-6-18	E809036-06	Vapor	09/06/2018 08:45:00	09/18/2018 07:30:00	09/18/2018 15:16:00	EI81907	TO-15 VOC	EPA TO-15	TO-15	Bromodichloromethane	75-27-4	FALSE	FALSE	ND	6.8	ug/m3	FALSE	NA	1		

CLIENT	PROJECT	PROJECTNUM	LabName	SAMPLENAME	LABSAMPID	MATRIX	SAMPDATE	PREPDATE	ANADATE	BATCH	METHODCODE	METHODNAME	PREPNAME	ANALYTE	CASNUMBER	SURROGATE	TIC	Result	RL	UNITS	RPToMDL	BASIS	DILUTION	SPIKELEVEL	RECOVERY	UPPERCL	LOWERCL	ANALYST	ANOTE	ANALYTEORDER
Atlas Geo-Sampling Company	AG091018-16	AECOM Former C&D	H&P Mobile Geochemistry, Inc.	SV7 9-6-18	E809036-07	Vapor	09/06/2018 09:05:00	09/18/2018 07:30:00	09/18/2018 15:47:00	EI81907	TO-15 VOC	EPA TO-15	TO-15	trans-1,2-Dichloroethene	156-60-5	FALSE	FALSE	ND	8.0	ug/m3	FALSE	NA	1					JDL		23
Atlas Geo-Sampling Company	AG091018-16	AECOM Former C&D	H&P Mobile Geochemistry, Inc.	SV7 9-6-18	E809036-07	Vapor	09/06/2018 09:05:00	09/18/2018 07:30:00	09/18/2018 15:47:00	EI81907	TO-15 VOC	EPA TO-15	TO-15	cis-1,2-Dichloroethene	156-59-2	FALSE	FALSE	ND	4.0	ug/m3	FALSE	NA	1					JDL		29
Atlas Geo-Sampling Company	AG091018-16	AECOM Former C&D	H&P Mobile Geochemistry, Inc.	SV7 9-6-18	E809036-07	Vapor	09/06/2018 09:05:00	09/18/2018 07:30:00	09/18/2018 15:47:00	EI81907	TO-15 VOC	EPA TO-15	TO-15	Trichloroethene	79-01-6	FALSE	FALSE	ND	5.5	ug/m3	FALSE	NA	1					JDL		46
Atlas Geo-Sampling Company	AG091018-16	AECOM Former C&D	H&P Mobile Geochemistry, Inc.	SV7 9-6-18	E809036-07	Vapor	09/06/2018 09:05:00	09/18/2018 07:30:00	09/18/2018 15:47:00	EI81907	TO-15 VOC	EPA TO-15	TO-15	Tetrachloroethene	127-18-4	FALSE	FALSE	8.8	6.9	ug/m3	FALSE	NA	1					JDL		58
Atlas Geo-Sampling Company	AG091018-16	AECOM Former C&D	H&P Mobile Geochemistry, Inc.	SV7 9-6-18	E809036-07	Vapor	09/06/2018 09:05:00	09/18/2018 07:30:00	09/18/2018 15:47:00	EI81907	TO-15 VOC	EPA TO-15	TO-15	Vinyl chloride	75-01-4	FALSE	FALSE	ND	2.6	ug/m3	FALSE	NA	1					JDL		9
Atlas Geo-Sampling Company	AG091018-16	AECOM Former C&D	H&P Mobile Geochemistry, Inc.	SV7 9-6-18	E809036-07	Vapor	09/06/2018 09:05:00	09/18/2018 07:30:00	09/18/2018 15:47:00	EI81907	TO-15 VOC	EPA TO-15	TO-15	1,2-Dichloroethane-d4	17060-07-0	TRUE	FALSE	197	4.3	ug/m3	FALSE	NA	1	214	91.9	134	76	JDL		95
Atlas Geo-Sampling Company	AG091018-16	AECOM Former C&D	H&P Mobile Geochemistry, Inc.	SV7 9-6-18	E809036-07	Vapor	09/06/2018 09:05:00	09/18/2018 07:30:00	09/18/2018 15:47:00	EI81907	TO-15 VOC	EPA TO-15	TO-15	Toluene-d8	2037-26-5	TRUE	FALSE	197	4.2	ug/m3	FALSE	NA	1	207	95.3	125	78	JDL		97
Atlas Geo-Sampling Company	AG091018-16	AECOM Former C&D	H&P Mobile Geochemistry, Inc.	SV7 9-6-18	E809036-07	Vapor	09/06/2018 09:05:00	09/18/2018 07:30:00	09/18/2018 15:47:00	EI81907	TO-15 VOC	EPA TO-15	TO-15	4-Bromofluorobenzene	460-00-4	TRUE	FALSE	355	7.3	ug/m3	FALSE	NA	1	364	97.3	127	77	JDL		98
Atlas Geo-Sampling Company	AG091018-16	AECOM Former C&D	H&P Mobile Geochemistry, Inc.	SV8 9-6-18	E809036-08	Vapor	09/06/2018 09:30:00	09/18/2018 07:30:00	09/18/2018 16:18:00	EI81907	TO-15 VOC	EPA TO-15	TO-15	trans-1,2-Dichloroethene	156-60-5	FALSE	FALSE	ND	8.0	ug/m3	FALSE	NA	1					JDL		23
Atlas Geo-Sampling Company	AG091018-16	AECOM Former C&D	H&P Mobile Geochemistry, Inc.	SV8 9-6-18	E809036-08	Vapor	09/06/2018 09:30:00	09/18/2018 07:30:00	09/18/2018 16:18:00	EI81907	TO-15 VOC	EPA TO-15	TO-15	cis-1,2-Dichloroethene	156-59-2	FALSE	FALSE	ND	4.0	ug/m3	FALSE	NA	1					JDL		29
Atlas Geo-Sampling Company	AG091018-16	AECOM Former C&D	H&P Mobile Geochemistry, Inc.	SV8 9-6-18	E809036-08	Vapor	09/06/2018 09:30:00	09/18/2018 07:30:00	09/18/2018 16:18:00	EI81907	TO-15 VOC	EPA TO-15	TO-15	Trichloroethene	79-01-6	FALSE	FALSE	ND	5.5	ug/m3	FALSE	NA	1					JDL		46
Atlas Geo-Sampling Company	AG091018-16	AECOM Former C&D	H&P Mobile Geochemistry, Inc.	SV8 9-6-18	E809036-08	Vapor	09/06/2018 09:30:00	09/18/2018 07:30:00	09/18/2018 16:18:00	EI81907	TO-15 VOC	EPA TO-15	TO-15	Tetrachloroethene	127-18-4	FALSE	FALSE	9.0	6.9	ug/m3	FALSE	NA	1					JDL		58
Atlas Geo-Sampling Company	AG091018-16	AECOM Former C&D	H&P Mobile Geochemistry, Inc.	SV8 9-6-18	E809036-08	Vapor	09/06/2018 09:30:00	09/18/2018 07:30:00	09/18/2018 16:18:00	EI81907	TO-15 VOC	EPA TO-15	TO-15	Vinyl chloride	75-01-4	FALSE	FALSE	ND	2.6	ug/m3	FALSE	NA	1					JDL		9
Atlas Geo-Sampling Company	AG091018-16	AECOM Former C&D	H&P Mobile Geochemistry, Inc.	SV8 9-6-18	E809036-08	Vapor	09/06/2018 09:30:00	09/18/2018 07:30:00	09/18/2018 16:18:00	EI81907	TO-15 VOC	EPA TO-15	TO-15	1,2-Dichloroethane-d4	17060-07-0	TRUE	FALSE	199	4.3	ug/m3	FALSE	NA	1	214	92.9	134	76	JDL		95
Atlas Geo-Sampling Company	AG091018-16	AECOM Former C&D	H&P Mobile Geochemistry, Inc.	SV8 9-6-18	E809036-08	Vapor	09/06/2018 09:30:00	09/18/2018 07:30:00	09/18/2018 16:18:00	EI81907	TO-15 VOC	EPA TO-15	TO-15	Toluene-d8	2037-26-5	TRUE	FALSE	196	4.2	ug/m3	FALSE	NA	1	207	94.9	125	78	JDL		97
Atlas Geo-Sampling Company	AG091018-16	AECOM Former C&D	H&P Mobile Geochemistry, Inc.	SV8 9-6-18	E809036-08	Vapor	09/06/2018 09:30:00	09/18/2018 07:30:00	09/18/2018 16:18:00	EI81907	TO-15 VOC	EPA TO-15	TO-15	4-Bromofluorobenzene	460-00-4	TRUE	FALSE	352	7.3	ug/m3	FALSE	NA	1	364	96.5	127	77	JDL		98
Atlas Geo-Sampling Company	AG091018-16	AECOM Former C&D	H&P Mobile Geochemistry, Inc.	SV9 9-6-18	E809036-09	Vapor	09/06/2018 09:45:00	09/18/2018 07:30:00	09/18/2018 16:50:00	EI81907	TO-15 VOC	EPA TO-15	TO-15	trans-1,2-Dichloroethene	156-60-5	FALSE	FALSE	ND	8.0	ug/m3	FALSE	NA	1					JDL		23
Atlas Geo-Sampling Company	AG091018-16	AECOM Former C&D	H&P Mobile Geochemistry, Inc.	SV9 9-6-18	E809036-09	Vapor	09/06/2018 09:45:00	09/18/2018 07:30:00	09/18/2018 16:50:00	EI81907	TO-15 VOC	EPA TO-15	TO-15	cis-1,2-Dichloroethene	156-59-2	FALSE	FALSE	ND	4.0	ug/m3	FALSE	NA	1					JDL		29
Atlas Geo-Sampling Company	AG091018-16	AECOM Former C&D	H&P Mobile Geochemistry, Inc.	SV9 9-6-18	E809036-09	Vapor	09/06/2018 09:45:00	09/18/2018 07:30:00	09/18/2018 16:50:00	EI81907	TO-15 VOC	EPA TO-15	TO-15	Trichloroethene	79-01-6	FALSE	FALSE	ND	5.5	ug/m3	FALSE	NA	1					JDL		46
Atlas Geo-Sampling Company	AG091018-16	AECOM Former C&D	H&P Mobile Geochemistry, Inc.	SV9 9-6-18	E809036-09	Vapor	09/06/2018 09:45:00	09/18/2018 07:30:00	09/18/2018 16:50:00	EI81907	TO-15 VOC	EPA TO-15	TO-15	Tetrachloroethene	127-18-4	FALSE	FALSE	26	6.9	ug/m3	FALSE	NA	1					JDL		58
Atlas Geo-Sampling Company	AG091018-16	AECOM Former C&D	H&P Mobile Geochemistry, Inc.	SV9 9-6-18	E809036-09	Vapor	09/06/2018 09:45:00	09/18/2018 07:30:00	09/18/2018 16:50:00	EI81907	TO-15 VOC	EPA TO-15	TO-15	Vinyl chloride	75-01-4	FALSE	FALSE	ND	2.6	ug/m3	FALSE	NA	1					JDL		9
Atlas Geo-Sampling Company	AG091018-16	AECOM Former C&D	H&P Mobile Geochemistry, Inc.	SV9 9-6-18	E809036-09	Vapor	09/06/2018 09:45:00	09/18/2018 07:30:00	09/18/2018 16:50:00	EI81907	TO-15 VOC	EPA TO-15	TO-15	1,2-Dichloroethane-d4	17060-07-0	TRUE	FALSE	197	4.3	ug/m3	FALSE	NA	1	214	92.0	134	76	JDL		95
Atlas Geo-Sampling Company	AG091018-16	AECOM Former C&D	H&P Mobile Geochemistry, Inc.	SV9 9-6-18	E809036-09	Vapor	09/06/2018 09:45:00	09/18/2018 07:30:00	09/18/2018 16:50:00	EI81907	TO-15 VOC	EPA TO-15	TO-15	Toluene-d8	2037-26-5	TRUE	FALSE	198	4.2	ug/m3	FALSE	NA	1	207	95.9	125	78	JDL		97
Atlas Geo-Sampling Company	AG091018-16	AECOM Former C&D	H&P Mobile Geochemistry, Inc.	SV9 9-6-18	E809036-09	Vapor	09/06/2018 09:45:00	09/18/2018 07:30:00	09/18/2018 16:50:00	EI81907	TO-15 VOC	EPA TO-15	TO-15	4-Bromofluorobenzene	460-00-4	TRUE	FALSE	359	7.3	ug/m3	FALSE	NA	1	364	98.5	127	77	JDL		98
Atlas Geo-Sampling Company	AG091018-16	AECOM Former C&D	H&P Mobile Geochemistry, Inc.	SV10 9-6-18	E809036-10	Vapor	09/06/2018 10:05:00	09/18/2018 07:30:00	09/18/2018 17:22:00	EI81907	TO-15 VOC	EPA TO-15	TO-15	trans-1,2-Dichloroethene	156-60-5	FALSE	FALSE	ND	8.0	ug/m3	FALSE	NA	1					JDL		23
Atlas Geo-Sampling Company	AG091018-16	AECOM Former C&D	H&P Mobile Geochemistry, Inc.	SV10 9-6-18	E809036-10	Vapor	09/06/2018 10:05:00	09/18/2018 07:30:00	09/18/2018 17:22:00	EI81907	TO-15 VOC	EPA TO-15	TO-15	cis-1,2-Dichloroethene	156-59-2	FALSE	FALSE	ND	4.0	ug/m3	FALSE	NA	1					JDL		29
Atlas Geo-Sampling Company	AG091018-16	AECOM Former C&D	H&P Mobile Geochemistry, Inc.	SV10 9-6-18	E809036-10	Vapor	09/06/2018 10:05:00	09/18/2018 07:30:00	09/18/2018 17:22:00	EI81907	TO-15 VOC	EPA TO-15	TO-15	Trichloroethene	79-01-6	FALSE	FALSE	ND	5.5	ug/m3	FALSE	NA	1					JDL		46
Atlas Geo-Sampling Company	AG091018-16	AECOM Former C&D	H&P Mobile Geochemistry, Inc.	SV10 9-6-18	E809036-10	Vapor	09/06/2018 10:05:00	09/18/2018 07:30:00	09/18/2018 17:22:00	EI81907	TO-15 VOC	EPA TO-15	TO-15	Tetrachloroethene	127-18-4	FALSE	FALSE	22	6.9	ug/m3	FALSE	NA	1					JDL		58
Atlas Geo-Sampling Company	AG091018-16	AECOM Former C&D	H&P Mobile Geochemistry, Inc.	SV10 9-6-18	E809036-10	Vapor	09/06/2018 10:05:00	09/18/2018 07:30:00	09/18/2018 17:22:00	EI81907	TO-15 VOC	EPA TO-15	TO-15	Vinyl chloride	75-01-4	FALSE	FALSE	ND	2.6	ug/m3	FALSE	NA	1					JDL		9
Atlas Geo-Sampling Company	AG091018-16	AECOM Former C&D	H&P Mobile Geochemistry, Inc.	SV10 9-6-18	E809036-10	Vapor	09/06/2018 10:05:00	09/18/2018 07:30:00	09/18/2018 17:22:00	EI81907	TO-15 VOC	EPA TO-15	TO-15	1,2-Dichloroethane-d4	17060-07-0	TRUE	FALSE	197	4.3	ug/m3	FALSE	NA	1	214	91.9	134	76	JDL		95
Atlas Geo-Sampling Company	AG091018-16	AECOM Former C&D	H&P Mobile Geochemistry, Inc.	SV10 9-6-18	E809036-10	Vapor	09/06/2018 10:05:00	09/18/2018 07:30:00	09/18/2018 17:22:00	EI81907	TO-15 VOC	EPA TO-15	TO-15	Toluene-d8	2037-26-5	TRUE	FALSE	197	4.2	ug/m3	FALSE	NA	1	207	95.2	125	78	JDL		97
Atlas Geo-Sampling Company	AG091018-16	AECOM Former C&D	H&P Mobile Geochemistry, Inc.	SV10 9-6-18	E809036-10	Vapor	09/06/2018 10:05:00	09/18/2018 07:30:00	09/18/2018 17:22:00	EI81907	TO-15 VOC	EPA TO-15	TO-15	4-Bromofluorobenzene	460-00-4	TRUE	FALSE	356	7.3	ug/m3	FALSE	NA	1	364	97.7	127	77	JDL		98

ANALYTE	CASNUMBER	SURROGATE	TIC	RESULT	RL	UNITS	RPToMDL	BASIS	DILUTION	SPIKELEVEL	RECOVERY	RPD	UPPERCL	LOWERCL	RPDCL	ANALYST	PSOLIDS	LNOTE	ANOTE	ANALYTEORDER
Bromomethane	74-83-9	FALSE	FALSE	ND	16	ug/m3	FALSE	NA	1							CSP				12
Chloroethane	75-00-3	FALSE	FALSE	ND	8.0	ug/m3	FALSE	NA	1							CSP				13
Trichlorofluoromethane (F11)	75-69-4	FALSE	FALSE	ND	5.6	ug/m3	FALSE	NA	1							CSP				15
1,1-Dichloroethene	75-35-4	FALSE	FALSE	ND	4.0	ug/m3	FALSE	NA	1							CSP				18
1,1,2-Trichlorotrifluoroethane (F113)	76-13-1	FALSE	FALSE	ND	7.7	ug/m3	FALSE	NA	1							CSP				20
Methylene chloride (Dichloromethane)	75-09-2	FALSE	FALSE	ND	3.5	ug/m3	FALSE	NA	1							CSP				21
Carbon disulfide	75-15-0	FALSE	FALSE	ND	6.3	ug/m3	FALSE	NA	1							CSP				22
trans-1,2-Dichloroethene	156-60-5	FALSE	FALSE	ND	8.0	ug/m3	FALSE	NA	1							CSP				23
1,1-Dichloroethane	75-34-3	FALSE	FALSE	ND	4.1	ug/m3	FALSE	NA	1							CSP				26
2-Butanone (MEK)	78-93-3	FALSE	FALSE	ND	30	ug/m3	FALSE	NA	1							CSP				27
cis-1,2-Dichloroethene	156-59-2	FALSE	FALSE	ND	4.0	ug/m3	FALSE	NA	1							CSP				29
Chloroform	67-66-3	FALSE	FALSE	ND	4.9	ug/m3	FALSE	NA	1							CSP				32
1,1,1-Trichloroethane	71-55-6	FALSE	FALSE	ND	5.5	ug/m3	FALSE	NA	1							CSP				36
1,2-Dichloroethane (EDC)	107-06-2	FALSE	FALSE	ND	4.1	ug/m3	FALSE	NA	1							CSP				37
Benzene	71-43-2	FALSE	FALSE	ND	3.2	ug/m3	FALSE	NA	1							CSP				39
Carbon tetrachloride	56-23-5	FALSE	FALSE	ND	6.4	ug/m3	FALSE	NA	1							CSP				40
Trichloroethene	79-01-6	FALSE	FALSE	ND	5.5	ug/m3	FALSE	NA	1							CSP				46
1,2-Dichloropropane	78-87-5	FALSE	FALSE	ND	9.4	ug/m3	FALSE	NA	1							CSP				47
Bromodichloromethane	75-27-4	FALSE	FALSE	ND	6.8	ug/m3	FALSE	NA	1							CSP				49
cis-1,3-Dichloropropene	10061-01-5	FALSE	FALSE	ND	4.6	ug/m3	FALSE	NA	1							CSP				50
4-Methyl-2-pentanone (MIBK)	108-10-1	FALSE	FALSE	ND	8.3	ug/m3	FALSE	NA	1							CSP				51
trans-1,3-Dichloropropene	10061-02-6	FALSE	FALSE	ND	4.6	ug/m3	FALSE	NA	1							CSP				52
Toluene	108-88-3	FALSE	FALSE	ND	3.8	ug/m3	FALSE	NA	1							CSP				54
1,1,2-Trichloroethane	79-00-5	FALSE	FALSE	ND	5.5	ug/m3	FALSE	NA	1							CSP				55
2-Hexanone (MBK)	591-78-6	FALSE	FALSE	ND	8.3	ug/m3	FALSE	NA	1							CSP				56
Dibromochloromethane	124-48-1	FALSE	FALSE	ND	8.6	ug/m3	FALSE	NA	1							CSP				57
Tetrachloroethene	127-18-4	FALSE	FALSE	ND	6.9	ug/m3	FALSE	NA	1							CSP				58
1,2-Dibromoethane (EDB)	106-93-4	FALSE	FALSE	ND	7.8	ug/m3	FALSE	NA	1							CSP				59
Dichlorodifluoromethane (F12)	75-71-8	FALSE	FALSE	ND	5.0	ug/m3	FALSE	NA	1							CSP				6
1,1,1,2-Tetrachloroethane	630-20-6	FALSE	FALSE	ND	7.0	ug/m3	FALSE	NA	1							CSP				60
Chlorobenzene	108-90-7	FALSE	FALSE	ND	4.7	ug/m3	FALSE	NA	1							CSP				61
Ethylbenzene	100-41-4	FALSE	FALSE	ND	4.4	ug/m3	FALSE	NA	1							CSP				62
m,p-Xylene	179601-23-1	FALSE	FALSE	ND	8.8	ug/m3	FALSE	NA	1							CSP				63
Styrene	100-42-5	FALSE	FALSE	ND	4.3	ug/m3	FALSE	NA	1							CSP				64
o-Xylene	95-47-6	FALSE	FALSE	ND	4.4	ug/m3	FALSE	NA	1							CSP				65
Bromoform	75-25-2	FALSE	FALSE	ND	10	ug/m3	FALSE	NA	1							CSP				67
1,1,2,2-Tetrachloroethane	79-34-5	FALSE	FALSE	ND	7.0	ug/m3	FALSE	NA	1							CSP				68
Chloromethane	74-87-3	FALSE	FALSE	ND	2.1	ug/m3	FALSE	NA	1							CSP				7
4-Ethyltoluene	622-96-8	FALSE	FALSE	ND	5.0	ug/m3	FALSE	NA	1							CSP				70
1,3,5-Trimethylbenzene	108-67-8	FALSE	FALSE	ND	5.0	ug/m3	FALSE	NA	1							CSP				76
1,2,4-Trimethylbenzene	95-63-6	FALSE	FALSE	ND	5.0	ug/m3	FALSE	NA	1							CSP				78
1,3-Dichlorobenzene	541-73-1	FALSE	FALSE	ND	12	ug/m3	FALSE	NA	1							CSP				79
Dichlorotetrafluoroethane (F114)	76-14-2	FALSE	FALSE	ND	7.1	ug/m3	FALSE	NA	1							CSP				8
1,4-Dichlorobenzene	106-46-7	FALSE	FALSE	ND	12	ug/m3	FALSE	NA	1							CSP				81
1,2-Dichlorobenzene	95-50-1	FALSE	FALSE	ND	12	ug/m3	FALSE	NA	1							CSP				84
1,2,4-Trichlorobenzene	120-82-1	FALSE	FALSE	ND	38	ug/m3	FALSE	NA	1							CSP				88
Vinyl chloride	75-01-4	FALSE	FALSE	ND	2.6	ug/m3	FALSE	NA	1							CSP				9
Hexachlorobutadiene	87-68-3	FALSE	FALSE	ND	54	ug/m3	FALSE	NA	1							CSP				90
1,2-Dichloroethane-d4	17060-07-0	TRUE	FALSE	198	4.3	ug/m3	FALSE	NA	1	214	92.3		134	76		CSP				95

ANALYTE	CASNUMBER	SURROGATE	TIC	RESULT	RL	UNITS	RPToMDL	BASIS	DILUTION	SPIKELEVEL	RECOVERY	RPD	UPPERCL	LOWERCL	RPDCL	ANALYST	PSOLIDS	LNOTE	ANOTE	ANALYTEORDER
Toluene-d8	2037-26-5	TRUE	FALSE	208	4.2	ug/m3	FALSE	NA	1	207	100		125	78		CSP				97
4-Bromofluorobenzene	460-00-4	TRUE	FALSE	336	7.3	ug/m3	FALSE	NA	1	364	92.1		127	77		CSP				98
Chloroethane	75-00-3	FALSE	FALSE	48	8.0	ug/m3	FALSE	NA	1	53.6	88.7		127	63		CSP				13
Trichlorofluoromethane (F11)	75-69-4	FALSE	FALSE	96	5.6	ug/m3	FALSE	NA	1	113	84.5		126	62		CSP				15
1,1-Dichloroethene	75-35-4	FALSE	FALSE	73	4.0	ug/m3	FALSE	NA	1	80.8	90.0		133	61		CSP				18
1,1,2-Trichlorotrifluoroethane (F113)	76-13-1	FALSE	FALSE	150	7.7	ug/m3	FALSE	NA	1	155	97.3		126	66		CSP				20
Methylene chloride (Dichloromethane)	75-09-2	FALSE	FALSE	58	3.5	ug/m3	FALSE	NA	1	70.8	82.1		115	62		CSP				21
trans-1,2-Dichloroethene	156-60-5	FALSE	FALSE	67	8.0	ug/m3	FALSE	NA	1	80.8	82.8		124	67		CSP				23
1,1-Dichloroethane	75-34-3	FALSE	FALSE	70	4.1	ug/m3	FALSE	NA	1	82.4	84.7		126	68		CSP				26
cis-1,2-Dichloroethene	156-59-2	FALSE	FALSE	68	4.0	ug/m3	FALSE	NA	1	80.0	85.0		121	70		CSP				29
Chloroform	67-66-3	FALSE	FALSE	87	4.9	ug/m3	FALSE	NA	1	99.2	87.5		123	68		CSP				32
1,1,1-Trichloroethane	71-55-6	FALSE	FALSE	98	5.5	ug/m3	FALSE	NA	1	111	88.5		125	68		CSP				36
1,2-Dichloroethane (EDC)	107-06-2	FALSE	FALSE	68	4.1	ug/m3	FALSE	NA	1	82.4	83.1		128	65		CSP				37
Benzene	71-43-2	FALSE	FALSE	57	3.2	ug/m3	FALSE	NA	1	64.8	88.4		119	69		CSP				39
Carbon tetrachloride	56-23-5	FALSE	FALSE	110	6.4	ug/m3	FALSE	NA	1	128	86.7		132	68		CSP				40
Trichloroethene	79-01-6	FALSE	FALSE	100	5.5	ug/m3	FALSE	NA	1	110	94.4		123	71		CSP				46
Toluene	108-88-3	FALSE	FALSE	62	3.8	ug/m3	FALSE	NA	1	76.8	80.4		119	66		CSP				54
1,1,2-Trichloroethane	79-00-5	FALSE	FALSE	100	5.5	ug/m3	FALSE	NA	1	111	90.0		119	73		CSP				55
Tetrachloroethene	127-18-4	FALSE	FALSE	130	6.9	ug/m3	FALSE	NA	1	138	94.5		124	66		CSP				58
Dichlorodifluoromethane (F12)	75-71-8	FALSE	FALSE	87	5.0	ug/m3	FALSE	NA	1	101	85.8		128	59		CSP				6
1,1,1,2-Tetrachloroethane	630-20-6	FALSE	FALSE	130	7.0	ug/m3	FALSE	NA	1	140	91.0		129	67		CSP				60
Ethylbenzene	100-41-4	FALSE	FALSE	67	4.4	ug/m3	FALSE	NA	1	88.4	75.6		124	70		CSP				62
m,p-Xylene	179601-23-1	FALSE	FALSE	70	8.8	ug/m3	FALSE	NA	1	88.4	78.6		134	61		CSP				63
o-Xylene	95-47-6	FALSE	FALSE	65	4.4	ug/m3	FALSE	NA	1	88.4	73.2		125	67		CSP				65
1,1,2,2-Tetrachloroethane	79-34-5	FALSE	FALSE	95	7.0	ug/m3	FALSE	NA	1	140	67.6		127	65		CSP				68
Vinyl chloride	75-01-4	FALSE	FALSE	48	2.6	ug/m3	FALSE	NA	1	52.0	92.3		127	64		CSP				9
1,2-Dichloroethane-d4	17060-07-0	TRUE	FALSE	197	4.3	ug/m3	FALSE	NA	1	214	92.0		134	76		CSP				95
Toluene-d8	2037-26-5	TRUE	FALSE	214	4.2	ug/m3	FALSE	NA	1	207	103		125	78		CSP				97
4-Bromofluorobenzene	460-00-4	TRUE	FALSE	361	7.3	ug/m3	FALSE	NA	1	364	98.9		127	77		CSP				98
Chloroethane	75-00-3	FALSE	FALSE	49	8.0	ug/m3	FALSE	NA	1	53.6	90.7	2.28	127	63	25	CSP				13
Trichlorofluoromethane (F11)	75-69-4	FALSE	FALSE	96	5.6	ug/m3	FALSE	NA	1	113	85.1	0.764	126	62	25	CSP				15
1,1-Dichloroethene	75-35-4	FALSE	FALSE	74	4.0	ug/m3	FALSE	NA	1	80.8	91.4	1.54	133	61	25	CSP				18
1,1,2-Trichlorotrifluoroethane (F113)	76-13-1	FALSE	FALSE	150	7.7	ug/m3	FALSE	NA	1	155	97.0	0.307	126	66	25	CSP				20
Methylene chloride (Dichloromethane)	75-09-2	FALSE	FALSE	60	3.5	ug/m3	FALSE	NA	1	70.8	84.7	3.11	115	62	25	CSP				21
trans-1,2-Dichloroethene	156-60-5	FALSE	FALSE	67	8.0	ug/m3	FALSE	NA	1	80.8	83.3	0.660	124	67	25	CSP				23
1,1-Dichloroethane	75-34-3	FALSE	FALSE	70	4.1	ug/m3	FALSE	NA	1	82.4	84.9	0.235	126	68	25	CSP				26
cis-1,2-Dichloroethene	156-59-2	FALSE	FALSE	68	4.0	ug/m3	FALSE	NA	1	80.0	85.3	0.354	121	70	25	CSP				29
Chloroform	67-66-3	FALSE	FALSE	88	4.9	ug/m3	FALSE	NA	1	99.2	88.2	0.793	123	68	25	CSP				32
1,1,1-Trichloroethane	71-55-6	FALSE	FALSE	100	5.5	ug/m3	FALSE	NA	1	111	89.7	1.39	125	68	25	CSP				36
1,2-Dichloroethane (EDC)	107-06-2	FALSE	FALSE	69	4.1	ug/m3	FALSE	NA	1	82.4	83.6	0.598	128	65	25	CSP				37
Benzene	71-43-2	FALSE	FALSE	57	3.2	ug/m3	FALSE	NA	1	64.8	88.7	0.395	119	69	25	CSP				39
Carbon tetrachloride	56-23-5	FALSE	FALSE	110	6.4	ug/m3	FALSE	NA	1	128	88.5	2.05	132	68	25	CSP				40
Trichloroethene	79-01-6	FALSE	FALSE	100	5.5	ug/m3	FALSE	NA	1	110	93.7	0.687	123	71	25	CSP				46
Toluene	108-88-3	FALSE	FALSE	62	3.8	ug/m3	FALSE	NA	1	76.8	80.8	0.555	119	66	25	CSP				54
1,1,2-Trichloroethane	79-00-5	FALSE	FALSE	99	5.5	ug/m3	FALSE	NA	1	111	89.4	0.608	119	73	25	CSP				55
Tetrachloroethene	127-18-4	FALSE	FALSE	130	6.9	ug/m3	FALSE	NA	1	138	93.5	1.06	124	66	25	CSP				58
Dichlorodifluoromethane (F12)	75-71-8	FALSE	FALSE	88	5.0	ug/m3	FALSE	NA	1	101	87.0	1.33	128	59	25	CSP				6
1,1,1,2-Tetrachloroethane	630-20-6	FALSE	FALSE	130	7.0	ug/m3	FALSE	NA	1	140	90.8	0.219	129	67	25	CSP				60
Ethylbenzene	100-41-4	FALSE	FALSE	60	4.4	ug/m3	FALSE	NA	1	88.4	67.8	10.9	124	70	25	CSP			QL-1L	62

QCDATA

ANALYTE	CASNUMBER	SURROGATE	TIC	RESULT	RL	UNITS	RPToMDL	BASIS	DILUTION	SPIKELEVEL	RECOVERY	RPD	UPPERCL	LOWERCL	RPDCL	ANALYST	PSOLIDS	LNOTE	ANOTE	ANALYTEORDER
m,p-Xylene	179601-23-1	FALSE	FALSE	83	8.8	ug/m3	FALSE	NA	1	88.4	93.8	17.6	134	61	25	CSP				63
o-Xylene	95-47-6	FALSE	FALSE	66	4.4	ug/m3	FALSE	NA	1	88.4	74.5	1.82	125	67	25	CSP				65
1,1,2,2-Tetrachloroethane	79-34-5	FALSE	FALSE	97	7.0	ug/m3	FALSE	NA	1	140	69.5	2.83	127	65	25	CSP				68
Vinyl chloride	75-01-4	FALSE	FALSE	48	2.6	ug/m3	FALSE	NA	1	52.0	92.7	0.431	127	64	25	CSP				9
1,2-Dichloroethane-d4	17060-07-0	TRUE	FALSE	198	4.3	ug/m3	FALSE	NA	1	214	92.2		134	76		CSP				95
Toluene-d8	2037-26-5	TRUE	FALSE	213	4.2	ug/m3	FALSE	NA	1	207	103		125	78		CSP				97
4-Bromofluorobenzene	460-00-4	TRUE	FALSE	365	7.3	ug/m3	FALSE	NA	1	364	100		127	77		CSP				98

QUALIFIER	DESCRIPTION
QL-1L	The LCS and/or LCSD recoveries fell below the established control specifications for this analyte. Any result for this compound is qualified and should be considered biased low.

ATTACHMENT C

VISL Calculator Printouts

Table C-1 - Site-specific VISL Results Commercial Equation Inputs

*** Inputted values different from Commercial defaults are highlighted.**
Output generated 01OCT2018:12:32:13

Variable	Commercial Air Default Value	Value
AF_{gw} (Attenuation Factor Groundwater) unitless	0.001	0.001
AF_{ss} (Attenuation Factor Sub-Slab) unitless	0.03	0.03
AT_w (averaging time - composite worker)	365	365
ED_w (exposure duration - composite worker) yr	25	25
EF_w (exposure frequency - composite worker) day/yr	250	250
ET_w (exposure time - composite worker) hr	8	8
THQ (target hazard quotient) unitless	0.1	1
LT (lifetime) yr	70	70
TR (target risk) unitless	0.000001	1E-06

Table C-2 - Commercial Vapor Intrusion Screening Levels (VISL)

User's Guide Variable References

Output generated 01OCT2018:12:32:13

Chemical	CAS Number	Does the chemical meet the definition for volatility? (HLC>1E-5 or VP>1)	Does the chemical have inhalation toxicity data? (IUR and/or RfC)	Is Chemical Sufficiently Volatile and Toxic to Pose Inhalation Risk Via Vapor Intrusion from Soil Source? (C_{vp} > $C_{i,a}$,Target?)	Is Chemical Sufficiently Volatile and Toxic to Pose Inhalation Risk Via Vapor Intrusion from Groundwater Source? (C_{hc} > $C_{i,a}$,Target?)	Target Indoor Air Concentration (TCR=1E-06 or THQ=1) MIN($C_{ia,c}$,$C_{ia,nc}$) (µg/m^3)	Toxicity Basis
Benzene	71-43-2	Yes	Yes	Yes	Yes	1.57	CA
Benzene, Ethylmethyl	25550-14-5	Yes	No	No Inhal. Tox. Info	No Inhal. Tox. Info		
Carbon Disulfide	75-15-0	Yes	Yes	Yes	Yes	3070	NC
Ethylbenzene	100-41-4	Yes	Yes	Yes	Yes	4.91	CA
Methyl Isobutyl Ketone (4-methyl-2-pentanone)	108-10-1	Yes	Yes	Yes	Yes	13100	NC
Styrene	100-42-5	Yes	Yes	Yes	Yes	4380	NC
Tetrachloroethylene	127-18-4	Yes	Yes	Yes	Yes	47.2	CA
Toluene	108-88-3	Yes	Yes	Yes	Yes	21900	NC
Trichloroethane, 1,1,1-	71-55-6	Yes	Yes	Yes	Yes	21900	NC
Trichloroethylene	79-01-6	Yes	Yes	Yes	Yes	2.99	CA
Trimethylbenzene, 1,2,4-	95-63-6	Yes	Yes	Yes	Yes	263	NC
Trimethylbenzene, 1,3,5-	108-67-8	Yes	Yes	Yes	Yes	263	NC
Xylene, P-	106-42-3	Yes	Yes	Yes	Yes	438	NC
Xylene, o-	95-47-6	Yes	Yes	Yes	Yes	438	NC

Table C-2 - Commercial Va Table C-2 - Commercial Vapor Intrusion Screening Levels (VISL)

<a href=/guide.html#Table1>User's Guide User's Guide Variable References

Output generated 01OCT2018:12:32:13 Output generated 01OCT2018:12:32:13

Chemical	Target Sub-Slab and Near-source Soil Gas Concentration (TCR=1E-06 or THQ=1) C_{sg},Target (µg/m^3)	Target Groundwater Concentration (TCR=1E-06 or THQ=1) C_{gw},Target (µg/L)	Is Target Groundwater Concentration < MCL? (C_{gw} < MCL?)	Pure Phase Vapor Concentration C_{vp} (19 °C) (µg/m^3)	Maximum Groundwater Vapor Concentration C_{hc} (µg/m^3)	**Temperature for Maximum Groundwater Vapor Concentration (°C)**	**Lower Explosive Limit LEL (% by volume)**
Benzene	52.4	8.97	No (5)	398000000	314000000	19	1.2
Benzene, Ethylmethyl				55900000	15300000	19	
Carbon Disulfide	102000	6420	--	1470000000	1030000000	19	1.3
Ethylbenzene	164	21.1	Yes (700)	54800000	39200000	19	0.8
Methyl Isobutyl Ketone (4-methyl-2-pentanone)	438000	3190000	--	107000000	78200000	19	1.2
Styrene	146000	54700	No (100)	35800000	24800000	19	0.9
Tetrachloroethylene	1570	88.7	No (5)	165000000	110000000	19	
Toluene	730000	108000	No (1000)	141000000	106000000	19	1.1
Trichloroethane, 1,1,1-	730000	40000	No (200)	890000000	707000000	19	8
Trichloroethylene	99.7	9.7	No (5)	488000000	395000000	19	8
Trimethylbenzene, 1,2,4-	8760	1530	--	13600000	9800000	19	0.9
Trimethylbenzene, 1,3,5-	8760	1070	--	16000000	11800000	19	1
Xylene, P-	14600	2160	--	50500000	32800000	19	1.1
Xylene, o-	14600	2900	--	37700000	26900000	19	0.9

Table C-2 - Commercial Va Table C-2 - Commercial Vapor Intrusion Scree

<a href=/guide.html#Table1>User's Guide User's Guide Variable References

Output generated 01OCT2018:12:32:13 Output generated 01OCT2018:12:32:13

Chemical	LEL Ref	Inhalation Unit Risk $(ug/m^3)^{-1}$	IUR Ref	RfC (mg/m^3)	RfC Ref	Mutagenic Indicator	Carcinogenic VISL TCR=1E-06 $C_{ia,c}$ $(\mu g/m^3)$	Noncarcinogenic VISL THQ=1 $C_{ia,nc}$ $(\mu g/m^3)$
Benzene	CRC89	0.0000078	I	0.03	I	No	1.57	131
Benzene, Ethylmethyl						No		
Carbon Disulfide	CRC89			0.7	I	No		3070
Ethylbenzene	CRC89	0.0000025	C	1	I	No	4.91	4380
Methyl Isobutyl Ketone (4-methyl-2-pentanone)	CRC89			3	I	No		13100
Styrene	CRC89			1	I	No		4380
Tetrachloroethylene		0.00000026	I	0.04	I	No	47.2	175
Toluene	CRC89			5	I	No		21900
Trichloroethane, 1,1,1-	CRC89			5	I	No		21900
Trichloroethylene	CRC89	0.0000041	I	0.002	I	Mut	2.99	8.76
Trimethylbenzene, 1,2,4-	CRC89			0.06	I	No		263
Trimethylbenzene, 1,3,5-	CRC89			0.06	I	No		263
Xylene, P-	CRC89			0.1	S	No		438
Xylene, o-	CRC89			0.1	S	No		438

Table C-3 - Commercial Vapor Intrusion Risk

Output generated 01OCT2018:12:32:13

Chemical	CAS Number	Site Sub-Slab and Exterior Soil Gas Concentration C_{sg} ($\mu g/m^3$)	Site Indoor Air Concentration $C_{i,a}$ ($\mu g/m^3$)	VI Carcinogenic Risk CR	VI Hazard HQ	Inhalation Unit Risk $(ug/m^3)^{-1}$	IUR Ref	Chronic RfC (mg/m^3)	RfC Ref	Temperature (℃) for Groundwater Vapor Concentration	Mutagen?
Benzene	71-43-2	34	1.02	6.5E-07	0.00776	0.0000078	I	0.03	IRIS	19	No
Benzene, Ethylmethyl	25550-14-5	6.5								19	No
Carbon Disulfide	75-15-0	38	1.14		0.000372			0.7	IRIS	19	No
Ethylbenzene	100-41-4	40	1.2	2.5E-07	0.000274	0.0000025	C	1	IRIS	19	No
Methyl Isobutyl Ketone (4-methyl-2-pentanone)	108-10-1	12	0.36		0.0000274			3	IRIS	19	No
Styrene	100-42-5	6	0.18		0.0000411			1	IRIS	19	No
Tetrachloroethylene	127-18-4	310	9.3	2.0E-07	0.0531	0.00000026	I	0.04	IRIS	19	No
Toluene	108-88-3	140	4.2		0.000192			5	IRIS	19	No
Trichloroethane, 1,1,1-	71-55-6	5.6	0.168		0.00000767			5	IRIS	19	No
Trichloroethylene	79-01-6	53	1.59	5.3E-07	0.182	0.0000041	I	0.002	IRIS	19	Mut
Trimethylbenzene, 1,2,4-	95-63-6	21	0.63		0.0024			0.06	IRIS	19	No
Trimethylbenzene, 1,3,5-	108-67-8	8	0.24		0.000913			0.06	IRIS	19	No
Xylene, P-	106-42-3	68	2.04		0.00466			0.1	SURROGATE	19	No
Xylene, o-	95-47-6	26	0.78		0.00178			0.1	SURROGATE	19	No
*Sum				*2E-06*	*0.3*						

Table C-4 - Chemical Properties

Output generated 01OCT2018:12:32:13

Chemical	CAS Number	Does the chemical meet the definition for volatility? (HLC>1E-5 or VP>1)	Does the chemical have inhalation toxicity data? (IUR and/or RfC)	MW	MW Ref	Vapor Pressure VP (mm Hg)	VP Ref	S (mg/L)	S Ref	MCL (ug/L)
Benzene	71-43-2	Yes	Yes	78.12	PHYSPROP	94.8	PHYSPROP	1790	PHYSPROP	5
Benzene, Ethylmethyl	25550-14-5	Yes	No	360.59	PHYSPROP	2.88	PHYSPROP	74.5	PHYSPROP	
Carbon Disulfide	75-15-0	Yes	Yes	76.14	PHYSPROP	359	PHYSPROP	2160	PHYSPROP	
Ethylbenzene	100-41-4	Yes	Yes	106.17	PHYSPROP	9.6	PHYSPROP	169	PHYSPROP	700
Methyl Isobutyl Ketone (4-methyl-2-pentanone)	108-10-1	Yes	Yes	100.16	PHYSPROP	19.9	PHYSPROP	19000	PHYSPROP	
Styrene	100-42-5	Yes	Yes	104.15	PHYSPROP	6.4	PHYSPROP	310	PHYSPROP	100
Tetrachloroethylene	127-18-4	Yes	Yes	165.83	PHYSPROP	18.5	PHYSPROP	206	PHYSPROP	5
Toluene	108-88-3	Yes	Yes	92.14	PHYSPROP	28.4	PHYSPROP	526	PHYSPROP	1000
Trichloroethane, 1,1,1-	71-55-6	Yes	Yes	133.41	PHYSPROP	124	PHYSPROP	1290	PHYSPROP	200
Trichloroethylene	79-01-6	Yes	Yes	131.39	PHYSPROP	69	PHYSPROP	1280	PHYSPROP	5
Trimethylbenzene, 1,2,4-	95-63-6	Yes	Yes	120.2	PHYSPROP	2.1	PHYSPROP	57	PHYSPROP	
Trimethylbenzene, 1,3,5-	108-67-8	Yes	Yes	120.2	PHYSPROP	2.48	PHYSPROP	48.2	PHYSPROP	
Xylene, P-	106-42-3	Yes	Yes	106.17	PHYSPROP	8.84	PHYSPROP	162	PHYSPROP	
Xylene, o-	95-47-6	Yes	Yes	106.17	PHYSPROP	6.61	PHYSPROP	178	PHYSPROP	

Table C-4 - Chemical Prop Table C-4 - Chemical Properties

Output generated 01OCT2018:12:32:13 Output generated 01OCT2018:12:32:13

Chemical	HLC (atm-m^3/mole)	**Henry's Law Constant (unitless)**	**Henry's Law Constant (19 ℃)**	**Henry's Law Constant Used in Calcs (unitless)**	**H` and HLC Ref**	Enthalpy of vaporization @ groundwater temperature $\Delta H_{v,gw}$ (cal/mol)	Exponent for $\Delta H_{v,gw}$	**Vapor Pressure VP (19 ℃) (mm Hg)**	D_{ia} (cm^2/s)	D_{ia} (19 ℃) (cm^2/s)
Benzene	0.00555	0.227	0.175	0.175	PHYSPROP	8029.14	0.35	308000000	0.0895	0.0868406
Benzene, Ethylmethyl	0.00501	0.205		0.205	EPI		0.3		0.017	0.0165028
Carbon Disulfide	0.0144	0.589	0.478	0.478	PHYSPROP	6613.45	0.31	1190000000	0.106	0.1032354
Ethylbenzene	0.00788	0.322	0.232	0.232	PHYSPROP	10051.24	0.37	39500000	0.0685	0.0664056
Methyl Isobutyl Ketone (4-methyl-2-pentanone)	0.000138	0.00564	0.00411	0.00411	EPI	9697.5	0.39	78000000	0.0698	0.0676805
Styrene	0.00275	0.112	0.0801	0.0801	PHYSPROP	10356.88	0.37	25500000	0.0711	0.0689747
Tetrachloroethylene	0.0177	0.724	0.532	0.532	PHYSPROP	9464.11	0.35	121000000	0.0505	0.0489482
Toluene	0.00664	0.271	0.202	0.202	PHYSPROP	9054.99	0.36	105000000	0.0778	0.0754633
Trichloroethane, 1,1,1-	0.0172	0.703	0.548	0.548	PHYSPROP	7785.92	0.36	693000000	0.0648	0.0628675
Trichloroethylene	0.00985	0.403	0.308	0.308	PHYSPROP	8281.45	0.35	373000000	0.0687	0.0665963
Trimethylbenzene, 1,2,4-	0.00616	0.252	0.172	0.172	PHYSPROP	11584.62	0.39	9270000	0.0607	0.0588501
Trimethylbenzene, 1,3,5-	0.00877	0.359	0.245	0.245	PHYSPROP	11558.95	0.39	11000000	0.0602	0.0584137
Xylene, P-	0.0069	0.282	0.203	0.203	PHYSPROP	10139.73	0.38	36200000	0.0682	0.0661954
Xylene, o-	0.00518	0.212	0.151	0.151	PHYSPROP	10303.72	0.37	26900000	0.0689	0.0668468

Table C-4 - Chemical Prop Table C-4 - Chemical Properties

Output generated 01OCT2018:12:32:13 Output generated 01OCT2018:12:32:13

Chemical	D_{ia} Used in Calcs (cm^2/s)	D_{ia} Ref	D_{iw} (cm^2/s)	D_{iw} (19 °C) (cm^2/s)	D_{iw} Used in Calcs (cm^2/s)	D_{iw} Ref	Normal Boiling Point T_{boil} (K)	BP Ref
Benzene	0.0868406	WATER9 (U.S. EPA, 2001)	0.0000103	0.0000101	0.0000101	WATER9 (U.S. EPA, 2001)	353.15	PHYSPROP
Benzene, Ethylmethyl	0.0165028	WATER9 (U.S. EPA, 2001)	0.00000407	3.9905E-06	3.9905E-06	WATER9 (U.S. EPA, 2001)	435.15	EPI
Carbon Disulfide	0.1032354	WATER9 (U.S. EPA, 2001)	0.000013	0.0000127	0.0000127	WATER9 (U.S. EPA, 2001)	319.15	PHYSPROP
Ethylbenzene	0.0664056	WATER9 (U.S. EPA, 2001)	0.00000846	8.2854E-06	8.2854E-06	WATER9 (U.S. EPA, 2001)	409.25	PHYSPROP
Methyl Isobutyl Ketone (4-methyl-2-pentanone)	0.0676805	WATER9 (U.S. EPA, 2001)	0.00000835	8.1794E-06	8.1794E-06	WATER9 (U.S. EPA, 2001)	389.65	PHYSPROP
Styrene	0.0689747	WATER9 (U.S. EPA, 2001)	0.00000878	8.6068E-06	8.6068E-06	WATER9 (U.S. EPA, 2001)	418.15	PHYSPROP
Tetrachloroethylene	0.0489482	WATER9 (U.S. EPA, 2001)	0.00000946	9.2645E-06	9.2645E-06	WATER9 (U.S. EPA, 2001)	394.45	PHYSPROP
Toluene	0.0754633	WATER9 (U.S. EPA, 2001)	0.0000092	9.0188E-06	9.0188E-06	WATER9 (U.S. EPA, 2001)	383.75	PHYSPROP
Trichloroethane, 1,1,1-	0.0628675	WATER9 (U.S. EPA, 2001)	0.0000096	9.4055E-06	9.4055E-06	WATER9 (U.S. EPA, 2001)	347.15	PHYSPROP
Trichloroethylene	0.0665963	WATER9 (U.S. EPA, 2001)	0.0000102	0.00001	0.00001	WATER9 (U.S. EPA, 2001)	360.35	PHYSPROP
Trimethylbenzene, 1,2,4-	0.0588501	WATER9 (U.S. EPA, 2001)	0.00000792	7.7612E-06	7.7612E-06	WATER9 (U.S. EPA, 2001)	442.45	PHYSPROP
Trimethylbenzene, 1,3,5-	0.0584137	WATER9 (U.S. EPA, 2001)	0.00000784	7.6849E-06	7.6849E-06	WATER9 (U.S. EPA, 2001)	437.85	PHYSPROP
Xylene, P-	0.0661954	WATER9 (U.S. EPA, 2001)	0.00000842	8.2502E-06	8.2502E-06	WATER9 (U.S. EPA, 2001)	411.38	PHYSPROP
Xylene, o-	0.0668468	WATER9 (U.S. EPA, 2001)	0.00000853	8.3595E-06	8.3595E-06	WATER9 (U.S. EPA, 2001)	417.65	PHYSPROP

Table C-4 - Chemical Prop

Output generated 01OCT2018:12:32:13

Table C-4 - Chemical Properties

Output generated 01OCT2018:12:32:13

Chemical	Critical Temperature T_{crit} (K)	T_{crit} Ref	Enthalpy of vaporization at the normal boiling point $\Delta H_{v,b}$ (cal/mol)	$\Delta H_{v,b}$ Ref	K_{oc} (cm^3/g)	K_{oc} Ref	**Lower Explosive Limit LEL (% by volume)**	**LEL Ref**
Benzene	562	CRC89	7342.26	CRC89	145.8	EPI	1.2	CRC89
Benzene, Ethylmethyl					715.8	EPI		
Carbon Disulfide	552	CRC89	6391.01	CRC89	21.73	EPI	1.3	CRC89
Ethylbenzene	617	CRC89	8501.43	CRC89	446.1	EPI	0.8	CRC89
Methyl Isobutyl Ketone (4-methyl-2-pentanone)	575	CRC89	8243.11	CRC	12.6	EPI	1.2	CRC89
Styrene	635	CRC89	8737	Weast	446.1	EPI	0.9	CRC89
Tetrachloroethylene	620	YAWS	8288	Weast	94.94	EPI		
Toluene	592	CRC89	7930	Weast	233.9	EPI	1.1	CRC89
Trichloroethane, 1,1,1-	545	YAWS	7136	Weast	43.89	EPI	8	CRC89
Trichloroethylene	571	YAWS	7505	Weast	60.7	EPI	8	CRC89
Trimethylbenzene, 1,2,4-	649	CRC89	9368.8	TOXNET	614.3	EPI	0.9	CRC89
Trimethylbenzene, 1,3,5-	637	CRC89	9321	TOXNET	602.1	EPI	1	CRC89
Xylene, P-	616	CRC89	8525	Weast	375.3	EPI	1.1	CRC89
Xylene, o-	630	CRC89	8661	Weast	382.9	EPI	0.9	CRC89

Appendix B Groundwater Sample Collection Field Sheets

Location C+D Tech. Date 3/28/17

Project / Client Semi-Annual GW Monitoring

1325 - Break for lunch

1400 - Back on-site.

Calibrate equipment.
*Only 2 working interface probes. SM + PW will work as a team.

RH + CW set up to purge and sample CD-01. RH See separate ~~gauging~~ sample log sheets for field data.

* All notes not recorded on sampling logs will be kept in Sara Meissner's field book. No further notes for this event.

3/28/17

Location C+D Tech Date 10/11/18

Project / Client Semi-annual GW sampling

Objective: gauge monitoring wells site-wide
Weather: cloudy, windy, 74/78°F
Personnel: J. McCann, R. Hilliard, A. Guerrier
1008 J. McCann and A. Guerrier onsite, waiting for R. Hilliard
1030 R. Hilliard onsite, HTS meeting
1101 Start gauging

well ID	time	DTW	notes
MW-29SBR	1104	5.7	dedicated tub
MW-4	1117	well	not found
MW-12	1122	9.39	
MW-20	1129	4.89	ded. tubing broken vault lid
CD-03	1138	6.93	
MW-19	1141	8.06	ded. tubing
OBS-2	1145	7.38	no vault lid
OBS-1	1146	7.48	broken vault li
INJ-01	1147	5.59	
MW-18	1148	5.23	
MW-5D	1151	9.47	ded. tubing
MW-5	1153	8.03	dedicated tubi needs new cap
MW-14	1156	21.29	
MW-17	1202	3.97	ded. tubing

Location C+D Tech Date 10/11/18

Project / Client Semiannual GW sampling

continued gauging

well ID	time	DTW	notes
MW-24SBR	1208	3.29	
MW-30SBR	1218	4.05	ded. tubing
MW-32SBR	1229	8.57	
MW-33SBR	1238	15.61	
CD-01	1246	2.01	ded. tubing
CD-02	1252	well	not found

1306 Team to lunch

1348 Returned from lunch, continued gauging

well ID	time	DTW	notes
MW-9SBR	1404	13.90	no lock on stick up
MW-9	1407	13.44	
MW-38	1411	12.94	ded. tubing
MW-37	1413	14.01	ded. tubing
MW-1	1421	well	not found.
MW-7SBR	1429	22.98	
MW-7	1431	19.83	
~~MW-8~~ MW-8	1439	~~12.20~~	~~dry at 6.08~~
~~MW-8SBR~~ JM	~~1445~~	~~11.68~~	
~~OBS-3~~	~~1446~~	~~well not found~~	
~~INJ-02~~	~~1447~~	~~well not found~~	

~~Unidentified well - TD = 6.08~~

Location C+D Tech Date 10/11/18

Project / Client semiannual GW sampling

well ID	time	DTW	notes
OBS-3	1439	19.83	
INJ-02	1445	11.68	
MW-8	1448	dry at	6.08
MW-8SBR	1452	14.36	ded. tubing
MW-15	1459	15.90	no completion no plug
MW-2	1536	12.15	ded. tubing
OBS5	1538	10.08	ded. tubing
OBS4	1540	9.49	ded. tubing
OBS8	1543	10.23	ded. tubing
OBS7	1545	9.71	ded. tubing
OBS6	1547	12.92	
DMW-3S	1602	17.28	
DMW-3D	1604	17.41	
MW-36	1607	16.64	ded. tubing, no loc
DMW-1D	1611	18.88	
DMW-10	1613	19.42	
DMW-2S	1617	15.51	
DMW-2D	1619	15.64	
DMW-4D	1622	23.18	
MW-21DBR	1637	17.80	
MW-28SBR	1655	11.80	
MW-28DBR	1657	9.11	

1720 Team offsite, will continue gauging tomorrow

[illegible] 10/11/18

Location C+D Tech Date 10/12/18

Project / Client semiannual GW sampling

Objective: finish gauging, begin sampling of select MWs

Weather: sunny, 52/73°F

Personnel: J. McCann, A. Gurrier, T. Herold, R. Hilliard

0740 J. McCann, A. Gurrier, and T. Herold onsite, HTS meeting

0755 Resumed gauging

well ID	time	DTW	notes
DMW-5D	0814	12.71	no lock
MW-22SBR	0820	15.31	not locked
MW-34SBR	0836	28.98	
MW-35SBR	0844	13.50	no lock
MW-26SBR	0847	15.48	not locked
MW-25SBR	0857	22.51	not locked
MW-23SBR	0913	22.01	not locked
MW-11	0920	wells not found, brush	
MW-11D	0920	too thick	
MW-3	1028	13.12	ded. tubing

0933 Started calibrating YSIs, see purge logs

1140 MW-24SBR for VOCs

1322 OBS-8 for VOCs

1407 MW-17 for VOCs, high drawdown

Location C+D Tech Date 10/12/18

Project / Client semiannual GW sampling

1537 MW-2 DBR for VOCs

1620 MW-36 for VOCs

1640 MW-8SBR for VOCs

1710 Team dumps purge water in drum and leaves site

Jeanne McCann 10/12/18

Location C+D Tech Date 10/15/18

Project / Client Semiannual GW sampling

Objective: continue sampling, select wells for VOCs & lead

Weather: cloudy, 62/82°F

Personnel: J. McCann, A. Gurrier

0733 Team onsite, HSS meeting

0752 Calibrated instruments, see purge logs

0815 Set up at MW-28DBR

0907 Could not get tubing all the way down well, returned to vehicle to get tubing weight

0932 Started purging MW-28DBR

1022 MW-28DBR for VOCs

1058 Set up at MW-3

1209 MW-3 and DUP-1 for VOCs

1225 Team to lunch

1310 Returned from lunch, set up on MW-20 and CD-01,

1413 MW-20 for VOCs and lead, moved to MW-5

1435 CD-01 is dry, will sample tomorrow, moved to MW-5D

1535 MW-5, MW-5-MS, and MW-5-MSD

Location C+D Tech Date 10/15/18

Project / Client Semiannual GW sampling

for VOCs & lead, moved to locate MW-1

1613 Located MW-1 DTW=13.36ft

1616 MW-5D and DUP-2 for VOCs and lead

1718 MW-1 for VOCs

1730 Team offsite

Jaclyn McCann 10/15/18

Location C+D Tech Date 10/16/18

Project / Client semiannual GW sampling

Objective: complete groundwater sampling for VOCs + lead

Weather: cloudy, 65/79°F

Personnel: J. McCann, A. Gurrier

0728 Team onsite, H+S meeting

0735 Calibrated insturments, see purge logs

0812 Set up at MW-10 and DMW-2D

0905 DMW-2D for VOCs

0920 MW-10 for VOCs, moved to MW-37 and MW-38

1012 MW-38 for VOCs

1020 MW-37 for VOCs, moved to MW-30SBR and CD-01

1045 CD-01 for VOCs and lead, started cleaning up site for demob

1105 Test America onsite to pick up samples

1120 MW-30SBR for VOCs

1130 Test America offsite

1132 Finished cleanup, team offsite

Justine McCann 10/16/18

Location Date

Project / Client

LOW IMPACT GROUNDWATER SAMPLING LOG

SITE NAME:	C&D Technologies Conyers, GA	SITE LOCATION:	1835 Industrial Blvd Conyers, GA
WELL NO:	CD-1	SAMPLE ID:	CD-1
DATE:	10/15/18		

PURGING DATA

WELL DIAMETER (inches):	WELL SCREEN INTERVAL DEPTH:	STATIC DEPTH TO WATER (feet):	PURGE PUMP TYPE OR BAILER:
2"	5 feet to 10 feet	6.17	PERISTALTIC

WELL VOLUME PURGE: 1 WELL VOLUME = (TOTAL WELL DEPTH – STATIC DEPTH TO WATER) X WELL CAPACITY

1 WELL VOLUME = (10 feet – 6.17 feet) X 0.65 liters/foot = 2.14 liters

EQUIPMENT VOLUME PURGE: 1 EQUIPMENT VOLUME = (TOTAL LENGTH OF TUBING X TUBING CAPACITY) + FLOW THROUGH CELL VOLUME

1 EQUIPMENT VOLUME = (10 feet X 0.0097 liters/foot) + 0.50 liters = 0.597 liters

INITIAL PUMP OR TUBING DEPTH IN WELL (feet):	FINAL PUMP OR TUBING DEPTH IN WELL (feet):	PURGING INITIATED AT:	PURGING ENDED AT:	TOTAL VOLUME PURGED (liters):
		1345	1430	8.1

WATER QUALITY INSTRUMENT(S):	YSI - 556 LaMotte Turbidimeter	SERIAL NO(S):	

CALIBRATION DETAILS: Calibration Standards Used AutoCAL (4.00 SU, 4.49 ms/cm, 0.0 NTU) ✓ Previously Calibrated

	°C	SU	mV	mS/cm	NTU	mg/L
Precalibration Readings:						
Calibrated Readings:						

FIELD DATA TABLE

PUMP SETTING / PSI	TIME	VOLUME PURGED (liters)	TOTAL VOLUME PURGED (liters)	PURGE RATE (L/min)	DEPTH TO WATER (feet)	TEMP (°C)	pH (standard units)	OXYGEN REDUCTION POTENTIAL (mV)	COND (mS/cm)	TURBIDITY (NTUs)	DISSOLVED OXYGEN (mg/L)
	0345	0.4	0.4	0.4	6.17	25.4	5.79	-19.3	0.077	127	0.25
	1350	1.5	1.9	0.3	8.38	25.4	5.76	-50.9	0.068	192	0.19
	1355	1	2.9	0.2	8.65	25.3	5.72	-63.9	0.068	158	0.20
	1400	1	3.9	0.2	8.80	25.2	5.89	-69.2	0.066	179	0.22
	1405	0.7	4.6	0.14	8.86	25.2	5.71	-72.1	0.067	276	0.23
	1410	0.7	5.3	0.14	8.98	25.3	5.66	-74.3	0.066	232	0.23
	1415	0.7	6	0.14	9.37	25.2	5.62	-67.1	0.066	160	0.28
	1420	0.7	6.7	0.14	9.46	25.3	5.63	-35.4	0.070	137	1.56
	1425	0.7	7.4	0.14	9.44	25.3	5.58	-24.2	0.068	127	1.98
	1430	0.7	8.1	0.14	10.50	25.3	5.54	-4.6	0.067	321	1.74

WELL CAPACITY (L Per Ft): 0.75" = 0.10; 1" = 0.20; 1.25" = 0.30; 2" = 0.65; 3" = 1.45; 4" = 2.50; 5" = 3.90; 6" = 5.60; 8" = 9.75; 10" = 15.40; 12" = 21.80

TUBING CAPACITY (L Per Ft): 1/16" = 0.0006 ; 0.17" = 0.0045 ; ¼" = 0.0097 ; ⅜" = 0.0217 ; ½" = 0.0386 ; ⅝" = 0.0603 ; ¾" = 0.0869 ; ⅞" = 0.1182 ; 1" = 0.1544

NOTES:

- well pumped dry @ 10.50 → Sampled @ 1435
- well never stabalized before being pumped dry, left for sampling next day

STABILIZATION CRITERIA (THREE CONSECUTIVE READINGS)

Drawdown:	±0.02'	Turbidity:	<10 NTU	ORP:	N/A
Temp.:	N/A	Dissolved Oxygen:	0.2 mg/L or 10% of saturation (whichever is greater)	Specific Conductance:	± 5%
pH:	± 0.1 units				

SAMPLING DATA

SAMPLED BY (PRINT) / AFFILIATION:	SAMPLER(S) SIGNATURES:	SAMPLING INITIATED AT:	SAMPLING ENDED AT:
PUMP OR TUBING DEPTH IN WELL (feet):	SAMPLE PUMP FLOW RATE (L per minute):	TUBING MATERIAL CODE:	
FIELD DECONTAMINATION: Y N	FIELD-FILTERED: Y N FILTER SIZE: ____ µm Filtration Equipment Type: _____	DUPLICATE: Y N	

SAMPLE ID	SAMPLE CONTAINER SPECIFICATION			SAMPLE PRESERVATION	INTENDED ANALYSIS AND/OR METHOD	SAMPLING EQUIPMENT CODE
	# CONTAINERS	VOLUME	MATERIAL CODE	PRESERVATIVE USED		

REMARKS:

MATERIAL CODES: **AG** = Amber Glass; **CG** = Clear Glass; **PE** = Polyethylene; **PP** = Polypropylene; **S** = Silicon; **T** = Teflon; **O** = Other (Specify)

SAMPLING / PURGING EQUIPMENT CODES: **APP** = After Peristaltic Pump; **B** = Bailer; **ESP** = Electric Submersible Pump; **PP** = Peristaltic Pump; **RFPP** = Reverse Flow Peristaltic Pump; **SM** = Straw Method (Tubing Gravity Drain); **VT** = Vacuum Trap; **O** = Other (Specify)

SOLUBILITY OF OXYGEN IN WATER
at normal atmospheric conditions[1]

Temperature °C	O2 Solubility mg/L	Temperature °C	O2 Solubility mg/L	Temperature °C	O2 Solubility mg/L
0	14.6	17	9.7	34	7.1
1	14.2	18	9.5	35	7.0
2	13.8	19	9.3	36	6.8
3	13.5	20	9.1	37	6.7
4	13.1	21	8.9	38	6.6
5	12.8	22	8.7	39	6.5
6	12.4	23	8.6	40	6.4
7	12.1	24	8.4	41	6.3
8	11.8	25	8.3	42	6.2
9	11.6	26	8.1	43	6.1
10	11.3	27	8.0	44	6.0
11	11.0	28	7.8	45	5.9
12	10.8	29	7.7	46	5.8
13	10.5	30	7.6	47	5.7
14	10.3	31	7.4	48	5.6
15	10.1	32	7.3	49	5.5
16	9.9	33	7.2	50	5.4

[1] Rounded to the nearest 0.1 mg/L.

LOW IMPACT GROUNDWATER SAMPLING LOG

SITE NAME:	C&D Technologies Conyers, GA	SITE LOCATION:	1835 Industrial Blvd Conyers, GA
WELL NO:	DMW-2D	SAMPLE ID:	DMW-2D
DATE:	10/16/18		

PURGING DATA

WELL DIAMETER (inches):	WELL SCREEN INTERVAL DEPTH:	STATIC DEPTH TO WATER (feet):	PURGE PUMP TYPE OR BAILER:
2	34 feet to 39 feet	15.60	PERISTALTIC

WELL VOLUME PURGE: 1 WELL VOLUME = (TOTAL WELL DEPTH – STATIC DEPTH TO WATER) X WELL CAPACITY

1 WELL VOLUME = (39 feet – 15.60 feet) X 0.65 liters/foot = 15.21 liters

EQUIPMENT VOLUME PURGE: 1 EQUIPMENT VOLUME = (TOTAL LENGTH OF TUBING X TUBING CAPACITY) + FLOW THROUGH CELL VOLUME

1 EQUIPMENT VOLUME = (40 feet X 0.0097 liters/foot) + 0.8 liters = 1.19 liters

INITIAL PUMP OR TUBING DEPTH IN WELL (feet):	FINAL PUMP OR TUBING DEPTH IN WELL (feet):	PURGING INITIATED AT:	PURGING ENDED AT:	TOTAL VOLUME PURGED (liters):
38	38	0820	0905	8

WATER QUALITY INSTRUMENT(S):	~~YSI - 556~~ Horiba U-53 ~~LaMotte Turbidimeter~~	SERIAL NO(S):	3V5VPLMU

CALIBRATION DETAILS:	Calibration Standards Used: AutoCAL (4.00 SU, 4.49 ms/cm, 0.0 NTU)	☐ Previously Calibrated

Precalibration Readings:	21.31	°C	3.87	SU	342	mV	4.48	mS/cm	9.06	NTU	7.34	mg/L
Calibrated Readings:	21.46	°C	4.00	SU	333	mV	4.48	mS/cm	0.00	NTU	9.25	mg/L

FIELD DATA TABLE

PUMP SETTING / PSI	TIME	VOLUME PURGED (liters)	TOTAL VOLUME PURGED (liters)	PURGE RATE (L/min)	DEPTH TO WATER (feet)	TEMP. (°C)	pH (standard units)	OXYGEN REDUCTION POTENTIAL (mV)	COND. (mS/cm)	TURBIDITY (NTUs)	DISSOLVED OXYGEN (mg/L)
	0830	0.0	0.0	0.28	15.83	20.40	3.31	358	1.75	307	4.75
	0835	1.5	1.5	0.18	15.78	19.74	3.36	418	1.75	143	0.44
	0840	0.7	2.2	0.18	15.79	19.39	3.42	442	1.75	74.0	0.22
	0845	0.8	3.5	0.18	15.79	19.20	3.44	450	1.76	30.6	0.12
	0850	0.6	4.1	0.18	15.82	19.02	3.44	454	1.76	18.5	0.06
	0855	1.0	5.1	0.18	15.84	19.00	3.45	456	1.75	8.24	0.00
	0900	1.0	6.1	0.18	15.84	18.96	3.46	459	1.75	3.39	0.00
	0905	1.0	7.1	0.18	15.84	18.99	3.47	460	1.75	0.00	0.00

WELL CAPACITY (L Per Ft): 0.75" = 0.10; 1" = 0.20; 1.25" = 0.30; 2" = 0.65; 3" = 1.45; 4" = 2.50; 5" = 3.90; 6" = 5.60; 8" = 9.75; 10" = 15.40; 12" = 21.80

TUBING CAPACITY (L Per Ft): 1/16" = 0.0006 ; 0.17" = 0.0045 ; ¼ " = 0.0097 ; ⅜" = 0.0217 ; ½ " = 0.0386 ; ⅝" = 0.0603 ; ¾ " = 0.0869 ; ⅞" = 0.1182 ; 1" = 0.1544

NOTES:

STABILIZATION CRITERIA (THREE CONSECUTIVE READINGS)

Drawdown:	±0.02'	**Turbidity:**	<10 NTU	**ORP:**	N/A
Temp.:	N/A	**Dissolved Oxygen:**	0.2 mg/L or 10% of saturation (whichever is greater)	**Specific Conductance:**	± 5%
pH:	± 0.1 units				

SAMPLING DATA

SAMPLED BY (PRINT) / AFFILIATION:	SAMPLER(S) SIGNATURES:	SAMPLING INITIATED AT:	SAMPLING ENDED AT:
J. McCann / AECOM	Justine McCann	0905	0908

PUMP OR TUBING DEPTH IN WELL (feet):	SAMPLE PUMP FLOW RATE (L per minute):	TUBING MATERIAL CODE:
38	0.18	1

FIELD DECONTAMINATION:	FIELD-FILTERED: Y (N) Filtration Equipment Type:	FILTER SIZE: ____ µm	DUPLICATE: Y (N)

SAMPLE ID	SAMPLE CONTAINER SPECIFICATION			SAMPLE PRESERVATION	INTENDED ANALYSIS AND/OR METHOD	SAMPLING EQUIPMENT CODE
	# CONTAINERS	VOLUME	MATERIAL CODE	PRESERVATIVE USED		
DMW-2D	3	40mL	CG	HCl/4°C	8260	PP

REMARKS:

MATERIAL CODES: **AG** = Amber Glass; **CG** = Clear Glass; **PE** = Polyethylene; **PP** = Polypropylene; **S** = Silicon; **T** = Teflon; **O** = Other (Specify)

SAMPLING / PURGING EQUIPMENT CODES: **APP** = After Peristaltic Pump; **B** = Bailer; **ESP** = Electric Submersible Pump; **PP** = Peristaltic Pump; **RFPP** = Reverse Flow Peristaltic Pump; **SM** = Straw Method (Tubing Gravity Drain); **VT** = Vacuum Trap; **O** = Other (Specify)

SOLUBILITY OF OXYGEN IN WATER
at normal atmospheric conditions[1]

Temperature °C	O2 Solubility mg/L	Temperature °C	O2 Solubility mg/L	Temperature °C	O2 Solubility mg/L
0	14.6	17	9.7	34	7.1
1	14.2	18	9.5	35	7.0
2	13.8	19	9.3	36	6.8
3	13.5	20	9.1	37	6.7
4	13.1	21	8.9	38	6.6
5	12.8	22	8.7	39	6.5
6	12.4	23	8.6	40	6.4
7	12.1	24	8.4	41	6.3
8	11.8	25	8.3	42	6.2
9	11.6	26	8.1	43	6.1
10	11.3	27	8.0	44	6.0
11	11.0	28	7.8	45	5.9
12	10.8	29	7.7	46	5.8
13	10.5	30	7.6	47	5.7
14	10.3	31	7.4	48	5.6
15	10.1	32	7.3	49	5.5
16	9.9	33	7.2	50	5.4

[1] Rounded to the nearest 0.1 mg/L.

LOW IMPACT GROUNDWATER SAMPLING LOG

SITE NAME:	C&D Technologies Conyers, GA	SITE LOCATION:	1835 Industrial Blvd Conyers, GA
WELL NO:	MW-1	SAMPLE ID:	MW-1
DATE:	10/15/18		

PURGING DATA

WELL DIAMETER (inches):	WELL SCREEN INTERVAL DEPTH:	STATIC DEPTH TO WATER (feet):	PURGE PUMP TYPE OR BAILER:
2	10.2 feet to 20.2 feet	13.36	PERISTALTIC

WELL VOLUME PURGE: 1 WELL VOLUME = (TOTAL WELL DEPTH – STATIC DEPTH TO WATER) X WELL CAPACITY

1 WELL VOLUME = (20.2 feet – 13.36 feet) X 0.65 liters/foot = 4.45 liters

EQUIPMENT VOLUME PURGE: 1 EQUIPMENT VOLUME = (TOTAL LENGTH OF TUBING X TUBING CAPACITY) + FLOW THROUGH CELL VOLUME

1 EQUIPMENT VOLUME = (20 feet X 0.097 liters/foot) + 0.87 liters = 0.994 liters

INITIAL PUMP OR TUBING DEPTH IN WELL (feet):	FINAL PUMP OR TUBING DEPTH IN WELL (feet):	PURGING INITIATED AT:	PURGING ENDED AT:	TOTAL VOLUME PURGED (liters):
20	20	1620	1718	8

WATER QUALITY INSTRUMENT(S):	~~YSI 556~~ Horiba U-53 ~~LaMotte Turbidimeter~~	SERIAL NO(S):	5V5VPLMU

CALIBRATION DETAILS: Calibration Standards Used: AutoCAL (4.00 SU, 4.49 ms/cm, 0.0 NTU) X Previously Calibrated

	°C	SU	mV	mS/cm	NTU	mg/L
Precalibration Readings:						
Calibrated Readings:						

FIELD DATA TABLE

PUMP SETTING / PSI	TIME	VOLUME PURGED (liters)	TOTAL VOLUME PURGED (liters)	PURGE RATE (L/min)	DEPTH TO WATER (feet)	TEMP (°C)	pH (standard units)	OXYGEN REDUCTION POTENTIAL (mV)	COND. (mS/cm)	TURBIDITY (NTUs)	DISSOLVED OXYGEN (mg/L)
	1628	0.0	0.0	0.1	14.28	24.62	4.64	139	0.513	0.00	1.11
	1633	2.0	2.0	0.2	15.01	22.89	4.66	109	0.454	5.66	0.00
	1638	1.0	3.0	0.2	14.83	23.11	4.70	90	0.443	214	0.00
	1643	0.5	3.5	0.1	14.84	23.20	4.69	86	0.440	296	0.00
	1648	0.5	4.0	0.1	14.88	23.00	4.52	95	0.446	273	0.00
	1653	0.5	4.5	0.1	14.87	23.15	4.35	110	0.451	95.5	0.00
	1658	0.5	5.0	0.1	14.87	23.07	4.23	129	0.456	60.5	0.00
	1703	0.5	5.5	0.1	14.86	23.07	4.17	142	0.458	41.7	0.00
	1708	0.5	6.0	0.1	14.87	22.96	4.17	141	0.457	19.1	0.00
	1713	0.5	6.5	0.1	14.90	22.97	4.10	154	0.460	19.0	0.00
	1718	0.5	7.0	0.1	14.99	22.84	4.08	161	0.463	9.06	0.00

WELL CAPACITY (L Per Ft): 0.75" = 0.10; 1" = 0.20; 1.25" = 0.30; 2" = 0.65; 3" = 1.45; 4" = 2.50; 5" = 3.90; 6" = 5.60; 8" = 9.75; 10" = 15.40; 12" = 21.80

TUBING CAPACITY (L Per Ft): 1/16" = 0.0006 ; 0.17" = 0.0045 ; ¼ " = 0.0097 ; ⅜" = 0.0217 ; ½ " = 0.0386 ; ⅝" = 0.0603 ; ¾ " = 0.0869 ; ⅞" = 0.1182 ; 1" = 0.1544

NOTES:

STABILIZATION CRITERIA (THREE CONSECUTIVE READINGS)

Drawdown: ±0.02'
Temp.: N/A
pH: ± 0.1 units
Turbidity: <10 NTU
Dissolved Oxygen: 0.2 mg/L or 10% of saturation (whichever is greater)
ORP: N/A
Specific Conductance: ± 5%

SAMPLING DATA

SAMPLED BY (PRINT) / AFFILIATION:	SAMPLER(S) SIGNATURES:	SAMPLING INITIATED AT:	SAMPLING ENDED AT:
J. McCann / AECOM	Justine McCann	1718	1721

PUMP OR TUBING DEPTH IN WELL (feet):	SAMPLE PUMP FLOW RATE (L per minute):	TUBING MATERIAL CODE:
20		T

FIELD DECONTAMINATION: Y (N)	FIELD-FILTERED: Y (N) Filtration Equipment Type:	FILTER SIZE: ____ µm	DUPLICATE: Y (N)

SAMPLE ID	SAMPLE CONTAINER SPECIFICATION			SAMPLE PRESERVATION	INTENDED ANALYSIS AND/OR METHOD	SAMPLING EQUIPMENT CODE
	# CONTAINERS	VOLUME	MATERIAL CODE	PRESERVATIVE USED		
MW-1	3	40 mL	CG	HCl/4°C	8260	PP

REMARKS:

MATERIAL CODES: **AG** = Amber Glass; **CG** = Clear Glass; **PE** = Polyethylene; **PP** = Polypropylene; **S** = Silicon; **T** = Teflon; **O** = Other (Specify)

SAMPLING / PURGING EQUIPMENT CODES: **APP** = After Peristaltic Pump; **B** = Bailer; **ESP** = Electric Submersible Pump; **PP** = Peristaltic Pump; **RFPP** = Reverse Flow Peristaltic Pump; **SM** = Straw Method (Tubing Gravity Drain); **VT** = Vacuum Trap; **O** = Other (Specify)

SOLUBILITY OF OXYGEN IN WATER
at normal atmospheric conditions[1]

Temperature °C	O2 Solubility mg/L	Temperature °C	O2 Solubility mg/L	Temperature °C	O2 Solubility mg/L
0	14.6	17	9.7	34	7.1
1	14.2	18	9.5	35	7.0
2	13.8	19	9.3	36	6.8
3	13.5	20	9.1	37	6.7
4	13.1	21	8.9	38	6.6
5	12.8	22	8.7	39	6.5
6	12.4	23	8.6	40	6.4
7	12.1	24	8.4	41	6.3
8	11.8	25	8.3	42	6.2
9	11.6	26	8.1	43	6.1
10	11.3	27	8.0	44	6.0
11	11.0	28	7.8	45	5.9
12	10.8	29	7.7	46	5.8
13	10.5	30	7.6	47	5.7
14	10.3	31	7.4	48	5.6
15	10.1	32	7.3	49	5.5
16	9.9	33	7.2	50	5.4

[1] Rounded to the nearest 0.1 mg/L.

LOW IMPACT GROUNDWATER SAMPLING LOG

SITE NAME:	C&D Technologies Conyers, GA	SITE LOCATION:	1835 Industrial Blvd Conyers, GA
WELL NO:	MW 3	SAMPLE ID:	MW 3
DATE:	10/15/18		

PURGING DATA

WELL DIAMETER (inches):	WELL SCREEN INTERVAL DEPTH:	STATIC DEPTH TO WATER (feet):	PURGE PUMP TYPE OR BAILER:
2"	8.5 feet to 18.5 feet	13.12	PERISTALTIC

WELL VOLUME PURGE: 1 WELL VOLUME = (TOTAL WELL DEPTH – STATIC DEPTH TO WATER) X WELL CAPACITY

1 WELL VOLUME = (18.5 feet – 13.12 feet) X 0.65 liters/foot ~ liters

EQUIPMENT VOLUME PURGE: 1 EQUIPMENT VOLUME = (TOTAL LENGTH OF TUBING X TUBING CAPACITY) + FLOW THROUGH CELL VOLUME

1 EQUIPMENT VOLUME = [redacted] feet X 0.0097 liters/foot) + 0.5 liters – liters

INITIAL PUMP OR TUBING DEPTH IN WELL (feet):	FINAL PUMP OR TUBING DEPTH IN WELL (feet):	PURGING INITIATED AT: 1059	PURGING ENDED AT: 1209	TOTAL VOLUME PURGED (liters):
WATER QUALITY INSTRUMENT(S):	YSI - 556 LaMotte Turbidimeter	SERIAL NO(S):		

CALIBRATION DETAILS:	Calibration Standards Used: AutoCAL. (4.00 SU, 4.49 ms/cm, 0.0 NTU)			X Previously Calibrated		
Precalibration Readings:	°C	SU	mV	mS/cm	NTU	mg/L
Calibrated Readings:	°C	SU	mV	mS/cm	NTU	mg/L

FIELD DATA TABLE

PUMP SETTING / PSI	TIME	VOLUME PURGED (liters)	TOTAL VOLUME PURGED (liters)	PURGE RATE (L/min)	DEPTH TO WATER (feet)	TEMP (°C)	pH (standard units)	OXYGEN REDUCTION POTENTIAL (mV)	COND. (mS/cm)	TURBIDITY (NTUs)	DISSOLVED OXYGEN (mg/L)
	1059	0.31	0.31	0.31	13.11	19.9	3.88	220.4	0.70	2.63	3.07
	1104	1.15	1.46	0.23	13.56	19.1	3.88	203.8	0.70	2.57	2.94
	1109	1.15	2.61	0.23	13.56	19.1	3.88	187.3	0.69	2.24	2.86
	1114	1.15	3.76	0.23	13.56	19.1	3.87	175.6	0.69	3.11	2.73
	1119	1.15	4.91	0.23	13.59	19.1	3.87	173.3	0.68	4.67	2.65
	1124	1.15	6.06	0.23	13.60	19.6	3.87	134.9	0.68	3.97	2.54
	1129	1.15	7.21	0.23	13.65	19.0	3.86	121.8	0.68	3.59	2.73
	1134	1.15	8.36	0.23	13.67	19.6	3.86	111.6	0.68	5.29	2.46
	1139	1.15	9.51	0.23	13.68	18.9	3.85	104.2	0.68	0.94	2.52
	1144	1.15	10.66	0.23	13.71	19.0	3.85	102.7	0.69	2.96	2.50
	1149	0.9	11.56	0.18	13.58	19.2	3.83	91.4	0.67	4.61	2.34
	1154	0.9	12.46	0.18	13.59	19.2	3.85	84.9	0.67	0.76	2.34
	1159	0.9	13.36	0.18	19.58	19.2	3.85	79.2	0.67	1.65	2.34
	1204	0.9	14.26	0.18	13.58	19.3	3.85	65.1	0.66	1.21	2.30
	1209	0.9	15.16	0.18	13.58	19.2	3.85	55.9	0.66	1.02	2.30

WELL CAPACITY (L Per Ft): 0.75" = 0.10; 1" = 0.20; 1.25" = 0.30; 2" = 0.65; 3" = 1.45; 4" = 2.50; 5" = 3.90; 6" = 5.60; 8" = 9.75; 10" = 15.40; 12" = 21.80
TUBING CAPACITY (L Per Ft): 1/16" = 0.0006 ; 0.17" = 0.0045 ; ¼ " = 0.0097 ; ⅜" = 0.0217 ; ½ " = 0.0386 ; ⅝" = 0.0603 ; ¾ " = 0.0869 ; ⅞" = 0.1182 ; 1" = 0.1544

NOTES:

* Sample MW-3 taken @ 1209

STABILIZATION CRITERIA (THREE CONSECUTIVE READINGS)

Drawdown:	±0.02'	Turbidity:	<10 NTU	ORP:	N/A
Temp.:	N/A	Dissolved Oxygen:	0.2 mg/L or	Specific Conductance:	± 5%
pH:	± 0.1 units		10% of saturation (whichever is greater)		

SAMPLING DATA

SAMPLED BY (PRINT) / AFFILIATION:	SAMPLER(S) SIGNATURES:	SAMPLING INITIATED AT:	SAMPLING ENDED AT:
Anjelica Guerrier		1209	1213
PUMP OR TUBING DEPTH IN WELL (feet):	SAMPLE PUMP FLOW RATE (L per minute): 0.18	TUBING MATERIAL CODE: T	
FIELD DECONTAMINATION: (Y) N	FIELD-FILTERED: Y N Filtration Equipment Type: FILTER SIZE: ____ µm	DUPLICATE: (Y) N	

SAMPLE ID	SAMPLE CONTAINER SPECIFICATION			SAMPLE PRESERVATION	INTENDED ANALYSIS AND/OR METHOD	SAMPLING EQUIPMENT CODE
	# CONTAINERS	VOLUME	MATERIAL CODE	PRESERVATIVE USED		
MW3	3	40mL	GG	HCL	8260	PP
DUP-1	3	40mL	CG	HCL	8260	PP

REMARKS:

MATERIAL CODES: **AG** = Amber Glass; **CG** = Clear Glass; **PE** = Polyethylene; **PP** = Polypropylene; **S** = Silicon; **T** = Teflon; **O** = Other (Specify)

SAMPLING / PURGING EQUIPMENT CODES: **APP** = After Peristaltic Pump; **B** = Bailer; **ESP** = Electric Submersible Pump; **PP** = Peristaltic Pump; **RFPP** = Reverse Flow Peristaltic Pump; **SM** = Straw Method (Tubing Gravity Drain); **VT** = Vacuum Trap; **O** = Other (Specify)

SOLUBILITY OF OXYGEN IN WATER
at normal atmospheric conditions[1]

Temperature °C	O2 Solubility mg/L	Temperature °C	O2 Solubility mg/L	Temperature °C	O2 Solubility mg/L
0	14.6	17	9.7	34	7.1
1	14.2	18	9.5	35	7.0
2	13.8	19	9.3	36	6.8
3	13.5	20	9.1	37	6.7
4	13.1	21	8.9	38	6.6
5	12.8	22	8.7	39	6.5
6	12.4	23	8.6	40	6.4
7	12.1	24	8.4	41	6.3
8	11.8	25	8.3	42	6.2
9	11.6	26	8.1	43	6.1
10	11.3	27	8.0	44	6.0
11	11.0	28	7.8	45	5.9
12	10.8	29	7.7	46	5.8
13	10.5	30	7.6	47	5.7
14	10.3	31	7.4	48	5.6
15	10.1	32	7.3	49	5.5
16	9.9	33	7.2	50	5.4

[1] Rounded to the nearest 0.1 mg/L.

LOW IMPACT GROUNDWATER SAMPLING LOG

SITE NAME:	C&D Technologies Conyers, GA	SITE LOCATION:	1835 Industrial Blvd Conyers, GA
WELL NO:	MW-5	SAMPLE ID:	MW-5
DATE:	10/15/18		

PURGING DATA

WELL DIAMETER (inches):	WELL SCREEN INTERVAL DEPTH:	STATIC DEPTH TO WATER (feet):	PURGE PUMP TYPE OR BAILER:
2	5 feet to 18 feet	7.58	PERISTALTIC

WELL VOLUME PURGE: 1 WELL VOLUME = (TOTAL WELL DEPTH – STATIC DEPTH TO WATER) X WELL CAPACITY

1 WELL VOLUME = (18 feet – 7.58 feet) X 0.65 liters/foot = 6.77 liters

EQUIPMENT VOLUME PURGE: 1 EQUIPMENT VOLUME = (TOTAL LENGTH OF TUBING X TUBING CAPACITY) + FLOW THROUGH CELL VOLUME

1 EQUIPMENT VOLUME = (15 feet X 0.097 liters/foot) + 0.8 liters = 0.95 liters

INITIAL PUMP OR TUBING DEPTH IN WELL (feet):	FINAL PUMP OR TUBING DEPTH IN WELL (feet):	PURGING INITIATED AT:	PURGING ENDED AT:	TOTAL VOLUME PURGED (liters):
13	13	1437	1535	13

WATER QUALITY INSTRUMENT(S):	~~YSI - 556~~ Horiba U-53 / ~~LaMotte Turbidimeter~~	SERIAL NO(S):	SY5VPLMV

CALIBRATION DETAILS: Calibration Standards Used: AutoCAL. (4.00 SU, 4.49 ms/cm, 0.0 NTU) X Previously Calibrated

	°C	SU	mV	mS/cm	NTU	mg/L
Precalibration Readings:						
Calibrated Readings:						

FIELD DATA TABLE

PUMP SETTING / PSI	TIME	VOLUME PURGED (liters)	TOTAL VOLUME PURGED (liters)	PURGE RATE (L/min)	DEPTH TO WATER (feet)	TEMP. (°C)	pH (standard units)	OXYGEN REDUCTION POTENTIAL (mV)	COND. (mS/cm)	TURBIDITY (NTUs)	DISSOLVED OXYGEN (mg/L)
	1439	0.0	0.0	0.24	7.90	25.98	3.80	309	2.86	360.0	0.80
	1444	1.0	1.0	0.18	7.92	25.95	3.79	274	2.88	35.9	0.20
	1449	1.0	2.0	0.18	7.97	26.04	3.79	265	2.90	37.6	0.00
	1454	1.0	3.0	0.18	8.00	26.09	3.79	261	2.90	34.8	0.00
	1459	1.0	4.0	0.18	8.05	26.11	3.79	259	2.91	32.4	0.00
	1504	1.0	5.0	0.18	8.08	25.96	3.79	258	2.90	34.6	0.00
	1509	1.0	6.0	0.18	8.10	26.04	3.79	257	2.89	30.9	0.00
	1514	1.0	7.0	0.18	8.12	26.08	3.79	257	2.87	26.7	0.00
	1519	1.0	8.0	0.18	8.13	26.04	3.80	257	2.85	28.0	0.00
	1524	1.0	9.0	0.18	8.13	25.97	3.80	258	2.81	30.1	0.00
	1529	1.0	10.0	0.18	8.14	25.92	3.80	258	2.78	30.9	0.00
	1534	1.0	11.0	0.18	8.14	25.92	3.80	259	2.76	28.5	0.00

WELL CAPACITY (L Per Ft): 0.75" = 0.10; 1" = 0.20; 1.25" = 0.30; 2" = 0.65; 3" = 1.45; 4" = 2.50; 5" = 3.90; 6" = 5.60; 8" = 9.75; 10" = 15.40; 12" = 21.80

TUBING CAPACITY (L Per Ft): 1/16" = 0.0006 ; 0.17" = 0.0045 ; ¼ " = 0.0097 ; ⅜" = 0.0217 ; ½ " = 0.0386 ; ⅝" = 0.0603 ; ¾ " = 0.0869 ; ⅞" = 0.1182 ; 1" = 0.1544

NOTES:

collected MS/MSD

STABILIZATION CRITERIA (THREE CONSECUTIVE READINGS)

Drawdown:	±0.02'	**Turbidity:**	<10 NTU	**ORP:**	N/A
Temp.:	N/A	**Dissolved Oxygen:**	0.2 mg/L or	**Specific Conductance:**	± 5%
pH:	± 0.1 units		10% of saturation (whichever is greater)		

SAMPLING DATA

SAMPLED BY (PRINT) / AFFILIATION:	SAMPLER(S) SIGNATURES:	SAMPLING INITIATED AT:	SAMPLING ENDED AT:
J. McCann / AECOM	Justine McCann	1535	1545

PUMP OR TUBING DEPTH IN WELL (feet):	SAMPLE PUMP FLOW RATE (L per minute):	TUBING MATERIAL CODE:
13	0.18	T

FIELD DECONTAMINATION: Y (N)	FIELD-FILTERED: Y (N) Filtration Equipment Type:	FILTER SIZE: ____ µm	DUPLICATE: Y (N)

SAMPLE ID	SAMPLE CONTAINER SPECIFICATION			SAMPLE PRESERVATION	INTENDED ANALYSIS AND/OR METHOD	SAMPLING EQUIPMENT CODE
	# CONTAINERS	VOLUME	MATERIAL CODE	PRESERVATIVE USED		
MW-5	9	40 mL	CG	HCl / 4°C	8260D	PP
MW-5	3	250mL	PE	HNO_3 / 4°C	6010	PP

REMARKS:

collected extra volumes for MS/MSD

MATERIAL CODES: **AG** = Amber Glass; **CG** = Clear Glass; **PE** = Polyethylene; **PP** = Polypropylene; **S** = Silicon; **T** = Teflon; **O** = Other (Specify)

SAMPLING / PURGING EQUIPMENT CODES: **APP** = After Peristaltic Pump; **B** = Bailer; **ESP** = Electric Submersible Pump; **PP** = Peristaltic Pump; **RFPP** = Reverse Flow Peristaltic Pump; **SM** = Straw Method (Tubing Gravity Drain); **VT** = Vacuum Trap; **O** = Other (Specify)

SOLUBILITY OF OXYGEN IN WATER
at normal atmospheric conditions[1]

Temperature °C	O2 Solubility mg/L	Temperature °C	O2 Solubility mg/L	Temperature °C	O2 Solubility mg/L
0	14.6	17	9.7	34	7.1
1	14.2	18	9.5	35	7.0
2	13.8	19	9.3	36	6.8
3	13.5	20	9.1	37	6.7
4	13.1	21	8.9	38	6.6
5	12.8	22	8.7	39	6.5
6	12.4	23	8.6	40	6.4
7	12.1	24	8.4	41	6.3
8	11.8	25	8.3	42	6.2
9	11.6	26	8.1	43	6.1
10	11.3	27	8.0	44	6.0
11	11.0	28	7.8	45	5.9
12	10.8	29	7.7	46	5.8
13	10.5	30	7.6	47	5.7
14	10.3	31	7.4	48	5.6
15	10.1	32	7.3	49	5.5
16	9.9	33	7.2	50	5.4

[1] Rounded to the nearest 0.1 mg/L.

LOW IMPACT GROUNDWATER SAMPLING LOG

SITE NAME:	C&D Technologies Conyers, GA	SITE LOCATION:	1835 Industrial Blvd Conyers, GA
WELL NO:	MW-5D	SAMPLE ID:	MW-5D
DATE:	10/15/18		

PURGING DATA

WELL DIAMETER (inches):	WELL SCREEN INTERVAL DEPTH:	STATIC DEPTH TO WATER (feet):	PURGE PUMP TYPE OR BAILER:
2"	26 feet to 36 feet	8.74	PERISTALTIC

WELL VOLUME PURGE: 1 WELL VOLUME = (TOTAL WELL DEPTH – STATIC DEPTH TO WATER) X WELL CAPACITY

1 WELL VOLUME = (36 feet – 8.74 feet) X 0.65 liters/foot = 17.719 liters

EQUIPMENT VOLUME PURGE: 1 EQUIPMENT VOLUME = (TOTAL LENGTH OF TUBING X TUBING CAPACITY) + FLOW THROUGH CELL VOLUME

1 EQUIPMENT VOLUME = (29 feet X 0.0097 liters/foot) + 0.5 liters = 0.7813 liters

INITIAL PUMP OR TUBING DEPTH IN WELL (feet):	FINAL PUMP OR TUBING DEPTH IN WELL (feet):	PURGING INITIATED AT:	PURGING ENDED AT:	TOTAL VOLUME PURGED (liters):
29'	29'	1526		

WATER QUALITY INSTRUMENT(S):	YSI - 556 LaMotte Turbidimeter	SERIAL NO(S):	

CALIBRATION DETAILS: Calibration Standards Used: AutoCAL (4.00 SU, 4.49 ms/cm, 0.0 NTU) X Previously Calibrated

	°C	SU	mV	mS/cm	NTU	mg/L
Precalibration Readings:						
Calibrated Readings:						

FIELD DATA TABLE

PUMP SETTING / PSI	TIME	VOLUME PURGED (liters)	TOTAL VOLUME PURGED (liters)	PURGE RATE (L/min)	DEPTH TO WATER (feet)	TEMP. (°C)	pH (standard units)	OXYGEN REDUCTION POTENTIAL (mV)	COND. (mS/cm)	TURBIDITY (NTUs)	DISSOLVED OXYGEN (mg/L)
	1526	0.23	0.23	0.23	8.74	24.4	3.25	178.4	7.16	2.97	0.51
	1531	1.05	1.28	0.21	8.86	24.5	3.25	148.7	7.12	2.78	0.43
	1536	1.05	2.33	0.21	8.90	24.5	3.26	143.0	7.11	2.26	0.43
	1541	1.05	3.38	0.21	8.92	24.4	3.26	125.5	7.08	1.76	0.41
	1546	1.05	4.43	0.21	8.94	24.4	3.26	128.4	7.07	1.58	0.47
	1551	1.05	5.48	0.21	8.99	24.4	3.26	139.3	7.10	1.71	0.44
	1556	1.05	6.53	0.21	8.99	24.4	3.26	150.3	7.07	2.28	0.41
	1601	1.05	7.58	0.27	9.00	24.5	3.26	118.0	7.06	1.43	0.33
	1606	1.05	8.63	0.21	9.00	24.4	3.24	124.3	7.07	0.86	0.23
	1611	1.05	9.68	0.21	9.01	24.4	3.22	131.4	7.00	1.14	0.25
	1616	1.05	10.73	0.21	9.02	24.3	3.21	142.2	3.93	1.23	0.22

WELL CAPACITY (L Per Ft): 0.75" = 0.10; 1" = 0.20; 1.25" = 0.30; 2" = 0.65; 3" = 1.45; 4" = 2.50, 5" = 3.90; 6" = 5.60; 8" = 9.75; 10" = 15.40; 12" = 21.80
TUBING CAPACITY (L Per Ft): 1/16" = 0.0006 ; 0.17" = 0.0045 ; ¼ " = 0.0097 ; ⅜" = 0.0217 ; ½ " = 0.0386 ; ⅝" = 0.0603 ; ¾ " = 0.0869 ; ⅞" = 0.1182 ; 1" = 0.1544

NOTES:

* MW-5D Sample collected
* Dup-2 collected
* Lead Sample taken

STABILIZATION CRITERIA (THREE CONSECUTIVE READINGS)

Drawdown:	±0.02'	**Turbidity:**	<10 NTU	**ORP:**	N/A
Temp.:	N/A	**Dissolved Oxygen:**	0.2 mg/L or 10% of saturation (whichever is greater)	**Specific Conductance:**	± 5%
pH:	± 0.1 units				

SAMPLING DATA

SAMPLED BY (PRINT) / AFFILIATION:	SAMPLER(S) SIGNATURES:	SAMPLING INITIATED AT:	SAMPLING ENDED AT:
Anjelica Guerrier		1022	1027
PUMP OR TUBING DEPTH IN WELL (feet): 29'	SAMPLE PUMP FLOW RATE (L per minute): 0.21	TUBING MATERIAL CODE: T	
FIELD DECONTAMINATION: (Y) N	FIELD-FILTERED: Y N FILTER SIZE: ____ µm Filtration Equipment Type:	DUPLICATE: (Y) N	

SAMPLE ID	SAMPLE CONTAINER SPECIFICATION			SAMPLE PRESERVATION	INTENDED ANALYSIS AND/OR METHOD	SAMPLING EQUIPMENT CODE
	# CONTAINERS	VOLUME	MATERIAL CODE	PRESERVATIVE USED		
MW-5D	3	40mL	CG	HCL	8260	PP
MW-5D	1	250mL	PE	Nitric Acid	~~8260~~ 6010	~~PP~~ PP
Dup-2	3	40mL	PE	HCL	8260	PP

REMARKS:

MATERIAL CODES: AG = Amber Glass; CG = Clear Glass; PE = Polyethylene; PP = Polypropylene; S = Silicon; T = Teflon; O = Other (Specify)

SAMPLING / PURGING EQUIPMENT CODES: APP = After Peristaltic Pump; B = Bailer; ESP = Electric Submersible Pump; PP = Peristaltic Pump; RFPP = Reverse Flow Peristaltic Pump; SM = Straw Method (Tubing Gravity Drain); VT = Vacuum Trap; O = Other (Specify)

SOLUBILITY OF OXYGEN IN WATER
at normal atmospheric conditions[1]

Temperature °C	O2 Solubility mg/L	Temperature °C	O2 Solubility mg/L	Temperature °C	O2 Solubility mg/L
0	14.6	17	9.7	34	7.1
1	14.2	18	9.5	35	7.0
2	13.8	19	9.3	36	6.8
3	13.5	20	9.1	37	6.7
4	13.1	21	8.9	38	6.6
5	12.8	22	8.7	39	6.5
6	12.4	23	8.6	40	6.4
7	12.1	24	8.4	41	6.3
8	11.8	25	8.3	42	6.2
9	11.6	26	8.1	43	6.1
10	11.3	27	8.0	44	6.0
11	11.0	28	7.8	45	5.9
12	10.8	29	7.7	46	5.8
13	10.5	30	7.6	47	5.7
14	10.3	31	7.4	48	5.6
15	10.1	32	7.3	49	5.5
16	9.9	33	7.2	50	5.4

[1] Rounded to the nearest 0.1 mg/L.

LOW IMPACT GROUNDWATER SAMPLING LOG

SITE NAME:	C&D Technologies Conyers, GA	SITE LOCATION:	1835 Industrial Blvd Conyers, GA
WELL NO:	MW8-SBR	SAMPLE ID:	DATE: 10/12/18

PURGING DATA

WELL DIAMETER (inches):	WELL SCREEN INTERVAL DEPTH:	STATIC DEPTH TO WATER (feet):	PURGE PUMP TYPE OR BAILER:
2"	30 feet to 40 feet	14.32	PERISTALTIC

WELL VOLUME PURGE: 1 WELL VOLUME = (TOTAL WELL DEPTH – STATIC DEPTH TO WATER) X WELL CAPACITY

1 WELL VOLUME = (40.53 feet – 14.32 feet) X 0.65 liters/foot = 17.0 liters

EQUIPMENT VOLUME PURGE: 1 EQUIPMENT VOLUME = (TOTAL LENGTH OF TUBING X TUBING CAPACITY) + FLOW THROUGH CELL VOLUME

1 EQUIPMENT VOLUME = (45 feet X 0.0045 liters/foot) + 0.2 liters = 0.4025 liters

INITIAL PUMP OR TUBING DEPTH IN WELL (feet):	FINAL PUMP OR TUBING DEPTH IN WELL (feet):	PURGING INITIATED AT: ~~1537~~ 1544	PURGING ENDED AT:	TOTAL VOLUME PURGED (liters):
35	35		1640	7.0L

WATER QUALITY INSTRUMENT(S):	YSI - 556 LaMotte Turbidimeter	SERIAL NO(S):	

CALIBRATION DETAILS: Calibration Standards Used: AutoCAL (4.00 SU, 4.49 ms/cm, 0.0 NTU) ☐ Previously Calibrated

	°C	SU	mV	mS/cm	NTU	mg/L
Precalibration Readings:						
Calibrated Readings:						

FIELD DATA TABLE

PUMP SETTING / PSI	TIME	VOLUME PURGED (liters)	TOTAL VOLUME PURGED (liters)	PURGE RATE (L/min)	DEPTH TO WATER (feet)	TEMP. (°C)	pH (standard units)	OXYGEN REDUCTION POTENTIAL (mV)	COND. (mS/cm)	TURBIDITY (NTUs)	DISSOLVED OXYGEN (mg/L)
	1544	0.4	0.4	0.12	14.46	18.7	4.14	148.2	2.82	—	2.49
	1554	0.65	1.05	0.13	14.47	18.6	4.14	150.3	1.86	5.78	1.90
	1559	0.65	1.70	0.13	14.48	18.5	4.14	150.6	2.83	6.37	2.23
	1604	0.65	2.35	0.13	14.50	18.4	4.13	154.3	2.82	7.57	2.11
	1609	0.65	3.0	0.13	14.51	18.3	4.13	158.3	2.82	5.43	1.74
	1614	0.65	3.65	0.13	14.51	18.3	4.14	161.2	2.82	3.02	1.10
	1619	0.65	4.30	0.13	14.51	18.2	4.13	165.8	2.81	3.16	1.26
	1624	0.65	4.95	0.13	14.51	18.2	4.14	164.8	2.81	2.44	1.20
	1629	0.65	5.60	0.13	14.51	18.2	4.16	165.6	2.80	2.96	1.15
	1634	0.65	6.25	0.13	14.52	18.1	4.18	166.7	2.78	1.99	1.13
	1639	0.65	6.90	0.13	14.52	18.1	4.19	168.4	2.77	1.42	1.11

WELL CAPACITY (L Per Ft): **0.75"** = 0.10; **1"** = 0.20; **1.25"** = 0.30; **2"** = 0.65; **3"** = 1.45; **4"** = 2.50; **5"** = 3.90; **6"** = 5.60; **8"** = 9.75; **10"** = 15.40; **12"** = 21.80
TUBING CAPACITY (L Per Ft): **1/16"** = 0.0006 ; **0.17"** = 0.0045 ; ¼ " = 0.0097 ; ⅜" = 0.0217 ; ½ " = 0.0386 ; ⅝" = 0.0603 ; ¾ " = 0.0869 ; ⅞" = 0.1182 ; **1"** = 0.1544

NOTES:

STABILIZATION CRITERIA (THREE CONSECUTIVE READINGS)

Drawdown: ±0.02'
Temp.: N/A
pH: ± 0.1 units
Turbidity: <10 NTU
Dissolved Oxygen: 0.2 mg/L or 10% of saturation (whichever is greater)
ORP: N/A
Specific Conductance: ± 5%

SAMPLING DATA

SAMPLED BY (PRINT) / AFFILIATION:	SAMPLER(S) SIGNATURES:	SAMPLING INITIATED AT:	SAMPLING ENDED AT:
A. Gutierrez/R. Hilliard-AECOM		1640	1643
PUMP OR TUBING DEPTH IN WELL (feet): 35	SAMPLE PUMP FLOW RATE (L per minute): 0.40	TUBING MATERIAL CODE: PE/PTFE	
FIELD DECONTAMINATION: (Y) N	FIELD-FILTERED: Y (N) FILTER SIZE: ____ µm Filtration Equipment Type:	DUPLICATE: Y (N)	

SAMPLE ID	SAMPLE CONTAINER SPECIFICATION			SAMPLE PRESERVATION	INTENDED ANALYSIS AND/OR METHOD	SAMPLING EQUIPMENT CODE
	# CONTAINERS	VOLUME	MATERIAL CODE	PRESERVATIVE USED		
MW18-SBR	3	40mL	CG	HCl	8260	RFPP

REMARKS:

MATERIAL CODES: **AG** = Amber Glass; **CG** = Clear Glass; **PE** = Polyethylene; **PP** = Polypropylene; **S** = Silicon; **T** = Teflon; **O** = Other (Specify)

SAMPLING / PURGING EQUIPMENT CODES: **APP** = After Peristaltic Pump; **B** = Bailer; **ESP** = Electric Submersible Pump; **PP** = Peristaltic Pump; **RFPP** = Reverse Flow Peristaltic Pump; **SM** = Straw Method (Tubing Gravity Drain); **VT** = Vacuum Trap; **O** = Other (Specify)

SOLUBILITY OF OXYGEN IN WATER
at normal atmospheric conditions[1]

Temperature °C	O2 Solubility mg/L	Temperature °C	O2 Solubility mg/L	Temperature °C	O2 Solubility mg/L
0	14.6	17	9.7	34	7.1
1	14.2	18	9.5	35	7.0
2	13.8	19	9.3	36	6.8
3	13.5	20	9.1	37	6.7
4	13.1	21	8.9	38	6.6
5	12.8	22	8.7	39	6.5
6	12.4	23	8.6	40	6.4
7	12.1	24	8.4	41	6.3
8	11.8	25	8.3	42	6.2
9	11.6	26	8.1	43	6.1
10	11.3	27	8.0	44	6.0
11	11.0	28	7.8	45	5.9
12	10.8	29	7.7	46	5.8
13	10.5	30	7.6	47	5.7
14	10.3	31	7.4	48	5.6
15	10.1	32	7.3	49	5.5
16	9.9	33	7.2	50	5.4

[1] Rounded to the nearest 0.1 mg/L.

LOW IMPACT GROUNDWATER SAMPLING LOG

SITE NAME:	C&D Technologies Conyers, GA	SITE LOCATION:	1835 Industrial Blvd Conyers, GA
WELL NO: MW10	SAMPLE ID: MW10	DATE:	10/16/18

PURGING DATA

WELL DIAMETER (inches): 2"	WELL SCREEN INTERVAL DEPTH: 10 feet to 20 feet	STATIC DEPTH TO WATER (feet): 19.13	PURGE PUMP TYPE OR BAILER: PERISTALTIC

WELL VOLUME PURGE: 1 WELL VOLUME = (TOTAL WELL DEPTH – STATIC DEPTH TO WATER) X WELL CAPACITY

1 WELL VOLUME = (feet – 19.13 feet) X 0.65 liters/foot ~ liters

EQUIPMENT VOLUME PURGE: 1 EQUIPMENT VOLUME = (TOTAL LENGTH OF TUBING X TUBING CAPACITY) + FLOW THROUGH CELL VOLUME

1 EQUIPMENT VOLUME = (feet X 0.0097 liters/foot) + 0.5 liters ~ liters

INITIAL PUMP OR TUBING DEPTH IN WELL (feet):	FINAL PUMP OR TUBING DEPTH IN WELL (feet):	PURGING INITIATED AT:	PURGING ENDED AT:	TOTAL VOLUME PURGED (liters):

WATER QUALITY INSTRUMENT(S):	YSI - 556 LaMotte Turbidimeter	SERIAL NO(S):	

CALIBRATION DETAILS: Calibration Standards Used: AutoCAL. (4.00 SU, 4.49 ms/cm, 0.0 NTU) ☐ Previously Calibrated

Precalibration Readings:	22.6	°C	3.98, 7.01, [illegible]		233.9	mV	1.29	mS/cm	8.47	NTU	8.73	mg/L
Calibrated Readings:	22.6	°C	2.91, 7.00, 10.00		240.2	mV	1.38	mS/cm	10.18	NTU	8.69	mg/L

FIELD DATA TABLE

PUMP SETTING / PSI	TIME	VOLUME PURGED (liters)	TOTAL VOLUME PURGED (liters)	PURGE RATE (L/min)	DEPTH TO WATER (feet)	TEMP. (°C)	pH (standard units)	OXYGEN REDUCTION POTENTIAL (mV)	COND. (mS/cm)	TURBIDITY (NTUs)	DISSOLVED OXYGEN (mg/L)
	0845	0.26	0.26	0.26	19.13	17.4	4.49	~~30~~ 201.9	0.054	66.1	5.63
	0850	1.3	1.56	0.26	19.69	17.5	4.45	210.5	0.066	54.2	4.39
	0855	1.3	2.86	0.26	19.71	17.5	4.41	193.2	0.076	34.3	3.25
	0900	1.3	3.16	0.26	19.72	17.5	4.37	155.5	0.081	17.4	2.96
	0905	1.3	4.46	0.26	19.72	17.7	4.40	89.2	0.075	14.5	1.42
	0910	1.3	5.76	0.26	19.74	17.7	4.36	63.0	0.083	8.93	0.90
	0915	1.3	6.06	0.26	19.75	17.6	4.35	43.4	0.086	5.56	0.71
	0920	1.3	7.36	0.26	19.75	17.7	4.34	31.9	0.088	4.97	0.64

WELL CAPACITY (L Per Ft): 0.75" = 0.10; 1" = 0.20; 1.25" = 0.30; 2" = 0.65; 3" = 1.45; 4" = 2.5; 5" = 3.90; 6" = 5.60; 8" = 9.75; 10" = 15.40; 12" = 21.80

TUBING CAPACITY (L Per Ft): 1/16" = 0.0006 ; 0.17" = 0.0045 ; ¼ " = 0.0097 ; ⅜" = 0.0217 ; ½ " = 0.0386 ; ⅝" = 0.0603 ; ¾ " = 0.0869 ; ⅞" = 0.1182 ; 1" = 0.1544

NOTES:

- Collected MW10 @ 0920

STABILIZATION CRITERIA (THREE CONSECUTIVE READINGS)

Drawdown:	±0.02'	**Turbidity:**	<10 NTU	**ORP:**	N/A
Temp.:	N/A	**Dissolved Oxygen:**	0.2 mg/L or 10% of saturation (whichever is greater)	**Specific Conductance:**	± 5%
pH:	± 0.1 units				

SAMPLING DATA

SAMPLED BY (PRINT) / AFFILIATION:	SAMPLER(S) SIGNATURES:	SAMPLING INITIATED AT:	SAMPLING ENDED AT:
Angelica Guerrier		0920	0922
PUMP OR TUBING DEPTH IN WELL (feet): 20'	SAMPLE PUMP FLOW RATE (L per minute): 0.26	TUBING MATERIAL CODE: T	
FIELD DECONTAMINATION: Y N	FIELD-FILTERED: Y N FILTER SIZE: ____ µm Filtration Equipment Type:	DUPLICATE: Y (N)	

SAMPLE ID	SAMPLE CONTAINER SPECIFICATION			SAMPLE PRESERVATION	INTENDED ANALYSIS AND/OR METHOD	SAMPLING EQUIPMENT CODE
	# CONTAINERS	VOLUME	MATERIAL CODE	PRESERVATIVE USED		
MW10	3	40mL	CG	HGL		PP

REMARKS:

MATERIAL CODES: AG = Amber Glass; CG = Clear Glass; PE = Polyethylene; PP = Polypropylene; S = Silicon; T = Teflon; O = Other (Specify)

SAMPLING / PURGING EQUIPMENT CODES: APP = After Peristaltic Pump; B = Bailer; ESP = Electric Submersible Pump; PP = Peristaltic Pump; RFPP = Reverse Flow Peristaltic Pump; SM = Straw Method (Tubing Gravity Drain); VT = Vacuum Trap; O = Other (Specify)

SOLUBILITY OF OXYGEN IN WATER
at normal atmospheric conditions[1]

Temperature °C	O2 Solubility mg/L	Temperature °C	O2 Solubility mg/L	Temperature °C	O2 Solubility mg/L
0	14.6	17	9.7	34	7.1
1	14.2	18	9.5	35	7.0
2	13.8	19	9.3	36	6.8
3	13.5	20	9.1	37	6.7
4	13.1	21	8.9	38	6.6
5	12.8	22	8.7	39	6.5
6	12.4	23	8.6	40	6.4
7	12.1	24	8.4	41	6.3
8	11.8	25	8.3	42	6.2
9	11.6	26	8.1	43	6.1
10	11.3	27	8.0	44	6.0
11	11.0	28	7.8	45	5.9
12	10.8	29	7.7	46	5.8
13	10.5	30	7.6	47	5.7
14	10.3	31	7.4	48	5.6
15	10.1	32	7.3	49	5.5
16	9.9	33	7.2	50	5.4

[1] Rounded to the nearest 0.1 mg/L.

LOW IMPACT GROUNDWATER SAMPLING LOG

SITE NAME:	C&D Technologies Conyers, GA	SITE LOCATION:	1835 Industrial Blvd Conyers, GA
WELL NO:	MW-17	SAMPLE ID:	MW-17
DATE:	10/12/17		

PURGING DATA

WELL DIAMETER (inches):	WELL SCREEN INTERVAL DEPTH:	STATIC DEPTH TO WATER (feet):	PURGE PUMP TYPE OR BAILER:
2"	10 feet to 32 feet	3.97	PERISTALTIC

WELL VOLUME PURGE: 1 WELL VOLUME = (TOTAL WELL DEPTH – STATIC DEPTH TO WATER) X WELL CAPACITY

1 WELL VOLUME = (32 feet – 3.97 feet) X 0.65 liters/foot = 18.2 liters

EQUIPMENT VOLUME PURGE: 1 EQUIPMENT VOLUME = (TOTAL LENGTH OF TUBING X TUBING CAPACITY) + FLOW THROUGH CELL VOLUME

1 EQUIPMENT VOLUME = (feet X liters/foot) + liters = liters

INITIAL PUMP OR TUBING DEPTH IN WELL (feet):	FINAL PUMP OR TUBING DEPTH IN WELL (feet):	PURGING INITIATED AT: 1126	PURGING ENDED AT:	TOTAL VOLUME PURGED (liters):
WATER QUALITY INSTRUMENT(S):	YSI - 556 LaMotte Turbidimeter	SERIAL NO(S):	431167	

CALIBRATION DETAILS: Calibration Standards Used: AutoCAL (4.00 SU, 4.49 ms/cm, 0.0 NTU) ☐ Previously Calibrated

Precalibration Readings:	°C	7.02, 3.88, 10.01	SU	261.5	mV	1.45	mS/cm	NTU	8.74	mg/L
Calibrated Readings:	°C	7.02, 4.00, 10.00	SU	240.1	mV	1.51	mS/cm	NTU	8.53	mg/L

FIELD DATA TABLE

PUMP SETTING / PSI	TIME	VOLUME PURGED (liters)	TOTAL VOLUME PURGED (liters)	PURGE RATE (L/min)	DEPTH TO WATER (feet)	TEMP. (°C)	pH (standard units)	OXYGEN REDUCTION POTENTIAL (mV)	COND (mS/cm)	TURBIDITY (NTUs)	DISSOLVED OXYGEN (mg/L)
	1127	0.23	0.23	0.23	4.80	25.2	7.32	123.8	0.230	–	7.54
	1132	0.7	0.93	0.14	5.74	25.5	7.25	103.3	0.224	–	6.91
	1137	0.7	1.63	0.14	6.51	25.3	7.25	43.1	0.223	–	6.86
	1142	0.5	2.13	0.1	7.23	25.6	7.25	4.1	0.222	–	6.33
	1147	0.5	2.63	0.1	7.77	25.4	7.25	-9.1	0.21	–	6.24
	1152	0.5	3.13	0.1	8.31	25.4	7.23	-8.0	0.217	–	6.08
	1157	0.5	3.63	0.1	8.89	25.6	7.20	-8.0	0.212	–	5.75
	1202	0.5	4.13	0.1	9.41	25.6	7.17	-12.0	0.206	–	5.63
	1207	0.5	4.63	0.1	10.14	25.5	7.14	-18.8	0.198	–	5.61
	1212	0.65	4.95	0.13	10.63	25.5	7.10	-22.7	0.191	–	5.59
	1217	0.65	5.6	0.13	11.29	25.7	7.08	-25.4	0.187	–	5.46
	1222	0.65	6.25	0.13	11.79	25.8	7.06	-27.8	0.183	–	5.41
	1227	0.65	6.90	0.13	12.48	25.6	7.03	-24.7	0.179	##1.92	5.47
	1232	0.65	7.55	0.13	13.09	25.9	7.02	-25.6	0.177	1.42	5.32
	1237	0.65	8.10	0.13	13.69	25.7	7.02	-21.2	0.176	1.72	5.34
	1242	0.65	8.75	0.13	14.20	25.7	7.01	-18.7	0.175	2.93	5.26
	1247	0.65	9.4	0.13	14.75	25.7	7.01	-20.6	0.177	3.19	5.31
	1252	0.65	10.05	0.13	15.33	25.6	7.01	-16.5	0.179	2.28	4.33
	1257	0.65	10.70	0.13	16.04	25.6	7.04	-19.5	0.185	1.94	5.37
	1302	0.65	11.35	0.13	16.78	25.7	7.03	-21.5	0.191	1.69	5.32

WELL CAPACITY (L Per Ft): 0.75" = 0.10; 1" = 0.20; 1.25" = 0.30; 2" = (0.65) 3" = 1.45; 4" = 2.50; 5" = 3.90; 6" = 5.60; 8" = 9.75; 10" = 15.40; 12" = 21.80

TUBING CAPACITY (L Per Ft): 1/16" = 0.0006 ; 0.17" = 0.0045 ; ¼ " = 0.0097 ; ⅜" = 0.0217 ; ½ " = 0.0386 ; ⅝" = 0.0603 ; ¾ " = 0.0869 ; ⅞" = 0.1182 ; 1" = 0.1544

NOTES:

- Bladder pump tubing in well pulled + replaced
- Peristaltic pump set at lowest speed
- Turbidity not measured for initial samples because no Lamotte2020

STABILIZATION CRITERIA (THREE CONSECUTIVE READINGS)

Drawdown:	±0.02'	Turbidity:	<10 NTU	ORP:	N/A
Temp.:	N/A	Dissolved Oxygen:	0.2 mg/L or	Specific Conductance:	± 5%
pH:	± 0.1 units		10% of saturation (whichever is greater)		

SAMPLING DATA

SAMPLED BY (PRINT) / AFFILIATION:	SAMPLER(S) SIGNATURES:	SAMPLING INITIATED AT:	SAMPLING ENDED AT:
PUMP OR TUBING DEPTH IN WELL (feet):	SAMPLE PUMP FLOW RATE (L per minute):	TUBING MATERIAL CODE:	
FIELD DECONTAMINATION: Y N	FIELD-FILTERED: Y N FILTER SIZE: ____ µm Filtration Equipment Type:	DUPLICATE: Y N	

SAMPLE ID	SAMPLE CONTAINER SPECIFICATION			SAMPLE PRESERVATION	INTENDED ANALYSIS AND/OR METHOD	SAMPLING EQUIPMENT CODE
	# CONTAINERS	VOLUME	MATERIAL CODE	PRESERVATIVE USED		

REMARKS:

MATERIAL CODES: **AG** = Amber Glass; **CG** = Clear Glass; **PE** = Polyethylene; **PP** = Polypropylene; **S** = Silicon; **T** = Teflon; **O** = Other (Specify)

SAMPLING / PURGING EQUIPMENT CODES: **APP** = After Peristaltic Pump; **B** = Bailer; **ESP** = Electric Submersible Pump; **PP** = Peristaltic Pump; **RFPP** = Reverse Flow Peristaltic Pump; **SM** = Straw Method (Tubing Gravity Drain); **VT** = Vacuum Trap; **O** = Other (Specify)

SOLUBILITY OF OXYGEN IN WATER
at normal atmospheric conditions[1]

Temperature °C	O2 Solubility mg/L	Temperature °C	O2 Solubility mg/L	Temperature °C	O2 Solubility mg/L
0	14.6	17	9.7	34	7.1
1	14.2	18	9.5	35	7.0
2	13.8	19	9.3	36	6.8
3	13.5	20	9.1	37	6.7
4	13.1	21	8.9	38	6.6
5	12.8	22	8.7	39	6.5
6	12.4	23	8.6	40	6.4
7	12.1	24	8.4	41	6.3
8	11.8	25	8.3	42	6.2
9	11.6	26	8.1	43	6.1
10	11.3	27	8.0	44	6.0
11	11.0	28	7.8	45	5.9
12	10.8	29	7.7	46	5.8
13	10.5	30	7.6	47	5.7
14	10.3	31	7.4	48	5.6
15	10.1	32	7.3	49	5.5
16	9.9	33	7.2	50	5.4

[1] Rounded to the nearest 0.1 mg/L.

LOW IMPACT GROUNDWATER SAMPLING LOG

SITE NAME: C&D Technologies Conyers, GA	SITE LOCATION: 1835 Industrial Blvd Conyers, GA	
WELL NO: MW-17	SAMPLE ID: MW-17	DATE: 10/12/17

PURGING DATA

WELL DIAMETER (inches): 2"	WELL SCREEN INTERVAL DEPTH: 10 feet to 32 feet	STATIC DEPTH TO WATER (feet): 3.97	PURGE PUMP TYPE OR BAILER: PERISTALTIC

WELL VOLUME PURGE: 1 WELL VOLUME = (TOTAL WELL DEPTH − STATIC DEPTH TO WATER) X WELL CAPACITY

1 WELL VOLUME = (32 feet − 3.94 feet) X 0.65 liters/foot = 18.2 liters

EQUIPMENT VOLUME PURGE: 1 EQUIPMENT VOLUME = (TOTAL LENGTH OF TUBING X TUBING CAPACITY) + FLOW THROUGH CELL VOLUME

1 EQUIPMENT VOLUME = (feet X liters/foot) + liters = liters

INITIAL PUMP OR TUBING DEPTH IN WELL (feet):	FINAL PUMP OR TUBING DEPTH IN WELL (feet):	PURGING INITIATED AT: 1126	PURGING ENDED AT:	TOTAL VOLUME PURGED (liters):
WATER QUALITY INSTRUMENT(S):	YSI - 556 LaMotte Turbidimeter	SERIAL NO(S):	43167	

CALIBRATION DETAILS:	Calibration Standards Used: AutoCAL. (4.00 SU, 4.49 ms/cm, 0.0 NTU) ☐ Previously Calibrated					
Precalibration Readings:	°C	SU	mV	mS/cm	NTU	mg/L
Calibrated Readings:	°C	SU	mV	mS/cm	NTU	mg/L

FIELD DATA TABLE

PUMP SETTING / PSI	TIME	VOLUME PURGED (liters)	TOTAL VOLUME PURGED (liters)	PURGE RATE (L/min)	DEPTH TO WATER (feet)	TEMP. (°C)	pH (standard units)	OXYGEN REDUCTION POTENTIAL (mV)	COND. (mS/cm)	TURBIDITY (NTUs)	DISSOLVED OXYGEN (mg/L)
	1307	0.65	12	0.13	17.10	25.7	7.11	-18.8	0.200	1.53	5.30
	1312	0.65	12.65	0.13	17.62	25.8	7.16	-21.6	0.208	1.25	5.24
	1317	0.65	13.30	0.13	18.08	25.7	7.20	-17.8	0.214	1.48	5.21
	1322	0.65	13.95	0.13	18.59	25.9	7.25	-16.4	0.219	1.25	5.10
	1327	0.65	14.60	0.13	19.13	25.7	7.25	-4.9	0.223	1.26	5.28
	1332	0.65	15.25	0.13	19.68	25.6	7.27	-0.4	0.228	2.15	5.03
	1337	0.65	15.90	0.13	20.14	25.7	7.27	-0.9	0.229	1.50	5.03
	1342	0.65	16.55	0.13	20.70	25.0	7.26	5.1	0.223	2.91	5.03
	1347	0.65	17.20	0.13	21.09	25.1	7.26	4.2	0.224	1.87	4.86
	1352	0.65	17.85	0.13	21.59	25.3	7.28	13.8	0.231	1.82	4.82
	1357	0.65	18.50	0.13	22.08	25.5	7.30	8.4	0.238	1.47	4.78
	1402	0.65	19.15	0.13	22.58	25.2	7.29	7.1	0.234	1.45	4.75

WELL CAPACITY (L Per Ft): 0.75" = 0.10; 1" = 0.20; 1.25" = 0.30; 2" = 0.65; 3" = 1.45; 4" = 2.50; 5" = 3.90; 6" = 5.60; 8" = 9.75; 10" = 15.40; 12" = 21.80
TUBING CAPACITY (L Per Ft): 1/16" = 0.0006 ; 0.17" = 0.0045 ; ¼ " = 0.0097 ; ⅜" = 0.0217 ; ½ " = 0.0386 ; ⅝" = 0.0603 ; ¾ " = 0.0869 ; ⅞" = 0.1182 ; 1" = 0.1544

NOTES:

STABILIZATION CRITERIA (THREE CONSECUTIVE READINGS)

Drawdown: ±0.02'
Temp.: N/A
pH: ± 0.1 units
Turbidity: <10 NTU
Dissolved Oxygen: 0.2 mg/L or 10% of saturation (whichever is greater)
ORP: N/A
Specific Conductance: ± 5%

SAMPLING DATA

SAMPLED BY (PRINT) / AFFILIATION:	SAMPLER(S) SIGNATURES:	SAMPLING INITIATED AT:	SAMPLING ENDED AT:
A. Guerrier/R. Hilliard/AECOM		1407	1410
PUMP OR TUBING DEPTH IN WELL (feet): 22'	SAMPLE PUMP FLOW RATE (L per minute): 0.10	TUBING MATERIAL CODE: PE/PTFE	
FIELD DECONTAMINATION: (Y) N	FIELD-FILTERED: Y (N) FILTER SIZE: ____ µm Filtration Equipment Type:	DUPLICATE: Y (N)	

SAMPLE ID	SAMPLE CONTAINER SPECIFICATION			SAMPLE PRESERVATION	INTENDED ANALYSIS AND/OR METHOD	SAMPLING EQUIPMENT CODE
	# CONTAINERS	VOLUME	MATERIAL CODE	PRESERVATIVE USED		
MW-17	3	40mL	CG	HCl	8260	RFPP

REMARKS:

MATERIAL CODES: **AG** = Amber Glass; **CG** = Clear Glass; **PE** = Polyethylene; **PP** = Polypropylene; **S** = Silicon; **T** = Teflon; **O** = Other (Specify)

SAMPLING / PURGING EQUIPMENT CODES: **APP** = After Peristaltic Pump; **B** = Bailer; **ESP** = Electric Submersible Pump; **PP** = Peristaltic Pump; **RFPP** = Reverse Flow Peristaltic Pump; **SM** = Straw Method (Tubing Gravity Drain); **VT** = Vacuum Trap; **O** = Other (Specify)

SOLUBILITY OF OXYGEN IN WATER
at normal atmospheric conditions[1]

Temperature °C	O2 Solubility mg/L	Temperature °C	O2 Solubility mg/L	Temperature °C	O2 Solubility mg/L
0	14.6	17	9.7	34	7.1
1	14.2	18	9.5	35	7.0
2	13.8	19	9.3	36	6.8
3	13.5	20	9.1	37	6.7
4	13.1	21	8.9	38	6.6
5	12.8	22	8.7	39	6.5
6	12.4	23	8.6	40	6.4
7	12.1	24	8.4	41	6.3
8	11.8	25	8.3	42	6.2
9	11.6	26	8.1	43	6.1
10	11.3	27	8.0	44	6.0
11	11.0	28	7.8	45	5.9
12	10.8	29	7.7	46	5.8
13	10.5	30	7.6	47	5.7
14	10.3	31	7.4	48	5.6
15	10.1	32	7.3	49	5.5
16	9.9	33	7.2	50	5.4

[1] Rounded to the nearest 0.1 mg/L.

LOW IMPACT GROUNDWATER SAMPLING LOG

SITE NAME: C&D Technologies Conyers, GA		SITE LOCATION: 1835 Industrial Blvd Conyers, GA
WELL NO: MW-20	SAMPLE ID: MW-20	DATE: 10/15/18

PURGING DATA

WELL DIAMETER (inches): 2	WELL SCREEN INTERVAL DEPTH: 20 feet to 30 feet	STATIC DEPTH TO WATER (feet): 6.55	PURGE PUMP TYPE OR BAILER: PERISTALTIC

WELL VOLUME PURGE: 1 WELL VOLUME = (TOTAL WELL DEPTH – STATIC DEPTH TO WATER) X WELL CAPACITY

1 WELL VOLUME = (30 feet – 6.55 feet) X 0.65 liters/foot = 15.24 liters

EQUIPMENT VOLUME PURGE: 1 EQUIPMENT VOLUME = (TOTAL LENGTH OF TUBING X TUBING CAPACITY) + FLOW THROUGH CELL VOLUME

1 EQUIPMENT VOLUME = (30 feet x 0.0097 liters/foot) + 0.8 liters = 1.091 liters

INITIAL PUMP OR TUBING DEPTH IN WELL (feet): 25	FINAL PUMP OR TUBING DEPTH IN WELL (feet): 25	PURGING INITIATED AT: 1340	PURGING ENDED AT: 1413	TOTAL VOLUME PURGED (liters): 7.5
WATER QUALITY INSTRUMENT(S):	~~YSI 556~~ Horiba U-53 ~~LaMotte Turbidimeter~~	SERIAL NO(S):	SY5VPLMD	

CALIBRATION DETAILS:	Calibration Standards Used: AutoCAL (4.00 SU, 4.49 ms/cm, 0.0 NTU)									Previously Calibrated
Precalibration Readings:	19.52 °C	4.80	SU	278	mV	4.51	mS/cm	0.00	NTU	12.05 mg/L
Calibrated Readings:	19.57 °C	4.00	SU	299	mV	4.50	mS/cm	0.00	NTU	9.20 mg/L

FIELD DATA TABLE

PUMP SETTING / PSI	TIME	VOLUME PURGED (liters)	TOTAL VOLUME PURGED (liters)	PURGE RATE (L/min)	DEPTH TO WATER (feet)	TEMP. (°C)	pH (standard units)	OXYGEN REDUCTION POTENTIAL (mV)	COND. (mS/cm)	TURBIDITY (NTUs)	DISSOLVED OXYGEN (mg/L)
	1347	1.5	1.5	0.16	7.53	25.24	3.93	332	1.88	19.7	0.63
	1352	1.0	2.5	0.16	7.66	25.63	3.92	334	1.86	9.97	0.32
	1357	0.5	3.0	0.16	7.83	25.54	3.93	333	1.82	6.84	0.36
	1402	1.0	4.0	0.16	7.83	25.73	3.92	333	1.81	3.87	0.08
	1407	1.0	5.0	0.16	7.87	25.83	3.91	332	1.81	2.51	0.06
	1412	1.0	6.0	0.16	7.82	25.94	3.92	332	1.80	2.08	0.03

WELL CAPACITY (L Per Ft): 0.75" = 0.10; 1" = 0.20; 1.25" = 0.30; 2" = 0.65; 3" = 1.45; 4" = 2.50; 5" = 3.90; 6" = 5.60; 8" = 9.75; 10" = 15.40; 12" = 21.80
TUBING CAPACITY (L Per Ft): 1/16" = 0.0006 ; 0.17" = 0.0045 ; ¼ " = 0.0097 ; ⅜" = 0.0217 ; ½ " = 0.0386 ; ⅝" = 0.0603 ; ¾ " = 0.0869 ; ⅞" = 0.1182 ; 1" = 0.1544

NOTES:

STABILIZATION CRITERIA (THREE CONSECUTIVE READINGS)

Drawdown:	±0.02'	**Turbidity:**	<10 NTU	**ORP:**	N/A
Temp.:	N/A	**Dissolved Oxygen:**	0.2 mg/L or	**Specific Conductance:**	± 5%
pH:	± 0.1 units		10% of saturation (whichever is greater)		

SAMPLING DATA

SAMPLED BY (PRINT) / AFFILIATION:	SAMPLER(S) SIGNATURES:	SAMPLING INITIATED AT:	SAMPLING ENDED AT:
J. McCann / AECOM	Justine McCann	1413	1418
PUMP OR TUBING DEPTH IN WELL (feet): 25	SAMPLE PUMP FLOW RATE (L per minute): 0.1	TUBING MATERIAL CODE: T	
FIELD DECONTAMINATION: Y (N)	FIELD-FILTERED: Y (N) Filtration Equipment Type: ____ FILTER SIZE: ____ µm	DUPLICATE: Y (N)	

SAMPLE ID	SAMPLE CONTAINER SPECIFICATION			SAMPLE PRESERVATION	INTENDED ANALYSIS AND/OR METHOD	SAMPLING EQUIPMENT CODE
	# CONTAINERS	VOLUME	MATERIAL CODE	PRESERVATIVE USED		
MW-20	3	40mL	CG	HCl/4°C	8260	PP
MW-20	1	250mL	PE	HNO_3/4°C	6010	PP

REMARKS:

MATERIAL CODES: AG = Amber Glass; CG = Clear Glass; PE = Polyethylene; PP = Polypropylene; S = Silicon; T = Teflon; O = Other (Specify)

SAMPLING / PURGING EQUIPMENT CODES: APP = After Peristaltic Pump; B = Bailer; ESP = Electric Submersible Pump; PP = Peristaltic Pump; RFPP = Reverse Flow Peristaltic Pump; SM = Straw Method (Tubing Gravity Drain); VT = Vacuum Trap; O = Other (Specify)

SOLUBILITY OF OXYGEN IN WATER

at normal atmospheric conditions[1]

Temperature °C	O2 Solubility mg/L	Temperature °C	O2 Solubility mg/L	Temperature °C	O2 Solubility mg/L
0	14.6	17	9.7	34	7.1
1	14.2	18	9.5	35	7.0
2	13.8	19	9.3	36	6.8
3	13.5	20	9.1	37	6.7
4	13.1	21	8.9	38	6.6
5	12.8	22	8.7	39	6.5
6	12.4	23	8.6	40	6.4
7	12.1	24	8.4	41	6.3
8	11.8	25	8.3	42	6.2
9	11.6	26	8.1	43	6.1
10	11.3	27	8.0	44	6.0
11	11.0	28	7.8	45	5.9
12	10.8	29	7.7	46	5.8
13	10.5	30	7.6	47	5.7
14	10.3	31	7.4	48	5.6
15	10.1	32	7.3	49	5.5
16	9.9	33	7.2	50	5.4

[1] Rounded to the nearest 0.1 mg/L.

LOW IMPACT GROUNDWATER SAMPLING LOG

SITE NAME:	C&D Technologies Conyers, GA	SITE LOCATION:	1835 Industrial Blvd Conyers, GA
WELL NO:	MW-21DBR	SAMPLE ID: MW-21DBR	DATE: 10/12/18

PURGING DATA

WELL DIAMETER (inches):	WELL SCREEN INTERVAL DEPTH:	STATIC DEPTH TO WATER (feet):	PURGE PUMP TYPE OR BAILER:
2	105 feet to 115 feet	17.82	PERISTALTIC

WELL VOLUME PURGE: 1 WELL VOLUME = (TOTAL WELL DEPTH – STATIC DEPTH TO WATER) X WELL CAPACITY

1 WELL VOLUME = (115 feet – 17.82 feet) X 0.165 liters/foot = 103.2 liters

EQUIPMENT VOLUME PURGE: 1 EQUIPMENT VOLUME = (TOTAL LENGTH OF TUBING X TUBING CAPACITY) + FLOW THROUGH CELL VOLUME

1 EQUIPMENT VOLUME = (107 feet X 0.0097 liters/foot) + 0.5 liters = 1.54 liters

INITIAL PUMP OR TUBING DEPTH IN WELL (feet):	FINAL PUMP OR TUBING DEPTH IN WELL (feet):	PURGING INITIATED AT: 1449	PURGING ENDED AT: 1536	TOTAL VOLUME PURGED (liters): 14
WATER QUALITY INSTRUMENT(S):	YSI - 556 LaMotte Turbidimeter	SERIAL NO(S):	04176071 4392-1914	

CALIBRATION DETAILS: Calibration Standards Used: AutoCAL. (4.00 SU, 4.49 ms/cm, 0.0 NTU) ☒ Previously Calibrated

	°C	SU	mV	mS/cm	NTU	mg/L
Precalibration Readings:						
Calibrated Readings:						

FIELD DATA TABLE

PUMP SETTING / PSI	TIME	VOLUME PURGED (liters)	TOTAL VOLUME PURGED (liters)	PURGE RATE (L/min)	DEPTH TO WATER (feet)	TEMP (°C)	pH (standard units)	OXYGEN REDUCTION POTENTIAL (mV)	COND (mS/cm)	TURBIDITY (NTUs)	DISSOLVED OXYGEN (mg/L)
	1451	0.0	0.0	0.24	17.70	17.8	7.24	-283.5	0.283	4.76	1.57
	1456	1.0	1.0	0.24	17.72	16.9	7.11	-272.3	0.266	4.103	0.96
	1501	1.3	2.3	0.24	17.74	16.8	5.88	-134.4	0.290	1.70	4.93
	1506	1.5	3.8	0.24	17.75	16.7	5.67	-121.8	0.294	5.12	5.28
	1511	1.2	5.0	0.24	17.76	16.6	5.48	-89.4	0.298	5.80	5.49
	1516	1.2	6.2	0.24	17.77	16.6	5.41	-77.5	0.299	2.66	5.70
	1521	1.2	7.4	0.24	17.77	16.5	5.33	-64.2	0.309	1.77	5.77
	1526	1.5	8.9	0.24	17.77	16.6	5.28	-52.8	0.312	2.11	6.02
	1531	2.0	11.0	0.24	17.78	16.5	5.21	-43.4	0.313	1.22	6.05
	1536	2.0	13.0	0.24	17.78	16.5	5.19	-31.6	0.314	0.94	6.18

WELL CAPACITY (L Per Ft): 0.75" = 0.10; 1" = 0.20; 1.25" = 0.30; 2" = 0.65; 3" = 1.45; 4" = 2.50; 5" = 3.90; 6" = 5.60; 8" = 9.75; 10" = 15.40; 12" = 21.80

TUBING CAPACITY (L Per Ft): 1/16" = 0.0006 ; 0.17" = 0.0045 ; ¼ " = 0.0097 ; ⅜" = 0.0217 ; ½ " = 0.0386 ; ⅝" = 0.0603 ; ¾ " = 0.0869 ; ⅞" = 0.1182 ; 1" = 0.1544

NOTES:

STABILIZATION CRITERIA (THREE CONSECUTIVE READINGS)

Drawdown: ±0.02'
Temp.: N/A
pH: ± 0.1 units
Turbidity: <10 NTU
Dissolved Oxygen: 0.2 mg/L or 10% of saturation (whichever is greater)
ORP: N/A
Specific Conductance: ± 5%

SAMPLING DATA

SAMPLED BY (PRINT) / AFFILIATION:	SAMPLER(S) SIGNATURES:	SAMPLING INITIATED AT:	SAMPLING ENDED AT:
Justine McCann/ECC	Justine McCann	1537	1541
PUMP OR TUBING DEPTH IN WELL (feet): 105	SAMPLE PUMP FLOW RATE (L per minute): 0.24	TUBING MATERIAL CODE: T	
FIELD DECONTAMINATION: Y (N)	FIELD-FILTERED: Y (N) Filtration Equipment Type:	FILTER SIZE: ____ µm	DUPLICATE: Y (N)

SAMPLE ID	SAMPLE CONTAINER SPECIFICATION			SAMPLE PRESERVATION	INTENDED ANALYSIS AND/OR METHOD	SAMPLING EQUIPMENT CODE
	# CONTAINERS	VOLUME	MATERIAL CODE	PRESERVATIVE USED		
MW-21DR	3	40 mL	CG	HCl/4°C	8260	PP

REMARKS:

MATERIAL CODES: **AG** = Amber Glass; **CG** = Clear Glass; **PE** = Polyethylene; **PP** = Polypropylene; **S** = Silicon; **T** = Teflon; **O** = Other (Specify)

SAMPLING / PURGING EQUIPMENT CODES: **APP** = After Peristaltic Pump; **B** = Bailer; **ESP** = Electric Submersible Pump; **PP** = Peristaltic Pump; **RFPP** = Reverse Flow Peristaltic Pump; **SM** = Straw Method (Tubing Gravity Drain); **VT** = Vacuum Trap; **O** = Other (Specify)

SOLUBILITY OF OXYGEN IN WATER
at normal atmospheric conditions[1]

Temperature °C	O2 Solubility mg/L	Temperature °C	O2 Solubility mg/L	Temperature °C	O2 Solubility mg/L
0	14.6	17	9.7	34	7.1
1	14.2	18	9.5	35	7.0
2	13.8	19	9.3	36	6.8
3	13.5	20	9.1	37	6.7
4	13.1	21	8.9	38	6.6
5	12.8	22	8.7	39	6.5
6	12.4	23	8.6	40	6.4
7	12.1	24	8.4	41	6.3
8	11.8	25	8.3	42	6.2
9	11.6	26	8.1	43	6.1
10	11.3	27	8.0	44	6.0
11	11.0	28	7.8	45	5.9
12	10.8	29	7.7	46	5.8
13	10.5	30	7.6	47	5.7
14	10.3	31	7.4	48	5.6
15	10.1	32	7.3	49	5.5
16	9.9	33	7.2	50	5.4

[1] Rounded to the nearest 0.1 mg/L.

LOW IMPACT GROUNDWATER SAMPLING LOG

SITE NAME: C&D Technologies Conyers, GA	SITE LOCATION: 1835 Industrial Blvd Conyers, GA	
WELL NO: MW28-DBR	SAMPLE ID: MW28-DBR	DATE: 10/15/18

PURGING DATA

WELL DIAMETER (inches):	WELL SCREEN INTERVAL DEPTH:	STATIC DEPTH TO WATER (feet):	PURGE PUMP TYPE OR BAILER:
	67 feet to 77 feet	7.80	PERISTALTIC

WELL VOLUME PURGE: 1 WELL VOLUME = (TOTAL WELL DEPTH – STATIC DEPTH TO WATER) X WELL CAPACITY

1 WELL VOLUME = (~~77~~ feet – 7.80 feet) X 0.65 liters/foot = 354.9 liters

EQUIPMENT VOLUME PURGE: 1 EQUIPMENT VOLUME = (TOTAL LENGTH OF TUBING X TUBING CAPACITY) + FLOW THROUGH CELL VOLUME

1 EQUIPMENT VOLUME = (70 feet X 0.0097 liters/foot) + 0.5 liters = ~~354.9~~ 1.179 liters

INITIAL PUMP OR TUBING DEPTH IN WELL (feet):	FINAL PUMP OR TUBING DEPTH IN WELL (feet):	PURGING INITIATED AT:	PURGING ENDED AT:	TOTAL VOLUME PURGED (liters):
40	40	0932	1027	2.22

WATER QUALITY INSTRUMENT(S):	YSI - 556 LaMotte Turbidimeter	SERIAL NO(S):	

CALIBRATION DETAILS: Calibration Standards Used: AutoCAL (4.00 SU, 4.49 ms/cm, 0.0 NTU) ☐ Previously Calibrated

Precalibration Readings:	19.8	°C	3.94, 7.16, 9.~~81~~	SU	240.7	mV	1.82	mS/cm	8.22	NTU		mg/L
Calibrated Readings:	19.8	°C	4.00, 7.19, 10.0	SU	240.0	mV	1.41	mS/cm	~~8.89~~ 10.03	NTU		mg/L

FIELD DATA TABLE

PUMP SETTING / PSI	TIME	VOLUME PURGED (liters)	TOTAL VOLUME PURGED (liters)	PURGE RATE (L/min)	DEPTH TO WATER (feet)	TEMP. (°C)	pH (standard units)	OXYGEN REDUCTION POTENTIAL (mV)	COND. (mS/cm)	TURBIDITY (NTUs)	DISSOLVED OXYGEN (mg/L)
	0932	0.3	0.3	0.3	7.80	18.6	6.39	~~-3.43~~ 60.4	0.126	12.75	3.32
	0937	0.3	0.6	0.3	8.40	17.6	6.40	~~-7.28~~ 60.8	0.127	12.19	0.126
	0942	0.18	0.78	0.18	8.34	17.6	6.31	-66.7	0.122	8.69	1.51
	0947	0.18	0.96	0.18	8.31	17.9	6.28	-65.2	0.119	6.55	1.29
	0952	0.18	1.14	0.18	8.31	18.0	6.25	-66.4	0.118	5.54	1.16
	0957	0.18	1.32	0.18	8.31	18.2	6.22	-68.7	0.115	4.91	1.05
	1002	0.18	1.50	0.18	8.31	18.1	6.22	-75.8	0.114	3.63	0.95
	1007	0.18	1.68	0.18	8.31	18.0	6.21	-82.6	0.114	2.56	1.30
	1012	0.18	1.86	0.18	8.31	18.0	6.20	-85.1	0.113	1.44	1.09
	1017	0.18	2.04	0.18	8.31	18.1	6.19	-87.1	0.113	1.42	1.06
	1022	0.18	2.22	0.18	8.31	18.1	6.19	-89.3	0.113	0.90	1.03

WELL CAPACITY (L Per Ft): 0.75" = 0.10; 1" = 0.20; 1.25" = 0.30; 2" = 0.65; 3" = 1.45; 4" = 2.50; 5" = 3.90; 6" = 5.60; 8" = 9.75; 10" = 15.40; 12" = 21.80

TUBING CAPACITY (L Per Ft): 1/16" = 0.0006 ; 0.17" = 0.0045 ; ¼ " = 0.0097 ; ⅜" = 0.0217 ; ½ " = 0.0386 ; ⅝" = 0.0603 ; ¾ " = 0.0869 ; ⅞" = 0.1182 ; 1" = 0.1544

NOTES:

STABILIZATION CRITERIA (THREE CONSECUTIVE READINGS)

Drawdown: ±0.02'
Temp.: N/A
pH: ± 0.1 units
Turbidity: <10 NTU
Dissolved Oxygen: 0.2 mg/L or 10% of saturation (whichever is greater)
ORP: N/A
Specific Conductance: ± 5%

SAMPLING DATA

SAMPLED BY (PRINT) / AFFILIATION:	SAMPLER(S) SIGNATURES:	SAMPLING INITIATED AT:	SAMPLING ENDED AT:
Justine McCann / AECOM		1022	1027

PUMP OR TUBING DEPTH IN WELL (feet):	SAMPLE PUMP FLOW RATE (L per minute):	TUBING MATERIAL CODE:
40	0.18	T

FIELD DECONTAMINATION: Y (N)	FIELD-FILTERED: Y (N) Filtration Equipment Type:	FILTER SIZE: N/A µm	DUPLICATE: Y (N)

SAMPLE ID	SAMPLE CONTAINER SPECIFICATION			SAMPLE PRESERVATION	INTENDED ANALYSIS AND/OR METHOD	SAMPLING EQUIPMENT CODE
	# CONTAINERS	VOLUME	MATERIAL CODE	PRESERVATIVE USED		
MW28-DBR	3	~~40 mL~~	CG	HCL	8260	PP

REMARKS:

MATERIAL CODES: AG = Amber Glass; CG = Clear Glass; PE = Polyethylene; PP = Polypropylene; S = Silicon; T = Teflon; O = Other (Specify)

SAMPLING / PURGING EQUIPMENT CODES: APP = After Peristaltic Pump; B = Bailer; ESP = Electric Submersible Pump; PP = Peristaltic Pump; RFPP = Reverse Flow Peristaltic Pump; SM = Straw Method (Tubing Gravity Drain); VT = Vacuum Trap; O = Other (Specify)

SOLUBILITY OF OXYGEN IN WATER
at normal atmospheric conditions[1]

Temperature °C	O2 Solubility mg/L	Temperature °C	O2 Solubility mg/L	Temperature °C	O2 Solubility mg/L
0	14.6	17	9.7	34	7.1
1	14.2	18	9.5	35	7.0
2	13.8	19	9.3	36	6.8
3	13.5	20	9.1	37	6.7
4	13.1	21	8.9	38	6.6
5	12.8	22	8.7	39	6.5
6	12.4	23	8.6	40	6.4
7	12.1	24	8.4	41	6.3
8	11.8	25	8.3	42	6.2
9	11.6	26	8.1	43	6.1
10	11.3	27	8.0	44	6.0
11	11.0	28	7.8	45	5.9
12	10.8	29	7.7	46	5.8
13	10.5	30	7.6	47	5.7
14	10.3	31	7.4	48	5.6
15	10.1	32	7.3	49	5.5
16	9.9	33	7.2	50	5.4

[1] Rounded to the nearest 0.1 mg/L.

LOW IMPACT GROUNDWATER SAMPLING LOG

SITE NAME: C&D Technologies Conyers, GA	SITE LOCATION: 1835 Industrial Blvd Conyers, GA

WELL NO: MW-29 SBR	SAMPLE ID: MW-29 SBR	DATE: 10/12/18

PURGING DATA

WELL DIAMETER (inches): 2"	WELL SCREEN INTERVAL DEPTH: 21 feet to 31 feet	STATIC DEPTH TO WATER (feet): 5.78	PURGE PUMP TYPE OR BAILER: PERISTALTIC

WELL VOLUME PURGE: 1 WELL VOLUME = (TOTAL WELL DEPTH – STATIC DEPTH TO WATER) X WELL CAPACITY

1 WELL VOLUME = (31 feet – 5.78 feet) X 0.65 liters/foot – 16.4 liters

EQUIPMENT VOLUME PURGE: 1 EQUIPMENT VOLUME = (TOTAL LENGTH OF TUBING X TUBING CAPACITY) + FLOW THROUGH CELL VOLUME

1 EQUIPMENT VOLUME = (30 feet X 0.0097 liters/foot) + 0.5 liters – 0.79 liters

INITIAL PUMP OR TUBING DEPTH IN WELL (feet): 25	FINAL PUMP OR TUBING DEPTH IN WELL (feet): 25	PURGING INITIATED AT: 11:11 AM	PURGING ENDED AT: 1140	TOTAL VOLUME PURGED (liters): 8.0
WATER QUALITY INSTRUMENT(S):	YSI - 556	SERIAL NO(S):	417607	
	LaMotte Turbidimeter		—	

CALIBRATION DETAILS:	Calibration Standards Used: AutoCAL. (4.00 SU, 4.49 ms/cm, 0.0 NTU)										☐ Previously Calibrated
Precalibration Readings:	18.2	10.22	4.00, 7.04	10.93	253.5	mV	2.02	mS/cm		NTU	10.21 mg/L
Calibrated Readings:	18.2	10.08	4.00, 7.04	SU	240	mV	1.73	mS/cm		NTU	10.16 mg/L

FIELD DATA TABLE

PUMP SETTING / PSI	TIME	VOLUME PURGED (liters)	TOTAL VOLUME PURGED (liters)	PURGE RATE (L/min)	DEPTH TO WATER (feet)	TEMP (°C)	pH (standard units)	OXYGEN REDUCTION POTENTIAL (mV)	COND (mS/cm)	TURBIDITY (NTUs)	DISSOLVED OXYGEN (mg/L)
	1115	0.5	0.5	0.4	6.41	23.1	3.65	387.9	1.62	—	3.08
	1120	2.5	3.0	0.2	6.27	23.9	3.47	410.4	1.57	—	2.91
	1125	1.0	4.0	0.2	6.27	23.9	3.46	421.5	1.57	—	3.05
	1130	1.0	5.0	0.2	6.27	24.0	3.45	431.0	1.62	—	2.95
	1135	1.0	6.0	0.2	6.27	24.0	3.45	437.0	1.63	—	3.02
	1140	1.0	7.0	0.2	6.27	24.0	3.45	438.8	1.62	—	2.97

WELL CAPACITY (L Per Ft): **0.75"** = 0.10; **1"** = 0.20; **1.25"** = 0.30; **2"** = 0.65; **3"** = 1.45; **4"** = 2.50; **5"** = 3.90; **6"** = 5.60; **8"** = 9.75; **10"** = 15.40; **12"** = 21.80
TUBING CAPACITY (L Per Ft): **1/16"** = 0.0006 ; **0.17"** = 0.0045 ; **¼"** = 0.0097 ; **⅜"** = 0.0217 ; **½"** = 0.0386 ; **⅝"** = 0.0603 ; **¾"** = 0.0869 ; **⅞"** = 0.1182 ; **1"** = 0.1544

NOTES:

STABILIZATION CRITERIA (THREE CONSECUTIVE READINGS)

Drawdown:	±0.02'	**Turbidity:**	<10 NTU	**ORP:**	N/A
Temp.:	N/A	**Dissolved Oxygen:**	0.2 mg/L or 10% of saturation (whichever is greater)	**Specific Conductance:**	± 5%
pH:	± 0.1 units				

SAMPLING DATA

SAMPLED BY (PRINT) / AFFILIATION:	SAMPLER(S) SIGNATURES:	SAMPLING INITIATED AT:	SAMPLING ENDED AT:
J. McCann/AECOM	Justin McCann	1140	1144

PUMP OR TUBING DEPTH IN WELL (feet):	SAMPLE PUMP FLOW RATE (L per minute):	TUBING MATERIAL CODE:
25	0.2	PE/T

FIELD DECONTAMINATION: Y (N)	FIELD-FILTERED: Y (N) Filtration Equipment Type:	FILTER SIZE: ____ µm	DUPLICATE: Y (N)

SAMPLE ID	SAMPLE CONTAINER SPECIFICATION			SAMPLE PRESERVATION	INTENDED ANALYSIS AND/OR METHOD	SAMPLING EQUIPMENT CODE
	# CONTAINERS	VOLUME	MATERIAL CODE	PRESERVATIVE USED		
MW-29SBD	3	40mL	CG	HCl/4°C	8260	PP

REMARKS:

MATERIAL CODES: **AG** = Amber Glass; **CG** = Clear Glass; **PE** = Polyethylene; **PP** = Polypropylene; **S** = Silicon; **T** = Teflon; **O** = Other (Specify)

SAMPLING / PURGING EQUIPMENT CODES: **APP** = After Peristaltic Pump; **B** = Bailer; **ESP** = Electric Submersible Pump; **PP** = Peristaltic Pump; **RFPP** = Reverse Flow Peristaltic Pump; **SM** = Straw Method (Tubing Gravity Drain); **VT** = Vacuum Trap; **O** = Other (Specify)

SOLUBILITY OF OXYGEN IN WATER
at normal atmospheric conditions[1]

Temperature °C	O2 Solubility mg/L	Temperature °C	O2 Solubility mg/L	Temperature °C	O2 Solubility mg/L
0	14.6	17	9.7	34	7.1
1	14.2	18	9.5	35	7.0
2	13.8	19	9.3	36	6.8
3	13.5	20	9.1	37	6.7
4	13.1	21	8.9	38	6.6
5	12.8	22	8.7	39	6.5
6	12.4	23	8.6	40	6.4
7	12.1	24	8.4	41	6.3
8	11.8	25	8.3	42	6.2
9	11.6	26	8.1	43	6.1
10	11.3	27	8.0	44	6.0
11	11.0	28	7.8	45	5.9
12	10.8	29	7.7	46	5.8
13	10.5	30	7.6	47	5.7
14	10.3	31	7.4	48	5.6
15	10.1	32	7.3	49	5.5
16	9.9	33	7.2	50	5.4

[1] Rounded to the nearest 0.1 mg/L.

LOW IMPACT GROUNDWATER SAMPLING LOG

SITE NAME:	C&D Technologies Conyers, GA	SITE LOCATION:	1835 Industrial Blvd Conyers, GA
WELL NO:	MW30 SBR	SAMPLE ID: MW30 SBR	DATE: 10/16/18

PURGING DATA

WELL DIAMETER (inches):	WELL SCREEN INTERVAL DEPTH:	STATIC DEPTH TO WATER (feet):	PURGE PUMP TYPE OR BAILER:
2"	17' feet to 27' feet	5.15 ~~15.15~~	PERISTALTIC

WELL VOLUME PURGE: 1 WELL VOLUME = (TOTAL WELL DEPTH – STATIC DEPTH TO WATER) X WELL CAPACITY

1 WELL VOLUME = (27' feet – 5.51 feet) X 0.65 liters/foot = 13.9685 liters

EQUIPMENT VOLUME PURGE: 1 EQUIPMENT VOLUME = (TOTAL LENGTH OF TUBING X TUBING CAPACITY) + FLOW THROUGH CELL VOLUME

1 EQUIPMENT VOLUME = (21' feet X 0.0097 liters/foot) + ~~0.2277~~ liters = 0.704 liters

INITIAL PUMP OR TUBING DEPTH IN WELL (feet):	FINAL PUMP OR TUBING DEPTH IN WELL (feet):	PURGING INITIATED AT:	PURGING ENDED AT:	TOTAL VOLUME PURGED (liters):
21'	21'	1050	1120	

WATER QUALITY INSTRUMENT(S):		SERIAL NO(S)	
	YSI - 556		568-0111
	LaMotte Turbidimeter		

CALIBRATION DETAILS: Calibration Standards Used: AutoCAL (4.00 SU, 4.49 ms/cm, 0.0 NTU) X Previously Calibrated

	°C	SU	mV	mS/cm	NTU	mg/L
Precalibration Readings:						
Calibrated Readings:						

FIELD DATA TABLE

PUMP SETTING / PSI	TIME	VOLUME PURGED (liters)	TOTAL VOLUME PURGED (liters)	PURGE RATE (L/min)	DEPTH TO WATER (feet)	TEMP. (°C)	pH (standard units)	OXYGEN REDUCTION POTENTIAL (mV)	COND (mS/cm)	TURBIDITY (NTUs)	DISSOLVED OXYGEN (mg/L)
	10:50	~~0.38~~	~~0.38~~	~~0.38~~	5.15	22.6	6.11	115.7	0.289	4.11	1.06
	10:55	1.6	1.92	0.32	5.60	22.7	6.11	-4.3	0.218	0.91	0.19
	1100	1	2.92	0.2	5.51	22.8	5.90	-8.4	0.190	2.96	0.24
	1105	1	~~3.92~~	0.2	5.49	22.9	5.63	-18.6	0.169	0.70	0.19
	1110	1	4.92	0.2	5.48	23.0	5.53	-14.9	0.164	3.50	0.22
	1115	1	5.92	0.2	5.50	22.9	5.43	-10.2	0.161	3.57	0.31
	1120	1	6.92	0.2	5.50	22.9	5.35	2.2	0.158	3.37	0.56

WELL CAPACITY (L Per Ft): **0.75"** = 0.10; **1"** = 0.20; **1.25"** = 0.30; **2"** = 0.65; **3"** = 1.45; **4"** = 2.50; **5"** = 3.90; **6"** = 5.60; **8"** = 9.75; **10"** = 15.40; **12"** = 21.80
TUBING CAPACITY (L Per Ft): **1/16"** = 0.0006 ; **0.17"** = 0.0045 ; ¼ " = 0.0097 ; ⅜" = 0.0217 ; ½ " = 0.0386 ; ⅝" = 0.0603 ; ¾ " = 0.0869 ; ⅞" = 0.1182 ; 1" = 0.1544

NOTES:

* MW30 taken @1120

STABILIZATION CRITERIA (THREE CONSECUTIVE READINGS)

Drawdown:	±0.02'	**Turbidity:**	<10 NTU	**ORP:**	N/A
Temp.:	N/A	**Dissolved Oxygen:**	0.2 mg/L or	**Specific Conductance:**	± 5%
pH:	± 0.1 units		10% of saturation (whichever is greater)		

SAMPLING DATA

SAMPLED BY (PRINT) / AFFILIATION:	SAMPLER(S) SIGNATURES:	SAMPLING INITIATED AT:	SAMPLING ENDED AT:
Anjelica Guerrier AECOM		1120	1122

PUMP OR TUBING DEPTH IN WELL (feet):	SAMPLE PUMP FLOW RATE (L per minute):	TUBING MATERIAL CODE:
21'		J

FIELD DECONTAMINATION: (Y) N	FIELD-FILTERED: Y N FILTER SIZE: ____ µm Filtration Equipment Type:	DUPLICATE: Y (N)

SAMPLE ID	SAMPLE CONTAINER SPECIFICATION			SAMPLE PRESERVATION	INTENDED ANALYSIS AND/OR METHOD	SAMPLING EQUIPMENT CODE
	# CONTAINERS	VOLUME	MATERIAL CODE	PRESERVATIVE USED		
MW30SB3	3	40mL	CG	HCL		PP

REMARKS

MATERIAL CODES: **AG** = Amber Glass; **CG** = Clear Glass; **PE** = Polyethylene; **PP** = Polypropylene; **S** = Silicon; **T** = Teflon; **O** = Other (Specify)

SAMPLING / PURGING EQUIPMENT CODES: **APP** = After Peristaltic Pump; **B** = Bailer; **ESP** = Electric Submersible Pump; **PP** = Peristaltic Pump; **RFPP** = Reverse Flow Peristaltic Pump; **SM** = Straw Method (Tubing Gravity Drain); **VT** = Vacuum Trap; **O** = Other (Specify)

SOLUBILITY OF OXYGEN IN WATER
at normal atmospheric conditions[1]

Temperature °C	O2 Solubility mg/L	Temperature °C	O2 Solubility mg/L	Temperature °C	O2 Solubility mg/L
0	14.6	17	9.7	34	7.1
1	14.2	18	9.5	35	7.0
2	13.8	19	9.3	36	6.8
3	13.5	20	9.1	37	6.7
4	13.1	21	8.9	38	6.6
5	12.8	22	8.7	39	6.5
6	12.4	23	8.6	40	6.4
7	12.1	24	8.4	41	6.3
8	11.8	25	8.3	42	6.2
9	11.6	26	8.1	43	6.1
10	11.3	27	8.0	44	6.0
11	11.0	28	7.8	45	5.9
12	10.8	29	7.7	46	5.8
13	10.5	30	7.6	47	5.7
14	10.3	31	7.4	48	5.6
15	10.1	32	7.3	49	5.5
16	9.9	33	7.2	50	5.4

[1] Rounded to the nearest 0.1 mg/L.

LOW IMPACT GROUNDWATER SAMPLING LOG

SITE NAME:	C&D Technologies Conyers, GA	SITE LOCATION:	1835 Industrial Blvd Conyers, GA
WELL NO:	MW-36	SAMPLE ID:	MW-36
DATE:	10/12/18		

PURGING DATA

WELL DIAMETER (inches):	WELL SCREEN INTERVAL DEPTH:	STATIC DEPTH TO WATER (feet):	PURGE PUMP TYPE OR BAILER:
2	29 feet to 39 feet	16.40	PERISTALTIC

WELL VOLUME PURGE: 1 WELL VOLUME = (TOTAL WELL DEPTH – STATIC DEPTH TO WATER) X WELL CAPACITY

1 WELL VOLUME = (39 feet – 16.40 feet) X 0.65 liters/foot = 14.7 liters

EQUIPMENT VOLUME PURGE: 1 EQUIPMENT VOLUME = (TOTAL LENGTH OF TUBING X TUBING CAPACITY) + FLOW THROUGH CELL VOLUME

1 EQUIPMENT VOLUME = (30 feet x 0.0097 liters/foot) + 0.5 liters = 0.89 liters

INITIAL PUMP OR TUBING DEPTH IN WELL (feet):	FINAL PUMP OR TUBING DEPTH IN WELL (feet):	PURGING INITIATED AT:	PURGING ENDED AT:	TOTAL VOLUME PURGED (liters):
34	34	1558	1620	4.2

WATER QUALITY INSTRUMENT(S):		SERIAL NO(S):	
	YSI - 556		41767
	LaMotte Turbidimeter		4892-1914

CALIBRATION DETAILS: Calibration Standards Used: AutoCAL. (4.00 SU, 4.49 ms/cm, 0.0 NTU) ☒ Previously Calibrated

	°C	SU	mV	mS/cm	NTU	mg/L
Precalibration Readings:						
Calibrated Readings:						

FIELD DATA TABLE

PUMP SETTING / PSI	TIME	VOLUME PURGED (liters)	TOTAL VOLUME PURGED (liters)	PURGE RATE (L/min)	DEPTH TO WATER (feet)	TEMP. (°C)	pH (standard units)	OXYGEN REDUCTION POTENTIAL (mV)	COND. (mS/cm)	TURBIDITY (NTUs)	DISSOLVED OXYGEN (mg/L)
	1600	0.0	0.0	0.24	16.50	19.4	3.63	141.5	1.90	3.52	3.08
	1605	1.0	1.0	0.16	16.47	17.8	3.42	182.3	1.98	3.19	1.69
	1610	0.9	1.9	0.16	16.47	17.7	3.40	210.0	1.95	3.24	1.57
	1615	0.7	2.6	0.16	16.47	17.7	3.38	238.6	1.92	3.54	1.58
	1620	0.8	3.4	0.16	16.48	17.5	3.37	262.9	1.90	3.16	1.51

WELL CAPACITY (L Per Ft): 0.75" = 0.10; 1" = 0.20; 1.25" = 0.30; 2" = 0.65; 3" = 1.45; 4" = 2.50; 5" = 3.90; 6" = 5.60; 8" = 9.75; 10" = 15.40; 12" = 21.80
TUBING CAPACITY (L Per Ft): 1/16" = 0.0006 ; 0.17" = 0.0045 ; ¼ " = 0.0097 ; ⅜" = 0.0217 ; ½ " = 0.0386 ; ⅝" = 0.0603 ; ¾ " = 0.0869 ; ⅞" = 0.1182 ; 1" = 0.1544

NOTES:

STABILIZATION CRITERIA (THREE CONSECUTIVE READINGS)

Drawdown:	±0.02'	**Turbidity:**	<10 NTU	**ORP:**	N/A
Temp.:	N/A	**Dissolved Oxygen:**	0.2 mg/L or 10% of saturation (whichever is greater)	**Specific Conductance:**	± 5%
pH:	± 0.1 units				

SAMPLING DATA

SAMPLED BY (PRINT) / AFFILIATION:	SAMPLER(S) SIGNATURES:	SAMPLING INITIATED AT:	SAMPLING ENDED AT:
J. McCann / AECOM	Justine McCann	1620	1624
PUMP OR TUBING DEPTH IN WELL (feet): 34	SAMPLE PUMP FLOW RATE (L per minute): 0.16	TUBING MATERIAL CODE: T	
FIELD DECONTAMINATION: Y (N)	FIELD-FILTERED: Y (N) Filtration Equipment Type: ____	FILTER SIZE: ____ µm	DUPLICATE: Y (N)

SAMPLE ID	SAMPLE CONTAINER SPECIFICATION			SAMPLE PRESERVATION	INTENDED ANALYSIS AND/OR METHOD	SAMPLING EQUIPMENT CODE
	# CONTAINERS	VOLUME	MATERIAL CODE	PRESERVATIVE USED		
MW-36	3	40mL	CG	HCl / 4°C	8260	PP

REMARKS:

MATERIAL CODES: AG = Amber Glass; CG = Clear Glass; PE = Polyethylene; PP = Polypropylene; S = Silicon; T = Teflon; O = Other (Specify)

SAMPLING / PURGING EQUIPMENT CODES: APP = After Peristaltic Pump; B = Bailer; ESP = Electric Submersible Pump; PP = Peristaltic Pump; RFPP = Reverse Flow Peristaltic Pump; SM = Straw Method (Tubing Gravity Drain); VT = Vacuum Trap; O = Other (Specify)

SOLUBILITY OF OXYGEN IN WATER
at normal atmospheric conditions[1]

Temperature °C	O2 Solubility mg/L	Temperature °C	O2 Solubility mg/L	Temperature °C	O2 Solubility mg/L
0	14.6	17	9.7	34	7.1
1	14.2	18	9.5	35	7.0
2	13.8	19	9.3	36	6.8
3	13.5	20	9.1	37	6.7
4	13.1	21	8.9	38	6.6
5	12.8	22	8.7	39	6.5
6	12.4	23	8.6	40	6.4
7	12.1	24	8.4	41	6.3
8	11.8	25	8.3	42	6.2
9	11.6	26	8.1	43	6.1
10	11.3	27	8.0	44	6.0
11	11.0	28	7.8	45	5.9
12	10.8	29	7.7	46	5.8
13	10.5	30	7.6	47	5.7
14	10.3	31	7.4	48	5.6
15	10.1	32	7.3	49	5.5
16	9.9	33	7.2	50	5.4

[1] Rounded to the nearest 0.1 mg/L.

LOW IMPACT GROUNDWATER SAMPLING LOG

SITE NAME:	C&D Technologies Conyers, GA	SITE LOCATION:	1835 Industrial Blvd Conyers, GA
WELL NO:	MW37-SBR	SAMPLE ID: MW37-SBR	DATE: 10/16/18

PURGING DATA

WELL DIAMETER (inches):	WELL SCREEN INTERVAL DEPTH:	STATIC DEPTH TO WATER (feet):	PURGE PUMP TYPE OR BAILER:
2"	37 feet to 47 feet	14.02	PERISTALTIC

WELL VOLUME PURGE: 1 WELL VOLUME = (TOTAL WELL DEPTH – STATIC DEPTH TO WATER) X WELL CAPACITY

1 WELL VOLUME = (47 feet – 14.02 feet) X 0.65 liters/foot = 21.44 liters

EQUIPMENT VOLUME PURGE: 1 EQUIPMENT VOLUME = (TOTAL LENGTH OF TUBING X TUBING CAPACITY) + FLOW THROUGH CELL VOLUME

1 EQUIPMENT VOLUME = (42 feet X 0.0097 liters/foot) + 0.5 liters = ~~0.907~~ 0.907 liters

INITIAL PUMP OR TUBING DEPTH IN WELL (feet):	FINAL PUMP OR TUBING DEPTH IN WELL (feet):	PURGING INITIATED AT:	PURGING ENDED AT:	TOTAL VOLUME PURGED (liters):
42'	42'	1955	0955	4.2

WATER QUALITY INSTRUMENT(S):	YSI - 556 LaMotte Turbidimeter	SERIAL NO(S):	568-0111

CALIBRATION DETAILS: Calibration Standards Used: AutoCAL (4.00 SU, 4.49 ms/cm, 0.0 NTU) ~~X~~ Previously Calibrated

	°C	SU	mV	mS/cm	NTU	mg/L
Precalibration Readings:						
Calibrated Readings:						

FIELD DATA TABLE

PUMP SETTING / PSI	TIME	VOLUME PURGED (liters)	TOTAL VOLUME PURGED (liters)	PURGE RATE (L/min)	DEPTH TO WATER (feet)	TEMP (°C)	pH (standard units)	OXYGEN REDUCTION POTENTIAL (mV)	COND (mS/cm)	TURBIDITY (NTUs)	DISSOLVED OXYGEN (mg/L)
	0955	0.2	0.2	0.2	14.02	20.2	3.41	372.9	1.18	2.85	~~5.78~~ 0.78
	0000	1	1.2	0.2	14.32	19.4	3.37	388.1	1.41	3.05	0.54
	1005	1	1.2	0.2	14.33	19.6	3.33	350.6	1.64	3.77	0.38
	1010	1	2.2	0.2	14.34	19.5	3.33	345.8	1.66	2.48	0.33
	1015	1	3.2	0.2	14.36	19.3	3.33	370.1	1.67	1.90	0.35
	1020	1	4.2	0.2	19.36	19.2	3.33	369.5	1.66	1.79	0.30

WELL CAPACITY (L Per Ft): 0.75" = 0.10; 1" = 0.20; 1.25" = 0.30; 2" = 0.65; 3" = 1.45; 4" = 2.50; 5" = 3.90; 7" = 5.60; 8" = 9.75; 10" = 15.40; 12" = 21.80
TUBING CAPACITY (L Per Ft): 1/16" = 0.0006 ; 0.17" = 0.0045 ; ¼ " = 0.0097 ; ⅜" = 0.0217 ; ½ " = 0.0386 ; ⅝" = 0.0603 ; ¾ " = 0.0869 ; ⅞" = 0.1182 ; 1" = 0.1544

NOTES:

-MW37-SBR taken @ 1020

STABILIZATION CRITERIA (THREE CONSECUTIVE READINGS)

Drawdown:	±0.02'	Turbidity:	<10 NTU	ORP:	N/A
Temp.:	N/A	Dissolved Oxygen:	0.2 mg/L or 10% of saturation (whichever is greater)	Specific Conductance:	± 5%
pH:	± 0.1 units				

SAMPLING DATA

SAMPLED BY (PRINT) / AFFILIATION:	SAMPLER(S) SIGNATURE:	SAMPLING INITIATED AT:	SAMPLING ENDED AT:
Angelica Guerrier AECOM		1020	1022
PUMP OR TUBING DEPTH IN WELL (feet): 42	SAMPLE PUMP FLOW RATE (L per minute): 0.2	TUBING MATERIAL CODE: T	
FIELD DECONTAMINATION: (Y) N	FIELD-FILTERED: Y N FILTER SIZE: ____ µm Filtration Equipment Type:	DUPLICATE: Y (N)	

SAMPLE ID	SAMPLE CONTAINER SPECIFICATION			SAMPLE PRESERVATION	INTENDED ANALYSIS AND/OR METHOD	SAMPLING EQUIPMENT CODE
	# CONTAINERS	VOLUME	MATERIAL CODE	PRESERVATIVE USED		
MW37-SBR	(3)	40mL	CG	HCL		PP

REMARKS:

MATERIAL CODES: AG = Amber Glass; CG = Clear Glass; PE = Polyethylene; PP = Polypropylene; S = Silicon; T = Teflon; O = Other (Specify)

SAMPLING / PURGING EQUIPMENT CODES: APP = After Peristaltic Pump; B = Bailer; ESP = Electric Submersible Pump; PP = Peristaltic Pump; RFPP = Reverse Flow Peristaltic Pump; SM = Straw Method (Tubing Gravity Drain); VT = Vacuum Trap; O = Other (Specify)

SOLUBILITY OF OXYGEN IN WATER
at normal atmospheric conditions[1]

Temperature °C	O2 Solubility mg/L	Temperature °C	O2 Solubility mg/L	Temperature °C	O2 Solubility mg/L
0	14.6	17	9.7	34	7.1
1	14.2	18	9.5	35	7.0
2	13.8	19	9.3	36	6.8
3	13.5	20	9.1	37	6.7
4	13.1	21	8.9	38	6.6
5	12.8	22	8.7	39	6.5
6	12.4	23	8.6	40	6.4
7	12.1	24	8.4	41	6.3
8	11.8	25	8.3	42	6.2
9	11.6	26	8.1	43	6.1
10	11.3	27	8.0	44	6.0
11	11.0	28	7.8	45	5.9
12	10.8	29	7.7	46	5.8
13	10.5	30	7.6	47	5.7
14	10.3	31	7.4	48	5.6
15	10.1	32	7.3	49	5.5
16	9.9	33	7.2	50	5.4

[1] Rounded to the nearest 0.1 mg/L.

LOW IMPACT GROUNDWATER SAMPLING LOG

SITE NAME:	C&D Technologies Conyers, GA	SITE LOCATION:	1835 Industrial Blvd Conyers, GA
WELL NO:	MW-38	SAMPLE ID:	MW-38
DATE:	10/16/18		

PURGING DATA

WELL DIAMETER (inches):	WELL SCREEN INTERVAL DEPTH:	STATIC DEPTH TO WATER (feet):	PURGE PUMP TYPE OR BAILER:
2	30.5 feet to 40.5 feet	13.08	PERISTALTIC

WELL VOLUME PURGE: 1 WELL VOLUME = (TOTAL WELL DEPTH – STATIC DEPTH TO WATER) X WELL CAPACITY

1 WELL VOLUME = (40.5 feet – 13.08 feet) X 0.165 liters/foot = 17.82 liters

EQUIPMENT VOLUME PURGE: 1 EQUIPMENT VOLUME = (TOTAL LENGTH OF TUBING X TUBING CAPACITY) + FLOW THROUGH CELL VOLUME

1 EQUIPMENT VOLUME = (40 feet X 0.0097 liters/foot) + 0.8 liters = 1.19 liters

INITIAL PUMP OR TUBING DEPTH IN WELL (feet):	FINAL PUMP OR TUBING DEPTH IN WELL (feet):	PURGING INITIATED AT:	PURGING ENDED AT:	TOTAL VOLUME PURGED (liters):
37	37	0950	1012	5.5

WATER QUALITY INSTRUMENT(S):	~~YSI 556~~ Horiba U-53 ~~LaMotte Turbidimeter~~	SERIAL NO(S):	SY5YPLMU

CALIBRATION DETAILS: Calibration Standards Used: AutoCAL. (4.00 SU, 4.49 ms/cm, 0.0 NTU) X Previously Calibrated

	°C	SU	mV	mS/cm	NTU	mg/L
Precalibration Readings:						
Calibrated Readings:						

FIELD DATA TABLE

PUMP SETTING / PSI	TIME	VOLUME PURGED (liters)	TOTAL VOLUME PURGED (liters)	PURGE RATE (L/min)	DEPTH TO WATER (feet)	TEMP. (°C)	pH (standard units)	OXYGEN REDUCTION POTENTIAL (mV)	COND. (mS/cm)	TURBIDITY (NTUs)	DISSOLVED OXYGEN (mg/L)
	0952	0.0	0.0	0.30	13.77	26.26	3.55	426	1.98	25.3	1.77
	0957	1.5	1.5	0.30	14.15	20.70	3.63	380	2.13	160.7	0.45
	1002	1.0	2.5	0.20	14.02	20.60	3.62	371	2.14	440	0.00
	1007	1.0	3.5	0.20	13.97	20.86	3.63	366	2.15	4.34	0.00
	1012	1.0	4.5	0.20	13.98	20.87	3.64	363	2.13	4.03	0.00

WELL CAPACITY (L Per Ft): 0.75" = 0.10; 1" = 0.20; 1.25" = 0.30; 2" = 0.65; 3" = 1.45; 4" = 2.50; 5" = 3.90; 6" = 5.60; 8" = 9.75; 10" = 15.40; 12" = 21.80
TUBING CAPACITY (L Per Ft): 1/16" = 0.0006 ; 0.17" = 0.0045 ; ¼ " = 0.0097 ; ⅜" = 0.0217 ; ½ " = 0.0386 ; ⅝" = 0.0603 ; ¾ " = 0.0869 ; ⅞" = 0.1182 ; 1" = 0.1544

NOTES:

STABILIZATION CRITERIA (THREE CONSECUTIVE READINGS)

Drawdown:	±0.02'	**Turbidity:**	<10 NTU	**ORP:**	N/A
Temp.:	N/A	**Dissolved Oxygen:**	0.2 mg/L or 10% of saturation (whichever is greater)	**Specific Conductance:**	± 5%
pH:	± 0.1 units				

SAMPLING DATA

SAMPLED BY (PRINT) / AFFILIATION:	SAMPLER(S) SIGNATURES:	SAMPLING INITIATED AT:	SAMPLING ENDED AT:
J. McCann/AECOM	Justine McCann	1012	1016
PUMP OR TUBING DEPTH IN WELL (feet): 37	SAMPLE PUMP FLOW RATE (L per minute): 0.2	TUBING MATERIAL CODE: T	
FIELD DECONTAMINATION: Y (N)	FIELD-FILTERED: Y (N) Filtration Equipment Type: ____	FILTER SIZE: ____ µm	DUPLICATE: Y (N)

SAMPLE ID	SAMPLE CONTAINER SPECIFICATION			SAMPLE PRESERVATION	INTENDED ANALYSIS AND/OR METHOD	SAMPLING EQUIPMENT CODE
	# CONTAINERS	VOLUME	MATERIAL CODE	PRESERVATIVE USED		
MW-38	3	40 mL	CG	HCl/4°C	8260	PP

REMARKS:

MATERIAL CODES: **AG** = Amber Glass; **CG** = Clear Glass; **PE** = Polyethylene; **PP** = Polypropylene; **S** = Silicon; **T** = Teflon; **O** = Other (Specify)

SAMPLING / PURGING EQUIPMENT CODES: **APP** = After Peristaltic Pump; **B** = Bailer; **ESP** = Electric Submersible Pump; **PP** = Peristaltic Pump; **RFPP** = Reverse Flow Peristaltic Pump; **SM** = Straw Method (Tubing Gravity Drain); **VT** = Vacuum Trap; **O** = Other (Specify)

SOLUBILITY OF OXYGEN IN WATER
at normal atmospheric conditions[1]

Temperature °C	O2 Solubility mg/L	Temperature °C	O2 Solubility mg/L	Temperature °C	O2 Solubility mg/L
0	14.6	17	9.7	34	7.1
1	14.2	18	9.5	35	7.0
2	13.8	19	9.3	36	6.8
3	13.5	20	9.1	37	6.7
4	13.1	21	8.9	38	6.6
5	12.8	22	8.7	39	6.5
6	12.4	23	8.6	40	6.4
7	12.1	24	8.4	41	6.3
8	11.8	25	8.3	42	6.2
9	11.6	26	8.1	43	6.1
10	11.3	27	8.0	44	6.0
11	11.0	28	7.8	45	5.9
12	10.8	29	7.7	46	5.8
13	10.5	30	7.6	47	5.7
14	10.3	31	7.4	48	5.6
15	10.1	32	7.3	49	5.5
16	9.9	33	7.2	50	5.4

[1] Rounded to the nearest 0.1 mg/L.

LOW IMPACT GROUNDWATER SAMPLING LOG

SITE NAME: C&D Technologies Conyers, GA		SITE LOCATION: 1835 Industrial Blvd Conyers, GA
WELL NO: OBS-8	SAMPLE ID: OBS-8	DATE: 10/12/18

PURGING DATA

WELL DIAMETER (inches): 2	WELL SCREEN INTERVAL DEPTH: 5 feet to 20 feet	STATIC DEPTH TO WATER (feet): 10.41	PURGE PUMP TYPE OR BAILER: PERISTALTIC

WELL VOLUME PURGE: 1 WELL VOLUME = (TOTAL WELL DEPTH – STATIC DEPTH TO WATER) X WELL CAPACITY

1 WELL VOLUME = (23.80 feet – 10.41 feet) X 0.65 liters/foot = 8.74 liters

EQUIPMENT VOLUME PURGE: 1 EQUIPMENT VOLUME = (TOTAL LENGTH OF TUBING X TUBING CAPACITY) + FLOW THROUGH CELL VOLUME

1 EQUIPMENT VOLUME = (28 feet X 0.0097 liters/foot) + 0.5 liters = 0.77 liters

INITIAL PUMP OR TUBING DEPTH IN WELL (feet): 18	FINAL PUMP OR TUBING DEPTH IN WELL (feet): 18	PURGING INITIATED AT: 1230	PURGING ENDED AT: 1322	TOTAL VOLUME PURGED (liters): 10.2
WATER QUALITY INSTRUMENT(S):	YSI - 556	SERIAL NO(S):	417487	
	LaMotte Turbidimeter		2392-1914	

CALIBRATION DETAILS: Calibration Standards Used: AutoCAL. (4.00 SU, 4.49 ms/cm, 0.0 NTU) X Previously Calibrated

	°C	SU	mV	mS/cm	NTU	mg/L
Precalibration Readings:						
Calibrated Readings:						

FIELD DATA TABLE

PUMP SETTING / PSI	TIME	VOLUME PURGED (liters)	TOTAL VOLUME PURGED (liters)	PURGE RATE (L/min)	DEPTH TO WATER (feet)	TEMP. (°C)	pH (standard units)	OXYGEN REDUCTION POTENTIAL (mV)	COND. (mS/cm)	TURBIDITY (NTUs)	DISSOLVED OXYGEN (mg/L)
	1232	0.0	0.0	0.25	10.69	20.2	3.93	73.0	2.05	—	0.61
	1237	1.5	1.5	0.2	10.70	19.8	3.96	44.9	1.96	—	0.39
	1242	1.0	2.5	0.2	10.74	19.8	3.98	39.2	1.94	—	0.33
	1247	1.0	3.5	0.2	10.76	19.7	3.98	33.4	1.94	—	0.31
	1252	1.0	4.5	0.2	10.80	19.7	3.99	30.3	1.94	18.4	0.27
	1257	1.0	5.5	0.16	10.73	19.8	3.99	28.5	1.93	15.0	0.25
	1302	0.7	6.2	0.16	10.74	19.8	4.00	27.3	1.94	13.7	0.19
	1307	0.9	7.1	0.16	10.75	19.8	4.00	26.8	1.93	12.71	0.19
	1312	0.8	7.9	0.16	10.75	19.8	4.01	24.0	1.93	7.68	0.18
	1317	0.8	8.7	0.16	10.75	19.8	4.01	22.0	1.92	8.82	0.16
	1322	0.8	9.5	0.16	10.75	19.9	4.01	19.9	1.92	7.77	0.17

WELL CAPACITY (L Per Ft): **0.75"** = 0.10; **1"** = 0.20; **1.25"** = 0.30; **2"** = 0.65; **3"** = 1.45; **4"** = 2.50; **5"** = 3.90; **6"** = 5.60; **8"** = 9.75; **10"** = 15.40; **12"** = 21.80

TUBING CAPACITY (L Per Ft): **1/16"** = 0.0006 ; **0.17"** = 0.0045 ; ¼ " = 0.0097 ; ⅜" = 0.0217 ; ½ " = 0.0386 ; ⅝" = 0.0603 ; ¾ " = 0.0869 ; ⅞" = 0.1182 ; **1"** = 0.1544

NOTES:

STABILIZATION CRITERIA (THREE CONSECUTIVE READINGS)

Drawdown:	±0.02'	**Turbidity:**	<10 NTU	**ORP:**	N/A
Temp.:	N/A	**Dissolved Oxygen:**	0.2 mg/L or	**Specific Conductance:**	± 5%
pH:	± 0.1 units		10% of saturation (whichever is greater)		

SAMPLING DATA

SAMPLED BY (PRINT) / AFFILIATION:	SAMPLER(S) SIGNATURES:	SAMPLING INITIATED AT:	SAMPLING ENDED AT:
J. McCann / AECOM	Justine McCann	1322	1326
PUMP OR TUBING DEPTH IN WELL (feet): 18	SAMPLE PUMP FLOW RATE (L per minute):	TUBING MATERIAL CODE: T	
FIELD DECONTAMINATION: Y (N)	FIELD-FILTERED: Y (N) Filtration Equipment Type:	FILTER SIZE: ____ µm	DUPLICATE: Y (N)

SAMPLE ID	SAMPLE CONTAINER SPECIFICATION			SAMPLE PRESERVATION	INTENDED ANALYSIS AND/OR METHOD	SAMPLING EQUIPMENT CODE
	# CONTAINERS	VOLUME	MATERIAL CODE	PRESERVATIVE USED		
MBS-8	3	40 ml	GG	HCl / 4°C	8260	PP

REMARKS:

MATERIAL CODES: **AG** = Amber Glass; **CG** = Clear Glass; **PE** = Polyethylene; **PP** = Polypropylene; **S** = Silicon; **T** = Teflon; **O** = Other (Specify)

SAMPLING / PURGING EQUIPMENT CODES: **APP** = After Peristaltic Pump; **B** = Bailer; **ESP** = Electric Submersible Pump; **PP** = Peristaltic Pump; **RFPP** = Reverse Flow Peristaltic Pump; **SM** = Straw Method (Tubing Gravity Drain); **VT** = Vacuum Trap; **O** = Other (Specify)

SOLUBILITY OF OXYGEN IN WATER
at normal atmospheric conditions[1]

Temperature °C	O2 Solubility mg/L	Temperature °C	O2 Solubility mg/L	Temperature °C	O2 Solubility mg/L
0	14.6	17	9.7	34	7.1
1	14.2	18	9.5	35	7.0
2	13.8	19	9.3	36	6.8
3	13.5	20	9.1	37	6.7
4	13.1	21	8.9	38	6.6
5	12.8	22	8.7	39	6.5
6	12.4	23	8.6	40	6.4
7	12.1	24	8.4	41	6.3
8	11.8	25	8.3	42	6.2
9	11.6	26	8.1	43	6.1
10	11.3	27	8.0	44	6.0
11	11.0	28	7.8	45	5.9
12	10.8	29	7.7	46	5.8
13	10.5	30	7.6	47	5.7
14	10.3	31	7.4	48	5.6
15	10.1	32	7.3	49	5.5
16	9.9	33	7.2	50	5.4

[1] Rounded to the nearest 0.1 mg/L.

Appendix C Laboratory Analytical Reports and Chain-of-Custody Documentation

TestAmerica

THE LEADER IN ENVIRONMENTAL TESTING

ANALYTICAL REPORT

TestAmerica Laboratories, Inc.
TestAmerica Nashville
2960 Foster Creighton Drive
Nashville, TN 37204
Tel: (615)726-0177

TestAmerica Job ID: 490-161417-1
Client Project/Site: C&D Conyers GA

For:
URS Corporation
1000 Corp Centre Drive
One Corp Centre Ste
Franklin, Tennessee 37067

Attn: Sara Meissner

Authorized for release by:
10/31/2018 7:14:52 PM

Ken Hayes, Project Manager II
(615)301-5035
ken.hayes@testamericainc.com

LINKS

Review your project results through TotalAccess

Have a Question? Ask The Expert

Visit us at: www.testamericainc.com

The test results in this report meet all 2003 NELAC and 2009 TNI requirements for accredited parameters, exceptions are noted in this report. This report may not be reproduced except in full, and with written approval from the laboratory. For questions please contact the Project Manager at the e-mail address or telephone number listed on this page.

This report has been electronically signed and authorized by the signatory. Electronic signature is intended to be the legally binding equivalent of a traditionally handwritten signature.

Results relate only to the items tested and the sample(s) as received by the laboratory.

Table of Contents

Cover Page 1
Table of Contents 2
Sample Summary 3
Case Narrative 4
Definitions 5
Client Sample Results 6
QC Sample Results 48
QC Association 73
Chronicle 75
Method Summary 79
Certification Summary 80
Chain of Custody 81
Default Detection Limits 84

Sample Summary

Client: URS Corporation
Project/Site: C&D Conyers GA

TestAmerica Job ID: 490-161417-1

Lab Sample ID	Client Sample ID	Matrix	Collected	Received
490-161417-1	MW-29SBR	Water	10/12/18 11:40	10/17/18 09:25
490-161417-2	OBS-8	Water	10/12/18 13:22	10/17/18 09:25
490-161417-3	MW-17	Water	10/12/18 14:07	10/17/18 09:25
490-161417-4	MW-21DBR	Water	10/12/18 15:37	10/17/18 09:25
490-161417-5	MW-36	Water	10/12/18 16:20	10/17/18 09:25
490-161417-6	MW-85BR	Water	10/12/18 16:40	10/17/18 09:25
490-161417-7	MW-28DBR	Water	10/15/18 10:22	10/17/18 09:25
490-161417-8	MW-3	Water	10/15/18 12:09	10/17/18 09:25
490-161417-9	MW-20	Water	10/15/18 14:13	10/17/18 09:25
490-161417-10	MW-5	Water	10/15/18 15:35	10/17/18 09:25
490-161417-11	MW-5D	Water	10/15/18 16:16	10/17/18 09:25
490-161417-12	MW-1	Water	10/15/18 17:18	10/17/18 09:25
490-161417-13	DUP-1	Water	10/15/18 01:01	10/17/18 09:25
490-161417-14	DUP-2	Water	10/15/18 01:01	10/17/18 09:25
490-161417-15	DMW-2D	Water	10/16/18 09:05	10/17/18 09:25
490-161417-16	MW-10	Water	10/16/18 09:20	10/17/18 09:25
490-161417-17	MW-38	Water	10/16/18 10:12	10/17/18 09:25
490-161417-18	MW-37	Water	10/16/18 10:20	10/17/18 09:25
490-161417-19	MW-30SBR	Water	10/16/18 11:20	10/17/18 09:25
490-161417-20	Trip Blank	Water	10/16/18 01:01	10/17/18 09:25
490-161417-21	CD-01	Water	10/16/18 10:45	10/17/18 09:25

Job ID: 490-161417-1

Laboratory: TestAmerica Nashville

Narrative

Job Narrative
490-161417-1

Comments
No additional comments.

Receipt
The samples were received on 10/17/2018 9:25 AM; the samples arrived in good condition, properly preserved and, where required, on ice. The temperature of the cooler at receipt was 1.2º C.

GC/MS VOA
Method 8260B: The method blank for analytical batch 490-550906 contained 1,2,4-Trimethylbenzene above the method detection limit. This target analyte concentration was less than half the reporting limit (1/2RL); therefore, re-extraction and re-analysis of samples was not performed.

Method 8260B: The following samples were diluted due to the nature of the sample matrix: OBS-8 (490-161417-2), MW-5 (490-161417-10), MW-5D (490-161417-11) and MW-38 (490-161417-17). Elevated reporting limits (RLs) are provided.

Method 8260B: The method blank for analytical batch 490-551276 contained Naphthalene above the method detection limit. This target analyte concentration was less than half the reporting limit (1/2RL); therefore, re-extraction and re-analysis of samples was not performed.

Method 8260B: The method blank for analytical batch 490-551127 contained 1,2,3-Trichlorobenzene, 1,2,4-Trimethylbenzene and Hexachlorobutadiene above the method detection limit. This target analyte concentration was less than half the reporting limit (1/2RL); therefore, re-extraction and re-analysis of samples was not performed.

No additional analytical or quality issues were noted, other than those described above or in the Definitions/Glossary page.

Metals
No analytical or quality issues were noted, other than those described in the Definitions/Glossary page.

VOA Prep
No analytical or quality issues were noted, other than those described in the Definitions/Glossary page.

Qualifiers

GC/MS VOA

Qualifier	Qualifier Description
J	Result is less than the RL but greater than or equal to the MDL and the concentration is an approximate value.
4	MS, MSD: The analyte present in the original sample is greater than 4 times the matrix spike concentration; therefore, control limits are not applicable.
F1	MS and/or MSD Recovery is outside acceptance limits.
B	Compound was found in the blank and sample.
F2	MS/MSD RPD exceeds control limits

Metals

Qualifier	Qualifier Description
B	Compound was found in the blank and sample.
J	Result is less than the RL but greater than or equal to the MDL and the concentration is an approximate value.

Glossary

Abbreviation	These commonly used abbreviations may or may not be present in this report.
¤	Listed under the "D" column to designate that the result is reported on a dry weight basis
%R	Percent Recovery
CFL	Contains Free Liquid
CNF	Contains No Free Liquid
DER	Duplicate Error Ratio (normalized absolute difference)
Dil Fac	Dilution Factor
DL	Detection Limit (DoD/DOE)
DL, RA, RE, IN	Indicates a Dilution, Re-analysis, Re-extraction, or additional Initial metals/anion analysis of the sample
DLC	Decision Level Concentration (Radiochemistry)
EDL	Estimated Detection Limit (Dioxin)
LOD	Limit of Detection (DoD/DOE)
LOQ	Limit of Quantitation (DoD/DOE)
MDA	Minimum Detectable Activity (Radiochemistry)
MDC	Minimum Detectable Concentration (Radiochemistry)
MDL	Method Detection Limit
ML	Minimum Level (Dioxin)
NC	Not Calculated
ND	Not Detected at the reporting limit (or MDL or EDL if shown)
PQL	Practical Quantitation Limit
QC	Quality Control
RER	Relative Error Ratio (Radiochemistry)
RL	Reporting Limit or Requested Limit (Radiochemistry)
RPD	Relative Percent Difference, a measure of the relative difference between two points
TEF	Toxicity Equivalent Factor (Dioxin)
TEQ	Toxicity Equivalent Quotient (Dioxin)

Client Sample ID: MW-29SBR
Date Collected: 10/12/18 11:40
Date Received: 10/17/18 09:25

Lab Sample ID: 490-161417-1
Matrix: Water

Method: 8260B - Volatile Organic Compounds (GC/MS)

Analyte	Result	Qualifier	RL	MDL	Unit	D	Prepared	Analyzed	Dil Fac
1,1,1,2-Tetrachloroethane	ND		1.00	0.150	ug/L			10/19/18 04:18	1
1,1,1-Trichloroethane	ND		1.00	0.190	ug/L			10/19/18 04:18	1
1,1,2,2-Tetrachloroethane	ND		1.00	0.190	ug/L			10/19/18 04:18	1
1,1,2-Trichloroethane	ND		1.00	0.190	ug/L			10/19/18 04:18	1
1,1-Dichloroethane	ND		1.00	0.240	ug/L			10/19/18 04:18	1
1,1-Dichloroethene	**0.371**	**J**	1.00	0.250	ug/L			10/19/18 04:18	1
1,1-Dichloropropene	ND		1.00	0.200	ug/L			10/19/18 04:18	1
1,2,3-Trichlorobenzene	ND		1.00	0.230	ug/L			10/19/18 04:18	1
1,2,3-Trichloropropane	ND		1.00	0.230	ug/L			10/19/18 04:18	1
1,2,4-Trichlorobenzene	ND		1.00	0.200	ug/L			10/19/18 04:18	1
1,2,4-Trimethylbenzene	ND		1.00	0.170	ug/L			10/19/18 04:18	1
1,2-Dibromo-3-Chloropropane	ND		10.0	0.940	ug/L			10/19/18 04:18	1
1,2-Dibromoethane (EDB)	ND		1.00	0.210	ug/L			10/19/18 04:18	1
1,2-Dichlorobenzene	ND		1.00	0.190	ug/L			10/19/18 04:18	1
1,2-Dichloroethane	ND		1.00	0.200	ug/L			10/19/18 04:18	1
1,2-Dichloropropane	ND		1.00	0.250	ug/L			10/19/18 04:18	1
1,3,5-Trimethylbenzene	ND		1.00	0.170	ug/L			10/19/18 04:18	1
1,3-Dichlorobenzene	ND		1.00	0.180	ug/L			10/19/18 04:18	1
1,3-Dichloropropane	ND		1.00	0.190	ug/L			10/19/18 04:18	1
1,4-Dichlorobenzene	ND		1.00	0.170	ug/L			10/19/18 04:18	1
2,2-Dichloropropane	ND		1.00	0.160	ug/L			10/19/18 04:18	1
2-Butanone (MEK)	ND		50.0	2.64	ug/L			10/19/18 04:18	1
2-Chlorotoluene	ND		1.00	0.180	ug/L			10/19/18 04:18	1
2-Hexanone	ND		10.0	1.28	ug/L			10/19/18 04:18	1
4-Chlorotoluene	ND		1.00	0.170	ug/L			10/19/18 04:18	1
4-Methyl-2-pentanone (MIBK)	ND		10.0	0.810	ug/L			10/19/18 04:18	1
Acetone	ND		25.0	2.66	ug/L			10/19/18 04:18	1
Benzene	ND		1.00	0.200	ug/L			10/19/18 04:18	1
Bromobenzene	ND		1.00	0.210	ug/L			10/19/18 04:18	1
Bromochloromethane	ND		1.00	0.150	ug/L			10/19/18 04:18	1
Bromodichloromethane	ND		1.00	0.170	ug/L			10/19/18 04:18	1
Bromoform	ND		1.00	0.290	ug/L			10/19/18 04:18	1
Bromomethane	ND		1.00	0.350	ug/L			10/19/18 04:18	1
Carbon disulfide	ND		1.00	0.220	ug/L			10/19/18 04:18	1
Carbon tetrachloride	ND		1.00	0.180	ug/L			10/19/18 04:18	1
Chlorobenzene	ND		1.00	0.180	ug/L			10/19/18 04:18	1
Chlorodibromomethane	ND		1.00	0.250	ug/L			10/19/18 04:18	1
Chloroethane	ND		1.00	0.360	ug/L			10/19/18 04:18	1
Chloroform	**1.86**		1.00	0.230	ug/L			10/19/18 04:18	1
Chloromethane	ND		1.00	0.360	ug/L			10/19/18 04:18	1
cis-1,2-Dichloroethene	ND		1.00	0.210	ug/L			10/19/18 04:18	1
cis-1,3-Dichloropropene	ND		1.00	0.170	ug/L			10/19/18 04:18	1
Dibromomethane	ND		1.00	0.450	ug/L			10/19/18 04:18	1
Dichlorodifluoromethane	ND		1.00	0.170	ug/L			10/19/18 04:18	1
Ethylbenzene	ND		1.00	0.190	ug/L			10/19/18 04:18	1
Hexachlorobutadiene	ND		2.00	0.380	ug/L			10/19/18 04:18	1
Isopropylbenzene	ND		1.00	0.330	ug/L			10/19/18 04:18	1
Methyl tert-butyl ether	ND		1.00	0.170	ug/L			10/19/18 04:18	1
Methylene Chloride	ND		5.00	1.00	ug/L			10/19/18 04:18	1

Client: URS Corporation
Project/Site: C&D Conyers GA

TestAmerica Job ID: 490-161417-1

Client Sample ID: MW-29SBR
Date Collected: 10/12/18 11:40
Date Received: 10/17/18 09:25

Lab Sample ID: 490-161417-1
Matrix: Water

Method: 8260B - Volatile Organic Compounds (GC/MS) (Continued)

Analyte	Result	Qualifier	RL	MDL	Unit	D	Prepared	Analyzed	Dil Fac
Naphthalene	ND		5.00	0.210	ug/L			10/19/18 04:18	1
n-Butylbenzene	ND		1.00	0.240	ug/L			10/19/18 04:18	1
N-Propylbenzene	ND		1.00	0.170	ug/L			10/19/18 04:18	1
p-Isopropyltoluene	ND		1.00	0.170	ug/L			10/19/18 04:18	1
sec-Butylbenzene	ND		1.00	0.170	ug/L			10/19/18 04:18	1
Styrene	ND		1.00	0.280	ug/L			10/19/18 04:18	1
tert-Butylbenzene	ND		1.00	0.170	ug/L			10/19/18 04:18	1
Tetrachloroethene	**6.08**		1.00	0.140	ug/L			10/19/18 04:18	1
Toluene	ND		1.00	0.170	ug/L			10/19/18 04:18	1
trans-1,2-Dichloroethene	ND		1.00	0.230	ug/L			10/19/18 04:18	1
trans-1,3-Dichloropropene	ND		1.00	0.170	ug/L			10/19/18 04:18	1
Trichloroethene	**36.3**		1.00	0.200	ug/L			10/19/18 04:18	1
Trichlorofluoromethane	ND		1.00	0.210	ug/L			10/19/18 04:18	1
Vinyl chloride	ND		1.00	0.180	ug/L			10/19/18 04:18	1
Xylenes, Total	ND		3.00	0.580	ug/L			10/19/18 04:18	1

Surrogate	*%Recovery*	*Qualifier*	*Limits*	*Prepared*	*Analyzed*	*Dil Fac*
1,2-Dichloroethane-d4 (Surr)	*90*		*70 - 130*		*10/19/18 04:18*	*1*
4-Bromofluorobenzene (Surr)	*100*		*70 - 130*		*10/19/18 04:18*	*1*
Dibromofluoromethane (Surr)	*99*		*70 - 130*		*10/19/18 04:18*	*1*
Toluene-d8 (Surr)	*100*		*70 - 130*		*10/19/18 04:18*	*1*

Client Sample ID: OBS-8
Date Collected: 10/12/18 13:22
Date Received: 10/17/18 09:25

Lab Sample ID: 490-161417-2
Matrix: Water

Method: 8260B - Volatile Organic Compounds (GC/MS)

Analyte	Result	Qualifier	RL	MDL	Unit	D	Prepared	Analyzed	Dil Fac
1,1,1,2-Tetrachloroethane	ND		5.00	0.750	ug/L			10/18/18 15:26	5
1,1,1-Trichloroethane	ND		5.00	0.950	ug/L			10/18/18 15:26	5
1,1,2,2-Tetrachloroethane	ND		5.00	0.950	ug/L			10/18/18 15:26	5
1,1,2-Trichloroethane	ND		5.00	0.950	ug/L			10/18/18 15:26	5
1,1-Dichloroethane	ND		5.00	1.20	ug/L			10/18/18 15:26	5
1,1-Dichloroethene	**1.68**	**J**	5.00	1.25	ug/L			10/18/18 15:26	5
1,1-Dichloropropene	ND		5.00	1.00	ug/L			10/18/18 15:26	5
1,2,3-Trichlorobenzene	ND		5.00	1.15	ug/L			10/18/18 15:26	5
1,2,3-Trichloropropane	ND		5.00	1.15	ug/L			10/18/18 15:26	5
1,2,4-Trichlorobenzene	ND		5.00	1.00	ug/L			10/18/18 15:26	5
1,2,4-Trimethylbenzene	ND		5.00	0.850	ug/L			10/18/18 15:26	5
1,2-Dibromo-3-Chloropropane	ND		50.0	4.70	ug/L			10/18/18 15:26	5
1,2-Dibromoethane (EDB)	ND		5.00	1.05	ug/L			10/18/18 15:26	5
1,2-Dichlorobenzene	ND		5.00	0.950	ug/L			10/18/18 15:26	5
1,2-Dichloroethane	ND		5.00	1.00	ug/L			10/18/18 15:26	5
1,2-Dichloropropane	ND		5.00	1.25	ug/L			10/18/18 15:26	5
1,3,5-Trimethylbenzene	ND		5.00	0.850	ug/L			10/18/18 15:26	5
1,3-Dichlorobenzene	ND		5.00	0.900	ug/L			10/18/18 15:26	5
1,3-Dichloropropane	ND		5.00	0.950	ug/L			10/18/18 15:26	5
1,4-Dichlorobenzene	ND		5.00	0.850	ug/L			10/18/18 15:26	5
2,2-Dichloropropane	ND		5.00	0.800	ug/L			10/18/18 15:26	5
2-Butanone (MEK)	ND		250	13.2	ug/L			10/18/18 15:26	5
2-Chlorotoluene	ND		5.00	0.900	ug/L			10/18/18 15:26	5
2-Hexanone	ND		50.0	6.40	ug/L			10/18/18 15:26	5
4-Chlorotoluene	ND		5.00	0.850	ug/L			10/18/18 15:26	5
4-Methyl-2-pentanone (MIBK)	ND		50.0	4.05	ug/L			10/18/18 15:26	5
Acetone	**32.9**	**J**	125	13.3	ug/L			10/18/18 15:26	5
Benzene	ND		5.00	1.00	ug/L			10/18/18 15:26	5
Bromobenzene	ND		5.00	1.05	ug/L			10/18/18 15:26	5
Bromochloromethane	ND		5.00	0.750	ug/L			10/18/18 15:26	5
Bromodichloromethane	ND		5.00	0.850	ug/L			10/18/18 15:26	5
Bromoform	ND		5.00	1.45	ug/L			10/18/18 15:26	5
Bromomethane	ND		5.00	1.75	ug/L			10/18/18 15:26	5
Carbon disulfide	**1.54**	**J**	5.00	1.10	ug/L			10/18/18 15:26	5
Carbon tetrachloride	ND		5.00	0.900	ug/L			10/18/18 15:26	5
Chlorobenzene	ND		5.00	0.900	ug/L			10/18/18 15:26	5
Chlorodibromomethane	ND		5.00	1.25	ug/L			10/18/18 15:26	5
Chloroethane	ND		5.00	1.80	ug/L			10/18/18 15:26	5
Chloroform	ND		5.00	1.15	ug/L			10/18/18 15:26	5
Chloromethane	ND		5.00	1.80	ug/L			10/18/18 15:26	5
cis-1,2-Dichloroethene	**92.6**		5.00	1.05	ug/L			10/18/18 15:26	5
cis-1,3-Dichloropropene	ND		5.00	0.850	ug/L			10/18/18 15:26	5
Dibromomethane	ND		5.00	2.25	ug/L			10/18/18 15:26	5
Dichlorodifluoromethane	ND		5.00	0.850	ug/L			10/18/18 15:26	5
Ethylbenzene	ND		5.00	0.950	ug/L			10/18/18 15:26	5
Hexachlorobutadiene	ND		10.0	1.90	ug/L			10/18/18 15:26	5
Isopropylbenzene	ND		5.00	1.65	ug/L			10/18/18 15:26	5
Methyl tert-butyl ether	ND		5.00	0.850	ug/L			10/18/18 15:26	5
Methylene Chloride	ND		25.0	5.00	ug/L			10/18/18 15:26	5

Client: URS Corporation
Project/Site: C&D Conyers GA

TestAmerica Job ID: 490-161417-1

Client Sample ID: OBS-8
Date Collected: 10/12/18 13:22
Date Received: 10/17/18 09:25

Lab Sample ID: 490-161417-2
Matrix: Water

Method: 8260B - Volatile Organic Compounds (GC/MS) (Continued)

Analyte	Result	Qualifier	RL	MDL	Unit	D	Prepared	Analyzed	Dil Fac
Naphthalene	ND		25.0	1.05	ug/L			10/18/18 15:26	5
n-Butylbenzene	ND		5.00	1.20	ug/L			10/18/18 15:26	5
N-Propylbenzene	ND		5.00	0.850	ug/L			10/18/18 15:26	5
p-Isopropyltoluene	ND		5.00	0.850	ug/L			10/18/18 15:26	5
sec-Butylbenzene	ND		5.00	0.850	ug/L			10/18/18 15:26	5
Styrene	ND		5.00	1.40	ug/L			10/18/18 15:26	5
tert-Butylbenzene	ND		5.00	0.850	ug/L			10/18/18 15:26	5
Tetrachloroethene	**1.13**	**J**	5.00	0.700	ug/L			10/18/18 15:26	5
Toluene	ND		5.00	0.850	ug/L			10/18/18 15:26	5
trans-1,2-Dichloroethene	ND		5.00	1.15	ug/L			10/18/18 15:26	5
trans-1,3-Dichloropropene	ND		5.00	0.850	ug/L			10/18/18 15:26	5
Trichloroethene	**721**		5.00	1.00	ug/L			10/18/18 15:26	5
Trichlorofluoromethane	ND		5.00	1.05	ug/L			10/18/18 15:26	5
Vinyl chloride	**1.13**	**J**	5.00	0.900	ug/L			10/18/18 15:26	5
Xylenes, Total	ND		15.0	2.90	ug/L			10/18/18 15:26	5

Surrogate	*%Recovery*	*Qualifier*	*Limits*	*Prepared*	*Analyzed*	*Dil Fac*
1,2-Dichloroethane-d4 (Surr)	*91*		*70 - 130*		*10/18/18 15:26*	*5*
4-Bromofluorobenzene (Surr)	*96*		*70 - 130*		*10/18/18 15:26*	*5*
Dibromofluoromethane (Surr)	*97*		*70 - 130*		*10/18/18 15:26*	*5*
Toluene-d8 (Surr)	*99*		*70 - 130*		*10/18/18 15:26*	*5*

Client Sample ID: MW-17
Date Collected: 10/12/18 14:07
Date Received: 10/17/18 09:25

Lab Sample ID: 490-161417-3
Matrix: Water

Method: 8260B - Volatile Organic Compounds (GC/MS)

Analyte	Result	Qualifier	RL	MDL	Unit	D	Prepared	Analyzed	Dil Fac
1,1,1,2-Tetrachloroethane	ND		1.00	0.150	ug/L			10/19/18 04:45	1
1,1,1-Trichloroethane	ND		1.00	0.190	ug/L			10/19/18 04:45	1
1,1,2,2-Tetrachloroethane	ND		1.00	0.190	ug/L			10/19/18 04:45	1
1,1,2-Trichloroethane	ND		1.00	0.190	ug/L			10/19/18 04:45	1
1,1-Dichloroethane	ND		1.00	0.240	ug/L			10/19/18 04:45	1
1,1-Dichloroethene	ND		1.00	0.250	ug/L			10/19/18 04:45	1
1,1-Dichloropropene	ND		1.00	0.200	ug/L			10/19/18 04:45	1
1,2,3-Trichlorobenzene	ND		1.00	0.230	ug/L			10/19/18 04:45	1
1,2,3-Trichloropropane	ND		1.00	0.230	ug/L			10/19/18 04:45	1
1,2,4-Trichlorobenzene	ND		1.00	0.200	ug/L			10/19/18 04:45	1
1,2,4-Trimethylbenzene	ND		1.00	0.170	ug/L			10/19/18 04:45	1
1,2-Dibromo-3-Chloropropane	ND		10.0	0.940	ug/L			10/19/18 04:45	1
1,2-Dibromoethane (EDB)	ND		1.00	0.210	ug/L			10/19/18 04:45	1
1,2-Dichlorobenzene	ND		1.00	0.190	ug/L			10/19/18 04:45	1
1,2-Dichloroethane	ND		1.00	0.200	ug/L			10/19/18 04:45	1
1,2-Dichloropropane	ND		1.00	0.250	ug/L			10/19/18 04:45	1
1,3,5-Trimethylbenzene	ND		1.00	0.170	ug/L			10/19/18 04:45	1
1,3-Dichlorobenzene	ND		1.00	0.180	ug/L			10/19/18 04:45	1
1,3-Dichloropropane	ND		1.00	0.190	ug/L			10/19/18 04:45	1
1,4-Dichlorobenzene	ND		1.00	0.170	ug/L			10/19/18 04:45	1
2,2-Dichloropropane	ND		1.00	0.160	ug/L			10/19/18 04:45	1
2-Butanone (MEK)	ND		50.0	2.64	ug/L			10/19/18 04:45	1
2-Chlorotoluene	ND		1.00	0.180	ug/L			10/19/18 04:45	1
2-Hexanone	ND		10.0	1.28	ug/L			10/19/18 04:45	1
4-Chlorotoluene	ND		1.00	0.170	ug/L			10/19/18 04:45	1
4-Methyl-2-pentanone (MIBK)	ND		10.0	0.810	ug/L			10/19/18 04:45	1
Acetone	ND		25.0	2.66	ug/L			10/19/18 04:45	1
Benzene	ND		1.00	0.200	ug/L			10/19/18 04:45	1
Bromobenzene	ND		1.00	0.210	ug/L			10/19/18 04:45	1
Bromochloromethane	ND		1.00	0.150	ug/L			10/19/18 04:45	1
Bromodichloromethane	ND		1.00	0.170	ug/L			10/19/18 04:45	1
Bromoform	ND		1.00	0.290	ug/L			10/19/18 04:45	1
Bromomethane	ND		1.00	0.350	ug/L			10/19/18 04:45	1
Carbon disulfide	ND		1.00	0.220	ug/L			10/19/18 04:45	1
Carbon tetrachloride	ND		1.00	0.180	ug/L			10/19/18 04:45	1
Chlorobenzene	ND		1.00	0.180	ug/L			10/19/18 04:45	1
Chlorodibromomethane	ND		1.00	0.250	ug/L			10/19/18 04:45	1
Chloroethane	ND		1.00	0.360	ug/L			10/19/18 04:45	1
Chloroform	ND		1.00	0.230	ug/L			10/19/18 04:45	1
Chloromethane	ND		1.00	0.360	ug/L			10/19/18 04:45	1
cis-1,2-Dichloroethene	ND		1.00	0.210	ug/L			10/19/18 04:45	1
cis-1,3-Dichloropropene	ND		1.00	0.170	ug/L			10/19/18 04:45	1
Dibromomethane	ND		1.00	0.450	ug/L			10/19/18 04:45	1
Dichlorodifluoromethane	ND		1.00	0.170	ug/L			10/19/18 04:45	1
Ethylbenzene	ND		1.00	0.190	ug/L			10/19/18 04:45	1
Hexachlorobutadiene	ND		2.00	0.380	ug/L			10/19/18 04:45	1
Isopropylbenzene	ND		1.00	0.330	ug/L			10/19/18 04:45	1
Methyl tert-butyl ether	ND		1.00	0.170	ug/L			10/19/18 04:45	1
Methylene Chloride	ND		5.00	1.00	ug/L			10/19/18 04:45	1

Client Sample ID: MW-17
Date Collected: 10/12/18 14:07
Date Received: 10/17/18 09:25

Lab Sample ID: 490-161417-3
Matrix: Water

Method: 8260B - Volatile Organic Compounds (GC/MS) (Continued)

Analyte	Result	Qualifier	RL	MDL	Unit	D	Prepared	Analyzed	Dil Fac
Naphthalene	ND		5.00	0.210	ug/L			10/19/18 04:45	1
n-Butylbenzene	ND		1.00	0.240	ug/L			10/19/18 04:45	1
N-Propylbenzene	ND		1.00	0.170	ug/L			10/19/18 04:45	1
p-Isopropyltoluene	ND		1.00	0.170	ug/L			10/19/18 04:45	1
sec-Butylbenzene	ND		1.00	0.170	ug/L			10/19/18 04:45	1
Styrene	ND		1.00	0.280	ug/L			10/19/18 04:45	1
tert-Butylbenzene	ND		1.00	0.170	ug/L			10/19/18 04:45	1
Tetrachloroethene	**4.75**		1.00	0.140	ug/L			10/19/18 04:45	1
Toluene	ND		1.00	0.170	ug/L			10/19/18 04:45	1
trans-1,2-Dichloroethene	ND		1.00	0.230	ug/L			10/19/18 04:45	1
trans-1,3-Dichloropropene	ND		1.00	0.170	ug/L			10/19/18 04:45	1
Trichloroethene	**1.03**		1.00	0.200	ug/L			10/19/18 04:45	1
Trichlorofluoromethane	ND		1.00	0.210	ug/L			10/19/18 04:45	1
Vinyl chloride	ND		1.00	0.180	ug/L			10/19/18 04:45	1
Xylenes, Total	ND		3.00	0.580	ug/L			10/19/18 04:45	1

Surrogate	*%Recovery*	*Qualifier*	*Limits*	*Prepared*	*Analyzed*	*Dil Fac*
1,2-Dichloroethane-d4 (Surr)	*89*		*70 - 130*		*10/19/18 04:45*	*1*
4-Bromofluorobenzene (Surr)	*96*		*70 - 130*		*10/19/18 04:45*	*1*
Dibromofluoromethane (Surr)	*100*		*70 - 130*		*10/19/18 04:45*	*1*
Toluene-d8 (Surr)	*101*		*70 - 130*		*10/19/18 04:45*	*1*

Client Sample ID: MW-21DBR
Date Collected: 10/12/18 15:37
Date Received: 10/17/18 09:25

Lab Sample ID: 490-161417-4
Matrix: Water

Method: 8260B - Volatile Organic Compounds (GC/MS)

Analyte	Result	Qualifier	RL	MDL	Unit	D	Prepared	Analyzed	Dil Fac
1,1,1,2-Tetrachloroethane	ND		1.00	0.150	ug/L			10/19/18 08:53	1
1,1,1-Trichloroethane	ND		1.00	0.190	ug/L			10/19/18 08:53	1
1,1,2,2-Tetrachloroethane	ND		1.00	0.190	ug/L			10/19/18 08:53	1
1,1,2-Trichloroethane	ND		1.00	0.190	ug/L			10/19/18 08:53	1
1,1-Dichloroethane	ND		1.00	0.240	ug/L			10/19/18 08:53	1
1,1-Dichloroethene	ND		1.00	0.250	ug/L			10/19/18 08:53	1
1,1-Dichloropropene	ND		1.00	0.200	ug/L			10/19/18 08:53	1
1,2,3-Trichlorobenzene	ND		1.00	0.230	ug/L			10/19/18 08:53	1
1,2,3-Trichloropropane	ND		1.00	0.230	ug/L			10/19/18 08:53	1
1,2,4-Trichlorobenzene	ND		1.00	0.200	ug/L			10/19/18 08:53	1
1,2,4-Trimethylbenzene	ND		1.00	0.170	ug/L			10/19/18 08:53	1
1,2-Dibromo-3-Chloropropane	ND		10.0	0.940	ug/L			10/19/18 08:53	1
1,2-Dibromoethane (EDB)	ND		1.00	0.210	ug/L			10/19/18 08:53	1
1,2-Dichlorobenzene	ND		1.00	0.190	ug/L			10/19/18 08:53	1
1,2-Dichloroethane	ND		1.00	0.200	ug/L			10/19/18 08:53	1
1,2-Dichloropropane	ND		1.00	0.250	ug/L			10/19/18 08:53	1
1,3,5-Trimethylbenzene	ND		1.00	0.170	ug/L			10/19/18 08:53	1
1,3-Dichlorobenzene	ND		1.00	0.180	ug/L			10/19/18 08:53	1
1,3-Dichloropropane	ND		1.00	0.190	ug/L			10/19/18 08:53	1
1,4-Dichlorobenzene	ND		1.00	0.170	ug/L			10/19/18 08:53	1
2,2-Dichloropropane	ND		1.00	0.160	ug/L			10/19/18 08:53	1
2-Butanone (MEK)	ND		50.0	2.64	ug/L			10/19/18 08:53	1
2-Chlorotoluene	ND		1.00	0.180	ug/L			10/19/18 08:53	1
2-Hexanone	ND		10.0	1.28	ug/L			10/19/18 08:53	1
4-Chlorotoluene	ND		1.00	0.170	ug/L			10/19/18 08:53	1
4-Methyl-2-pentanone (MIBK)	ND		10.0	0.810	ug/L			10/19/18 08:53	1
Acetone	ND		25.0	2.66	ug/L			10/19/18 08:53	1
Benzene	ND		1.00	0.200	ug/L			10/19/18 08:53	1
Bromobenzene	ND		1.00	0.210	ug/L			10/19/18 08:53	1
Bromochloromethane	ND		1.00	0.150	ug/L			10/19/18 08:53	1
Bromodichloromethane	ND		1.00	0.170	ug/L			10/19/18 08:53	1
Bromoform	ND		1.00	0.290	ug/L			10/19/18 08:53	1
Bromomethane	ND		1.00	0.350	ug/L			10/19/18 08:53	1
Carbon disulfide	ND		1.00	0.220	ug/L			10/19/18 08:53	1
Carbon tetrachloride	ND		1.00	0.180	ug/L			10/19/18 08:53	1
Chlorobenzene	ND		1.00	0.180	ug/L			10/19/18 08:53	1
Chlorodibromomethane	ND		1.00	0.250	ug/L			10/19/18 08:53	1
Chloroethane	ND		1.00	0.360	ug/L			10/19/18 08:53	1
Chloroform	ND		1.00	0.230	ug/L			10/19/18 08:53	1
Chloromethane	ND		1.00	0.360	ug/L			10/19/18 08:53	1
cis-1,2-Dichloroethene	**0.344**	**J**	1.00	0.210	ug/L			10/19/18 08:53	1
cis-1,3-Dichloropropene	ND		1.00	0.170	ug/L			10/19/18 08:53	1
Dibromomethane	ND		1.00	0.450	ug/L			10/19/18 08:53	1
Dichlorodifluoromethane	ND		1.00	0.170	ug/L			10/19/18 08:53	1
Ethylbenzene	ND		1.00	0.190	ug/L			10/19/18 08:53	1
Hexachlorobutadiene	ND		2.00	0.380	ug/L			10/19/18 08:53	1
Isopropylbenzene	ND		1.00	0.330	ug/L			10/19/18 08:53	1
Methyl tert-butyl ether	ND		1.00	0.170	ug/L			10/19/18 08:53	1
Methylene Chloride	ND		5.00	1.00	ug/L			10/19/18 08:53	1

Client Sample ID: MW-21DBR
Date Collected: 10/12/18 15:37
Date Received: 10/17/18 09:25

Lab Sample ID: 490-161417-4
Matrix: Water

Method: 8260B - Volatile Organic Compounds (GC/MS) (Continued)

Analyte	Result	Qualifier	RL	MDL	Unit	D	Prepared	Analyzed	Dil Fac
Naphthalene	ND		5.00	0.210	ug/L			10/19/18 08:53	1
n-Butylbenzene	ND		1.00	0.240	ug/L			10/19/18 08:53	1
N-Propylbenzene	ND		1.00	0.170	ug/L			10/19/18 08:53	1
p-Isopropyltoluene	ND		1.00	0.170	ug/L			10/19/18 08:53	1
sec-Butylbenzene	ND		1.00	0.170	ug/L			10/19/18 08:53	1
Styrene	ND		1.00	0.280	ug/L			10/19/18 08:53	1
tert-Butylbenzene	ND		1.00	0.170	ug/L			10/19/18 08:53	1
Tetrachloroethene	**2.02**		1.00	0.140	ug/L			10/19/18 08:53	1
Toluene	ND		1.00	0.170	ug/L			10/19/18 08:53	1
trans-1,2-Dichloroethene	ND		1.00	0.230	ug/L			10/19/18 08:53	1
trans-1,3-Dichloropropene	ND		1.00	0.170	ug/L			10/19/18 08:53	1
Trichloroethene	**17.1**		1.00	0.200	ug/L			10/19/18 08:53	1
Trichlorofluoromethane	ND		1.00	0.210	ug/L			10/19/18 08:53	1
Vinyl chloride	ND		1.00	0.180	ug/L			10/19/18 08:53	1
Xylenes, Total	ND		3.00	0.580	ug/L			10/19/18 08:53	1

Surrogate	*%Recovery*	*Qualifier*	*Limits*	*Prepared*	*Analyzed*	*Dil Fac*
1,2-Dichloroethane-d4 (Surr)	*91*		*70 - 130*		*10/19/18 08:53*	*1*
4-Bromofluorobenzene (Surr)	*99*		*70 - 130*		*10/19/18 08:53*	*1*
Dibromofluoromethane (Surr)	*102*		*70 - 130*		*10/19/18 08:53*	*1*
Toluene-d8 (Surr)	*102*		*70 - 130*		*10/19/18 08:53*	*1*

Client Sample ID: MW-36
Date Collected: 10/12/18 16:20
Date Received: 10/17/18 09:25

Lab Sample ID: 490-161417-5
Matrix: Water

Method: 8260B - Volatile Organic Compounds (GC/MS)

Analyte	Result	Qualifier	RL	MDL	Unit	D	Prepared	Analyzed	Dil Fac
1,1,1,2-Tetrachloroethane	ND		1.00	0.150	ug/L			10/19/18 05:13	1
1,1,1-Trichloroethane	ND		1.00	0.190	ug/L			10/19/18 05:13	1
1,1,2,2-Tetrachloroethane	ND		1.00	0.190	ug/L			10/19/18 05:13	1
1,1,2-Trichloroethane	ND		1.00	0.190	ug/L			10/19/18 05:13	1
1,1-Dichloroethane	ND		1.00	0.240	ug/L			10/19/18 05:13	1
1,1-Dichloroethene	**0.270**	**J**	1.00	0.250	ug/L			10/19/18 05:13	1
1,1-Dichloropropene	ND		1.00	0.200	ug/L			10/19/18 05:13	1
1,2,3-Trichlorobenzene	ND		1.00	0.230	ug/L			10/19/18 05:13	1
1,2,3-Trichloropropane	ND		1.00	0.230	ug/L			10/19/18 05:13	1
1,2,4-Trichlorobenzene	ND		1.00	0.200	ug/L			10/19/18 05:13	1
1,2,4-Trimethylbenzene	ND		1.00	0.170	ug/L			10/19/18 05:13	1
1,2-Dibromo-3-Chloropropane	ND		10.0	0.940	ug/L			10/19/18 05:13	1
1,2-Dibromoethane (EDB)	ND		1.00	0.210	ug/L			10/19/18 05:13	1
1,2-Dichlorobenzene	ND		1.00	0.190	ug/L			10/19/18 05:13	1
1,2-Dichloroethane	ND		1.00	0.200	ug/L			10/19/18 05:13	1
1,2-Dichloropropane	ND		1.00	0.250	ug/L			10/19/18 05:13	1
1,3,5-Trimethylbenzene	ND		1.00	0.170	ug/L			10/19/18 05:13	1
1,3-Dichlorobenzene	ND		1.00	0.180	ug/L			10/19/18 05:13	1
1,3-Dichloropropane	ND		1.00	0.190	ug/L			10/19/18 05:13	1
1,4-Dichlorobenzene	ND		1.00	0.170	ug/L			10/19/18 05:13	1
2,2-Dichloropropane	ND		1.00	0.160	ug/L			10/19/18 05:13	1
2-Butanone (MEK)	ND		50.0	2.64	ug/L			10/19/18 05:13	1
2-Chlorotoluene	ND		1.00	0.180	ug/L			10/19/18 05:13	1
2-Hexanone	ND		10.0	1.28	ug/L			10/19/18 05:13	1
4-Chlorotoluene	ND		1.00	0.170	ug/L			10/19/18 05:13	1
4-Methyl-2-pentanone (MIBK)	ND		10.0	0.810	ug/L			10/19/18 05:13	1
Acetone	ND		25.0	2.66	ug/L			10/19/18 05:13	1
Benzene	ND		1.00	0.200	ug/L			10/19/18 05:13	1
Bromobenzene	ND		1.00	0.210	ug/L			10/19/18 05:13	1
Bromochloromethane	ND		1.00	0.150	ug/L			10/19/18 05:13	1
Bromodichloromethane	ND		1.00	0.170	ug/L			10/19/18 05:13	1
Bromoform	ND		1.00	0.290	ug/L			10/19/18 05:13	1
Bromomethane	ND		1.00	0.350	ug/L			10/19/18 05:13	1
Carbon disulfide	ND		1.00	0.220	ug/L			10/19/18 05:13	1
Carbon tetrachloride	ND		1.00	0.180	ug/L			10/19/18 05:13	1
Chlorobenzene	ND		1.00	0.180	ug/L			10/19/18 05:13	1
Chlorodibromomethane	ND		1.00	0.250	ug/L			10/19/18 05:13	1
Chloroethane	ND		1.00	0.360	ug/L			10/19/18 05:13	1
Chloroform	**0.434**	**J**	1.00	0.230	ug/L			10/19/18 05:13	1
Chloromethane	ND		1.00	0.360	ug/L			10/19/18 05:13	1
cis-1,2-Dichloroethene	**0.298**	**J**	1.00	0.210	ug/L			10/19/18 05:13	1
cis-1,3-Dichloropropene	ND		1.00	0.170	ug/L			10/19/18 05:13	1
Dibromomethane	ND		1.00	0.450	ug/L			10/19/18 05:13	1
Dichlorodifluoromethane	ND		1.00	0.170	ug/L			10/19/18 05:13	1
Ethylbenzene	ND		1.00	0.190	ug/L			10/19/18 05:13	1
Hexachlorobutadiene	ND		2.00	0.380	ug/L			10/19/18 05:13	1
Isopropylbenzene	ND		1.00	0.330	ug/L			10/19/18 05:13	1
Methyl tert-butyl ether	ND		1.00	0.170	ug/L			10/19/18 05:13	1
Methylene Chloride	ND		5.00	1.00	ug/L			10/19/18 05:13	1

Client: URS Corporation
Project/Site: C&D Conyers GA

TestAmerica Job ID: 490-161417-1

Client Sample ID: MW-36
Date Collected: 10/12/18 16:20
Date Received: 10/17/18 09:25

Lab Sample ID: 490-161417-5
Matrix: Water

Method: 8260B - Volatile Organic Compounds (GC/MS) (Continued)

Analyte	Result	Qualifier	RL	MDL	Unit	D	Prepared	Analyzed	Dil Fac
Naphthalene	ND		5.00	0.210	ug/L			10/19/18 05:13	1
n-Butylbenzene	ND		1.00	0.240	ug/L			10/19/18 05:13	1
N-Propylbenzene	ND		1.00	0.170	ug/L			10/19/18 05:13	1
p-Isopropyltoluene	ND		1.00	0.170	ug/L			10/19/18 05:13	1
sec-Butylbenzene	ND		1.00	0.170	ug/L			10/19/18 05:13	1
Styrene	ND		1.00	0.280	ug/L			10/19/18 05:13	1
tert-Butylbenzene	ND		1.00	0.170	ug/L			10/19/18 05:13	1
Tetrachloroethene	**4.08**		1.00	0.140	ug/L			10/19/18 05:13	1
Toluene	ND		1.00	0.170	ug/L			10/19/18 05:13	1
trans-1,2-Dichloroethene	ND		1.00	0.230	ug/L			10/19/18 05:13	1
trans-1,3-Dichloropropene	ND		1.00	0.170	ug/L			10/19/18 05:13	1
Trichloroethene	**158**		1.00	0.200	ug/L			10/19/18 05:13	1
Trichlorofluoromethane	ND		1.00	0.210	ug/L			10/19/18 05:13	1
Vinyl chloride	ND		1.00	0.180	ug/L			10/19/18 05:13	1
Xylenes, Total	ND		3.00	0.580	ug/L			10/19/18 05:13	1

Surrogate	*%Recovery*	*Qualifier*	*Limits*	*Prepared*	*Analyzed*	*Dil Fac*
1,2-Dichloroethane-d4 (Surr)	*90*		*70 - 130*		*10/19/18 05:13*	*1*
4-Bromofluorobenzene (Surr)	*99*		*70 - 130*		*10/19/18 05:13*	*1*
Dibromofluoromethane (Surr)	*99*		*70 - 130*		*10/19/18 05:13*	*1*
Toluene-d8 (Surr)	*100*		*70 - 130*		*10/19/18 05:13*	*1*

Client Sample ID: MW-85BR
Date Collected: 10/12/18 16:40
Date Received: 10/17/18 09:25

Lab Sample ID: 490-161417-6
Matrix: Water

Method: 8260B - Volatile Organic Compounds (GC/MS)

Analyte	Result	Qualifier	RL	MDL	Unit	D	Prepared	Analyzed	Dil Fac
1,1,1,2-Tetrachloroethane	ND		1.00	0.150	ug/L			10/19/18 08:26	1
1,1,1-Trichloroethane	ND		1.00	0.190	ug/L			10/19/18 08:26	1
1,1,2,2-Tetrachloroethane	ND		1.00	0.190	ug/L			10/19/18 08:26	1
1,1,2-Trichloroethane	ND		1.00	0.190	ug/L			10/19/18 08:26	1
1,1-Dichloroethane	ND		1.00	0.240	ug/L			10/19/18 08:26	1
1,1-Dichloroethene	ND		1.00	0.250	ug/L			10/19/18 08:26	1
1,1-Dichloropropene	ND		1.00	0.200	ug/L			10/19/18 08:26	1
1,2,3-Trichlorobenzene	ND		1.00	0.230	ug/L			10/19/18 08:26	1
1,2,3-Trichloropropane	ND		1.00	0.230	ug/L			10/19/18 08:26	1
1,2,4-Trichlorobenzene	ND		1.00	0.200	ug/L			10/19/18 08:26	1
1,2,4-Trimethylbenzene	ND		1.00	0.170	ug/L			10/19/18 08:26	1
1,2-Dibromo-3-Chloropropane	ND		10.0	0.940	ug/L			10/19/18 08:26	1
1,2-Dibromoethane (EDB)	ND		1.00	0.210	ug/L			10/19/18 08:26	1
1,2-Dichlorobenzene	ND		1.00	0.190	ug/L			10/19/18 08:26	1
1,2-Dichloroethane	ND		1.00	0.200	ug/L			10/19/18 08:26	1
1,2-Dichloropropane	ND		1.00	0.250	ug/L			10/19/18 08:26	1
1,3,5-Trimethylbenzene	ND		1.00	0.170	ug/L			10/19/18 08:26	1
1,3-Dichlorobenzene	ND		1.00	0.180	ug/L			10/19/18 08:26	1
1,3-Dichloropropane	ND		1.00	0.190	ug/L			10/19/18 08:26	1
1,4-Dichlorobenzene	ND		1.00	0.170	ug/L			10/19/18 08:26	1
2,2-Dichloropropane	ND		1.00	0.160	ug/L			10/19/18 08:26	1
2-Butanone (MEK)	ND		50.0	2.64	ug/L			10/19/18 08:26	1
2-Chlorotoluene	ND		1.00	0.180	ug/L			10/19/18 08:26	1
2-Hexanone	ND		10.0	1.28	ug/L			10/19/18 08:26	1
4-Chlorotoluene	ND		1.00	0.170	ug/L			10/19/18 08:26	1
4-Methyl-2-pentanone (MIBK)	ND		10.0	0.810	ug/L			10/19/18 08:26	1
Acetone	ND		25.0	2.66	ug/L			10/19/18 08:26	1
Benzene	ND		1.00	0.200	ug/L			10/19/18 08:26	1
Bromobenzene	ND		1.00	0.210	ug/L			10/19/18 08:26	1
Bromochloromethane	ND		1.00	0.150	ug/L			10/19/18 08:26	1
Bromodichloromethane	ND		1.00	0.170	ug/L			10/19/18 08:26	1
Bromoform	ND		1.00	0.290	ug/L			10/19/18 08:26	1
Bromomethane	ND		1.00	0.350	ug/L			10/19/18 08:26	1
Carbon disulfide	ND		1.00	0.220	ug/L			10/19/18 08:26	1
Carbon tetrachloride	ND		1.00	0.180	ug/L			10/19/18 08:26	1
Chlorobenzene	ND		1.00	0.180	ug/L			10/19/18 08:26	1
Chlorodibromomethane	ND		1.00	0.250	ug/L			10/19/18 08:26	1
Chloroethane	ND		1.00	0.360	ug/L			10/19/18 08:26	1
Chloroform	**0.518**	**J**	1.00	0.230	ug/L			10/19/18 08:26	1
Chloromethane	ND		1.00	0.360	ug/L			10/19/18 08:26	1
cis-1,2-Dichloroethene	**0.441**	**J**	1.00	0.210	ug/L			10/19/18 08:26	1
cis-1,3-Dichloropropene	ND		1.00	0.170	ug/L			10/19/18 08:26	1
Dibromomethane	ND		1.00	0.450	ug/L			10/19/18 08:26	1
Dichlorodifluoromethane	ND		1.00	0.170	ug/L			10/19/18 08:26	1
Ethylbenzene	ND		1.00	0.190	ug/L			10/19/18 08:26	1
Hexachlorobutadiene	ND		2.00	0.380	ug/L			10/19/18 08:26	1
Isopropylbenzene	ND		1.00	0.330	ug/L			10/19/18 08:26	1
Methyl tert-butyl ether	ND		1.00	0.170	ug/L			10/19/18 08:26	1
Methylene Chloride	ND		5.00	1.00	ug/L			10/19/18 08:26	1

Client Sample ID: MW-85BR
Date Collected: 10/12/18 16:40
Date Received: 10/17/18 09:25

Lab Sample ID: 490-161417-6
Matrix: Water

Method: 8260B - Volatile Organic Compounds (GC/MS) (Continued)

Analyte	Result	Qualifier	RL	MDL	Unit	D	Prepared	Analyzed	Dil Fac
Naphthalene	ND		5.00	0.210	ug/L			10/19/18 08:26	1
n-Butylbenzene	ND		1.00	0.240	ug/L			10/19/18 08:26	1
N-Propylbenzene	ND		1.00	0.170	ug/L			10/19/18 08:26	1
p-Isopropyltoluene	ND		1.00	0.170	ug/L			10/19/18 08:26	1
sec-Butylbenzene	ND		1.00	0.170	ug/L			10/19/18 08:26	1
Styrene	ND		1.00	0.280	ug/L			10/19/18 08:26	1
tert-Butylbenzene	ND		1.00	0.170	ug/L			10/19/18 08:26	1
Tetrachloroethene	**1.43**		1.00	0.140	ug/L			10/19/18 08:26	1
Toluene	ND		1.00	0.170	ug/L			10/19/18 08:26	1
trans-1,2-Dichloroethene	ND		1.00	0.230	ug/L			10/19/18 08:26	1
trans-1,3-Dichloropropene	ND		1.00	0.170	ug/L			10/19/18 08:26	1
Trichloroethene	**401**		5.00	1.00	ug/L			10/19/18 14:22	5
Trichlorofluoromethane	ND		1.00	0.210	ug/L			10/19/18 08:26	1
Vinyl chloride	ND		1.00	0.180	ug/L			10/19/18 08:26	1
Xylenes, Total	ND		3.00	0.580	ug/L			10/19/18 08:26	1

Surrogate	*%Recovery*	*Qualifier*	*Limits*	*Prepared*	*Analyzed*	*Dil Fac*
1,2-Dichloroethane-d4 (Surr)	*93*		*70 - 130*		*10/19/18 08:26*	*1*
1,2-Dichloroethane-d4 (Surr)	*89*		*70 - 130*		*10/19/18 14:22*	*5*
4-Bromofluorobenzene (Surr)	*96*		*70 - 130*		*10/19/18 08:26*	*1*
4-Bromofluorobenzene (Surr)	*97*		*70 - 130*		*10/19/18 14:22*	*5*
Dibromofluoromethane (Surr)	*104*		*70 - 130*		*10/19/18 08:26*	*1*
Dibromofluoromethane (Surr)	*97*		*70 - 130*		*10/19/18 14:22*	*5*
Toluene-d8 (Surr)	*101*		*70 - 130*		*10/19/18 08:26*	*1*
Toluene-d8 (Surr)	*101*		*70 - 130*		*10/19/18 14:22*	*5*

Client Sample ID: MW-28DBR
Date Collected: 10/15/18 10:22
Date Received: 10/17/18 09:25

Lab Sample ID: 490-161417-7
Matrix: Water

Method: 8260B - Volatile Organic Compounds (GC/MS)

Analyte	Result	Qualifier	RL	MDL	Unit	D	Prepared	Analyzed	Dil Fac
1,1,1,2-Tetrachloroethane	ND		1.00	0.150	ug/L			10/18/18 18:39	1
1,1,1-Trichloroethane	ND		1.00	0.190	ug/L			10/18/18 18:39	1
1,1,2,2-Tetrachloroethane	ND		1.00	0.190	ug/L			10/18/18 18:39	1
1,1,2-Trichloroethane	ND		1.00	0.190	ug/L			10/18/18 18:39	1
1,1-Dichloroethane	ND		1.00	0.240	ug/L			10/18/18 18:39	1
1,1-Dichloroethene	ND		1.00	0.250	ug/L			10/18/18 18:39	1
1,1-Dichloropropene	ND		1.00	0.200	ug/L			10/18/18 18:39	1
1,2,3-Trichlorobenzene	ND		1.00	0.230	ug/L			10/18/18 18:39	1
1,2,3-Trichloropropane	ND		1.00	0.230	ug/L			10/18/18 18:39	1
1,2,4-Trichlorobenzene	ND		1.00	0.200	ug/L			10/18/18 18:39	1
1,2,4-Trimethylbenzene	**0.181**	**J B**	1.00	0.170	ug/L			10/18/18 18:39	1
1,2-Dibromo-3-Chloropropane	ND		10.0	0.940	ug/L			10/18/18 18:39	1
1,2-Dibromoethane (EDB)	ND		1.00	0.210	ug/L			10/18/18 18:39	1
1,2-Dichlorobenzene	ND		1.00	0.190	ug/L			10/18/18 18:39	1
1,2-Dichloroethane	ND		1.00	0.200	ug/L			10/18/18 18:39	1
1,2-Dichloropropane	ND		1.00	0.250	ug/L			10/18/18 18:39	1
1,3,5-Trimethylbenzene	ND		1.00	0.170	ug/L			10/18/18 18:39	1
1,3-Dichlorobenzene	ND		1.00	0.180	ug/L			10/18/18 18:39	1
1,3-Dichloropropane	ND		1.00	0.190	ug/L			10/18/18 18:39	1
1,4-Dichlorobenzene	ND		1.00	0.170	ug/L			10/18/18 18:39	1
2,2-Dichloropropane	ND		1.00	0.160	ug/L			10/18/18 18:39	1
2-Butanone (MEK)	ND		50.0	2.64	ug/L			10/18/18 18:39	1
2-Chlorotoluene	ND		1.00	0.180	ug/L			10/18/18 18:39	1
2-Hexanone	ND		10.0	1.28	ug/L			10/18/18 18:39	1
4-Chlorotoluene	ND		1.00	0.170	ug/L			10/18/18 18:39	1
4-Methyl-2-pentanone (MIBK)	ND		10.0	0.810	ug/L			10/18/18 18:39	1
Acetone	ND		25.0	2.66	ug/L			10/18/18 18:39	1
Benzene	ND		1.00	0.200	ug/L			10/18/18 18:39	1
Bromobenzene	ND		1.00	0.210	ug/L			10/18/18 18:39	1
Bromochloromethane	ND		1.00	0.150	ug/L			10/18/18 18:39	1
Bromodichloromethane	ND		1.00	0.170	ug/L			10/18/18 18:39	1
Bromoform	ND		1.00	0.290	ug/L			10/18/18 18:39	1
Bromomethane	ND		1.00	0.350	ug/L			10/18/18 18:39	1
Carbon disulfide	ND		1.00	0.220	ug/L			10/18/18 18:39	1
Carbon tetrachloride	ND		1.00	0.180	ug/L			10/18/18 18:39	1
Chlorobenzene	ND		1.00	0.180	ug/L			10/18/18 18:39	1
Chlorodibromomethane	ND		1.00	0.250	ug/L			10/18/18 18:39	1
Chloroethane	ND		1.00	0.360	ug/L			10/18/18 18:39	1
Chloroform	ND		1.00	0.230	ug/L			10/18/18 18:39	1
Chloromethane	ND		1.00	0.360	ug/L			10/18/18 18:39	1
cis-1,2-Dichloroethene	**4.68**		1.00	0.210	ug/L			10/18/18 18:39	1
cis-1,3-Dichloropropene	ND		1.00	0.170	ug/L			10/18/18 18:39	1
Dibromomethane	ND		1.00	0.450	ug/L			10/18/18 18:39	1
Dichlorodifluoromethane	ND		1.00	0.170	ug/L			10/18/18 18:39	1
Ethylbenzene	ND		1.00	0.190	ug/L			10/18/18 18:39	1
Hexachlorobutadiene	ND		2.00	0.380	ug/L			10/18/18 18:39	1
Isopropylbenzene	ND		1.00	0.330	ug/L			10/18/18 18:39	1
Methyl tert-butyl ether	ND		1.00	0.170	ug/L			10/18/18 18:39	1
Methylene Chloride	ND		5.00	1.00	ug/L			10/18/18 18:39	1

Client Sample ID: MW-28DBR
Date Collected: 10/15/18 10:22
Date Received: 10/17/18 09:25

Lab Sample ID: 490-161417-7
Matrix: Water

Method: 8260B - Volatile Organic Compounds (GC/MS) (Continued)

Analyte	Result	Qualifier	RL	MDL	Unit	D	Prepared	Analyzed	Dil Fac
Naphthalene	ND		5.00	0.210	ug/L			10/18/18 18:39	1
n-Butylbenzene	ND		1.00	0.240	ug/L			10/18/18 18:39	1
N-Propylbenzene	ND		1.00	0.170	ug/L			10/18/18 18:39	1
p-Isopropyltoluene	ND		1.00	0.170	ug/L			10/18/18 18:39	1
sec-Butylbenzene	ND		1.00	0.170	ug/L			10/18/18 18:39	1
Styrene	ND		1.00	0.280	ug/L			10/18/18 18:39	1
tert-Butylbenzene	ND		1.00	0.170	ug/L			10/18/18 18:39	1
Tetrachloroethene	**4.08**		1.00	0.140	ug/L			10/18/18 18:39	1
Toluene	ND		1.00	0.170	ug/L			10/18/18 18:39	1
trans-1,2-Dichloroethene	ND		1.00	0.230	ug/L			10/18/18 18:39	1
trans-1,3-Dichloropropene	ND		1.00	0.170	ug/L			10/18/18 18:39	1
Trichloroethene	**29.2**		1.00	0.200	ug/L			10/18/18 18:39	1
Trichlorofluoromethane	ND		1.00	0.210	ug/L			10/18/18 18:39	1
Vinyl chloride	ND		1.00	0.180	ug/L			10/18/18 18:39	1
Xylenes, Total	ND		3.00	0.580	ug/L			10/18/18 18:39	1

Surrogate	*%Recovery*	*Qualifier*	*Limits*	*Prepared*	*Analyzed*	*Dil Fac*
1,2-Dichloroethane-d4 (Surr)	*91*		*70 - 130*		*10/18/18 18:39*	*1*
4-Bromofluorobenzene (Surr)	*98*		*70 - 130*		*10/18/18 18:39*	*1*
Dibromofluoromethane (Surr)	*99*		*70 - 130*		*10/18/18 18:39*	*1*
Toluene-d8 (Surr)	*99*		*70 - 130*		*10/18/18 18:39*	*1*

Client Sample ID: MW-3
Date Collected: 10/15/18 12:09
Date Received: 10/17/18 09:25

Lab Sample ID: 490-161417-8
Matrix: Water

Method: 8260B - Volatile Organic Compounds (GC/MS)

Analyte	Result	Qualifier	RL	MDL	Unit	D	Prepared	Analyzed	Dil Fac
1,1,1,2-Tetrachloroethane	ND		1.00	0.150	ug/L			10/19/18 05:40	1
1,1,1-Trichloroethane	ND		1.00	0.190	ug/L			10/19/18 05:40	1
1,1,2,2-Tetrachloroethane	ND		1.00	0.190	ug/L			10/19/18 05:40	1
1,1,2-Trichloroethane	ND		1.00	0.190	ug/L			10/19/18 05:40	1
1,1-Dichloroethane	ND		1.00	0.240	ug/L			10/19/18 05:40	1
1,1-Dichloroethene	ND		1.00	0.250	ug/L			10/19/18 05:40	1
1,1-Dichloropropene	ND		1.00	0.200	ug/L			10/19/18 05:40	1
1,2,3-Trichlorobenzene	ND		1.00	0.230	ug/L			10/19/18 05:40	1
1,2,3-Trichloropropane	ND		1.00	0.230	ug/L			10/19/18 05:40	1
1,2,4-Trichlorobenzene	ND		1.00	0.200	ug/L			10/19/18 05:40	1
1,2,4-Trimethylbenzene	**0.216**	**J B**	1.00	0.170	ug/L			10/19/18 05:40	1
1,2-Dibromo-3-Chloropropane	ND		10.0	0.940	ug/L			10/19/18 05:40	1
1,2-Dibromoethane (EDB)	ND		1.00	0.210	ug/L			10/19/18 05:40	1
1,2-Dichlorobenzene	ND		1.00	0.190	ug/L			10/19/18 05:40	1
1,2-Dichloroethane	ND		1.00	0.200	ug/L			10/19/18 05:40	1
1,2-Dichloropropane	ND		1.00	0.250	ug/L			10/19/18 05:40	1
1,3,5-Trimethylbenzene	ND		1.00	0.170	ug/L			10/19/18 05:40	1
1,3-Dichlorobenzene	ND		1.00	0.180	ug/L			10/19/18 05:40	1
1,3-Dichloropropane	ND		1.00	0.190	ug/L			10/19/18 05:40	1
1,4-Dichlorobenzene	ND		1.00	0.170	ug/L			10/19/18 05:40	1
2,2-Dichloropropane	ND		1.00	0.160	ug/L			10/19/18 05:40	1
2-Butanone (MEK)	ND		50.0	2.64	ug/L			10/19/18 05:40	1
2-Chlorotoluene	ND		1.00	0.180	ug/L			10/19/18 05:40	1
2-Hexanone	ND		10.0	1.28	ug/L			10/19/18 05:40	1
4-Chlorotoluene	ND		1.00	0.170	ug/L			10/19/18 05:40	1
4-Methyl-2-pentanone (MIBK)	ND		10.0	0.810	ug/L			10/19/18 05:40	1
Acetone	ND		25.0	2.66	ug/L			10/19/18 05:40	1
Benzene	ND		1.00	0.200	ug/L			10/19/18 05:40	1
Bromobenzene	ND		1.00	0.210	ug/L			10/19/18 05:40	1
Bromochloromethane	ND		1.00	0.150	ug/L			10/19/18 05:40	1
Bromodichloromethane	ND		1.00	0.170	ug/L			10/19/18 05:40	1
Bromoform	ND		1.00	0.290	ug/L			10/19/18 05:40	1
Bromomethane	ND		1.00	0.350	ug/L			10/19/18 05:40	1
Carbon disulfide	ND		1.00	0.220	ug/L			10/19/18 05:40	1
Carbon tetrachloride	ND		1.00	0.180	ug/L			10/19/18 05:40	1
Chlorobenzene	ND		1.00	0.180	ug/L			10/19/18 05:40	1
Chlorodibromomethane	ND		1.00	0.250	ug/L			10/19/18 05:40	1
Chloroethane	ND		1.00	0.360	ug/L			10/19/18 05:40	1
Chloroform	**0.543**	**J**	1.00	0.230	ug/L			10/19/18 05:40	1
Chloromethane	ND		1.00	0.360	ug/L			10/19/18 05:40	1
cis-1,2-Dichloroethene	ND		1.00	0.210	ug/L			10/19/18 05:40	1
cis-1,3-Dichloropropene	ND		1.00	0.170	ug/L			10/19/18 05:40	1
Dibromomethane	ND		1.00	0.450	ug/L			10/19/18 05:40	1
Dichlorodifluoromethane	ND		1.00	0.170	ug/L			10/19/18 05:40	1
Ethylbenzene	ND		1.00	0.190	ug/L			10/19/18 05:40	1
Hexachlorobutadiene	ND		2.00	0.380	ug/L			10/19/18 05:40	1
Isopropylbenzene	ND		1.00	0.330	ug/L			10/19/18 05:40	1
Methyl tert-butyl ether	ND		1.00	0.170	ug/L			10/19/18 05:40	1
Methylene Chloride	ND		5.00	1.00	ug/L			10/19/18 05:40	1

Client: URS Corporation
Project/Site: C&D Conyers GA

TestAmerica Job ID: 490-161417-1

Client Sample ID: MW-3
Date Collected: 10/15/18 12:09
Date Received: 10/17/18 09:25

Lab Sample ID: 490-161417-8
Matrix: Water

Method: 8260B - Volatile Organic Compounds (GC/MS) (Continued)

Analyte	Result	Qualifier	RL	MDL	Unit	D	Prepared	Analyzed	Dil Fac
Naphthalene	ND		5.00	0.210	ug/L			10/19/18 05:40	1
n-Butylbenzene	ND		1.00	0.240	ug/L			10/19/18 05:40	1
N-Propylbenzene	ND		1.00	0.170	ug/L			10/19/18 05:40	1
p-Isopropyltoluene	ND		1.00	0.170	ug/L			10/19/18 05:40	1
sec-Butylbenzene	ND		1.00	0.170	ug/L			10/19/18 05:40	1
Styrene	ND		1.00	0.280	ug/L			10/19/18 05:40	1
tert-Butylbenzene	ND		1.00	0.170	ug/L			10/19/18 05:40	1
Tetrachloroethene	**0.910**	**J**	1.00	0.140	ug/L			10/19/18 05:40	1
Toluene	**0.179**	**J**	1.00	0.170	ug/L			10/19/18 05:40	1
trans-1,2-Dichloroethene	ND		1.00	0.230	ug/L			10/19/18 05:40	1
trans-1,3-Dichloropropene	ND		1.00	0.170	ug/L			10/19/18 05:40	1
Trichloroethene	**71.6**		1.00	0.200	ug/L			10/19/18 05:40	1
Trichlorofluoromethane	ND		1.00	0.210	ug/L			10/19/18 05:40	1
Vinyl chloride	ND		1.00	0.180	ug/L			10/19/18 05:40	1
Xylenes, Total	ND		3.00	0.580	ug/L			10/19/18 05:40	1

Surrogate	*%Recovery*	*Qualifier*	*Limits*	*Prepared*	*Analyzed*	*Dil Fac*
1,2-Dichloroethane-d4 (Surr)	*91*		*70 - 130*		*10/19/18 05:40*	*1*
4-Bromofluorobenzene (Surr)	*98*		*70 - 130*		*10/19/18 05:40*	*1*
Dibromofluoromethane (Surr)	*100*		*70 - 130*		*10/19/18 05:40*	*1*
Toluene-d8 (Surr)	*100*		*70 - 130*		*10/19/18 05:40*	*1*

Client Sample ID: MW-20
Date Collected: 10/15/18 14:13
Date Received: 10/17/18 09:25

Lab Sample ID: 490-161417-9
Matrix: Water

Method: 8260B - Volatile Organic Compounds (GC/MS)

Analyte	Result	Qualifier	RL	MDL	Unit	D	Prepared	Analyzed	Dil Fac
1,1,1,2-Tetrachloroethane	ND		1.00	0.150	ug/L			10/19/18 06:08	1
1,1,1-Trichloroethane	ND		1.00	0.190	ug/L			10/19/18 06:08	1
1,1,2,2-Tetrachloroethane	ND		1.00	0.190	ug/L			10/19/18 06:08	1
1,1,2-Trichloroethane	ND		1.00	0.190	ug/L			10/19/18 06:08	1
1,1-Dichloroethane	ND		1.00	0.240	ug/L			10/19/18 06:08	1
1,1-Dichloroethene	ND		1.00	0.250	ug/L			10/19/18 06:08	1
1,1-Dichloropropene	ND		1.00	0.200	ug/L			10/19/18 06:08	1
1,2,3-Trichlorobenzene	ND		1.00	0.230	ug/L			10/19/18 06:08	1
1,2,3-Trichloropropane	ND		1.00	0.230	ug/L			10/19/18 06:08	1
1,2,4-Trichlorobenzene	ND		1.00	0.200	ug/L			10/19/18 06:08	1
1,2,4-Trimethylbenzene	ND		1.00	0.170	ug/L			10/19/18 06:08	1
1,2-Dibromo-3-Chloropropane	ND		10.0	0.940	ug/L			10/19/18 06:08	1
1,2-Dibromoethane (EDB)	ND		1.00	0.210	ug/L			10/19/18 06:08	1
1,2-Dichlorobenzene	ND		1.00	0.190	ug/L			10/19/18 06:08	1
1,2-Dichloroethane	ND		1.00	0.200	ug/L			10/19/18 06:08	1
1,2-Dichloropropane	ND		1.00	0.250	ug/L			10/19/18 06:08	1
1,3,5-Trimethylbenzene	ND		1.00	0.170	ug/L			10/19/18 06:08	1
1,3-Dichlorobenzene	ND		1.00	0.180	ug/L			10/19/18 06:08	1
1,3-Dichloropropane	ND		1.00	0.190	ug/L			10/19/18 06:08	1
1,4-Dichlorobenzene	ND		1.00	0.170	ug/L			10/19/18 06:08	1
2,2-Dichloropropane	ND		1.00	0.160	ug/L			10/19/18 06:08	1
2-Butanone (MEK)	ND		50.0	2.64	ug/L			10/19/18 06:08	1
2-Chlorotoluene	ND		1.00	0.180	ug/L			10/19/18 06:08	1
2-Hexanone	ND		10.0	1.28	ug/L			10/19/18 06:08	1
4-Chlorotoluene	ND		1.00	0.170	ug/L			10/19/18 06:08	1
4-Methyl-2-pentanone (MIBK)	ND		10.0	0.810	ug/L			10/19/18 06:08	1
Acetone	ND		25.0	2.66	ug/L			10/19/18 06:08	1
Benzene	ND		1.00	0.200	ug/L			10/19/18 06:08	1
Bromobenzene	ND		1.00	0.210	ug/L			10/19/18 06:08	1
Bromochloromethane	ND		1.00	0.150	ug/L			10/19/18 06:08	1
Bromodichloromethane	ND		1.00	0.170	ug/L			10/19/18 06:08	1
Bromoform	ND		1.00	0.290	ug/L			10/19/18 06:08	1
Bromomethane	ND		1.00	0.350	ug/L			10/19/18 06:08	1
Carbon disulfide	ND		1.00	0.220	ug/L			10/19/18 06:08	1
Carbon tetrachloride	ND		1.00	0.180	ug/L			10/19/18 06:08	1
Chlorobenzene	ND		1.00	0.180	ug/L			10/19/18 06:08	1
Chlorodibromomethane	ND		1.00	0.250	ug/L			10/19/18 06:08	1
Chloroethane	ND		1.00	0.360	ug/L			10/19/18 06:08	1
Chloroform	**0.271**	**J**	1.00	0.230	ug/L			10/19/18 06:08	1
Chloromethane	ND		1.00	0.360	ug/L			10/19/18 06:08	1
cis-1,2-Dichloroethene	ND		1.00	0.210	ug/L			10/19/18 06:08	1
cis-1,3-Dichloropropene	ND		1.00	0.170	ug/L			10/19/18 06:08	1
Dibromomethane	ND		1.00	0.450	ug/L			10/19/18 06:08	1
Dichlorodifluoromethane	ND		1.00	0.170	ug/L			10/19/18 06:08	1
Ethylbenzene	ND		1.00	0.190	ug/L			10/19/18 06:08	1
Hexachlorobutadiene	ND		2.00	0.380	ug/L			10/19/18 06:08	1
Isopropylbenzene	ND		1.00	0.330	ug/L			10/19/18 06:08	1
Methyl tert-butyl ether	ND		1.00	0.170	ug/L			10/19/18 06:08	1
Methylene Chloride	ND		5.00	1.00	ug/L			10/19/18 06:08	1

Client: URS Corporation
Project/Site: C&D Conyers GA

TestAmerica Job ID: 490-161417-1

Client Sample ID: MW-20
Date Collected: 10/15/18 14:13
Date Received: 10/17/18 09:25

Lab Sample ID: 490-161417-9
Matrix: Water

Method: 8260B - Volatile Organic Compounds (GC/MS) (Continued)

Analyte	Result	Qualifier	RL	MDL	Unit	D	Prepared	Analyzed	Dil Fac
Naphthalene	ND		5.00	0.210	ug/L			10/19/18 06:08	1
n-Butylbenzene	ND		1.00	0.240	ug/L			10/19/18 06:08	1
N-Propylbenzene	ND		1.00	0.170	ug/L			10/19/18 06:08	1
p-Isopropyltoluene	ND		1.00	0.170	ug/L			10/19/18 06:08	1
sec-Butylbenzene	ND		1.00	0.170	ug/L			10/19/18 06:08	1
Styrene	ND		1.00	0.280	ug/L			10/19/18 06:08	1
tert-Butylbenzene	ND		1.00	0.170	ug/L			10/19/18 06:08	1
Tetrachloroethene	ND		1.00	0.140	ug/L			10/19/18 06:08	1
Toluene	ND		1.00	0.170	ug/L			10/19/18 06:08	1
trans-1,2-Dichloroethene	ND		1.00	0.230	ug/L			10/19/18 06:08	1
trans-1,3-Dichloropropene	ND		1.00	0.170	ug/L			10/19/18 06:08	1
Trichloroethene	ND		1.00	0.200	ug/L			10/19/18 06:08	1
Trichlorofluoromethane	ND		1.00	0.210	ug/L			10/19/18 06:08	1
Vinyl chloride	ND		1.00	0.180	ug/L			10/19/18 06:08	1
Xylenes, Total	ND		3.00	0.580	ug/L			10/19/18 06:08	1

Surrogate	*%Recovery*	*Qualifier*	*Limits*	*Prepared*	*Analyzed*	*Dil Fac*
1,2-Dichloroethane-d4 (Surr)	*91*		*70 - 130*		*10/19/18 06:08*	*1*
4-Bromofluorobenzene (Surr)	*97*		*70 - 130*		*10/19/18 06:08*	*1*
Dibromofluoromethane (Surr)	*99*		*70 - 130*		*10/19/18 06:08*	*1*
Toluene-d8 (Surr)	*101*		*70 - 130*		*10/19/18 06:08*	*1*

Method: 6020A - Metals (ICP/MS)

Analyte	Result	Qualifier	RL	MDL	Unit	D	Prepared	Analyzed	Dil Fac
Lead	**0.439**		0.00200	0.000100	mg/L		10/18/18 13:35	10/26/18 00:32	1

Client Sample ID: MW-5
Date Collected: 10/15/18 15:35
Date Received: 10/17/18 09:25

Lab Sample ID: 490-161417-10
Matrix: Water

Method: 8260B - Volatile Organic Compounds (GC/MS)

Analyte	Result	Qualifier	RL	MDL	Unit	D	Prepared	Analyzed	Dil Fac
1,1,1,2-Tetrachloroethane	ND		10.0	1.50	ug/L			10/18/18 14:31	10
1,1,1-Trichloroethane	ND		10.0	1.90	ug/L			10/18/18 14:31	10
1,1,2,2-Tetrachloroethane	ND		10.0	1.90	ug/L			10/18/18 14:31	10
1,1,2-Trichloroethane	ND		10.0	1.90	ug/L			10/18/18 14:31	10
1,1-Dichloroethane	ND		10.0	2.40	ug/L			10/18/18 14:31	10
1,1-Dichloroethene	ND		10.0	2.50	ug/L			10/18/18 14:31	10
1,1-Dichloropropene	ND		10.0	2.00	ug/L			10/18/18 14:31	10
1,2,3-Trichlorobenzene	ND		10.0	2.30	ug/L			10/18/18 14:31	10
1,2,3-Trichloropropane	ND		10.0	2.30	ug/L			10/18/18 14:31	10
1,2,4-Trichlorobenzene	ND		10.0	2.00	ug/L			10/18/18 14:31	10
1,2,4-Trimethylbenzene	ND		10.0	1.70	ug/L			10/18/18 14:31	10
1,2-Dibromo-3-Chloropropane	ND		100	9.40	ug/L			10/18/18 14:31	10
1,2-Dibromoethane (EDB)	ND		10.0	2.10	ug/L			10/18/18 14:31	10
1,2-Dichlorobenzene	ND		10.0	1.90	ug/L			10/18/18 14:31	10
1,2-Dichloroethane	ND		10.0	2.00	ug/L			10/18/18 14:31	10
1,2-Dichloropropane	ND		10.0	2.50	ug/L			10/18/18 14:31	10
1,3,5-Trimethylbenzene	ND		10.0	1.70	ug/L			10/18/18 14:31	10
1,3-Dichlorobenzene	ND		10.0	1.80	ug/L			10/18/18 14:31	10
1,3-Dichloropropane	ND		10.0	1.90	ug/L			10/18/18 14:31	10
1,4-Dichlorobenzene	ND		10.0	1.70	ug/L			10/18/18 14:31	10
2,2-Dichloropropane	ND		10.0	1.60	ug/L			10/18/18 14:31	10
2-Butanone (MEK)	ND		500	26.4	ug/L			10/18/18 14:31	10
2-Chlorotoluene	ND		10.0	1.80	ug/L			10/18/18 14:31	10
2-Hexanone	ND		100	12.8	ug/L			10/18/18 14:31	10
4-Chlorotoluene	ND		10.0	1.70	ug/L			10/18/18 14:31	10
4-Methyl-2-pentanone (MIBK)	ND		100	8.10	ug/L			10/18/18 14:31	10
Acetone	ND		250	26.6	ug/L			10/18/18 14:31	10
Benzene	ND		10.0	2.00	ug/L			10/18/18 14:31	10
Bromobenzene	ND		10.0	2.10	ug/L			10/18/18 14:31	10
Bromochloromethane	ND		10.0	1.50	ug/L			10/18/18 14:31	10
Bromodichloromethane	ND		10.0	1.70	ug/L			10/18/18 14:31	10
Bromoform	ND		10.0	2.90	ug/L			10/18/18 14:31	10
Bromomethane	ND		10.0	3.50	ug/L			10/18/18 14:31	10
Carbon disulfide	ND		10.0	2.20	ug/L			10/18/18 14:31	10
Carbon tetrachloride	ND		10.0	1.80	ug/L			10/18/18 14:31	10
Chlorobenzene	ND		10.0	1.80	ug/L			10/18/18 14:31	10
Chlorodibromomethane	ND		10.0	2.50	ug/L			10/18/18 14:31	10
Chloroethane	ND		10.0	3.60	ug/L			10/18/18 14:31	10
Chloroform	ND		10.0	2.30	ug/L			10/18/18 14:31	10
Chloromethane	ND		10.0	3.60	ug/L			10/18/18 14:31	10
cis-1,2-Dichloroethene	ND		10.0	2.10	ug/L			10/18/18 14:31	10
cis-1,3-Dichloropropene	ND		10.0	1.70	ug/L			10/18/18 14:31	10
Dibromomethane	ND		10.0	4.50	ug/L			10/18/18 14:31	10
Dichlorodifluoromethane	ND		10.0	1.70	ug/L			10/18/18 14:31	10
Ethylbenzene	ND		10.0	1.90	ug/L			10/18/18 14:31	10
Hexachlorobutadiene	ND		20.0	3.80	ug/L			10/18/18 14:31	10
Isopropylbenzene	ND		10.0	3.30	ug/L			10/18/18 14:31	10
Methyl tert-butyl ether	ND		10.0	1.70	ug/L			10/18/18 14:31	10
Methylene Chloride	ND		50.0	10.0	ug/L			10/18/18 14:31	10

Client Sample ID: MW-5
Date Collected: 10/15/18 15:35
Date Received: 10/17/18 09:25

Lab Sample ID: 490-161417-10
Matrix: Water

Method: 8260B - Volatile Organic Compounds (GC/MS) (Continued)

Analyte	Result	Qualifier	RL	MDL	Unit	D	Prepared	Analyzed	Dil Fac
Naphthalene	ND		50.0	2.10	ug/L			10/18/18 14:31	10
n-Butylbenzene	ND		10.0	2.40	ug/L			10/18/18 14:31	10
N-Propylbenzene	ND		10.0	1.70	ug/L			10/18/18 14:31	10
p-Isopropyltoluene	ND		10.0	1.70	ug/L			10/18/18 14:31	10
sec-Butylbenzene	ND		10.0	1.70	ug/L			10/18/18 14:31	10
Styrene	ND		10.0	2.80	ug/L			10/18/18 14:31	10
tert-Butylbenzene	ND		10.0	1.70	ug/L			10/18/18 14:31	10
Tetrachloroethene	**2.31**	**J**	10.0	1.40	ug/L			10/18/18 14:31	10
Toluene	ND		10.0	1.70	ug/L			10/18/18 14:31	10
trans-1,2-Dichloroethene	ND		10.0	2.30	ug/L			10/18/18 14:31	10
trans-1,3-Dichloropropene	ND		10.0	1.70	ug/L			10/18/18 14:31	10
Trichloroethene	**14000**		100	20.0	ug/L			10/18/18 14:59	100
Trichlorofluoromethane	ND		10.0	2.10	ug/L			10/18/18 14:31	10
Vinyl chloride	ND		10.0	1.80	ug/L			10/18/18 14:31	10
Xylenes, Total	ND		30.0	5.80	ug/L			10/18/18 14:31	10

Surrogate	*%Recovery*	*Qualifier*	*Limits*	*Prepared*	*Analyzed*	*Dil Fac*
1,2-Dichloroethane-d4 (Surr)	*91*		*70 - 130*		*10/18/18 14:31*	*10*
1,2-Dichloroethane-d4 (Surr)	*91*		*70 - 130*		*10/18/18 14:59*	*100*
4-Bromofluorobenzene (Surr)	*97*		*70 - 130*		*10/18/18 14:31*	*10*
4-Bromofluorobenzene (Surr)	*98*		*70 - 130*		*10/18/18 14:59*	*100*
Dibromofluoromethane (Surr)	*97*		*70 - 130*		*10/18/18 14:31*	*10*
Dibromofluoromethane (Surr)	*100*		*70 - 130*		*10/18/18 14:59*	*100*
Toluene-d8 (Surr)	*98*		*70 - 130*		*10/18/18 14:31*	*10*
Toluene-d8 (Surr)	*100*		*70 - 130*		*10/18/18 14:59*	*100*

Method: 6020A - Metals (ICP/MS)

Analyte	Result	Qualifier	RL	MDL	Unit	D	Prepared	Analyzed	Dil Fac
Lead	**0.00462**		0.00200	0.000100	mg/L		10/18/18 13:35	10/25/18 23:43	1

Client Sample ID: MW-5D
Date Collected: 10/15/18 16:16
Date Received: 10/17/18 09:25

Lab Sample ID: 490-161417-11
Matrix: Water

Method: 8260B - Volatile Organic Compounds (GC/MS)

Analyte	Result	Qualifier	RL	MDL	Unit	D	Prepared	Analyzed	Dil Fac
1,1,1,2-Tetrachloroethane	ND		5.00	0.750	ug/L			10/18/18 15:54	5
1,1,1-Trichloroethane	ND		5.00	0.950	ug/L			10/18/18 15:54	5
1,1,2,2-Tetrachloroethane	ND		5.00	0.950	ug/L			10/18/18 15:54	5
1,1,2-Trichloroethane	ND		5.00	0.950	ug/L			10/18/18 15:54	5
1,1-Dichloroethane	ND		5.00	1.20	ug/L			10/18/18 15:54	5
1,1-Dichloroethene	**1.30**	**J**	5.00	1.25	ug/L			10/18/18 15:54	5
1,1-Dichloropropene	ND		5.00	1.00	ug/L			10/18/18 15:54	5
1,2,3-Trichlorobenzene	ND		5.00	1.15	ug/L			10/18/18 15:54	5
1,2,3-Trichloropropane	ND		5.00	1.15	ug/L			10/18/18 15:54	5
1,2,4-Trichlorobenzene	ND		5.00	1.00	ug/L			10/18/18 15:54	5
1,2,4-Trimethylbenzene	**0.950**	**J B**	5.00	0.850	ug/L			10/18/18 15:54	5
1,2-Dibromo-3-Chloropropane	ND		50.0	4.70	ug/L			10/18/18 15:54	5
1,2-Dibromoethane (EDB)	ND		5.00	1.05	ug/L			10/18/18 15:54	5
1,2-Dichlorobenzene	ND		5.00	0.950	ug/L			10/18/18 15:54	5
1,2-Dichloroethane	ND		5.00	1.00	ug/L			10/18/18 15:54	5
1,2-Dichloropropane	ND		5.00	1.25	ug/L			10/18/18 15:54	5
1,3,5-Trimethylbenzene	ND		5.00	0.850	ug/L			10/18/18 15:54	5
1,3-Dichlorobenzene	ND		5.00	0.900	ug/L			10/18/18 15:54	5
1,3-Dichloropropane	ND		5.00	0.950	ug/L			10/18/18 15:54	5
1,4-Dichlorobenzene	ND		5.00	0.850	ug/L			10/18/18 15:54	5
2,2-Dichloropropane	ND		5.00	0.800	ug/L			10/18/18 15:54	5
2-Butanone (MEK)	ND		250	13.2	ug/L			10/18/18 15:54	5
2-Chlorotoluene	ND		5.00	0.900	ug/L			10/18/18 15:54	5
2-Hexanone	ND		50.0	6.40	ug/L			10/18/18 15:54	5
4-Chlorotoluene	ND		5.00	0.850	ug/L			10/18/18 15:54	5
4-Methyl-2-pentanone (MIBK)	ND		50.0	4.05	ug/L			10/18/18 15:54	5
Acetone	**46.6**	**J**	125	13.3	ug/L			10/18/18 15:54	5
Benzene	ND		5.00	1.00	ug/L			10/18/18 15:54	5
Bromobenzene	ND		5.00	1.05	ug/L			10/18/18 15:54	5
Bromochloromethane	ND		5.00	0.750	ug/L			10/18/18 15:54	5
Bromodichloromethane	ND		5.00	0.850	ug/L			10/18/18 15:54	5
Bromoform	ND		5.00	1.45	ug/L			10/18/18 15:54	5
Bromomethane	ND		5.00	1.75	ug/L			10/18/18 15:54	5
Carbon disulfide	**2.95**	**J**	5.00	1.10	ug/L			10/18/18 15:54	5
Carbon tetrachloride	ND		5.00	0.900	ug/L			10/18/18 15:54	5
Chlorobenzene	ND		5.00	0.900	ug/L			10/18/18 15:54	5
Chlorodibromomethane	ND		5.00	1.25	ug/L			10/18/18 15:54	5
Chloroethane	ND		5.00	1.80	ug/L			10/18/18 15:54	5
Chloroform	**2.83**	**J**	5.00	1.15	ug/L			10/18/18 15:54	5
Chloromethane	ND		5.00	1.80	ug/L			10/18/18 15:54	5
cis-1,2-Dichloroethene	**2.75**	**J**	5.00	1.05	ug/L			10/18/18 15:54	5
cis-1,3-Dichloropropene	ND		5.00	0.850	ug/L			10/18/18 15:54	5
Dibromomethane	ND		5.00	2.25	ug/L			10/18/18 15:54	5
Dichlorodifluoromethane	ND		5.00	0.850	ug/L			10/18/18 15:54	5
Ethylbenzene	ND		5.00	0.950	ug/L			10/18/18 15:54	5
Hexachlorobutadiene	ND		10.0	1.90	ug/L			10/18/18 15:54	5
Isopropylbenzene	ND		5.00	1.65	ug/L			10/18/18 15:54	5
Methyl tert-butyl ether	ND		5.00	0.850	ug/L			10/18/18 15:54	5
Methylene Chloride	ND		25.0	5.00	ug/L			10/18/18 15:54	5

Client Sample ID: MW-5D
Date Collected: 10/15/18 16:16
Date Received: 10/17/18 09:25

Lab Sample ID: 490-161417-11
Matrix: Water

Method: 8260B - Volatile Organic Compounds (GC/MS) (Continued)

Analyte	Result	Qualifier	RL	MDL	Unit	D	Prepared	Analyzed	Dil Fac
Naphthalene	ND		25.0	1.05	ug/L			10/18/18 15:54	5
n-Butylbenzene	ND		5.00	1.20	ug/L			10/18/18 15:54	5
N-Propylbenzene	ND		5.00	0.850	ug/L			10/18/18 15:54	5
p-Isopropyltoluene	**1.11**	**J**	5.00	0.850	ug/L			10/18/18 15:54	5
sec-Butylbenzene	ND		5.00	0.850	ug/L			10/18/18 15:54	5
Styrene	ND		5.00	1.40	ug/L			10/18/18 15:54	5
tert-Butylbenzene	ND		5.00	0.850	ug/L			10/18/18 15:54	5
Tetrachloroethene	**1.59**	**J**	5.00	0.700	ug/L			10/18/18 15:54	5
Toluene	ND		5.00	0.850	ug/L			10/18/18 15:54	5
trans-1,2-Dichloroethene	ND		5.00	1.15	ug/L			10/18/18 15:54	5
trans-1,3-Dichloropropene	ND		5.00	0.850	ug/L			10/18/18 15:54	5
Trichloroethene	**734**		5.00	1.00	ug/L			10/18/18 15:54	5
Trichlorofluoromethane	ND		5.00	1.05	ug/L			10/18/18 15:54	5
Vinyl chloride	ND		5.00	0.900	ug/L			10/18/18 15:54	5
Xylenes, Total	ND		15.0	2.90	ug/L			10/18/18 15:54	5

Surrogate	*%Recovery*	*Qualifier*	*Limits*	*Prepared*	*Analyzed*	*Dil Fac*
1,2-Dichloroethane-d4 (Surr)	*91*		*70 - 130*		*10/18/18 15:54*	*5*
4-Bromofluorobenzene (Surr)	*100*		*70 - 130*		*10/18/18 15:54*	*5*
Dibromofluoromethane (Surr)	*99*		*70 - 130*		*10/18/18 15:54*	*5*
Toluene-d8 (Surr)	*100*		*70 - 130*		*10/18/18 15:54*	*5*

Method: 6020A - Metals (ICP/MS)

Analyte	Result	Qualifier	RL	MDL	Unit	D	Prepared	Analyzed	Dil Fac
Lead	**0.201**		0.00200	0.000100	mg/L		10/18/18 13:35	10/26/18 00:14	1

Client Sample ID: MW-1
Date Collected: 10/15/18 17:18
Date Received: 10/17/18 09:25

Lab Sample ID: 490-161417-12
Matrix: Water

Method: 8260B - Volatile Organic Compounds (GC/MS)

Analyte	Result	Qualifier	RL	MDL	Unit	D	Prepared	Analyzed	Dil Fac
1,1,1,2-Tetrachloroethane	ND		1.00	0.150	ug/L			10/19/18 06:35	1
1,1,1-Trichloroethane	ND		1.00	0.190	ug/L			10/19/18 06:35	1
1,1,2,2-Tetrachloroethane	ND		1.00	0.190	ug/L			10/19/18 06:35	1
1,1,2-Trichloroethane	ND		1.00	0.190	ug/L			10/19/18 06:35	1
1,1-Dichloroethane	ND		1.00	0.240	ug/L			10/19/18 06:35	1
1,1-Dichloroethene	ND		1.00	0.250	ug/L			10/19/18 06:35	1
1,1-Dichloropropene	ND		1.00	0.200	ug/L			10/19/18 06:35	1
1,2,3-Trichlorobenzene	ND		1.00	0.230	ug/L			10/19/18 06:35	1
1,2,3-Trichloropropane	ND		1.00	0.230	ug/L			10/19/18 06:35	1
1,2,4-Trichlorobenzene	ND		1.00	0.200	ug/L			10/19/18 06:35	1
1,2,4-Trimethylbenzene	**0.467**	**J B**	1.00	0.170	ug/L			10/19/18 06:35	1
1,2-Dibromo-3-Chloropropane	ND		10.0	0.940	ug/L			10/19/18 06:35	1
1,2-Dibromoethane (EDB)	ND		1.00	0.210	ug/L			10/19/18 06:35	1
1,2-Dichlorobenzene	ND		1.00	0.190	ug/L			10/19/18 06:35	1
1,2-Dichloroethane	ND		1.00	0.200	ug/L			10/19/18 06:35	1
1,2-Dichloropropane	ND		1.00	0.250	ug/L			10/19/18 06:35	1
1,3,5-Trimethylbenzene	**0.172**	**J**	1.00	0.170	ug/L			10/19/18 06:35	1
1,3-Dichlorobenzene	ND		1.00	0.180	ug/L			10/19/18 06:35	1
1,3-Dichloropropane	ND		1.00	0.190	ug/L			10/19/18 06:35	1
1,4-Dichlorobenzene	ND		1.00	0.170	ug/L			10/19/18 06:35	1
2,2-Dichloropropane	ND		1.00	0.160	ug/L			10/19/18 06:35	1
2-Butanone (MEK)	ND		50.0	2.64	ug/L			10/19/18 06:35	1
2-Chlorotoluene	ND		1.00	0.180	ug/L			10/19/18 06:35	1
2-Hexanone	ND		10.0	1.28	ug/L			10/19/18 06:35	1
4-Chlorotoluene	ND		1.00	0.170	ug/L			10/19/18 06:35	1
4-Methyl-2-pentanone (MIBK)	ND		10.0	0.810	ug/L			10/19/18 06:35	1
Acetone	ND		25.0	2.66	ug/L			10/19/18 06:35	1
Benzene	ND		1.00	0.200	ug/L			10/19/18 06:35	1
Bromobenzene	ND		1.00	0.210	ug/L			10/19/18 06:35	1
Bromochloromethane	ND		1.00	0.150	ug/L			10/19/18 06:35	1
Bromodichloromethane	ND		1.00	0.170	ug/L			10/19/18 06:35	1
Bromoform	ND		1.00	0.290	ug/L			10/19/18 06:35	1
Bromomethane	ND		1.00	0.350	ug/L			10/19/18 06:35	1
Carbon disulfide	ND		1.00	0.220	ug/L			10/19/18 06:35	1
Carbon tetrachloride	ND		1.00	0.180	ug/L			10/19/18 06:35	1
Chlorobenzene	ND		1.00	0.180	ug/L			10/19/18 06:35	1
Chlorodibromomethane	ND		1.00	0.250	ug/L			10/19/18 06:35	1
Chloroethane	ND		1.00	0.360	ug/L			10/19/18 06:35	1
Chloroform	ND		1.00	0.230	ug/L			10/19/18 06:35	1
Chloromethane	ND		1.00	0.360	ug/L			10/19/18 06:35	1
cis-1,2-Dichloroethene	**1.88**		1.00	0.210	ug/L			10/19/18 06:35	1
cis-1,3-Dichloropropene	ND		1.00	0.170	ug/L			10/19/18 06:35	1
Dibromomethane	ND		1.00	0.450	ug/L			10/19/18 06:35	1
Dichlorodifluoromethane	ND		1.00	0.170	ug/L			10/19/18 06:35	1
Ethylbenzene	**0.236**	**J**	1.00	0.190	ug/L			10/19/18 06:35	1
Hexachlorobutadiene	ND		2.00	0.380	ug/L			10/19/18 06:35	1
Isopropylbenzene	ND		1.00	0.330	ug/L			10/19/18 06:35	1
Methyl tert-butyl ether	**0.204**	**J**	1.00	0.170	ug/L			10/19/18 06:35	1
Methylene Chloride	ND		5.00	1.00	ug/L			10/19/18 06:35	1

Client Sample ID: MW-1
Date Collected: 10/15/18 17:18
Date Received: 10/17/18 09:25

Lab Sample ID: 490-161417-12
Matrix: Water

Method: 8260B - Volatile Organic Compounds (GC/MS) (Continued)

Analyte	Result	Qualifier	RL	MDL	Unit	D	Prepared	Analyzed	Dil Fac
Naphthalene	ND		5.00	0.210	ug/L			10/19/18 06:35	1
n-Butylbenzene	ND		1.00	0.240	ug/L			10/19/18 06:35	1
N-Propylbenzene	ND		1.00	0.170	ug/L			10/19/18 06:35	1
p-Isopropyltoluene	ND		1.00	0.170	ug/L			10/19/18 06:35	1
sec-Butylbenzene	ND		1.00	0.170	ug/L			10/19/18 06:35	1
Styrene	ND		1.00	0.280	ug/L			10/19/18 06:35	1
tert-Butylbenzene	ND		1.00	0.170	ug/L			10/19/18 06:35	1
Tetrachloroethene	**0.256**	**J**	1.00	0.140	ug/L			10/19/18 06:35	1
Toluene	**0.558**	**J**	1.00	0.170	ug/L			10/19/18 06:35	1
trans-1,2-Dichloroethene	ND		1.00	0.230	ug/L			10/19/18 06:35	1
trans-1,3-Dichloropropene	ND		1.00	0.170	ug/L			10/19/18 06:35	1
Trichloroethene	**35.6**		1.00	0.200	ug/L			10/19/18 06:35	1
Trichlorofluoromethane	ND		1.00	0.210	ug/L			10/19/18 06:35	1
Vinyl chloride	ND		1.00	0.180	ug/L			10/19/18 06:35	1
Xylenes, Total	**1.02**	**J**	3.00	0.580	ug/L			10/19/18 06:35	1

Surrogate	*%Recovery*	*Qualifier*	*Limits*	*Prepared*	*Analyzed*	*Dil Fac*
1,2-Dichloroethane-d4 (Surr)	*91*		*70 - 130*		*10/19/18 06:35*	*1*
4-Bromofluorobenzene (Surr)	*98*		*70 - 130*		*10/19/18 06:35*	*1*
Dibromofluoromethane (Surr)	*97*		*70 - 130*		*10/19/18 06:35*	*1*
Toluene-d8 (Surr)	*99*		*70 - 130*		*10/19/18 06:35*	*1*

Client Sample ID: DUP-1
Date Collected: 10/15/18 01:01
Date Received: 10/17/18 09:25

Lab Sample ID: 490-161417-13
Matrix: Water

Method: 8260B - Volatile Organic Compounds (GC/MS)

Analyte	Result	Qualifier	RL	MDL	Unit	D	Prepared	Analyzed	Dil Fac
1,1,1,2-Tetrachloroethane	ND		1.00	0.150	ug/L			10/18/18 16:49	1
1,1,1-Trichloroethane	ND		1.00	0.190	ug/L			10/18/18 16:49	1
1,1,2,2-Tetrachloroethane	ND		1.00	0.190	ug/L			10/18/18 16:49	1
1,1,2-Trichloroethane	ND		1.00	0.190	ug/L			10/18/18 16:49	1
1,1-Dichloroethane	ND		1.00	0.240	ug/L			10/18/18 16:49	1
1,1-Dichloroethene	ND		1.00	0.250	ug/L			10/18/18 16:49	1
1,1-Dichloropropene	ND		1.00	0.200	ug/L			10/18/18 16:49	1
1,2,3-Trichlorobenzene	ND		1.00	0.230	ug/L			10/18/18 16:49	1
1,2,3-Trichloropropane	ND		1.00	0.230	ug/L			10/18/18 16:49	1
1,2,4-Trichlorobenzene	ND		1.00	0.200	ug/L			10/18/18 16:49	1
1,2,4-Trimethylbenzene	**0.224**	**J B**	1.00	0.170	ug/L			10/18/18 16:49	1
1,2-Dibromo-3-Chloropropane	ND		10.0	0.940	ug/L			10/18/18 16:49	1
1,2-Dibromoethane (EDB)	ND		1.00	0.210	ug/L			10/18/18 16:49	1
1,2-Dichlorobenzene	ND		1.00	0.190	ug/L			10/18/18 16:49	1
1,2-Dichloroethane	ND		1.00	0.200	ug/L			10/18/18 16:49	1
1,2-Dichloropropane	ND		1.00	0.250	ug/L			10/18/18 16:49	1
1,3,5-Trimethylbenzene	ND		1.00	0.170	ug/L			10/18/18 16:49	1
1,3-Dichlorobenzene	ND		1.00	0.180	ug/L			10/18/18 16:49	1
1,3-Dichloropropane	ND		1.00	0.190	ug/L			10/18/18 16:49	1
1,4-Dichlorobenzene	ND		1.00	0.170	ug/L			10/18/18 16:49	1
2,2-Dichloropropane	ND		1.00	0.160	ug/L			10/18/18 16:49	1
2-Butanone (MEK)	ND		50.0	2.64	ug/L			10/18/18 16:49	1
2-Chlorotoluene	ND		1.00	0.180	ug/L			10/18/18 16:49	1
2-Hexanone	ND		10.0	1.28	ug/L			10/18/18 16:49	1
4-Chlorotoluene	ND		1.00	0.170	ug/L			10/18/18 16:49	1
4-Methyl-2-pentanone (MIBK)	ND		10.0	0.810	ug/L			10/18/18 16:49	1
Acetone	ND		25.0	2.66	ug/L			10/18/18 16:49	1
Benzene	ND		1.00	0.200	ug/L			10/18/18 16:49	1
Bromobenzene	ND		1.00	0.210	ug/L			10/18/18 16:49	1
Bromochloromethane	ND		1.00	0.150	ug/L			10/18/18 16:49	1
Bromodichloromethane	ND		1.00	0.170	ug/L			10/18/18 16:49	1
Bromoform	ND		1.00	0.290	ug/L			10/18/18 16:49	1
Bromomethane	ND		1.00	0.350	ug/L			10/18/18 16:49	1
Carbon disulfide	ND		1.00	0.220	ug/L			10/18/18 16:49	1
Carbon tetrachloride	ND		1.00	0.180	ug/L			10/18/18 16:49	1
Chlorobenzene	ND		1.00	0.180	ug/L			10/18/18 16:49	1
Chlorodibromomethane	ND		1.00	0.250	ug/L			10/18/18 16:49	1
Chloroethane	ND		1.00	0.360	ug/L			10/18/18 16:49	1
Chloroform	**0.536**	**J**	1.00	0.230	ug/L			10/18/18 16:49	1
Chloromethane	ND		1.00	0.360	ug/L			10/18/18 16:49	1
cis-1,2-Dichloroethene	ND		1.00	0.210	ug/L			10/18/18 16:49	1
cis-1,3-Dichloropropene	ND		1.00	0.170	ug/L			10/18/18 16:49	1
Dibromomethane	ND		1.00	0.450	ug/L			10/18/18 16:49	1
Dichlorodifluoromethane	ND		1.00	0.170	ug/L			10/18/18 16:49	1
Ethylbenzene	ND		1.00	0.190	ug/L			10/18/18 16:49	1
Hexachlorobutadiene	ND		2.00	0.380	ug/L			10/18/18 16:49	1
Isopropylbenzene	ND		1.00	0.330	ug/L			10/18/18 16:49	1
Methyl tert-butyl ether	ND		1.00	0.170	ug/L			10/18/18 16:49	1
Methylene Chloride	ND		5.00	1.00	ug/L			10/18/18 16:49	1

Client Sample ID: DUP-1
Date Collected: 10/15/18 01:01
Date Received: 10/17/18 09:25

Lab Sample ID: 490-161417-13
Matrix: Water

Method: 8260B - Volatile Organic Compounds (GC/MS) (Continued)

Analyte	Result	Qualifier	RL	MDL	Unit	D	Prepared	Analyzed	Dil Fac
Naphthalene	ND		5.00	0.210	ug/L			10/18/18 16:49	1
n-Butylbenzene	ND		1.00	0.240	ug/L			10/18/18 16:49	1
N-Propylbenzene	ND		1.00	0.170	ug/L			10/18/18 16:49	1
p-Isopropyltoluene	ND		1.00	0.170	ug/L			10/18/18 16:49	1
sec-Butylbenzene	ND		1.00	0.170	ug/L			10/18/18 16:49	1
Styrene	ND		1.00	0.280	ug/L			10/18/18 16:49	1
tert-Butylbenzene	ND		1.00	0.170	ug/L			10/18/18 16:49	1
Tetrachloroethene	**0.905**	**J**	1.00	0.140	ug/L			10/18/18 16:49	1
Toluene	**0.204**	**J**	1.00	0.170	ug/L			10/18/18 16:49	1
trans-1,2-Dichloroethene	ND		1.00	0.230	ug/L			10/18/18 16:49	1
trans-1,3-Dichloropropene	ND		1.00	0.170	ug/L			10/18/18 16:49	1
Trichloroethene	**71.5**		1.00	0.200	ug/L			10/18/18 16:49	1
Trichlorofluoromethane	ND		1.00	0.210	ug/L			10/18/18 16:49	1
Vinyl chloride	ND		1.00	0.180	ug/L			10/18/18 16:49	1
Xylenes, Total	ND		3.00	0.580	ug/L			10/18/18 16:49	1

Surrogate	*%Recovery*	*Qualifier*	*Limits*	*Prepared*	*Analyzed*	*Dil Fac*
1,2-Dichloroethane-d4 (Surr)	*91*		*70 - 130*		*10/18/18 16:49*	*1*
4-Bromofluorobenzene (Surr)	*96*		*70 - 130*		*10/18/18 16:49*	*1*
Dibromofluoromethane (Surr)	*101*		*70 - 130*		*10/18/18 16:49*	*1*
Toluene-d8 (Surr)	*99*		*70 - 130*		*10/18/18 16:49*	*1*

Client Sample ID: DUP-2
Date Collected: 10/15/18 01:01
Date Received: 10/17/18 09:25

Lab Sample ID: 490-161417-14
Matrix: Water

Method: 8260B - Volatile Organic Compounds (GC/MS)

Analyte	Result	Qualifier	RL	MDL	Unit	D	Prepared	Analyzed	Dil Fac
1,1,1,2-Tetrachloroethane	ND		1.00	0.150	ug/L			10/18/18 17:16	1
1,1,1-Trichloroethane	ND		1.00	0.190	ug/L			10/18/18 17:16	1
1,1,2,2-Tetrachloroethane	ND		1.00	0.190	ug/L			10/18/18 17:16	1
1,1,2-Trichloroethane	ND		1.00	0.190	ug/L			10/18/18 17:16	1
1,1-Dichloroethane	**0.352**	**J**	1.00	0.240	ug/L			10/18/18 17:16	1
1,1-Dichloroethene	**0.736**	**J**	1.00	0.250	ug/L			10/18/18 17:16	1
1,1-Dichloropropene	ND		1.00	0.200	ug/L			10/18/18 17:16	1
1,2,3-Trichlorobenzene	ND		1.00	0.230	ug/L			10/18/18 17:16	1
1,2,3-Trichloropropane	ND		1.00	0.230	ug/L			10/18/18 17:16	1
1,2,4-Trichlorobenzene	ND		1.00	0.200	ug/L			10/18/18 17:16	1
1,2,4-Trimethylbenzene	**0.270**	**J B**	1.00	0.170	ug/L			10/18/18 17:16	1
1,2-Dibromo-3-Chloropropane	ND		10.0	0.940	ug/L			10/18/18 17:16	1
1,2-Dibromoethane (EDB)	ND		1.00	0.210	ug/L			10/18/18 17:16	1
1,2-Dichlorobenzene	ND		1.00	0.190	ug/L			10/18/18 17:16	1
1,2-Dichloroethane	ND		1.00	0.200	ug/L			10/18/18 17:16	1
1,2-Dichloropropane	ND		1.00	0.250	ug/L			10/18/18 17:16	1
1,3,5-Trimethylbenzene	ND		1.00	0.170	ug/L			10/18/18 17:16	1
1,3-Dichlorobenzene	ND		1.00	0.180	ug/L			10/18/18 17:16	1
1,3-Dichloropropane	ND		1.00	0.190	ug/L			10/18/18 17:16	1
1,4-Dichlorobenzene	ND		1.00	0.170	ug/L			10/18/18 17:16	1
2,2-Dichloropropane	ND		1.00	0.160	ug/L			10/18/18 17:16	1
2-Butanone (MEK)	ND		50.0	2.64	ug/L			10/18/18 17:16	1
2-Chlorotoluene	ND		1.00	0.180	ug/L			10/18/18 17:16	1
2-Hexanone	ND		10.0	1.28	ug/L			10/18/18 17:16	1
4-Chlorotoluene	ND		1.00	0.170	ug/L			10/18/18 17:16	1
4-Methyl-2-pentanone (MIBK)	**4.15**	**J**	10.0	0.810	ug/L			10/18/18 17:16	1
Acetone	**51.1**		25.0	2.66	ug/L			10/18/18 17:16	1
Benzene	**0.242**	**J**	1.00	0.200	ug/L			10/18/18 17:16	1
Bromobenzene	ND		1.00	0.210	ug/L			10/18/18 17:16	1
Bromochloromethane	ND		1.00	0.150	ug/L			10/18/18 17:16	1
Bromodichloromethane	ND		1.00	0.170	ug/L			10/18/18 17:16	1
Bromoform	ND		1.00	0.290	ug/L			10/18/18 17:16	1
Bromomethane	ND		1.00	0.350	ug/L			10/18/18 17:16	1
Carbon disulfide	**3.06**		1.00	0.220	ug/L			10/18/18 17:16	1
Carbon tetrachloride	ND		1.00	0.180	ug/L			10/18/18 17:16	1
Chlorobenzene	ND		1.00	0.180	ug/L			10/18/18 17:16	1
Chlorodibromomethane	ND		1.00	0.250	ug/L			10/18/18 17:16	1
Chloroethane	ND		1.00	0.360	ug/L			10/18/18 17:16	1
Chloroform	**2.30**		1.00	0.230	ug/L			10/18/18 17:16	1
Chloromethane	ND		1.00	0.360	ug/L			10/18/18 17:16	1
cis-1,2-Dichloroethene	**2.39**		1.00	0.210	ug/L			10/18/18 17:16	1
cis-1,3-Dichloropropene	ND		1.00	0.170	ug/L			10/18/18 17:16	1
Dibromomethane	**1.17**		1.00	0.450	ug/L			10/18/18 17:16	1
Dichlorodifluoromethane	ND		1.00	0.170	ug/L			10/18/18 17:16	1
Ethylbenzene	**0.206**	**J**	1.00	0.190	ug/L			10/18/18 17:16	1
Hexachlorobutadiene	ND		2.00	0.380	ug/L			10/18/18 17:16	1
Isopropylbenzene	ND		1.00	0.330	ug/L			10/18/18 17:16	1
Methyl tert-butyl ether	ND		1.00	0.170	ug/L			10/18/18 17:16	1
Methylene Chloride	ND		5.00	1.00	ug/L			10/18/18 17:16	1

Client Sample ID: DUP-2
Date Collected: 10/15/18 01:01
Date Received: 10/17/18 09:25

Lab Sample ID: 490-161417-14
Matrix: Water

Method: 8260B - Volatile Organic Compounds (GC/MS) (Continued)

Analyte	Result	Qualifier	RL	MDL	Unit	D	Prepared	Analyzed	Dil Fac
Naphthalene	ND		5.00	0.210	ug/L			10/18/18 17:16	1
n-Butylbenzene	ND		1.00	0.240	ug/L			10/18/18 17:16	1
N-Propylbenzene	ND		1.00	0.170	ug/L			10/18/18 17:16	1
p-Isopropyltoluene	**0.637**	**J**	1.00	0.170	ug/L			10/18/18 17:16	1
sec-Butylbenzene	ND		1.00	0.170	ug/L			10/18/18 17:16	1
Styrene	ND		1.00	0.280	ug/L			10/18/18 17:16	1
tert-Butylbenzene	ND		1.00	0.170	ug/L			10/18/18 17:16	1
Tetrachloroethene	**1.13**		1.00	0.140	ug/L			10/18/18 17:16	1
Toluene	**0.424**	**J**	1.00	0.170	ug/L			10/18/18 17:16	1
trans-1,2-Dichloroethene	ND		1.00	0.230	ug/L			10/18/18 17:16	1
trans-1,3-Dichloropropene	ND		1.00	0.170	ug/L			10/18/18 17:16	1
Trichloroethene	**758**		10.0	2.00	ug/L			10/18/18 18:11	10
Trichlorofluoromethane	ND		1.00	0.210	ug/L			10/18/18 17:16	1
Vinyl chloride	ND		1.00	0.180	ug/L			10/18/18 17:16	1
Xylenes, Total	**0.754**	**J**	3.00	0.580	ug/L			10/18/18 17:16	1

Surrogate	*%Recovery*	*Qualifier*	*Limits*	*Prepared*	*Analyzed*	*Dil Fac*
1,2-Dichloroethane-d4 (Surr)	*96*		*70 - 130*		*10/18/18 17:16*	*1*
1,2-Dichloroethane-d4 (Surr)	*92*		*70 - 130*		*10/18/18 18:11*	*10*
4-Bromofluorobenzene (Surr)	*97*		*70 - 130*		*10/18/18 17:16*	*1*
4-Bromofluorobenzene (Surr)	*98*		*70 - 130*		*10/18/18 18:11*	*10*
Dibromofluoromethane (Surr)	*97*		*70 - 130*		*10/18/18 17:16*	*1*
Dibromofluoromethane (Surr)	*98*		*70 - 130*		*10/18/18 18:11*	*10*
Toluene-d8 (Surr)	*97*		*70 - 130*		*10/18/18 17:16*	*1*
Toluene-d8 (Surr)	*100*		*70 - 130*		*10/18/18 18:11*	*10*

Method: 6020A - Metals (ICP/MS)

Analyte	Result	Qualifier	RL	MDL	Unit	D	Prepared	Analyzed	Dil Fac
Lead	**0.218**	**B**	0.00200	0.000100	mg/L		10/23/18 16:28	10/30/18 16:54	1

Client Sample ID: DMW-2D
Date Collected: 10/16/18 09:05
Date Received: 10/17/18 09:25

Lab Sample ID: 490-161417-15
Matrix: Water

Method: 8260B - Volatile Organic Compounds (GC/MS)

Analyte	Result	Qualifier	RL	MDL	Unit	D	Prepared	Analyzed	Dil Fac
1,1,1,2-Tetrachloroethane	ND		1.00	0.150	ug/L			10/18/18 19:07	1
1,1,1-Trichloroethane	ND		1.00	0.190	ug/L			10/18/18 19:07	1
1,1,2,2-Tetrachloroethane	ND		1.00	0.190	ug/L			10/18/18 19:07	1
1,1,2-Trichloroethane	ND		1.00	0.190	ug/L			10/18/18 19:07	1
1,1-Dichloroethane	ND		1.00	0.240	ug/L			10/18/18 19:07	1
1,1-Dichloroethene	ND		1.00	0.250	ug/L			10/18/18 19:07	1
1,1-Dichloropropene	ND		1.00	0.200	ug/L			10/18/18 19:07	1
1,2,3-Trichlorobenzene	ND		1.00	0.230	ug/L			10/18/18 19:07	1
1,2,3-Trichloropropane	ND		1.00	0.230	ug/L			10/18/18 19:07	1
1,2,4-Trichlorobenzene	ND		1.00	0.200	ug/L			10/18/18 19:07	1
1,2,4-Trimethylbenzene	ND		1.00	0.170	ug/L			10/18/18 19:07	1
1,2-Dibromo-3-Chloropropane	ND		10.0	0.940	ug/L			10/18/18 19:07	1
1,2-Dibromoethane (EDB)	ND		1.00	0.210	ug/L			10/18/18 19:07	1
1,2-Dichlorobenzene	ND		1.00	0.190	ug/L			10/18/18 19:07	1
1,2-Dichloroethane	ND		1.00	0.200	ug/L			10/18/18 19:07	1
1,2-Dichloropropane	ND		1.00	0.250	ug/L			10/18/18 19:07	1
1,3,5-Trimethylbenzene	ND		1.00	0.170	ug/L			10/18/18 19:07	1
1,3-Dichlorobenzene	ND		1.00	0.180	ug/L			10/18/18 19:07	1
1,3-Dichloropropane	ND		1.00	0.190	ug/L			10/18/18 19:07	1
1,4-Dichlorobenzene	ND		1.00	0.170	ug/L			10/18/18 19:07	1
2,2-Dichloropropane	ND		1.00	0.160	ug/L			10/18/18 19:07	1
2-Butanone (MEK)	ND		50.0	2.64	ug/L			10/18/18 19:07	1
2-Chlorotoluene	ND		1.00	0.180	ug/L			10/18/18 19:07	1
2-Hexanone	ND		10.0	1.28	ug/L			10/18/18 19:07	1
4-Chlorotoluene	ND		1.00	0.170	ug/L			10/18/18 19:07	1
4-Methyl-2-pentanone (MIBK)	ND		10.0	0.810	ug/L			10/18/18 19:07	1
Acetone	ND		25.0	2.66	ug/L			10/18/18 19:07	1
Benzene	ND		1.00	0.200	ug/L			10/18/18 19:07	1
Bromobenzene	ND		1.00	0.210	ug/L			10/18/18 19:07	1
Bromochloromethane	ND		1.00	0.150	ug/L			10/18/18 19:07	1
Bromodichloromethane	ND		1.00	0.170	ug/L			10/18/18 19:07	1
Bromoform	ND		1.00	0.290	ug/L			10/18/18 19:07	1
Bromomethane	ND		1.00	0.350	ug/L			10/18/18 19:07	1
Carbon disulfide	ND		1.00	0.220	ug/L			10/18/18 19:07	1
Carbon tetrachloride	ND		1.00	0.180	ug/L			10/18/18 19:07	1
Chlorobenzene	ND		1.00	0.180	ug/L			10/18/18 19:07	1
Chlorodibromomethane	ND		1.00	0.250	ug/L			10/18/18 19:07	1
Chloroethane	ND		1.00	0.360	ug/L			10/18/18 19:07	1
Chloroform	**0.381**	**J**	1.00	0.230	ug/L			10/18/18 19:07	1
Chloromethane	ND		1.00	0.360	ug/L			10/18/18 19:07	1
cis-1,2-Dichloroethene	**0.240**	**J**	1.00	0.210	ug/L			10/18/18 19:07	1
cis-1,3-Dichloropropene	ND		1.00	0.170	ug/L			10/18/18 19:07	1
Dibromomethane	ND		1.00	0.450	ug/L			10/18/18 19:07	1
Dichlorodifluoromethane	ND		1.00	0.170	ug/L			10/18/18 19:07	1
Ethylbenzene	ND		1.00	0.190	ug/L			10/18/18 19:07	1
Hexachlorobutadiene	ND		2.00	0.380	ug/L			10/18/18 19:07	1
Isopropylbenzene	ND		1.00	0.330	ug/L			10/18/18 19:07	1
Methyl tert-butyl ether	ND		1.00	0.170	ug/L			10/18/18 19:07	1
Methylene Chloride	ND		5.00	1.00	ug/L			10/18/18 19:07	1

Client Sample ID: DMW-2D
Date Collected: 10/16/18 09:05
Date Received: 10/17/18 09:25

Lab Sample ID: 490-161417-15
Matrix: Water

Method: 8260B - Volatile Organic Compounds (GC/MS) (Continued)

Analyte	Result	Qualifier	RL	MDL	Unit	D	Prepared	Analyzed	Dil Fac
Naphthalene	ND		5.00	0.210	ug/L			10/18/18 19:07	1
n-Butylbenzene	ND		1.00	0.240	ug/L			10/18/18 19:07	1
N-Propylbenzene	ND		1.00	0.170	ug/L			10/18/18 19:07	1
p-Isopropyltoluene	ND		1.00	0.170	ug/L			10/18/18 19:07	1
sec-Butylbenzene	ND		1.00	0.170	ug/L			10/18/18 19:07	1
Styrene	ND		1.00	0.280	ug/L			10/18/18 19:07	1
tert-Butylbenzene	ND		1.00	0.170	ug/L			10/18/18 19:07	1
Tetrachloroethene	**2.02**		1.00	0.140	ug/L			10/18/18 19:07	1
Toluene	ND		1.00	0.170	ug/L			10/18/18 19:07	1
trans-1,2-Dichloroethene	ND		1.00	0.230	ug/L			10/18/18 19:07	1
trans-1,3-Dichloropropene	ND		1.00	0.170	ug/L			10/18/18 19:07	1
Trichloroethene	**169**		1.00	0.200	ug/L			10/18/18 19:07	1
Trichlorofluoromethane	ND		1.00	0.210	ug/L			10/18/18 19:07	1
Vinyl chloride	ND		1.00	0.180	ug/L			10/18/18 19:07	1
Xylenes, Total	ND		3.00	0.580	ug/L			10/18/18 19:07	1

Surrogate	*%Recovery*	*Qualifier*	*Limits*	*Prepared*	*Analyzed*	*Dil Fac*
1,2-Dichloroethane-d4 (Surr)	*91*		*70 - 130*		*10/18/18 19:07*	*1*
4-Bromofluorobenzene (Surr)	*98*		*70 - 130*		*10/18/18 19:07*	*1*
Dibromofluoromethane (Surr)	*98*		*70 - 130*		*10/18/18 19:07*	*1*
Toluene-d8 (Surr)	*99*		*70 - 130*		*10/18/18 19:07*	*1*

Client Sample ID: MW-10
Date Collected: 10/16/18 09:20
Date Received: 10/17/18 09:25

Lab Sample ID: 490-161417-16
Matrix: Water

Method: 8260B - Volatile Organic Compounds (GC/MS)

Analyte	Result	Qualifier	RL	MDL	Unit	D	Prepared	Analyzed	Dil Fac
1,1,1,2-Tetrachloroethane	ND		1.00	0.150	ug/L			10/18/18 19:34	1
1,1,1-Trichloroethane	ND		1.00	0.190	ug/L			10/18/18 19:34	1
1,1,2,2-Tetrachloroethane	ND		1.00	0.190	ug/L			10/18/18 19:34	1
1,1,2-Trichloroethane	ND		1.00	0.190	ug/L			10/18/18 19:34	1
1,1-Dichloroethane	ND		1.00	0.240	ug/L			10/18/18 19:34	1
1,1-Dichloroethene	ND		1.00	0.250	ug/L			10/18/18 19:34	1
1,1-Dichloropropene	ND		1.00	0.200	ug/L			10/18/18 19:34	1
1,2,3-Trichlorobenzene	ND		1.00	0.230	ug/L			10/18/18 19:34	1
1,2,3-Trichloropropane	ND		1.00	0.230	ug/L			10/18/18 19:34	1
1,2,4-Trichlorobenzene	ND		1.00	0.200	ug/L			10/18/18 19:34	1
1,2,4-Trimethylbenzene	**0.172**	**J B**	1.00	0.170	ug/L			10/18/18 19:34	1
1,2-Dibromo-3-Chloropropane	ND		10.0	0.940	ug/L			10/18/18 19:34	1
1,2-Dibromoethane (EDB)	ND		1.00	0.210	ug/L			10/18/18 19:34	1
1,2-Dichlorobenzene	ND		1.00	0.190	ug/L			10/18/18 19:34	1
1,2-Dichloroethane	ND		1.00	0.200	ug/L			10/18/18 19:34	1
1,2-Dichloropropane	ND		1.00	0.250	ug/L			10/18/18 19:34	1
1,3,5-Trimethylbenzene	ND		1.00	0.170	ug/L			10/18/18 19:34	1
1,3-Dichlorobenzene	ND		1.00	0.180	ug/L			10/18/18 19:34	1
1,3-Dichloropropane	ND		1.00	0.190	ug/L			10/18/18 19:34	1
1,4-Dichlorobenzene	ND		1.00	0.170	ug/L			10/18/18 19:34	1
2,2-Dichloropropane	ND		1.00	0.160	ug/L			10/18/18 19:34	1
2-Butanone (MEK)	ND		50.0	2.64	ug/L			10/18/18 19:34	1
2-Chlorotoluene	ND		1.00	0.180	ug/L			10/18/18 19:34	1
2-Hexanone	ND		10.0	1.28	ug/L			10/18/18 19:34	1
4-Chlorotoluene	ND		1.00	0.170	ug/L			10/18/18 19:34	1
4-Methyl-2-pentanone (MIBK)	ND		10.0	0.810	ug/L			10/18/18 19:34	1
Acetone	ND		25.0	2.66	ug/L			10/18/18 19:34	1
Benzene	ND		1.00	0.200	ug/L			10/18/18 19:34	1
Bromobenzene	ND		1.00	0.210	ug/L			10/18/18 19:34	1
Bromochloromethane	ND		1.00	0.150	ug/L			10/18/18 19:34	1
Bromodichloromethane	ND		1.00	0.170	ug/L			10/18/18 19:34	1
Bromoform	ND		1.00	0.290	ug/L			10/18/18 19:34	1
Bromomethane	ND		1.00	0.350	ug/L			10/18/18 19:34	1
Carbon disulfide	ND		1.00	0.220	ug/L			10/18/18 19:34	1
Carbon tetrachloride	ND		1.00	0.180	ug/L			10/18/18 19:34	1
Chlorobenzene	ND		1.00	0.180	ug/L			10/18/18 19:34	1
Chlorodibromomethane	ND		1.00	0.250	ug/L			10/18/18 19:34	1
Chloroethane	ND		1.00	0.360	ug/L			10/18/18 19:34	1
Chloroform	ND		1.00	0.230	ug/L			10/18/18 19:34	1
Chloromethane	ND		1.00	0.360	ug/L			10/18/18 19:34	1
cis-1,2-Dichloroethene	ND		1.00	0.210	ug/L			10/18/18 19:34	1
cis-1,3-Dichloropropene	ND		1.00	0.170	ug/L			10/18/18 19:34	1
Dibromomethane	ND		1.00	0.450	ug/L			10/18/18 19:34	1
Dichlorodifluoromethane	ND		1.00	0.170	ug/L			10/18/18 19:34	1
Ethylbenzene	ND		1.00	0.190	ug/L			10/18/18 19:34	1
Hexachlorobutadiene	ND		2.00	0.380	ug/L			10/18/18 19:34	1
Isopropylbenzene	ND		1.00	0.330	ug/L			10/18/18 19:34	1
Methyl tert-butyl ether	ND		1.00	0.170	ug/L			10/18/18 19:34	1
Methylene Chloride	ND		5.00	1.00	ug/L			10/18/18 19:34	1

Client: URS Corporation
Project/Site: C&D Conyers GA

TestAmerica Job ID: 490-161417-1

Client Sample ID: MW-10
Date Collected: 10/16/18 09:20
Date Received: 10/17/18 09:25

Lab Sample ID: 490-161417-16
Matrix: Water

Method: 8260B - Volatile Organic Compounds (GC/MS) (Continued)

Analyte	Result	Qualifier	RL	MDL	Unit	D	Prepared	Analyzed	Dil Fac
Naphthalene	ND		5.00	0.210	ug/L			10/18/18 19:34	1
n-Butylbenzene	ND		1.00	0.240	ug/L			10/18/18 19:34	1
N-Propylbenzene	ND		1.00	0.170	ug/L			10/18/18 19:34	1
p-Isopropyltoluene	ND		1.00	0.170	ug/L			10/18/18 19:34	1
sec-Butylbenzene	ND		1.00	0.170	ug/L			10/18/18 19:34	1
Styrene	ND		1.00	0.280	ug/L			10/18/18 19:34	1
tert-Butylbenzene	ND		1.00	0.170	ug/L			10/18/18 19:34	1
Tetrachloroethene	**0.528**	**J**	1.00	0.140	ug/L			10/18/18 19:34	1
Toluene	ND		1.00	0.170	ug/L			10/18/18 19:34	1
trans-1,2-Dichloroethene	ND		1.00	0.230	ug/L			10/18/18 19:34	1
trans-1,3-Dichloropropene	ND		1.00	0.170	ug/L			10/18/18 19:34	1
Trichloroethene	**5.55**		1.00	0.200	ug/L			10/18/18 19:34	1
Trichlorofluoromethane	ND		1.00	0.210	ug/L			10/18/18 19:34	1
Vinyl chloride	ND		1.00	0.180	ug/L			10/18/18 19:34	1
Xylenes, Total	ND		3.00	0.580	ug/L			10/18/18 19:34	1

Surrogate	*%Recovery*	*Qualifier*	*Limits*	*Prepared*	*Analyzed*	*Dil Fac*
1,2-Dichloroethane-d4 (Surr)	*90*		*70 - 130*		*10/18/18 19:34*	*1*
4-Bromofluorobenzene (Surr)	*99*		*70 - 130*		*10/18/18 19:34*	*1*
Dibromofluoromethane (Surr)	*99*		*70 - 130*		*10/18/18 19:34*	*1*
Toluene-d8 (Surr)	*101*		*70 - 130*		*10/18/18 19:34*	*1*

Client Sample ID: MW-38
Date Collected: 10/16/18 10:12
Date Received: 10/17/18 09:25

Lab Sample ID: 490-161417-17
Matrix: Water

Method: 8260B - Volatile Organic Compounds (GC/MS)

Analyte	Result	Qualifier	RL	MDL	Unit	D	Prepared	Analyzed	Dil Fac
1,1,1,2-Tetrachloroethane	ND		5.00	0.750	ug/L			10/18/18 16:21	5
1,1,1-Trichloroethane	ND		5.00	0.950	ug/L			10/18/18 16:21	5
1,1,2,2-Tetrachloroethane	ND		5.00	0.950	ug/L			10/18/18 16:21	5
1,1,2-Trichloroethane	ND		5.00	0.950	ug/L			10/18/18 16:21	5
1,1-Dichloroethane	ND		5.00	1.20	ug/L			10/18/18 16:21	5
1,1-Dichloroethene	**1.50**	**J**	5.00	1.25	ug/L			10/18/18 16:21	5
1,1-Dichloropropene	ND		5.00	1.00	ug/L			10/18/18 16:21	5
1,2,3-Trichlorobenzene	ND		5.00	1.15	ug/L			10/18/18 16:21	5
1,2,3-Trichloropropane	ND		5.00	1.15	ug/L			10/18/18 16:21	5
1,2,4-Trichlorobenzene	ND		5.00	1.00	ug/L			10/18/18 16:21	5
1,2,4-Trimethylbenzene	ND		5.00	0.850	ug/L			10/18/18 16:21	5
1,2-Dibromo-3-Chloropropane	ND		50.0	4.70	ug/L			10/18/18 16:21	5
1,2-Dibromoethane (EDB)	ND		5.00	1.05	ug/L			10/18/18 16:21	5
1,2-Dichlorobenzene	ND		5.00	0.950	ug/L			10/18/18 16:21	5
1,2-Dichloroethane	ND		5.00	1.00	ug/L			10/18/18 16:21	5
1,2-Dichloropropane	ND		5.00	1.25	ug/L			10/18/18 16:21	5
1,3,5-Trimethylbenzene	ND		5.00	0.850	ug/L			10/18/18 16:21	5
1,3-Dichlorobenzene	ND		5.00	0.900	ug/L			10/18/18 16:21	5
1,3-Dichloropropane	ND		5.00	0.950	ug/L			10/18/18 16:21	5
1,4-Dichlorobenzene	ND		5.00	0.850	ug/L			10/18/18 16:21	5
2,2-Dichloropropane	ND		5.00	0.800	ug/L			10/18/18 16:21	5
2-Butanone (MEK)	ND		250	13.2	ug/L			10/18/18 16:21	5
2-Chlorotoluene	ND		5.00	0.900	ug/L			10/18/18 16:21	5
2-Hexanone	ND		50.0	6.40	ug/L			10/18/18 16:21	5
4-Chlorotoluene	ND		5.00	0.850	ug/L			10/18/18 16:21	5
4-Methyl-2-pentanone (MIBK)	ND		50.0	4.05	ug/L			10/18/18 16:21	5
Acetone	ND		125	13.3	ug/L			10/18/18 16:21	5
Benzene	ND		5.00	1.00	ug/L			10/18/18 16:21	5
Bromobenzene	ND		5.00	1.05	ug/L			10/18/18 16:21	5
Bromochloromethane	ND		5.00	0.750	ug/L			10/18/18 16:21	5
Bromodichloromethane	ND		5.00	0.850	ug/L			10/18/18 16:21	5
Bromoform	ND		5.00	1.45	ug/L			10/18/18 16:21	5
Bromomethane	ND		5.00	1.75	ug/L			10/18/18 16:21	5
Carbon disulfide	ND		5.00	1.10	ug/L			10/18/18 16:21	5
Carbon tetrachloride	ND		5.00	0.900	ug/L			10/18/18 16:21	5
Chlorobenzene	ND		5.00	0.900	ug/L			10/18/18 16:21	5
Chlorodibromomethane	ND		5.00	1.25	ug/L			10/18/18 16:21	5
Chloroethane	ND		5.00	1.80	ug/L			10/18/18 16:21	5
Chloroform	ND		5.00	1.15	ug/L			10/18/18 16:21	5
Chloromethane	ND		5.00	1.80	ug/L			10/18/18 16:21	5
cis-1,2-Dichloroethene	**33.3**		5.00	1.05	ug/L			10/18/18 16:21	5
cis-1,3-Dichloropropene	ND		5.00	0.850	ug/L			10/18/18 16:21	5
Dibromomethane	ND		5.00	2.25	ug/L			10/18/18 16:21	5
Dichlorodifluoromethane	ND		5.00	0.850	ug/L			10/18/18 16:21	5
Ethylbenzene	ND		5.00	0.950	ug/L			10/18/18 16:21	5
Hexachlorobutadiene	ND		10.0	1.90	ug/L			10/18/18 16:21	5
Isopropylbenzene	ND		5.00	1.65	ug/L			10/18/18 16:21	5
Methyl tert-butyl ether	ND		5.00	0.850	ug/L			10/18/18 16:21	5
Methylene Chloride	ND		25.0	5.00	ug/L			10/18/18 16:21	5

Client Sample ID: MW-38
Date Collected: 10/16/18 10:12
Date Received: 10/17/18 09:25

Lab Sample ID: 490-161417-17
Matrix: Water

Method: 8260B - Volatile Organic Compounds (GC/MS) (Continued)

Analyte	Result	Qualifier	RL	MDL	Unit	D	Prepared	Analyzed	Dil Fac
Naphthalene	ND		25.0	1.05	ug/L			10/18/18 16:21	5
n-Butylbenzene	ND		5.00	1.20	ug/L			10/18/18 16:21	5
N-Propylbenzene	ND		5.00	0.850	ug/L			10/18/18 16:21	5
p-Isopropyltoluene	ND		5.00	0.850	ug/L			10/18/18 16:21	5
sec-Butylbenzene	ND		5.00	0.850	ug/L			10/18/18 16:21	5
Styrene	ND		5.00	1.40	ug/L			10/18/18 16:21	5
tert-Butylbenzene	ND		5.00	0.850	ug/L			10/18/18 16:21	5
Tetrachloroethene	**2.82**	**J**	5.00	0.700	ug/L			10/18/18 16:21	5
Toluene	ND		5.00	0.850	ug/L			10/18/18 16:21	5
trans-1,2-Dichloroethene	ND		5.00	1.15	ug/L			10/18/18 16:21	5
trans-1,3-Dichloropropene	ND		5.00	0.850	ug/L			10/18/18 16:21	5
Trichloroethene	**563**		5.00	1.00	ug/L			10/18/18 16:21	5
Trichlorofluoromethane	ND		5.00	1.05	ug/L			10/18/18 16:21	5
Vinyl chloride	ND		5.00	0.900	ug/L			10/18/18 16:21	5
Xylenes, Total	ND		15.0	2.90	ug/L			10/18/18 16:21	5

Surrogate	*%Recovery*	*Qualifier*	*Limits*	*Prepared*	*Analyzed*	*Dil Fac*
1,2-Dichloroethane-d4 (Surr)	*90*		*70 - 130*		*10/18/18 16:21*	*5*
4-Bromofluorobenzene (Surr)	*98*		*70 - 130*		*10/18/18 16:21*	*5*
Dibromofluoromethane (Surr)	*98*		*70 - 130*		*10/18/18 16:21*	*5*
Toluene-d8 (Surr)	*100*		*70 - 130*		*10/18/18 16:21*	*5*

Client Sample ID: MW-37
Date Collected: 10/16/18 10:20
Date Received: 10/17/18 09:25

Lab Sample ID: 490-161417-18
Matrix: Water

Method: 8260B - Volatile Organic Compounds (GC/MS)

Analyte	Result	Qualifier	RL	MDL	Unit	D	Prepared	Analyzed	Dil Fac
1,1,1,2-Tetrachloroethane	ND		1.00	0.150	ug/L			10/19/18 14:50	1
1,1,1-Trichloroethane	ND		1.00	0.190	ug/L			10/19/18 14:50	1
1,1,2,2-Tetrachloroethane	ND		1.00	0.190	ug/L			10/19/18 14:50	1
1,1,2-Trichloroethane	ND		1.00	0.190	ug/L			10/19/18 14:50	1
1,1-Dichloroethane	ND		1.00	0.240	ug/L			10/19/18 14:50	1
1,1-Dichloroethene	**0.301**	**J**	1.00	0.250	ug/L			10/19/18 14:50	1
1,1-Dichloropropene	ND		1.00	0.200	ug/L			10/19/18 14:50	1
1,2,3-Trichlorobenzene	ND		1.00	0.230	ug/L			10/19/18 14:50	1
1,2,3-Trichloropropane	ND		1.00	0.230	ug/L			10/19/18 14:50	1
1,2,4-Trichlorobenzene	ND		1.00	0.200	ug/L			10/19/18 14:50	1
1,2,4-Trimethylbenzene	**0.174**	**J**	1.00	0.170	ug/L			10/19/18 14:50	1
1,2-Dibromo-3-Chloropropane	ND		10.0	0.940	ug/L			10/19/18 14:50	1
1,2-Dibromoethane (EDB)	ND		1.00	0.210	ug/L			10/19/18 14:50	1
1,2-Dichlorobenzene	ND		1.00	0.190	ug/L			10/19/18 14:50	1
1,2-Dichloroethane	ND		1.00	0.200	ug/L			10/19/18 14:50	1
1,2-Dichloropropane	ND		1.00	0.250	ug/L			10/19/18 14:50	1
1,3,5-Trimethylbenzene	ND		1.00	0.170	ug/L			10/19/18 14:50	1
1,3-Dichlorobenzene	ND		1.00	0.180	ug/L			10/19/18 14:50	1
1,3-Dichloropropane	ND		1.00	0.190	ug/L			10/19/18 14:50	1
1,4-Dichlorobenzene	ND		1.00	0.170	ug/L			10/19/18 14:50	1
2,2-Dichloropropane	ND		1.00	0.160	ug/L			10/19/18 14:50	1
2-Butanone (MEK)	ND		50.0	2.64	ug/L			10/19/18 14:50	1
2-Chlorotoluene	ND		1.00	0.180	ug/L			10/19/18 14:50	1
2-Hexanone	ND		10.0	1.28	ug/L			10/19/18 14:50	1
4-Chlorotoluene	ND		1.00	0.170	ug/L			10/19/18 14:50	1
4-Methyl-2-pentanone (MIBK)	ND		10.0	0.810	ug/L			10/19/18 14:50	1
Acetone	ND		25.0	2.66	ug/L			10/19/18 14:50	1
Benzene	ND		1.00	0.200	ug/L			10/19/18 14:50	1
Bromobenzene	ND		1.00	0.210	ug/L			10/19/18 14:50	1
Bromochloromethane	ND		1.00	0.150	ug/L			10/19/18 14:50	1
Bromodichloromethane	ND		1.00	0.170	ug/L			10/19/18 14:50	1
Bromoform	ND		1.00	0.290	ug/L			10/19/18 14:50	1
Bromomethane	ND		1.00	0.350	ug/L			10/19/18 14:50	1
Carbon disulfide	ND		1.00	0.220	ug/L			10/19/18 14:50	1
Carbon tetrachloride	ND		1.00	0.180	ug/L			10/19/18 14:50	1
Chlorobenzene	ND		1.00	0.180	ug/L			10/19/18 14:50	1
Chlorodibromomethane	ND		1.00	0.250	ug/L			10/19/18 14:50	1
Chloroethane	ND		1.00	0.360	ug/L			10/19/18 14:50	1
Chloroform	**0.597**	**J**	1.00	0.230	ug/L			10/19/18 14:50	1
Chloromethane	ND		1.00	0.360	ug/L			10/19/18 14:50	1
cis-1,2-Dichloroethene	**0.355**	**J**	1.00	0.210	ug/L			10/19/18 14:50	1
cis-1,3-Dichloropropene	ND		1.00	0.170	ug/L			10/19/18 14:50	1
Dibromomethane	ND		1.00	0.450	ug/L			10/19/18 14:50	1
Dichlorodifluoromethane	ND		1.00	0.170	ug/L			10/19/18 14:50	1
Ethylbenzene	ND		1.00	0.190	ug/L			10/19/18 14:50	1
Hexachlorobutadiene	ND		2.00	0.380	ug/L			10/19/18 14:50	1
Isopropylbenzene	ND		1.00	0.330	ug/L			10/19/18 14:50	1
Methyl tert-butyl ether	ND		1.00	0.170	ug/L			10/19/18 14:50	1
Methylene Chloride	ND		5.00	1.00	ug/L			10/19/18 14:50	1

Client Sample ID: MW-37
Date Collected: 10/16/18 10:20
Date Received: 10/17/18 09:25

Lab Sample ID: 490-161417-18
Matrix: Water

Method: 8260B - Volatile Organic Compounds (GC/MS) (Continued)

Analyte	Result	Qualifier	RL	MDL	Unit	D	Prepared	Analyzed	Dil Fac
Naphthalene	ND		5.00	0.210	ug/L			10/19/18 14:50	1
n-Butylbenzene	ND		1.00	0.240	ug/L			10/19/18 14:50	1
N-Propylbenzene	ND		1.00	0.170	ug/L			10/19/18 14:50	1
p-Isopropyltoluene	ND		1.00	0.170	ug/L			10/19/18 14:50	1
sec-Butylbenzene	ND		1.00	0.170	ug/L			10/19/18 14:50	1
Styrene	ND		1.00	0.280	ug/L			10/19/18 14:50	1
tert-Butylbenzene	ND		1.00	0.170	ug/L			10/19/18 14:50	1
Tetrachloroethene	**1.42**		1.00	0.140	ug/L			10/19/18 14:50	1
Toluene	ND		1.00	0.170	ug/L			10/19/18 14:50	1
trans-1,2-Dichloroethene	ND		1.00	0.230	ug/L			10/19/18 14:50	1
trans-1,3-Dichloropropene	ND		1.00	0.170	ug/L			10/19/18 14:50	1
Trichloroethene	**233**		1.00	0.200	ug/L			10/19/18 14:50	1
Trichlorofluoromethane	ND		1.00	0.210	ug/L			10/19/18 14:50	1
Vinyl chloride	ND		1.00	0.180	ug/L			10/19/18 14:50	1
Xylenes, Total	ND		3.00	0.580	ug/L			10/19/18 14:50	1

Surrogate	*%Recovery*	*Qualifier*	*Limits*	*Prepared*	*Analyzed*	*Dil Fac*
1,2-Dichloroethane-d4 (Surr)	*92*		*70 - 130*		*10/19/18 14:50*	*1*
4-Bromofluorobenzene (Surr)	*99*		*70 - 130*		*10/19/18 14:50*	*1*
Dibromofluoromethane (Surr)	*98*		*70 - 130*		*10/19/18 14:50*	*1*
Toluene-d8 (Surr)	*98*		*70 - 130*		*10/19/18 14:50*	*1*

Client Sample ID: MW-30SBR
Date Collected: 10/16/18 11:20
Date Received: 10/17/18 09:25

Lab Sample ID: 490-161417-19
Matrix: Water

Method: 8260B - Volatile Organic Compounds (GC/MS)

Analyte	Result	Qualifier	RL	MDL	Unit	D	Prepared	Analyzed	Dil Fac
1,1,1,2-Tetrachloroethane	ND		1.00	0.150	ug/L			10/19/18 07:30	1
1,1,1-Trichloroethane	ND		1.00	0.190	ug/L			10/19/18 07:30	1
1,1,2,2-Tetrachloroethane	ND		1.00	0.190	ug/L			10/19/18 07:30	1
1,1,2-Trichloroethane	ND		1.00	0.190	ug/L			10/19/18 07:30	1
1,1-Dichloroethane	ND		1.00	0.240	ug/L			10/19/18 07:30	1
1,1-Dichloroethene	ND		1.00	0.250	ug/L			10/19/18 07:30	1
1,1-Dichloropropene	ND		1.00	0.200	ug/L			10/19/18 07:30	1
1,2,3-Trichlorobenzene	ND		1.00	0.230	ug/L			10/19/18 07:30	1
1,2,3-Trichloropropane	ND		1.00	0.230	ug/L			10/19/18 07:30	1
1,2,4-Trichlorobenzene	ND		1.00	0.200	ug/L			10/19/18 07:30	1
1,2,4-Trimethylbenzene	ND		1.00	0.170	ug/L			10/19/18 07:30	1
1,2-Dibromo-3-Chloropropane	ND		10.0	0.940	ug/L			10/19/18 07:30	1
1,2-Dibromoethane (EDB)	ND		1.00	0.210	ug/L			10/19/18 07:30	1
1,2-Dichlorobenzene	ND		1.00	0.190	ug/L			10/19/18 07:30	1
1,2-Dichloroethane	ND		1.00	0.200	ug/L			10/19/18 07:30	1
1,2-Dichloropropane	ND		1.00	0.250	ug/L			10/19/18 07:30	1
1,3,5-Trimethylbenzene	ND		1.00	0.170	ug/L			10/19/18 07:30	1
1,3-Dichlorobenzene	ND		1.00	0.180	ug/L			10/19/18 07:30	1
1,3-Dichloropropane	ND		1.00	0.190	ug/L			10/19/18 07:30	1
1,4-Dichlorobenzene	ND		1.00	0.170	ug/L			10/19/18 07:30	1
2,2-Dichloropropane	ND		1.00	0.160	ug/L			10/19/18 07:30	1
2-Butanone (MEK)	ND		50.0	2.64	ug/L			10/19/18 07:30	1
2-Chlorotoluene	ND		1.00	0.180	ug/L			10/19/18 07:30	1
2-Hexanone	ND		10.0	1.28	ug/L			10/19/18 07:30	1
4-Chlorotoluene	ND		1.00	0.170	ug/L			10/19/18 07:30	1
4-Methyl-2-pentanone (MIBK)	ND		10.0	0.810	ug/L			10/19/18 07:30	1
Acetone	ND		25.0	2.66	ug/L			10/19/18 07:30	1
Benzene	ND		1.00	0.200	ug/L			10/19/18 07:30	1
Bromobenzene	ND		1.00	0.210	ug/L			10/19/18 07:30	1
Bromochloromethane	ND		1.00	0.150	ug/L			10/19/18 07:30	1
Bromodichloromethane	ND		1.00	0.170	ug/L			10/19/18 07:30	1
Bromoform	ND		1.00	0.290	ug/L			10/19/18 07:30	1
Bromomethane	ND		1.00	0.350	ug/L			10/19/18 07:30	1
Carbon disulfide	ND		1.00	0.220	ug/L			10/19/18 07:30	1
Carbon tetrachloride	ND		1.00	0.180	ug/L			10/19/18 07:30	1
Chlorobenzene	ND		1.00	0.180	ug/L			10/19/18 07:30	1
Chlorodibromomethane	ND		1.00	0.250	ug/L			10/19/18 07:30	1
Chloroethane	ND		1.00	0.360	ug/L			10/19/18 07:30	1
Chloroform	**0.280**	**J**	1.00	0.230	ug/L			10/19/18 07:30	1
Chloromethane	ND		1.00	0.360	ug/L			10/19/18 07:30	1
cis-1,2-Dichloroethene	ND		1.00	0.210	ug/L			10/19/18 07:30	1
cis-1,3-Dichloropropene	ND		1.00	0.170	ug/L			10/19/18 07:30	1
Dibromomethane	ND		1.00	0.450	ug/L			10/19/18 07:30	1
Dichlorodifluoromethane	ND		1.00	0.170	ug/L			10/19/18 07:30	1
Ethylbenzene	ND		1.00	0.190	ug/L			10/19/18 07:30	1
Hexachlorobutadiene	ND		2.00	0.380	ug/L			10/19/18 07:30	1
Isopropylbenzene	ND		1.00	0.330	ug/L			10/19/18 07:30	1
Methyl tert-butyl ether	ND		1.00	0.170	ug/L			10/19/18 07:30	1
Methylene Chloride	ND		5.00	1.00	ug/L			10/19/18 07:30	1

Client Sample ID: MW-30SBR
Date Collected: 10/16/18 11:20
Date Received: 10/17/18 09:25

Lab Sample ID: 490-161417-19
Matrix: Water

Method: 8260B - Volatile Organic Compounds (GC/MS) (Continued)

Analyte	Result	Qualifier	RL	MDL	Unit	D	Prepared	Analyzed	Dil Fac
Naphthalene	ND		5.00	0.210	ug/L			10/19/18 07:30	1
n-Butylbenzene	ND		1.00	0.240	ug/L			10/19/18 07:30	1
N-Propylbenzene	ND		1.00	0.170	ug/L			10/19/18 07:30	1
p-Isopropyltoluene	ND		1.00	0.170	ug/L			10/19/18 07:30	1
sec-Butylbenzene	ND		1.00	0.170	ug/L			10/19/18 07:30	1
Styrene	ND		1.00	0.280	ug/L			10/19/18 07:30	1
tert-Butylbenzene	ND		1.00	0.170	ug/L			10/19/18 07:30	1
Tetrachloroethene	**0.432**	**J**	1.00	0.140	ug/L			10/19/18 07:30	1
Toluene	ND		1.00	0.170	ug/L			10/19/18 07:30	1
trans-1,2-Dichloroethene	ND		1.00	0.230	ug/L			10/19/18 07:30	1
trans-1,3-Dichloropropene	ND		1.00	0.170	ug/L			10/19/18 07:30	1
Trichloroethene	**3.61**		1.00	0.200	ug/L			10/19/18 07:30	1
Trichlorofluoromethane	ND		1.00	0.210	ug/L			10/19/18 07:30	1
Vinyl chloride	ND		1.00	0.180	ug/L			10/19/18 07:30	1
Xylenes, Total	ND		3.00	0.580	ug/L			10/19/18 07:30	1

Surrogate	*%Recovery*	*Qualifier*	*Limits*	*Prepared*	*Analyzed*	*Dil Fac*
1,2-Dichloroethane-d4 (Surr)	*89*		*70 - 130*		*10/19/18 07:30*	*1*
4-Bromofluorobenzene (Surr)	*98*		*70 - 130*		*10/19/18 07:30*	*1*
Dibromofluoromethane (Surr)	*98*		*70 - 130*		*10/19/18 07:30*	*1*
Toluene-d8 (Surr)	*102*		*70 - 130*		*10/19/18 07:30*	*1*

Client Sample ID: Trip Blank
Date Collected: 10/16/18 01:01
Date Received: 10/17/18 09:25

Lab Sample ID: 490-161417-20
Matrix: Water

Method: 8260B - Volatile Organic Compounds (GC/MS)

Analyte	Result	Qualifier	RL	MDL	Unit	D	Prepared	Analyzed	Dil Fac
1,1,1,2-Tetrachloroethane	ND		1.00	0.150	ug/L			10/19/18 01:05	1
1,1,1-Trichloroethane	ND		1.00	0.190	ug/L			10/19/18 01:05	1
1,1,2,2-Tetrachloroethane	ND		1.00	0.190	ug/L			10/19/18 01:05	1
1,1,2-Trichloroethane	ND		1.00	0.190	ug/L			10/19/18 01:05	1
1,1-Dichloroethane	ND		1.00	0.240	ug/L			10/19/18 01:05	1
1,1-Dichloroethene	ND		1.00	0.250	ug/L			10/19/18 01:05	1
1,1-Dichloropropene	ND		1.00	0.200	ug/L			10/19/18 01:05	1
1,2,3-Trichlorobenzene	ND		1.00	0.230	ug/L			10/19/18 01:05	1
1,2,3-Trichloropropane	ND		1.00	0.230	ug/L			10/19/18 01:05	1
1,2,4-Trichlorobenzene	ND		1.00	0.200	ug/L			10/19/18 01:05	1
1,2,4-Trimethylbenzene	ND		1.00	0.170	ug/L			10/19/18 01:05	1
1,2-Dibromo-3-Chloropropane	ND		10.0	0.940	ug/L			10/19/18 01:05	1
1,2-Dibromoethane (EDB)	ND		1.00	0.210	ug/L			10/19/18 01:05	1
1,2-Dichlorobenzene	ND		1.00	0.190	ug/L			10/19/18 01:05	1
1,2-Dichloroethane	ND		1.00	0.200	ug/L			10/19/18 01:05	1
1,2-Dichloropropane	ND		1.00	0.250	ug/L			10/19/18 01:05	1
1,3,5-Trimethylbenzene	ND		1.00	0.170	ug/L			10/19/18 01:05	1
1,3-Dichlorobenzene	ND		1.00	0.180	ug/L			10/19/18 01:05	1
1,3-Dichloropropane	ND		1.00	0.190	ug/L			10/19/18 01:05	1
1,4-Dichlorobenzene	ND		1.00	0.170	ug/L			10/19/18 01:05	1
2,2-Dichloropropane	ND		1.00	0.160	ug/L			10/19/18 01:05	1
2-Butanone (MEK)	ND		50.0	2.64	ug/L			10/19/18 01:05	1
2-Chlorotoluene	ND		1.00	0.180	ug/L			10/19/18 01:05	1
2-Hexanone	ND		10.0	1.28	ug/L			10/19/18 01:05	1
4-Chlorotoluene	ND		1.00	0.170	ug/L			10/19/18 01:05	1
4-Methyl-2-pentanone (MIBK)	ND		10.0	0.810	ug/L			10/19/18 01:05	1
Acetone	ND		25.0	2.66	ug/L			10/19/18 01:05	1
Benzene	ND		1.00	0.200	ug/L			10/19/18 01:05	1
Bromobenzene	ND		1.00	0.210	ug/L			10/19/18 01:05	1
Bromochloromethane	ND		1.00	0.150	ug/L			10/19/18 01:05	1
Bromodichloromethane	ND		1.00	0.170	ug/L			10/19/18 01:05	1
Bromoform	ND		1.00	0.290	ug/L			10/19/18 01:05	1
Bromomethane	ND		1.00	0.350	ug/L			10/19/18 01:05	1
Carbon disulfide	ND		1.00	0.220	ug/L			10/19/18 01:05	1
Carbon tetrachloride	ND		1.00	0.180	ug/L			10/19/18 01:05	1
Chlorobenzene	ND		1.00	0.180	ug/L			10/19/18 01:05	1
Chlorodibromomethane	ND		1.00	0.250	ug/L			10/19/18 01:05	1
Chloroethane	ND		1.00	0.360	ug/L			10/19/18 01:05	1
Chloroform	ND		1.00	0.230	ug/L			10/19/18 01:05	1
Chloromethane	ND		1.00	0.360	ug/L			10/19/18 01:05	1
cis-1,2-Dichloroethene	ND		1.00	0.210	ug/L			10/19/18 01:05	1
cis-1,3-Dichloropropene	ND		1.00	0.170	ug/L			10/19/18 01:05	1
Dibromomethane	ND		1.00	0.450	ug/L			10/19/18 01:05	1
Dichlorodifluoromethane	ND		1.00	0.170	ug/L			10/19/18 01:05	1
Ethylbenzene	ND		1.00	0.190	ug/L			10/19/18 01:05	1
Hexachlorobutadiene	ND		2.00	0.380	ug/L			10/19/18 01:05	1
Isopropylbenzene	ND		1.00	0.330	ug/L			10/19/18 01:05	1
Methyl tert-butyl ether	ND		1.00	0.170	ug/L			10/19/18 01:05	1
Methylene Chloride	ND		5.00	1.00	ug/L			10/19/18 01:05	1

Client Sample ID: Trip Blank
Date Collected: 10/16/18 01:01
Date Received: 10/17/18 09:25

Lab Sample ID: 490-161417-20
Matrix: Water

Method: 8260B - Volatile Organic Compounds (GC/MS) (Continued)

Analyte	Result	Qualifier	RL	MDL	Unit	D	Prepared	Analyzed	Dil Fac
Naphthalene	ND		5.00	0.210	ug/L			10/19/18 01:05	1
n-Butylbenzene	ND		1.00	0.240	ug/L			10/19/18 01:05	1
N-Propylbenzene	ND		1.00	0.170	ug/L			10/19/18 01:05	1
p-Isopropyltoluene	ND		1.00	0.170	ug/L			10/19/18 01:05	1
sec-Butylbenzene	ND		1.00	0.170	ug/L			10/19/18 01:05	1
Styrene	ND		1.00	0.280	ug/L			10/19/18 01:05	1
tert-Butylbenzene	ND		1.00	0.170	ug/L			10/19/18 01:05	1
Tetrachloroethene	ND		1.00	0.140	ug/L			10/19/18 01:05	1
Toluene	ND		1.00	0.170	ug/L			10/19/18 01:05	1
trans-1,2-Dichloroethene	ND		1.00	0.230	ug/L			10/19/18 01:05	1
trans-1,3-Dichloropropene	ND		1.00	0.170	ug/L			10/19/18 01:05	1
Trichloroethene	ND		1.00	0.200	ug/L			10/19/18 01:05	1
Trichlorofluoromethane	ND		1.00	0.210	ug/L			10/19/18 01:05	1
Vinyl chloride	ND		1.00	0.180	ug/L			10/19/18 01:05	1
Xylenes, Total	ND		3.00	0.580	ug/L			10/19/18 01:05	1

Surrogate	*%Recovery*	*Qualifier*	*Limits*	*Prepared*	*Analyzed*	*Dil Fac*
1,2-Dichloroethane-d4 (Surr)	*90*		*70 - 130*		*10/19/18 01:05*	*1*
4-Bromofluorobenzene (Surr)	*98*		*70 - 130*		*10/19/18 01:05*	*1*
Dibromofluoromethane (Surr)	*96*		*70 - 130*		*10/19/18 01:05*	*1*
Toluene-d8 (Surr)	*100*		*70 - 130*		*10/19/18 01:05*	*1*

Client Sample ID: CD-01
Date Collected: 10/16/18 10:45
Date Received: 10/17/18 09:25

Lab Sample ID: 490-161417-21
Matrix: Water

Method: 8260B - Volatile Organic Compounds (GC/MS)

Analyte	Result	Qualifier	RL	MDL	Unit	D	Prepared	Analyzed	Dil Fac
1,1,1,2-Tetrachloroethane	ND		1.00	0.150	ug/L			10/19/18 07:58	1
1,1,1-Trichloroethane	ND		1.00	0.190	ug/L			10/19/18 07:58	1
1,1,2,2-Tetrachloroethane	ND		1.00	0.190	ug/L			10/19/18 07:58	1
1,1,2-Trichloroethane	ND		1.00	0.190	ug/L			10/19/18 07:58	1
1,1-Dichloroethane	ND		1.00	0.240	ug/L			10/19/18 07:58	1
1,1-Dichloroethene	ND		1.00	0.250	ug/L			10/19/18 07:58	1
1,1-Dichloropropene	ND		1.00	0.200	ug/L			10/19/18 07:58	1
1,2,3-Trichlorobenzene	ND		1.00	0.230	ug/L			10/19/18 07:58	1
1,2,3-Trichloropropane	ND		1.00	0.230	ug/L			10/19/18 07:58	1
1,2,4-Trichlorobenzene	ND		1.00	0.200	ug/L			10/19/18 07:58	1
1,2,4-Trimethylbenzene	ND		1.00	0.170	ug/L			10/19/18 07:58	1
1,2-Dibromo-3-Chloropropane	ND		10.0	0.940	ug/L			10/19/18 07:58	1
1,2-Dibromoethane (EDB)	ND		1.00	0.210	ug/L			10/19/18 07:58	1
1,2-Dichlorobenzene	ND		1.00	0.190	ug/L			10/19/18 07:58	1
1,2-Dichloroethane	ND		1.00	0.200	ug/L			10/19/18 07:58	1
1,2-Dichloropropane	ND		1.00	0.250	ug/L			10/19/18 07:58	1
1,3,5-Trimethylbenzene	ND		1.00	0.170	ug/L			10/19/18 07:58	1
1,3-Dichlorobenzene	ND		1.00	0.180	ug/L			10/19/18 07:58	1
1,3-Dichloropropane	ND		1.00	0.190	ug/L			10/19/18 07:58	1
1,4-Dichlorobenzene	ND		1.00	0.170	ug/L			10/19/18 07:58	1
2,2-Dichloropropane	ND		1.00	0.160	ug/L			10/19/18 07:58	1
2-Butanone (MEK)	ND		50.0	2.64	ug/L			10/19/18 07:58	1
2-Chlorotoluene	ND		1.00	0.180	ug/L			10/19/18 07:58	1
2-Hexanone	ND		10.0	1.28	ug/L			10/19/18 07:58	1
4-Chlorotoluene	ND		1.00	0.170	ug/L			10/19/18 07:58	1
4-Methyl-2-pentanone (MIBK)	ND		10.0	0.810	ug/L			10/19/18 07:58	1
Acetone	ND		25.0	2.66	ug/L			10/19/18 07:58	1
Benzene	ND		1.00	0.200	ug/L			10/19/18 07:58	1
Bromobenzene	ND		1.00	0.210	ug/L			10/19/18 07:58	1
Bromochloromethane	ND		1.00	0.150	ug/L			10/19/18 07:58	1
Bromodichloromethane	ND		1.00	0.170	ug/L			10/19/18 07:58	1
Bromoform	ND		1.00	0.290	ug/L			10/19/18 07:58	1
Bromomethane	ND		1.00	0.350	ug/L			10/19/18 07:58	1
Carbon disulfide	ND		1.00	0.220	ug/L			10/19/18 07:58	1
Carbon tetrachloride	ND		1.00	0.180	ug/L			10/19/18 07:58	1
Chlorobenzene	ND		1.00	0.180	ug/L			10/19/18 07:58	1
Chlorodibromomethane	ND		1.00	0.250	ug/L			10/19/18 07:58	1
Chloroethane	ND		1.00	0.360	ug/L			10/19/18 07:58	1
Chloroform	ND		1.00	0.230	ug/L			10/19/18 07:58	1
Chloromethane	ND		1.00	0.360	ug/L			10/19/18 07:58	1
cis-1,2-Dichloroethene	ND		1.00	0.210	ug/L			10/19/18 07:58	1
cis-1,3-Dichloropropene	ND		1.00	0.170	ug/L			10/19/18 07:58	1
Dibromomethane	ND		1.00	0.450	ug/L			10/19/18 07:58	1
Dichlorodifluoromethane	ND		1.00	0.170	ug/L			10/19/18 07:58	1
Ethylbenzene	ND		1.00	0.190	ug/L			10/19/18 07:58	1
Hexachlorobutadiene	ND		2.00	0.380	ug/L			10/19/18 07:58	1
Isopropylbenzene	ND		1.00	0.330	ug/L			10/19/18 07:58	1
Methyl tert-butyl ether	ND		1.00	0.170	ug/L			10/19/18 07:58	1
Methylene Chloride	ND		5.00	1.00	ug/L			10/19/18 07:58	1

Client Sample ID: CD-01
Date Collected: 10/16/18 10:45
Date Received: 10/17/18 09:25

Lab Sample ID: 490-161417-21
Matrix: Water

Method: 8260B - Volatile Organic Compounds (GC/MS) (Continued)

Analyte	Result	Qualifier	RL	MDL	Unit	D	Prepared	Analyzed	Dil Fac
Naphthalene	ND		5.00	0.210	ug/L			10/19/18 07:58	1
n-Butylbenzene	ND		1.00	0.240	ug/L			10/19/18 07:58	1
N-Propylbenzene	ND		1.00	0.170	ug/L			10/19/18 07:58	1
p-Isopropyltoluene	ND		1.00	0.170	ug/L			10/19/18 07:58	1
sec-Butylbenzene	ND		1.00	0.170	ug/L			10/19/18 07:58	1
Styrene	ND		1.00	0.280	ug/L			10/19/18 07:58	1
tert-Butylbenzene	ND		1.00	0.170	ug/L			10/19/18 07:58	1
Tetrachloroethene	ND		1.00	0.140	ug/L			10/19/18 07:58	1
Toluene	ND		1.00	0.170	ug/L			10/19/18 07:58	1
trans-1,2-Dichloroethene	ND		1.00	0.230	ug/L			10/19/18 07:58	1
trans-1,3-Dichloropropene	ND		1.00	0.170	ug/L			10/19/18 07:58	1
Trichloroethene	ND		1.00	0.200	ug/L			10/19/18 07:58	1
Trichlorofluoromethane	ND		1.00	0.210	ug/L			10/19/18 07:58	1
Vinyl chloride	ND		1.00	0.180	ug/L			10/19/18 07:58	1
Xylenes, Total	ND		3.00	0.580	ug/L			10/19/18 07:58	1

Surrogate	*%Recovery*	*Qualifier*	*Limits*	*Prepared*	*Analyzed*	*Dil Fac*
1,2-Dichloroethane-d4 (Surr)	*88*		*70 - 130*		*10/19/18 07:58*	*1*
4-Bromofluorobenzene (Surr)	*100*		*70 - 130*		*10/19/18 07:58*	*1*
Dibromofluoromethane (Surr)	*96*		*70 - 130*		*10/19/18 07:58*	*1*
Toluene-d8 (Surr)	*101*		*70 - 130*		*10/19/18 07:58*	*1*

Method: 6020A - Metals (ICP/MS)

Analyte	Result	Qualifier	RL	MDL	Unit	D	Prepared	Analyzed	Dil Fac
Lead	**1.49**		0.0200	0.00100	mg/L		10/18/18 13:35	10/30/18 23:18	10

Method: 8260B - Volatile Organic Compounds (GC/MS)

Lab Sample ID: MB 490-550906/6
Matrix: Water
Analysis Batch: 550906

Client Sample ID: Method Blank
Prep Type: Total/NA

Analyte	MB Result	MB Qualifier	RL	MDL	Unit	D	Prepared	Analyzed	Dil Fac
1,1,1,2-Tetrachloroethane	ND		1.00	0.150	ug/L			10/18/18 12:13	1
1,1,1-Trichloroethane	ND		1.00	0.190	ug/L			10/18/18 12:13	1
1,1,2,2-Tetrachloroethane	ND		1.00	0.190	ug/L			10/18/18 12:13	1
1,1,2-Trichloroethane	ND		1.00	0.190	ug/L			10/18/18 12:13	1
1,1-Dichloroethane	ND		1.00	0.240	ug/L			10/18/18 12:13	1
1,1-Dichloroethene	ND		1.00	0.250	ug/L			10/18/18 12:13	1
1,1-Dichloropropene	ND		1.00	0.200	ug/L			10/18/18 12:13	1
1,2,3-Trichlorobenzene	ND		1.00	0.230	ug/L			10/18/18 12:13	1
1,2,3-Trichloropropane	ND		1.00	0.230	ug/L			10/18/18 12:13	1
1,2,4-Trichlorobenzene	ND		1.00	0.200	ug/L			10/18/18 12:13	1
1,2,4-Trimethylbenzene	0.1730	J	1.00	0.170	ug/L			10/18/18 12:13	1
1,2-Dibromo-3-Chloropropane	ND		10.0	0.940	ug/L			10/18/18 12:13	1
1,2-Dibromoethane (EDB)	ND		1.00	0.210	ug/L			10/18/18 12:13	1
1,2-Dichlorobenzene	ND		1.00	0.190	ug/L			10/18/18 12:13	1
1,2-Dichloroethane	ND		1.00	0.200	ug/L			10/18/18 12:13	1
1,2-Dichloropropane	ND		1.00	0.250	ug/L			10/18/18 12:13	1
1,3,5-Trimethylbenzene	ND		1.00	0.170	ug/L			10/18/18 12:13	1
1,3-Dichlorobenzene	ND		1.00	0.180	ug/L			10/18/18 12:13	1
1,3-Dichloropropane	ND		1.00	0.190	ug/L			10/18/18 12:13	1
1,4-Dichlorobenzene	ND		1.00	0.170	ug/L			10/18/18 12:13	1
2,2-Dichloropropane	ND		1.00	0.160	ug/L			10/18/18 12:13	1
2-Butanone (MEK)	ND		50.0	2.64	ug/L			10/18/18 12:13	1
2-Chlorotoluene	ND		1.00	0.180	ug/L			10/18/18 12:13	1
2-Hexanone	ND		10.0	1.28	ug/L			10/18/18 12:13	1
4-Chlorotoluene	ND		1.00	0.170	ug/L			10/18/18 12:13	1
4-Methyl-2-pentanone (MIBK)	ND		10.0	0.810	ug/L			10/18/18 12:13	1
Acetone	ND		25.0	2.66	ug/L			10/18/18 12:13	1
Benzene	ND		1.00	0.200	ug/L			10/18/18 12:13	1
Bromobenzene	ND		1.00	0.210	ug/L			10/18/18 12:13	1
Bromochloromethane	ND		1.00	0.150	ug/L			10/18/18 12:13	1
Bromodichloromethane	ND		1.00	0.170	ug/L			10/18/18 12:13	1
Bromoform	ND		1.00	0.290	ug/L			10/18/18 12:13	1
Bromomethane	ND		1.00	0.350	ug/L			10/18/18 12:13	1
Carbon disulfide	ND		1.00	0.220	ug/L			10/18/18 12:13	1
Carbon tetrachloride	ND		1.00	0.180	ug/L			10/18/18 12:13	1
Chlorobenzene	ND		1.00	0.180	ug/L			10/18/18 12:13	1
Chlorodibromomethane	ND		1.00	0.250	ug/L			10/18/18 12:13	1
Chloroethane	ND		1.00	0.360	ug/L			10/18/18 12:13	1
Chloroform	ND		1.00	0.230	ug/L			10/18/18 12:13	1
Chloromethane	ND		1.00	0.360	ug/L			10/18/18 12:13	1
cis-1,2-Dichloroethene	ND		1.00	0.210	ug/L			10/18/18 12:13	1
cis-1,3-Dichloropropene	ND		1.00	0.170	ug/L			10/18/18 12:13	1
Dibromomethane	ND		1.00	0.450	ug/L			10/18/18 12:13	1
Dichlorodifluoromethane	ND		1.00	0.170	ug/L			10/18/18 12:13	1
Ethylbenzene	ND		1.00	0.190	ug/L			10/18/18 12:13	1
Hexachlorobutadiene	ND		2.00	0.380	ug/L			10/18/18 12:13	1
Isopropylbenzene	ND		1.00	0.330	ug/L			10/18/18 12:13	1
Methyl tert-butyl ether	ND		1.00	0.170	ug/L			10/18/18 12:13	1

Method: 8260B - Volatile Organic Compounds (GC/MS) (Continued)

Lab Sample ID: MB 490-550906/6
Matrix: Water
Analysis Batch: 550906

Client Sample ID: Method Blank
Prep Type: Total/NA

Analyte	MB Result	MB Qualifier	RL	MDL	Unit	D	Prepared	Analyzed	Dil Fac
Methylene Chloride	ND		5.00	1.00	ug/L			10/18/18 12:13	1
Naphthalene	ND		5.00	0.210	ug/L			10/18/18 12:13	1
n-Butylbenzene	ND		1.00	0.240	ug/L			10/18/18 12:13	1
N-Propylbenzene	ND		1.00	0.170	ug/L			10/18/18 12:13	1
p-Isopropyltoluene	ND		1.00	0.170	ug/L			10/18/18 12:13	1
sec-Butylbenzene	ND		1.00	0.170	ug/L			10/18/18 12:13	1
Styrene	ND		1.00	0.280	ug/L			10/18/18 12:13	1
tert-Butylbenzene	ND		1.00	0.170	ug/L			10/18/18 12:13	1
Tetrachloroethene	ND		1.00	0.140	ug/L			10/18/18 12:13	1
Toluene	ND		1.00	0.170	ug/L			10/18/18 12:13	1
trans-1,2-Dichloroethene	ND		1.00	0.230	ug/L			10/18/18 12:13	1
trans-1,3-Dichloropropene	ND		1.00	0.170	ug/L			10/18/18 12:13	1
Trichloroethene	ND		1.00	0.200	ug/L			10/18/18 12:13	1
Trichlorofluoromethane	ND		1.00	0.210	ug/L			10/18/18 12:13	1
Vinyl chloride	ND		1.00	0.180	ug/L			10/18/18 12:13	1
Xylenes, Total	ND		3.00	0.580	ug/L			10/18/18 12:13	1

Surrogate	*MB %Recovery*	*MB Qualifier*	*Limits*	*Prepared*	*Analyzed*	*Dil Fac*
1,2-Dichloroethane-d4 (Surr)	*86*		*70 - 130*		*10/18/18 12:13*	*1*
4-Bromofluorobenzene (Surr)	*99*		*70 - 130*		*10/18/18 12:13*	*1*
Dibromofluoromethane (Surr)	*98*		*70 - 130*		*10/18/18 12:13*	*1*
Toluene-d8 (Surr)	*101*		*70 - 130*		*10/18/18 12:13*	*1*

Lab Sample ID: LCS 490-550906/3
Matrix: Water
Analysis Batch: 550906

Client Sample ID: Lab Control Sample
Prep Type: Total/NA

Analyte	Spike Added	LCS Result	LCS Qualifier	Unit	D	%Rec	%Rec. Limits
1,1,1,2-Tetrachloroethane	20.0	19.21		ug/L		96	70 - 130
1,1,1-Trichloroethane	20.0	19.46		ug/L		97	70 - 135
1,1,2,2-Tetrachloroethane	20.0	19.31		ug/L		97	69 - 131
1,1,2-Trichloroethane	20.0	19.37		ug/L		97	70 - 130
1,1-Dichloroethane	20.0	19.12		ug/L		96	70 - 130
1,1-Dichloroethene	20.0	20.39		ug/L		102	70 - 132
1,1-Dichloropropene	20.0	19.68		ug/L		98	70 - 130
1,2,3-Trichlorobenzene	20.0	19.11		ug/L		96	46 - 150
1,2,3-Trichloropropane	20.0	19.25		ug/L		96	70 - 131
1,2,4-Trichlorobenzene	20.0	18.74		ug/L		94	58 - 147
1,2,4-Trimethylbenzene	20.0	18.48		ug/L		92	70 - 130
1,2-Dibromo-3-Chloropropane	20.0	17.22		ug/L		86	45 - 138
1,2-Dibromoethane (EDB)	20.0	18.53		ug/L		93	70 - 130
1,2-Dichlorobenzene	20.0	18.79		ug/L		94	70 - 130
1,2-Dichloroethane	20.0	19.94		ug/L		100	70 - 130
1,2-Dichloropropane	20.0	20.03		ug/L		100	70 - 130
1,3,5-Trimethylbenzene	20.0	18.83		ug/L		94	70 - 130
1,3-Dichlorobenzene	20.0	18.60		ug/L		93	70 - 130
1,3-Dichloropropane	20.0	19.10		ug/L		96	70 - 130
1,4-Dichlorobenzene	20.0	18.59		ug/L		93	70 - 130

Method: 8260B - Volatile Organic Compounds (GC/MS) (Continued)

Lab Sample ID: LCS 490-550906/3
Matrix: Water
Analysis Batch: 550906

Client Sample ID: Lab Control Sample
Prep Type: Total/NA

Analyte	Spike Added	LCS Result	LCS Qualifier	Unit	D	%Rec	%Rec. Limits
2,2-Dichloropropane	20.0	19.77		ug/L		99	60 - 143
2-Butanone (MEK)	100	89.79		ug/L		90	55 - 143
2-Chlorotoluene	20.0	18.87		ug/L		94	70 - 130
2-Hexanone	100	89.37		ug/L		89	54 - 142
4-Chlorotoluene	20.0	18.89		ug/L		94	70 - 130
4-Methyl-2-pentanone (MIBK)	100	91.49		ug/L		91	60 - 137
Acetone	100	99.42		ug/L		99	39 - 150
Benzene	20.0	20.22		ug/L		101	70 - 130
Bromobenzene	20.0	18.55		ug/L		93	70 - 130
Bromochloromethane	20.0	19.89		ug/L		99	70 - 130
Bromodichloromethane	20.0	19.08		ug/L		95	70 - 130
Bromoform	20.0	19.14		ug/L		96	70 - 137
Bromomethane	20.0	19.17		ug/L		96	53 - 150
Carbon disulfide	20.0	21.79		ug/L		109	64 - 135
Carbon tetrachloride	20.0	19.22		ug/L		96	70 - 147
Chlorobenzene	20.0	19.21		ug/L		96	70 - 130
Chlorodibromomethane	20.0	19.65		ug/L		98	70 - 133
Chloroethane	20.0	21.39		ug/L		107	60 - 138
Chloroform	20.0	19.80		ug/L		99	70 - 130
Chloromethane	20.0	17.78		ug/L		89	33 - 150
cis-1,2-Dichloroethene	20.0	20.34		ug/L		102	70 - 130
cis-1,3-Dichloropropene	20.0	18.35		ug/L		92	70 - 133
Dibromomethane	20.0	18.80		ug/L		94	70 - 130
Dichlorodifluoromethane	20.0	21.14		ug/L		106	48 - 150
Ethylbenzene	20.0	19.51		ug/L		98	70 - 130
Hexachlorobutadiene	20.0	19.87		ug/L		99	70 - 138
Isopropylbenzene	20.0	19.32		ug/L		97	70 - 131
Methyl tert-butyl ether	20.0	19.90		ug/L		100	70 - 130
Methylene Chloride	20.0	21.34		ug/L		107	70 - 130
Naphthalene	20.0	18.56		ug/L		93	54 - 150
n-Butylbenzene	20.0	18.82		ug/L		94	68 - 137
N-Propylbenzene	20.0	18.66		ug/L		93	70 - 134
p-Isopropyltoluene	20.0	18.57		ug/L		93	66 - 130
sec-Butylbenzene	20.0	19.53		ug/L		98	70 - 135
Styrene	20.0	19.01		ug/L		95	70 - 130
tert-Butylbenzene	20.0	18.76		ug/L		94	70 - 130
Tetrachloroethene	20.0	19.72		ug/L		99	70 - 130
Toluene	20.0	19.75		ug/L		99	70 - 130
trans-1,2-Dichloroethene	20.0	19.77		ug/L		99	70 - 130
trans-1,3-Dichloropropene	20.0	18.14		ug/L		91	63 - 142
Trichloroethene	20.0	20.87		ug/L		104	70 - 130
Trichlorofluoromethane	20.0	21.59		ug/L		108	59 - 150
Vinyl chloride	20.0	21.25		ug/L		106	57 - 137
Xylenes, Total	40.0	38.57		ug/L		96	70 - 132

Surrogate	*LCS %Recovery*	*LCS Qualifier*	*Limits*
1,2-Dichloroethane-d4 (Surr)	*92*		*70 - 130*
4-Bromofluorobenzene (Surr)	*98*		*70 - 130*

Method: 8260B - Volatile Organic Compounds (GC/MS) (Continued)

Lab Sample ID: LCS 490-550906/3
Matrix: Water
Analysis Batch: 550906

Client Sample ID: Lab Control Sample
Prep Type: Total/NA

Surrogate	LCS %Recovery	LCS Qualifier	Limits
Dibromofluoromethane (Surr)	*101*		*70 - 130*
Toluene-d8 (Surr)	*99*		*70 - 130*

Lab Sample ID: LCSD 490-550906/4
Matrix: Water
Analysis Batch: 550906

Client Sample ID: Lab Control Sample Dup
Prep Type: Total/NA

Analyte			Spike Added	LCSD Result	LCSD Qualifier	Unit	D	%Rec	%Rec. Limits	RPD	RPD Limit
1,1,1,2-Tetrachloroethane			20.0	20.24		ug/L		101	70 - 130	5	13
1,1,1-Trichloroethane			20.0	20.03		ug/L		100	70 - 135	3	15
1,1,2,2-Tetrachloroethane			20.0	20.28		ug/L		101	69 - 131	5	15
1,1,2-Trichloroethane			20.0	20.08		ug/L		100	70 - 130	4	13
1,1-Dichloroethane			20.0	19.83		ug/L		99	70 - 130	4	17
1,1-Dichloroethene			20.0	20.86		ug/L		104	70 - 132	2	20
1,1-Dichloropropene			20.0	20.53		ug/L		103	70 - 130	4	16
1,2,3-Trichlorobenzene			20.0	20.02		ug/L		100	46 - 150	5	16
1,2,3-Trichloropropane			20.0	20.56		ug/L		103	70 - 131	7	14
1,2,4-Trichlorobenzene			20.0	20.10		ug/L		101	58 - 147	7	15
1,2,4-Trimethylbenzene			20.0	19.46		ug/L		97	70 - 130	5	13
1,2-Dibromo-3-Chloropropane			20.0	18.19		ug/L		91	45 - 138	5	19
1,2-Dibromoethane (EDB)			20.0	19.30		ug/L		97	70 - 130	4	13
1,2-Dichlorobenzene			20.0	20.12		ug/L		101	70 - 130	7	12
1,2-Dichloroethane			20.0	20.67		ug/L		103	70 - 130	4	13
1,2-Dichloropropane			20.0	20.44		ug/L		102	70 - 130	2	15
1,3,5-Trimethylbenzene			20.0	20.12		ug/L		101	70 - 130	7	14
1,3-Dichlorobenzene			20.0	19.99		ug/L		100	70 - 130	7	13
1,3-Dichloropropane			20.0	19.88		ug/L		99	70 - 130	4	12
1,4-Dichlorobenzene			20.0	20.13		ug/L		101	70 - 130	8	12
2,2-Dichloropropane			20.0	19.95		ug/L		100	60 - 143	1	20
2-Butanone (MEK)			100	93.99		ug/L		94	55 - 143	5	19
2-Chlorotoluene			20.0	19.90		ug/L		100	70 - 130	5	15
2-Hexanone			100	92.95		ug/L		93	54 - 142	4	17
4-Chlorotoluene			20.0	19.79		ug/L		99	70 - 130	5	15
4-Methyl-2-pentanone (MIBK)			100	95.68		ug/L		96	60 - 137	4	21
Acetone			100	101.8		ug/L		102	39 - 150	2	23
Benzene			20.0	21.04		ug/L		105	70 - 130	4	12
Bromobenzene			20.0	19.88		ug/L		99	70 - 130	7	16
Bromochloromethane			20.0	20.99		ug/L		105	70 - 130	5	16
Bromodichloromethane			20.0	19.81		ug/L		99	70 - 130	4	14
Bromoform			20.0	19.65		ug/L		98	70 - 137	3	14
Bromomethane			20.0	20.02		ug/L		100	53 - 150	4	19
Carbon disulfide			20.0	21.85		ug/L		109	64 - 135	0	16
Carbon tetrachloride			20.0	19.75		ug/L		99	70 - 147	3	16
Chlorobenzene			20.0	20.28		ug/L		101	70 - 130	5	12
Chlorodibromomethane			20.0	20.66		ug/L		103	70 - 133	5	13
Chloroethane			20.0	22.08		ug/L		110	60 - 138	3	15
Chloroform			20.0	20.45		ug/L		102	70 - 130	3	14
Chloromethane			20.0	18.21		ug/L		91	33 - 150	2	20

Method: 8260B - Volatile Organic Compounds (GC/MS) (Continued)

Lab Sample ID: LCSD 490-550906/4
Matrix: Water
Analysis Batch: 550906

Client Sample ID: Lab Control Sample Dup
Prep Type: Total/NA

Analyte			Spike Added	LCSD Result	LCSD Qualifier	Unit	D	%Rec	%Rec. Limits	RPD	RPD Limit
cis-1,2-Dichloroethene			20.0	20.94		ug/L		105	70 - 130	3	15
cis-1,3-Dichloropropene			20.0	19.38		ug/L		97	70 - 133	5	15
Dibromomethane			20.0	19.54		ug/L		98	70 - 130	4	14
Dichlorodifluoromethane			20.0	21.73		ug/L		109	48 - 150	3	16
Ethylbenzene			20.0	20.52		ug/L		103	70 - 130	5	12
Hexachlorobutadiene			20.0	21.06		ug/L		105	70 - 138	6	16
Isopropylbenzene			20.0	20.47		ug/L		102	70 - 131	6	13
Methyl tert-butyl ether			20.0	20.82		ug/L		104	70 - 130	5	16
Methylene Chloride			20.0	21.94		ug/L		110	70 - 130	3	15
Naphthalene			20.0	19.94		ug/L		100	54 - 150	7	15
n-Butylbenzene			20.0	20.13		ug/L		101	68 - 137	7	14
N-Propylbenzene			20.0	19.87		ug/L		99	70 - 134	6	14
p-Isopropyltoluene			20.0	19.91		ug/L		100	66 - 130	7	13
sec-Butylbenzene			20.0	20.79		ug/L		104	70 - 135	6	14
Styrene			20.0	19.96		ug/L		100	70 - 130	5	12
tert-Butylbenzene			20.0	20.09		ug/L		100	70 - 130	7	14
Tetrachloroethene			20.0	20.96		ug/L		105	70 - 130	6	17
Toluene			20.0	20.79		ug/L		104	70 - 130	5	13
trans-1,2-Dichloroethene			20.0	20.35		ug/L		102	70 - 130	3	15
trans-1,3-Dichloropropene			20.0	18.86		ug/L		94	63 - 142	4	13
Trichloroethene			20.0	21.63		ug/L		108	70 - 130	4	14
Trichlorofluoromethane			20.0	22.27		ug/L		111	59 - 150	3	22
Vinyl chloride			20.0	21.31		ug/L		107	57 - 137	0	15
Xylenes, Total			40.0	40.62		ug/L		102	70 - 132	5	11

Surrogate	*LCSD %Recovery*	*LCSD Qualifier*	*Limits*
1,2-Dichloroethane-d4 (Surr)	*90*		*70 - 130*
4-Bromofluorobenzene (Surr)	*99*		*70 - 130*
Dibromofluoromethane (Surr)	*100*		*70 - 130*
Toluene-d8 (Surr)	*100*		*70 - 130*

Lab Sample ID: 490-161417-10 MS
Matrix: Water
Analysis Batch: 550906

Client Sample ID: MW-5
Prep Type: Total/NA

Analyte	Sample Result	Sample Qualifier	Spike Added	MS Result	MS Qualifier	Unit	D	%Rec	%Rec. Limits
1,1,1,2-Tetrachloroethane	ND		2000	2309		ug/L		115	70 - 131
1,1,1-Trichloroethane	ND		2000	2431		ug/L		122	68 - 144
1,1,2,2-Tetrachloroethane	ND		2000	2216		ug/L		111	56 - 145
1,1,2-Trichloroethane	ND		2000	2254		ug/L		113	70 - 130
1,1-Dichloroethane	ND		2000	2358		ug/L		118	61 - 139
1,1-Dichloroethene	ND		2000	2554		ug/L		128	54 - 150
1,1-Dichloropropene	ND		2000	2566		ug/L		128	54 - 150
1,2,3-Trichlorobenzene	ND		2000	2079		ug/L		104	36 - 150
1,2,3-Trichloropropane	ND		2000	2196		ug/L		110	65 - 131
1,2,4-Trichlorobenzene	ND		2000	2173		ug/L		109	47 - 147
1,2,4-Trimethylbenzene	ND		2000	2260		ug/L		113	64 - 136
1,2-Dibromo-3-Chloropropane	ND		2000	1872		ug/L		94	38 - 138

Method: 8260B - Volatile Organic Compounds (GC/MS) (Continued)

Lab Sample ID: 490-161417-10 MS
Matrix: Water
Analysis Batch: 550906

Client Sample ID: MW-5
Prep Type: Total/NA

Analyte	Sample Result	Sample Qualifier	Spike Added	MS Result	MS Qualifier	Unit	D	%Rec	%Rec. Limits
1,2-Dibromoethane (EDB)	ND		2000	2134		ug/L		107	65 - 137
1,2-Dichlorobenzene	ND		2000	2254		ug/L		113	70 - 130
1,2-Dichloroethane	ND		2000	2327		ug/L		116	64 - 136
1,2-Dichloropropane	ND		2000	2426		ug/L		121	67 - 130
1,3,5-Trimethylbenzene	ND		2000	2331		ug/L		117	69 - 139
1,3-Dichlorobenzene	ND		2000	2317		ug/L		116	68 - 131
1,3-Dichloropropane	ND		2000	2168		ug/L		108	70 - 130
1,4-Dichlorobenzene	ND		2000	2300		ug/L		115	70 - 130
2,2-Dichloropropane	ND		2000	2495		ug/L		125	50 - 146
2-Butanone (MEK)	ND		10000	9331		ug/L		93	50 - 143
2-Chlorotoluene	ND		2000	2357		ug/L		118	67 - 138
2-Hexanone	ND		10000	9463		ug/L		95	44 - 150
4-Chlorotoluene	ND		2000	2348		ug/L		117	69 - 138
4-Methyl-2-pentanone (MIBK)	ND		10000	9814		ug/L		98	50 - 140
Acetone	ND		10000	8587		ug/L		86	39 - 150
Benzene	ND		2000	2537		ug/L		127	55 - 147
Bromobenzene	ND		2000	2273		ug/L		114	60 - 133
Bromochloromethane	ND		2000	2398		ug/L		120	59 - 132
Bromodichloromethane	ND		2000	2293		ug/L		115	70 - 140
Bromoform	ND		2000	2163		ug/L		108	53 - 150
Bromomethane	ND		2000	2114		ug/L		106	30 - 150
Carbon disulfide	ND		2000	2571		ug/L		129	35 - 150
Carbon tetrachloride	ND		2000	2440		ug/L		122	56 - 150
Chlorobenzene	ND		2000	2376		ug/L		119	70 - 130
Chlorodibromomethane	ND		2000	2311		ug/L		116	66 - 140
Chloroethane	ND	F1	2000	2779		ug/L		139	58 - 141
Chloroform	ND		2000	2424		ug/L		121	66 - 138
Chloromethane	ND		2000	2160		ug/L		108	10 - 150
cis-1,2-Dichloroethene	ND		2000	2442		ug/L		122	68 - 131
cis-1,3-Dichloropropene	ND		2000	2170		ug/L		108	70 - 133
Dibromomethane	ND		2000	2188		ug/L		109	70 - 130
Dichlorodifluoromethane	ND		2000	2762		ug/L		138	10 - 150
Ethylbenzene	ND		2000	2482		ug/L		124	65 - 139
Hexachlorobutadiene	ND		2000	2384		ug/L		119	61 - 141
Isopropylbenzene	ND		2000	2475		ug/L		124	70 - 137
Methyl tert-butyl ether	ND		2000	2243		ug/L		112	55 - 141
Methylene Chloride	ND	F1	2000	2554		ug/L		128	64 - 130
Naphthalene	ND		2000	2048		ug/L		102	32 - 150
n-Butylbenzene	ND		2000	2435		ug/L		122	61 - 141
N-Propylbenzene	ND		2000	2390		ug/L		120	53 - 150
p-Isopropyltoluene	ND		2000	2380		ug/L		119	66 - 137
sec-Butylbenzene	ND		2000	2474		ug/L		124	55 - 136
Styrene	ND		2000	2369		ug/L		118	70 - 130
tert-Butylbenzene	ND		2000	2393		ug/L		120	70 - 138
Tetrachloroethene	ND		2000	2525		ug/L		126	57 - 138
Toluene	ND		2000	2474		ug/L		124	64 - 136
trans-1,2-Dichloroethene	ND		2000	2426		ug/L		121	59 - 143
trans-1,3-Dichloropropene	ND		2000	2091		ug/L		105	63 - 142

Method: 8260B - Volatile Organic Compounds (GC/MS) (Continued)

Lab Sample ID: 490-161417-10 MS
Matrix: Water
Analysis Batch: 550906

Client Sample ID: MW-5
Prep Type: Total/NA

Analyte	Sample Result	Sample Qualifier	Spike Added	MS Result	MS Qualifier	Unit	D	%Rec	%Rec. Limits
Trichloroethene	14000		2000	16050	4	ug/L		104	63 - 135
Trichlorofluoromethane	ND	F1	2000	3133	F1	ug/L		157	44 - 150
Vinyl chloride	ND		2000	2724		ug/L		136	57 - 150
Xylenes, Total	ND		4000	4852		ug/L		121	69 - 132

Surrogate	*MS %Recovery*	*MS Qualifier*	*Limits*
1,2-Dichloroethane-d4 (Surr)	*91*		*70 - 130*
4-Bromofluorobenzene (Surr)	*99*		*70 - 130*
Dibromofluoromethane (Surr)	*101*		*70 - 130*
Toluene-d8 (Surr)	*100*		*70 - 130*

Lab Sample ID: 490-161417-10 MSD
Matrix: Water
Analysis Batch: 550906

Client Sample ID: MW-5
Prep Type: Total/NA

Analyte	Sample Result	Sample Qualifier	Spike Added	MSD Result	MSD Qualifier	Unit	D	%Rec	%Rec. Limits	RPD	RPD Limit
1,1,1,2-Tetrachloroethane	ND		2000	2432		ug/L		122	70 - 131	5	16
1,1,1-Trichloroethane	ND		2000	2501		ug/L		125	68 - 144	3	17
1,1,2,2-Tetrachloroethane	ND		2000	2385		ug/L		119	56 - 145	7	19
1,1,2-Trichloroethane	ND		2000	2374		ug/L		119	70 - 130	5	18
1,1-Dichloroethane	ND		2000	2466		ug/L		123	61 - 139	4	23
1,1-Dichloroethene	ND		2000	2678		ug/L		134	54 - 150	5	24
1,1-Dichloropropene	ND		2000	2616		ug/L		131	54 - 150	2	24
1,2,3-Trichlorobenzene	ND		2000	2393		ug/L		120	36 - 150	14	43
1,2,3-Trichloropropane	ND		2000	2399		ug/L		120	65 - 131	9	19
1,2,4-Trichlorobenzene	ND		2000	2379		ug/L		119	47 - 147	9	24
1,2,4-Trimethylbenzene	ND		2000	2351		ug/L		118	64 - 136	4	18
1,2-Dibromo-3-Chloropropane	ND		2000	2085		ug/L		104	38 - 138	11	26
1,2-Dibromoethane (EDB)	ND		2000	2283		ug/L		114	65 - 137	7	21
1,2-Dichlorobenzene	ND		2000	2404		ug/L		120	70 - 130	6	15
1,2-Dichloroethane	ND		2000	2457		ug/L		123	64 - 136	5	22
1,2-Dichloropropane	ND		2000	2515		ug/L		126	67 - 130	4	19
1,3,5-Trimethylbenzene	ND		2000	2430		ug/L		121	69 - 139	4	17
1,3-Dichlorobenzene	ND		2000	2418		ug/L		121	68 - 131	4	14
1,3-Dichloropropane	ND		2000	2316		ug/L		116	70 - 130	7	17
1,4-Dichlorobenzene	ND		2000	2429		ug/L		121	70 - 130	5	14
2,2-Dichloropropane	ND		2000	2552		ug/L		128	50 - 146	2	20
2-Butanone (MEK)	ND		10000	10820		ug/L		108	50 - 143	15	28
2-Chlorotoluene	ND		2000	2457		ug/L		123	67 - 138	4	17
2-Hexanone	ND		10000	10490		ug/L		105	44 - 150	10	21
4-Chlorotoluene	ND		2000	2436		ug/L		122	69 - 138	4	15
4-Methyl-2-pentanone (MIBK)	ND		10000	10750		ug/L		107	50 - 140	9	24
Acetone	ND		10000	11060		ug/L		111	39 - 150	25	28
Benzene	ND		2000	2598		ug/L		130	55 - 147	2	22
Bromobenzene	ND		2000	2416		ug/L		121	60 - 133	6	18
Bromochloromethane	ND		2000	2557		ug/L		128	59 - 132	6	21
Bromodichloromethane	ND		2000	2407		ug/L		120	70 - 140	5	196
Bromoform	ND		2000	2344		ug/L		117	53 - 150	8	20

Method: 8260B - Volatile Organic Compounds (GC/MS) (Continued)

Lab Sample ID: 490-161417-10 MSD
Matrix: Water
Analysis Batch: 550906

Client Sample ID: MW-5
Prep Type: Total/NA

Analyte	Sample Result	Sample Qualifier	Spike Added	MSD Result	MSD Qualifier	Unit	D	%Rec	%Rec. Limits	RPD	RPD Limit
Bromomethane	ND		2000	2695		ug/L		135	30 - 150	24	44
Carbon disulfide	ND		2000	2669		ug/L		133	35 - 150	4	34
Carbon tetrachloride	ND		2000	2491		ug/L		125	56 - 150	2	18
Chlorobenzene	ND		2000	2484		ug/L		124	70 - 130	4	15
Chlorodibromomethane	ND		2000	2408		ug/L		120	66 - 140	4	19
Chloroethane	ND	F1	2000	2874	F1	ug/L		144	58 - 141	3	31
Chloroform	ND		2000	2512		ug/L		126	66 - 138	4	21
Chloromethane	ND		2000	2261		ug/L		113	10 - 150	5	43
cis-1,2-Dichloroethene	ND		2000	2553		ug/L		128	68 - 131	4	21
cis-1,3-Dichloropropene	ND		2000	2274		ug/L		114	70 - 133	5	19
Dibromomethane	ND		2000	2365		ug/L		118	70 - 130	8	19
Dichlorodifluoromethane	ND		2000	2674		ug/L		134	10 - 150	3	50
Ethylbenzene	ND		2000	2561		ug/L		128	65 - 139	3	18
Hexachlorobutadiene	ND		2000	2660		ug/L		133	61 - 141	11	26
Isopropylbenzene	ND		2000	2547		ug/L		127	70 - 137	3	17
Methyl tert-butyl ether	ND		2000	2413		ug/L		121	55 - 141	7	24
Methylene Chloride	ND	F1	2000	2651	F1	ug/L		133	64 - 130	4	22
Naphthalene	ND		2000	2391		ug/L		120	32 - 150	15	40
n-Butylbenzene	ND		2000	2503		ug/L		125	61 - 141	3	17
N-Propylbenzene	ND		2000	2466		ug/L		123	53 - 150	3	18
p-Isopropyltoluene	ND		2000	2464		ug/L		123	66 - 137	3	16
sec-Butylbenzene	ND		2000	2587		ug/L		129	55 - 136	4	50
Styrene	ND		2000	2463		ug/L		123	70 - 130	4	16
tert-Butylbenzene	ND		2000	2490		ug/L		125	70 - 138	4	17
Tetrachloroethene	ND		2000	2597		ug/L		130	57 - 138	3	17
Toluene	ND		2000	2566		ug/L		128	64 - 136	4	18
trans-1,2-Dichloroethene	ND		2000	2516		ug/L		126	59 - 143	4	25
trans-1,3-Dichloropropene	ND		2000	2228		ug/L		111	63 - 142	6	18
Trichloroethene	14000		2000	16090	4	ug/L		106	63 - 135	0	17
Trichlorofluoromethane	ND	F1	2000	3121	F1	ug/L		156	44 - 150	0	32
Vinyl chloride	ND		2000	2783		ug/L		139	57 - 150	2	37
Xylenes, Total	ND		4000	5003		ug/L		125	69 - 132	3	17

Surrogate	*MSD %Recovery*	*MSD Qualifier*	*Limits*
1,2-Dichloroethane-d4 (Surr)	*92*		*70 - 130*
4-Bromofluorobenzene (Surr)	*101*		*70 - 130*
Dibromofluoromethane (Surr)	*100*		*70 - 130*
Toluene-d8 (Surr)	*99*		*70 - 130*

Lab Sample ID: MB 490-551127/6
Matrix: Water
Analysis Batch: 551127

Client Sample ID: Method Blank
Prep Type: Total/NA

Analyte	MB Result	MB Qualifier	RL	MDL	Unit	D	Prepared	Analyzed	Dil Fac
1,1,1,2-Tetrachloroethane	ND		1.00	0.150	ug/L			10/19/18 00:37	1
1,1,1-Trichloroethane	ND		1.00	0.190	ug/L			10/19/18 00:37	1
1,1,2,2-Tetrachloroethane	ND		1.00	0.190	ug/L			10/19/18 00:37	1
1,1,2-Trichloroethane	ND		1.00	0.190	ug/L			10/19/18 00:37	1

Method: 8260B - Volatile Organic Compounds (GC/MS) (Continued)

Lab Sample ID: MB 490-551127/6
Matrix: Water
Analysis Batch: 551127

Client Sample ID: Method Blank
Prep Type: Total/NA

Analyte	MB Result	MB Qualifier	RL	MDL	Unit	D	Prepared	Analyzed	Dil Fac
1,1-Dichloroethane	ND		1.00	0.240	ug/L			10/19/18 00:37	1
1,1-Dichloroethene	ND		1.00	0.250	ug/L			10/19/18 00:37	1
1,1-Dichloropropene	ND		1.00	0.200	ug/L			10/19/18 00:37	1
1,2,3-Trichlorobenzene	0.2675	J	1.00	0.230	ug/L			10/19/18 00:37	1
1,2,3-Trichloropropane	ND		1.00	0.230	ug/L			10/19/18 00:37	1
1,2,4-Trichlorobenzene	ND		1.00	0.200	ug/L			10/19/18 00:37	1
1,2,4-Trimethylbenzene	0.1766	J	1.00	0.170	ug/L			10/19/18 00:37	1
1,2-Dibromo-3-Chloropropane	ND		10.0	0.940	ug/L			10/19/18 00:37	1
1,2-Dibromoethane (EDB)	ND		1.00	0.210	ug/L			10/19/18 00:37	1
1,2-Dichlorobenzene	ND		1.00	0.190	ug/L			10/19/18 00:37	1
1,2-Dichloroethane	ND		1.00	0.200	ug/L			10/19/18 00:37	1
1,2-Dichloropropane	ND		1.00	0.250	ug/L			10/19/18 00:37	1
1,3,5-Trimethylbenzene	ND		1.00	0.170	ug/L			10/19/18 00:37	1
1,3-Dichlorobenzene	ND		1.00	0.180	ug/L			10/19/18 00:37	1
1,3-Dichloropropane	ND		1.00	0.190	ug/L			10/19/18 00:37	1
1,4-Dichlorobenzene	ND		1.00	0.170	ug/L			10/19/18 00:37	1
2,2-Dichloropropane	ND		1.00	0.160	ug/L			10/19/18 00:37	1
2-Butanone (MEK)	ND		50.0	2.64	ug/L			10/19/18 00:37	1
2-Chlorotoluene	ND		1.00	0.180	ug/L			10/19/18 00:37	1
2-Hexanone	ND		10.0	1.28	ug/L			10/19/18 00:37	1
4-Chlorotoluene	ND		1.00	0.170	ug/L			10/19/18 00:37	1
4-Methyl-2-pentanone (MIBK)	ND		10.0	0.810	ug/L			10/19/18 00:37	1
Acetone	ND		25.0	2.66	ug/L			10/19/18 00:37	1
Benzene	ND		1.00	0.200	ug/L			10/19/18 00:37	1
Bromobenzene	ND		1.00	0.210	ug/L			10/19/18 00:37	1
Bromochloromethane	ND		1.00	0.150	ug/L			10/19/18 00:37	1
Bromodichloromethane	ND		1.00	0.170	ug/L			10/19/18 00:37	1
Bromoform	ND		1.00	0.290	ug/L			10/19/18 00:37	1
Bromomethane	ND		1.00	0.350	ug/L			10/19/18 00:37	1
Carbon disulfide	ND		1.00	0.220	ug/L			10/19/18 00:37	1
Carbon tetrachloride	ND		1.00	0.180	ug/L			10/19/18 00:37	1
Chlorobenzene	ND		1.00	0.180	ug/L			10/19/18 00:37	1
Chlorodibromomethane	ND		1.00	0.250	ug/L			10/19/18 00:37	1
Chloroethane	ND		1.00	0.360	ug/L			10/19/18 00:37	1
Chloroform	ND		1.00	0.230	ug/L			10/19/18 00:37	1
Chloromethane	ND		1.00	0.360	ug/L			10/19/18 00:37	1
cis-1,2-Dichloroethene	ND		1.00	0.210	ug/L			10/19/18 00:37	1
cis-1,3-Dichloropropene	ND		1.00	0.170	ug/L			10/19/18 00:37	1
Dibromomethane	ND		1.00	0.450	ug/L			10/19/18 00:37	1
Dichlorodifluoromethane	ND		1.00	0.170	ug/L			10/19/18 00:37	1
Ethylbenzene	ND		1.00	0.190	ug/L			10/19/18 00:37	1
Hexachlorobutadiene	0.4029	J	2.00	0.380	ug/L			10/19/18 00:37	1
Isopropylbenzene	ND		1.00	0.330	ug/L			10/19/18 00:37	1
Methyl tert-butyl ether	ND		1.00	0.170	ug/L			10/19/18 00:37	1
Methylene Chloride	ND		5.00	1.00	ug/L			10/19/18 00:37	1
Naphthalene	ND		5.00	0.210	ug/L			10/19/18 00:37	1
n-Butylbenzene	ND		1.00	0.240	ug/L			10/19/18 00:37	1
N-Propylbenzene	ND		1.00	0.170	ug/L			10/19/18 00:37	1

Method: 8260B - Volatile Organic Compounds (GC/MS) (Continued)

Lab Sample ID: MB 490-551127/6
Matrix: Water
Analysis Batch: 551127

Client Sample ID: Method Blank
Prep Type: Total/NA

Analyte	MB Result	MB Qualifier	RL	MDL	Unit	D	Prepared	Analyzed	Dil Fac
p-Isopropyltoluene	ND		1.00	0.170	ug/L			10/19/18 00:37	1
sec-Butylbenzene	ND		1.00	0.170	ug/L			10/19/18 00:37	1
Styrene	ND		1.00	0.280	ug/L			10/19/18 00:37	1
tert-Butylbenzene	ND		1.00	0.170	ug/L			10/19/18 00:37	1
Tetrachloroethene	ND		1.00	0.140	ug/L			10/19/18 00:37	1
Toluene	ND		1.00	0.170	ug/L			10/19/18 00:37	1
trans-1,2-Dichloroethene	ND		1.00	0.230	ug/L			10/19/18 00:37	1
trans-1,3-Dichloropropene	ND		1.00	0.170	ug/L			10/19/18 00:37	1
Trichloroethene	ND		1.00	0.200	ug/L			10/19/18 00:37	1
Trichlorofluoromethane	ND		1.00	0.210	ug/L			10/19/18 00:37	1
Vinyl chloride	ND		1.00	0.180	ug/L			10/19/18 00:37	1
Xylenes, Total	ND		3.00	0.580	ug/L			10/19/18 00:37	1

Surrogate	*MB %Recovery*	*MB Qualifier*	*Limits*	*Prepared*	*Analyzed*	*Dil Fac*
1,2-Dichloroethane-d4 (Surr)	*90*		*70 - 130*		*10/19/18 00:37*	*1*
4-Bromofluorobenzene (Surr)	*97*		*70 - 130*		*10/19/18 00:37*	*1*
Dibromofluoromethane (Surr)	*98*		*70 - 130*		*10/19/18 00:37*	*1*
Toluene-d8 (Surr)	*101*		*70 - 130*		*10/19/18 00:37*	*1*

Lab Sample ID: LCS 490-551127/3
Matrix: Water
Analysis Batch: 551127

Client Sample ID: Lab Control Sample
Prep Type: Total/NA

Analyte	Spike Added	LCS Result	LCS Qualifier	Unit	D	%Rec	%Rec. Limits
1,1,1,2-Tetrachloroethane	20.0	20.63		ug/L		103	70 - 130
1,1,1-Trichloroethane	20.0	20.90		ug/L		105	70 - 135
1,1,2,2-Tetrachloroethane	20.0	19.88		ug/L		99	69 - 131
1,1,2-Trichloroethane	20.0	20.41		ug/L		102	70 - 130
1,1-Dichloroethane	20.0	21.20		ug/L		106	70 - 130
1,1-Dichloroethene	20.0	22.86		ug/L		114	70 - 132
1,1-Dichloropropene	20.0	21.59		ug/L		108	70 - 130
1,2,3-Trichlorobenzene	20.0	20.15		ug/L		101	46 - 150
1,2,3-Trichloropropane	20.0	19.52		ug/L		98	70 - 131
1,2,4-Trichlorobenzene	20.0	19.96		ug/L		100	58 - 147
1,2,4-Trimethylbenzene	20.0	20.44		ug/L		102	70 - 130
1,2-Dibromo-3-Chloropropane	20.0	17.48		ug/L		87	45 - 138
1,2-Dibromoethane (EDB)	20.0	19.74		ug/L		99	70 - 130
1,2-Dichlorobenzene	20.0	20.48		ug/L		102	70 - 130
1,2-Dichloroethane	20.0	21.13		ug/L		106	70 - 130
1,2-Dichloropropane	20.0	21.29		ug/L		106	70 - 130
1,3,5-Trimethylbenzene	20.0	20.55		ug/L		103	70 - 130
1,3-Dichlorobenzene	20.0	20.54		ug/L		103	70 - 130
1,3-Dichloropropane	20.0	19.84		ug/L		99	70 - 130
1,4-Dichlorobenzene	20.0	19.97		ug/L		100	70 - 130
2,2-Dichloropropane	20.0	20.79		ug/L		104	60 - 143
2-Butanone (MEK)	100	92.75		ug/L		93	55 - 143
2-Chlorotoluene	20.0	20.64		ug/L		103	70 - 130
2-Hexanone	100	90.69		ug/L		91	54 - 142

Method: 8260B - Volatile Organic Compounds (GC/MS) (Continued)

Lab Sample ID: LCS 490-551127/3
Matrix: Water
Analysis Batch: 551127

Client Sample ID: Lab Control Sample
Prep Type: Total/NA

Analyte	Spike Added	LCS Result	LCS Qualifier	Unit	D	%Rec	%Rec. Limits
4-Chlorotoluene	20.0	20.72		ug/L		104	70 - 130
4-Methyl-2-pentanone (MIBK)	100	91.52		ug/L		92	60 - 137
Acetone	100	104.3		ug/L		104	39 - 150
Benzene	20.0	22.27		ug/L		111	70 - 130
Bromobenzene	20.0	20.58		ug/L		103	70 - 130
Bromochloromethane	20.0	21.46		ug/L		107	70 - 130
Bromodichloromethane	20.0	20.28		ug/L		101	70 - 130
Bromoform	20.0	19.43		ug/L		97	70 - 137
Bromomethane	20.0	21.42		ug/L		107	53 - 150
Carbon disulfide	20.0	23.48		ug/L		117	64 - 135
Carbon tetrachloride	20.0	20.66		ug/L		103	70 - 147
Chlorobenzene	20.0	21.16		ug/L		106	70 - 130
Chlorodibromomethane	20.0	20.66		ug/L		103	70 - 133
Chloroethane	20.0	23.01		ug/L		115	60 - 138
Chloroform	20.0	21.41		ug/L		107	70 - 130
Chloromethane	20.0	18.93		ug/L		95	33 - 150
cis-1,2-Dichloroethene	20.0	21.81		ug/L		109	70 - 130
cis-1,3-Dichloropropene	20.0	19.31		ug/L		97	70 - 133
Dibromomethane	20.0	19.87		ug/L		99	70 - 130
Dichlorodifluoromethane	20.0	21.75		ug/L		109	48 - 150
Ethylbenzene	20.0	22.01		ug/L		110	70 - 130
Hexachlorobutadiene	20.0	21.93		ug/L		110	70 - 138
Isopropylbenzene	20.0	21.85		ug/L		109	70 - 131
Methyl tert-butyl ether	20.0	20.57		ug/L		103	70 - 130
Methylene Chloride	20.0	22.40		ug/L		112	70 - 130
Naphthalene	20.0	19.37		ug/L		97	54 - 150
n-Butylbenzene	20.0	21.17		ug/L		106	68 - 137
N-Propylbenzene	20.0	20.87		ug/L		104	70 - 134
p-Isopropyltoluene	20.0	20.87		ug/L		104	66 - 130
sec-Butylbenzene	20.0	21.95		ug/L		110	70 - 135
Styrene	20.0	20.89		ug/L		104	70 - 130
tert-Butylbenzene	20.0	21.00		ug/L		105	70 - 130
Tetrachloroethene	20.0	21.92		ug/L		110	70 - 130
Toluene	20.0	22.04		ug/L		110	70 - 130
trans-1,2-Dichloroethene	20.0	21.65		ug/L		108	70 - 130
trans-1,3-Dichloropropene	20.0	18.91		ug/L		95	63 - 142
Trichloroethene	20.0	22.73		ug/L		114	70 - 130
Trichlorofluoromethane	20.0	24.44		ug/L		122	59 - 150
Vinyl chloride	20.0	22.49		ug/L		112	57 - 137
Xylenes, Total	40.0	43.47		ug/L		109	70 - 132

Surrogate	*LCS %Recovery*	*LCS Qualifier*	*Limits*
1,2-Dichloroethane-d4 (Surr)	*89*		*70 - 130*
4-Bromofluorobenzene (Surr)	*96*		*70 - 130*
Dibromofluoromethane (Surr)	*100*		*70 - 130*
Toluene-d8 (Surr)	*99*		*70 - 130*

Method: 8260B - Volatile Organic Compounds (GC/MS) (Continued)

Lab Sample ID: LCSD 490-551127/4
Matrix: Water
Analysis Batch: 551127

Client Sample ID: Lab Control Sample Dup
Prep Type: Total/NA

Analyte	Spike Added	LCSD Result	LCSD Qualifier	Unit	D	%Rec	%Rec. Limits	RPD	RPD Limit
1,1,1,2-Tetrachloroethane	20.0	19.42		ug/L		97	70 - 130	6	13
1,1,1-Trichloroethane	20.0	20.31		ug/L		102	70 - 135	3	15
1,1,2,2-Tetrachloroethane	20.0	19.20		ug/L		96	69 - 131	3	15
1,1,2-Trichloroethane	20.0	19.28		ug/L		96	70 - 130	6	13
1,1-Dichloroethane	20.0	20.12		ug/L		101	70 - 130	5	17
1,1-Dichloroethene	20.0	22.12		ug/L		111	70 - 132	3	20
1,1-Dichloropropene	20.0	20.97		ug/L		105	70 - 130	3	16
1,2,3-Trichlorobenzene	20.0	19.18		ug/L		96	46 - 150	5	16
1,2,3-Trichloropropane	20.0	19.16		ug/L		96	70 - 131	2	14
1,2,4-Trichlorobenzene	20.0	19.25		ug/L		96	58 - 147	4	15
1,2,4-Trimethylbenzene	20.0	19.60		ug/L		98	70 - 130	4	13
1,2-Dibromo-3-Chloropropane	20.0	16.95		ug/L		85	45 - 138	3	19
1,2-Dibromoethane (EDB)	20.0	18.52		ug/L		93	70 - 130	6	13
1,2-Dichlorobenzene	20.0	19.66		ug/L		98	70 - 130	4	12
1,2-Dichloroethane	20.0	20.40		ug/L		102	70 - 130	4	13
1,2-Dichloropropane	20.0	20.31		ug/L		102	70 - 130	5	15
1,3,5-Trimethylbenzene	20.0	20.96		ug/L		105	70 - 130	2	14
1,3-Dichlorobenzene	20.0	19.78		ug/L		99	70 - 130	4	13
1,3-Dichloropropane	20.0	19.01		ug/L		95	70 - 130	4	12
1,4-Dichlorobenzene	20.0	19.77		ug/L		99	70 - 130	1	12
2,2-Dichloropropane	20.0	19.99		ug/L		100	60 - 143	4	20
2-Butanone (MEK)	100	86.46		ug/L		86	55 - 143	7	19
2-Chlorotoluene	20.0	19.74		ug/L		99	70 - 130	4	15
2-Hexanone	100	85.10		ug/L		85	54 - 142	6	17
4-Chlorotoluene	20.0	19.73		ug/L		99	70 - 130	5	15
4-Methyl-2-pentanone (MIBK)	100	86.52		ug/L		87	60 - 137	6	21
Acetone	100	93.26		ug/L		93	39 - 150	11	23
Benzene	20.0	21.46		ug/L		107	70 - 130	4	12
Bromobenzene	20.0	19.74		ug/L		99	70 - 130	4	16
Bromochloromethane	20.0	20.61		ug/L		103	70 - 130	4	16
Bromodichloromethane	20.0	19.45		ug/L		97	70 - 130	4	14
Bromoform	20.0	18.33		ug/L		92	70 - 137	6	14
Bromomethane	20.0	20.78		ug/L		104	53 - 150	3	19
Carbon disulfide	20.0	22.39		ug/L		112	64 - 135	5	16
Carbon tetrachloride	20.0	19.97		ug/L		100	70 - 147	3	16
Chlorobenzene	20.0	19.85		ug/L		99	70 - 130	6	12
Chlorodibromomethane	20.0	19.59		ug/L		98	70 - 133	5	13
Chloroethane	20.0	21.86		ug/L		109	60 - 138	5	15
Chloroform	20.0	20.59		ug/L		103	70 - 130	4	14
Chloromethane	20.0	18.15		ug/L		91	33 - 150	4	20
cis-1,2-Dichloroethene	20.0	21.28		ug/L		106	70 - 130	2	15
cis-1,3-Dichloropropene	20.0	18.49		ug/L		92	70 - 133	4	15
Dibromomethane	20.0	19.10		ug/L		95	70 - 130	4	14
Dichlorodifluoromethane	20.0	20.97		ug/L		105	48 - 150	4	16
Ethylbenzene	20.0	20.79		ug/L		104	70 - 130	6	12
Hexachlorobutadiene	20.0	21.71		ug/L		109	70 - 138	1	16
Isopropylbenzene	20.0	20.55		ug/L		103	70 - 131	6	13
Methyl tert-butyl ether	20.0	19.64		ug/L		98	70 - 130	5	16

Method: 8260B - Volatile Organic Compounds (GC/MS) (Continued)

Lab Sample ID: LCSD 490-551127/4
Matrix: Water
Analysis Batch: 551127

Client Sample ID: Lab Control Sample Dup
Prep Type: Total/NA

Analyte			Spike Added	LCSD Result	LCSD Qualifier	Unit	D	%Rec	%Rec. Limits	RPD	RPD Limit
Methylene Chloride			20.0	22.17		ug/L		111	70 - 130	1	15
Naphthalene			20.0	18.96		ug/L		95	54 - 150	2	15
n-Butylbenzene			20.0	20.35		ug/L		102	68 - 137	4	14
N-Propylbenzene			20.0	20.07		ug/L		100	70 - 134	4	14
p-Isopropyltoluene			20.0	20.05		ug/L		100	66 - 130	4	13
sec-Butylbenzene			20.0	21.07		ug/L		105	70 - 135	4	14
Styrene			20.0	19.77		ug/L		99	70 - 130	6	12
tert-Butylbenzene			20.0	20.32		ug/L		102	70 - 130	3	14
Tetrachloroethene			20.0	20.68		ug/L		103	70 - 130	6	17
Toluene			20.0	20.89		ug/L		104	70 - 130	5	13
trans-1,2-Dichloroethene			20.0	20.78		ug/L		104	70 - 130	4	15
trans-1,3-Dichloropropene			20.0	17.89		ug/L		89	63 - 142	6	13
Trichloroethene			20.0	22.02		ug/L		110	70 - 130	3	14
Trichlorofluoromethane			20.0	23.64		ug/L		118	59 - 150	3	22
Vinyl chloride			20.0	21.50		ug/L		107	57 - 137	5	15
Xylenes, Total			40.0	40.84		ug/L		102	70 - 132	6	11

Surrogate	*LCSD %Recovery*	*LCSD Qualifier*	*Limits*
1,2-Dichloroethane-d4 (Surr)	*91*		*70 - 130*
4-Bromofluorobenzene (Surr)	*100*		*70 - 130*
Dibromofluoromethane (Surr)	*100*		*70 - 130*
Toluene-d8 (Surr)	*99*		*70 - 130*

Lab Sample ID: 490-161448-B-1 MS
Matrix: Water
Analysis Batch: 551127

Client Sample ID: Matrix Spike
Prep Type: Total/NA

Analyte	Sample Result	Sample Qualifier	Spike Added	MS Result	MS Qualifier	Unit	D	%Rec	%Rec. Limits
1,1,1,2-Tetrachloroethane	ND		20.0	20.53		ug/L		103	70 - 131
1,1,1-Trichloroethane	ND		20.0	21.67		ug/L		108	68 - 144
1,1,2,2-Tetrachloroethane	ND		20.0	19.20		ug/L		96	56 - 145
1,1,2-Trichloroethane	ND		20.0	19.45		ug/L		97	70 - 130
1,1-Dichloroethane	ND		20.0	21.36		ug/L		107	61 - 139
1,1-Dichloroethene	ND		20.0	23.73		ug/L		119	54 - 150
1,1-Dichloropropene	ND		20.0	22.56		ug/L		113	54 - 150
1,2,3-Trichlorobenzene	ND		20.0	17.30		ug/L		86	36 - 150
1,2,3-Trichloropropane	ND		20.0	18.80		ug/L		94	65 - 131
1,2,4-Trichlorobenzene	ND		20.0	18.73		ug/L		94	47 - 147
1,2,4-Trimethylbenzene	ND		20.0	20.23		ug/L		101	64 - 136
1,2-Dibromo-3-Chloropropane	ND		20.0	15.37		ug/L		77	38 - 138
1,2-Dibromoethane (EDB)	ND		20.0	18.67		ug/L		93	65 - 137
1,2-Dichlorobenzene	ND		20.0	19.94		ug/L		100	70 - 130
1,2-Dichloroethane	ND		20.0	20.54		ug/L		103	64 - 136
1,2-Dichloropropane	ND		20.0	21.29		ug/L		106	67 - 130
1,3,5-Trimethylbenzene	ND		20.0	21.72		ug/L		109	69 - 139
1,3-Dichlorobenzene	ND		20.0	20.34		ug/L		102	68 - 131
1,3-Dichloropropane	ND		20.0	19.20		ug/L		96	70 - 130
1,4-Dichlorobenzene	ND		20.0	20.23		ug/L		101	70 - 130

Method: 8260B - Volatile Organic Compounds (GC/MS) (Continued)

Lab Sample ID: 490-161448-B-1 MS
Matrix: Water
Analysis Batch: 551127

Client Sample ID: Matrix Spike
Prep Type: Total/NA

Analyte	Sample Result	Sample Qualifier	Spike Added	MS Result	MS Qualifier	Unit	D	%Rec	%Rec. Limits
2,2-Dichloropropane	ND		20.0	20.01		ug/L		100	50 - 146
2-Butanone (MEK)	ND		100	79.46		ug/L		79	50 - 143
2-Chlorotoluene	ND		20.0	20.52		ug/L		103	67 - 138
2-Hexanone	ND		100	79.22		ug/L		79	44 - 150
4-Chlorotoluene	ND		20.0	20.69		ug/L		103	69 - 138
4-Methyl-2-pentanone (MIBK)	ND		100	83.08		ug/L		83	50 - 140
Acetone	ND		100	78.04		ug/L		78	39 - 150
Benzene	ND		20.0	22.28		ug/L		111	55 - 147
Bromobenzene	ND		20.0	20.31		ug/L		102	60 - 133
Bromochloromethane	ND		20.0	21.27		ug/L		106	59 - 132
Bromodichloromethane	ND		20.0	19.83		ug/L		99	70 - 140
Bromoform	ND		20.0	18.10		ug/L		90	53 - 150
Bromomethane	ND		20.0	18.28		ug/L		91	30 - 150
Carbon disulfide	ND		20.0	23.33		ug/L		117	35 - 150
Carbon tetrachloride	ND		20.0	21.72		ug/L		109	56 - 150
Chlorobenzene	ND		20.0	20.93		ug/L		105	70 - 130
Chlorodibromomethane	ND		20.0	19.86		ug/L		99	66 - 140
Chloroethane	ND		20.0	25.02		ug/L		125	58 - 141
Chloroform	ND		20.0	21.62		ug/L		108	66 - 138
Chloromethane	ND		20.0	19.74		ug/L		99	10 - 150
cis-1,2-Dichloroethene	ND		20.0	22.09		ug/L		110	68 - 131
cis-1,3-Dichloropropene	ND		20.0	18.79		ug/L		94	70 - 133
Dibromomethane	ND		20.0	19.12		ug/L		96	70 - 130
Dichlorodifluoromethane	ND		20.0	23.56		ug/L		118	10 - 150
Ethylbenzene	ND		20.0	21.93		ug/L		110	65 - 139
Hexachlorobutadiene	ND		20.0	20.36		ug/L		102	61 - 141
Isopropylbenzene	ND		20.0	21.86		ug/L		109	70 - 137
Methyl tert-butyl ether	ND		20.0	19.33		ug/L		97	55 - 141
Methylene Chloride	ND		20.0	22.75		ug/L		114	64 - 130
Naphthalene	ND		20.0	17.01		ug/L		85	32 - 150
n-Butylbenzene	ND		20.0	21.04		ug/L		105	61 - 141
N-Propylbenzene	ND		20.0	21.04		ug/L		105	53 - 150
p-Isopropyltoluene	ND		20.0	21.11		ug/L		106	66 - 137
sec-Butylbenzene	ND		20.0	22.20		ug/L		111	55 - 136
Styrene	ND		20.0	20.57		ug/L		103	70 - 130
tert-Butylbenzene	ND		20.0	21.46		ug/L		107	70 - 138
Tetrachloroethene	ND		20.0	22.34		ug/L		112	57 - 138
Toluene	ND		20.0	21.95		ug/L		110	64 - 136
trans-1,2-Dichloroethene	ND		20.0	21.96		ug/L		110	59 - 143
trans-1,3-Dichloropropene	ND		20.0	17.80		ug/L		89	63 - 142
Trichloroethene	ND		20.0	23.08		ug/L		115	63 - 135
Trichlorofluoromethane	ND		20.0	28.04		ug/L		140	44 - 150
Vinyl chloride	ND		20.0	24.67		ug/L		123	57 - 150
Xylenes, Total	ND		40.0	42.62		ug/L		107	69 - 132

Surrogate	*MS %Recovery*	*MS Qualifier*	*Limits*
1,2-Dichloroethane-d4 (Surr)	*89*		*70 - 130*
4-Bromofluorobenzene (Surr)	*97*		*70 - 130*

Method: 8260B - Volatile Organic Compounds (GC/MS) (Continued)

Lab Sample ID: 490-161448-B-1 MS
Matrix: Water
Analysis Batch: 551127

Client Sample ID: Matrix Spike
Prep Type: Total/NA

Surrogate	MS %Recovery	MS Qualifier	Limits
Dibromofluoromethane (Surr)	99		70 - 130
Toluene-d8 (Surr)	99		70 - 130

Lab Sample ID: 490-161448-C-1 MSD
Matrix: Water
Analysis Batch: 551127

Client Sample ID: Matrix Spike Duplicate
Prep Type: Total/NA

Analyte	Sample Result	Sample Qualifier	Spike Added	MSD Result	MSD Qualifier	Unit	D	%Rec	%Rec. Limits	RPD	RPD Limit
1,1,1,2-Tetrachloroethane	ND		20.0	20.66		ug/L		103	70 - 131	1	16
1,1,1-Trichloroethane	ND		20.0	21.78		ug/L		109	68 - 144	1	17
1,1,2,2-Tetrachloroethane	ND		20.0	19.68		ug/L		98	56 - 145	2	19
1,1,2-Trichloroethane	ND		20.0	19.74		ug/L		99	70 - 130	1	18
1,1-Dichloroethane	ND		20.0	21.52		ug/L		108	61 - 139	1	23
1,1-Dichloroethene	ND		20.0	23.37		ug/L		117	54 - 150	2	24
1,1-Dichloropropene	ND		20.0	22.45		ug/L		112	54 - 150	0	24
1,2,3-Trichlorobenzene	ND		20.0	19.46		ug/L		97	36 - 150	12	43
1,2,3-Trichloropropane	ND		20.0	19.84		ug/L		99	65 - 131	5	19
1,2,4-Trichlorobenzene	ND		20.0	19.65		ug/L		98	47 - 147	5	24
1,2,4-Trimethylbenzene	ND		20.0	20.32		ug/L		102	64 - 136	0	18
1,2-Dibromo-3-Chloropropane	ND		20.0	15.96		ug/L		80	38 - 138	4	26
1,2-Dibromoethane (EDB)	ND		20.0	19.14		ug/L		96	65 - 137	2	21
1,2-Dichlorobenzene	ND		20.0	20.50		ug/L		102	70 - 130	3	15
1,2-Dichloroethane	ND		20.0	20.82		ug/L		104	64 - 136	1	22
1,2-Dichloropropane	ND		20.0	21.34		ug/L		107	67 - 130	0	19
1,3,5-Trimethylbenzene	ND		20.0	20.69		ug/L		103	69 - 139	5	17
1,3-Dichlorobenzene	ND		20.0	20.60		ug/L		103	68 - 131	1	14
1,3-Dichloropropane	ND		20.0	19.59		ug/L		98	70 - 130	2	17
1,4-Dichlorobenzene	ND		20.0	20.41		ug/L		102	70 - 130	1	14
2,2-Dichloropropane	ND		20.0	20.00		ug/L		100	50 - 146	0	20
2-Butanone (MEK)	ND		100	82.74		ug/L		83	50 - 143	4	28
2-Chlorotoluene	ND		20.0	20.72		ug/L		104	67 - 138	1	17
2-Hexanone	ND		100	84.71		ug/L		85	44 - 150	7	21
4-Chlorotoluene	ND		20.0	20.45		ug/L		102	69 - 138	1	15
4-Methyl-2-pentanone (MIBK)	ND		100	88.51		ug/L		89	50 - 140	6	24
Acetone	ND		100	89.71		ug/L		90	39 - 150	14	28
Benzene	ND		20.0	22.39		ug/L		112	55 - 147	0	22
Bromobenzene	ND		20.0	20.54		ug/L		103	60 - 133	1	18
Bromochloromethane	ND		20.0	21.65		ug/L		108	59 - 132	2	21
Bromodichloromethane	ND		20.0	20.31		ug/L		102	70 - 140	2	196
Bromoform	ND		20.0	18.91		ug/L		95	53 - 150	4	20
Bromomethane	ND		20.0	25.25		ug/L		126	30 - 150	32	44
Carbon disulfide	ND		20.0	22.68		ug/L		113	35 - 150	3	34
Carbon tetrachloride	ND		20.0	21.56		ug/L		108	56 - 150	1	18
Chlorobenzene	ND		20.0	21.25		ug/L		106	70 - 130	1	15
Chlorodibromomethane	ND		20.0	20.00		ug/L		100	66 - 140	1	19
Chloroethane	ND		20.0	24.97		ug/L		125	58 - 141	0	31
Chloroform	ND		20.0	21.57		ug/L		108	66 - 138	0	21
Chloromethane	ND		20.0	20.03		ug/L		100	10 - 150	1	43

Method: 8260B - Volatile Organic Compounds (GC/MS) (Continued)

Lab Sample ID: 490-161448-C-1 MSD
Matrix: Water
Analysis Batch: 551127

Client Sample ID: Matrix Spike Duplicate
Prep Type: Total/NA

Analyte	Sample Result	Sample Qualifier	Spike Added	MSD Result	MSD Qualifier	Unit	D	%Rec	%Rec. Limits	RPD	RPD Limit
cis-1,2-Dichloroethene	ND		20.0	21.66		ug/L		108	68 - 131	2	21
cis-1,3-Dichloropropene	ND		20.0	19.12		ug/L		96	70 - 133	2	19
Dibromomethane	ND		20.0	19.28		ug/L		96	70 - 130	1	19
Dichlorodifluoromethane	ND		20.0	21.50		ug/L		108	10 - 150	9	50
Ethylbenzene	ND		20.0	22.00		ug/L		110	65 - 139	0	18
Hexachlorobutadiene	ND		20.0	21.95		ug/L		110	61 - 141	8	26
Isopropylbenzene	ND		20.0	21.78		ug/L		109	70 - 137	0	17
Methyl tert-butyl ether	ND		20.0	19.95		ug/L		100	55 - 141	3	24
Methylene Chloride	ND		20.0	22.41		ug/L		112	64 - 130	2	22
Naphthalene	ND		20.0	18.95		ug/L		95	32 - 150	11	40
n-Butylbenzene	ND		20.0	20.82		ug/L		104	61 - 141	1	17
N-Propylbenzene	ND		20.0	20.93		ug/L		105	53 - 150	1	18
p-Isopropyltoluene	ND		20.0	20.82		ug/L		104	66 - 137	1	16
sec-Butylbenzene	ND		20.0	22.24		ug/L		111	55 - 136	0	50
Styrene	ND		20.0	20.92		ug/L		105	70 - 130	2	16
tert-Butylbenzene	ND		20.0	21.31		ug/L		107	70 - 138	1	17
Tetrachloroethene	ND		20.0	22.22		ug/L		111	57 - 138	1	17
Toluene	ND		20.0	22.19		ug/L		111	64 - 136	1	18
trans-1,2-Dichloroethene	ND		20.0	21.64		ug/L		108	59 - 143	1	25
trans-1,3-Dichloropropene	ND		20.0	18.05		ug/L		90	63 - 142	1	18
Trichloroethene	ND		20.0	23.19		ug/L		116	63 - 135	0	17
Trichlorofluoromethane	ND		20.0	27.18		ug/L		136	44 - 150	3	32
Vinyl chloride	ND		20.0	24.44		ug/L		122	57 - 150	1	37
Xylenes, Total	ND		40.0	42.68		ug/L		107	69 - 132	0	17

Surrogate	*MSD %Recovery*	*MSD Qualifier*	*Limits*
1,2-Dichloroethane-d4 (Surr)	*87*		*70 - 130*
4-Bromofluorobenzene (Surr)	*98*		*70 - 130*
Dibromofluoromethane (Surr)	*99*		*70 - 130*
Toluene-d8 (Surr)	*100*		*70 - 130*

Lab Sample ID: MB 490-551276/7
Matrix: Water
Analysis Batch: 551276

Client Sample ID: Method Blank
Prep Type: Total/NA

Analyte	MB Result	MB Qualifier	RL	MDL	Unit	D	Prepared	Analyzed	Dil Fac
1,1,1,2-Tetrachloroethane	ND		1.00	0.150	ug/L			10/19/18 13:55	1
1,1,1-Trichloroethane	ND		1.00	0.190	ug/L			10/19/18 13:55	1
1,1,2,2-Tetrachloroethane	ND		1.00	0.190	ug/L			10/19/18 13:55	1
1,1,2-Trichloroethane	ND		1.00	0.190	ug/L			10/19/18 13:55	1
1,1-Dichloroethane	ND		1.00	0.240	ug/L			10/19/18 13:55	1
1,1-Dichloroethene	ND		1.00	0.250	ug/L			10/19/18 13:55	1
1,1-Dichloropropene	ND		1.00	0.200	ug/L			10/19/18 13:55	1
1,2,3-Trichlorobenzene	ND		1.00	0.230	ug/L			10/19/18 13:55	1
1,2,3-Trichloropropane	ND		1.00	0.230	ug/L			10/19/18 13:55	1
1,2,4-Trichlorobenzene	ND		1.00	0.200	ug/L			10/19/18 13:55	1
1,2,4-Trimethylbenzene	ND		1.00	0.170	ug/L			10/19/18 13:55	1
1,2-Dibromo-3-Chloropropane	ND		10.0	0.940	ug/L			10/19/18 13:55	1

Method: 8260B - Volatile Organic Compounds (GC/MS) (Continued)

Lab Sample ID: MB 490-551276/7
Matrix: Water
Analysis Batch: 551276

Client Sample ID: Method Blank
Prep Type: Total/NA

Analyte	MB Result	MB Qualifier	RL	MDL	Unit	D	Prepared	Analyzed	Dil Fac
1,2-Dibromoethane (EDB)	ND		1.00	0.210	ug/L			10/19/18 13:55	1
1,2-Dichlorobenzene	ND		1.00	0.190	ug/L			10/19/18 13:55	1
1,2-Dichloroethane	ND		1.00	0.200	ug/L			10/19/18 13:55	1
1,2-Dichloropropane	ND		1.00	0.250	ug/L			10/19/18 13:55	1
1,3,5-Trimethylbenzene	ND		1.00	0.170	ug/L			10/19/18 13:55	1
1,3-Dichlorobenzene	ND		1.00	0.180	ug/L			10/19/18 13:55	1
1,3-Dichloropropane	ND		1.00	0.190	ug/L			10/19/18 13:55	1
1,4-Dichlorobenzene	ND		1.00	0.170	ug/L			10/19/18 13:55	1
2,2-Dichloropropane	ND		1.00	0.160	ug/L			10/19/18 13:55	1
2-Butanone (MEK)	ND		50.0	2.64	ug/L			10/19/18 13:55	1
2-Chlorotoluene	ND		1.00	0.180	ug/L			10/19/18 13:55	1
2-Hexanone	ND		10.0	1.28	ug/L			10/19/18 13:55	1
4-Chlorotoluene	ND		1.00	0.170	ug/L			10/19/18 13:55	1
4-Methyl-2-pentanone (MIBK)	ND		10.0	0.810	ug/L			10/19/18 13:55	1
Acetone	ND		25.0	2.66	ug/L			10/19/18 13:55	1
Benzene	ND		1.00	0.200	ug/L			10/19/18 13:55	1
Bromobenzene	ND		1.00	0.210	ug/L			10/19/18 13:55	1
Bromochloromethane	ND		1.00	0.150	ug/L			10/19/18 13:55	1
Bromodichloromethane	ND		1.00	0.170	ug/L			10/19/18 13:55	1
Bromoform	ND		1.00	0.290	ug/L			10/19/18 13:55	1
Bromomethane	ND		1.00	0.350	ug/L			10/19/18 13:55	1
Carbon disulfide	ND		1.00	0.220	ug/L			10/19/18 13:55	1
Carbon tetrachloride	ND		1.00	0.180	ug/L			10/19/18 13:55	1
Chlorobenzene	ND		1.00	0.180	ug/L			10/19/18 13:55	1
Chlorodibromomethane	ND		1.00	0.250	ug/L			10/19/18 13:55	1
Chloroethane	ND		1.00	0.360	ug/L			10/19/18 13:55	1
Chloroform	ND		1.00	0.230	ug/L			10/19/18 13:55	1
Chloromethane	ND		1.00	0.360	ug/L			10/19/18 13:55	1
cis-1,2-Dichloroethene	ND		1.00	0.210	ug/L			10/19/18 13:55	1
cis-1,3-Dichloropropene	ND		1.00	0.170	ug/L			10/19/18 13:55	1
Dibromomethane	ND		1.00	0.450	ug/L			10/19/18 13:55	1
Dichlorodifluoromethane	ND		1.00	0.170	ug/L			10/19/18 13:55	1
Ethylbenzene	ND		1.00	0.190	ug/L			10/19/18 13:55	1
Hexachlorobutadiene	ND		2.00	0.380	ug/L			10/19/18 13:55	1
Isopropylbenzene	ND		1.00	0.330	ug/L			10/19/18 13:55	1
Methyl tert-butyl ether	ND		1.00	0.170	ug/L			10/19/18 13:55	1
Methylene Chloride	ND		5.00	1.00	ug/L			10/19/18 13:55	1
Naphthalene	0.2512	J	5.00	0.210	ug/L			10/19/18 13:55	1
n-Butylbenzene	ND		1.00	0.240	ug/L			10/19/18 13:55	1
N-Propylbenzene	ND		1.00	0.170	ug/L			10/19/18 13:55	1
p-Isopropyltoluene	ND		1.00	0.170	ug/L			10/19/18 13:55	1
sec-Butylbenzene	ND		1.00	0.170	ug/L			10/19/18 13:55	1
Styrene	ND		1.00	0.280	ug/L			10/19/18 13:55	1
tert-Butylbenzene	ND		1.00	0.170	ug/L			10/19/18 13:55	1
Tetrachloroethene	ND		1.00	0.140	ug/L			10/19/18 13:55	1
Toluene	ND		1.00	0.170	ug/L			10/19/18 13:55	1
trans-1,2-Dichloroethene	ND		1.00	0.230	ug/L			10/19/18 13:55	1
trans-1,3-Dichloropropene	ND		1.00	0.170	ug/L			10/19/18 13:55	1

Method: 8260B - Volatile Organic Compounds (GC/MS) (Continued)

Lab Sample ID: MB 490-551276/7
Matrix: Water
Analysis Batch: 551276

Client Sample ID: Method Blank
Prep Type: Total/NA

Analyte	MB Result	MB Qualifier	RL	MDL	Unit	D	Prepared	Analyzed	Dil Fac
Trichloroethene	ND		1.00	0.200	ug/L			10/19/18 13:55	1
Trichlorofluoromethane	ND		1.00	0.210	ug/L			10/19/18 13:55	1
Vinyl chloride	ND		1.00	0.180	ug/L			10/19/18 13:55	1
Xylenes, Total	ND		3.00	0.580	ug/L			10/19/18 13:55	1

Surrogate	*MB %Recovery*	*MB Qualifier*	*Limits*	*Prepared*	*Analyzed*	*Dil Fac*
1,2-Dichloroethane-d4 (Surr)	*89*		*70 - 130*		*10/19/18 13:55*	*1*
4-Bromofluorobenzene (Surr)	*100*		*70 - 130*		*10/19/18 13:55*	*1*
Dibromofluoromethane (Surr)	*99*		*70 - 130*		*10/19/18 13:55*	*1*
Toluene-d8 (Surr)	*100*		*70 - 130*		*10/19/18 13:55*	*1*

Lab Sample ID: LCS 490-551276/3
Matrix: Water
Analysis Batch: 551276

Client Sample ID: Lab Control Sample
Prep Type: Total/NA

Analyte	Spike Added	LCS Result	LCS Qualifier	Unit	D	%Rec	%Rec. Limits
1,1,1,2-Tetrachloroethane	20.0	20.42		ug/L		102	70 - 130
1,1,1-Trichloroethane	20.0	20.47		ug/L		102	70 - 135
1,1,2,2-Tetrachloroethane	20.0	20.43		ug/L		102	69 - 131
1,1,2-Trichloroethane	20.0	20.42		ug/L		102	70 - 130
1,1-Dichloroethane	20.0	20.55		ug/L		103	70 - 130
1,1-Dichloroethene	20.0	22.08		ug/L		110	70 - 132
1,1-Dichloropropene	20.0	21.43		ug/L		107	70 - 130
1,2,3-Trichlorobenzene	20.0	20.00		ug/L		100	46 - 150
1,2,3-Trichloropropane	20.0	20.26		ug/L		101	70 - 131
1,2,4-Trichlorobenzene	20.0	20.18		ug/L		101	58 - 147
1,2,4-Trimethylbenzene	20.0	19.60		ug/L		98	70 - 130
1,2-Dibromo-3-Chloropropane	20.0	18.20		ug/L		91	45 - 138
1,2-Dibromoethane (EDB)	20.0	19.64		ug/L		98	70 - 130
1,2-Dichlorobenzene	20.0	20.25		ug/L		101	70 - 130
1,2-Dichloroethane	20.0	20.87		ug/L		104	70 - 130
1,2-Dichloropropane	20.0	21.29		ug/L		106	70 - 130
1,3,5-Trimethylbenzene	20.0	20.72		ug/L		104	70 - 130
1,3-Dichlorobenzene	20.0	20.22		ug/L		101	70 - 130
1,3-Dichloropropane	20.0	20.05		ug/L		100	70 - 130
1,4-Dichlorobenzene	20.0	20.27		ug/L		101	70 - 130
2,2-Dichloropropane	20.0	21.30		ug/L		107	60 - 143
2-Butanone (MEK)	100	96.05		ug/L		96	55 - 143
2-Chlorotoluene	20.0	20.16		ug/L		101	70 - 130
2-Hexanone	100	96.56		ug/L		97	54 - 142
4-Chlorotoluene	20.0	20.15		ug/L		101	70 - 130
4-Methyl-2-pentanone (MIBK)	100	97.27		ug/L		97	60 - 137
Acetone	100	100.8		ug/L		101	39 - 150
Benzene	20.0	21.76		ug/L		109	70 - 130
Bromobenzene	20.0	20.08		ug/L		100	70 - 130
Bromochloromethane	20.0	21.30		ug/L		106	70 - 130
Bromodichloromethane	20.0	20.16		ug/L		101	70 - 130
Bromoform	20.0	19.89		ug/L		99	70 - 137

Method: 8260B - Volatile Organic Compounds (GC/MS) (Continued)

Lab Sample ID: LCS 490-551276/3
Matrix: Water
Analysis Batch: 551276

Client Sample ID: Lab Control Sample
Prep Type: Total/NA

Analyte	Spike Added	LCS Result	LCS Qualifier	Unit	D	%Rec	%Rec. Limits
Bromomethane	20.0	22.50		ug/L		113	53 - 150
Carbon disulfide	20.0	22.94		ug/L		115	64 - 135
Carbon tetrachloride	20.0	20.18		ug/L		101	70 - 147
Chlorobenzene	20.0	21.00		ug/L		105	70 - 130
Chlorodibromomethane	20.0	20.45		ug/L		102	70 - 133
Chloroethane	20.0	22.08		ug/L		110	60 - 138
Chloroform	20.0	21.13		ug/L		106	70 - 130
Chloromethane	20.0	16.80		ug/L		84	33 - 150
cis-1,2-Dichloroethene	20.0	21.29		ug/L		106	70 - 130
cis-1,3-Dichloropropene	20.0	19.18		ug/L		96	70 - 133
Dibromomethane	20.0	20.21		ug/L		101	70 - 130
Dichlorodifluoromethane	20.0	16.99		ug/L		85	48 - 150
Ethylbenzene	20.0	21.50		ug/L		108	70 - 130
Hexachlorobutadiene	20.0	21.76		ug/L		109	70 - 138
Isopropylbenzene	20.0	21.41		ug/L		107	70 - 131
Methyl tert-butyl ether	20.0	21.15		ug/L		106	70 - 130
Methylene Chloride	20.0	22.32		ug/L		112	70 - 130
Naphthalene	20.0	20.07		ug/L		100	54 - 150
n-Butylbenzene	20.0	20.72		ug/L		104	68 - 137
N-Propylbenzene	20.0	20.36		ug/L		102	70 - 134
p-Isopropyltoluene	20.0	20.01		ug/L		100	66 - 130
sec-Butylbenzene	20.0	21.11		ug/L		106	70 - 135
Styrene	20.0	20.78		ug/L		104	70 - 130
tert-Butylbenzene	20.0	20.17		ug/L		101	70 - 130
Tetrachloroethene	20.0	21.74		ug/L		109	70 - 130
Toluene	20.0	21.41		ug/L		107	70 - 130
trans-1,2-Dichloroethene	20.0	21.08		ug/L		105	70 - 130
trans-1,3-Dichloropropene	20.0	18.80		ug/L		94	63 - 142
Trichloroethene	20.0	22.13		ug/L		111	70 - 130
Trichlorofluoromethane	20.0	23.45		ug/L		117	59 - 150
Vinyl chloride	20.0	20.60		ug/L		103	57 - 137
Xylenes, Total	40.0	42.28		ug/L		106	70 - 132

Surrogate	*LCS %Recovery*	*LCS Qualifier*	*Limits*
1,2-Dichloroethane-d4 (Surr)	*92*		*70 - 130*
4-Bromofluorobenzene (Surr)	*97*		*70 - 130*
Dibromofluoromethane (Surr)	*100*		*70 - 130*
Toluene-d8 (Surr)	*100*		*70 - 130*

Lab Sample ID: LCSD 490-551276/4
Matrix: Water
Analysis Batch: 551276

Client Sample ID: Lab Control Sample Dup
Prep Type: Total/NA

Analyte	Spike Added	LCSD Result	LCSD Qualifier	Unit	D	%Rec	%Rec. Limits	RPD	RPD Limit
1,1,1,2-Tetrachloroethane	20.0	20.56		ug/L		103	70 - 130	1	13
1,1,1-Trichloroethane	20.0	20.36		ug/L		102	70 - 135	1	15
1,1,2,2-Tetrachloroethane	20.0	20.69		ug/L		103	69 - 131	1	15
1,1,2-Trichloroethane	20.0	20.49		ug/L		102	70 - 130	0	13

Method: 8260B - Volatile Organic Compounds (GC/MS) (Continued)

Lab Sample ID: LCSD 490-551276/4
Matrix: Water
Analysis Batch: 551276

Client Sample ID: Lab Control Sample Dup
Prep Type: Total/NA

Analyte	Spike Added	LCSD Result	LCSD Qualifier	Unit	D	%Rec	%Rec. Limits	RPD	RPD Limit
1,1-Dichloroethane	20.0	20.57		ug/L		103	70 - 130	0	17
1,1-Dichloroethene	20.0	22.06		ug/L		110	70 - 132	0	20
1,1-Dichloropropene	20.0	21.10		ug/L		106	70 - 130	2	16
1,2,3-Trichlorobenzene	20.0	20.52		ug/L		103	46 - 150	3	16
1,2,3-Trichloropropane	20.0	19.92		ug/L		100	70 - 131	2	14
1,2,4-Trichlorobenzene	20.0	20.31		ug/L		102	58 - 147	1	15
1,2,4-Trimethylbenzene	20.0	19.47		ug/L		97	70 - 130	1	13
1,2-Dibromo-3-Chloropropane	20.0	18.63		ug/L		93	45 - 138	2	19
1,2-Dibromoethane (EDB)	20.0	20.10		ug/L		100	70 - 130	2	13
1,2-Dichlorobenzene	20.0	20.25		ug/L		101	70 - 130	0	12
1,2-Dichloroethane	20.0	21.23		ug/L		106	70 - 130	2	13
1,2-Dichloropropane	20.0	20.94		ug/L		105	70 - 130	2	15
1,3,5-Trimethylbenzene	20.0	19.41		ug/L		97	70 - 130	7	14
1,3-Dichlorobenzene	20.0	20.24		ug/L		101	70 - 130	0	13
1,3-Dichloropropane	20.0	20.09		ug/L		100	70 - 130	0	12
1,4-Dichlorobenzene	20.0	20.29		ug/L		101	70 - 130	0	12
2,2-Dichloropropane	20.0	21.09		ug/L		105	60 - 143	1	20
2-Butanone (MEK)	100	97.81		ug/L		98	55 - 143	2	19
2-Chlorotoluene	20.0	20.13		ug/L		101	70 - 130	0	15
2-Hexanone	100	98.02		ug/L		98	54 - 142	1	17
4-Chlorotoluene	20.0	19.93		ug/L		100	70 - 130	1	15
4-Methyl-2-pentanone (MIBK)	100	98.53		ug/L		99	60 - 137	1	21
Acetone	100	99.90		ug/L		100	39 - 150	1	23
Benzene	20.0	21.52		ug/L		108	70 - 130	1	12
Bromobenzene	20.0	20.19		ug/L		101	70 - 130	1	16
Bromochloromethane	20.0	22.03		ug/L		110	70 - 130	3	16
Bromodichloromethane	20.0	20.25		ug/L		101	70 - 130	0	14
Bromoform	20.0	19.96		ug/L		100	70 - 137	0	14
Bromomethane	20.0	23.00		ug/L		115	53 - 150	2	19
Carbon disulfide	20.0	22.88		ug/L		114	64 - 135	0	16
Carbon tetrachloride	20.0	20.12		ug/L		101	70 - 147	0	16
Chlorobenzene	20.0	20.85		ug/L		104	70 - 130	1	12
Chlorodibromomethane	20.0	20.77		ug/L		104	70 - 133	2	13
Chloroethane	20.0	21.73		ug/L		109	60 - 138	2	15
Chloroform	20.0	21.13		ug/L		106	70 - 130	0	14
Chloromethane	20.0	16.82		ug/L		84	33 - 150	0	20
cis-1,2-Dichloroethene	20.0	21.66		ug/L		108	70 - 130	2	15
cis-1,3-Dichloropropene	20.0	19.46		ug/L		97	70 - 133	1	15
Dibromomethane	20.0	20.05		ug/L		100	70 - 130	1	14
Dichlorodifluoromethane	20.0	16.91		ug/L		85	48 - 150	1	16
Ethylbenzene	20.0	21.26		ug/L		106	70 - 130	1	12
Hexachlorobutadiene	20.0	21.94		ug/L		110	70 - 138	1	16
Isopropylbenzene	20.0	21.11		ug/L		106	70 - 131	1	13
Methyl tert-butyl ether	20.0	21.25		ug/L		106	70 - 130	0	16
Methylene Chloride	20.0	22.19		ug/L		111	70 - 130	1	15
Naphthalene	20.0	20.37		ug/L		102	54 - 150	2	15
n-Butylbenzene	20.0	20.74		ug/L		104	68 - 137	0	14
N-Propylbenzene	20.0	20.17		ug/L		101	70 - 134	1	14

Method: 8260B - Volatile Organic Compounds (GC/MS) (Continued)

Lab Sample ID: LCSD 490-551276/4
Matrix: Water
Analysis Batch: 551276

Client Sample ID: Lab Control Sample Dup
Prep Type: Total/NA

Analyte			Spike Added	LCSD Result	LCSD Qualifier	Unit	D	%Rec	%Rec. Limits	RPD	RPD Limit
p-Isopropyltoluene			20.0	20.43		ug/L		102	66 - 130	2	13
sec-Butylbenzene			20.0	20.86		ug/L		104	70 - 135	1	14
Styrene			20.0	20.61		ug/L		103	70 - 130	1	12
tert-Butylbenzene			20.0	20.18		ug/L		101	70 - 130	0	14
Tetrachloroethene			20.0	21.38		ug/L		107	70 - 130	2	17
Toluene			20.0	21.29		ug/L		106	70 - 130	1	13
trans-1,2-Dichloroethene			20.0	21.05		ug/L		105	70 - 130	0	15
trans-1,3-Dichloropropene			20.0	19.17		ug/L		96	63 - 142	2	13
Trichloroethene			20.0	22.10		ug/L		110	70 - 130	0	14
Trichlorofluoromethane			20.0	23.54		ug/L		118	59 - 150	0	22
Vinyl chloride			20.0	20.81		ug/L		104	57 - 137	1	15
Xylenes, Total			40.0	41.74		ug/L		104	70 - 132	1	11

Surrogate	*LCSD %Recovery*	*LCSD Qualifier*	*Limits*
1,2-Dichloroethane-d4 (Surr)	*91*		*70 - 130*
4-Bromofluorobenzene (Surr)	*97*		*70 - 130*
Dibromofluoromethane (Surr)	*99*		*70 - 130*
Toluene-d8 (Surr)	*99*		*70 - 130*

Lab Sample ID: 490-161417-6 MS
Matrix: Water
Analysis Batch: 551276

Client Sample ID: MW-85BR
Prep Type: Total/NA

Analyte	Sample Result	Sample Qualifier	Spike Added	MS Result	MS Qualifier	Unit	D	%Rec	%Rec. Limits
1,1,1,2-Tetrachloroethane	ND		100	123.3		ug/L		123	70 - 131
1,1,1-Trichloroethane	ND		100	124.0		ug/L		124	68 - 144
1,1,2,2-Tetrachloroethane	ND		100	122.1		ug/L		122	56 - 145
1,1,2-Trichloroethane	ND		100	123.5		ug/L		124	70 - 130
1,1-Dichloroethane	ND		100	124.6		ug/L		125	61 - 139
1,1-Dichloroethene	ND		100	138.6		ug/L		139	54 - 150
1,1-Dichloropropene	ND		100	132.9		ug/L		133	54 - 150
1,2,3-Trichlorobenzene	ND		100	109.8		ug/L		110	36 - 150
1,2,3-Trichloropropane	ND		100	119.5		ug/L		119	65 - 131
1,2,4-Trichlorobenzene	ND		100	115.2		ug/L		115	47 - 147
1,2,4-Trimethylbenzene	ND		100	118.2		ug/L		118	64 - 136
1,2-Dibromo-3-Chloropropane	ND		100	102.1		ug/L		102	38 - 138
1,2-Dibromoethane (EDB)	ND		100	118.2		ug/L		118	65 - 137
1,2-Dichlorobenzene	ND		100	119.7		ug/L		120	70 - 130
1,2-Dichloroethane	ND		100	126.4		ug/L		126	64 - 136
1,2-Dichloropropane	ND		100	128.8		ug/L		129	67 - 130
1,3,5-Trimethylbenzene	ND		100	124.4		ug/L		124	69 - 139
1,3-Dichlorobenzene	ND		100	120.5		ug/L		120	68 - 131
1,3-Dichloropropane	ND		100	120.3		ug/L		120	70 - 130
1,4-Dichlorobenzene	ND		100	120.9		ug/L		121	70 - 130
2,2-Dichloropropane	ND		100	126.8		ug/L		127	50 - 146
2-Butanone (MEK)	ND		500	559.7		ug/L		112	50 - 143
2-Chlorotoluene	ND		100	121.9		ug/L		122	67 - 138
2-Hexanone	ND		500	589.5		ug/L		118	44 - 150

Method: 8260B - Volatile Organic Compounds (GC/MS) (Continued)

Lab Sample ID: 490-161417-6 MS
Matrix: Water
Analysis Batch: 551276

Client Sample ID: MW-85BR
Prep Type: Total/NA

Analyte	Sample Result	Sample Qualifier	Spike Added	MS Result	MS Qualifier	Unit	D	%Rec	%Rec. Limits
4-Chlorotoluene	ND		100	120.7		ug/L		121	69 - 138
4-Methyl-2-pentanone (MIBK)	ND		500	601.7		ug/L		120	50 - 140
Acetone	ND		500	564.6		ug/L		113	39 - 150
Benzene	ND		100	133.6		ug/L		134	55 - 147
Bromobenzene	ND		100	121.1		ug/L		121	60 - 133
Bromochloromethane	ND		100	126.0		ug/L		126	59 - 132
Bromodichloromethane	ND		100	120.5		ug/L		121	70 - 140
Bromoform	ND		100	117.4		ug/L		117	53 - 150
Bromomethane	ND	F2	100	47.96		ug/L		48	30 - 150
Carbon disulfide	ND		100	137.5		ug/L		137	35 - 150
Carbon tetrachloride	ND		100	124.9		ug/L		125	56 - 150
Chlorobenzene	ND		100	126.7		ug/L		127	70 - 130
Chlorodibromomethane	ND		100	121.2		ug/L		121	66 - 140
Chloroethane	ND	F1	100	142.5	F1	ug/L		142	58 - 141
Chloroform	ND		100	126.4		ug/L		126	66 - 138
Chloromethane	ND		100	106.9		ug/L		107	10 - 150
cis-1,2-Dichloroethene	ND		100	128.8		ug/L		129	68 - 131
cis-1,3-Dichloropropene	ND		100	114.4		ug/L		114	70 - 133
Dibromomethane	ND		100	118.1		ug/L		118	70 - 130
Dichlorodifluoromethane	ND		100	147.1		ug/L		147	10 - 150
Ethylbenzene	ND		100	129.9		ug/L		130	65 - 139
Hexachlorobutadiene	ND		100	121.6		ug/L		122	61 - 141
Isopropylbenzene	ND		100	129.6		ug/L		130	70 - 137
Methyl tert-butyl ether	ND		100	125.6		ug/L		126	55 - 141
Methylene Chloride	ND	F1	100	132.6	F1	ug/L		133	64 - 130
Naphthalene	ND		100	115.1		ug/L		115	32 - 150
n-Butylbenzene	ND		100	125.4		ug/L		125	61 - 141
N-Propylbenzene	ND		100	123.0		ug/L		123	53 - 150
p-Isopropyltoluene	ND		100	122.4		ug/L		122	66 - 137
sec-Butylbenzene	ND		100	128.1		ug/L		128	55 - 136
Styrene	ND		100	125.9		ug/L		126	70 - 130
tert-Butylbenzene	ND		100	123.4		ug/L		123	70 - 138
Tetrachloroethene	1.86	J	100	132.8		ug/L		131	57 - 138
Toluene	ND		100	130.1		ug/L		130	64 - 136
trans-1,2-Dichloroethene	ND		100	127.3		ug/L		127	59 - 143
trans-1,3-Dichloropropene	ND		100	113.7		ug/L		114	63 - 142
Trichloroethene	401		100	505.2	4	ug/L		104	63 - 135
Trichlorofluoromethane	ND	F1	100	156.5	F1	ug/L		156	44 - 150
Vinyl chloride	ND		100	136.5		ug/L		136	57 - 150
Xylenes, Total	ND		200	253.9		ug/L		127	69 - 132

Surrogate	*MS %Recovery*	*MS Qualifier*	*Limits*
1,2-Dichloroethane-d4 (Surr)	*92*		*70 - 130*
4-Bromofluorobenzene (Surr)	*98*		*70 - 130*
Dibromofluoromethane (Surr)	*98*		*70 - 130*
Toluene-d8 (Surr)	*100*		*70 - 130*

Method: 8260B - Volatile Organic Compounds (GC/MS) (Continued)

Lab Sample ID: 490-161417-6 MSD
Matrix: Water
Analysis Batch: 551276

Client Sample ID: MW-85BR
Prep Type: Total/NA

Analyte	Sample Result	Sample Qualifier	Spike Added	MSD Result	MSD Qualifier	Unit	D	%Rec	%Rec. Limits	RPD	RPD Limit
1,1,1,2-Tetrachloroethane	ND		100	107.3		ug/L		107	70 - 131	14	16
1,1,1-Trichloroethane	ND		100	111.3		ug/L		111	68 - 144	11	17
1,1,2,2-Tetrachloroethane	ND		100	106.1		ug/L		106	56 - 145	14	19
1,1,2-Trichloroethane	ND		100	106.9		ug/L		107	70 - 130	14	18
1,1-Dichloroethane	ND		100	112.0		ug/L		112	61 - 139	11	23
1,1-Dichloroethene	ND		100	119.9		ug/L		120	54 - 150	15	24
1,1-Dichloropropene	ND		100	116.5		ug/L		116	54 - 150	13	24
1,2,3-Trichlorobenzene	ND		100	108.4		ug/L		108	36 - 150	1	43
1,2,3-Trichloropropane	ND		100	107.2		ug/L		107	65 - 131	11	19
1,2,4-Trichlorobenzene	ND		100	107.9		ug/L		108	47 - 147	7	24
1,2,4-Trimethylbenzene	ND		100	105.5		ug/L		106	64 - 136	11	18
1,2-Dibromo-3-Chloropropane	ND		100	95.11		ug/L		95	38 - 138	7	26
1,2-Dibromoethane (EDB)	ND		100	101.9		ug/L		102	65 - 137	15	21
1,2-Dichlorobenzene	ND		100	107.9		ug/L		108	70 - 130	10	15
1,2-Dichloroethane	ND		100	110.1		ug/L		110	64 - 136	14	22
1,2-Dichloropropane	ND		100	112.1		ug/L		112	67 - 130	14	19
1,3,5-Trimethylbenzene	ND		100	111.7		ug/L		112	69 - 139	11	17
1,3-Dichlorobenzene	ND		100	108.0		ug/L		108	68 - 131	11	14
1,3-Dichloropropane	ND		100	104.9		ug/L		105	70 - 130	14	17
1,4-Dichlorobenzene	ND		100	108.3		ug/L		108	70 - 130	11	14
2,2-Dichloropropane	ND		100	110.9		ug/L		111	50 - 146	13	20
2-Butanone (MEK)	ND		500	504.6		ug/L		101	50 - 143	10	28
2-Chlorotoluene	ND		100	108.4		ug/L		108	67 - 138	12	17
2-Hexanone	ND		500	492.2		ug/L		98	44 - 150	18	21
4-Chlorotoluene	ND		100	108.5		ug/L		109	69 - 138	11	15
4-Methyl-2-pentanone (MIBK)	ND		500	507.1		ug/L		101	50 - 140	17	24
Acetone	ND		500	515.3		ug/L		103	39 - 150	9	28
Benzene	ND		100	117.5		ug/L		118	55 - 147	13	22
Bromobenzene	ND		100	108.5		ug/L		109	60 - 133	11	18
Bromochloromethane	ND		100	113.1		ug/L		113	59 - 132	11	21
Bromodichloromethane	ND		100	107.3		ug/L		107	70 - 140	12	196
Bromoform	ND		100	104.3		ug/L		104	53 - 150	12	20
Bromomethane	ND	F2	100	87.48	F2	ug/L		87	30 - 150	58	44
Carbon disulfide	ND		100	122.3		ug/L		122	35 - 150	12	34
Carbon tetrachloride	ND		100	111.2		ug/L		111	56 - 150	12	18
Chlorobenzene	ND		100	110.8		ug/L		111	70 - 130	13	15
Chlorodibromomethane	ND		100	106.8		ug/L		107	66 - 140	13	19
Chloroethane	ND	F1	100	126.3		ug/L		126	58 - 141	12	31
Chloroform	ND		100	113.1		ug/L		113	66 - 138	11	21
Chloromethane	ND		100	87.72		ug/L		88	10 - 150	20	43
cis-1,2-Dichloroethene	ND		100	112.7		ug/L		113	68 - 131	13	21
cis-1,3-Dichloropropene	ND		100	100.3		ug/L		100	70 - 133	13	19
Dibromomethane	ND		100	106.2		ug/L		106	70 - 130	11	19
Dichlorodifluoromethane	ND		100	117.8		ug/L		118	10 - 150	22	50
Ethylbenzene	ND		100	115.5		ug/L		116	65 - 139	12	18
Hexachlorobutadiene	ND		100	115.2		ug/L		115	61 - 141	5	26
Isopropylbenzene	ND		100	115.4		ug/L		115	70 - 137	12	17
Methyl tert-butyl ether	ND		100	109.8		ug/L		110	55 - 141	13	24

Method: 8260B - Volatile Organic Compounds (GC/MS) (Continued)

Lab Sample ID: 490-161417-6 MSD
Matrix: Water
Analysis Batch: 551276

Client Sample ID: MW-85BR
Prep Type: Total/NA

Analyte	Sample Result	Sample Qualifier	Spike Added	MSD Result	MSD Qualifier	Unit	D	%Rec	%Rec. Limits	RPD	RPD Limit
Methylene Chloride	ND	F1	100	118.6		ug/L		119	64 - 130	11	22
Naphthalene	ND		100	110.2		ug/L		110	32 - 150	4	40
n-Butylbenzene	ND		100	110.9		ug/L		111	61 - 141	12	17
N-Propylbenzene	ND		100	109.5		ug/L		109	53 - 150	12	18
p-Isopropyltoluene	ND		100	110.4		ug/L		110	66 - 137	10	16
sec-Butylbenzene	ND		100	114.3		ug/L		114	55 - 136	11	50
Styrene	ND		100	111.7		ug/L		112	70 - 130	12	16
tert-Butylbenzene	ND		100	110.8		ug/L		111	70 - 138	11	17
Tetrachloroethene	1.86	J	100	116.7		ug/L		115	57 - 138	13	17
Toluene	ND		100	114.4		ug/L		114	64 - 136	13	18
trans-1,2-Dichloroethene	ND		100	113.1		ug/L		113	59 - 143	12	25
trans-1,3-Dichloropropene	ND		100	98.87		ug/L		99	63 - 142	14	18
Trichloroethene	401		100	488.6	4	ug/L		87	63 - 135	3	17
Trichlorofluoromethane	ND	F1	100	133.9		ug/L		134	44 - 150	16	32
Vinyl chloride	ND		100	121.1		ug/L		121	57 - 150	12	37
Xylenes, Total	ND		200	224.6		ug/L		112	69 - 132	12	17

Surrogate	*MSD %Recovery*	*MSD Qualifier*	*Limits*
1,2-Dichloroethane-d4 (Surr)	*91*		*70 - 130*
4-Bromofluorobenzene (Surr)	*99*		*70 - 130*
Dibromofluoromethane (Surr)	*101*		*70 - 130*
Toluene-d8 (Surr)	*99*		*70 - 130*

Method: 6020A - Metals (ICP/MS)

Lab Sample ID: MB 490-551003/1-A
Matrix: Water
Analysis Batch: 552917

Client Sample ID: Method Blank
Prep Type: Total/NA
Prep Batch: 551003

Analyte	MB Result	MB Qualifier	RL	MDL	Unit	D	Prepared	Analyzed	Dil Fac
Lead	ND		0.00200	0.000100	mg/L		10/18/18 13:35	10/25/18 23:37	1

Lab Sample ID: LCS 490-551003/2-A
Matrix: Water
Analysis Batch: 552917

Client Sample ID: Lab Control Sample
Prep Type: Total/NA
Prep Batch: 551003

Analyte	Spike Added	LCS Result	LCS Qualifier	Unit	D	%Rec	%Rec. Limits
Lead	0.100	0.1006		mg/L		101	80 - 120

Lab Sample ID: 490-161417-10 MS
Matrix: Water
Analysis Batch: 552917

Client Sample ID: MW-5
Prep Type: Total/NA
Prep Batch: 551003

Analyte	Sample Result	Sample Qualifier	Spike Added	MS Result	MS Qualifier	Unit	D	%Rec	%Rec. Limits
Lead	0.00462		0.100	0.09875		mg/L		94	75 - 125

Method: 6020A - Metals (ICP/MS) (Continued)

Lab Sample ID: 490-161417-10 MSD — **Client Sample ID: MW-5**
Matrix: Water — **Prep Type: Total/NA**
Analysis Batch: 552917 — **Prep Batch: 551003**

Analyte	Sample Result	Sample Qualifier	Spike Added	MSD Result	MSD Qualifier	Unit	D	%Rec	%Rec. Limits	RPD	RPD Limit
Lead	0.00462		0.100	0.1044		mg/L		100	75 - 125	6	20

Lab Sample ID: MB 490-552182/1-A — **Client Sample ID: Method Blank**
Matrix: Water — **Prep Type: Total/NA**
Analysis Batch: 553917 — **Prep Batch: 552182**

Analyte	MB Result	MB Qualifier	RL	MDL	Unit	D	Prepared	Analyzed	Dil Fac
Lead	0.0002890	J	0.00200	0.000100	mg/L		10/23/18 16:28	10/30/18 16:17	1

Lab Sample ID: LCS 490-552182/2-A — **Client Sample ID: Lab Control Sample**
Matrix: Water — **Prep Type: Total/NA**
Analysis Batch: 553917 — **Prep Batch: 552182**

Analyte	Spike Added	LCS Result	LCS Qualifier	Unit	D	%Rec	%Rec. Limits
Lead	0.100	0.1063		mg/L		106	80 - 120

Lab Sample ID: 490-161347-G-1-C MS — **Client Sample ID: Matrix Spike**
Matrix: Water — **Prep Type: Total/NA**
Analysis Batch: 553917 — **Prep Batch: 552182**

Analyte	Sample Result	Sample Qualifier	Spike Added	MS Result	MS Qualifier	Unit	D	%Rec	%Rec. Limits
Lead	0.000454	J B	0.100	0.1002		mg/L		100	75 - 125

Lab Sample ID: 490-161347-G-1-D MSD — **Client Sample ID: Matrix Spike Duplicate**
Matrix: Water — **Prep Type: Total/NA**
Analysis Batch: 553917 — **Prep Batch: 552182**

Analyte	Sample Result	Sample Qualifier	Spike Added	MSD Result	MSD Qualifier	Unit	D	%Rec	%Rec. Limits	RPD	RPD Limit
Lead	0.000454	J B	0.100	0.09825		mg/L		98	75 - 125	2	20

GC/MS VOA

Analysis Batch: 550906

Lab Sample ID	Client Sample ID	Prep Type	Matrix	Method	Prep Batch
490-161417-2	OBS-8	Total/NA	Water	8260B	
490-161417-7	MW-28DBR	Total/NA	Water	8260B	
490-161417-10	MW-5	Total/NA	Water	8260B	
490-161417-10	MW-5	Total/NA	Water	8260B	
490-161417-11	MW-5D	Total/NA	Water	8260B	
490-161417-13	DUP-1	Total/NA	Water	8260B	
490-161417-14	DUP-2	Total/NA	Water	8260B	
490-161417-14	DUP-2	Total/NA	Water	8260B	
490-161417-15	DMW-2D	Total/NA	Water	8260B	
490-161417-16	MW-10	Total/NA	Water	8260B	
490-161417-17	MW-38	Total/NA	Water	8260B	
MB 490-550906/6	Method Blank	Total/NA	Water	8260B	
LCS 490-550906/3	Lab Control Sample	Total/NA	Water	8260B	
LCSD 490-550906/4	Lab Control Sample Dup	Total/NA	Water	8260B	
490-161417-10 MS	MW-5	Total/NA	Water	8260B	
490-161417-10 MSD	MW-5	Total/NA	Water	8260B	

Analysis Batch: 551127

Lab Sample ID	Client Sample ID	Prep Type	Matrix	Method	Prep Batch
490-161417-1	MW-29SBR	Total/NA	Water	8260B	
490-161417-3	MW-17	Total/NA	Water	8260B	
490-161417-4	MW-21DBR	Total/NA	Water	8260B	
490-161417-5	MW-36	Total/NA	Water	8260B	
490-161417-6	MW-85BR	Total/NA	Water	8260B	
490-161417-8	MW-3	Total/NA	Water	8260B	
490-161417-9	MW-20	Total/NA	Water	8260B	
490-161417-12	MW-1	Total/NA	Water	8260B	
490-161417-19	MW-30SBR	Total/NA	Water	8260B	
490-161417-20	Trip Blank	Total/NA	Water	8260B	
490-161417-21	CD-01	Total/NA	Water	8260B	
MB 490-551127/6	Method Blank	Total/NA	Water	8260B	
LCS 490-551127/3	Lab Control Sample	Total/NA	Water	8260B	
LCSD 490-551127/4	Lab Control Sample Dup	Total/NA	Water	8260B	
490-161448-B-1 MS	Matrix Spike	Total/NA	Water	8260B	
490-161448-C-1 MSD	Matrix Spike Duplicate	Total/NA	Water	8260B	

Analysis Batch: 551276

Lab Sample ID	Client Sample ID	Prep Type	Matrix	Method	Prep Batch
490-161417-6	MW-85BR	Total/NA	Water	8260B	
490-161417-18	MW-37	Total/NA	Water	8260B	
MB 490-551276/7	Method Blank	Total/NA	Water	8260B	
LCS 490-551276/3	Lab Control Sample	Total/NA	Water	8260B	
LCSD 490-551276/4	Lab Control Sample Dup	Total/NA	Water	8260B	
490-161417-6 MS	MW-85BR	Total/NA	Water	8260B	
490-161417-6 MSD	MW-85BR	Total/NA	Water	8260B	

Metals

Prep Batch: 551003

Lab Sample ID	Client Sample ID	Prep Type	Matrix	Method	Prep Batch
490-161417-9	MW-20	Total/NA	Water	3010A	
490-161417-10	MW-5	Total/NA	Water	3010A	
490-161417-11	MW-5D	Total/NA	Water	3010A	
490-161417-21	CD-01	Total/NA	Water	3010A	
MB 490-551003/1-A	Method Blank	Total/NA	Water	3010A	
LCS 490-551003/2-A	Lab Control Sample	Total/NA	Water	3010A	
490-161417-10 MS	MW-5	Total/NA	Water	3010A	
490-161417-10 MSD	MW-5	Total/NA	Water	3010A	

Prep Batch: 552182

Lab Sample ID	Client Sample ID	Prep Type	Matrix	Method	Prep Batch
490-161417-14	DUP-2	Total/NA	Water	3010A	
MB 490-552182/1-A	Method Blank	Total/NA	Water	3010A	
LCS 490-552182/2-A	Lab Control Sample	Total/NA	Water	3010A	
490-161347-G-1-C MS	Matrix Spike	Total/NA	Water	3010A	
490-161347-G-1-D MSD	Matrix Spike Duplicate	Total/NA	Water	3010A	

Analysis Batch: 552917

Lab Sample ID	Client Sample ID	Prep Type	Matrix	Method	Prep Batch
490-161417-9	MW-20	Total/NA	Water	6020A	551003
490-161417-10	MW-5	Total/NA	Water	6020A	551003
490-161417-11	MW-5D	Total/NA	Water	6020A	551003
MB 490-551003/1-A	Method Blank	Total/NA	Water	6020A	551003
LCS 490-551003/2-A	Lab Control Sample	Total/NA	Water	6020A	551003
490-161417-10 MS	MW-5	Total/NA	Water	6020A	551003
490-161417-10 MSD	MW-5	Total/NA	Water	6020A	551003

Analysis Batch: 553917

Lab Sample ID	Client Sample ID	Prep Type	Matrix	Method	Prep Batch
490-161417-14	DUP-2	Total/NA	Water	6020A	552182
490-161417-21	CD-01	Total/NA	Water	6020A	551003
MB 490-552182/1-A	Method Blank	Total/NA	Water	6020A	552182
LCS 490-552182/2-A	Lab Control Sample	Total/NA	Water	6020A	552182
490-161347-G-1-C MS	Matrix Spike	Total/NA	Water	6020A	552182
490-161347-G-1-D MSD	Matrix Spike Duplicate	Total/NA	Water	6020A	552182

Lab Chronicle

Client: URS Corporation
Project/Site: C&D Conyers GA

TestAmerica Job ID: 490-161417-1

Client Sample ID: MW-29SBR
Date Collected: 10/12/18 11:40
Date Received: 10/17/18 09:25

Lab Sample ID: 490-161417-1
Matrix: Water

Prep Type	Batch Type	Batch Method	Run	Dilution Factor	Batch Number	Prepared or Analyzed	Analyst	Lab
Total/NA	Analysis	8260B		1	551127	10/19/18 04:18	S1S	TAL NSH

Client Sample ID: OBS-8
Date Collected: 10/12/18 13:22
Date Received: 10/17/18 09:25

Lab Sample ID: 490-161417-2
Matrix: Water

Prep Type	Batch Type	Batch Method	Run	Dilution Factor	Batch Number	Prepared or Analyzed	Analyst	Lab
Total/NA	Analysis	8260B		5	550906	10/18/18 15:26	MRM	TAL NSH

Client Sample ID: MW-17
Date Collected: 10/12/18 14:07
Date Received: 10/17/18 09:25

Lab Sample ID: 490-161417-3
Matrix: Water

Prep Type	Batch Type	Batch Method	Run	Dilution Factor	Batch Number	Prepared or Analyzed	Analyst	Lab
Total/NA	Analysis	8260B		1	551127	10/19/18 04:45	S1S	TAL NSH

Client Sample ID: MW-21DBR
Date Collected: 10/12/18 15:37
Date Received: 10/17/18 09:25

Lab Sample ID: 490-161417-4
Matrix: Water

Prep Type	Batch Type	Batch Method	Run	Dilution Factor	Batch Number	Prepared or Analyzed	Analyst	Lab
Total/NA	Analysis	8260B		1	551127	10/19/18 08:53	S1S	TAL NSH

Client Sample ID: MW-36
Date Collected: 10/12/18 16:20
Date Received: 10/17/18 09:25

Lab Sample ID: 490-161417-5
Matrix: Water

Prep Type	Batch Type	Batch Method	Run	Dilution Factor	Batch Number	Prepared or Analyzed	Analyst	Lab
Total/NA	Analysis	8260B		1	551127	10/19/18 05:13	S1S	TAL NSH

Client Sample ID: MW-85BR
Date Collected: 10/12/18 16:40
Date Received: 10/17/18 09:25

Lab Sample ID: 490-161417-6
Matrix: Water

Prep Type	Batch Type	Batch Method	Run	Dilution Factor	Batch Number	Prepared or Analyzed	Analyst	Lab
Total/NA	Analysis	8260B		1	551127	10/19/18 08:26	S1S	TAL NSH
Total/NA	Analysis	8260B		5	551276	10/19/18 14:22	SW1	TAL NSH

Lab Chronicle

Client: URS Corporation
Project/Site: C&D Conyers GA

TestAmerica Job ID: 490-161417-1

Client Sample ID: MW-28DBR
Date Collected: 10/15/18 10:22
Date Received: 10/17/18 09:25

Lab Sample ID: 490-161417-7
Matrix: Water

Prep Type	Batch Type	Batch Method	Run	Dilution Factor	Batch Number	Prepared or Analyzed	Analyst	Lab
Total/NA	Analysis	8260B		1	550906	10/18/18 18:39	MRM	TAL NSH

Client Sample ID: MW-3
Date Collected: 10/15/18 12:09
Date Received: 10/17/18 09:25

Lab Sample ID: 490-161417-8
Matrix: Water

Prep Type	Batch Type	Batch Method	Run	Dilution Factor	Batch Number	Prepared or Analyzed	Analyst	Lab
Total/NA	Analysis	8260B		1	551127	10/19/18 05:40	S1S	TAL NSH

Client Sample ID: MW-20
Date Collected: 10/15/18 14:13
Date Received: 10/17/18 09:25

Lab Sample ID: 490-161417-9
Matrix: Water

Prep Type	Batch Type	Batch Method	Run	Dilution Factor	Batch Number	Prepared or Analyzed	Analyst	Lab
Total/NA	Analysis	8260B		1	551127	10/19/18 06:08	S1S	TAL NSH
Total/NA	Prep	3010A			551003	10/18/18 13:35	WJE	TAL NSH
Total/NA	Analysis	6020A		1	552917	10/26/18 00:32	BLG	TAL NSH

Client Sample ID: MW-5
Date Collected: 10/15/18 15:35
Date Received: 10/17/18 09:25

Lab Sample ID: 490-161417-10
Matrix: Water

Prep Type	Batch Type	Batch Method	Run	Dilution Factor	Batch Number	Prepared or Analyzed	Analyst	Lab
Total/NA	Analysis	8260B		10	550906	10/18/18 14:31	MRM	TAL NSH
Total/NA	Analysis	8260B		100	550906	10/18/18 14:59	MRM	TAL NSH
Total/NA	Prep	3010A			551003	10/18/18 13:35	WJE	TAL NSH
Total/NA	Analysis	6020A		1	552917	10/25/18 23:43	BLG	TAL NSH

Client Sample ID: MW-5D
Date Collected: 10/15/18 16:16
Date Received: 10/17/18 09:25

Lab Sample ID: 490-161417-11
Matrix: Water

Prep Type	Batch Type	Batch Method	Run	Dilution Factor	Batch Number	Prepared or Analyzed	Analyst	Lab
Total/NA	Analysis	8260B		5	550906	10/18/18 15:54	MRM	TAL NSH
Total/NA	Prep	3010A			551003	10/18/18 13:35	WJE	TAL NSH
Total/NA	Analysis	6020A		1	552917	10/26/18 00:14	BLG	TAL NSH

Lab Chronicle

Client: URS Corporation
Project/Site: C&D Conyers GA

TestAmerica Job ID: 490-161417-1

Client Sample ID: MW-1
Date Collected: 10/15/18 17:18
Date Received: 10/17/18 09:25

Lab Sample ID: 490-161417-12
Matrix: Water

Prep Type	Batch Type	Batch Method	Run	Dilution Factor	Batch Number	Prepared or Analyzed	Analyst	Lab
Total/NA	Analysis	8260B		1	551127	10/19/18 06:35	S1S	TAL NSH

Client Sample ID: DUP-1
Date Collected: 10/15/18 01:01
Date Received: 10/17/18 09:25

Lab Sample ID: 490-161417-13
Matrix: Water

Prep Type	Batch Type	Batch Method	Run	Dilution Factor	Batch Number	Prepared or Analyzed	Analyst	Lab
Total/NA	Analysis	8260B		1	550906	10/18/18 16:49	MRM	TAL NSH

Client Sample ID: DUP-2
Date Collected: 10/15/18 01:01
Date Received: 10/17/18 09:25

Lab Sample ID: 490-161417-14
Matrix: Water

Prep Type	Batch Type	Batch Method	Run	Dilution Factor	Batch Number	Prepared or Analyzed	Analyst	Lab
Total/NA	Analysis	8260B		1	550906	10/18/18 17:16	MRM	TAL NSH
Total/NA	Analysis	8260B		10	550906	10/18/18 18:11	MRM	TAL NSH
Total/NA	Prep	3010A			552182	10/23/18 16:28	MNC	TAL NSH
Total/NA	Analysis	6020A		1	553917	10/30/18 16:54	LDC	TAL NSH

Client Sample ID: DMW-2D
Date Collected: 10/16/18 09:05
Date Received: 10/17/18 09:25

Lab Sample ID: 490-161417-15
Matrix: Water

Prep Type	Batch Type	Batch Method	Run	Dilution Factor	Batch Number	Prepared or Analyzed	Analyst	Lab
Total/NA	Analysis	8260B		1	550906	10/18/18 19:07	MRM	TAL NSH

Client Sample ID: MW-10
Date Collected: 10/16/18 09:20
Date Received: 10/17/18 09:25

Lab Sample ID: 490-161417-16
Matrix: Water

Prep Type	Batch Type	Batch Method	Run	Dilution Factor	Batch Number	Prepared or Analyzed	Analyst	Lab
Total/NA	Analysis	8260B		1	550906	10/18/18 19:34	MRM	TAL NSH

Client Sample ID: MW-38
Date Collected: 10/16/18 10:12
Date Received: 10/17/18 09:25

Lab Sample ID: 490-161417-17
Matrix: Water

Prep Type	Batch Type	Batch Method	Run	Dilution Factor	Batch Number	Prepared or Analyzed	Analyst	Lab
Total/NA	Analysis	8260B		5	550906	10/18/18 16:21	MRM	TAL NSH

Lab Chronicle

Client: URS Corporation
Project/Site: C&D Conyers GA

TestAmerica Job ID: 490-161417-1

Client Sample ID: MW-37
Date Collected: 10/16/18 10:20
Date Received: 10/17/18 09:25

Lab Sample ID: 490-161417-18
Matrix: Water

Prep Type	Batch Type	Batch Method	Run	Dilution Factor	Batch Number	Prepared or Analyzed	Analyst	Lab
Total/NA	Analysis	8260B		1	551276	10/19/18 14:50	SW1	TAL NSH

Client Sample ID: MW-30SBR
Date Collected: 10/16/18 11:20
Date Received: 10/17/18 09:25

Lab Sample ID: 490-161417-19
Matrix: Water

Prep Type	Batch Type	Batch Method	Run	Dilution Factor	Batch Number	Prepared or Analyzed	Analyst	Lab
Total/NA	Analysis	8260B		1	551127	10/19/18 07:30	S1S	TAL NSH

Client Sample ID: Trip Blank
Date Collected: 10/16/18 01:01
Date Received: 10/17/18 09:25

Lab Sample ID: 490-161417-20
Matrix: Water

Prep Type	Batch Type	Batch Method	Run	Dilution Factor	Batch Number	Prepared or Analyzed	Analyst	Lab
Total/NA	Analysis	8260B		1	551127	10/19/18 01:05	S1S	TAL NSH

Client Sample ID: CD-01
Date Collected: 10/16/18 10:45
Date Received: 10/17/18 09:25

Lab Sample ID: 490-161417-21
Matrix: Water

Prep Type	Batch Type	Batch Method	Run	Dilution Factor	Batch Number	Prepared or Analyzed	Analyst	Lab
Total/NA	Analysis	8260B		1	551127	10/19/18 07:58	S1S	TAL NSH
Total/NA	Prep	3010A			551003	10/18/18 13:35	WJE	TAL NSH
Total/NA	Analysis	6020A		10	553917	10/30/18 23:18	LDC	TAL NSH

Laboratory References:

TAL NSH = TestAmerica Nashville, 2960 Foster Creighton Drive, Nashville, TN 37204, TEL (615)726-0177

Method Summary

Client: URS Corporation
Project/Site: C&D Conyers GA

TestAmerica Job ID: 490-161417-1

Method	Method Description	Protocol	Laboratory
8260B	Volatile Organic Compounds (GC/MS)	SW846	TAL NSH
6020A	Metals (ICP/MS)	SW846	TAL NSH
3010A	Preparation, Total Metals	SW846	TAL NSH
5030B	Purge and Trap	SW846	TAL NSH

Protocol References:

SW846 = "Test Methods For Evaluating Solid Waste, Physical/Chemical Methods", Third Edition, November 1986 And Its Updates.

Laboratory References:

TAL NSH = TestAmerica Nashville, 2960 Foster Creighton Drive, Nashville, TN 37204, TEL (615)726-0177

Accreditation/Certification Summary

Client: URS Corporation
Project/Site: C&D Conyers GA

TestAmerica Job ID: 490-161417-1

Laboratory: TestAmerica Nashville

The accreditations/certifications listed below are applicable to this report.

Authority	Program	EPA Region	Identification Number	Expiration Date
Florida	NELAP	4	E87358	06-30-19

TestAmerica
THE LEADER IN ENVIRONMENTAL TESTING
Nashville, TN

COOLER RECEIPT FORM

490-161417 Chain of Custody

Cooler Received/Opened On 10/17/2018@ 925

Time Samples Removed From Cooler_____ Time Samples Placed In Storage_____ (2 Hour Window)

1. Tracking # 2457 (last 4 digits, FedEx) Courier:FedEx

IR Gun ID_31470368 _____ pH Strip Lot_____ Chlorine Strip Lot_____

2. Temperature of rep. sample or temp blank when opened: 1.2 Degrees Celsius

3. If Item #2 temperature is 0°C or less, was the representative sample or temp blank frozen? YES NO...NA

4. Were custody seals on outside of cooler? YES...NO...NA

If yes, how many and where: Front

5. Were the seals intact, signed, and dated correctly? YES...NO...NA

6. Were custody papers inside cooler? YES...NO...NA

I certify that I opened the cooler and answered questions 1-6 (intial) EM

7. Were custody seals on containers: YES NO and Intact YES...NO...NA

Were these signed and dated correctly? YES...NO...NA

8. Packing mat'l used? Bubblewrap Plastic bag Peanuts Vermiculite Foam Insert Paper Other None

9. Cooling process: Ice Ice-pack Ice (direct contact) Dry ice Other None

10. Did all containers arrive in good condition (unbroken)? YES...NO...NA

11. Were all container labels complete (#, date, signed, pres., etc)? YES...NO...NA

12. Did all container labels and tags agree with custody papers? YES...NO...NA

13a. Were VOA vials received? YES...NO...NA

b. Was there any observable headspace present in any VOA vial? YES...NO...NA

● ⬅ Larger than this.

14. Was there a Trip Blank in this cooler? YES...NO...NA If multiple coolers, sequence # NA

I certify that I unloaded the cooler and answered questions 7-14 (intial) EM

15a. On pres'd bottles, did pH test strips suggest preservation reached the correct pH level? YES...NO...NA

b. Did the bottle labels indicate that the correct preservatives were used YES...NO...NA

16. Was residual chlorine present? YES...NO...NA

I certify that I checked for chlorine and pH as per SOP and answered questions 15-16 (intial) EM

17. Were custody papers properly filled out (ink, signed, etc)? YES...NO...NA

18. Did you sign the custody papers in the appropriate place? YES...NO...NA

19. Were correct containers used for the analysis requested? YES...NO...NA

20. Was sufficient amount of sample sent in each container? YES...NO...NA

I certify that I entered this project into LIMS and answered questions 17-20 (intial) EM

I certify that I attached a label with the unique LIMS number to each container (intial) EM

21. Were there Non-Conformance issues at login? YES...NO Was a NCM generated? YES...NO...#_____

BIS = Broken in shipment
Cooler Receipt Form.doc

LF-1
End of Form

Revised 8/23/17

681-Atlanta

TestAmerica Nashville
2960 Foster Creighton Drive
Nashville, TN 37204
Phone (615) 726-0177 Fax (615) 726-3404

Chain of Custody Record

TestAmerica

Client Information	Sampler: Justine McCann	Lab PM: Hayes, Ken	Carrier Tracking No(s):	COC No: 490-90352-26121.1
Client Contact: Sara Meissner	Phone: 770 375 10209	E-Mail: ken.hayes@testamericainc.com		Page: Page 1 of 2
Company: URS Corporation				Job #:

Address: 1000 Corp Centre Drive One Corp Centre Ste	Due Date Requested:	Analysis Requested
City: Franklin	TAT Requested (days): Standard	
State, Zip: TN, 37067		
Phone: 615-224-2103(Tel)	PO #: 60530734	
Email: sara.meissner@aecom.com	WO #: V#1427536	
Project Name: C&D Conyers GA	Project #: 49001189	
Site: C+D Technologies, Conyers	SSOW#:	

Loc: 490
161417

Preservation Codes:
A - HCL, B - NaOH, C - Zn Acetate, D - Nitric Acid, E - NaHSO4, F - MeOH, G - Amchlor, H - Ascorbic Acid, I - Ice, J - DI Water, K - EDTA, L - EDA, M - Hexane, N - None, O - AsNaO2, P - Na2O4S, Q - Na2SO3, R - Na2S2O3, S - H2SO4, T - TSP Dodecahydrate, U - Acetone, V - MCAA, W - pH 4-5, Z - other (specify)
Other:

Sample Identification	Sample Date	Sample Time	Sample Type (C=comp, G=grab)	Matrix (W=water, S=solid, O=waste/oil, BT=Tissue, A=Air)	Field Filtered Sample (Yes or No)	Perform MS/MSD (Yes or No)	6020A - (MOD) Lead	8260B - Standard 8260 List	Total Number of containers	Special Instructions/Note:
			Preservation Code:				D	A		
MW-29SBR	10/12/18	1140	G	Water	N	N		X	3	
OBS-8	10/12/18	1322	G	Water	N	N		X	3	
MW-17	10/12/18	1407	G	Water	N	N		X	3	
MW-21DBR	10/12/18	1537	G	Water	N	N		X	3	
MW-36	10/12/18	1620	G	Water	N	N		X	3	
MW-85BR	10/12/18	1640	G	Water	N	N		X	3	
MW-28DBR	10/15/18	1022	G	Water	N	N		X	3	
MW-3	10/15/18	1209	G	Water	N	U		X	3	
MW-20	10/15/18	1413	G	Water	N	N	X	X	4	
MW-5	10/15/18	1535	G	Water	N	Y	X	X	12	
MW-5D	10/15/18	1610	G	Water	N	N	X	X	4	

Possible Hazard Identification
☒ Non-Hazard ☐ Flammable ☐ Skin Irritant ☐ Poison B ☐ Unknown ☐ Radiological

Sample Disposal (A fee may be assessed if samples are retained longer than 1 month)
☐ Return To Client ☒ Disposal By Lab ☐ Archive For _____ Months

Deliverable Requested: I, II, III, IV, Other (specify)

Special Instructions/QC Requirements:

Empty Kit Relinquished by:	Date:	Time:	Method of Shipment:

	Relinquished by:	Date/Time:	Company	Received by:	Date/Time:	Company
1	Justine McCann	10/16/18 1130	AECOM		10/16/18 1130	TA
2		10/16/18 1610	TA			
3					10-17-18 925	TA MAS

Custody Seals Intact: Δ Yes Δ No
Custody Seal No.:
Cooler Temperature(s) °C and Other Remarks: 1.2

Ver: 08/04/2016

TestAmerica Nashville
2960 Foster Creighton Drive
Nashville, TN 37204
Phone (615) 726-0177 Fax (615) 726-3404

681-Atlanta

Chain of Custody Record

TestAmerica

Client Information	Sampler: Justine McCann	Lab PM: Hayes, Ken	Carrier Tracking No(s):	COC No: 490-90352-26121.2
Client Contact: Sara Meissner	Phone: 770 375 6209	E-Mail: ken.hayes@testamericainc.com		Page: Page 2 of 2
Company: URS Corporation				Job #:
Address: 1000 Corp Centre Drive One Corp Centre Ste	Due Date Requested:			
City: Franklin	TAT Requested (days): standard			
State, Zip: TN, 37067	PO #: 60530734			
Phone: 615-224-2103(Tel)	WO #: V#1427536			
Email: sara.meissner@aecom.com	Project #: 49001189			
Project Name: C&D Conyers GA	SSOW#:			
Site: C+D Technology, Conyers, GA				

Analysis Requested

Loc: 490
161417

Preservation Codes:

A - HCL	M - Hexane
B - NaOH	N - None
C - Zn Acetate	O - AsNaO2
D - Nitric Acid	P - Na2O4S
E - NaHSO4	Q - Na2SO3
F - MeOH	R - Na2S2O3
G - Amchlor	S - H2SO4
H - Ascorbic Acid	T - TSP Dodecahydrate
I - Ice	U - Acetone
J - DI Water	V - MCAA
K - EDTA	W - pH 4-5
L - EDA	Z - other (specify)

Other:

Sample Identification	Sample Date	Sample Time	Sample Type (C=comp, G=grab)	Matrix (W=water, S=solid, O=waste/oil, BT=Tissue, A=Air)	Field Filtered Sample (Yes or No)	Perform MS/MSD (Yes or No)	6020A - (MOD) Lead	8260B - Standard 8260 List	Total Number of containers	Special Instructions/Note:
			Preservation Code:				D	A		
MW-1	10/15/18	1718	G	Water	N	N		X	3	
DUP-1	10/15/18	—	G	Water	N	N		X	3	
DUP-2	10/15/18	—	G	Water	N	N	X	X	4	
DMW-2D	10/16/18	0905	G	Water	N	N		X	3	
MW-10	10/16/18	0920	G	Water	N	N		X	3	
MW-38	10/16/18	1012	G	Water	N	N		X	3	
MW-37	10/16/18	1026	G	Water	N	N		X	3	
MW-305BR	10/16/18	1120	G	Water	R	N		X	3	
Trip Blank	10/16/18	—	G	Water	N	N		X	2	
CD-01	10/16/18	1045	G	Water	N	N	X	X	4	
				Water						

Possible Hazard Identification
☐ Non-Hazard ☐ Flammable ☐ Skin Irritant ☐ Poison B ☐ Unknown ☐ Radiological

Sample Disposal (A fee may be assessed if samples are retained longer than 1 month)
☐ Return To Client ☐ Disposal By Lab ☐ Archive For _____ Months

Deliverable Requested: I, II, III, IV, Other (specify)

Special Instructions/QC Requirements:

Empty Kit Relinquished by:	Date:	Time:	Method of Shipment:

	Relinquished by:	Date/Time:	Company	Received by:	Date/Time:	Company
1	Justine McCann	10/16/18 1130	AECOM		10/16/18 1830	TA
2		10/16/18 1640	TA		/	
3		/			10-17-18 525	TA-NMS

Custody Seals Intact: Δ Yes Δ No	Custody Seal No.:	Cooler Temperature(s) °C and Other Remarks: 1.2

Ver: 08/04/2016

Default Detection Limits

Client: URS Corporation
Project/Site: C&D Conyers GA

TestAmerica Job ID: 490-161417-1

Method: 8260B - Volatile Organic Compounds (GC/MS)

Analyte	RL	MDL	Units	Method
1,1,1,2-Tetrachloroethane	1.00	0.150	ug/L	8260B
1,1,1-Trichloroethane	1.00	0.190	ug/L	8260B
1,1,2,2-Tetrachloroethane	1.00	0.190	ug/L	8260B
1,1,2-Trichloroethane	1.00	0.190	ug/L	8260B
1,1-Dichloroethane	1.00	0.240	ug/L	8260B
1,1-Dichloroethene	1.00	0.250	ug/L	8260B
1,1-Dichloropropene	1.00	0.200	ug/L	8260B
1,2,3-Trichlorobenzene	1.00	0.230	ug/L	8260B
1,2,3-Trichloropropane	1.00	0.230	ug/L	8260B
1,2,4-Trichlorobenzene	1.00	0.200	ug/L	8260B
1,2,4-Trimethylbenzene	1.00	0.170	ug/L	8260B
1,2-Dibromo-3-Chloropropane	10.0	0.940	ug/L	8260B
1,2-Dibromoethane (EDB)	1.00	0.210	ug/L	8260B
1,2-Dichlorobenzene	1.00	0.190	ug/L	8260B
1,2-Dichloroethane	1.00	0.200	ug/L	8260B
1,2-Dichloropropane	1.00	0.250	ug/L	8260B
1,3,5-Trimethylbenzene	1.00	0.170	ug/L	8260B
1,3-Dichlorobenzene	1.00	0.180	ug/L	8260B
1,3-Dichloropropane	1.00	0.190	ug/L	8260B
1,4-Dichlorobenzene	1.00	0.170	ug/L	8260B
2,2-Dichloropropane	1.00	0.160	ug/L	8260B
2-Butanone (MEK)	50.0	2.64	ug/L	8260B
2-Chlorotoluene	1.00	0.180	ug/L	8260B
2-Hexanone	10.0	1.28	ug/L	8260B
4-Chlorotoluene	1.00	0.170	ug/L	8260B
4-Methyl-2-pentanone (MIBK)	10.0	0.810	ug/L	8260B
Acetone	25.0	2.66	ug/L	8260B
Benzene	1.00	0.200	ug/L	8260B
Bromobenzene	1.00	0.210	ug/L	8260B
Bromochloromethane	1.00	0.150	ug/L	8260B
Bromodichloromethane	1.00	0.170	ug/L	8260B
Bromoform	1.00	0.290	ug/L	8260B
Bromomethane	1.00	0.350	ug/L	8260B
Carbon disulfide	1.00	0.220	ug/L	8260B
Carbon tetrachloride	1.00	0.180	ug/L	8260B
Chlorobenzene	1.00	0.180	ug/L	8260B
Chlorodibromomethane	1.00	0.250	ug/L	8260B
Chloroethane	1.00	0.360	ug/L	8260B
Chloroform	1.00	0.230	ug/L	8260B
Chloromethane	1.00	0.360	ug/L	8260B
cis-1,2-Dichloroethene	1.00	0.210	ug/L	8260B
cis-1,3-Dichloropropene	1.00	0.170	ug/L	8260B
Dibromomethane	1.00	0.450	ug/L	8260B
Dichlorodifluoromethane	1.00	0.170	ug/L	8260B
Ethylbenzene	1.00	0.190	ug/L	8260B
Hexachlorobutadiene	2.00	0.380	ug/L	8260B
Isopropylbenzene	1.00	0.330	ug/L	8260B
Methyl tert-butyl ether	1.00	0.170	ug/L	8260B
Methylene Chloride	5.00	1.00	ug/L	8260B
Naphthalene	5.00	0.210	ug/L	8260B
n-Butylbenzene	1.00	0.240	ug/L	8260B
N-Propylbenzene	1.00	0.170	ug/L	8260B

Default Detection Limits

Client: URS Corporation
Project/Site: C&D Conyers GA

TestAmerica Job ID: 490-161417-1

Method: 8260B - Volatile Organic Compounds (GC/MS) (Continued)

Analyte	RL	MDL	Units	Method
p-Isopropyltoluene	1.00	0.170	ug/L	8260B
sec-Butylbenzene	1.00	0.170	ug/L	8260B
Styrene	1.00	0.280	ug/L	8260B
tert-Butylbenzene	1.00	0.170	ug/L	8260B
Tetrachloroethene	1.00	0.140	ug/L	8260B
Toluene	1.00	0.170	ug/L	8260B
trans-1,2-Dichloroethene	1.00	0.230	ug/L	8260B
trans-1,3-Dichloropropene	1.00	0.170	ug/L	8260B
Trichloroethene	1.00	0.200	ug/L	8260B
Trichlorofluoromethane	1.00	0.210	ug/L	8260B
Vinyl chloride	1.00	0.180	ug/L	8260B
Xylenes, Total	3.00	0.580	ug/L	8260B

Method: 6020A - Metals (ICP/MS)

Prep: 3010A

Analyte	RL	MDL	Units	Method
Lead	0.00200	0.000100	mg/L	6020A

Appendix D Data Review and Validation Report

Project: C&D Site in Conyers, Georgia Groundwater Analysis
Project Number: 60530734
Sample Types: Groundwater
Sample Collection Dates: 10/12 through 10/15/2018
Laboratory: Test America Nashville
Laboratory Sample Groups Included in this Report: 490-161417
Analyses: Volatiles by Method 8260B and selected metals by Method 6020A
Date Review Finalized: 11/06/2018
Guidance: National Functional Guidelines, modified for non-CLP analyses

Data Reviewer: Peter Ciarleglio

General Overview of the Data Review and Validation Report

This project consisted of the taking groundwater samples from established monitoring wells at the C&D site located in Conyers, GA, and analyzing all samples for volatile organics and some samples for lead. Sample Group 490-161417 consisted of 20 groundwater samples, including two field duplicates. A trip blank for volatiles was also included on the COC for this sample group and analyzed for volatile organics only. All samples were analyzed for volatile organics by Method 8260B, some samples were also analyzed for selected metals (lead) by Method 6020A. The laboratory data package contained summary QC only; the case narrative referenced the summary QC and briefly explained the cause of the qualifications for the results. The following parameters could be reviewed based on the laboratory data package:

- Sample preservation and holding times
- Blank contamination
- Surrogate recoveries
- Laboratory control spikes (LCS)
- Matrix and matrix spike duplicates spike (MS/MSD)
- Laboratory duplicate samples
- Field duplicate review
- Other problems noted in the laboratory qualifiers to the results

List of Possible Validation Qualifiers

U - The analyte should be considered not detected at the reported value for the reasons explained in this document. This is distinct from the laboratory U or ND qualifiers, which mean that the analyte was simply not detected in the analysis.

J - For the GC/MS data, the identification of the analyte is acceptable, but quality assurance criteria indicate that the quantitative values may be outside the normal expected range of precision, i.e., the quantitative value is considered estimated. For non-MS data, both the presence and quantitation of the compound are uncertain. Data that has been validation qualified "J" often may not be useable for compliance monitoring, but may be adequate for site investigations.

N - There is presumptive evidence that the analyte is present, but it has not been confirmed. The analyte is "tentatively identified". There is an indication that the reported analyte is present, however, all quality control requirements necessary for confirmation were not met.

R - Data is considered to be rejected and shall not be used. This flag denotes a major failure of quality control criteria. Either alternative available data should be used, or else resampling and analysis are necessary to confirm or deny the presence of the analyte.

C - This flag is most often used in conjunction with pesticides/PCB data. The analyte is determined to be present and the presence has been confirmed by GC/MS.

UJ - This is a combination of the U and J flags. The analyte is not considered to be present. The reported value is considered to be an estimated limit of detection.

E- This data review qualifier is used in instances where the analysis of a compound at the greatest dilution used by the laboratory still exceeded the calibration range of the instrument. This result should be considered an estimate, and it is likely that the actual result is higher than the reported result.

JN - A combination of the J and N flags. The analyte is tentatively identified and the value preceding the JN is estimated.

DUP- This qualifier would be applied to the original sample and the corresponding field duplicate sample results detected above the laboratory quantitation limit that had a relative percent difference (RPD) that exceeded the project criteria (for this project: 30% RPD for groundwater samples).

Overall Data Assessment

The analyses had appropriate batch precision and accuracy QC, such as LCS, MS/MSD, sample spikes, and laboratory duplicates as appropriate for the methods. Some samples were re-analyzed at a greater dilution, so as to bring results within the calibration range for at least one of the diluted analyses. Some samples were analyzed at a one-to-five dilution initially, due to preliminary screening of the volatile content in those samples. These samples had somewhat elevated reporting limits for the undetected parameters.

Completeness

The samples and analyses requested on the chains-of-custody (COCs) were performed by the laboratory, according to the prescribed analytical method. The planned categories of the analyses were volatile organics by Method 8260B, and the analysis of selected samples for the metal lead only, by method 6020A. The samples were successfully analyzed for all analytes, for a completeness of 100%.

Unusual Events or Site-Specific Characteristics

The site is a former lead battery manufacturing facility that is known to be contaminated in certain areas with lead and chlorinated solvents. There was one sample in particular, MW-5, where the trichloroethene (TCE) concentration went up significantly to 14,000 ug/L for this October 2018 sampling over the samples collected back in March, which was around 2400 ug/L. This sample is always high in TCE, but this was a large increase. The sample was diluted 1:10 for the initial analysis because of its history, but the TCE was still over the calibration curve. The laboratory then reanalyzed this sample at a 1:100 dilution to obtain the result for TCE, so this does not appear to be an error. Craig Bernhoft briefly examined previous data for MW-5, and noted other instances where the autumn (October) sampling was very much higher than for the spring (March) sampling, and in those cases, the October sampling had significantly lower water levels than the spring samplings. Further investigation of the historical data might better define if this is a consistent trend, especially for MW-5.

Achieving Required Detection and Reporting Limits

For this project, lead was analyzed using the low level ICPMS Method 6020A. All samples with detections above the MDL but below the reporting limit were reported, and qualified by the laboratory with a "J" (estimated) qualifier. For all samples that were either non-detected or contained only low concentrations of lead, the reporting limit was 0.002 mg/L, and the MDL was 0.0001 mg/L. These are both below any relevant screening level for lead contamination. For volatile organics by Method 8260B, the lab achieved reporting limits of 1 ug/L and MDL levels of much less than 1 ug/L for all chlorinated solvents that have previously been detected at the site, except in samples already heavily contaminated with volatile organic compounds. Samples that required dilution due to the sample matrix and high concentration of volatile compound were listed in the case narrative.

Accuracy

Accuracy was addressed through the percent recovery in laboratory control and laboratory control duplicate samples (LCS and LCSD), and also through MS/MSD recoveries in project sample matrices. One project sample was analyzed as an MS/MSD for volatiles, which met the requirements of the sampling plan. No project sample was selected for MS/MSD analysis for lead; samples from other clients were analyzed for each QC batch. All LCS and MS/MSD samples met the QC recovery limits for accuracy.

Precision

Laboratory precision was addressed through Relative Percent Difference (RPD) calculated from detected results of the LCS/LCSD, and through MS/MSD samples. The number of these samples exceeded the requirements of the sampling plan. All LCS and MS/MSD samples met the QC RPD limits for precision, except as noted in this report. No data was invalidated because of these QC issues.

Field Duplicates

There were two field duplicates collected for this sampling event. The sample labeled DUP-1 was the field duplicate of MW-3 (for VOCs only), and DUP-2 was the field duplicate for MW-5D (both VOCs

and lead). These met the frequency requirements of the sampling plan for field duplicate sampling. For all field duplicate samples with both results detected above the reporting (quantitation) limit, the Relative Percent Difference (RPD) was calculated. The field duplicate RPD QC limit was set at 30%. All field duplicate samples with results detected above the reporting limit met the field duplicate criteria.

Section 1: Data Review on Samples:

List of Samples

Lab Sample Identification #	Field Sample Identification #
490-161417-01	MW-29SBR
490-161417-02	OBS-8
490-161417-03	MW-17
490-161417-04	MW-21DBR
490-161417-05	MW-36
490-161417-06	MW-85BR
490-161417-07	MW-28DBR
490-161417-08	MW-3
490-161417-09	MW-20
490-161417-10	MW-5
490-161417-11	MW-5D
490-161417-12	MW-1
490-161417-13	DUP-1 (MW-3)
490-161417-14	DUP-2 (MW-5D)
490-161417-15	DMW-2D
490-161417-16	MW-10
490-161417-17	MW-38
490-161417-18	MW-37
490-161417-19	MW-30SBR
490-161417-20	Trip Blank
490-161417-21	CD-01

1.0 Data Package Completeness

Were all items delivered as specified in the COC?

Yes.

2.0 Laboratory Case Narrative \ Sample Receipt Form

Were problems noted in the laboratory case narratives or sample receipt form?

Yes.

Receipt

The samples were received the day after shipment, the samples arrived in good condition, properly preserved and, where required, on ice. The temperature of the cooler at receipt time was within the required limits, and the samples arrived in good order and were properly preserved.

Volatile Organics Method 8260B (plus associated sample preparations)

The method blank for analytical batch 490-550906 contained 1,2,4-Trimethylbenzene above the method detection limit. This target analyte concentration was less than half the reporting limit (1/2RL); therefore, re-extraction and re-analysis of samples was not performed.

The method blank for analytical batch 490-551276 contained Naphthalene above the method detection limit. This target analyte concentration was less than half the reporting limit (1/2RL); therefore, re-extraction and re-analysis of samples was not performed.

The method blank for analytical batch 490-551127 contained 1,2,3-Trichlorobenzene, 1,2,4-Trimethylbenzene and Hexachlorobutadiene above the method detection limit. This target analyte concentration was less than half the reporting limit (1/2RL); therefore, re-extraction and re-analysis of samples was not performed.

The following samples were diluted due to the nature of the sample matrix: OBS-8 (490-161417-2), MW-5 (490-161417-10), MW-5D (490-161417-11) and MW-38 (490-161417-17). Elevated reporting limits (RLs) are provided.

No additional analytical or quality issues were noted, other than those described above or in the Definitions/Glossary page.

Lead analyzed by Method 6020A (plus associated sample preparations)

No analytical or quality issues were noted, other than those described in the Definitions/Glossary page.

3.0 Holding Times

Were samples extracted/analyzed within QAPP or method holding time limits?

Yes.

Field ID	Parameter	Analyte	Result, mg/L	Qualification
NA				

4.0 Blank Contamination

Were any analytes detected in the Method Blanks, Field Blanks or Trip Blanks?

Yes, as indicated in the table below. Some parameters were detected above the reporting limit in some method blanks, but the affected samples were ND. Other parameters were detected above the MDL for some parameters that would not normally require corrective action by the laboratory. However, since the laboratory was reporting the project results down to the MDL, any detected sample results that were affected should have been qualified "B" for this review. Any affected samples <5X the reported value in the method blank was review qualified "UJ", meaning the samples should be considered ND for the analyte at the reported J qualified value.

There was no trip blank for the volatile organics submitted to the laboratory, so the samples could not be checked for detections in the trip blank.

Blank ID	Para-meter	Analyte	Concentration	Units
490-550906	volatiles	1,2,4-Trimethylbenzene	0.173 J	ug/L
490-551127	volatiles	1,2,4-Trimethylbenzene	0.1766 J	ug/L
490-551127	volatiles	1,2,3-Trichlorobenzene	0.2675 J	ug/L
490-551127	volatiles	Hexachlorobutadiene	0.4029 J	ug/L
490-551276	volatiles	Naphthalene	0.2512 J	ug/L
490-552182	metals	Lead	0.0002890 J	mg/L

Affected results are in table below. Since 1,2,4-trimethylbenzene was detected in multiple method blanks, other samples with detections <5X the highest method blank were also qualified "UJ". All volatile results receiving a "UJ" qualifier were already designated as being below the reporting limit, but above the MDL by the laboratory (a laboratory "J" qualifier). All other potentially affected sample results were either ND or were sufficiently higher than the method blank contamination so as to not require qualification.

Field ID	Para-meter	Analyte	New RL	Units	Qualification
MW-28DBR	volatiles	1,2,4-Trimethylbenzene	0.181 J	ug/L	UJ
MW-3	volatiles	1,2,4-Trimethylbenzene	0.216 J	ug/L	UJ
MW-5D	volatiles	1,2,4-Trimethylbenzene	0.950 J	ug/L	UJ
MW-1	volatiles	1,2,4-Trimethylbenzene	0.467 J	ug/L	UJ
MW-3 (DUP-1)	volatiles	1,2,4-Trimethylbenzene	0.224 J	ug/L	UJ
MW-5D (DUP-2)	volatiles	1,2,4-Trimethylbenzene	0.270 J	ug/L	UJ
MW-10	volatiles	1,2,4-Trimethylbenzene	0.172 J	ug/L	UJ
MW-37	volatiles	1,2,4-Trimethylbenzene	0.174 J	ug/L	UJ

5.0 Laboratory Control Sample

Were LCS recoveries within evaluation criteria?

Yes. Although the RPD of some LCS Duplicate samples for volatiles technically exceeded the laboratory QC Limits for bromomethane, chloroethane, and carbon disulfide, the compounds were not detected in any of the affected samples, and the percent recoveries in the LCS and LCSD were acceptable, so no qualifier was necessary.

LCS ID	Para-meter	Analyte	LCS/LCSD Recovery	RPD	LCS/LCSD/RPD Criteria
NA					

Analytical data that required qualification based on LCS data are included in the table below. Analytical data which were reported as nondetect and associated with LCS recoveries above evaluation criteria, indicating a possible high bias, did not require qualification.

Field ID	Parameter	Analyte	Result ug/L	Qualification
NA				

6.0 Surrogate Recoveries

Were surrogate recoveries within evaluation criteria?

Yes.

Field ID	Para-meter	Surrogate	Recovery %	Criteria
NA				

Analytical data that required qualification based on surrogate data are included in the table below. Analytical data which was associated with quality control samples or which were reported as non-detected and associated with surrogate recoveries above evaluation criteria, indicating a possible high bias, did not require qualification. Also, any samples where only one surrogate recovery was outside the limits (per fraction) would not be qualified provided the surrogate recovery was greater than 10%.

Field ID	Parameter	Analyte	Qualification
NA			

7.0 Matrix Spike and Matrix Spike Duplicate Recoveries

Were MS/MSD samples reported as part of this SDG?

Yes. Project Sample MW-5 had MS/MSD analyses performed for both volatiles and lead, and Sample MW-85BR also had an MS/MSD analysis performed for volatiles only.

Were MS/MSD recoveries within evaluation criteria?

No, not for the volatiles MS/MSD analyses. Trichloroethene was qualified by the laboratory, because in both MW-5 and MW-85BR MS/MSD analyses, the TCE concentration in the parent sample was greater than 4X the spiking concentration. MS/MSD protocols state that percent recovery cannot be accurately determined for such samples. For both MS/MSD selected samples, a few compounds were qualified F1 by the laboratory, and the MS/MSD results indicated that in every case, high compound recovery was obtained on a sample which was non-detected for that compound. This means that no review qualifier was necessary. For the MS/MSD on MW-85BR, the compound bromomethane was qualified F2 by the laboratory, indicating that the MS/MSD RPD (precision) exceeded the laboratory QC limits. However, this parent sample was non-detected for bromomethane, so no qualification of the bromomethane result was required. Since these minor exceedances resulted in no review qualifications, they are not listed in the table below.

MS/MSD ID	Para-meter	Analyte	MS/MSD Recovery	RPD	MS/MSD/RPD Criteria
NA					

Analytical data that required qualification based on MS/MSD data are included in the table below. Samples that had high recovery in the MS and/or MSD, but were ND for the analyte in the parent sample did not receive a qualifier. Samples that had acceptable recoveries but high RPD between the MS and MSD, but were ND for that parameter in the parent sample also did not receive a qualifier.

Field ID	Parameter	Analyte	Result org:(ug/l) met:(mg/l)	Qualification
NA				

8.0 Laboratory Duplicate Results

Were laboratory duplicate samples analyzed as part of this SDG?

No. Laboratory Precision was determined by LCSD and MS/MSD QC samples.

Were laboratory duplicate sample RPDs within criteria?

NA

Field ID	Parameter	Analyte	RPD	Criteria
NA				

Data qualified due to outlying laboratory duplicate recoveries are identified below:

Field ID	Parameter	Analyte	Results %	Qualification
NA				

9.0 Field Duplicate Results

Were field duplicate samples collected as part of this SDG?

Yes. Two field duplicates were collected as follows:

Field ID	Field Duplicate ID
MW-3	DUP-1 (MW-3)
MW-5D	DUP-2 (MW-5D)

Were field duplicates for this SDG within evaluation criteria?

Yes. A 30% RPD QC Limit was used as the maximum acceptable RPD value for field duplicates for this project. The RPD was calculated and this limit was applied only to samples and field duplicates detected above the laboratory reporting limit (not "J" qualified) for a given parameter. All samples met the project-specified field duplicate RPD conditions.

Field ID	Field Duplicate ID	Analyte	Results	RPD	Qualification
NA					

10.0 Sample Dilutions

For samples that were diluted and nondetect, were undiluted results also reported?

Yes.

The following table identifies the analyses which were reported as not detected when diluted, and an undiluted run ***was not*** reported:

Field ID	Parameter	Dilution Factor
NA		

11.0 Additional Qualifications

Were additional qualifications applied?

No.

Field ID	Parameter	Analyte	Result ug/M^3	Validation Qualification	Correct Result ug/M^3
NA					

About AECOM

AECOM is built to deliver a better world. We design, build, finance and operate infrastructure assets for governments, businesses and organizations in more than 150 countries. As a fully integrated firm, we connect knowledge and experience across our global network of experts to help clients solve their most complex challenges. From high-performance buildings and infrastructure, to resilient communities and environments, to stable and secure nations, our work is transformative, differentiated and vital. A Fortune 500 firm, AECOM had revenue of approximately $17.4 billion during fiscal year 2016. See how we deliver what others can only imagine at aecom.com and @AECOM.