WENCK File #6506-0003
February 2018

Ninth VIRP Progress Report

AMC International, Inc.
310 Brookhollow Industrial Boulevard
Dalton, Whitfield County, Georgia
HSI # 10405

Prepared for:

AMC Whitfield Holdings, LLC
1141 Crest Valley Drive
Atlanta, GA 30327

WENCK
Responsive partner.
Exceptional outcomes.

Prepared by:

WENCK Associates, Inc.
1080 Holcomb Bridge Road
Building 100, Suite 190
Roswell, GA 30076
Phone: 678-987-5840
Fax: 678-987-5877

Table of Contents

1.0 INTRODUCTION 1-1

1.1 Introduction 1-1

2.0 SUMMARY OF SITE ACTIVITIES 2-1

2.1 Groundwater 2-1
2.1.1 Groundwater Sampling 2-1
2.2 Soil 2-1
2.2.1 Soil Sampling 2-1
2.3 Porewater 2-1
2.3.1 Porewater Sampling 2-1

3.0 FIELD PROCEDURES 3-1

3.1 Groundwater 3-1
3.1.1 Water Level Measurement 3-1
3.1.2 Limited Groundwater Sampling 3-1
3.2 Soil 3-2
3.2.1 Soil Sampling 3-2
3.3 Porewater 3-2
3.3.1 Porewater Sampling 3-2
3.4 Decontamination 3-3

4.0 DISCUSSION OF ANALYTICAL RESULTS 4-1

4.1 Groundwater Results 4-1
4.1.1 Dobbs Area – November 2017 4-1
4.1.2 Fire Release Area – November 2017 4-1
4.2 Groundwater Bench Test 4-2
4.3 Soil Results 4-2
4.4 Porewater Results 4-3

5.0 CONCEPTUAL SITE MODEL 5-1

5.1 Groundwater Flow 5-1
5.2 Extent of Surface Water Impacts 5-1
5.3 Extent of Groundwater Impacts 5-1

6.0 CORRECTIVE ACTION PLAN IMPLEMENTATION 6-1

7.0 WORK TO BE PERFORMED IN THE NEXT REPORTING 7-1

7.1 Pilot Study 7-1
7.1.1 Dobbs Groundwater 7-1
7.1.2 Fire Release Area Groundwater 7-1
7.2 Fire Release Area Soil 7-2
7.3 Full Scale Implementation 7-2

8.0 SCHEDULE 8-1

Table of Contents (Cont.)

FIGURES

1 Site Location Map
2 Site Detail Map
3 Soil Boring Locations
4 Porewater Sample Locations
5 Potentiometric Surface Map
6 PCE Isoconcentration Map – July 2017
7 TCE Isoconcentration Map – July 2017
8 Cis-1,2-DCE Isoconcentration Map – July 2017
9 1,4-Dioxane Isoconcentration Map – July 2017
10 1,1-DCE Isoconcentration Map – July 2017
11 1,2-DCA Isoconcentration Map – July 2017
12 Vinyl Chloride Isoconcentration Map – July 2017
13 Cross Section Locations
14 Cross Section A-A'
15 Cross Section B-B'
16 Cross Section C-C'
17 Proposed Remediation Location Map

TABLES

1 Monitoring Well Construction Details
2 Water Level Measurements
3 Summary of Water Quality Field Parameters
4 Summary of Groundwater Detections
5 Summary of Soil Detections
6 Summary of Porewater Detections
7 Summary of Surface Water Detections
8 Projected Milestone Schedule

APPENDICES

A Groundwater Sampling Logs
B Boring Logs
C Laboratory Reports and Chain-of-Custody Documentation
D Orin Technologies Treatability Study
E Historical Groundwater and Surface Water Analytical Summaries

PG Certification

"I certify under penalty of law that this report and all attachments were prepared by me or under my direct supervision in accordance with the Voluntary Remediation Program Act (O.C.G.A. Section 12- 8-101, et seq.). I am a professional engineer/professional geologist who is registered with the Georgia State Board of Registration for Professional Engineers and Land Surveyors/Georgia State Board of Registration for Professional Geologists and I have the necessary experience and am in charge of the investigation and remediation of this release of regulated substances.

The information submitted is, to the best of my knowledge and belief, true, accurate, and complete. I am aware that there are significant penalties for submitting false information, including the possibility of fine and imprisonment for knowing violations."

Katie T. Ross, P.G.
Project Manager

February 13, 2018

KATIE T. ROSS
GEORGIA REGISTERED PROFESSIONAL GEOLOGIST
No. 1776

Registration No. 1776
State of Georgia

WENCK
Responsive partner. Exceptional outcomes.

1.0 Introduction

1.1 INTRODUCTION

The AMC International, Inc. site is located at 310 Brookhollow Industrial Boulevard in Dalton, Whitfield County, Georgia (the "Site"). The Site was listed on the Hazardous Site Inventory ("HSI") on January 3, 1996, for a release of carbon tetrachloride to groundwater (HSI Site No. 10405). The Site is currently owned by AMC Whitfield Holdings, LLC ("AMC Holdings"). The Voluntary Investigation and Remediation Plan ("VIRP") for the Site was submitted in April 2013 and approved by the Georgia Environmental Protection Division ("EPD") in a letter dated August 8, 2013. This Ninth VIRP Progress Report provides a summary of the activities conducted at the Site from August through December 2017 ("Report Period"). The location and topography features of the Site are presented on **Figure 1**. A Site layout is presented as **Figure 2**.

2.0 Summary of Site Activities

The following activities were performed by Wenck between August and December 2017:

- Limited groundwater sampling event (November 2017);
- Soil sampling event (November & December 2017);
- Porewater sampling event (December 2017); and
- Groundwater bench-scale testing (December 2017).

2.1 GROUNDWATER

2.1.1 Groundwater Sampling

A limited groundwater sampling event was conducted in November 2017. Static groundwater levels were measured in groundwater wells that were to be sampled. The sampling event included one (1) well located in the Dobbs Area (MW-24) and three (3) monitoring wells located in the Fire Release Area (AMW-1, AMW-3, and AMW-9). The locations of the monitoring wells are shown on **Figure 2**. The monitoring well construction details are presented in **Table 1** and the water level measurements collected during the November sampling event are presented in **Table 2**. Water quality field parameters measured during the November 2017 event are provided in **Table 3**. A description of the groundwater sampling procedures is presented in Section 3.0 and the groundwater sampling logs are provided in **Appendix A**.

2.2 SOIL

2.2.1 Soil Sampling

Soil samples were collected south and east of the building in November 2017 to evaluate whether the soils in these areas meet the remedial goals for the Site. The sampling event included the collection of twenty (20) shallow soil samples from 0 to 2 feet below ground surface ("bgs") and thirty-seven (37) deep soil samples from 2 to 30 feet bgs. The locations of the borings are shown in **Figure 3**. A description of the soil sampling procedures is presented in Section 3.0 and the boring logs are provided in **Appendix B**.

2.3 POREWATER

2.3.1 Porewater Sampling

Porewater samples from the creek located on the eastern portion of the property were collected in December 2017. The porewater sampling focused on the area between surface water sample locations ASW-1 Upstream and ASW-2. The sampling event included the deployment and collection of twelve (12) passive diffusion sample containers which were placed in the western bank of the creek. The locations of the porewater samples are shown in **Figure 4**.

3.0 Field Procedures

During the Report Period, Wenck collected groundwater, soil, and porewater samples at the Site (November and December 2017). The sampling activities were performed in accordance with the U.S. Environmental Protection Agency ("EPA") Region 4 Science and Ecosystem Support Division ("SESD") Quality System and Technical Procedures for porewater (SESDPROC-513-R2) sampling, soil (SESDPROC-300-R3) sampling, and groundwater (SESDPROC-301-R3) sampling.

Static water levels were measured prior to groundwater sampling. The monitoring well locations are shown on **Figure 2.** Methods and procedures for the groundwater, soil, and porewater sampling are described below.

3.1 GROUNDWATER

3.1.1 Water Level Measurement

Prior to sampling select wells, the depths to groundwater were measured. Previously marked reference points were used to ensure consistency of measurements. Water level measurement results are presented in **Table 2.** In general, groundwater elevations of the select wells were similar to previous levels measured in prior events. A potentiometric surface map from the last comprehensive sampling event (July 2017) is shown on **Figure 5**.

3.1.2 Limited Groundwater Sampling

Groundwater sampling was conducted on November 16, 2017. Groundwater samples were collected from the three wells which have reported elevated levels of PCE or 1,1-DCE concentrations:

- One (1) monitoring well (MW-24) in the Dobbs Area; and
- Three (3) monitoring wells in the Fire Release Area (AMW-1, AMW-3, and AMW-9).

Groundwater was purged using low-flow/low-stress methods with a bladder pump. The following field parameters were measured using direct reading instruments: dissolved oxygen ("DO"), pH, conductivity ("SC"), water temperature, turbidity, and oxidation-reduction potential ("ORP"). The results of these measurements are presented in **Table 3**. Groundwater parameters during purging were considered stable when at least three (3) sets of readings were within the following ranges:

- pH (± 0.1 SU);
- SC (± 10%);
- Turbidity (<10 NTU or ± 10%);
- DO (± 0.2mg/L or 10%, whichever was greater); and
- ORP (± 10 mV).

Pumping rates were established at 0.1 liters per minute and adjusted to accommodate drawdown, if necessary. In general, water level drawdown did not exceed 2.7 feet of displacement. Purge water from the wells was placed into 55-gallon steel drums. The drums

of investigation-derived waste ("IDW") were properly labeled and covered prior to leaving the site.

Groundwater samples were collected after field parameters stabilized. The samples were collected in laboratory supplied pre-preserved bottles, placed in a cooler with ice, and submitted under chain-of-custody control to Pace Analytical Services, LLC ("Pace") for laboratory analysis. All groundwater samples (plus appropriate quality control samples) were analyzed for VOC analysis. A groundwater sample from MW-24 was collected in laboratory supplied bottles, placed in a cooler with ice, and submitted under chain-of-custody control to SiREM Labs ("SiREM") for laboratory analysis in order to determine the concentration of microorganisms (dehalococcoides, VC reductase, BAV1 VC Reductase, and TCE Reductase) present in the groundwater at MW-24. Additionally, a groundwater sample from groundwater well OBG-W5 was collected in laboratory supplied bottles, placed in a cooler with ice, and submitted to Orin Technologies for a treatability study in order to determine the effectiveness of Bioavailable Adsorbent Media ("BAM") for treating the chlorinated solvent plume. Field logs of the sampling activities, including the results of the field measurements, are provided in **Appendix A**.

Laboratory reports and chain-of-custody documentation are included in **Appendix C**.

3.2 SOIL

3.2.1 Soil Sampling

The soil investigation activities were conducted between November 15th and December 1st, 2017. Shallow soil from 0 to 2 feet bgs was collected from twenty (20) borings by hand auger on November 15th and 16th, 2017. Prior to initiating the drilling activities, Wenck contacted the Georgia Utilities Protection Center (GAUPC 811) to obtain clearance for subsurface drilling activities. Soil below 2 feet bgs was collected between November 27th and December 1st by Geolab Drilling using direct push technology ("DPT"). Soil sampling was performed in general accordance with the methodologies outlined in the U.S. EPA Region 4 SESD Field Branches Quality System and Technical Procedures-Soil Sampling (SESDPROC-300-R3).

Borings HA-60 through HA-79 were advanced to depths ranging from 16 to 30 feet bgs. The soil was logged for soil type, moisture, odor and Vapor field screening. Soil was sampled collected using clean nitrile gloves and placed into dedicated sealable plastic and screened for evidence of potential contamination. Vapor headspace readings were collected using a photoionization detector ("PID") equipped with a 10.6 eV source lamp calibrated to an isobutylene gas standard. Vapor headspace readings and field observations are included on the soil boring logs in **Appendix B**. Three soil samples were collected for laboratory analysis from each boring. Samples for laboratory analysis were collected within the top two feet, and at intervals with the highest PID readings at each boring.

Laboratory reports and chain-of-custody documentation are included in **Appendix C**.

3.3 POREWATER

3.3.1 Porewater Sampling

The porewater sampling activities were conducted between November 15th and December 8th, 2017. Porewater samples were collected using dedicated porewater passive diffusion

bags placed within protective canister screens. Two-inch diameter PVC screened canisters were placed inside hand augered locations along the western bank of the creek. The canisters contained passive diffusion bags. The passive diffusion bags were in-place for three weeks in order to equilibrate with the surrounding groundwater.

The porewater diffusion bags were collected on December 8, 2017. The porewater diffusion bags were punctured with dedicated polyethylene tubes in order to extract the porewater samples. Samples were collected in laboratory supplied pre-preserved bottles, placed in a cooler with ice, and submitted under chain-of-custody control to Pace for laboratory analysis.

Laboratory reports and chain-of-custody documentation are included in **Appendix C**.

3.4 DECONTAMINATION

Decontamination of non-disposable equipment was performed during the sampling event. Equipment was cleansed after each use with phosphate-free laboratory detergent and rinsed with distilled water in general accordance with the EPA SESD OP for *Field Equipment Cleaning and Decontamination* (SESDPROC-205-R3, December 2015). The equipment was then allowed to air dry.

4.0 Discussion of Analytical Results

As discussed above, Wenck collected groundwater, porewater and soil samples during this Report Period. For this progress report, the groundwater, porewater and soil results are being compared to the EPD-approved Risk Reduction Standards ("RRS"). Additionally, the current groundwater results are compared to previous groundwater results at the Site (December 2016 and July 2017). Porewater results are being evaluated relative to surface water results and in-stream water quality standards ("ISWQS"). The results are summarized in **Tables 4 through 6**. Laboratory reports and supporting chain-of-custody documentation are included in **Appendix C**.

4.1 GROUNDWATER RESULTS

Groundwater sampling in November 2017 included the collection of samples from one (1) well in the Dobbs Area and three (3) wells in the Fire Release Area. Groundwater samples were analyzed for VOCs (EPA Method 8260B) as well as microbial analysis. Because the November 2017 sampling event included a limited number of monitoring wells and the results are similar to previous concentrations reported, the iso-concentration maps presented in this report include the July 2017 results, instead of the November 2017 results (**Figures 6-12**).

4.1.1 Dobbs Area – November 2017

A groundwater sample was collected from one (1) monitoring well in the Dobbs Area in November 2017. Groundwater was analyzed for VOCs. As shown on **Table 4**, ten (10) constituents were detected above the laboratory reporting limit for the MW-24 sample. Of those constituents, five (5) were present above the delineation criteria, including: 1,1,1-TCA, 1,1-DCE, 1,2-DCA, PCE, and TCE. Four (4) of the constituents, including 1,1-DCE, 1,2-DCA, PCE, and TCE were detected at concentrations above the Type 4 RRS.

In comparison to the concentration of VOCs reported in groundwater from July 2017, concentrations of VOCs at MW-24 in November 2017 were similar to concentrations previously reported, with the exception of PCE, which reported an increase. The 1,1,1-TCA concentration at MW-24 was 11 mg/L, which is below the Type 4 RRS of 13 mg/L. 1,1-DCE increased at MW-24 from 23 mg/L to 26 mg/L, which is above the Type 4 RRS of 0.52 mg/L. The 1,2-DCA concentration at MW-24 was 0.095 mg/L, which is above the Type 4 RRS of 0.005 mg/L. Additionally, the PCE concentration increased from 0.0043 mg/L to 0.720 mg/L, which is above the Type 4 RRS of 0.098 mg/L. All other VOCs reported similar concentrations detected in the July 2017 sampling event.

4.1.2 Fire Release Area – November 2017

Groundwater samples were collected from three (3) monitoring wells in the Fire Release Area in November 2017. As shown on **Table 4**, laboratory results indicate the presence of eight (8) constituents at concentrations at or above the laboratory reporting limits. Five (5) constituents were detected at concentrations above the delineation criteria, including: 1,1-DCE, Cis-1,2-DCE, PCE, TCE, and VC. Four constituents, including PCE, TCE, cis-1,2-DCE, and VC were detected at concentrations above the EPD-approved Type 4 RRS.

In comparison to the concentration of VOCs reported in groundwater from July 2017, the concentrations in AMW-1, AMW-3 and AMW-9 are similar to the November 2017 results. PCE concentration was highest at AMW-1 (110 mg/L), which is a decrease from 160 mg/L in July 2017.

4.2 GROUNDWATER BENCH TEST

Groundwater was collected from MW-24 and OBG-W5 for treatability bench testing. Groundwater from MW-24 was submitted to SiREM's Laboratory for evaluation of the microbial population to determine type and size of the microbial population as part of the evaluation of natural attenuation of VOCs in the Dobbs area. Dehalococcoides ("Dhc") is a microbe capable of full reduction of PCE, TCE, 1-1-DCE, as well as other chlorinated compounds. The laboratory reported Dhc in the groundwater at a concentration of 3×10^4 gene copies per liter. This concentration is low and sub-optimal for high rates of dechlorination. Additionally, VC Reductase ("vcrA") is capable of converting vinyl chloride to ethene. VcrA was detected at a concentration of 2×10^4 gene copies per liter which also indicates that conditions are sub-optimal for high rates of dechlorination. Concentrations of Dhc and vcrA above 1×10^7 are usually required in order to achieve high rates of dichlorination necessary to reach the remedial goals in the project timeframe. SiREM's Laboratory report and supporting chain-of-custody documentation are included in **Appendix C**.

The groundwater sample from well OBG-W5 was evaluated by Orin Technologies to determine the effectiveness of BAM at reducing VOC concentrations in groundwater. The groundwater was divided into three samples. The groundwater was dosed with a 3% BAM solution (Low Sample) and 6% BAM solution (High Sample). A control sample was also created with no BAM added. Following a 4-hour reaction time, the groundwater was analyzed. The results of control groundwater sample (un-treated) contained 2,604.9 µg/L of VOCs. The 3% BAM sampled reduced the VOCs to 1 µg/L in the low sample and non-detect in the 6% sample. The results indicate that VOCs can be effectively reduced by 99% when treated with BAM. Orin's Treatability Study results and supporting documentation are included in **Appendix D**.

4.3 SOIL RESULTS

The soil samples were collected between November 15th and December 1st, 2017. Shallow soil from 0 to 2 feet bgs was collected from twenty borings by hand auger on November 15th and 16th, 2017. Soil below 2 feet bgs was collected between November 27th and December 1st. Soil samples were collected to determine current concentrations of VOCs in the subsurface and to identify areas that may require remediation at the property to meet the remedial goals. **Table 5** presents a summary of the analytical results for soil in November and December 2017.

Concentrations of acetone, chloroform, cis-1,2-DCE, ethylbenzene, m,p-xylene, methylene chloride, o-xylene, PCE, toluene, TCE, and VC were detected above laboratory reporting limits in samples collected from the soil borings. Concentrations of PCE were greater than the delineation criteria at locations HA-61 (17 feet bgs), HA-62 (6 and 18 feet bgs), HA-64 (2 feet bgs), HA-65 (4 feet bgs), HA-68 (10, 16, and 18 feet bgs), HA-72 (2 feet bgs), HA-73 (2 feet bgs), HA-74 (1, 6, 16 and 22 feet bgs), HA-77 (8 and 14 feet bgs), and HA-78 (10 feet bgs). The TCE concentration was greater than the delineation criteria at location HA-74 at a depth of 6 feet bgs.

As indicated on Table 5, several soil samples reported PCE above the Type 4 RRS in soil. The highest levels of PCE were located between 6 feet and 16 feet. The locations with the highest PCE levels include HA-62 at 6 feet (74 mg/kg), HA-68 at 16 feet (20 mg/kg), HA-74 at 6 feet (1,200 mg/kg), HA-77 at 8 feet (25 mg/kg), and HA-78 at 10 feet (21 mg/kg). At each of the locations above, PCE concentrations decreased with depth beyond 16 feet bgs.

4.4 POREWATER RESULTS

Wenck performed porewater sampling on December 8, 2017, which included collection of samples from twelve (12) locations between surface water sample locations ASW-1 Upstream and ASW-2. Porewater samples were analyzed to determine concentrations of VOCs in porewater/groundwater entering the creek. **Table 6** presents a summary of the analytical results for porewater in December 2017.

Concentrations of 1,1-DCE, cis-1,2-DCE, trans-1,2-DCE, PCE, 1,1,1-TCA, TCE, and VC were detected above laboratory reporting limits at porewater sample locations in December 2017. However, only three VOCs (PCE, TCE and VC) reported concentrations above the ISWQS. PCE exceeded the ISWQS of 0.003 mg/L in the samples SDS-4 (0.710 mg/L), SDS-5(0.490 mg/L), SDS-6 (0.029 mg/L), SDS-8 (0.013 mg/L), and SDS-9 (0.0035 mg/L). Concentrations of TCE exceeded the ISWQS of 0.03 mg/L at SDS-5 (0.360 mg/L), SDS-6 (0.140 mg/L), and SDS-8 (0.065 mg/L). VC exceeded the ISWQS of 0.0024 mg/L at SDS-2 (0.0060 mg/L) SDS-5 (0.024 mg/L), SDS-6 (0.310 mg/L), and SDS-8 (0.100 mg/L).

PCE, TCE, and VC concentrations generally followed a trend from below laboratory detection limits at the furthest upstream sample location (SDS-1) to highest concentrations at sample locations SDS-4. SD-5 and SD-6. PCE, TCE, and VC concentrations declined in samples SDS-7, SDS-8, and SDS-9 and were below laboratory detection limits in samples SDS-10, SDS-11, and SDS-12 (furthest downstream sample). This trend suggests that the area of discharge with the highest PCE, TCE, and VC infiltration to the creek is in the area of SDS-4, SDS-5, and SDS-6.

5.0 Conceptual Site Model

5.1 GROUNDWATER FLOW

The water level measurements collected on July 10 and 11, 2017 (**Table 2**) were used to develop a potentiometric surface map for the Site. As shown on **Figure 5**, the groundwater elevation data indicates there is a northeast-southwest groundwater divide (ridge) that transects through the building footprint. Groundwater flow west of the divide is to the west/northwest toward the Dobbs Area. Groundwater flow east of the divide is to the east/southeast toward the Fire Release Area and the creek. This groundwater flow pattern is consistent with past events.

5.2 EXTENT OF SURFACE WATER IMPACTS

Surface water samples from locations ASW-1, ASW-2, ASW-Bypass and ASW-1 Upstream were not collected during the reporting period. The most recent surface water samples were collected on July 12, 2017. However, porewater samples were collected in December 2017 (**Table 6**) to further evaluate the groundwater-surface water interface. A summary of the July 2017 surface water sample results is presented on **Table 7.** Concentrations of PCE, TCE and VC were greater than the ISWQS at location ASW-1, which is located within the Site. The concentration of VOCs in previous surface water samples are consistent with the locations of highest VOCs in porewater discharging to the creek. Concentrations of constituents at the downstream location, ASW-Bypass, were below the ISWQS. A summary of historical surface water data collected since 2012 is provided in **Appendix E**. Surface water trend graphs were presented in Appendix D of the 7th Progress Report.

5.3 EXTENT OF GROUNDWATER IMPACTS

A summary of constituents detected in groundwater in 2016 and 2017 is provided in **Table 4**. **Figure 13** presents a cross section location map. The extent of VOCs and their concentrations above delineation criteria in July 2017 is presented on the cross sections presented as **Figures 14 through 16**. July 2017 groundwater plume isoconcentration maps for the seven (7) constituents above the EPD-approved Type 4 RRS are provided as **Figures 6 through 12**. Limited groundwater sampling results performed in the reporting period are similar to those in July 2017 and do not substantially change the extent of VOCs at the Site. A summary of historical groundwater data collected since 1995 is provided in **Appendix E**. Historical data was used to evaluate the plume stability, total molar trend and molar ratio analysis in the 4th and 7th Progress Reports.

6.0 Corrective Action Plan Implementation

As part of implementing the VIRP, groundwater corrective action began in the Dobbs Area in 2015 and in the Fire Release Area in January 2016. The most recent groundwater and soil results indicate that additional corrective action is needed at the Site to meet the remedial goals and certify compliance.

Wenck proposes additional remedial actions for the Dobbs Area and the Fire Release Area in order to reduce VOC concentrations to below the ISWQ standards in the creek, limit the groundwater concentrations near the property boundary, and reduce the VOCs in soil near the building. The details of the proposed remedial actions in discussed in Section 7.0 of this report.

7.0 Work to be Performed in the Next Reporting

Wenck proposes additional remedial actions for the Dobbs Area and the Fire Release Area in order to meet the delineation criteria (near the property boundaries) and meet ISWQS in the creek. To meet these remedial objectives, limited remediation is recommended in soil near the building. These remedial actions will take place in two separate mobilizations. First, a pilot study will be performed in the Dobbs area, near the northern property boundary and near the creek. Additionally, the highest concentrations of VOCs in soil located near the building will be excavated and disposed of off-site. Following completion of the pilot study, and assuming the pilot study supports a full-scale remediation, Wenck will install a 150-foot barrier wall of BAM near the creek.

7.1 PILOT STUDY

7.1.1 Dobbs Groundwater

For the pilot study in the Dobbs Area, Wenck will be injecting catalyzed hydrogen peroxide directly into DRW-1 and DRW-3 while simultaneously extracting contaminated groundwater from MW-24 and OBG-W7 respectively (**Figure 17**). An average of 1,500 gallons of catalyzed 8% hydrogen peroxide solution will be injected into each well. Wenck will use vacuum extraction at MW-24 and OBG-W7 in order to facilitate removal of contaminated groundwater and assist in treatment chemistry application. Any contaminant that is recovered via vacuum extraction will result in less demand on the treatment chemistry in the subsurface and more complete removal of the COCs.

The injection equipment will be pressure tested prior to the beginning of injection activities. The treatment chemistry will be injected into one well first to ensure proper flow rates and safe injection pressures. Once safety measures are checked and confirmed, Wenck may inject the treatment chemistry at both injection locations simultaneously to effectively disperse the treatment chemistry into the subsurface. The pressure, rate, and total volume of treatment chemistry injected would be monitored and amended according to field conditions in order to ensure maximum injection effectiveness.

7.1.2 Fire Release Area Groundwater

For the pilot study in the Fire Release Area, there are three areas of concern (ARW-1, ARW-3, and OWG-W5) (**Figure 17**). Wenck proposes to inject BAM into 40-foot barrier walls located upgradient of monitoring wells ARW-1, ARW-3, and OBG-W5. BAM is a sustainable, pyrolized, recycled cellulosic bio-mass product (>80% fixed carbon) derived from a proprietary blend of recycled organic materials with a high cation exchange and an estimated half-life of 500 years. Wenck will inject BAM within each of the three areas via DPT. The injection borings will be spaced in a grid-like pattern and each boring location will receive 250-gallons of a 6.5% BAM solution. The vertical extent of the injection zone in the areas of AMW-1 and AMW-3 will be from 25 to 40 feet bgs. The injection zone in the area of OBG-W5 will be from approximate depth of 15 to 30 feet bgs. The BAM will be injected into the rods to create minimal positive pressure before commencing injection into the surrounding formation. The rods will then be raised through the vertical treatment zone while simultaneously injecting the BAM into the formation. Wenck will use approximately two to three-foot lift intervals throughout each vertical treatment zone and inject the appropriate amount of treatment chemistry into each interval. The proper amount of

treatment chemistry will be administered according to the subsurface and known contamination characteristics in each injection area. The total volume, pressure, and rate of treatment chemistry injection will be monitored by Wenck and amended according to field conditions in order to ensure maximum injection effectiveness. Immediately after the completion of each injection point, the borehole will be backfilled and hydrated using bentonite crumbles or chips to prevent subsequent treatment chemistry short circuiting.

7.2 FIRE RELEASE AREA SOIL

There are two targeted areas of excavation in areas where high PCE concentrations that were identified during the November 2017 soil sampling. The first excavation area will remove soils in the area of soil borings HA-78, HA-77, and HA-62. This excavation will be approximately 50 feet long, 15 feet wide, and 14 feet deep. The second area of excavation will be in the area of HA-74. The HA-74 excavation will be approximately 10 feet long by 10 feet wide by 10 feet deep. During the excavation soil will be screened in order to identify areas of contamination. Limited confirmation samples will be collected from the sidewalls and floor of the excavation to document a reduction of VOCs in remaining soil in these portions of the Site. Following confirmation sampling, the excavation will be backfilled with clean fill.

Excavated soil will be temporary stored on southern portion of the property on the east side of the road near the stormwater pond. The soil will be thoroughly mixed with persulfate and Portland cement and will be covered while treatment of soil occurs. The soil will be sampled and characterized for waste disposal purposes. If the total VOC concentration meets landfill requirements for non-hazardous waste, the soil will be transported and disposed under a bill of lading.

7.3 FULL SCALE IMPLEMENTATION

For the full-scale implementation, and assuming the pilot study is successful, Wenck plans to inject a 150-foot barrier wall located west (upgradient) of the creek stretching from porewater sample location SDS-3 to SDS-7 in order to treat the area upgradient of the creek (**Figure 17**). For the full-scale implementation, Wenck will inject BAM within the barrier wall via DPT from a vertical extent of 15 to 30 feet bgs. Each boring location will receive 250-gallons of a 6.5% BAM solution. The injection borings will be spaced in a grid-like pattern and each boring location will receive 250-gallons of a 6.5% BAM solution. The vertical extent of the injection zone will be from 15 to 30 feet bgs. The BAM will be injected into the rods to create minimal positive pressure before commencing injection into the surrounding formation. The rods will then be raised through the vertical treatment zone while simultaneously injecting the BAM into the formation. Wenck will use approximately two to three-foot lift intervals throughout each vertical treatment zone and inject the appropriate amount of treatment chemistry into each interval. The proper amount of treatment chemistry will be administered according to the subsurface and known contamination characteristics in each injection area. The total volume, pressure, and rate of treatment chemistry injection will be monitored by Wenck and amended according to field conditions in order to improve injection effectiveness. Immediately after the completion of each injection point, the boreholes will be backfilled and hydrated using bentonite crumbles or chips to prevent subsequent treatment chemistry short circuiting.

For both the pilot study and the full-scale implementation, the injection treatment chemistry will be prepared using specialized injection equipment. The treatment chemistry will be mixed and temporarily staged prior to injection in 200-gallon tanks located inside an enclosed injection trailer. The tank will first be filled with the proper amount of water to

achieve the appropriate treatment chemistry solution concentration. Multiple tanks will be mixed and used during the injection, which enables work to proceed steadily and efficiently. The treatment chemistry will be pumped into the formation or onto the soils using air-driven, chemically resistant pumps. The rate, pressure, and volume will be monitored using a chemically resistant inline electronic flow meter. Shut-off valves are present at numerous locations throughout the delivery system for health and safety purposes.

Following implementation of the proposed remedial actions, groundwater monitoring events in the Fire Release Area and Dobbs Area will be conducted in order to further evaluate the effectiveness of the recent excavation and injection events.

8.0 Schedule

An estimated project schedule for activities for the next reporting period is provided in **Table 8**. Activities planned for the next reporting period (February 2018-August 2018):

- Pilot test in the Dobbs and Fire Release Areas (anticipated to be performed in March 2018);
- Full Scale Implementation in the Fire Release Area (anticipated to be performed in April 2018);
- Limited post-injection monitoring event (anticipated to be performed in May/June 2018);
- Groundwater monitoring event (anticipated to be performed in July 2018);
- Compliance Status Report (anticipated to be submitted by August 2018).

Figures

1. Site Location Map
2. Site Detail Map
3. Soil Boring Locations
4. Porewater Sample Locations
5. Potentiometric Surface Map
6. PCE Isoconcentration Map – July 2017
7. TCE Isoconcentration Map – July 2017
8. Cis-1,2-DCE Isoconcentration Map – July 2017
9. 1,4-Dioxane Isoconcentration Map – July 2017
10. 1,1-DCE Isoconcentration Map – July 2017
11. 1,2-DCA Isoconcentration Map – July 2017
12. Vinyl Chloride Isoconcentration Map – July 2017
13. Cross Section Locations
14. Cross-Section A-A’
15. Cross-Section B-B’
16. Cross-Section C-C’
17. Proposed Remediation Location Map

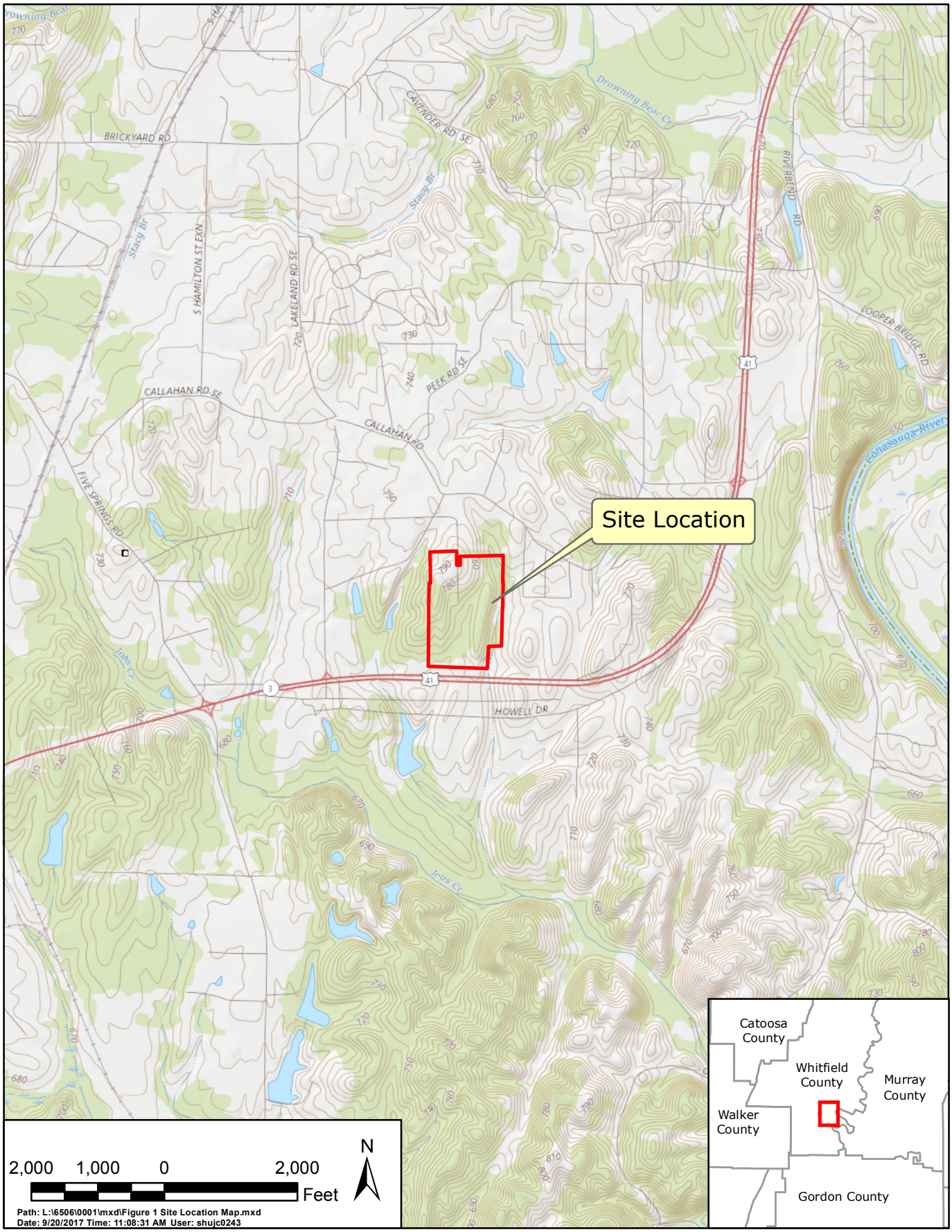

AMC INTERNATIONAL, INC - DALTON, GA	WENCK Responsive partner. Exceptional outcomes.	FEB 2018
Site Location Map		Figure 1

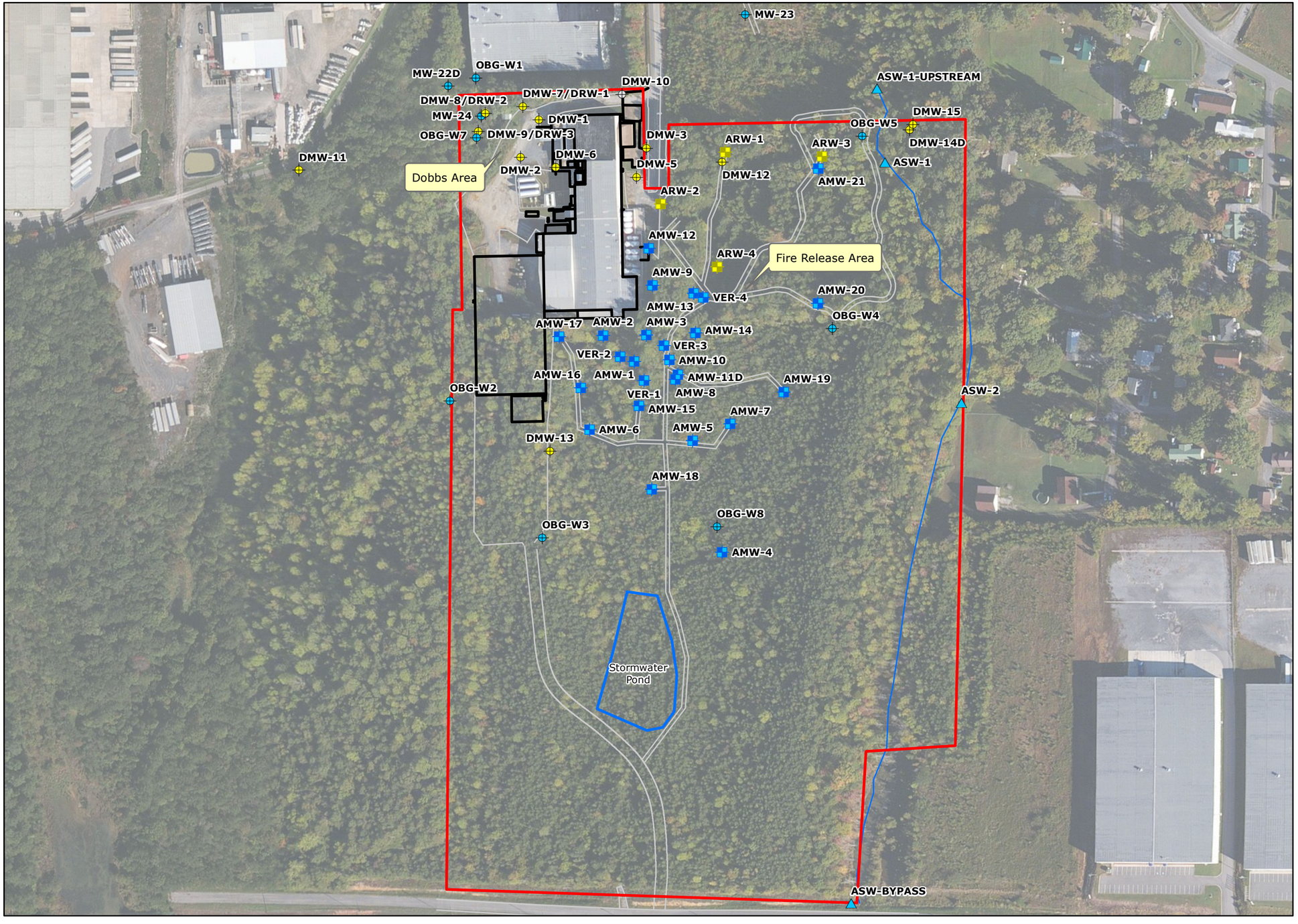

Legend

- Abandoned Monitoring Well
- Monitoring Well
- Bedrock Monitoring Well
- Bedrock Recovery Well
- Overburden/PWR Recovery Well
- Surface Water Sample Location
- Property Boundary
- Stream
- Buildings
- Roads

N

220 110 0 220

Feet

Path: L:\6506\0001\mxd\Figure 2 Site Detail Map.mxd
Date: 9/18/2017 Time: 10:40:15 AM User: shujc0243

AMC INTERNATIONAL, INC - DALTON, GA	WENCK Responsive partner. Exceptional outcomes.	FEB 2018
Site Detail Map		Figure 2

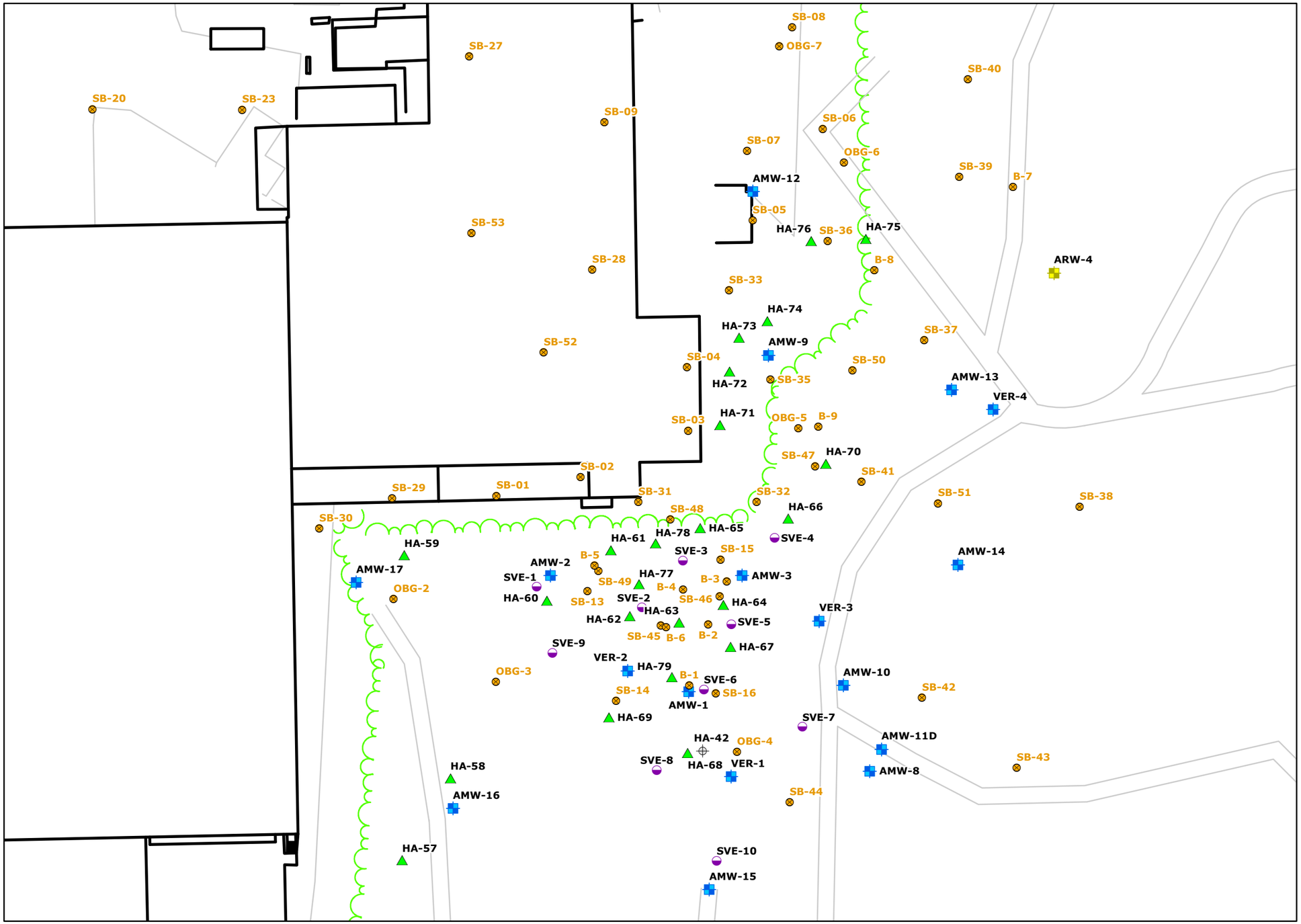

Legend

- Boring Locations
- Hand Auger Locations
- Abandoned Monitoring Well
- Monitoring Well
- Bedrock Monitoring Well
- Bedrock Recovery Well
- Overburden/PWR Recovery Well
- Surface Water Sample Location
- SVE Locations
- Buildings
- Roads
- Trees

AMC INTERNATIONAL, INC - DALTON, GA

Soil Boring Locations

WENCK

Responsive partner. Exceptional outcomes.

FEB 2018

Figure 3

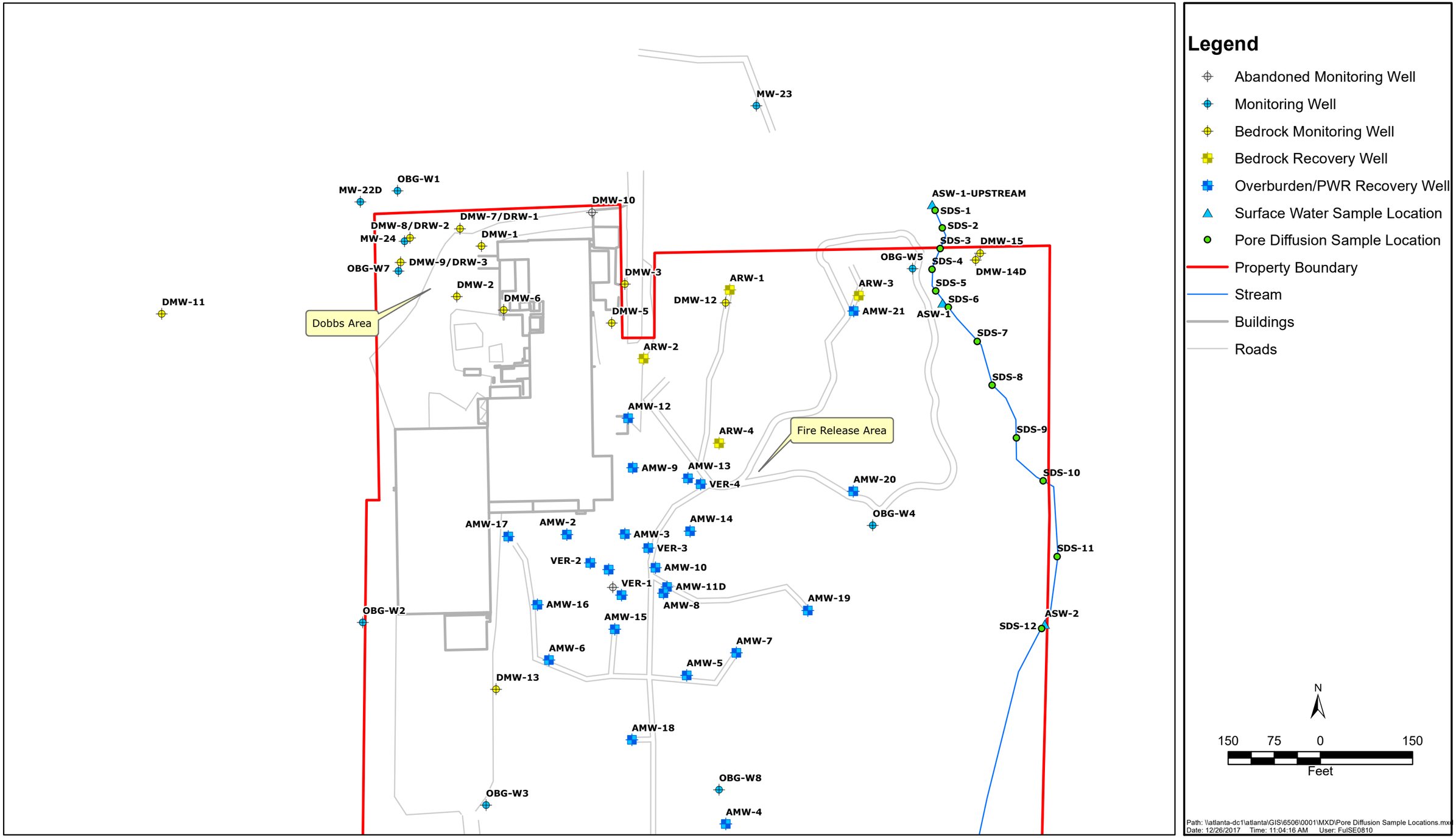

AMC INTERNATIONAL, INC - DALTON, GA

Porewater Sample Locations

WENCK

Responsive partner. Exceptional outcomes.

FEB 2018

Figure 4

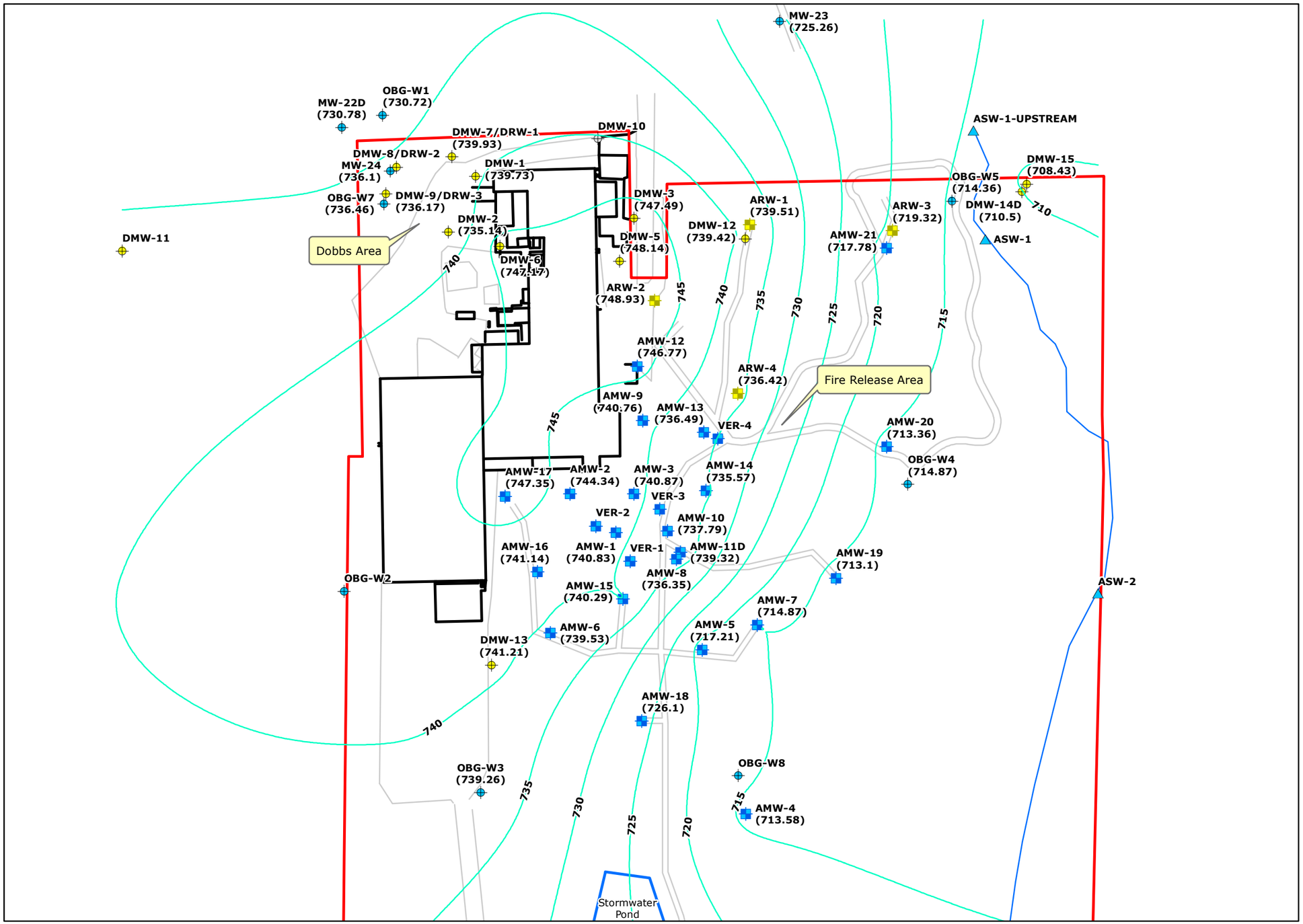

Legend

- Groundwater Contours
- Abandoned Monitoring Well
- Monitoring Well
- Bedrock Monitoring Well
- Bedrock Recovery Well
- Overburden/PWR Recovery Well
- Surface Water Sample Location
- Property Boundary
- Stream
- Buildings
- Roads

N

150 75 0 150

Feet

Path: L:\6506\0001\mxd\Figure 3 POT map.mxd
Date: 9/18/2017 Time: 10:42:27 AM User: shujc0243

AMC INTERNATIONAL, INC - DALTON, GA

Potentiometric Surface Map

WENCK

Responsive partner. Exceptional outcomes.

FEB 2018

Figure 5

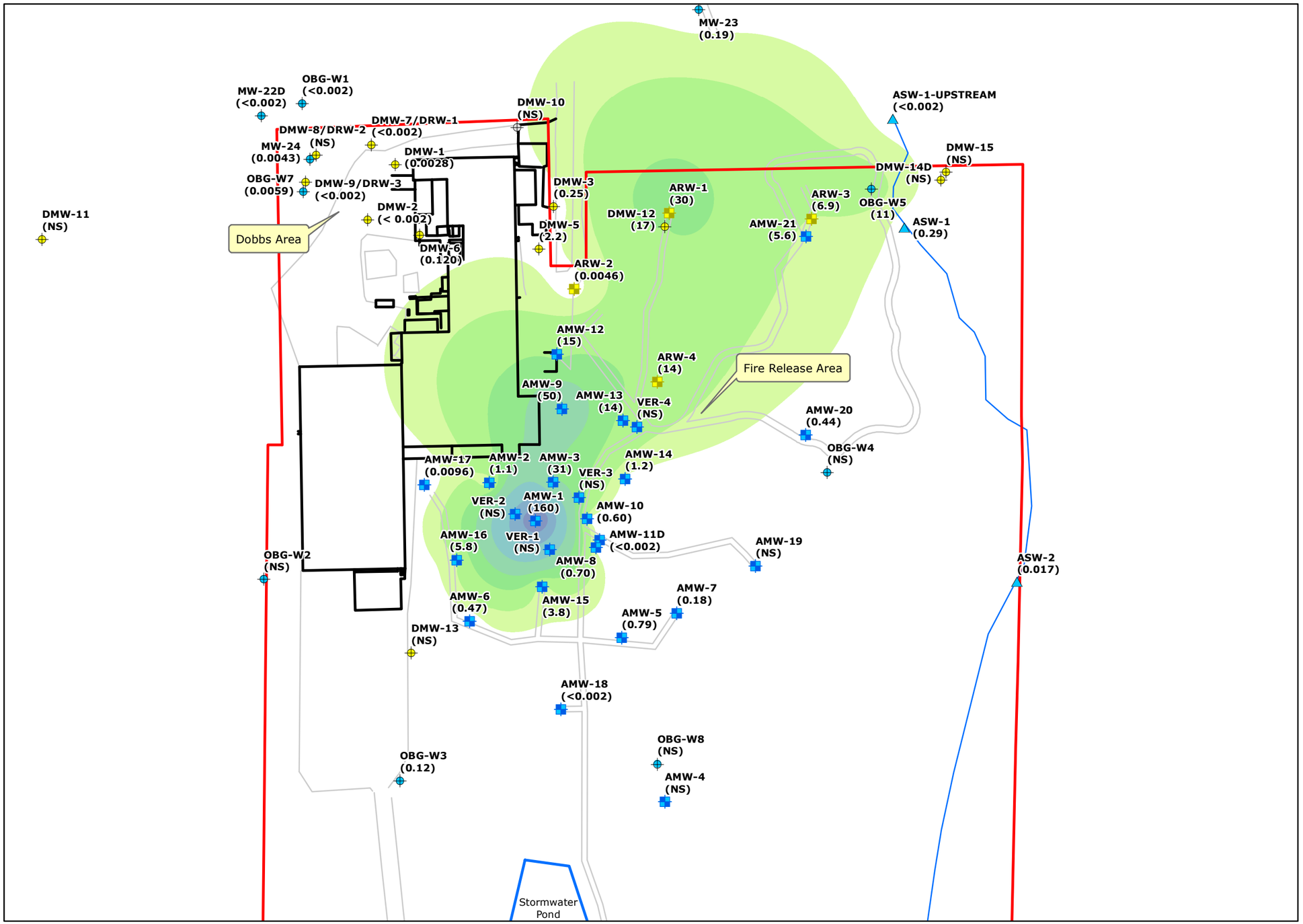

Legend

- Abandoned Monitoring Well
- Monitoring Well
- Bedrock Monitoring Well
- Bedrock Recovery Well
- Overburden/PWR Recovery Well
- Surface Water Sample Location
- Property Boundary
- Stream
- Buildings
- Roads

PCE Concentration mg/L

- < 1.0
- 1 - 7
- 7 - 17
- 17 - 30
- 30 - 50
- 50 - 80
- 80 - 110
- 110 - 140
- >140

PCE concentrations in parenthesis
NS=Not Sampled
Delineation Criteria = 0.005 mg/L
Type 4 RRS = 0.098 mg/L

N

150 75 0 150
Feet

Path: L:\6506\0001\mxd\Figure 4 PCE isoconcentration map.mxd
Date: 9/19/2017 Time: 2:27:20 PM User: shujc0243

AMC INTERNATIONAL, INC - DALTON, GA

PCE Isoconcentration Map

WENCK
Responsive partner. Exceptional outcomes.

FEB 2018

Figure 6

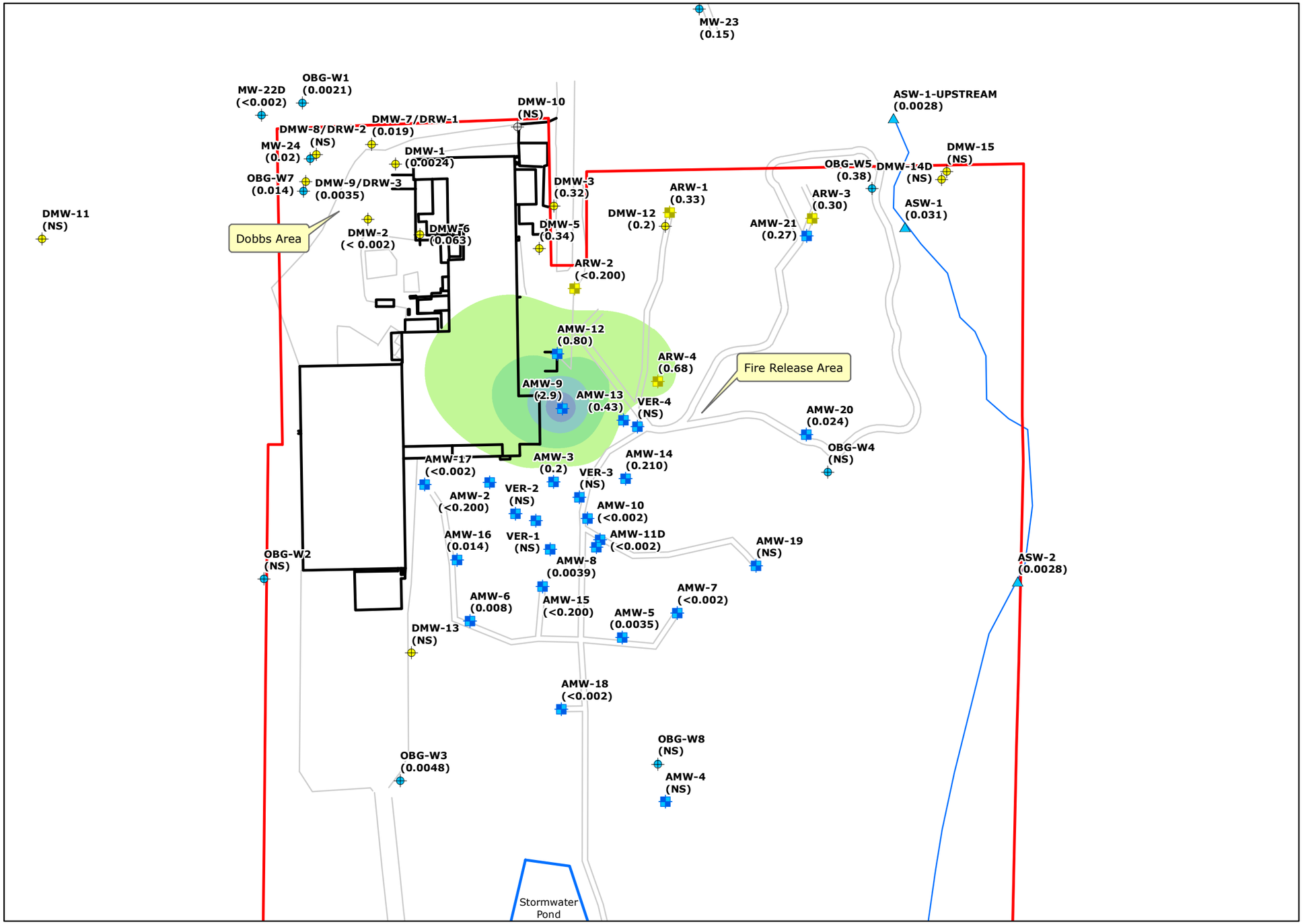

Legend

- Abandoned Monitoring Well
- Monitoring Well
- Bedrock Monitoring Well
- Bedrock Recovery Well
- Overburden/PWR Recovery Well
- Surface Water Sample Location
- Property Boundary
- Stream
- Buildings
- Roads

TCE Concentration (mg/L)

- < 0.5
- 0.5 - 1
- 1 - 1.5
- 1.5 - 2
- 2 - 2.5
- > 2.5

TCE concentrations in parenthesis
NS=Not Sampled
Delineation Criteria = 0.005 mg/L
Type 4 RRS = 0.00524

N

150 75 0 150
Feet

Path: L:\6506\0001\mxd\Figure 5 TCE isoconcentrations map.mxd
Date: 9/19/2017 Time: 2:27:13 PM User: shujc0243

AMC INTERNATIONAL, INC - DALTON, GA

TCE Isoconcentration Map

WENCK
Responsive partner. Exceptional outcomes.

FEB 2018

Figure 7

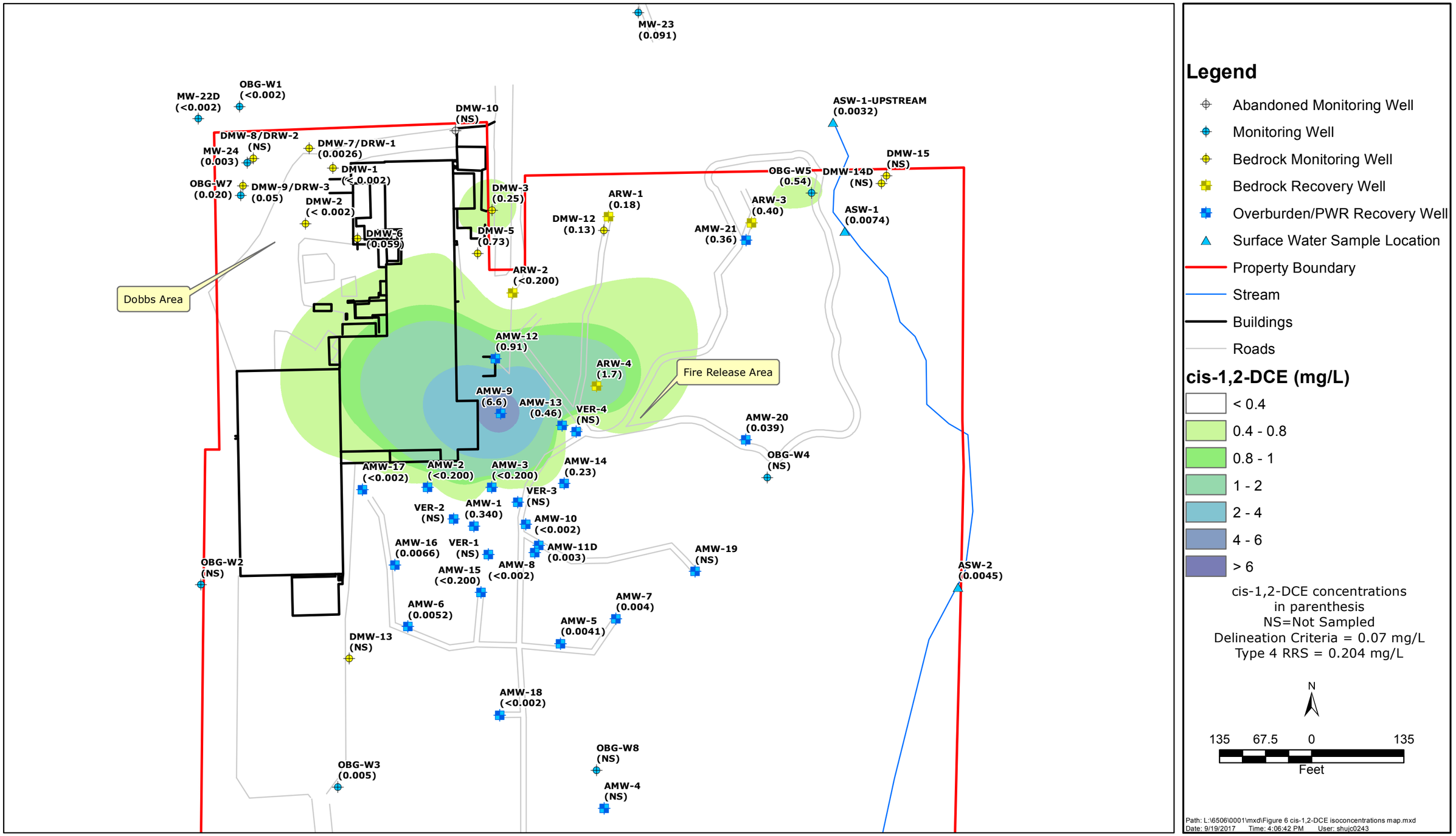

AMC INTERNATIONAL, INC - DALTON, GA

cis-1,2-DCE Isoconcentration Map

WENCK

Responsive partner. Exceptional outcomes.

FEB 2018

Figure 8

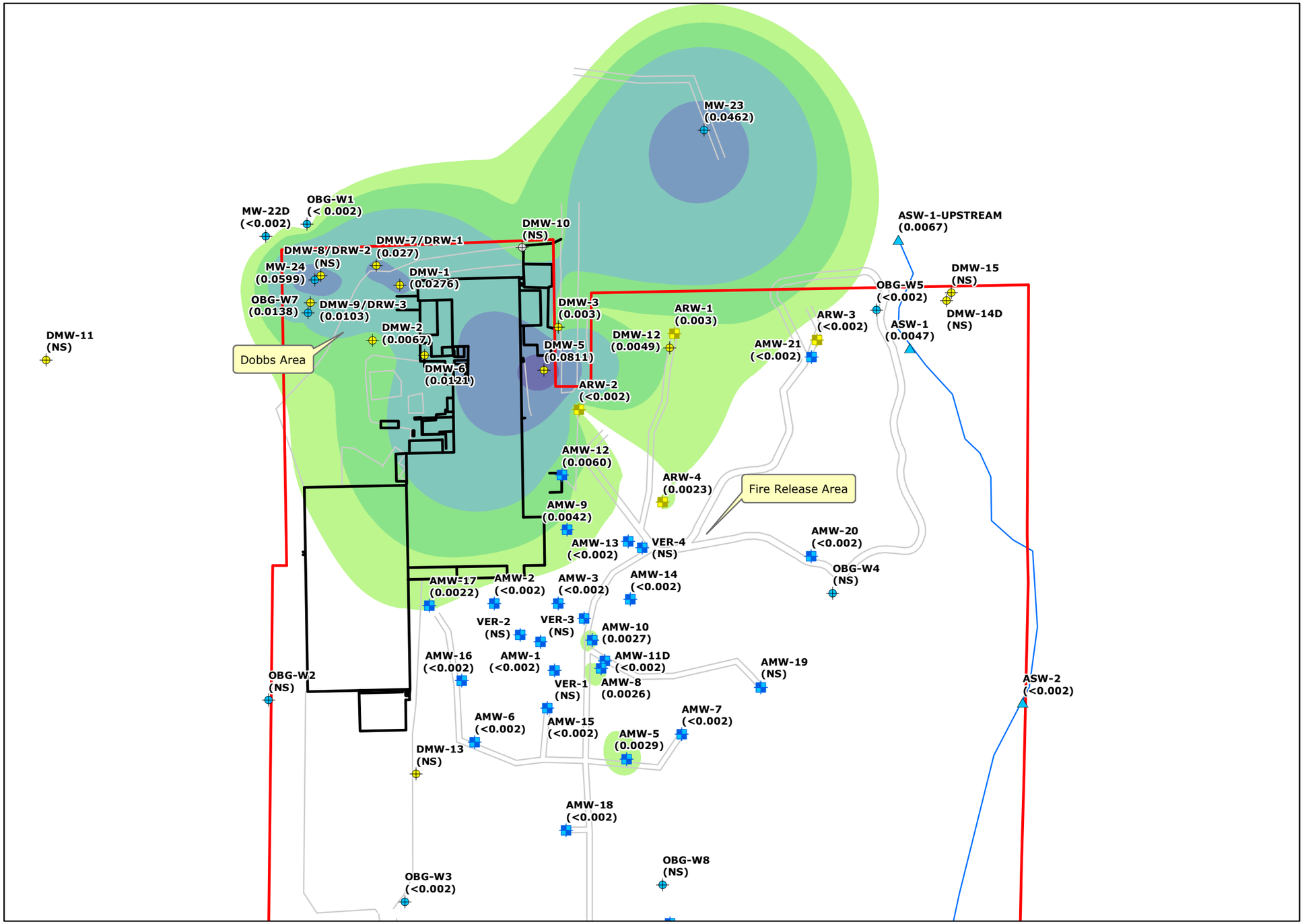

AMC INTERNATIONAL, INC - DALTON, GA

1,4-Dioxane Isoconcentration Map

WENCK

Responsive partner. Exceptional outcomes.

FEB 2018

Figure 9

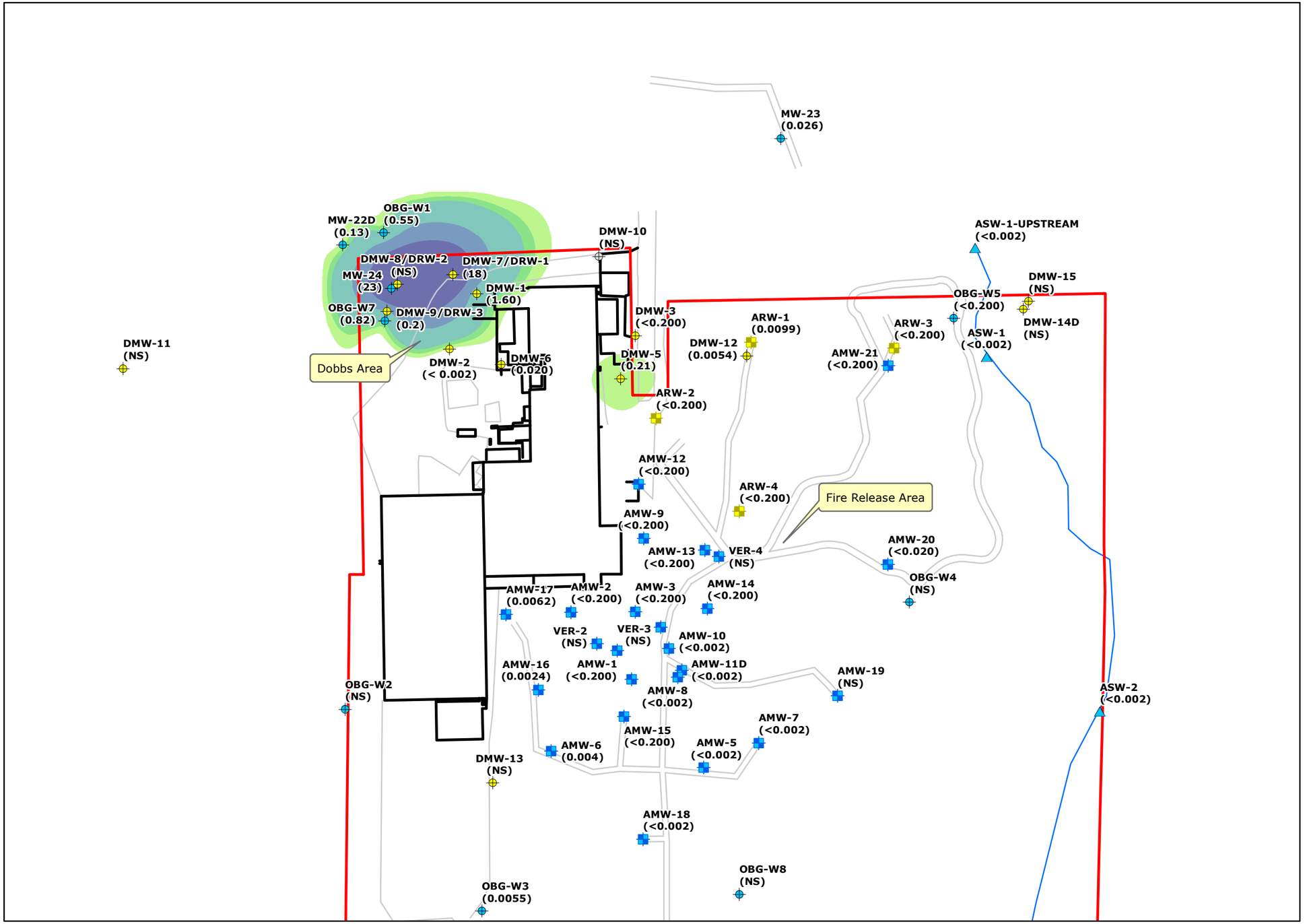

Legend

- Abandoned Monitoring Well
- Monitoring Well
- Bedrock Monitoring Well
- Bedrock Recovery Well
- Overburden/PWR Recovery Well
- Surface Water Sample Location
- Property Boundary
- Stream
- Buildings
- Roads

1,1-DCE (mg/L)

- < 0.1
- 0.1 - 0.5
- 0.5 - 1
- 1 - 5
- 5 - 10
- > 10

1,1-DCE concentrations in parenthesis
NS=Not Sampled
Delineation Criteria = 0.007 mg/L
Type 4 RRS = 0.052 mg/L

N

150 75 0 150
Feet

Path: L:\6506\0001\mxd\11 DCE.mxd
Date: 9/19/2017 Time: 2:34:50 PM User: shujc0243

AMC INTERNATIONAL, INC - DALTON, GA

1,1-DCE Isoconcentration Map

WENCK
Responsive partner. Exceptional outcomes.

FEB 2018

Figure 10

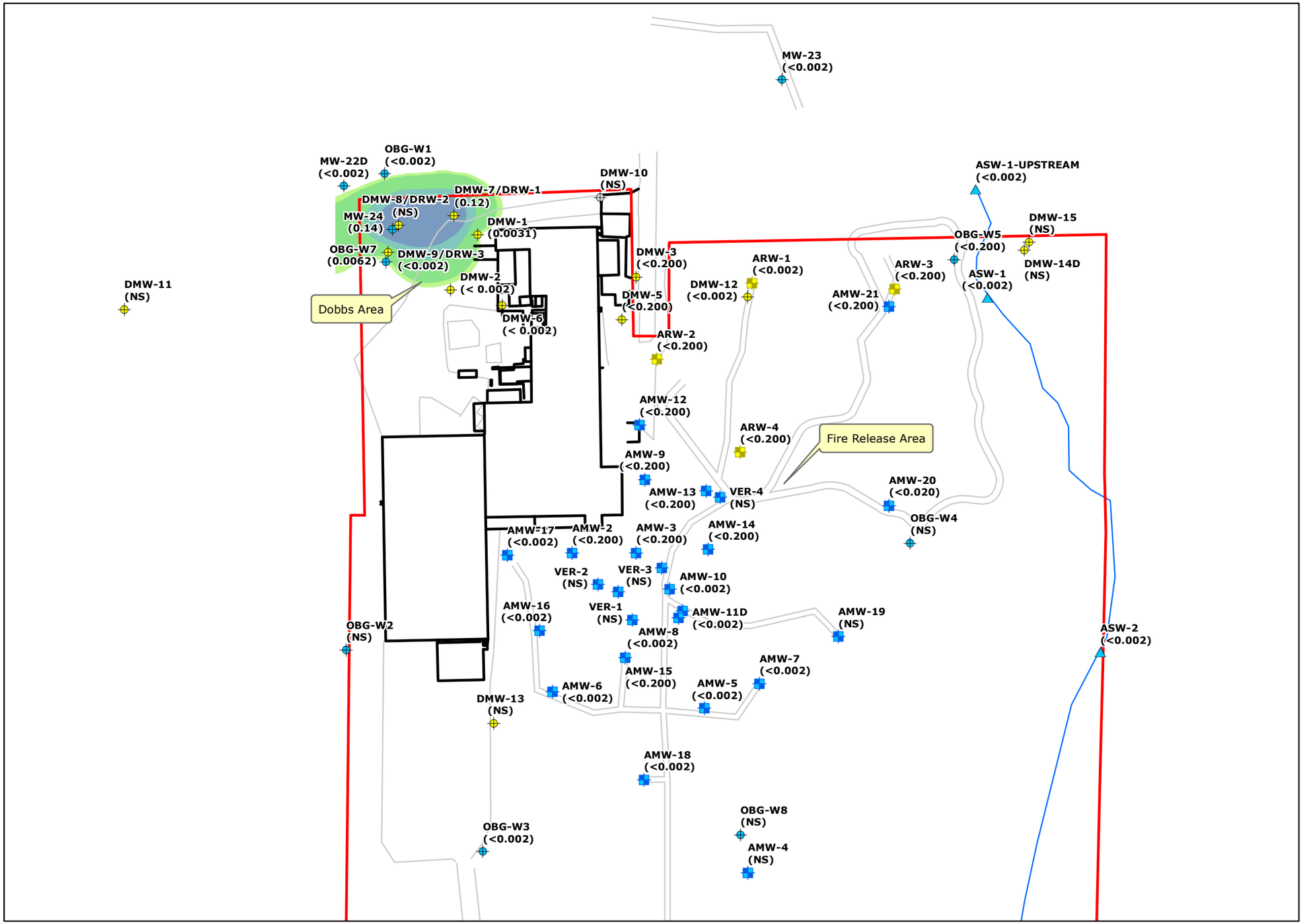

AMC INTERNATIONAL, INC - DALTON, GA

1,2-DCA Isoconcentration Map

WENCK

Responsive partner. Exceptional outcomes.

FEB 2018

Figure 11

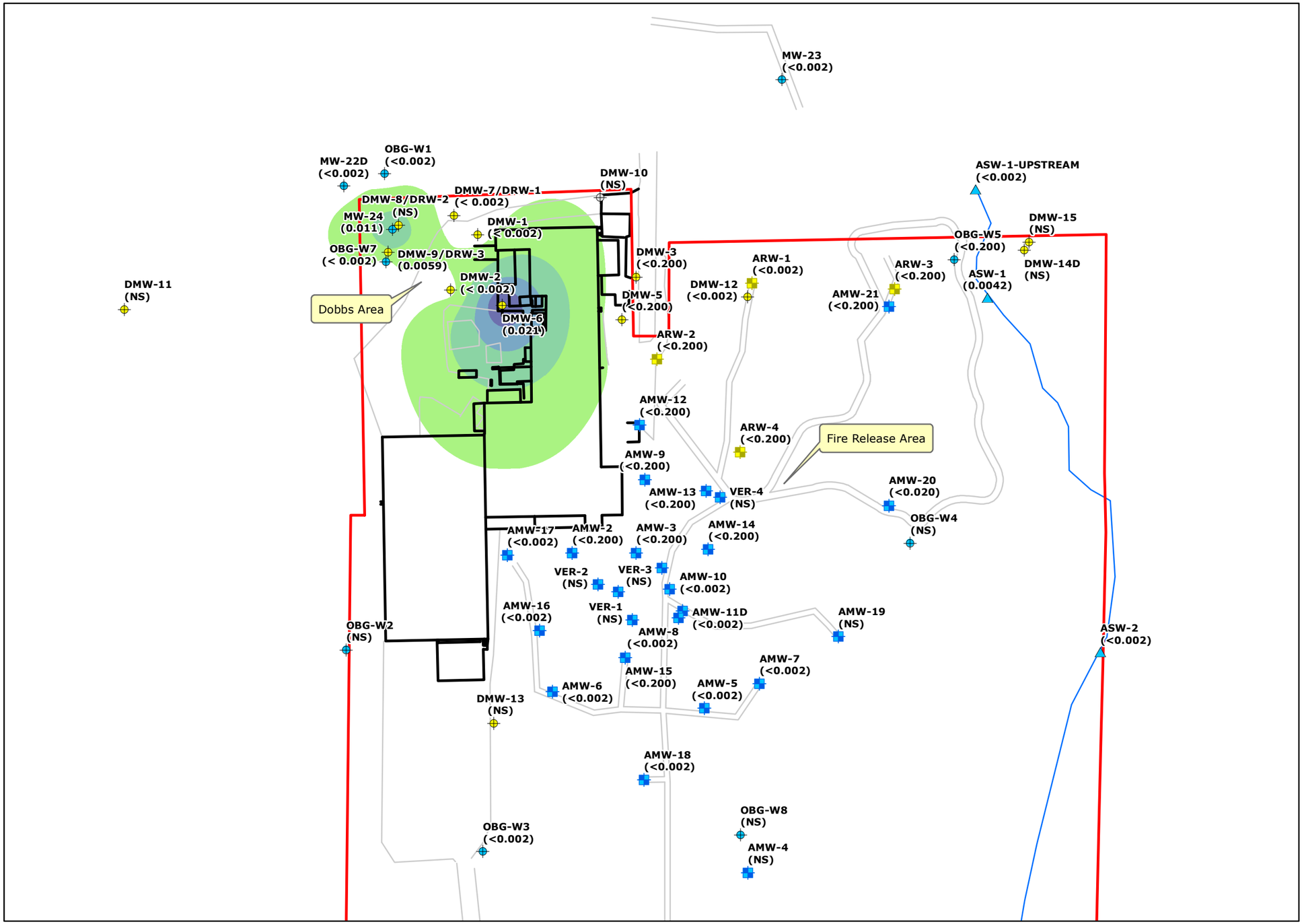

Legend

- Abandoned Monitoring Well
- Monitoring Well
- Bedrock Monitoring Well
- Bedrock Recovery Well
- Overburden/PWR Recovery Well
- Surface Water Sample Location
- Property Boundary
- Stream
- Buildings
- Roads

Vinyl Chloride (mg/L)

- < 0.002
- 0.002 - 0.006
- 0.006 - 0.01
- 0.01 - 0.014
- > 0.014

Vinyl Chloride concentrations in parenthesis
NS=Not Sampled
Delineation Criteria = 0.002 mg/L
Type 4 RRS = 0.00327 mg/L

N

150 75 0 150
Feet

Path: L:\6506\0001\mxd\Vinyl Chloride.mxd
Date: 9/19/2017 Time: 2:37:17 PM User: shujc0243

AMC INTERNATIONAL, INC - DALTON, GA

Vinyl Chloride Isoconcentration Map

WENCK
Responsive partner. Exceptional outcomes.

FEB 2018

Figure 12

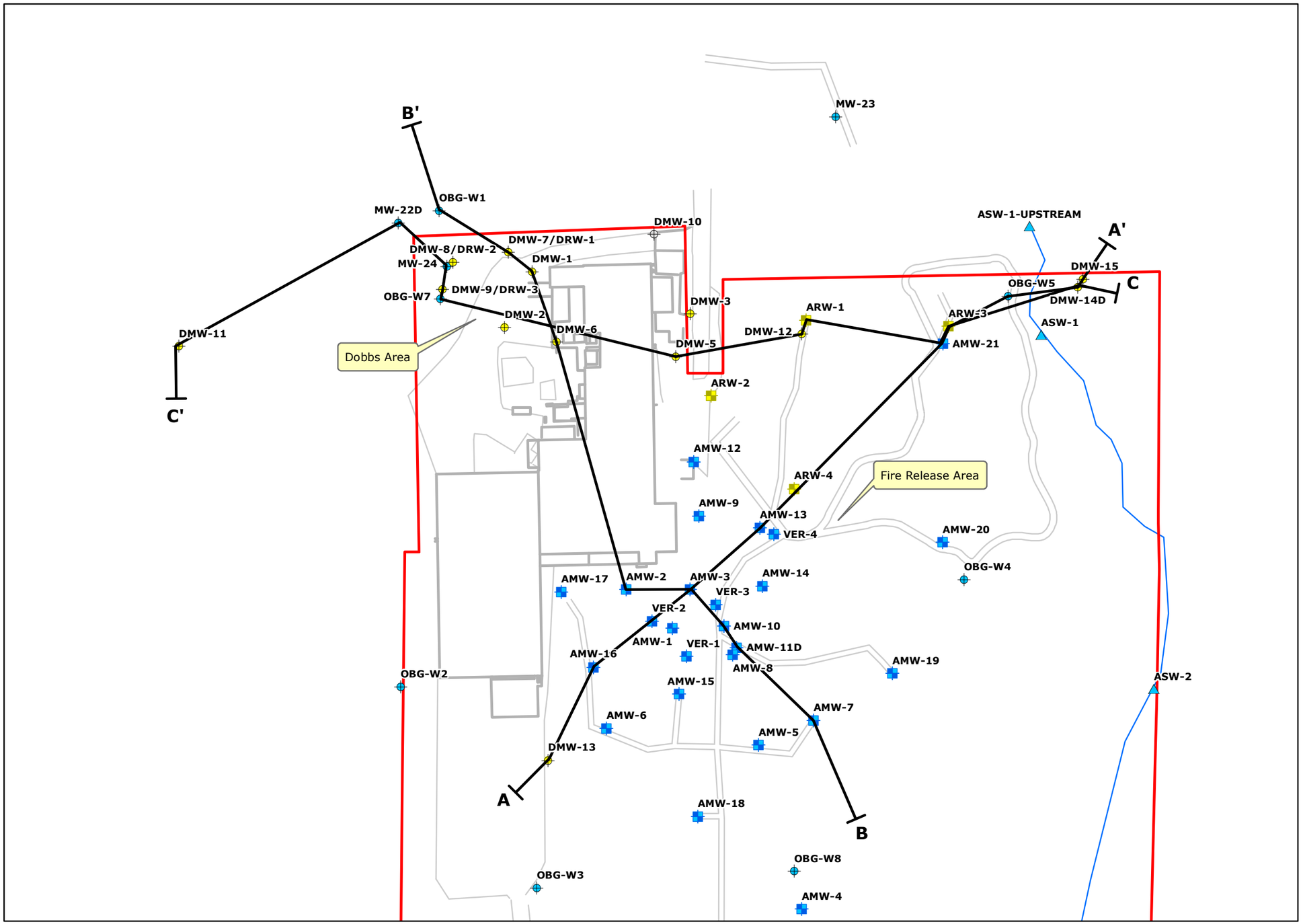

Legend

- Abandoned Monitoring Well
- Monitoring Well
- Bedrock Monitoring Well
- Bedrock Recovery Well
- Overburden/PWR Recovery Well
- Surface Water Sample Location
- Property Boundary
- Stream
- Buildings
- Roads

N

150 75 0 150

Feet

Path: L:\6506\0001\mxd\Cross Section Locations.mxd
Date: 9/19/2017 Time: 11:31:33 AM User: shujc0243

AMC INTERNATIONAL, INC - DALTON, GA

Cross Section Locations

WENCK

Responsive partner. Exceptional outcomes.

FEB 2018

Figure 13

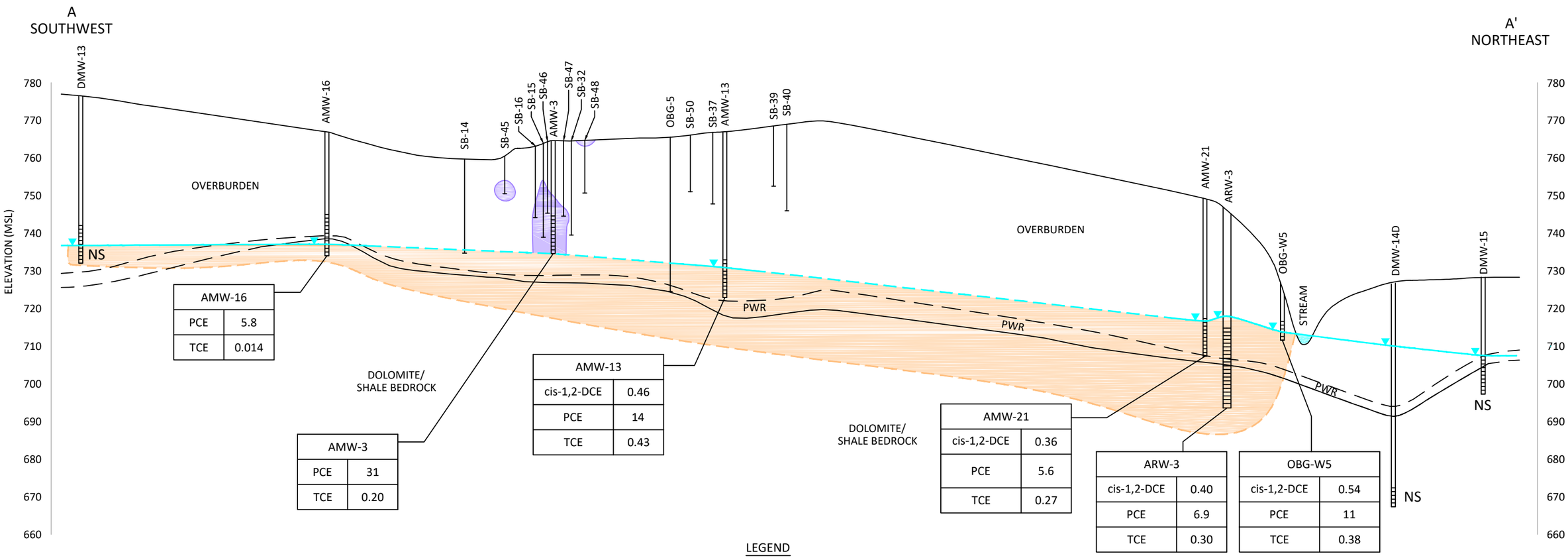

AMW-16	
PCE	5.8
TCE	0.014

AMW-3	
PCE	31
TCE	0.20

AMW-13	
cis-1,2-DCE	0.46
PCE	14
TCE	0.43

AMW-21	
cis-1,2-DCE	0.36
PCE	5.6
TCE	0.27

ARW-3	
cis-1,2-DCE	0.40
PCE	6.9
TCE	0.30

OBG-W5	
cis-1,2-DCE	0.54
PCE	11
TCE	0.38

LEGEND

PWR	PARTIALLY WEATHERED ROCK
OVERBURDEN	CLAY AND SILT
▼	GROUNDWATER ELEVATION (JULY 2017)
	GROUNDWATER PLUME CONCENTRATIONS GREATER THAN DELINEATION CRITERIA (DC)
	TOTAL CVOC CONCENTRATION IN SOIL GREATER THAN DC
BDC	BELOW DELINEATION CRITERIA
BRL	BELOW REPORTING LIMIT
NS	NOT SAMPLED

SCREEN INTERVAL

BORING

DASHED WHERE INFERRED

TCE	0.27

CONCENTRATION (mg/L) IN GROUNDWATER GREATER THAN DC (JULY 2017)

30 — 120

APPROXIMATE SCALE (FEET)

SOURCE: EARTHCON CONSULTANTS, INC., SEVENTH VIRP PROGRESS REPORT, MARCH 2017

FILENAME: a-a'.dwg

AMC INTERNATIONAL, INC.
310 BROOKHOLLOW INDUSTRIAL BOULEVARD
DALTON, WHITFIELD COUNTY, GEORGIA
HSI SITE NUMBER 10405
PROJECT NO. 02.20160372.00

WENCK
Responsive partner. Exceptional outcomes.

CROSS SECTION A-A'

DRAWN:	CHECKED:	DATE:	FIGURE:
SNW	DME	FEB 2018	14

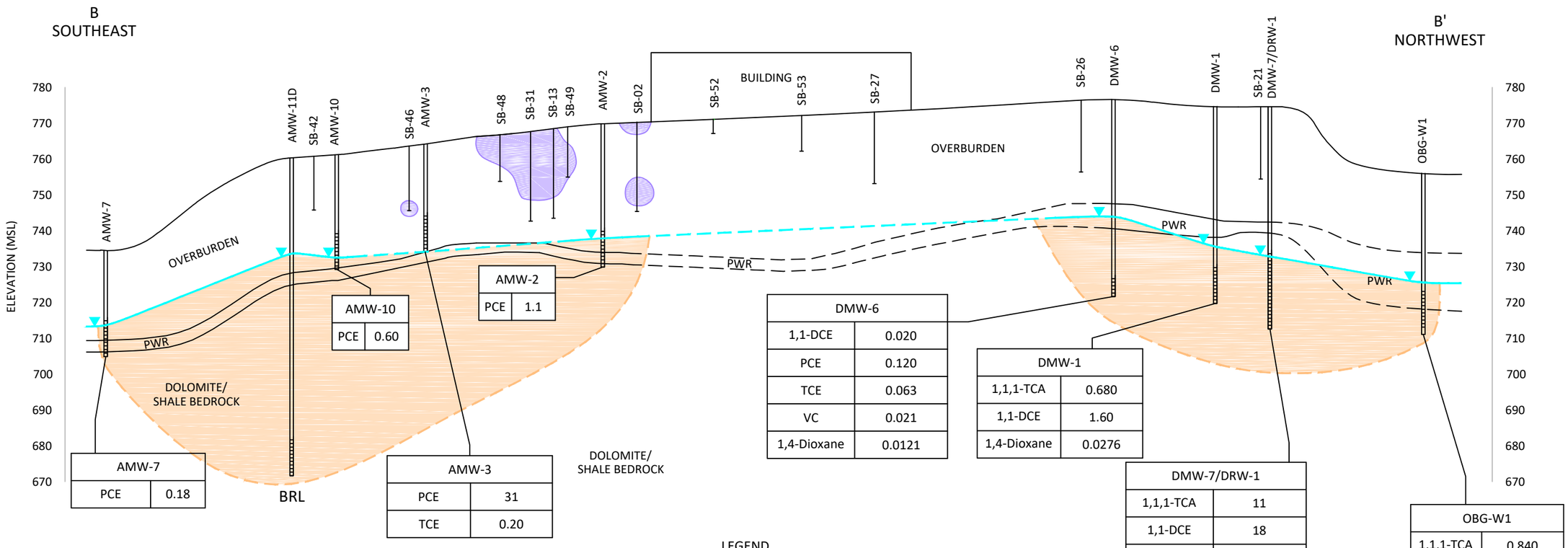

LEGEND

PWR	PARTIALLY WEATHERED ROCK
OVERBURDEN	CLAY AND SILT
▼	GROUNDWATER ELEVATION (JULY 2017)
	GROUNDWATER PLUME CONCENTRATIONS GREATER THAN DELINEATION CRITERIA (DC)
	TOTAL CVOC CONCENTRATION IN SOIL GREATER THAN DC
BDC	BELOW DELINEATION CRITERIA
BRL	BELOW REPORTING LIMIT
NS	NOT SAMPLED
	SCREEN INTERVAL
	BORING
— — —	DASHED WHERE INFERRED
PCE 0.010	CONCENTRATION (mg/L) IN GROUNDWATER GREATER THAN DC (JULY 2017)

30
APPROXIMATE SCALE (FEET)
90

SOURCE: EARTHCON CONSULTANTS, INC., SEVENTH VIRP PROGRESS REPORT, MARCH 2017

FILENAME: aa' .dwg

AMC INTERNATIONAL, INC.
310 BROOKHOLLOW INDUSTRIAL BOULEVARD
DALTON, WHITFIELD COUNTY, GEORGIA
HSI SITE NUMBER 10405
PROJECT NO. 02.20160372.00

WENCK
Responsive partner. Exceptional outcomes.

CROSS SECTION B-B'

DRAWN:	CHECKED:	DATE:	FIGURE:
SNW	DME	FEB 2018	15

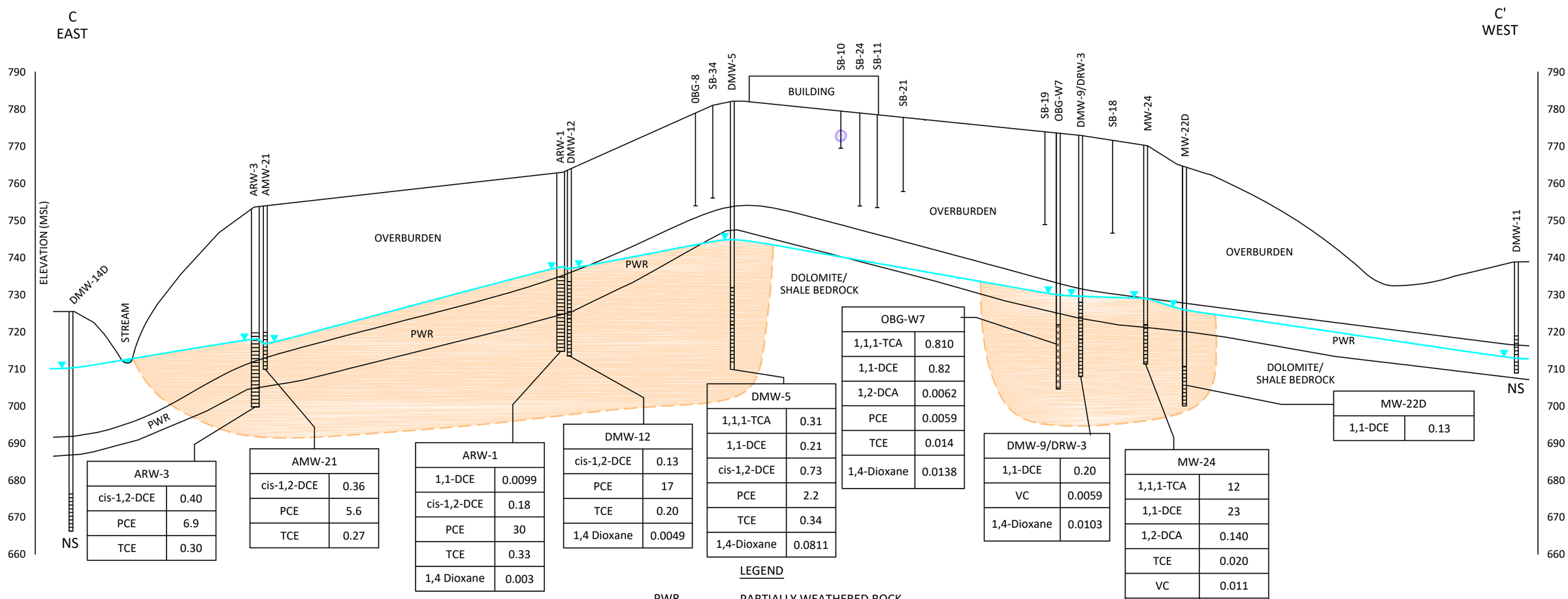

ARW-3	
cis-1,2-DCE	0.40
PCE	6.9
TCE	0.30

AMW-21	
cis-1,2-DCE	0.36
PCE	5.6
TCE	0.27

ARW-1	
1,1-DCE	0.0099
cis-1,2-DCE	0.18
PCE	30
TCE	0.33
1,4 Dioxane	0.003

DMW-12	
cis-1,2-DCE	0.13
PCE	17
TCE	0.20
1,4 Dioxane	0.0049

DMW-5	
1,1,1-TCA	0.31
1,1-DCE	0.21
cis-1,2-DCE	0.73
PCE	2.2
TCE	0.34
1,4-Dioxane	0.0811

OBG-W7	
1,1,1-TCA	0.810
1,1-DCE	0.82
1,2-DCA	0.0062
PCE	0.0059
TCE	0.014
1,4-Dioxane	0.0138

DMW-9/DRW-3	
1,1-DCE	0.20
VC	0.0059
1,4-Dioxane	0.0103

MW-24	
1,1,1-TCA	12
1,1-DCE	23
1,2-DCA	0.140
TCE	0.020
VC	0.011
1,4-Dioxane	0.0599

MW-22D	
1,1-DCE	0.13

LEGEND

PWR	PARTIALLY WEATHERED ROCK
OVERBURDEN	CLAY AND SILT
	GROUNDWATER ELEVATION (JULY 2017)
	GROUNDWATER PLUME CONCENTRATIONS GREATER THAN DELINEATION CRITERIA (DC)
	TOTAL CVOC CONCENTRATION IN SOIL GREATER THAN DC
BDC	BELOW DELINEATION CRITERIA
BRL	BELOW REPORTING LIMIT
NS	NOT SAMPLED

SCREEN INTERVAL

BORING

OPEN HOLE

DASHED WHERE INFERRED

1,1-DCE	0.034

CONCENTRATION (mg/L) IN GROUNDWATER GREATER THAN DC (JULY 2017)

30

APPROXIMATE SCALE (FEET)

120

SOURCE: EARTHCON CONSULTANTS, INC., SEVENTH VIRP PROGRESS REPORT, MARCH 2017

AMC INTERNATIONAL, INC.

310 BROOKHOLLOW INDUSTRIAL BOULEVARD
DALTON, WHITFIELD COUNTY, GEORGIA
HSI SITE NUMBER 10405
PROJECT NO. 02.20160372.00

WENCK

Responsive partner. Exceptional outcomes.

CROSS SECTION C-C'

DRAWN:	CHECKED:	DATE:	FIGURE:
SNW	DME	FEB 2018	16

FILENAME: aa' .dwg

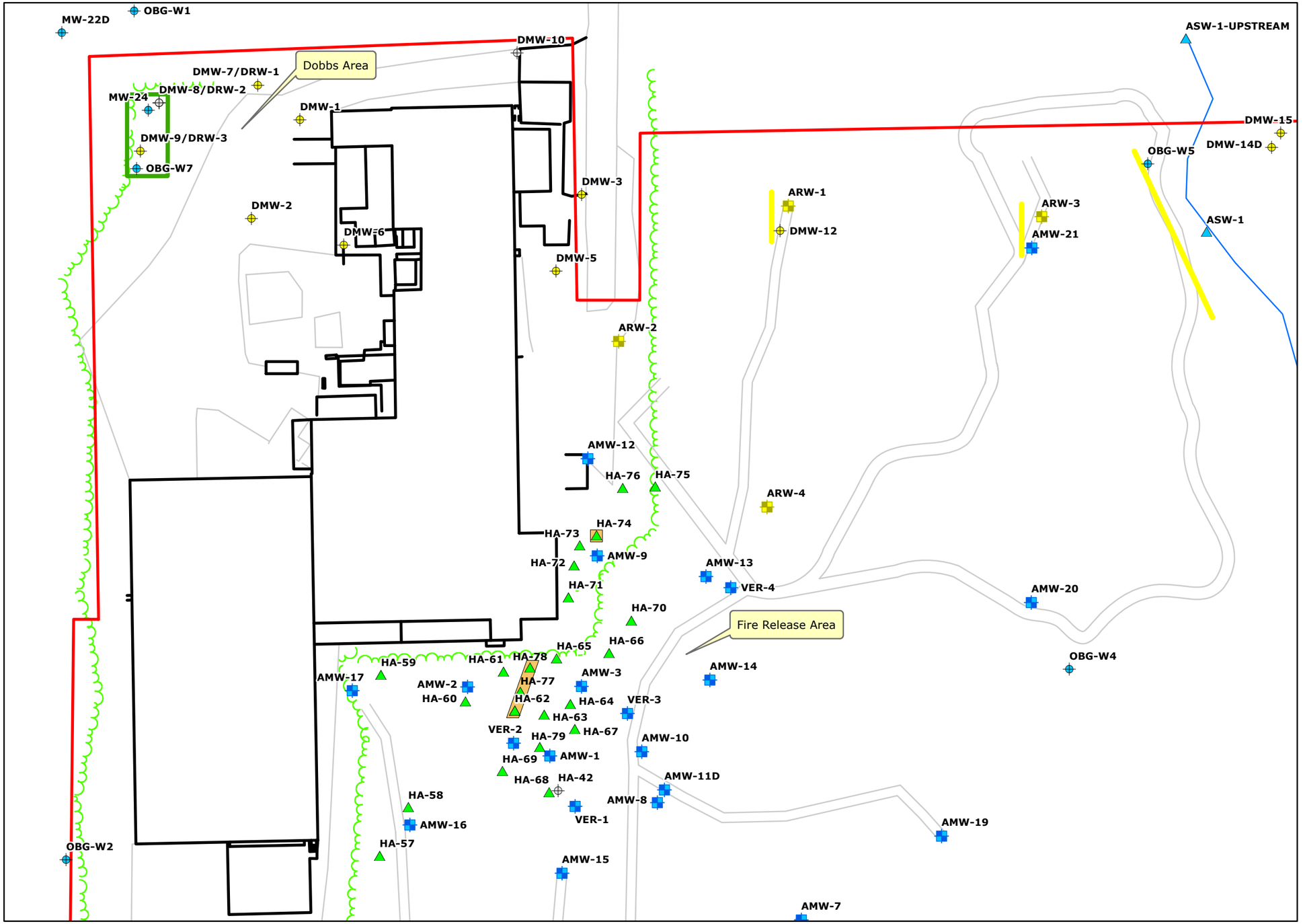

Legend

- BAM Barrier Wall
- Peroxide Injection Area
- Excavation Area
- Hand Auger Locations
- Abandoned Monitoring Well
- Monitoring Well
- Bedrock Monitoring Well
- Bedrock Recovery Well
- Overburden/PWR Recovery Well
- Surface Water Sample Location
- Property Boundary
- Stream
- Buildings
- Roads
- Trees

Notes
- Peroxide injected into DRW-3
- BAM 40 ft barrier wall injections at ARW-1 and ARW-3
- BAM 150 ft barrier wall injections at OBG-W5
- 10X10 ft soil excavation area at HA-74
- 50X10 ft soil excavation area at HA-62, HA-77, and HA-78

N

40 20 0 40 80 120 160

Feet

Path: \\atlanta-dc1\atlanta\GIS\6506\0001\MXD\Proposed Remediation Location Map.mxd
Date: 1/17/2018 Time: 4:42:03 PM User: FulSE0810

AMC INTERNATIONAL, INC - DALTON, GA

Proposed Remediation Location Map

WENCK

Responsive partner. Exceptional outcomes.

FEB 2018

Figure 17

Tables

1. Monitoring Well Construction Details
2. Water Level Measurements
3. Summary of Water Quality Field Parameters
4. Summary of Groundwater Detections
5. Summary of Soil Detections
6. Summary of Porewater Detections
7. Summary of Surface Water Detections
8. Projected Milestone Schedule

TABLE 1
Monitoring Well Construction Details

AMC International, Inc.
310 Brookhollow Industrial Boulevard
Dalton, Whitfield County, Georgia
HSI # 10405

WENCK
Responsive partner.
Exceptional outcomes.

Monitoring Well	Installation Date	Abandonment Date	Total Depth (feet BGS)	Screened Interval (feet BGS)		Screen Length (feet)	Screened Zone	Top of Casing Elevation (feet)
				Top	Bottom			
Dobbs Area								
DMW-1	2/21/95	--	53.70	45	55	10	BDRK	776.05
DMW-2	2/22/95	--	55.10	47	57	10	BDRK	775.93
DMW-6	10/4/00*	--	56.04	35	55	20	BDRK	779.43
DMW-7/DRW-1	10/4/00*	--	62	42	62	20	BDRK	775.84
DMW-8/DRW-2	10/4/00*	12/10/15	64	44	64	20	BDRK	772.39
DMW-9/DRW-3	10/4/00*	--	65	45	65	20	BDRK	772.05
DMW-10	3/1/02*	3/28/16	60	30	60	30	BDRK	778.32
DMW-11	3/1/02*	--	30	20	30	10	OVB	738.84
OBG-W1	11/21/13	--	45	33	43	10	BDRK	757.85
OBG-W2	11/20/13	--	56	29	39	10	PWR/BRDK	780.91
OBG-W7	11/22/13	--	49	--	--	OH	BDRK	773.34
MW-22D	12/18/14	--	64.56	54	64	10	BDRK	758.32
MW-24	12/10/15	--	59	49	59	10	BDRK	775.21
Fire Release Area								
AMW-1	10/8/01	--	28.90	14.75	24.75	10	OVB	760.44
AMW-2	10/9/01	--	41.25	29.75	39.75	10	OVB/PWR	773.95
AMW-3	10/9/01	--	34	20	30	10	OVB	768.29
AMW-4	10/30/01	--	31	18.5	28.5	10	OVB	731.75
AMW-5	11/5/01	--	30	23.5	28.5	5	OVB	745.21
AMW-6	11/6/01	--	25	14.5	24.5	10	OVB	752.96
AMW-7	11/7/01	--	29.5	19.5	29.5	10	OVB	737.45
AMW-8	3/3/02*	--	43	5.5	40.5	35	OVB/PWR	763.93
AMW-9	3/3/02*	--	48	38	48	10	OVB/PWR	778.59
AMW-10	3/3/02*	--	32	21.5	31.5	10	OVB	764.22
AMW-11D	1/14/02	--	93.5	78.5	88.5	10	BDRK	762.76
AMW-12	1/10/02	--	48	38	48	10	BDRK	783.20
AMW-13	1/8/02	--	44	34	44	10	OVB	770.10
AMW-14	1/15/02	--	49	37.5	47.5	10	BDRK	770.28
AMW-15	1/8/02	--	20.5	10	20	10	OVB	754.14
AMW-16	1/16/02	--	33	21.5	31.5	10	OVB/PWR	764.00
AMW-17	1/18/02	--	40	28.5	38.5	10	BDRK	778.33
AMW-18	4/18/02	--	24	12	22	10	OVB	746.45
AMW-19	4/17/02	--	29	19	29	10	OVB	734.40
AMW-20	4/17/02	--	40	29	39	10	OVB	746.93
AMW-21	6/24/03	--	44	34	44	10	OVB	753.12
DMW-3	2/22/95	--	44.82	35	45	10	BDRK	783.14
DMW-5	10/4/00*	--	69.82	50	70	20	BDRK	782.57
DMW-12	1/10/02	--	53.76	30	50	20	BDRK	767.17
DMW-13	1/8/02	--	45.19	35.1	45.1	10	OVB	780.23
DMW-14D	4/1/07*	--	59.2	54.2	59.2	5	BDRK	727.10
DMW-15	4/1/07*	--	31.2	21.2	31.2	10	OVB	728.15
ARW-1	6/30/03	--	56	28	48	20	PWR/BRDK	765.89
ARW-2	7/3/03	--	61	41	61	20	PWR/BRDK	783.24
ARW-3	7/23/03	--	53.4	33.2	53.2	20	PWR/BRDK	750.18
ARW-4	7/24/03	--	61.8	41.6	61.6	20	PWR/BRDK	765.61
OBG-W3	11/18/13	--	42	32	42	10	OVB/PWR	776.45
OBG-W4	11/20/13	--	38	28	38	10	PWR/BRDK	741.56
OBG-W5	11/21/13	--	12.5	7.5	12.5	5	OVB	719.79
OBG-W8	11/18/13	--	49	41.5	49	5	BDRK	732.99
MW-23	1/7/15	--	57.29	47	57	10	BDRK	762.09
VER-1	12/12/01	--	32.9	7.9	32.9	25	OVB/PWR	727.64
VER-2	1/29/02	--	48	8	48	40	OVB/PWR	730.96
VER-3	2/22/02	--	67	8	67	59	OVB/PWR	719.83
VER-4	4/17/02	--	64.5	9.5	64.5	55	OVB/PWR	728.35

Notes

BGS - below ground surface
OVB - overburden
PWR - partially weathered rock
BDRK - bedrock
OH - open hole
NS - not yet surveyed
* - installation dates inferred from date of first groundwater sample collected

Prepared by: CJA 7/31/17
Checked by: KTR

TABLE 2
Water Level Measurements

AMC International, Inc.
310 Brookhollow Industrial Boulevard
Dalton, Whitfield County, Georgia
HSI # 10405

WENCK
Responsive partner.
Exceptional outcomes.

Monitoring Well	Date	Top of Casing Elevation (feet, MSL)	Depth to Water (feet)	Total Depth (feet)	Groundwater Elevation (feet, MSL)
Dobbs Area					
DMW-1	11/29/16	776.05	40.56	54.59	735.49
	7/10/17		36.32	54.57	739.73
DMW-2	11/29/16	775.93	50.02	54.80	725.91
	7/11/17		40.79	57.10	735.14
DMW-6	11/29/16	779.43	35.12	55.70	744.31
	7/10/17		32.26	55.71	747.17
DMW-7/DRW-1	11/29/16	775.84	43.00	60.69	732.84
	7/10/17		35.91	62.55	739.93
DMW-9/DRW-3	11/29/16	772.05	42.52	62.40	729.53
	7/10/17		35.88	62.57	736.17
DMW-11	11/29/16	738.84	26.14	29.41	712.70
	7/10/17		NM	NM	NM
OBG-W1	11/29/16	757.85	32.52	46.10	725.33
	7/10/17		27.13	45.95	730.72
OBG-W7	11/29/16	773.34	43.48	47.27	729.86
	7/10/17		36.88	47.13	736.46
MW-22D	11/29/16	758.32	32.51	67.73	725.81
	7/10/17		27.54	67.75	730.78
MW-24	11/29/16	775.21	46.24	61.67	728.97
	7/10/17		39.11	61.60	736.10
	11/16/17		40.98	61.60	734.23
Fire Release Area					
AMW-1	11/29/16	760.44	25.84	28.93	734.60
	7/10/17		19.61	28.92	740.83
	11/16/17		21.94	28.92	738.50
AMW-2	11/29/16	773.95	36.02	40.62	737.93
	7/10/17		29.61	40.63	744.34
AMW-3	11/29/16	768.29	Dry	34.11	---
	7/10/17		27.42	34.15	740.87
	11/16/17		29.87	34.15	738.42
AMW-4	11/29/16	731.75	22.19	31.53	709.56
	7/10/17		18.17	31.77	713.58
AMW-5	11/29/16	745.21	29.44	31.15	715.77
	7/10/17		28.00	31.10	717.21
AMW-6	11/29/16	752.96	18.25	27.08	734.71
	7/10/17		13.43	27.11	739.53
AMW-7	11/29/16	737.45	24.23	32.80	713.22
	7/10/17		22.58	32.87	714.87
AMW-8	11/29/16	763.93	32.41	37.68	731.52
	7/10/17		27.58	37.70	736.35
AMW-9	11/29/16	778.59	41.94	47.75	736.65
	7/10/17		37.83	47.84	740.76
	11/16/17		38.82	47.84	739.77
AMW-10	11/29/16	764.22	31.80	35.02	732.42
	7/10/17		26.43	35.04	737.79
AMW-11D	11/29/16	762.76	28.92	90.19	733.84
	7/10/17		23.44	90.20	739.32
AMW-12	11/29/16	783.20	41.18	48.20	742.02
	7/10/17		36.43	48.22	746.77
AMW-13	11/29/16	770.10	39.06	47.57	731.04
	7/10/17		33.61	47.82	736.49

Notes
MSL - mean sea level
NS - not yet surveyed
NC - not calculated
NM - not measured
-- - Dry, no water in well
Elevation data from the bedrock wells were not used in groundwater contouring.

Prepared by: MCP 12/27/17
Checked by: MR 1/10/17

TABLE 2
Water Level Measurements

AMC International, Inc.
310 Brookhollow Industrial Boulevard
Dalton, Whitfield County, Georgia
HSI # 10405

WENCK
Responsive partner.
Exceptional outcomes.

Monitoring Well	Date	Top of Casing Elevation (feet, MSL)	Depth to Water (feet)	Total Depth (feet)	Groundwater Elevation (feet, MSL)
AMW-14	11/29/16	770.28	39.31	50.09	730.97
	7/10/17		34.71	50.11	735.57
AMW-15	11/29/16	754.14	20.12	23.05	734.02
	7/10/17		13.85	23.07	740.29
AMW-16	11/29/16	764.00	26.87	34.75	737.13
	7/10/17		22.86	34.70	741.14
AMW-17	11/29/16	778.33	32.33	40.80	746.00
	7/10/17		30.98	40.86	747.35
AMW-18	11/29/16	746.45	23.54	24.62	722.91
	7/10/17		20.35	24.85	726.10
AMW-19	11/29/16	734.40	23.78	31.17	710.62
	7/10/17		21.30	31.19	713.10
AMW-20	11/29/16	746.93	35.12	41.28	711.81
	7/10/17		33.57	41.34	713.36
AMW-21	11/29/16	753.12	36.60	45.90	716.52
	7/10/17		35.34	46.01	717.78
DMW-3	11/29/16	783.14	35.22	45.36	747.92
	7/10/17		34.43	45.45	748.71
DMW-5	11/29/16	782.57	37.30	70.38	745.27
	7/10/17		35.65	71.04	746.92
DMW-12	11/29/16	767.17	30.25	53.72	736.92
	7/10/17		27.75	53.72	739.42
DMW-13	11/29/16	780.23	43.47	50.34	736.76
	7/10/17		39.02	50.27	741.21
DMW-14D	11/29/16	727.10	17.06	59.34	710.04
	7/10/17		16.60	58.40	710.50
DMW-15	11/29/16	728.15	20.69	31.34	707.46
	7/10/17		19.72	31.12	708.43
ARW-1	11/29/16	765.89	28.38	45.08	737.51
	7/11/17		26.38	45.20	739.51
ARW-2	11/29/16	783.24	37.28	60.10	745.96
	7/10/17		34.31	61.59	748.93
ARW-3	11/29/16	750.18	32.08	52.50	718.10
	7/10/17		30.86	54.18	719.32
ARW-4	11/29/16	765.61	31.31	61.07	734.30
	7/10/17		29.19	60.88	736.42
OBG-W2	11/29/16	780.91	38.95	43.30	741.96
	7/10/17		NM	NM	NM
OBG-W3	11/29/16	776.45	42.16	44.31	734.29
	7/10/17		37.19	44.38	739.26
OBG-W4	11/29/16	741.56	30.52	41.78	711.04
	7/10/17		28.69	41.44	712.87
OBG-W5	11/29/16	719.79	6.06	15.91	713.73
	7/10/17		5.43	15.95	714.36
OBG-W8	11/29/16	732.99	20.23	51.85	712.76
	7/10/17		NM	NM	NM
MW-23	11/29/16	762.09	38.12	60.09	702.00
	7/10/17		36.83	60.11	725.26

Notes
MSL - mean sea level
NS - not yet surveyed
NC - not calculated
NM - not measured
-- - Dry, no water in well
Elevation data from the bedrock wells were not used in groundwater contouring.

Prepared by: MCP 12/27/17
Checked by: MR 1/10/17

TABLE 3
Summary of Water Quality Parameters

AMC International, Inc.
310 Brookhollow Industrial Boulevard
Dalton, Whitfield County, Georgia
HSI # 10405

WENCK
Responsive partner.
Exceptional outcomes.

Sample Location	Date	Temperature °C	pH S.U.	Dissolved Oxygen mg/L	ORP mV	Conductivity µs/cm	Turbidity NTU	Ferrous Iron mg/L
Dobbs Area								
DMW-1	12/15/16	14.05	7.20	2.38	47.0	500	31.5	0.16
	7/11/17	25.36	7.42	2.14	-38.4	454	15.3	NA
DMW-2	12/1/16	15.47	8.11	7.42	27.6	372.9	9.99	0.05
	7/11/17	23.17	7.55	6.69	62.6	373.0	2.78	NA
DMW-6	12/1/16	15.99	7.06	1.23	2.0	560.3	55.9	0.45
	7/11/17	24.67	6.65	0.58	-64.1	584.0	140.0	NA
DMW-7/DRW-1	11/30/16	17.45	7.03	3.41	46.0	682.33	1.53	0.12
	7/11/17	21.20	7.02	0.61	-27.8	847.00	0.50	NA
DMW-9/DRW-3	11/30/16	17.41	6.29	0.40	40.3	733.0	5.21	0.28
	7/11/17	18.81	5.13	1.34	-75.6	399.0	9.70	NA
DMW-11	11/30/16	17.94	5.94	1.83	90.5	200.24	0.39	0.05
	7/10/17	Not sampled						
OBG-W1	12/7/16	17.01	6.27	1.73	55.6	214.1	9.80	0.00
	7/10/17	19.30	4.90	1.12	130.4	100.0	9.80	NA
OBG-W7	11/30/16	19.41	6.35	2.28	27.1	155.8	2.29	0.41
	7/11/17	22.80	11.63	0.40	-48.6	699.0	43.10	NA
MW-22D	12/7/16	16.74	6.86	1.30	38.3	534.9	4.98	0.00
	7/10/17	18.91	6.74	1.57	25.3	453.0	10.30	NA
MW-24	12/7/16	15.70	6.95	3.10	-18.0	841.7	2.05	1.14
	7/11/17	20.18	6.79	0.97	-41.1	935.0	1.84	NA
	11/16/17	16.17	6.34	0.92	-8.2	779.0	2.87	NA
Fire Release Area								
AMW-1	12/2/16	13.58	5.80	3.65	55.9	42.4	50.90	NA
	7/13/17	19.58	5.04	10.43	186.0	59.0	88.70	NA
	11/16/17	16.35	5.03	6.40	268.0	53.0	17.80	NA
AMW-2	12/8/16	15.26	6.66	6.52	517.3	298.1	NA	NA
	7/13/17	19.32	5.76	6.59	588.9	115.0	56.7	NA
AMW-3	11/29/16	Not Sampled - Dry						
	7/13/17	18.71	4.02	11.42	293.5	503.0	4.32	NA
	11/16/17	18.78	4.27	5.45	306.7	596.0	15.6	NA
AMW-4	11/29/16	17.47	5.47	4.38	104.6	33.0	2.77	NA
	7/10/17	Not sampled						
AMW-5	12/1/16	14.58	6.40	5.42	57.5	165.0	17.20	NA
	7/12/17	16.94	6.49	5.48	84.5	172.0	6.29	NA
AMW-6	12/1/16	15.97	7.01	5.30	43.7	224.9	4.35	NA
	7/13/17	17.00	8.63	5.26	-37.9	177.0	9.80	NA
AMW-7	12/1/16	14.22	6.09	6.66	71.8	102.4	2.00	NA
	7/12/17	17.84	6.23	6.35	74.5	96.0	4.82	NA
AMW-8	12/5/16	15.03	6.82	1.98	598.3	853.5	NA	NA
	7/12/17	18.99	6.40	0.67	471.9	798.0	4.23	NA
AMW-9	12/5/16	16.31	7.21	3.32	96.1	557.0	NA	NA
	7/14/17	19.08	6.82	1.10	449.1	667.0	1.83	NA
	11/16/17	16.62	6.80	2.36	217.0	584.0	9.70	NA
AMW-10	12/5/16	15.39	6.22	1.22	208.2	469.8	5.34	NA
	7/12/17	20.40	5.77	0.89	726.4	621.0	1.03	NA
AMW-11D	12/5/16	14.85	7.21	1.86	18.9	435.8	4.13	NA
	7/12/17	17.93	7.25	0.47	-62.6	405.0	6.06	NA
AMW-12	12/9/16	12.09	7.35	2.35	76.0	429.2	3.60	NA
	7/14/17	23.25	7.25	1.73	384.2	432.0	6.52	NA
AMW-13	12/9/16	14.53	6.63	3.97	98.2	684.9	6.85	NA
	7/13/17	19.92	6.57	0.38	78.5	651.0	4.01	NA
AMW-14	12/9/16	14.41	7.32	0.58	56.6	436.2	5.18	NA
	7/13/17	18.74	6.67	1.04	71.7	344.0	4.34	NA
AMW-15	12/1/16	15.50	7.20	0.98	26.2	452.8	5.98	NA
	7/13/17	17.04	5.90	6.42	92.4	160.0	2.22	NA

Notes
mg/l - milligrams per liter
µs/cm - microsiemens per centimeter
S.U. - standard units
mV - millivolts
NTU - nephelometric turbidity units
NM - not measured

Prepared by: MCP 12/27/17
Checked by: MR 1/10/17

TABLE 3
Summary of Water Quality Parameters

AMC International, Inc.
310 Brookhollow Industrial Boulevard
Dalton, Whitfield County, Georgia
HSI # 10405

WENCK
Responsive partner.
Exceptional outcomes.

Sample Location	Date	Temperature °C	pH S.U.	Dissolved Oxygen mg/L	ORP mV	Conductivity µs/cm	Turbidity NTU	Ferrous Iron mg/L
AMW-16	12/2/16	13.67	6.99	2.92	36.8	311.9	10.00	NA
	7/13/17	17.19	9.00	1.00	-53.4	347.0	9.75	NA
AMW-17	12/8/16	12.49	7.57	3.36	61.1	329.5	9.65	NA
	7/13/17	19.64	7.20	6.13	71.3	229.0	47.70	NA
AMW-18	11/29/16	17.00	6.90	2.39	61.0	325.6	1.46	NA
	7/12/17	18.55	7.33	1.83	18.0	283.0	2.98	NA
AMW-19	11/29/16	16.43	5.30	5.44	102.8	26.0	1.77	NA
	7/10/17	Not sampled						
AMW-20	12/5/16	14.71	5.75	7.39	112.7	53.0	9.99	NA
	7/12/17	18.25	5.28	5.84	107.1	58.0	1.22	NA
AMW-21	12/9/16	10.83	6.19	5.29	225.6	308.4	9.84	NA
	7/11/17	16.90	6.26	4.74	44.6	280.0	1.43	NA
DMW-3	12/6/16	15.98	7.15	5.81	211.2	521.2	3.21	NA
	7/14/2017*	25.68	6.82	4.37	225.8	512.0	18.80	NA
DMW-5	12/7/16	10.60	7.21	2.67	71.8	549.9	7.39	NA
	7/13/2017*	24.06	7.05	0.65	84.6	522.0	1.10	NA
DMW-12	12/9/16	12.41	7.32	2.82	127.9	383.5	9.42	NA
	7/12/17	19.23	7.45	1.67	67.8	328.0	7.84	NA
DMW-13	12/9/16	Not Sampled - Well Obstruction						
	7/10/17	Not sampled						
DMW-14D	11/29/16	13.00	9.22	3.12	11.3	542.6	3.86	NA
	7/10/17	Not sampled						
DMW-15	11/29/16	13.91	6.28	0.36	23.7	169.2	9.96	NA
	7/10/17	Not sampled						
ARW-1	12/2/16	15.53	7.36	2.02	68.9	394.4	1.96	NA
	7/12/17	17.58	7.05	2.89	423.1	343.0	1.52	NA
ARW-2	12/6/16	12.11	7.23	5.99	567.6	476.1	18.40	NA
	7/13/17	26.90	6.50	3.01	687.9	989.0	45.10	NA
ARW-3	12/8/16	14.42	6.61	6.25	146.2	315.0	0.66	NA
	7/11/17	18.06	6.53	5.57	73.8	286.0	0.13	NA
ARW-4	12/9/16	13.36	6.66	0.80	112.3	717.4	7.87	NA
	7/13/17	18.94	6.52	0.50	100.7	627.0	4.20	NA
OBG-W2	12/5/16	14.22	7.40	6.51	61.0	296.4	10.00	NA
	7/10/17	Not sampled						
OBG-W3	12/5/16	15.50	7.07	3.20	-14.1	347.8	10.10	NA
	7/12/17	19.70	6.69	3.02	45.3	248.0	4.81	NA
OBG-W4	12/2/16	14.60	6.44	2.85	37.6	195.2	9.09	NA
	7/10/17	Not sampled						
OBG-W5	12/2/16	15.09	7.14	4.59	32.4	423.6	1.11	NA
	7/11/17	16.30	8.23	4.93	-1.4	309.0	0.50	NA
MW-23	12/7/16	15.34	7.41	2.00	-30.9	382.0	0.97	NA
	7/12/17	20.65	7.46	0.76	-61.6	365.0	1.97	NA
Surface Water Locations								
ASW-1 UPSTREAM	12/6/16	13.48	7.22	8.60	158.3	245.6	20.6	NA
	7/12/17	20.28	7.27	8.70	30.7	NM	8.2	NA
ASW-1	12/6/16	13.41	7.41	9.05	170.5	251.9	32.3	NA
	7/12/17	20.27	7.21	7.45	18.4	NM	8.05	NA
ASW-2	12/6/16	14.01	7.47	8.72	189.2	256.4	19.9	NA
	7/12/17	21.15	7.37	7.80	376.4	276.0	7.20	NA
ASW-BYPASS	12/6/16	13.31	7.79	8.55	176.8	221.8	15.3	NA
	7/12/17	30.85	7.41	7.34	321.9	325.0	9.3	NA

Notes
mg/l - milligrams per liter
µs/cm - microsiemens per centimeter
S.U. - standard units
mV - millivolts
NTU - nephelometric turbidity units
NM - not measured
* Sample labels were switched in field

Prepared by: MCP 12/27/17
Checked by: MR 1/10/17

TABLE 4
Summary of Groundwater Detections

AMC International, Inc.
310 Brookhollow Industrial Boulevard
Dalton, Whitfield County, Georgia
HSI # 10405

	Constituent	1,1,1-TCA	1,1,2-Trichloroethane	1,1-DCA	1,1-DCE	1,2-DCA	Acetone	Chloroethane	Chloroform	cis-1,2-DCE	Methylene Chloride	PCE	trans-1,2-DCE	TCE	Vinyl chloride	1,4-Dioxane
Delineation Criteria (mg/L)		0.2		4	0.007	0.005				0.07		0.005	0.1	0.005	0.002	DL
Type 4 RRS (mg/L)		13		NC	0.52	0.005				0.204		0.098	0.16	0.00524	0.00327	0.01
Sample Location	**Date**															
		Dobbs Area														
DMW-1	12/15/16	0.047	---	0.014	**0.18**	< 0.005	---	---	---	< 0.005	---	< 0.005	< 0.005	< 0.005	< 0.002	< 0.002
	7/11/17	**0.680**	<0.002	0.021	**1.60**	0.0031	<0.100	<0.050	<0.002	< 0.002	<0.005	0.0028	< 0.002	0.0024	< 0.002	**0.0276**
DMW-2	12/1/16	< 0.005	---	< 0.005	< 0.005	< 0.005	---	---	---	< 0.005	---	**0.009**	< 0.005	< 0.005	< 0.002	**0.0056**
	7/11/17	< 0.002	<0.002	< 0.002	< 0.002	< 0.002	<0.100	<0.050	<0.002	< 0.002	<0.005	< 0.002	< 0.002	< 0.002	< 0.002	**0.0067**
DMW-6	12/1/16	0.11	---	0.015	**0.056**	< 0.005	---	---	---	**0.17**	---	**1.4**	< 0.005	**0.18**	**0.031**	**0.041**
	7/11/17	0.026	<0.002	0.013	**0.020**	< 0.002	<0.100	<0.050	<0.002	0.059	<0.005	**0.120**	< 0.002	**0.063**	**0.021**	**0.0121**
DMW-7/DRW-1	11/30/16	**5.3**	---	0.076	**7.3**	**0.035**	---	---	---	< 0.005	---	<0.005	< 0.005	**0.005**	< 0.002	**0.016**
	7/11/17	**11.0**	0.0027	0.095	**18**	**0.120**	<0.100	<0.050	<0.002	0.0026	<0.005	<0.002	<0.002	**0.019**	< 0.002	**0.027**
DMW-9/DRW-3	11/30/16	**5.3**	---	0.33	**15**	**0.063**	---	---	---	0.005	---	**0.009**	< 0.005	**0.013**	**0.011**	**0.087**
	7/11/17	0.077	<0.002	0.0096	**0.200**	<0.002	<0.100	<0.050	<0.002	0.050	<0.005	<0.002	0.0054	0.0035	**0.0059**	**0.0103**
DMW-11	11/30/16	< 0.005	---	< 0.005	< 0.005	< 0.005	---	---	---	< 0.005	---	< 0.005	< 0.005	< 0.005	< 0.002	**0.016 J**
	7/10/17	Not sampled														
OBG-W1	12/7/16	**1.6**	---	0.009	**0.47**	< 0.005	---	---	---	< 0.005	---	< 0.005	< 0.005	< 0.005	< 0.002	< 0.002
	7/10/17	**0.840**	<0.002	0.014	**0.55**	<0.002	<0.100	<0.050	<0.002	<0.002	<0.005	<0.002	<0.002	0.0021	<0.002	< 0.002
OBG-W7	11/30/16	**3.0**	---	0.29	**2.3**	**0.009**	---	---	---	**0.078**	---	**0.066**	0.008	**0.090**	**0.007**	**0.11**
	7/11/17	**0.810**	<0.002	0.068	**0.82**	**0.0062**	<0.100	<0.050	<0.002	0.020	<0.005	**0.0059**	0.0024	**0.014**	< 0.002	**0.0138**
MW-22D	12/7/16	0.11	---	0.012	**0.10**	< 0.005	---	---	---	< 0.005	---	< 0.005	< 0.005	< 0.005	< 0.002	**0.0025**
	7/10/17	0.12	<0.002	0.014	**0.13**	<0.002	<0.100	<0.050	<0.002	<0.002	<0.005	<0.002	<0.002	<0.002	<0.002	<0.002
MW-24	12/7/16	**7.4**	---	2.8	**11**	**0.031**	---	---	---	< 0.005	---	**0.016**	< 0.005	**0.010**	**0.027**	**0.064**
	7/11/17	**12.0**	<0.002	1.3	**23**	**0.140**	<0.100	0.020	<0.002	0.003	0.0068	0.0043	<0.002	**0.020**	**0.011**	**0.0599**
	11/16/17	**11.0**	0.0021	2.0	**26**	**0.095**	<0.100	0.046	<0.002	0.0023	0.0056	**0.720**	<0.002	**0.018**	<0.002	---
		Fire Release Area														
AMW-1	12/2/16	< 0.025	---	< 0.025	< 0.036	< 0.024	---	---	---	< 0.027	---	**75**	< 0.022	< 0.035	< 0.042	< 0.090
	7/13/17	<0.200	<0.200	<0.200	<0.200	<0.200	<10	<0.500	<0.200	**0.340**	<0.500	**160**	<0.200	**0.220**	<0.200	<0.002
	11/16/17	<0.002	<0.002	<0.002	<0.002	<0.002	<0.100	<0.005	0.019	**0.150**	0.0082	**110**	<0.002	**0.061**	<0.002	---
AMW-2	12/8/16	< 0.012	---	< 0.012	< 0.018	< 0.012	---	---	---	0.066 J	---	**11**	< 0.011	< 0.018	< 0.021	< 0.045
	7/13/17	<0.200	<0.200	<0.200	<0.200	<0.200	<10	<0.500	<0.200	<0.200	<0.500	**1.1**	<0.200	<0.200	<0.200	<0.002
AMW-3	11/29/16	Not sampled - Dry														
	7/13/17	<0.200	<0.200	<0.200	<0.200	<0.200	<10	<0.500	<0.200	<0.200	<0.500	**31**	<0.200	**0.20**	<0.200	<0.002
	11/16/17	<0.002	<0.002	<0.002	<0.002	<0.002	<0.100	<0.005	<0.002	0.042	<0.005	**30**	<0.002	**0.045**	<0.002	---
AMW-4	11/29/16	< 0.005	---	< 0.005	< 0.005	< 0.005	---	---	---	< 0.005	---	< 0.005	< 0.005	< 0.005	< 0.002	< 0.002
	7/10/17	Not sampled														
AMW-5	12/1/16	< 0.005	---	< 0.005	< 0.005	< 0.005	---	---	---	< 0.005	---	**0.54**	< 0.005	< 0.005	< 0.002	**0.0029**
	7/12/17	<0.002	<0.002	<0.002	<0.002	<0.002	<0.100	<0.005	<0.002	0.0041	<0.005	**0.79**	<0.002	0.0035	<0.002	**0.0029**
AMW-6	12/1/16	0.008	---	< 0.005	< 0.005	< 0.005	---	---	---	< 0.005	---	**0.70**	< 0.005	**0.007**	< 0.002	< 0.002
	7/13/17	0.0086	<0.002	<0.002	0.004	<0.002	<0.100	<0.005	<0.002	0.0052	<0.005	**0.47**	<0.002	**0.008**	<0.002	<0.002
AMW-7	12/1/16	< 0.005	---	< 0.005	< 0.005	< 0.005	---	---	---	< 0.005	---	**0.13**	< 0.005	< 0.005	< 0.002	**0.014 J**
	7/12/17	<0.002	<0.002	<0.002	<0.002	<0.002	<0.100	<0.005	<0.002	0.004	<0.005	**0.18**	<0.002	<0.002	<0.002	<0.002
AMW-8	12/5/16	< 0.005	---	< 0.005	< 0.005	< 0.005	---	---	---	< 0.005	---	**1.2**	< 0.005	< 0.005	< 0.002	**0.0028**
	7/12/17	<0.002	<0.002	<0.002	<0.002	<0.002	<0.100	<0.005	<0.002	<0.002	<0.005	**0.70**	<0.002	0.0039	<0.002	**0.0026**
AMW-9	12/5/16	< 0.005	---	< 0.005	< 0.005	< 0.005	---	---	---	**2.1**	---	**9.7**	< 0.005	**0.40**	< 0.002	**0.019 J**
	7/14/17	<0.200	<0.200	<0.200	<0.200	<0.200	<10	<0.500	<0.200	**6.6**	<0.500	**50**	<0.200	**2.9**	<0.200	**0.0042**
	11/16/17	0.0083	<0.002	0.0058	**0.016**	<0.002	<0.100	<0.005	<0.0033	**5.2**	0.012	**27**	<0.002	**2.2**	**0.047**	---
AMW-10	12/5/16	< 0.025	---	< 0.025	< 0.036	< 0.024	---	---	---	< 0.027	---	**19**	< 0.022	< 0.035	< 0.042	< 0.090
	7/12/17	<0.002	<0.002	<0.002	<0.002	<0.002	<0.100	<0.005	<0.002	<0.002	<0.005	**0.60**	<0.002	<0.002	<0.002	**0.0027**
AMW-11D	12/5/16	< 0.005	---	< 0.005	< 0.005	< 0.005	---	---	---	< 0.005	---	**0.010**	< 0.005	< 0.005	< 0.002	< 0.002
	7/12/17	<0.002	<0.002	<0.002	<0.002	<0.002	<0.100	<0.005	<0.002	0.003	<0.005	<0.002	<0.002	<0.002	<0.002	<0.002
AMW-12	12/9/16	< 0.012	---	< 0.012	< 0.018	< 0.012	---	---	---	**1.8**	---	**47**	< 0.011	**2.1**	< 0.021	< 0.045
	7/14/17	<0.200	<0.200	<0.200	<0.200	<0.200	<10	<0.500	<0.200	**0.91**	<0.500	**15**	<0.200	**0.80**	<0.200	**0.0060**
AMW-13	12/9/16	< 0.012	---	< 0.012	< 0.018	< 0.012	---	---	---	**0.76**	---	**26**	< 0.011	**0.62**	< 0.021	< 0.045
	7/13/17	<0.200	<0.200	<0.200	<0.200	<0.200	<10	<0.500	<0.200	**0.46**	<0.500	**14**	<0.200	**0.43**	<0.200	<0.002
AMW-14	12/9/16	< 0.005	---	< 0.005	< 0.005	< 0.005	---	---	---	< 0.005	---	**0.13**	< 0.005	< 0.005	< 0.002	< 0.002
	7/13/17	<0.200	<0.200	<0.200	<0.200	<0.200	<10	<0.500	<0.200	**0.23**	<0.500	**1.2**	<0.200	**0.210**	<0.200	<0.002

Notes:
Delineation Criterial equals Type 1 Risk Reduction Standards (RRS)
mg/L = milligrams per liter
DL = Detection Limit
J = Estimated concentration
--- = Constituent not sampled
Bold = Concentratii Concentration above EPD approved Type 4 RRS
Bold and Shaded = Concentration above EPD approved Type 4 RRS
* Sample labels were switched in field

Prepared by: MCP 12/27/17
Checked by: MR 1/10/17

TABLE 4
Summary of Groundwater Detections

AMC International, Inc.
310 Brookhollow Industrial Boulevard
Dalton, Whitfield County, Georgia
HSI # 10405

	Constituent	1,1,1-TCA	1,1,2-Trichloroethane	1,1-DCA	1,1-DCE	1,2-DCA	Acetone	Chloroethane	Chloroform	cis-1,2-DCE	Methylene Chloride	PCE	trans-1,2-DCE	TCE	Vinyl chloride	1,4-Dioxane
Delineation Criteria (mg/L)		0.2		4	0.007	0.005				0.07		0.005	0.1	0.005	0.002	DL
Type 4 RRS (mg/L)		13		NC	0.52	0.005				0.204		0.098	0.16	0.00524	0.00327	0.01
Sample Location	**Date**															
AMW-15	12/1/16	< 0.005	---	< 0.005	< 0.005	< 0.005	---	---	---	0.016	---	**14**	< 0.005	**0.049**	< 0.002	**0.0064**
	7/13/17	<0.200	<0.200	<0.200	<0.200	<0.200	<10	<0.500	<0.200	<0.200	<0.500	**3.8**	<0.200	<0.200	<0.200	<0.002
AMW-16	12/2/16	< 0.005	---	< 0.005	< 0.005	< 0.005	---	---	---	< 0.005	---	**2.8**	< 0.005	**0.012**	< 0.002	< 0.002
	7/13/17	0.0065	<0.002	<0.002	0.0024	<0.002	<0.100	<0.005	<0.002	0.0066	<0.005	**5.8**	<0.002	**0.014**	<0.002	<0.002
AMW-17	12/8/16	0.022	---	< 0.005	< 0.005	< 0.005	---	---	---	< 0.005	---	< 0.005	< 0.005	< 0.005	< 0.002	**0.0075**
	7/13/17	0.026	<0.002	<0.002	0.0062	<0.002	<0.100	<0.005	<0.002	<0.002	<0.005	**0.0096**	<0.002	<0.002	<0.002	**0.0022**
AMW-18	11/29/16	< 0.005	---	< 0.005	< 0.005	< 0.005	---	---	---	< 0.005	---	< 0.005	< 0.005	< 0.005	< 0.002	**0.003**
	7/12/17	<0.002	<0.002	<0.002	<0.002	<0.002	<0.100	<0.005	<0.002	<0.002	<0.005	<0.002	<0.002	<0.002	<0.002	<0.002
AMW-19	11/29/16	< 0.005	---	< 0.005	< 0.005	< 0.005	---	---	---	< 0.005	---	< 0.005	< 0.005	< 0.005	< 0.002	< 0.002
	7/10/17	Not sampled														
AMW-20	12/5/16	< 0.005	---	< 0.005	< 0.005	< 0.005	---	---	---	0.005	---	**0.17**	< 0.005	< 0.005	< 0.002	< 0.002
	7/12/17	<0.020	<0.020	<0.020	<0.020	<0.020	<1.0	<0.050	<0.020	0.039	<0.050	**0.44**	<0.020	**0.024**	<0.020	<0.002
AMW-21	12/9/16	< 0.012	---	< 0.012	< 0.018	< 0.012	---	---	---	**0.37**	---	**13**	< 0.011	**0.22 J**	< 0.021	< 0.045
	7/11/17	<0.200	<0.200	<0.200	<0.200	<0.200	<10	<0.500	<0.200	**0.36**	<0.500	**5.6**	<0.200	**0.27**	<0.200	<0.002
DMW-3	12/6/16	0.093	---	0.013	**0.16**	< 0.005	---	---	---	**0.69**	---	**4.4**	0.009	**0.48**	< 0.002	**0.14**
	7/14/17*	**0.31**	<0.200	<0.200	**0.21**	<0.200	<10	<0.500	<0.200	**0.73**	<0.500	**2.2**	<0.200	**0.34**	<0.200	**0.0811**
DMW-5	12/7/16	0.015	---	0.007	**0.034**	< 0.005	---	---	---	**0.15**	---	**0.57**	0.005	**0.38**	< 0.002	**0.0088**
	7/13/17*	<0.200	<0.200	<0.200	<0.200	<0.200	<10	<0.500	<0.200	**0.25**	<0.500	**0.3**	<0.200	**0.32**	<0.200	**0.003**
DMW-12	12/9/16	< 0.012	---	< 0.012	< 0.018	< 0.012	---	---	---	**0.14 J**	---	**38**	< 0.011	**0.29**	< 0.021	< 0.045
	7/12/17	0.0065	<0.002	<0.002	0.0054	<0.002	<0.100	<0.005	<0.002	**0.13**	<0.005	**17**	<0.002	**0.20**	<0.002	**0.0049**
DMW-13	12/9/16	Not sampled - Well Obstruction														
DMW-14D	12/2/16	< 0.005	---	< 0.005	< 0.005	< 0.005	---	---	---	< 0.005	---	< 0.005	< 0.005	< 0.005	< 0.002	< 0.002
	7/10/17	Not sampled														
DMW-15	12/2/16	< 0.005	---	< 0.005	< 0.005	< 0.005	---	---	---	< 0.005	---	< 0.005	< 0.005	< 0.005	< 0.002	< 0.002
	7/10/17	Not sampled														
ARW-1	12/2/16	< 0.012	---	< 0.012	< 0.018	< 0.012	---	---	---	**0.18 J**	---	**48**	< 0.011	**0.38**	< 0.021	< 0.045
	7/12/17	0.01	<0.200	0.0021	**0.0099**	<0.002	<0.100	<0.005	0.0021	**0.18**	<0.005	**30**	<0.002	**0.33**	<0.002	**0.003**
ARW-2	12/6/16	0.053	---	< 0.005	< 0.005	< 0.005	---	---	---	< 0.005	---	**0.18**	< 0.005	< 0.005	< 0.002	**0.0049**
	7/13/17	0.017	<0.200	<0.002	<0.002	<0.002	0.140	<0.005	<0.002	<0.002	<0.005	0.0046	<0.002	<0.002	<0.002	<0.002
ARW-3	12/8/16	< 0.012	---	< 0.012	< 0.018	< 0.012	---	---	---	**0.50**	---	**15**	< 0.011	**0.28**	< 0.021	< 0.045
	7/11/17	<0.200	<0.200	<0.200	<0.200	<0.200	<10	<0.500	<0.200	**0.40**	<0.500	**6.9**	<0.200	**0.30**	<0.200	<0.002
ARW-4	12/9/16*	< 0.012	---	< 0.012	< 0.018	< 0.012	---	---	---	**0.48**	---	**14**	< 0.011	**0.27**	< 0.021	< 0.045
	7/13/17	<0.200	<0.200	<0.200	<0.200	<0.200	<10	<0.500	<0.200	**1.7**	<0.500	**14**	<0.200	**0.68**	<0.200	**0.0023**
OBG-W2	12/5/16	< 0.005	---	< 0.005	< 0.005	< 0.005	---	---	---	< 0.005	---	< 0.005	< 0.005	< 0.005	< 0.002	< 0.002
	7/10/17	Not sampled														
OBG-W3	12/5/16	0.011	---	< 0.005	0.005 J	< 0.005	---	---	---	0.007	---	**0.13**	< 0.005	< 0.005	< 0.002	**0.0020 J**
	7/12/17	0.013	<0.002	<0.002	0.0055	<0.002	<0.100	<0.005	<0.002	0.005	<0.005	**0.12**	<0.002	0.0048	<0.002	<0.002
OBG-W4	12/2/16	< 0.005	---	< 0.005	< 0.005	< 0.005	---	---	---	< 0.005	---	< 0.005	< 0.005	< 0.005	< 0.002	< 0.002
	7/10/17	Not sampled														
OBG-W5	12/2/16	< 0.005	---	< 0.005	< 0.005	< 0.005	---	---	---	**0.55**	---	**13**	< 0.005	**0.27**	< 0.002	**0.016 J**
	7/11/17	<0.200	<0.200	<0.200	<0.200	<0.200	<10	<0.500	<0.200	**0.54**	<0.500	**11**	<0.200	**0.38**	<0.200	<0.002
OBG-W8	11/29/17	Not sampled - Well Potentially Compromised														
MW-23	12/7/16	0.014	---	< 0.005	**0.016**	< 0.005	---	---	---	**0.096**	---	**0.28**	< 0.005	**0.17**	< 0.002	**0.066**
	7/12/17	0.017	<0.002	0.0031	**0.026**	<0.002	<0.100	<0.005	<0.002	**0.091**	<0.005	**0.19**	0.0033	**0.15**	<0.002	**0.0462**

Notes:
Delineation Criterial equals Type 1 Risk Reduction Standards (RRS)
mg/L = milligrams per liter
DL = Detection Limit
J = Estimated concentration
--- = Constituent not sampled
Bold = Concentrati Concentration above EPD approved Type 4 RRS
Bold and Shaded = Concentration above EPD approved Type 4 RRS
* Sample labels were switched in field

Prepared by: MCP 12/27/17
Checked by: MR 1/10/17

TABLE 5
Summary of Soil Analytical Results
VOCs

AMC Whitfield
310 Brookhollow Road SE
Dalton, Whitfield County, Georgia

WENCK
Responsive partner. Exceptional outcomes.

			Constituent	Acetone	Chloroform	cis-1,2-DCE	Ethylbenzene	m,p-Xylene	Methylene Chloride	o-Xylene	PCE	Toluene	TCE	Vinyl Chloride
			Delineation Criteria (mg/Kg)	400	3.9	7	70	1,000	0.5	1,000	0.5	100	0.5	0.2
Area	**Boring ID**	**Depth (Feet)**	**Date**											
West Area New	HA-57*	1	11/15/2017	**0.141**	<0.005	<0.005	<0.005	<0.005	<0.021	<0.005	<0.005	<0.005	<0.005	<0.0105
West Area New	HA-58*	1	11/15/2017	**0.294**	<0.004	<0.004	<0.004	<0.004	<0.091	<0.004	<0.005	<0.005	<0.005	<0.0095
NW corner New	HA-59	1	11/15/2017	**0.409**	<0.005	<0.005	<0.005	<0.005	<0.005	<0.005	**0.0095**	<0.005	<0.005	<0.0094
Near AMW-2 New	HA-60*	1	11/15/2017	<0.098	<0.005	<0.005	<0.005	<0.005	<0.020	<0.005	**0.0241**	<0.005	<0.005	<0.0098
Near AMW-2 New		16	11/27/2017	<0.083	<0.0042	<0.0042	<0.0042	<0.0042	<0.0083	<0.0042	<0.0042	<0.0042	<0.0042	<0.0083
North Slope New Data	HA-61	2	11/15/2017	**0.191**	<0.004	<0.004	<0.004	<0.004	<0.017	<0.004	**0.0833**	<0.004	<0.004	<0.0083
		17	11/27/2017	<0.110	<0.0053	**0.014**	<0.0053	<0.0053	<0.011	<0.0053	**0.650**	<0.0053	<0.0053	<0.011
Low Area New Data	HA-62	2	11/15/2017	<0.110	<0.005	<0.005	<0.005	<0.005	<0.022	<0.005	**0.083**	<0.005	<0.006	<0.011
		6	11/27/2017	<0.120	<0.0058	<0.0058	<0.0058	<0.0058	<0.012	<0.0058	**74**	<0.0058	<0.0058	<0.012
		18	11/27/2017	<0.098	<0.0049	<0.0049	<0.0049	<0.0049	<0.0098	<0.0049	**4.9**	<0.0049	<0.0049	<0.0098
Low Area New Data	HA-63	1	11/15/2017	**0.532**	<0.005	<0.005	<0.005	<0.005	<0.022	<0.005	**0.096**	<0.005	<0.005	<0.0108
		8	11/28/2017	<0.120	<0.0062	<0.0062	<0.0062	<0.0062	<0.012	<0.0062	**0.340**	<0.0062	<0.0062	<0.012
		10	11/28/2017	<0.110	<0.0055	<0.0055	<0.0055	<0.0055	<0.011	<0.0055	**0.180**	<0.0055	<0.0055	<0.011
		20	11/28/2017	<0.120	<0.006	<0.006	<0.006	<0.006	<0.012	<0.006	**0.049**	<0.006	<0.006	<0.012
Low Area New Data	HA-64	2	11/15/2017	**0.948**	<0.0056	<0.0056	<0.0056	<0.0056	<0.0226	<0.0048	**0.514**	**0.0126**	<0.0056	<0.0113
		16	11/28/2017	<0.120	<0.0061	<0.0061	<0.0061	<0.0061	<0.012	<0.0061	**0.077**	<0.0061	<0.0061	<0.012
		22	11/28/2017	<0.100	<0.0052	<0.0052	<0.0052	<0.0052	<0.010	<0.0052	**0.440**	<0.0052	<0.0052	<0.010
Low Area New Data	HA-65	1	11/15/2017	**0.525**	<0.005	<0.005	<0.005	<0.010	<0.0201	<0.005	**0.0594**	**0.0145**	<0.005	<0.010
		4	11/30/2017	<0.110	<0.0057	**0.034**	<0.0057	<0.0057	<0.011	<0.0057	**7.1**	<0.0057	**0.089**	<0.011
		24	11/30/2017	<0.110	<0.0056	**0.0079**	<0.0056	<0.0056	<0.011	<0.0056	**0.440**	<0.0056	<0.0056	<0.011
Low Area New Data	HA-66	1	11/15/2017	**0.505**	<0.005	<0.005	<0.005	<0.005	<0.020	<0.005	**0.0262**	**0.0093**	<0.005	<0.0099
		18	11/30/2017	<0.120	<0.0059	<0.0059	<0.0059	<0.0059	<0.012	<0.0059	**0.230**	<0.0059	<0.0059	<0.012
Low Area New Data	HA-67	2	11/15/2017	**0.221**	<0.005	<0.005	<0.005	<0.005	<0.020	<0.005	**0.009**	<0.005	<0.005	<0.0098
		16	11/28/2017	<0.110	<0.0057	<0.0057	<0.0057	<0.0057	<0.011	<0.0057	**0.012**	<0.0057	<0.0057	<0.011
		22	11/28/2017	<0.110	<0.0055	<0.0055	<0.0055	<0.0055	<0.011	<0.0055	**0.023**	<0.0055	<0.0055	<0.011
Near VER-1 New Data	HA-68	1	11/15/2017	**0.341**	<0.005	<0.005	<0.005	<0.005	<0.019	<0.005	**0.0373**	<0.005	<0.005	<0.0093
		10	11/27/2017	<0.098	<0.0049	**0.0083**	<0.0049	<0.0049	<0.0098	<0.0049	**7.1**	<0.0049	**0.018**	<0.0098
		16	11/27/2017	**0.300**	<0.0053	<0.0053	<0.0053	<0.0053	<0.011	<0.0053	**20**	<0.0053	<0.0053	<0.011
		18	11/27/2017	**0.440**	<0.0061	<0.0061	<0.0061	<0.0061	<0.012	<0.0061	**3.2**	<0.0061	<0.0061	<0.012
Near AMW-1 New Data	HA-69	1	11/15/2017	**0.854**	<0.0048	<0.0048	<0.0048	<0.0048	<0.0193	<0.0048	**0.0901**	**0.0255**	<0.0048	<0.0096
		16	11/27/2017	<0.087	<0.0044	<0.0044	<0.0044	<0.0044	<0.0087	<0.0044	**0.0045**	<0.0044	<0.0044	<0.0087
		21	11/27/2017	<0.130	<0.0065	<0.0065	<0.0065	<0.0065	<0.013	<0.0065	**0.310**	<0.0065	<0.0065	<0.013

Notes
Depth/interval of soil sample is listed after sample name as "-1"
Delineation Criteria equals Type 1 Risk Reduction Standard
mg/Kg - milligrams per kilogram
BOLD - detected concentration
Shaded - Exceedance of Delineation Criteria
* marked with Spray paint for location

Prepared by: MCP 12/27/17
Checked by: MR 1/10/17

TABLE 5
Summary of Soil Analytical Results
VOCs

AMC Whitfield
310 Brookhollow Road SE
Dalton, Whitfield County, Georgia

Area	Boring ID	Depth (Feet)	Date	Acetone	Chloroform	cis-1,2-DCE	Ethylbenzene	m,p-Xylene	Methylene chloride	o-Xylene	PCE	Toluene	TCE	Vinyl chloride
			Constituent	**Acetone**	**Chloroform**	**cis-1,2-DCE**	**Ethylbenzene**	**m,p-Xylene**	**Methylene chloride**	**o-Xylene**	**PCE**	**Toluene**	**TCE**	**Vinyl chloride**
			Delineation Criteria (mg/Kg)	400	3.9	7	70	1,000	0.5	1,000	0.5	100	0.5	0.2
East Woods - New Data	HA-70	1	11/15/2017	**0.449**	<0.006	<0.006	<0.006	<0.006	<0.024	<0.006	<0.006	<0.006	<0.006	<0.0121
		14	11/30/2017	<0.100	<0.0052	<0.0052	<0.0052	<0.0052	<0.010	<0.0052	<0.0052	<0.0052	<0.0052	<0.010
East Building New Data	HA-71	2	11/16/2017	**0.268**	<0.006	<0.006	<0.006	<0.006	<0.022	<0.006	**0.0062**	<0.006	<0.006	<0.0115
		8	12/1/2017	<5.7	<0.280	0.450	<0.280	<0.280	<0.570	<0.280	**0.150**	<0.280	<0.280	<0.570
		24	12/1/2017	<0.110	<0.0057	**0.035**	<0.0057	<0.0057	**0.034**	<0.0057	**0.065**	<0.0057	<0.0057	<0.011
Near Tank Farm - New Dat	HA-72	2	11/16/2017	**0.489**	<0.006	<0.006	<0.006	<0.006	**0.045**	<0.006	**1.6**	**0.0054**	<0.005	<0.0101
		16	12/1/2017	<0.120	<0.0061	**0.080**	<0.0061	<0.0061	<0.012	<0.0061	**0.036**	<0.0061	<0.0061	<0.012
Near hose at Tanks New	HA-73*	2	11/16/2017	**0.532**	<0.006	<0.006	<0.006	<0.006	<0.024	<0.006	**1.85**	<0.006	**0.019**	<0.0121
		16	12/1/2017	**0.250**	<0.0056	**0.064**	<0.0056	<0.0056	**0.100**	<0.0056	**0.070**	<0.0056	<0.0056	<0.011
		22	12/1/2017	**0.740**	<0.260	<0.260	<0.260	<0.260	**0.120**	<0.260	**0.250**	<0.260	<0.260	<0.520
Near hose at Tanks New	HA-74*	1	11/16/2017	**0.121**	<0.004	**0.0046**	<0.004	<0.008	<0.016	<0.004	**2.73**	<0.004	**0.0265**	<0.008
		6	11/30/2017	<11	<0.550	**0.240**	**1.7**	**1.0**	<1.1	**0.710**	**1,200**	**0.450**	**1.2**	<1.1
		16	11/30/2017	<0.110	<0.0054	**0.130**	<0.0054	<0.0054	**4.5**	<0.0054	**2.3**	<0.0054	**0.013**	<0.011
		22	11/30/2017	<0.110	<0.0054	**0.110**	<0.0054	<0.0054	**0.980**	<0.0054	**2.2**	<0.0054	**0.011**	<0.011
Near AMW-12 New Data	HA-75*	2	11/16/2017	<0.165	<0.0082	<0.0082	<0.0082	<0.0165	<0.033	<0.0082	<0.0082	<0.0082	<0.0082	<0.0165
Near AMW-12 New Data	HA-76	1	11/16/2017	**0.17**	<0.006	<0.006	<0.006	<0.006	<0.023	<0.006	<0.006	<0.006	<0.006	<0.0114
		20	11/30/2017	<0.100	<0.0051	<0.0051	<0.0051	<0.0051	<0.0051	<0.0051	<0.0051	<0.0051	<0.0051	<0.010
		24	11/30/2017	<0.100	<0.0052	<0.0052	<0.0052	<0.0052	<0.010	<0.0052	**0.0074**	<0.0052	<0.0052	<0.010
Low Area New Data	HA-77	8	11/30/2017	<11	<0.560	<0.560	<0.560	<0.560	<1.1	<0.560	**270**	<0.560	<0.560	<1.1
		10	11/30/2017	**0.860**	**0.020**	<0.0053	<0.0053	<0.0053	<0.011	<0.0053	**0.020**	<0.0053	<0.0053	<0.011
		14	11/30/2017	<0.110	<0.0055	<0.0055	<0.0055	<0.0055	<0.011	<0.0055	**25**	<0.0055	<0.0055	<0.011
Low Area New Data	HA-78	10	11/30/2017	<10	<0.520	<0.520	<0.520	<0.520	<1.0	<0.520	**21**	<0.520	<0.520	<1.0
		18	11/30/2017	<0.110	<0.0054	**0.0061**	<0.0054	<0.0054	<0.011	<0.0054	**0.065**	<0.0054	<0.0054	<0.011
Near AMW-1 New Data	HA-79	8	11/30/2017	<0.120	<0.0058	<0.0058	<0.0058	<0.0058	<0.012	<0.0058	**0.012**	<0.0058	<0.0058	<0.012
		24	11/30/2017	<0.110	<0.0053	<0.0053	<0.0053	<0.0053	<0.011	<0.0053	**0.013**	<0.0053	<0.0053	<0.011

Notes
Depth/interval of soil sample is listed after sample name as "-1"
Delineation Criteria equals Type 1 Risk Reduction Standard
mg/Kg - milligrams per kilogram
BOLD - detected concentration
Shaded - Exceedance of Delineation Criteria
* marked with Spray paint for location

Prepared by: MCP 12/27/17
Checked by: MR 1/10/17

TABLE 6
Summary of Porewater Detections
VOCs

AMC Whitfield
310 Brookhollow Road SE
Dalton, Whitfield County, Georgia

	Constituent	1,1-DCE	cis-1,2-DCE	trans-1,2-DCE	PCE	1,1,1-TCA	TCE	Vinyl Chloride
	ISWQS (mg/L)	7.1	NA	NA	0.0033	NA	0.03	0.0024
Sample ID	Date							
SDS-1	12/8/2017	<0.0020	<0.0020	<0.0020	<0.0020	<0.0020	<0.0020	<0.0020
SDS-2	12/8/2017	<0.0020	**0.150**	<0.0020	<0.0020	<0.0020	**0.0036**	**0.0060**
SDS-3	12/8/2017	<0.0020	**0.0034**	<0.0020	<0.0020	<0.0020	<0.0020	<0.0020
SDS-4	12/8/2017	**0.0029**	**0.054**	<0.0020	**0.710**	**0.0049**	**0.022**	<0.0020
SDS-5	12/8/2017	**0.0049**	**0.620**	**0.0034**	**0.490**	<0.0020	**0.360**	**0.024**
SDS-6	12/8/2017	**0.0042**	**1.8**	**0.011**	**0.029**	<0.0020	**0.140**	**0.310**
SDS-7	12/8/2017	<0.0020	**0.083**	<0.0020	**0.0027**	<0.0020	**0.0086**	**0.0045**
SDS-8	12/8/2017	<0.0020	**0.360**	**0.002**	**0.013**	<0.0020	**0.065**	**0.100**
SDS-9	12/8/2017	<0.0020	**0.0046**	<0.0020	**0.0035**	<0.0020	<0.0020	<0.0020
SDS-10	12/8/2017	<0.0020	<0.0020	<0.0020	<0.0020	<0.0020	<0.0020	<0.0020
SDS-11	12/8/2017	<0.0020	**0.0039**	<0.0020	<0.0020	<0.0020	<0.0020	<0.0020
SDS-12	12/8/2017	<0.0020	<0.0020	<0.0020	<0.0020	<0.0020	<0.0020	<0.0020

Notes
ISWQS - GA EPD Instream Water Quality Standards (391-3-6)
mg/L - Milligrams per liter
BOLD - detected concentration
Shaded - Exceedance of ISWQS
NC - Not calculated (not detected in either round of sampling or only one round of data)
NA - Not applicable/not analyzed for

Prepared by: MCP 12/27/17
Checked by: MR 1/10/17

TABLE 7
Summary of Surface Water Detections

AMC International, Inc.
310 Brookhollow Industrial Boulevard
Dalton, Whitfield County, Georgia
HSI # 10405

	Constituents	**cis-1,2-DCE**	**PCE**	**TCE**	**Vinyl Chloride**	**1,4-Dioxane**
	ISWQS (mg/L)	NA	0.0033	0.03	0.0024	NA
Sample Location	**Date**					
ASW-1 UPSTREAM	12/6/16	< 0.005	< 0.005	< 0.005	< 0.002	NA
ASW-1 UPSTREAM	7/12/17	0.0032	<0.002	0.0028	<0.002	0.0067
ASW-1	12/6/16	0.024	**0.19**	0.012	0.002	NA
ASW-1	7/12/17	0.074	**0.29**	**0.031**	**0.0042**	0.0047
ASW-2	12/6/16	0.009	**0.039**	<0.005	<0.002	NA
ASW-2	7/12/17	0.0045	**0.017**	0.0028	<0.002	<0.002
ASW-BYPASS	12/6/16	< 0.005	**0.006**	< 0.005	< 0.002	NA
ASW-BYPASS	7/12/17	<0.002	<0.002	<0.002	<0.002	<0.002

Notes:
ISWQS - GA EPD Instream Water Quality Standards (391-3-6)
mg/L - milligrams per liter
Bold - Concentration greater than ISWQS
NA - not applicable/not analyzed for

Prepared by: CJA 7/31/17
Checked by: KTR

TABLE 8: PROJECTED MILESTONE SCHEDULE

Date	**Activity**
August 8, 2013	VRP Application Approved
February 14, 2014	First VIRP Progress Report
August 12, 2014	Second VIRP Progress Report
February 18, 2015	Third VIRP Progress Report
August 31, 2015	Fourth VIRP Progress Report
December 2015	Well Abandonment/Re-Installation — Dobbs Area Begin MNA Pilot Test - Dobbs Area Site Wide Semi-Annual Sampling Event
January 2016	Prepare Site for ISCO Injection Corrective Action
February 2016	Implement ISCO Injection Program — Fire Release Area Fifth VIRP Progress Report
March 2016	First MNA Quarterly Sampling Event — Dobbs Area First Post-ISCO Monthly Sampling Event — Fire Release Area
April 2016	Second Post-ISCO Monthly Sampling Event — Fire Release
May 2016	Third Post-ISCO Monthly Sampling Event — Fire Release Area
June 2016	Fourth Post-ISCO Monthly Sampling Event — Fire Release Second MNA Quarterly Sampling Event — Dobbs Area Site Wide Semi-Annual Sampling Event
July 2016	Fifth Post ISCO Monthly Sampling Event— Fire Release Area
August 2016	Sixth Post-ISCO Monthly Sampling Event — Fire Release Area Sixth VIRP Progress Report
September 2016	Third MNA Quarterly Sampling Event — Dobbs Area
December 2016	Fourth MNA Quarterly Sampling Event — Dobbs Area Semi-Annual Sampling Event
March 2017	Seventh VIRP Progress Report Well Abandonment - OBG-W8 Well Abandonment and Replacement — DMW-13

April 2017	Second ISCO Injection Event — Fire Release Area
June 2017	Site Wide Semi-Annual Sampling Event
September 2017	Eighth VIRP Progress Report
November 2017	Submit Remediation Plan
December 2017	Site-Wide Semi-Annual Sampling Event
TBD	Implement Corrective Action
February 2018	Ninth VIRP Progress Report
March 2018	Pilot test Injections for Dobbs and Fire Release Areas
April 2018	Full Scale BAM Injection in Fire Release Area
May/June 2018	Limited post-injection Sampling Event
June 2018	Site-Wide Semi-Annual Sampling Event
August 2018	Compliance Status Report

Appendix A

Groundwater Sampling Logs

WENCK ASSOCIATES

Responsive partner. Exceptional outcomes.

GROUNDWATER SAMPLING LOG

Project: Dalton, GA		Project Number: 6506	
Location: Dalton, GA		Well ID: AMW-9	
Date: 11/16/17	Start Time at Well: 9:00		End Time at Well: 11:30
Sampler: SEF	Weather: Clear 50's-60's		Comments:

WELL CHARACTERISTICS

Well Diameter (in): 2	Well Screen Depth Interval: 37 (ft) to 47 (ft)		Initial Depth to Water (ft): 38.82
Total Well Depth (ft): 47.84	Well Capacity (gallons per foot): 0.163	1 Well Volume (gallons): 1.47	3 Well Vol. (gal): 4.41
			Total Vol. Purged (gal): 7L

Well capacity (gallons per foot): **0.75"** = 0.02; **1"** = 0.04; **2"** = 0.16; **3"** = 0.37; **4"** = 0.65; **5"** = 1.02; **6"** = 1.47; **12"** = 5.88

PURGING DATA

Initial Depth of Tubing (ft): 43	Final Depth of Tubing (ft): 43	Total Purge Time: 75 min	Purge Equipment (circle one): Bailer Bladder Pump Electric Submersible Pump Peristaltic Pump Other (specify)____
Initial Purge Rate (gpm): 0.5L/m	Final Purge Rate (gpm): 0.5L/m	Purge Method (circle one): Low Flow-Low Stress Micro-purge	Meter(s) used (circle one): YSI 556 Lamotte 2020 Horiba U53 65?

9:35

Reading Time	Total Volume Purged (gal)	Depth to Water (ft)	Temperature (°C)	Ph SU	Conductivity (µS/cm)	Dissolved Oxygen (mg/L)	Turbidity (NTUs)	Color/ Odor	ORP (mV)
9:40	0.5 L	39.42	16.69	7.47	0.680	3.66	84.7	brn/no	195.6
9:45	1.0L	39.80	16.76	6.91	0.597	2.56	67.8	slt brn/no	245.1
9:50	1.5L	39.92	16.45	6.86	0.590	2.41	62.2	" "	218.4
9:55	2.0L	40.14	16.35	6.82	0.581	2.47	45.1	clr/no	205.6
10:00	2.5L	40.31	16.34	6.78	0.580	2.48	38.3	clr/no	202.2
10:05	3.0L	40.40	16.36	6.78	0.581	2.45	31.8	" "	206.4
10:10	3.5L	40.49	16.38	6.78	0.582	2.40	28.4	" "	217.6
10:15	4.0L	40.61	16.42	6.78	0.582	2.40	18.6	" "	221.3
10:20	4.5L	40.78	16.53	6.79	0.585	2.41	17.3	" "	257.9
10:25	5.0L	41.0	16.66	6.80	0.586	2.38	13.1	" "	254.6
10:30	5.5L	41.12	16.63	6.80	0.584	2.37	11.8	" "	242.7

Stabilization: Temperature - ± 0.1°; **pH** - ± 0.1; **Conductivity** - ± 5%; **Dissolved Oxygen** - ± 0.2 mg/L (or 10% saturation); **Turbidity** - ≤ 10 NTUs (or stable)

SAMPLING

Sampled by (print): SEF	Collection Method (circle one): Bailer Straw method Vacuum Jug Other	Time Sampling Initiated: 10:50	Time Sampling Completed: 10:55

Sample ID	Sample Time	Number of Containers	Volume	Preservative	Analysis/ EPA Method	Sample Type (G - Grab, C - Composite, Other (specify))
AMW-9	10:50	3	40mL	HCL	VOC	G

Notes:
Moderate - slight organic vapor odor in air discharging from building. Water turbid @ start but gradually became clear.

WENCK ASSOCIATES

Responsive partner. Exceptional outcomes.

GROUNDWATER SAMPLING LOG

Project:	Project Number:	
Location:	Well ID: AMW-9	
Date:	Start Time at Well:	End Time at Well:
Sampler:	Weather:	Comments:

WELL CHARACTERISTICS

Well Diameter (in):	Well Screen Depth Interval: _____ (ft) to _____ (ft)		Initial Depth to Water (ft): ~~29.87~~
Total Well Depth (ft): ~~34.15~~	Well Capacity (gallons per foot):	1 Well Volume (gallons):	3 Well Vol. (gal):
			Total Vol. Purged (gal):

Well capacity (gallons per foot): **0.75"** = 0.02; **1"** = 0.04; **2"** = 0.16; **3"** = 0.37; **4"** = 0.65; **5"** = 1.02; **6"** = 1.47; **12"** = 5.88

PURGING DATA

Initial Depth of Tubing (ft): ~~37~~	Final Depth of Tubing (ft):	Total Purge Time:	Purge Equipment (circle one): Bailer Bladder Pump Electric Submersible Pump Peristaltic Pump Other (specify)_____
Initial Purge Rate (gpm):	Final Purge Rate (gpm):	Purge Method (circle one): Low Flow-Low Stress Micro-purge	Meter(s) used (circle one): YSI 556 Lamotte 2020 Horiba U53

Reading Time	Total Volume Purged (gal)	Depth to Water (ft)	Temperature (°C)	Ph SU	Conductivity (µS/cm)	Dissolved Oxygen (mg/L)	Turbidity (NTUs)	Color/ Odor	ORP (mV)
10:35	6.0L	41.20	16.65	6.80	0.584	2.39	9.8	clr/no	232.0
10:40	6.5L	41.33	16.66	6.80	0.584	2.36	9.8	" "	224.2
10:45	7.0L	41.44	16.62	6.80	0.584	2.36	9.7	" "	217.0
10:50	S	a	m	p	l	e			

Stabilization: Temperature - ± 0.1°; **pH** - ± 0.1; **Conductivity** - ± 5%; **Dissolved Oxygen** - ± 0.2 mg/L (or 10% saturation); **Turbidity** - ≤ 10 NTUs (or stable)

SAMPLING

Sampled by (print):		Collection Method (circle one): Bailer Straw method Vacuum Jug Other			Time Sampling Initiated:	Time Sampling Completed:
Sample ID	Sample Time	Number of Containers	Volume	Preservative	Analysis/ EPA Method	Sample Type (G - Grab, C - Composite, Other (specify))

Notes:

WENCK ASSOCIATES

Responsive partner. Exceptional outcomes.

GROUNDWATER SAMPLING LOG

Project: AMC Dalton	Project Number: 6506	
Location: Dalton, GA	Well ID: AMW-3	
Date: 11/16/17	Start Time at Well: 12:15	End Time at Well: 14:40
Sampler: SEF	Weather: Sunny 60's	Comments:

WELL CHARACTERISTICS

Well Diameter (in): 2	Well Screen Depth Interval: 20 (ft) to 30 (ft)		Initial Depth to Water (ft): 29.87
Total Well Depth (ft): 34.15	Well Capacity (gallons per foot): 0.163	1 Well Volume (gallons): 0.69	3 Well Vol. (gal): 2.07
			Total Vol. Purged (gal): 8L

Well capacity (gallons per foot): **0.75"** = 0.02; **1"** = 0.04; **2"** = 0.16; **3"** = 0.37; **4"** = 0.65; **5"** = 1.02; **6"** = 1.47; **12"** = 5.88

PURGING DATA

Initial Depth of Tubing (ft): 32	Final Depth of Tubing (ft): 32	Total Purge Time: 90 min	Purge Equipment (circle one): Bailer Bladder Pump Electric Submersible Pump Peristaltic Pump Other (specify)_____
Initial Purge Rate (gpm): 0.1L/m	Final Purge Rate (gpm): 0.1L/m	Purge Method (circle one): Low Flow-Low Stress Micro-purge	Meter(s) used (circle one): YSI 556 650 Lamotte 2020 Horiba U53

Reading Time	Total Volume Purged (gal)	Depth to Water (ft)	Temperature (°C)	Ph SU	Conductivity (µS/cm)	Dissolved Oxygen (mg/L)	Turbidity (NTUs)	Color/ Odor	ORP (mV)
12:40									
12:45	0.5L	29.92	17.49	5.81	0.495	6.65	179	tan/no	269.5
12:50	1.0L	29.96	17.39	5.34	0.503	6.20	171	" "	270.6
12:55	1.5L	29.99	17.29	5.10	0.509	6.08	101	" "	283.0
1:05	2.5L	30.02	17.31	4.77	0.536	6.05	58.4	" "	297.6
13:15	3.5L	30.02	17.36	4.59	0.549	6.01	~~Slt tan/no~~ 32.9	Slt brn tint/no	309.6
13:25	4.5L	30.03	17.65	4.49	0.563	6.04	18.3	clr/no	308.3
13:35	5.5L	30.03	18.07	4.40	0.574	6.05	18.2	" "	306.3
13:40	6.0L	30.03	18.55	4.36	0.583	6.04	14.2	" "	303.7
13:45	6.5L	30.03	18.87	4.35	0.589	6.02	14.5	" "	304.1
13:50	7.0L	30.03	19.06	4.34	0.593	6.01	14.9	" "	306.5
13:55	7.5L	30.03	19.14	4.31	0.596	5.99	15.4	" "	305.9

Stabilization: Temperature - ± 0.1°; pH - ± 0.1; Conductivity - ± 5%; Dissolved Oxygen - ± 0.2 mg/L (or 10% saturation); Turbidity - ≤ 10 NTUs (or stable)

SAMPLING

Sampled by (print):	Collection Method (circle one): Bailer Straw method Vacuum Jug Other	Time Sampling Initiated: 14:05	Time Sampling Completed: 14:10

Sample ID	Sample Time	Number of Containers	Volume	Preservative	Analysis/ EPA Method	Sample Type (G - Grab, C - Composite, Other (specify))
AMW-3	14:05	3	40ml	HCL	VOC	G

Notes:
Water is extremely turbid. Switch to 10 min interval b/w readings at 12:55. Resumed 5 min intervals b/w readings @ 13:35.

WENCK ASSOCIATES

Responsive partner. Exceptional outcomes.

GROUNDWATER SAMPLING LOG

Project:	Project Number:	
Location:	Well ID: AMW-3	
Date:	Start Time at Well:	End Time at Well:
Sampler:	Weather:	Comments:

WELL CHARACTERISTICS

Well Diameter (in):	Well Screen Depth Interval: _____ (ft) to _____ (ft)		Initial Depth to Water (ft):
Total Well Depth (ft):	Well Capacity (gallons per foot):	1 Well Volume (gallons):	3 Well Vol. (gal):
			Total Vol. Purged (gal):

Well capacity (gallons per foot): **0.75"** = 0.02; **1"** = 0.04; **2"** = 0.16; **3"** = 0.37; **4"** = 0.65; **5"** = 1.02; **6"** = 1.47; **12"** = 5.88

PURGING DATA

Initial Depth of Tubing (ft):	Final Depth of Tubing (ft):	Total Purge Time:	Purge Equipment (circle one): Bailer Bladder Pump Electric Submersible Pump Peristaltic Pump Other (specify)_____
Initial Purge Rate (gpm):	Final Purge Rate (gpm):	Purge Method (circle one): Low Flow-Low Stress Micro-purge	Meter(s) used (circle one): YSI 556 Lamotte 2020 Horiba U53

Reading Time	Total Volume Purged (gal)	Depth to Water (ft)	Temperature (°C)	Ph SU	Conductivity (µS/cm)	Dissolved Oxygen (mg/L)	Turbidity (NTUs)	Color/ Odor	ORP (mV)
14:00	8.0L	30.03	18.78	4.27	0.596	5.95	15.6	clr/no	306.7
14:05	S	a	m	p	l	e			

Stabilization: Temperature - ± 0.1°; **pH** - ± 0.1; **Conductivity** - ± 5%; **Dissolved Oxygen** - ± 0.2 mg/L (or 10% saturation); **Turbidity** - ≤ 10 NTUs (or stable)

SAMPLING

Sampled by (print):	Collection Method (circle one): Bailer Straw method Vacuum Jug Other	Time Sampling Initiated:	Time Sampling Completed:

Sample ID	Sample Time	Number of Containers	Volume	Preservative	Analysis/ EPA Method	Sample Type (G - Grab, C - Composite, Other (specify))

Notes:

WENCK ASSOCIATES

Responsive partner. Exceptional outcomes.

GROUNDWATER SAMPLING LOG

Project: ANC Whitfield	Project Number: 65066	
Location: Dalton, GA	Well ID: AMW-1	
Date: 11/16/17	Start Time at Well: 14:30	End Time at Well: 16:35
Sampler: SEF	Weather: Sunny 60's-50's	Comments:

WELL CHARACTERISTICS

Well Diameter (in): 2	Well Screen Depth Interval: 14.75 (ft) to 24.75 (ft)		Initial Depth to Water (ft): 21.94
Total Well Depth (ft): 28.92	Well Capacity (gallons per foot): 0.163	1 Well Volume (gallons): 1.13	3 Well Vol. (gal): 3.39
			Total Vol. Purged (gal): 4.5L

Well capacity (gallons per foot): **0.75"** = 0.02; **1"** = 0.04; **2"** = 0.16; **3"** = 0.37; **4"** = 0.65; **5"** = 1.02; **6"** = 1.47; **12"** = 5.88

PURGING DATA

Initial Depth of Tubing (ft): 25	Final Depth of Tubing (ft): 25	Total Purge Time: 68 min	Purge Equipment (circle one): Bailer Bladder Pump Electric Submersible Pump Peristaltic Pump Other (specify)_____
Initial Purge Rate (gpm): 0.1L/m	Final Purge Rate (gpm): 0.1L/m	Purge Method (circle one): Low Flow-Low Stress Micro-purge	Meter(s) used (circle one): YSI 556 Lamotte 2020 Horiba U53 650

Reading Time	Total Volume Purged (gal)	Depth to Water (ft)	Temperature (°C)	Ph SU	Conductivity (µS/cm)	Dissolved Oxygen (mg/L)	Turbidity (NTUs)	Color/ Odor	ORP (mV)
14:58									
15:03	0.5L	22.42	17.23	5.12	0.054	7.01	45.2	clr/no	231.9
15:08	1.0L	22.60	17.02	5.06	0.053	6.65	64.9	slt tur/no	241.1
* 15:13	1.5L	22.69	16.92	5.03	0.054	6.50	68.9	" "	247.7
15:30	2.0L	22.83	16.73	5.03	0.053	6.47	37.1	" "	254.7
15:35	2.5L	22.85	16.66	5.03	0.053	6.44	28.9	" "	256.5
15:40	3.0L	22.87	16.62	5.04	0.053	6.43	23.5	" "	261.6
15:50	4.0L	22.87	16.46	5.03	0.053	6.40	20.7	" "	268.0
15:55	4.5L	22.85	16.35	5.03	0.053	6.40	17.8	" "	268.0
16:00	S	a	M	P	L	E			

Stabilization: Temperature - ± 0.1°; **pH** - ± 0.1; **Conductivity** - ± 5%; **Dissolved Oxygen** - ± 0.2 mg/L (or 10% saturation); **Turbidity** - ≤ 10 NTUs (or stable)

SAMPLING

Sampled by (print):	Collection Method (circle one): Bailer Straw method Vacuum Jug Other	Time Sampling Initiated: 16:00	Time Sampling Completed: 16:05

Sample ID	Sample Time	Number of Containers	Volume	Preservative	Analysis/ EPA Method	Sample Type (G - Grab, C - Composite, Other (specify))
AMW-1	16:00	3	40mL	HCL	VOC	G

Notes:
*15:13 Calibrated Hach turbidity meter to see if elevated turbidity is a mis-reading. Stop purge from 15:15 to 15:30.
10 min intervals b/w readings at 15:40

WENCK ASSOCIATES

Responsive partner. Exceptional outcomes.

GROUNDWATER SAMPLING LOG

Project: AM@Whitfield	Project Number: 65066	
Location: Dalton, GA	Well ID: MW-24	
Date: 11/16/17	Start Time at Well: 16:45	End Time at Well: 18:30
Sampler: SEF	Weather: Sunny 50's	Comments:

WELL CHARACTERISTICS

Well Diameter (in): 2	Well Screen Depth Interval: 49 (ft) to 59 (ft)		Initial Depth to Water (ft): 40.98
Total Well Depth (ft): 61.60	Well Capacity (gallons per foot): 0.163	1 Well Volume (gallons): 3.36	3 Well Vol. (gal): 10.08
			Total Vol. Purged (gal): 3.5 L

Well capacity (gallons per foot): **0.75"** = 0.02; **1"** = 0.04; **2"** = 0.16; **3"** = 0.37; **4"** = 0.65; **5"** = 1.02; **6"** = 1.47; **12"** = 5.88

PURGING DATA

Initial Depth of Tubing (ft): 55	Final Depth of Tubing (ft): 55	Total Purge Time: 45 min	Purge Equipment (circle one): Bailer (Bladder Pump) Electric Submersible Pump Peristaltic Pump Other (specify)_____
Initial Purge Rate (gpm): 0.1 L/m	Final Purge Rate (gpm): 0.1 L/m	Purge Method (circle one): Low Flow-Low Stress Micro-purge	Meter(s) used (circle one): (YSI 556) Lamotte 2020 Horiba U53

17:15

Reading Time	Total Volume Purged (gal)	Depth to Water (ft)	Temperature (°C)	Ph SU	Conductivity (µS/cm)	Dissolved Oxygen (mg/L)	Turbidity (NTUs)	Color/ Odor	ORP (mV)
17:20	0.5L	42.17	16.01	6.00	0.732	2.48	6.47	clear/yes	144.3
17:25	1.0L	42.52	16.14	6.12	0.782	1.40	4.64	clr/yes	87.3
17:30	1.5L	42.75	16.16	6.25	0.786	1.05	4.32	" "	36.3
17:35	2.0L	43.13	16.20	6.29	0.780	0.91	4.63	" "	22.6
17:40	2.5L	43.40	16.18	6.31	0.779	0.98	3.67	" "	9.2
17:45	3.0L	43.57	16.18	6.33	0.779	0.92	2.75	" "	-1.0
17:50	3.5L	43.68	16.17	6.39	0.779	0.92	2.87	" "	-8.2
17:55	S	a	m	p	l	e			

Stabilization: Temperature - ± 0.1°; **pH** - ± 0.1; **Conductivity** - ± 5%; **Dissolved Oxygen** - ± 0.2 mg/L (or 10% saturation); **Turbidity** - ≤ 10 NTUs (or stable)

SAMPLING

Sampled by (print):	Collection Method (circle one): Bailer (Straw method) Vacuum Jug Other	Time Sampling Initiated: 17:55	Time Sampling Completed: 18:00

Sample ID	Sample Time	Number of Containers	Volume	Preservative	Analysis/ EPA Method	Sample Type (G - Grab, C - Composite, Other (specify))
MW-24	17:55	3	40mL	HCL	VOC	G

Notes:
Water has moderate odor.

Appendix B

Boring Logs

WENCK

Responsive partner. Exceptional outcomes.

LOG OF BORING HA-60

AMC Whitfield
Brookhollow Ind. Blvd.
Project # 6506

Date Started	: 11/27/17	Drilling Contractor	: GeoLab
Date Completed	: 11/27/17	Logged By	: MCP
Hole Diameter	: 4 inch		
Drilling Method	: DPT		
Sampling Method	: HSA		

Depth in Feet	Approx Surf Elev	USCS	GRAPHIC	DESCRIPTION	PID (PPM)	Soil Analytica Collected
0		ML		Red-brown, fine, soft, dry, SILT, some clay	1.7 1.2 1.2	
5						
		PWR		Brown-black, dry, PARTIALLY WEATHERED ROCK	2.8	
10		ML		Red-brown, fine, soft, dry, SILT, some clay	2.8 2.8	
		PWR		Brown-black, dry, PARTIALLY WEATHERED ROCK	1.4	
15				Refusal @ 16' EOB	2.8	16'
20						

12-29-2017 \\atlanta-dc1\atlanta\Technical\6506 AMC Whitfield Holdings\Soil Investigation\Boring Logs\HA-60.bor

WENCK

Responsive partner. Exceptional outcomes.

LOG OF BORING HA-61

AMC Whitfield
Brookhollow Ind. Blvd.
Project # 6506

Date Started	: 11/27/17	Drilling Contractor	: GeoLab
Date Completed	: 11/27/17	Logged By	: MCP
Hole Diameter	: 4 inch		
Drilling Method	: DPT		
Sampling Method	: HSA		

Depth in Feet	Approx Surf Elev	USCS	GRAPHIC	DESCRIPTION	PID (PPM)	Soil Analytica Collected
0		ML		Red-brown, fine, soft, dry, SILT, some clay	31.9	
5					19.1	
		PWR		Brown-black, dry, PARTIALLY WEATHERED ROCK	40.2	
		ML		Red-brown, fine, soft, dry, SILT, some clay	23.1	
10					69.2	
		PWR		Brown-black, dry, PARTIALLY WEATHERED ROCK	168.4	
15					204.9	17'
				Refusal @ 18' EOB		
20						

12-29-2017 \\atlanta-dc1\atlanta\Technical\6506 AMC Whitfield Holdings\Soil Investigation\Boring Logs\HA-61.bo

WENCK

Responsive partner. Exceptional outcomes.

LOG OF BORING HA-62

AMC Whitfield
Brookhollow Ind. Blvd.
Project # 6506

Date Started	: 11/27/17	Drilling Contractor	: GeoLab
Date Completed	: 11/27/17	Logged By	: MCP
Hole Diameter	: 4 inch		
Drilling Method	: DPT		
Sampling Method	: Macro-core		

Depth in Feet	Approx Surf Elev	USCS	GRAPHIC	DESCRIPTION	PID (PPM)	Soil Analytica Collected
0		CL		Red-brown, fine, poorly graded, stiff, dry, CLAY, trace sand, odor noted	15000+	
5					15000+	6'
					671.9	
10		CH		Red-brown, fine, poorly graded, medium stiff, dry, CLAY, some silt	199.8	
					104.2	
		ML		Red-brown, fine, poorly graded, stiff, dry, SILT, some clay	103.8	
15		CL		Red-brown, fine, poorly graded, stiff, wet, CLAY	258.5	
					539.9	18'
20		PWR		Brown-black PARTIALLY WEATHERED ROCK	366.9	
				Refusal @ 24' EOB	2.5	
25						

12-29-2017 \\atlanta-dc1\atlanta\Technical\6506 AMC Whitfield Holdings\Soil Investigation\Boring Logs\HA-62.bo

WENCK

Responsive partner. Exceptional outcomes.

LOG OF BORING HA-63

AMC Whitfield
Brookhollow Ind. Blvd.
Project # 6506

Date Started	: 11/28/17	Drilling Contractor	: GeoLab
Date Completed	: 11/28/17	Logged By	: MCP
Hole Diameter	: 4 inch		
Drilling Method	: DPT		
Sampling Method	: HSA		

Depth in Feet	Approx Surf Elev	USCS	GRAPHIC	DESCRIPTION	PID (PPM)	Soil Analytica Collected
0		CL		Red-brown, fine, soft, dry, CLAY, some silt	2.2	
5					88.2	
		ML		Red-brown, fine, medium stiff, dry, SILT, some clay	289.7	8'
10					243.1	10'
					119.1	
		PWR		Brown-black, dry, PARTIALLY WEATHERED ROCK	32.9	
15					11.5	
					7.0	
20					48.7	20'
		CL		Red-brown, fine, soft, moist, CLAY, some silt	7.7	
		PWR		Brown-black, dry, PARTIALLY WEATHERED ROCK	2.9	
25					10.9	
				Refusal @ 29' EOB	15.0	
30						

12-29-2017 \\atlanta-dc1\atlanta\Technical\6506 AMC Whitfield Holdings\Soil Investigation\Boring Logs\HA-63.bo

WENCK

Responsive partner. Exceptional outcomes.

LOG OF BORING HA-64

AMC Whitfield
Brookhollow Ind. Blvd.
Project # 6506

Date Started	: 11/28/17	Drilling Contractor	: GeoLab
Date Completed	: 11/28/17	Logged By	: MCP
Hole Diameter	: 4 inch		
Drilling Method	: DPT		
Sampling Method	: Macro-core		

Depth in Feet	Approx Surf Elev	USCS	GRAPHIC	DESCRIPTION	PID (PPM)	Soil Analytica Collected
0		CL		Red-brown, fine, soft, dry, CLAY, some silt	13.1	
5					9.5	
					6.1	
10		ML		Red-brown, fine, medium stiff, dry, SILT, some clay	16.9	
					41.8	
15					195.8	
					195.9	16'
20		PWR		Brown-black, moist, PARTIALLY WEATHERED ROCK	184.9	
				Wet @ 20'	53.7	22'
				Refusal @ 24' EOB	169.5	
25						

12-29-2017 \\atlanta-dc1\atlanta\Technical\6506 AMC Whitfield Holdings\Soil Investigation\Boring Logs\HA-64.bo

WENCK

Responsive partner. Exceptional outcomes.

LOG OF BORING HA-65

AMC Whitfield
Brookhollow Ind. Blvd.
Project # 6506

Date Started	: 11/30/17	Drilling Contractor	: GeoLab
Date Completed	: 11/30/17	Logged By	: MCP
Hole Diameter	: 4 inch		
Drilling Method	: DPT		
Sampling Method	: Macro-core		

Depth in Feet	Approx Surf Elev	USCS	GRAPHIC	DESCRIPTION	PID (PPM)	Soil Analytica Collected
0		ML		Brown, fine to medium, soft, dry, SILT, some clay	45.3	4'
5		CL		Red-brown, fine, soft, moist, CLAY	39.7 36.2 13.6 6.9	
10						
15		CL		Red-brown, fine, stiff, dry, CLAY, some silt	17.6 15.8	
		ML		Red-brown, fine, medium stiff, moist, SILT, some clay Wet @ 20'	11.1 60.1	
20		PWR		Brown-black PARTIALLY WEATHERED ROCK Refusal @ 25' EOB	90.4 283.7	24'
25						

12-29-2017 \\atlanta-dc1\atlanta\Technical\6506 AMC Whitfield Holdings\Soil Investigation\Boring Logs\HA-65.bo

WENCK

Responsive partner. Exceptional outcomes.

LOG OF BORING HA-66

AMC Whitfield
Brookhollow Ind. Blvd.
Project # 6506

Date Started	: 11/30/17	Drilling Contractor	: GeoLab
Date Completed	: 11/30/17	Logged By	: MCP
Hole Diameter	: 4 inch		
Drilling Method	: DPT		
Sampling Method	: Macro-core		

Depth in Feet	Approx Surf Elev	USCS	GRAPHIC	DESCRIPTION	PID (PPM)	Soil Analytica Collected
0		ML		Red-brown, fine, soft, dry, SILT, trace clay	4.2 8.5	
5		CL		Red-brown, fine, very stiff, dry, CLAY, trace silt	2.9 3.8	
10		CL		Red-brown, fine, medium stiff, moist, CLAY, some silt	4.3 12.6 21.8	
15		ML		Red-brown, fine, soft, wet, SILT, some clay	65.8 76.6	18'
20		PWR		Brown-black, dry, PARTIALLY WEATHERED ROCK	9.3	
		CL		Red-brown, fine, soft, wet, CLAY, some silt	79.5	
25		PWR		Brown-black PARTIALLY WEATHERED ROCK Refusal @ 27' EOB	44.4	
30						

WENCK

Responsive partner. Exceptional outcomes.

LOG OF BORING HA-67

AMC Whitfield
Brookhollow Ind. Blvd.
Project # 6506

Date Started	: 11/28/17	Drilling Contractor	: GeoLab
Date Completed	: 11/28/17	Logged By	: MCP
Hole Diameter	: 4 inch		
Drilling Method	: DPT		
Sampling Method	: HSA		

Depth in Feet	Approx Surf Elev	USCS	GRAPHIC	DESCRIPTION	PID (PPM)	Soil Analytica Collected
0		ML		Red-brown, fine, soft, dry, SILT, some clay	3.3	
5		CL		Red-brown, fine, medium stiff, dry, CLAY, some silt	3.1	
					2.0	
10					2.1	
					2.2	
					1.7	
15					2.4	16'
		ML		Red-brown, fine, soft, moist, SILT, some clay	1.3	
20				Wet @ 20'	41.2	
					104.5	22'
				Refusal @ 23' EOB		
25						

12-29-2017 \\atlanta-dc1\atlanta\Technical\6506 AMC Whitfield Holdings\Soil Investigation\Boring Logs\HA-67.bo

WENCK

Responsive partner. Exceptional outcomes.

LOG OF BORING HA-68

AMC Whitfield
Brookhollow Ind. Blvd.
Project # 6506

Date Started	: 11/27/17	Drilling Contractor	: GeoLab
Date Completed	: 11/27/17	Logged By	: MCP
Hole Diameter	: 4 inch		
Drilling Method	: DPT		
Sampling Method	: HSA		

Depth in Feet	Approx Surf Elev	USCS	GRAPHIC	DESCRIPTION	PID (PPM)	Soil Analytica Collected
0		ML		Red-brown, fine, soft, dry, SILT, some clay	18.3	
5		CL		Red-brown, fine, soft, dry, CLAY, some silt	18.3 326.0 400.6 518.2	10'
		PWR		Brown-black, dry, PARTIALLY WEATHERED ROCK	687.7	
15		CL		Red-brown, fine, soft, dry, CLAY, some silt Wet @ 18'	1522 722.4	16' 18'
20		PWR		Brown-black, dry, PARTIALLY WEATHERED ROCK Refusal @ 23' EOB	80.1 40.9	
25						

WENCK

Responsive partner. Exceptional outcomes.

LOG OF BORING HA-69

AMC Whitfield
Brookhollow Ind. Blvd.
Project # 6506

Date Started	: 11/27/17	Drilling Contractor	: GeoLab
Date Completed	: 11/27/17	Logged By	: MCP
Hole Diameter	: 4 inch		
Drilling Method	: DPT		
Sampling Method	: HSA		

Depth in Feet	Approx Surf Elev	USCS	GRAPHIC	DESCRIPTION	PID (PPM)	Soil Analytica Collected
0		ML		Red-brown, fine, soft, dry, SILT, some clay	1.4	
5					3.0	
		CL		Red-brown, fine, soft, dry, CLAY	2.6	
		ML		Red-brown, fine, soft, dry, SILT, some clay	3.2	
10					4.5	
					2.0	
15					8.5	16'
		PWR		Brown-black, dry, PARTIALLY WEATHERED ROCK		
20				Wet @ 20'	8.2	
		CL		Red-brown, fine, soft, wet, CLAY	4.8	21'
		PWR		Brown-black, wet, PARTIALLY WEATHERED ROCK Refusal @ 24' EOB		
25						

12-29-2017 \\atlanta-dc1\atlanta\Technical\6506 AMC Whitfield Holdings\Soil Investigation\Boring Logs\HA-69.bo

WENCK

Responsive partner. Exceptional outcomes.

LOG OF BORING HA-70

AMC Whitfield
Brookhollow Ind. Blvd.
Project # 6506

Date Started	: 11/30/17	Drilling Contractor	: GeoLab
Date Completed	: 11/30/17	Logged By	: MCP
Hole Diameter	: 4 inch		
Drilling Method	: DPT		
Sampling Method	: Macro-core		

Depth in Feet	Approx Surf Elev	USCS	GRAPHIC	DESCRIPTION	PID (PPM)	Soil Analytica Collected
0		ML		Red-brown, fine, soft, dry, SILT, trace clay	1.6	
5		ML		Red-brown, fine, stiff, dry, SILT	2.6 2.4 2.4 1.7 3.1	14'
10						
15		PWR		Brown-black PARTIALLY WEATHERED ROCK	2.0	
20		ML		Red-brown, fine, stiff, dry, SILT, trace clay Wet @ 21' 3" Clay lens @ 23'	1.9 1.6 4.1 2.9	
25					1.9	
30				Refusal @ 30' EOB	0.8	

12-29-2017 \\atlanta-dc1\atlanta\Technical\6506 AMC Whitfield Holdings\Soil Investigation\Boring Logs\HA-70.bo

WENCK

Responsive partner. Exceptional outcomes.

LOG OF BORING HA-71

AMC Whitfield
Brookhollow Ind. Blvd.
Project # 6506

Date Started	: 12/1/17	Drilling Contractor	: GeoLab
Date Completed	: 12/1/17	Logged By	: MCP
Hole Diameter	: 4 inch		
Drilling Method	: DPT		
Sampling Method	: Macro-core		

Depth in Feet	Approx Surf Elev	USCS	GRAPHIC	DESCRIPTION	PID (PPM)	Soil Analytica Collected
0		ML		Red-brown, fine, soft, dry, SILT, some clay	6.3	
5		CL		Red-brown, fine, soft, moist, CLAY, trace silt	28.8 78.0 19.6 41.2	8'
10						
15		ML		Red-brown, fine, stiff, dry, SILT, trace clay	45.7 41.4	
		CL		Red-brown, fine, soft, moist, CLAY, trace silt	85.4	
20		ML		Red-brown, fine, stiff, dry, SILT, trace clay Wet @ 23'	35.1 140.6 97.6	24'
25		PWR		Brown-black PARTIALLY WEATHERED ROCK Refusal @ 29' EOB	94.0	
30						

12-29-2017 \\atlanta-dc1\atlanta\Technical\6506 AMC Whitfield Holdings\Soil Investigation\Boring Logs\HA-71.bo

WENCK

Responsive partner. Exceptional outcomes.

LOG OF BORING HA-72

AMC Whitfield
Brookhollow Ind. Blvd.
Project # 6506

Date Started	: 12/1/17	Drilling Contractor	: GeoLab
Date Completed	: 12/1/17	Logged By	: MCP
Hole Diameter	: 4 inch		
Drilling Method	: DPT		
Sampling Method	: Macro-core		

Depth in Feet	Approx Surf Elev	USCS	GRAPHIC	DESCRIPTION	PID (PPM)	Soil Analytica Collected
0		ML		Red-brown, fine, soft, dry, SILT, some clay	82.9	
5		FB		BENTONITE		
		ML		Red-brown, fine, soft, dry, SILT, some clay	23.0	
10		CL		Red-brown, fine, soft, moist CLAY, trace silt	86.3	
		ML		Red, brown and black, fine, soft, moist, SILT, and clay	147.8	
15					154.8	16'
				Wet @ 19	103.8	
20		PWR		Brown-black PARTIALLY WEATHERED ROCK	91.3	
				Refusal @ 23' EOB	28.7	
25						

12-29-2017 \\atlanta-dc1\atlanta\Technical\6506 AMC Whitfield Holdings\Soil Investigation\Boring Logs\HA-72.bo

WENCK

Responsive partner. Exceptional outcomes.

LOG OF BORING HA-73

AMC Whitfield
Brookhollow Ind. Blvd.
Project # 6506

Date Started	: 12/1/17	Drilling Contractor	: GeoLab
Date Completed	: 12/1/17	Logged By	: MCP
Hole Diameter	: 4 inch		
Drilling Method	: DPT		
Sampling Method	: Macro-core		

Depth in Feet	Approx Surf Elev	USCS	GRAPHIC	DESCRIPTION	PID (PPM)	Soil Analytica Collected
0		CL		Red-brown, fine, soft, moist, CLAY, some silt	31.6	
5					98.4	
				Dry @ 8'	157.6	
10		ML		Red-brown, fine, medium stiff, dry, SILT, some clay	120.6 87.3 178.7	
15		ML		Red-brown, fine, stiff, dry, SILT, trace clay	296.7	16'
		CL		Red-brown, fine, soft, moist CLAY, some silt	212.2	
20		ML		Red-brown, fine, soft, wet, SILT, some clay	198.7 211.8	22'
		PWR		Brown-black PARTIALLY WEATHERED ROCK	66.2	
25				Refusal @ 25' EOB		

WENCK

Responsive partner. Exceptional outcomes.

LOG OF BORING HA-74

AMC Whitfield
Brookhollow Ind. Blvd.
Project # 6506

Date Started	: 11/30/17	Drilling Contractor	: GeoLab
Date Completed	: 11/30/17	Logged By	: MCP
Hole Diameter	: 4 inch		
Drilling Method	: DPT		
Sampling Method	: Macro-core		

Depth in Feet	Approx Surf Elev	USCS	GRAPHIC	DESCRIPTION	PID (PPM)	Soil Analytica Collected
0		ML		Red-brown, fine, soft, dry, SILT, trace clay	30.0	
5		ML		Red-brown, fine, soft, moist, SILT, and clay	15000+	6'
					307.4	
10					348.0	
					342.3	
		ML		Red-brown, fine, very stiff, dry, SILT	228.1	
15					539.9	16'
					325.0	
20		PWR		Brown-black PARTIALLY WEATHERED ROCK	376.7	
		CL		Red-brown, fine, soft, wet, CLAY, some silt	1015	22'
					414.5	
25		PWR		Brown-black PARTIALLY WEATHERED ROCK Refusal @ 27' EOB	16.8	
30						

WENCK

Responsive partner. Exceptional outcomes.

LOG OF BORING HA-76

AMC Whitfield
Brookhollow Ind. Blvd.
Project # 6506

Date Started	: 11/30/17	Drilling Contractor	: GeoLab
Date Completed	: 11/30/17	Logged By	: MCP
Hole Diameter	: 4 inch		
Drilling Method	: DPT		
Sampling Method	: Macro-core		

Depth in Feet	Approx Surf Elev	USCS	GRAPHIC	DESCRIPTION	PID (PPM)	Soil Analytica Collected
0		ML		Red-brown, fine, soft, dry, SILT, trace sand	10.2 4.6 1.8 26.5	
5						
10		CL		Red-brown, fine, soft, moist, CLAY, some silt	11.5 560.8	
15		ML		Red-brown, fine, stiff, dry, SILT, some clay	174.4 20.0	
20		CL		Red-brown, fine, soft, moist, CLAY, trace silt Wet @ 22'	513.5 269.7 433.7	20 24
25		PWR		Brown-black PARTIALLY WEATHERED ROCK Refusal @ 27' EOB		
30						

WENCK

Responsive partner. Exceptional outcomes.

LOG OF BORING HA-77

AMC Whitfield
Brookhollow Ind. Blvd.
Project # 6506

Date Started	: 11/30/17	Drilling Contractor	: GeoLab
Date Completed	: 11/30/17	Logged By	: MCP
Hole Diameter	: 4 inch		
Drilling Method	: DPT		
Sampling Method	: Macro-core		

Depth in Feet	Approx Surf Elev	USCS	GRAPHIC	DESCRIPTION	PID (PPM)	Soil Analytica Collected
0		CL		Red-brown, fine, soft, dry, CLAY, some silt	13.7	
		CL		Red-brown, fine, soft, wet, CLAY, some silt	29.0 531.6	
5		CH		Red-brown, fine, stiff, wet, CLAY	15000+	
		ML		Red-brown, fine, soft, dry, SILT, some clay	15000+	8' 10'
10		ML		Purple, wet, SILT	1530	14'
15		PWR		Brown-black, dry, PARTIALLY WEATHERED ROCK Refusal @ 20' EOB	39.9	
20						

12-29-2017 \\atlanta-dc1\atlanta\Technical\6506 AMC Whitfield Holdings\Soil Investigation\Boring Logs\HA-77.bo

WENCK

Responsive partner. Exceptional outcomes.

LOG OF BORING HA-78

AMC Whitfield
Brookhollow Ind. Blvd.
Project # 6506

Date Started	: 11/30/17	Drilling Contractor	: GeoLab
Date Completed	: 11/30/17	Logged By	: MCP
Hole Diameter	: 4 inch		
Drilling Method	: DPT		
Sampling Method	: Macro-core		

Depth in Feet	Approx Surf Elev	USCS	GRAPHIC	DESCRIPTION	PID (PPM)	Soil Analytica Collected
0		CL		Red-brown, fine, soft, dry, CLAY, some silt	1.5	
5		CL		Red-brown, fine, soft, wet, CLAY, some silt	1.5 17.7	
		CH		Red-brown, fine, stiff, wet, CLAY	501.9	
10		ML		Red-brown, fine, soft, dry, SILT, some clay Wet @ 12'	4407 441.8 188.7 129.4	10' 18'
15						
20		PWR		Brown-black PARTIALLY WEATHERED ROCK Refusal @ 23' EOB	218.8 66.4	
25						

12-29-2017 \\atlanta-dc1\atlanta\Technical\6506 AMC Whitfield Holdings\Soil Investigation\Boring Logs\HA-78.bo

WENCK

Responsive partner. Exceptional outcomes.

LOG OF BORING HA-79

AMC Whitfield
Brookhollow Ind. Blvd.
Project # 6506

Date Started	: 11/30/17	Drilling Contractor	: GeoLab
Date Completed	: 11/30/17	Logged By	: MCP
Hole Diameter	: 4 inch		
Drilling Method	: DPT		
Sampling Method	: Macro-core		

Depth in Feet	Approx Surf Elev	USCS	GRAPHIC	DESCRIPTION	PID (PPM)	Soil Analytica Collected
0		CL		Red-brown, fine, medium stiff, dry, CLAY, some silt	21.8	
					406.8	
5					181.2	
					371.9	8'
		ML		Red-brown, fine, soft, dry, SILT, trace clay	88.6	
10					65.5	
					26.5	
		PWR		Brown-black, dry PARTIALLY WEATHERED ROCK	11.9	
15					9.6	
		ML		Red-brown, fine, medium stiff, dry, SILT, trace clay	18.5	
20				Wet @ 22'	56.1	
					28.1	24'
25		PWR		Brown-black PARTIALLY WEATHERED ROCK	9.1	
				Refusal @ 29' EOB	4.2	
30						

12-29-2017 \\atlanta-dc1\atlanta\Technical\6506 AMC Whitfield Holdings\Soil Investigation\Boring Logs\HA-79.bo

Appendix C

Laboratory Reports and Chain-of-Custody Documentation

Pace Analytical Services, LLC
9800 Kincey Ave. Suite 100
Huntersville, NC 28078
(704)875-9092

November 27, 2017

Katie Ross
WENCK Associates
1080 Holocomb Bridge Road
Building 100, Suite 190
Roswell, GA 30076

RE: Project: AMC Whitfield
Pace Project No.: 92363898

Dear Katie Ross:
Enclosed are the analytical results for sample(s) received by the laboratory on November 17, 2017. The results relate only to the samples included in this report. Results reported herein conform to the most current, applicable TNI/NELAC standards and the laboratory's Quality Assurance Manual, where applicable, unless otherwise noted in the body of the report.

If you have any questions concerning this report, please feel free to contact me.

Sincerely,

Trey Carter
trey.carter@pacelabs.com
(704)875-9092
Project Manager

Enclosures

cc: Christine Mayo, WENCK Associates

This report shall not be reproduced, except in full,
without the written consent of Pace Analytical Services, LLC.

Pace Analytical Services, LLC
9800 Kincey Ave. Suite 100
Huntersville, NC 28078
(704)875-9092

CERTIFICATIONS

Project:	AMC Whitfield
Pace Project No.:	92363898

Charlotte Certification IDs

9800 Kincey Ave. Ste 100, Huntersville, NC 28078
Louisiana/NELAP Certification # LA170028
North Carolina Drinking Water Certification #: 37706
North Carolina Field Services Certification #: 5342
North Carolina Wastewater Certification #: 12
South Carolina Certification #: 99006001
Florida/NELAP Certification #: E87627
Kentucky UST Certification #: 84
Virginia/VELAP Certification #: 460221

This report shall not be reproduced, except in full,
without the written consent of Pace Analytical Services, LLC.

Pace Analytical Services, LLC
9800 Kincey Ave. Suite 100
Huntersville, NC 28078
(704)875-9092

SAMPLE ANALYTE COUNT

Project: AMC Whitfield
Pace Project No.: 92363898

Lab ID	Sample ID	Method	Analysts	Analytes Reported	Laboratory
92363898001	**HA-57-1**	EPA 8260	DLK	70	PASI-C
		ASTM D2974-87	KDF	1	PASI-C
92363898002	**HA-58-1**	EPA 8260	DLK	70	PASI-C
		ASTM D2974-87	KDF	1	PASI-C
92363898003	**HA-59-1**	EPA 8260	DLK	70	PASI-C
		ASTM D2974-87	KDF	1	PASI-C
92363898004	**HA-60-1**	EPA 8260	DLK	70	PASI-C
		ASTM D2974-87	KDF	1	PASI-C
92363898005	**HA-61-2**	EPA 8260	DLK	70	PASI-C
		ASTM D2974-87	KDF	1	PASI-C
92363898006	**HA-62-2**	EPA 8260	DLK	70	PASI-C
		ASTM D2974-87	KDF	1	PASI-C
92363898007	**HA-63-1**	EPA 8260	DLK	70	PASI-C
		ASTM D2974-87	KDF	1	PASI-C
92363898008	**HA-64-2**	EPA 8260	DLK	70	PASI-C
		ASTM D2974-87	KDF	1	PASI-C
92363898009	**HA-65-1**	EPA 8260	DLK	70	PASI-C
		ASTM D2974-87	KDF	1	PASI-C
92363898010	**HA-66-1**	EPA 8260	DLK	70	PASI-C
		ASTM D2974-87	KDF	1	PASI-C
92363898011	**HA-67-2**	EPA 8260	DLK	70	PASI-C
		ASTM D2974-87	KDF	1	PASI-C
92363898012	**HA-68-1**	EPA 8260	DLK	70	PASI-C
		ASTM D2974-87	KDF	1	PASI-C
92363898013	**HA-69-1**	EPA 8260	DLK	70	PASI-C
		ASTM D2974-87	KDF	1	PASI-C
92363898014	**HA-70-1**	EPA 8260	DLK	70	PASI-C
		ASTM D2974-87	KDF	1	PASI-C

This report shall not be reproduced, except in full,
without the written consent of Pace Analytical Services, LLC.

Pace Analytical Services, LLC
9800 Kincey Ave. Suite 100
Huntersville, NC 28078
(704)875-9092

ANALYTICAL RESULTS

Project: AMC Whitfield
Pace Project No.: 92363898

Sample: HA-57-1 **Lab ID: 92363898001** Collected: 11/15/17 08:59 Received: 11/17/17 09:45 Matrix: Solid

Results reported on a "dry weight" basis and are adjusted for percent moisture, sample size and any dilutions.

Parameters	Results	Units	Report Limit	DF	Prepared	Analyzed	CAS No.	Qual
8260/5035A Volatile Organics	Analytical Method: EPA 8260							
Acetone	**141**	ug/kg	105	1		11/21/17 20:40	67-64-1	
Benzene	ND	ug/kg	5.3	1		11/21/17 20:40	71-43-2	
Bromobenzene	ND	ug/kg	5.3	1		11/21/17 20:40	108-86-1	
Bromochloromethane	ND	ug/kg	5.3	1		11/21/17 20:40	74-97-5	
Bromodichloromethane	ND	ug/kg	5.3	1		11/21/17 20:40	75-27-4	
Bromoform	ND	ug/kg	5.3	1		11/21/17 20:40	75-25-2	
Bromomethane	ND	ug/kg	10.5	1		11/21/17 20:40	74-83-9	
2-Butanone (MEK)	ND	ug/kg	105	1		11/21/17 20:40	78-93-3	
n-Butylbenzene	ND	ug/kg	5.3	1		11/21/17 20:40	104-51-8	
sec-Butylbenzene	ND	ug/kg	5.3	1		11/21/17 20:40	135-98-8	
tert-Butylbenzene	ND	ug/kg	5.3	1		11/21/17 20:40	98-06-6	
Carbon tetrachloride	ND	ug/kg	5.3	1		11/21/17 20:40	56-23-5	
Chlorobenzene	ND	ug/kg	5.3	1		11/21/17 20:40	108-90-7	
Chloroethane	ND	ug/kg	10.5	1		11/21/17 20:40	75-00-3	
Chloroform	ND	ug/kg	5.3	1		11/21/17 20:40	67-66-3	
Chloromethane	ND	ug/kg	10.5	1		11/21/17 20:40	74-87-3	
2-Chlorotoluene	ND	ug/kg	5.3	1		11/21/17 20:40	95-49-8	
4-Chlorotoluene	ND	ug/kg	5.3	1		11/21/17 20:40	106-43-4	
1,2-Dibromo-3-chloropropane	ND	ug/kg	5.3	1		11/21/17 20:40	96-12-8	
Dibromochloromethane	ND	ug/kg	5.3	1		11/21/17 20:40	124-48-1	
1,2-Dibromoethane (EDB)	ND	ug/kg	5.3	1		11/21/17 20:40	106-93-4	
Dibromomethane	ND	ug/kg	5.3	1		11/21/17 20:40	74-95-3	
1,2-Dichlorobenzene	ND	ug/kg	5.3	1		11/21/17 20:40	95-50-1	
1,3-Dichlorobenzene	ND	ug/kg	5.3	1		11/21/17 20:40	541-73-1	
1,4-Dichlorobenzene	ND	ug/kg	5.3	1		11/21/17 20:40	106-46-7	
Dichlorodifluoromethane	ND	ug/kg	10.5	1		11/21/17 20:40	75-71-8	
1,1-Dichloroethane	ND	ug/kg	5.3	1		11/21/17 20:40	75-34-3	
1,2-Dichloroethane	ND	ug/kg	5.3	1		11/21/17 20:40	107-06-2	
1,1-Dichloroethene	ND	ug/kg	5.3	1		11/21/17 20:40	75-35-4	
cis-1,2-Dichloroethene	ND	ug/kg	5.3	1		11/21/17 20:40	156-59-2	
trans-1,2-Dichloroethene	ND	ug/kg	5.3	1		11/21/17 20:40	156-60-5	
1,2-Dichloropropane	ND	ug/kg	5.3	1		11/21/17 20:40	78-87-5	
1,3-Dichloropropane	ND	ug/kg	5.3	1		11/21/17 20:40	142-28-9	
2,2-Dichloropropane	ND	ug/kg	5.3	1		11/21/17 20:40	594-20-7	
1,1-Dichloropropene	ND	ug/kg	5.3	1		11/21/17 20:40	563-58-6	
cis-1,3-Dichloropropene	ND	ug/kg	5.3	1		11/21/17 20:40	10061-01-5	
trans-1,3-Dichloropropene	ND	ug/kg	5.3	1		11/21/17 20:40	10061-02-6	
Diisopropyl ether	ND	ug/kg	5.3	1		11/21/17 20:40	108-20-3	
Ethylbenzene	ND	ug/kg	5.3	1		11/21/17 20:40	100-41-4	
Hexachloro-1,3-butadiene	ND	ug/kg	5.3	1		11/21/17 20:40	87-68-3	
2-Hexanone	ND	ug/kg	52.6	1		11/21/17 20:40	591-78-6	
Isopropylbenzene (Cumene)	ND	ug/kg	5.3	1		11/21/17 20:40	98-82-8	
p-Isopropyltoluene	ND	ug/kg	5.3	1		11/21/17 20:40	99-87-6	
Methylene Chloride	ND	ug/kg	21.0	1		11/21/17 20:40	75-09-2	
4-Methyl-2-pentanone (MIBK)	ND	ug/kg	52.6	1		11/21/17 20:40	108-10-1	
Methyl-tert-butyl ether	ND	ug/kg	5.3	1		11/21/17 20:40	1634-04-4	

This report shall not be reproduced, except in full,
without the written consent of Pace Analytical Services, LLC.

Pace Analytical Services, LLC
9800 Kincey Ave. Suite 100
Huntersville, NC 28078
(704)875-9092

ANALYTICAL RESULTS

Project: AMC Whitfield
Pace Project No.: 92363898

Sample: HA-57-1 **Lab ID: 92363898001** Collected: 11/15/17 08:59 Received: 11/17/17 09:45 Matrix: Solid

Results reported on a "dry weight" basis and are adjusted for percent moisture, sample size and any dilutions.

Parameters	Results	Units	Report Limit	DF	Prepared	Analyzed	CAS No.	Qual
8260/5035A Volatile Organics	Analytical Method: EPA 8260							
Naphthalene	ND	ug/kg	5.3	1		11/21/17 20:40	91-20-3	
n-Propylbenzene	ND	ug/kg	5.3	1		11/21/17 20:40	103-65-1	
Styrene	ND	ug/kg	5.3	1		11/21/17 20:40	100-42-5	
1,1,1,2-Tetrachloroethane	ND	ug/kg	5.3	1		11/21/17 20:40	630-20-6	
1,1,2,2-Tetrachloroethane	ND	ug/kg	5.3	1		11/21/17 20:40	79-34-5	L2
Tetrachloroethene	ND	ug/kg	5.3	1		11/21/17 20:40	127-18-4	
Toluene	ND	ug/kg	5.3	1		11/21/17 20:40	108-88-3	
1,2,3-Trichlorobenzene	ND	ug/kg	5.3	1		11/21/17 20:40	87-61-6	
1,2,4-Trichlorobenzene	ND	ug/kg	5.3	1		11/21/17 20:40	120-82-1	
1,1,1-Trichloroethane	ND	ug/kg	5.3	1		11/21/17 20:40	71-55-6	
1,1,2-Trichloroethane	ND	ug/kg	5.3	1		11/21/17 20:40	79-00-5	
Trichloroethene	ND	ug/kg	5.3	1		11/21/17 20:40	79-01-6	
Trichlorofluoromethane	ND	ug/kg	5.3	1		11/21/17 20:40	75-69-4	
1,2,3-Trichloropropane	ND	ug/kg	5.3	1		11/21/17 20:40	96-18-4	
1,2,4-Trimethylbenzene	ND	ug/kg	5.3	1		11/21/17 20:40	95-63-6	
1,3,5-Trimethylbenzene	ND	ug/kg	5.3	1		11/21/17 20:40	108-67-8	
Vinyl acetate	ND	ug/kg	52.6	1		11/21/17 20:40	108-05-4	L2
Vinyl chloride	ND	ug/kg	10.5	1		11/21/17 20:40	75-01-4	
Xylene (Total)	ND	ug/kg	10.5	1		11/21/17 20:40	1330-20-7	
m&p-Xylene	ND	ug/kg	10.5	1		11/21/17 20:40	179601-23-1	
o-Xylene	ND	ug/kg	5.3	1		11/21/17 20:40	95-47-6	
Surrogates								
Toluene-d8 (S)	103	%	70-130	1		11/21/17 20:40	2037-26-5	
4-Bromofluorobenzene (S)	100	%	70-130	1		11/21/17 20:40	460-00-4	
1,2-Dichloroethane-d4 (S)	120	%	70-132	1		11/21/17 20:40	17060-07-0	
Percent Moisture	Analytical Method: ASTM D2974-87							
Percent Moisture	**24.8**	%	0.10	1		11/19/17 11:31		

This report shall not be reproduced, except in full,
without the written consent of Pace Analytical Services, LLC.

Pace Analytical Services, LLC
9800 Kincey Ave. Suite 100
Huntersville, NC 28078
(704)875-9092

ANALYTICAL RESULTS

Project: AMC Whitfield
Pace Project No.: 92363898

Sample: HA-58-1 **Lab ID: 92363898002** Collected: 11/15/17 09:27 Received: 11/17/17 09:45 Matrix: Solid

Results reported on a "dry weight" basis and are adjusted for percent moisture, sample size and any dilutions.

Parameters	Results	Units	Report Limit	DF	Prepared	Analyzed	CAS No.	Qual
8260/5035A Volatile Organics	Analytical Method: EPA 8260							
Acetone	**294**	ug/kg	94.8	1		11/21/17 21:00	67-64-1	
Benzene	ND	ug/kg	4.7	1		11/21/17 21:00	71-43-2	
Bromobenzene	ND	ug/kg	4.7	1		11/21/17 21:00	108-86-1	
Bromochloromethane	ND	ug/kg	4.7	1		11/21/17 21:00	74-97-5	
Bromodichloromethane	ND	ug/kg	4.7	1		11/21/17 21:00	75-27-4	
Bromoform	ND	ug/kg	4.7	1		11/21/17 21:00	75-25-2	
Bromomethane	ND	ug/kg	9.5	1		11/21/17 21:00	74-83-9	
2-Butanone (MEK)	ND	ug/kg	94.8	1		11/21/17 21:00	78-93-3	
n-Butylbenzene	ND	ug/kg	4.7	1		11/21/17 21:00	104-51-8	
sec-Butylbenzene	ND	ug/kg	4.7	1		11/21/17 21:00	135-98-8	
tert-Butylbenzene	ND	ug/kg	4.7	1		11/21/17 21:00	98-06-6	
Carbon tetrachloride	ND	ug/kg	4.7	1		11/21/17 21:00	56-23-5	
Chlorobenzene	ND	ug/kg	4.7	1		11/21/17 21:00	108-90-7	
Chloroethane	ND	ug/kg	9.5	1		11/21/17 21:00	75-00-3	
Chloroform	ND	ug/kg	4.7	1		11/21/17 21:00	67-66-3	
Chloromethane	ND	ug/kg	9.5	1		11/21/17 21:00	74-87-3	
2-Chlorotoluene	ND	ug/kg	4.7	1		11/21/17 21:00	95-49-8	
4-Chlorotoluene	ND	ug/kg	4.7	1		11/21/17 21:00	106-43-4	
1,2-Dibromo-3-chloropropane	ND	ug/kg	4.7	1		11/21/17 21:00	96-12-8	
Dibromochloromethane	ND	ug/kg	4.7	1		11/21/17 21:00	124-48-1	
1,2-Dibromoethane (EDB)	ND	ug/kg	4.7	1		11/21/17 21:00	106-93-4	
Dibromomethane	ND	ug/kg	4.7	1		11/21/17 21:00	74-95-3	
1,2-Dichlorobenzene	ND	ug/kg	4.7	1		11/21/17 21:00	95-50-1	
1,3-Dichlorobenzene	ND	ug/kg	4.7	1		11/21/17 21:00	541-73-1	
1,4-Dichlorobenzene	ND	ug/kg	4.7	1		11/21/17 21:00	106-46-7	
Dichlorodifluoromethane	ND	ug/kg	9.5	1		11/21/17 21:00	75-71-8	
1,1-Dichloroethane	ND	ug/kg	4.7	1		11/21/17 21:00	75-34-3	
1,2-Dichloroethane	ND	ug/kg	4.7	1		11/21/17 21:00	107-06-2	
1,1-Dichloroethene	ND	ug/kg	4.7	1		11/21/17 21:00	75-35-4	
cis-1,2-Dichloroethene	ND	ug/kg	4.7	1		11/21/17 21:00	156-59-2	
trans-1,2-Dichloroethene	ND	ug/kg	4.7	1		11/21/17 21:00	156-60-5	
1,2-Dichloropropane	ND	ug/kg	4.7	1		11/21/17 21:00	78-87-5	
1,3-Dichloropropane	ND	ug/kg	4.7	1		11/21/17 21:00	142-28-9	
2,2-Dichloropropane	ND	ug/kg	4.7	1		11/21/17 21:00	594-20-7	
1,1-Dichloropropene	ND	ug/kg	4.7	1		11/21/17 21:00	563-58-6	
cis-1,3-Dichloropropene	ND	ug/kg	4.7	1		11/21/17 21:00	10061-01-5	
trans-1,3-Dichloropropene	ND	ug/kg	4.7	1		11/21/17 21:00	10061-02-6	
Diisopropyl ether	ND	ug/kg	4.7	1		11/21/17 21:00	108-20-3	
Ethylbenzene	ND	ug/kg	4.7	1		11/21/17 21:00	100-41-4	
Hexachloro-1,3-butadiene	ND	ug/kg	4.7	1		11/21/17 21:00	87-68-3	
2-Hexanone	ND	ug/kg	47.4	1		11/21/17 21:00	591-78-6	
Isopropylbenzene (Cumene)	ND	ug/kg	4.7	1		11/21/17 21:00	98-82-8	
p-Isopropyltoluene	ND	ug/kg	4.7	1		11/21/17 21:00	99-87-6	
Methylene Chloride	ND	ug/kg	19.0	1		11/21/17 21:00	75-09-2	
4-Methyl-2-pentanone (MIBK)	ND	ug/kg	47.4	1		11/21/17 21:00	108-10-1	
Methyl-tert-butyl ether	ND	ug/kg	4.7	1		11/21/17 21:00	1634-04-4	

This report shall not be reproduced, except in full,
without the written consent of Pace Analytical Services, LLC.

Pace Analytical Services, LLC
9800 Kincey Ave. Suite 100
Huntersville, NC 28078
(704)875-9092

ANALYTICAL RESULTS

Project: AMC Whitfield
Pace Project No.: 92363898

Sample: HA-58-1 **Lab ID: 92363898002** Collected: 11/15/17 09:27 Received: 11/17/17 09:45 Matrix: Solid

Results reported on a "dry weight" basis and are adjusted for percent moisture, sample size and any dilutions.

Parameters	Results	Units	Report Limit	DF	Prepared	Analyzed	CAS No.	Qual
8260/5035A Volatile Organics	Analytical Method: EPA 8260							
Naphthalene	ND	ug/kg	4.7	1		11/21/17 21:00	91-20-3	
n-Propylbenzene	ND	ug/kg	4.7	1		11/21/17 21:00	103-65-1	
Styrene	ND	ug/kg	4.7	1		11/21/17 21:00	100-42-5	
1,1,1,2-Tetrachloroethane	ND	ug/kg	4.7	1		11/21/17 21:00	630-20-6	
1,1,2,2-Tetrachloroethane	ND	ug/kg	4.7	1		11/21/17 21:00	79-34-5	L2
Tetrachloroethene	ND	ug/kg	4.7	1		11/21/17 21:00	127-18-4	
Toluene	ND	ug/kg	4.7	1		11/21/17 21:00	108-88-3	
1,2,3-Trichlorobenzene	ND	ug/kg	4.7	1		11/21/17 21:00	87-61-6	
1,2,4-Trichlorobenzene	ND	ug/kg	4.7	1		11/21/17 21:00	120-82-1	
1,1,1-Trichloroethane	ND	ug/kg	4.7	1		11/21/17 21:00	71-55-6	
1,1,2-Trichloroethane	ND	ug/kg	4.7	1		11/21/17 21:00	79-00-5	
Trichloroethene	ND	ug/kg	4.7	1		11/21/17 21:00	79-01-6	
Trichlorofluoromethane	ND	ug/kg	4.7	1		11/21/17 21:00	75-69-4	
1,2,3-Trichloropropane	ND	ug/kg	4.7	1		11/21/17 21:00	96-18-4	
1,2,4-Trimethylbenzene	ND	ug/kg	4.7	1		11/21/17 21:00	95-63-6	
1,3,5-Trimethylbenzene	ND	ug/kg	4.7	1		11/21/17 21:00	108-67-8	
Vinyl acetate	ND	ug/kg	47.4	1		11/21/17 21:00	108-05-4	L2
Vinyl chloride	ND	ug/kg	9.5	1		11/21/17 21:00	75-01-4	
Xylene (Total)	ND	ug/kg	9.5	1		11/21/17 21:00	1330-20-7	
m&p-Xylene	ND	ug/kg	9.5	1		11/21/17 21:00	179601-23-1	
o-Xylene	ND	ug/kg	4.7	1		11/21/17 21:00	95-47-6	
Surrogates								
Toluene-d8 (S)	106	%	70-130	1		11/21/17 21:00	2037-26-5	
4-Bromofluorobenzene (S)	99	%	70-130	1		11/21/17 21:00	460-00-4	
1,2-Dichloroethane-d4 (S)	120	%	70-132	1		11/21/17 21:00	17060-07-0	
Percent Moisture	Analytical Method: ASTM D2974-87							
Percent Moisture	**21.9**	%	0.10	1		11/19/17 11:31		

This report shall not be reproduced, except in full,
without the written consent of Pace Analytical Services, LLC.

Pace Analytical Services, LLC
9800 Kincey Ave. Suite 100
Huntersville, NC 28078
(704)875-9092

ANALYTICAL RESULTS

Project: AMC Whitfield
Pace Project No.: 92363898

Sample: HA-59-1 **Lab ID: 92363898003** Collected: 11/15/17 09:56 Received: 11/17/17 09:45 Matrix: Solid

Results reported on a "dry weight" basis and are adjusted for percent moisture, sample size and any dilutions.

Parameters	Results	Units	Report Limit	DF	Prepared	Analyzed	CAS No.	Qual
8260/5035A Volatile Organics	Analytical Method: EPA 8260							
Acetone	**409**	ug/kg	93.5	1		11/21/17 21:20	67-64-1	E
Benzene	ND	ug/kg	4.7	1		11/21/17 21:20	71-43-2	
Bromobenzene	ND	ug/kg	4.7	1		11/21/17 21:20	108-86-1	
Bromochloromethane	ND	ug/kg	4.7	1		11/21/17 21:20	74-97-5	
Bromodichloromethane	ND	ug/kg	4.7	1		11/21/17 21:20	75-27-4	
Bromoform	ND	ug/kg	4.7	1		11/21/17 21:20	75-25-2	
Bromomethane	ND	ug/kg	9.4	1		11/21/17 21:20	74-83-9	
2-Butanone (MEK)	ND	ug/kg	93.5	1		11/21/17 21:20	78-93-3	
n-Butylbenzene	ND	ug/kg	4.7	1		11/21/17 21:20	104-51-8	
sec-Butylbenzene	ND	ug/kg	4.7	1		11/21/17 21:20	135-98-8	
tert-Butylbenzene	ND	ug/kg	4.7	1		11/21/17 21:20	98-06-6	
Carbon tetrachloride	ND	ug/kg	4.7	1		11/21/17 21:20	56-23-5	
Chlorobenzene	ND	ug/kg	4.7	1		11/21/17 21:20	108-90-7	
Chloroethane	ND	ug/kg	9.4	1		11/21/17 21:20	75-00-3	
Chloroform	ND	ug/kg	4.7	1		11/21/17 21:20	67-66-3	
Chloromethane	ND	ug/kg	9.4	1		11/21/17 21:20	74-87-3	
2-Chlorotoluene	ND	ug/kg	4.7	1		11/21/17 21:20	95-49-8	
4-Chlorotoluene	ND	ug/kg	4.7	1		11/21/17 21:20	106-43-4	
1,2-Dibromo-3-chloropropane	ND	ug/kg	4.7	1		11/21/17 21:20	96-12-8	
Dibromochloromethane	ND	ug/kg	4.7	1		11/21/17 21:20	124-48-1	
1,2-Dibromoethane (EDB)	ND	ug/kg	4.7	1		11/21/17 21:20	106-93-4	
Dibromomethane	ND	ug/kg	4.7	1		11/21/17 21:20	74-95-3	
1,2-Dichlorobenzene	ND	ug/kg	4.7	1		11/21/17 21:20	95-50-1	
1,3-Dichlorobenzene	ND	ug/kg	4.7	1		11/21/17 21:20	541-73-1	
1,4-Dichlorobenzene	ND	ug/kg	4.7	1		11/21/17 21:20	106-46-7	
Dichlorodifluoromethane	ND	ug/kg	9.4	1		11/21/17 21:20	75-71-8	
1,1-Dichloroethane	ND	ug/kg	4.7	1		11/21/17 21:20	75-34-3	
1,2-Dichloroethane	ND	ug/kg	4.7	1		11/21/17 21:20	107-06-2	
1,1-Dichloroethene	ND	ug/kg	4.7	1		11/21/17 21:20	75-35-4	
cis-1,2-Dichloroethene	ND	ug/kg	4.7	1		11/21/17 21:20	156-59-2	
trans-1,2-Dichloroethene	ND	ug/kg	4.7	1		11/21/17 21:20	156-60-5	
1,2-Dichloropropane	ND	ug/kg	4.7	1		11/21/17 21:20	78-87-5	
1,3-Dichloropropane	ND	ug/kg	4.7	1		11/21/17 21:20	142-28-9	
2,2-Dichloropropane	ND	ug/kg	4.7	1		11/21/17 21:20	594-20-7	
1,1-Dichloropropene	ND	ug/kg	4.7	1		11/21/17 21:20	563-58-6	
cis-1,3-Dichloropropene	ND	ug/kg	4.7	1		11/21/17 21:20	10061-01-5	
trans-1,3-Dichloropropene	ND	ug/kg	4.7	1		11/21/17 21:20	10061-02-6	
Diisopropyl ether	ND	ug/kg	4.7	1		11/21/17 21:20	108-20-3	
Ethylbenzene	ND	ug/kg	4.7	1		11/21/17 21:20	100-41-4	
Hexachloro-1,3-butadiene	ND	ug/kg	4.7	1		11/21/17 21:20	87-68-3	
2-Hexanone	ND	ug/kg	46.8	1		11/21/17 21:20	591-78-6	
Isopropylbenzene (Cumene)	ND	ug/kg	4.7	1		11/21/17 21:20	98-82-8	
p-Isopropyltoluene	ND	ug/kg	4.7	1		11/21/17 21:20	99-87-6	
Methylene Chloride	ND	ug/kg	18.7	1		11/21/17 21:20	75-09-2	
4-Methyl-2-pentanone (MIBK)	ND	ug/kg	46.8	1		11/21/17 21:20	108-10-1	
Methyl-tert-butyl ether	ND	ug/kg	4.7	1		11/21/17 21:20	1634-04-4	

This report shall not be reproduced, except in full,
without the written consent of Pace Analytical Services, LLC.

Pace Analytical Services, LLC
9800 Kincey Ave. Suite 100
Huntersville, NC 28078
(704)875-9092

ANALYTICAL RESULTS

Project: AMC Whitfield
Pace Project No.: 92363898

Sample: HA-59-1 **Lab ID: 92363898003** Collected: 11/15/17 09:56 Received: 11/17/17 09:45 Matrix: Solid

Results reported on a "dry weight" basis and are adjusted for percent moisture, sample size and any dilutions.

Parameters	Results	Units	Report Limit	DF	Prepared	Analyzed	CAS No.	Qual
8260/5035A Volatile Organics	Analytical Method: EPA 8260							
Naphthalene	ND	ug/kg	4.7	1		11/21/17 21:20	91-20-3	
n-Propylbenzene	ND	ug/kg	4.7	1		11/21/17 21:20	103-65-1	
Styrene	ND	ug/kg	4.7	1		11/21/17 21:20	100-42-5	
1,1,1,2-Tetrachloroethane	ND	ug/kg	4.7	1		11/21/17 21:20	630-20-6	
1,1,2,2-Tetrachloroethane	ND	ug/kg	4.7	1		11/21/17 21:20	79-34-5	L2
Tetrachloroethene	**9.5**	ug/kg	4.7	1		11/21/17 21:20	127-18-4	
Toluene	ND	ug/kg	4.7	1		11/21/17 21:20	108-88-3	
1,2,3-Trichlorobenzene	ND	ug/kg	4.7	1		11/21/17 21:20	87-61-6	
1,2,4-Trichlorobenzene	ND	ug/kg	4.7	1		11/21/17 21:20	120-82-1	
1,1,1-Trichloroethane	ND	ug/kg	4.7	1		11/21/17 21:20	71-55-6	
1,1,2-Trichloroethane	ND	ug/kg	4.7	1		11/21/17 21:20	79-00-5	
Trichloroethene	ND	ug/kg	4.7	1		11/21/17 21:20	79-01-6	
Trichlorofluoromethane	ND	ug/kg	4.7	1		11/21/17 21:20	75-69-4	
1,2,3-Trichloropropane	ND	ug/kg	4.7	1		11/21/17 21:20	96-18-4	
1,2,4-Trimethylbenzene	ND	ug/kg	4.7	1		11/21/17 21:20	95-63-6	
1,3,5-Trimethylbenzene	ND	ug/kg	4.7	1		11/21/17 21:20	108-67-8	
Vinyl acetate	ND	ug/kg	46.8	1		11/21/17 21:20	108-05-4	L2
Vinyl chloride	ND	ug/kg	9.4	1		11/21/17 21:20	75-01-4	
Xylene (Total)	ND	ug/kg	9.4	1		11/21/17 21:20	1330-20-7	
m&p-Xylene	ND	ug/kg	9.4	1		11/21/17 21:20	179601-23-1	
o-Xylene	ND	ug/kg	4.7	1		11/21/17 21:20	95-47-6	
Surrogates								
Toluene-d8 (S)	101	%	70-130	1		11/21/17 21:20	2037-26-5	
4-Bromofluorobenzene (S)	91	%	70-130	1		11/21/17 21:20	460-00-4	
1,2-Dichloroethane-d4 (S)	122	%	70-132	1		11/21/17 21:20	17060-07-0	
Percent Moisture	Analytical Method: ASTM D2974-87							
Percent Moisture	**22.6**	%	0.10	1		11/19/17 11:31		

This report shall not be reproduced, except in full,
without the written consent of Pace Analytical Services, LLC.

Pace Analytical Services, LLC
9800 Kincey Ave. Suite 100
Huntersville, NC 28078
(704)875-9092

ANALYTICAL RESULTS

Project: AMC Whitfield
Pace Project No.: 92363898

Sample: HA-60-1 **Lab ID: 92363898004** Collected: 11/15/17 10:41 Received: 11/17/17 09:45 Matrix: Solid

Results reported on a "dry weight" basis and are adjusted for percent moisture, sample size and any dilutions.

Parameters	Results	Units	Report Limit	DF	Prepared	Analyzed	CAS No.	Qual
8260/5035A Volatile Organics	Analytical Method: EPA 8260							
Acetone	ND	ug/kg	98.0	1		11/21/17 21:40	67-64-1	
Benzene	ND	ug/kg	4.9	1		11/21/17 21:40	71-43-2	
Bromobenzene	ND	ug/kg	4.9	1		11/21/17 21:40	108-86-1	
Bromochloromethane	ND	ug/kg	4.9	1		11/21/17 21:40	74-97-5	
Bromodichloromethane	ND	ug/kg	4.9	1		11/21/17 21:40	75-27-4	
Bromoform	ND	ug/kg	4.9	1		11/21/17 21:40	75-25-2	
Bromomethane	ND	ug/kg	9.8	1		11/21/17 21:40	74-83-9	
2-Butanone (MEK)	ND	ug/kg	98.0	1		11/21/17 21:40	78-93-3	
n-Butylbenzene	ND	ug/kg	4.9	1		11/21/17 21:40	104-51-8	
sec-Butylbenzene	ND	ug/kg	4.9	1		11/21/17 21:40	135-98-8	
tert-Butylbenzene	ND	ug/kg	4.9	1		11/21/17 21:40	98-06-6	
Carbon tetrachloride	ND	ug/kg	4.9	1		11/21/17 21:40	56-23-5	
Chlorobenzene	ND	ug/kg	4.9	1		11/21/17 21:40	108-90-7	
Chloroethane	ND	ug/kg	9.8	1		11/21/17 21:40	75-00-3	
Chloroform	ND	ug/kg	4.9	1		11/21/17 21:40	67-66-3	
Chloromethane	ND	ug/kg	9.8	1		11/21/17 21:40	74-87-3	
2-Chlorotoluene	ND	ug/kg	4.9	1		11/21/17 21:40	95-49-8	
4-Chlorotoluene	ND	ug/kg	4.9	1		11/21/17 21:40	106-43-4	
1,2-Dibromo-3-chloropropane	ND	ug/kg	4.9	1		11/21/17 21:40	96-12-8	
Dibromochloromethane	ND	ug/kg	4.9	1		11/21/17 21:40	124-48-1	
1,2-Dibromoethane (EDB)	ND	ug/kg	4.9	1		11/21/17 21:40	106-93-4	
Dibromomethane	ND	ug/kg	4.9	1		11/21/17 21:40	74-95-3	
1,2-Dichlorobenzene	ND	ug/kg	4.9	1		11/21/17 21:40	95-50-1	
1,3-Dichlorobenzene	ND	ug/kg	4.9	1		11/21/17 21:40	541-73-1	
1,4-Dichlorobenzene	ND	ug/kg	4.9	1		11/21/17 21:40	106-46-7	
Dichlorodifluoromethane	ND	ug/kg	9.8	1		11/21/17 21:40	75-71-8	
1,1-Dichloroethane	ND	ug/kg	4.9	1		11/21/17 21:40	75-34-3	
1,2-Dichloroethane	ND	ug/kg	4.9	1		11/21/17 21:40	107-06-2	
1,1-Dichloroethene	ND	ug/kg	4.9	1		11/21/17 21:40	75-35-4	
cis-1,2-Dichloroethene	ND	ug/kg	4.9	1		11/21/17 21:40	156-59-2	
trans-1,2-Dichloroethene	ND	ug/kg	4.9	1		11/21/17 21:40	156-60-5	
1,2-Dichloropropane	ND	ug/kg	4.9	1		11/21/17 21:40	78-87-5	
1,3-Dichloropropane	ND	ug/kg	4.9	1		11/21/17 21:40	142-28-9	
2,2-Dichloropropane	ND	ug/kg	4.9	1		11/21/17 21:40	594-20-7	
1,1-Dichloropropene	ND	ug/kg	4.9	1		11/21/17 21:40	563-58-6	
cis-1,3-Dichloropropene	ND	ug/kg	4.9	1		11/21/17 21:40	10061-01-5	
trans-1,3-Dichloropropene	ND	ug/kg	4.9	1		11/21/17 21:40	10061-02-6	
Diisopropyl ether	ND	ug/kg	4.9	1		11/21/17 21:40	108-20-3	
Ethylbenzene	ND	ug/kg	4.9	1		11/21/17 21:40	100-41-4	
Hexachloro-1,3-butadiene	ND	ug/kg	4.9	1		11/21/17 21:40	87-68-3	
2-Hexanone	ND	ug/kg	49.0	1		11/21/17 21:40	591-78-6	
Isopropylbenzene (Cumene)	ND	ug/kg	4.9	1		11/21/17 21:40	98-82-8	
p-Isopropyltoluene	ND	ug/kg	4.9	1		11/21/17 21:40	99-87-6	
Methylene Chloride	ND	ug/kg	19.6	1		11/21/17 21:40	75-09-2	
4-Methyl-2-pentanone (MIBK)	ND	ug/kg	49.0	1		11/21/17 21:40	108-10-1	
Methyl-tert-butyl ether	ND	ug/kg	4.9	1		11/21/17 21:40	1634-04-4	

This report shall not be reproduced, except in full,
without the written consent of Pace Analytical Services, LLC.

Pace Analytical Services, LLC
9800 Kincey Ave. Suite 100
Huntersville, NC 28078
(704)875-9092

ANALYTICAL RESULTS

Project: AMC Whitfield
Pace Project No.: 92363898

Sample: HA-60-1 **Lab ID: 92363898004** Collected: 11/15/17 10:41 Received: 11/17/17 09:45 Matrix: Solid

Results reported on a "dry weight" basis and are adjusted for percent moisture, sample size and any dilutions.

Parameters	Results	Units	Report Limit	DF	Prepared	Analyzed	CAS No.	Qual
8260/5035A Volatile Organics	Analytical Method: EPA 8260							
Naphthalene	ND	ug/kg	4.9	1		11/21/17 21:40	91-20-3	
n-Propylbenzene	ND	ug/kg	4.9	1		11/21/17 21:40	103-65-1	
Styrene	ND	ug/kg	4.9	1		11/21/17 21:40	100-42-5	
1,1,1,2-Tetrachloroethane	ND	ug/kg	4.9	1		11/21/17 21:40	630-20-6	
1,1,2,2-Tetrachloroethane	ND	ug/kg	4.9	1		11/21/17 21:40	79-34-5	L2
Tetrachloroethene	ND	ug/kg	4.9	1		11/21/17 21:40	127-18-4	
Toluene	ND	ug/kg	4.9	1		11/21/17 21:40	108-88-3	
1,2,3-Trichlorobenzene	ND	ug/kg	4.9	1		11/21/17 21:40	87-61-6	
1,2,4-Trichlorobenzene	ND	ug/kg	4.9	1		11/21/17 21:40	120-82-1	
1,1,1-Trichloroethane	ND	ug/kg	4.9	1		11/21/17 21:40	71-55-6	
1,1,2-Trichloroethane	ND	ug/kg	4.9	1		11/21/17 21:40	79-00-5	
Trichloroethene	ND	ug/kg	4.9	1		11/21/17 21:40	79-01-6	
Trichlorofluoromethane	ND	ug/kg	4.9	1		11/21/17 21:40	75-69-4	
1,2,3-Trichloropropane	ND	ug/kg	4.9	1		11/21/17 21:40	96-18-4	
1,2,4-Trimethylbenzene	ND	ug/kg	4.9	1		11/21/17 21:40	95-63-6	
1,3,5-Trimethylbenzene	ND	ug/kg	4.9	1		11/21/17 21:40	108-67-8	
Vinyl acetate	ND	ug/kg	49.0	1		11/21/17 21:40	108-05-4	L2
Vinyl chloride	ND	ug/kg	9.8	1		11/21/17 21:40	75-01-4	
Xylene (Total)	ND	ug/kg	9.8	1		11/21/17 21:40	1330-20-7	
m&p-Xylene	ND	ug/kg	9.8	1		11/21/17 21:40	179601-23-1	
o-Xylene	ND	ug/kg	4.9	1		11/21/17 21:40	95-47-6	
Surrogates								
Toluene-d8 (S)	104	%	70-130	1		11/21/17 21:40	2037-26-5	
4-Bromofluorobenzene (S)	99	%	70-130	1		11/21/17 21:40	460-00-4	
1,2-Dichloroethane-d4 (S)	116	%	70-132	1		11/21/17 21:40	17060-07-0	
Percent Moisture	Analytical Method: ASTM D2974-87							
Percent Moisture	**20.0**	%	0.10	1		11/19/17 11:31		

This report shall not be reproduced, except in full,
without the written consent of Pace Analytical Services, LLC.

Pace Analytical Services, LLC
9800 Kincey Ave. Suite 100
Huntersville, NC 28078
(704)875-9092

ANALYTICAL RESULTS

Project: AMC Whitfield
Pace Project No.: 92363898

Sample: HA-61-2 **Lab ID: 92363898005** Collected: 11/15/17 11:12 Received: 11/17/17 09:45 Matrix: Solid

Results reported on a "dry weight" basis and are adjusted for percent moisture, sample size and any dilutions.

Parameters	Results	Units	Report Limit	DF	Prepared	Analyzed	CAS No.	Qual
8260/5035A Volatile Organics	Analytical Method: EPA 8260							
Acetone	**191**	ug/kg	82.7	1		11/21/17 22:00	67-64-1	
Benzene	ND	ug/kg	4.1	1		11/21/17 22:00	71-43-2	
Bromobenzene	ND	ug/kg	4.1	1		11/21/17 22:00	108-86-1	
Bromochloromethane	ND	ug/kg	4.1	1		11/21/17 22:00	74-97-5	
Bromodichloromethane	ND	ug/kg	4.1	1		11/21/17 22:00	75-27-4	
Bromoform	ND	ug/kg	4.1	1		11/21/17 22:00	75-25-2	
Bromomethane	ND	ug/kg	8.3	1		11/21/17 22:00	74-83-9	
2-Butanone (MEK)	ND	ug/kg	82.7	1		11/21/17 22:00	78-93-3	
n-Butylbenzene	ND	ug/kg	4.1	1		11/21/17 22:00	104-51-8	
sec-Butylbenzene	ND	ug/kg	4.1	1		11/21/17 22:00	135-98-8	
tert-Butylbenzene	ND	ug/kg	4.1	1		11/21/17 22:00	98-06-6	
Carbon tetrachloride	ND	ug/kg	4.1	1		11/21/17 22:00	56-23-5	
Chlorobenzene	ND	ug/kg	4.1	1		11/21/17 22:00	108-90-7	
Chloroethane	ND	ug/kg	8.3	1		11/21/17 22:00	75-00-3	
Chloroform	ND	ug/kg	4.1	1		11/21/17 22:00	67-66-3	
Chloromethane	ND	ug/kg	8.3	1		11/21/17 22:00	74-87-3	
2-Chlorotoluene	ND	ug/kg	4.1	1		11/21/17 22:00	95-49-8	
4-Chlorotoluene	ND	ug/kg	4.1	1		11/21/17 22:00	106-43-4	
1,2-Dibromo-3-chloropropane	ND	ug/kg	4.1	1		11/21/17 22:00	96-12-8	
Dibromochloromethane	ND	ug/kg	4.1	1		11/21/17 22:00	124-48-1	
1,2-Dibromoethane (EDB)	ND	ug/kg	4.1	1		11/21/17 22:00	106-93-4	
Dibromomethane	ND	ug/kg	4.1	1		11/21/17 22:00	74-95-3	
1,2-Dichlorobenzene	ND	ug/kg	4.1	1		11/21/17 22:00	95-50-1	
1,3-Dichlorobenzene	ND	ug/kg	4.1	1		11/21/17 22:00	541-73-1	
1,4-Dichlorobenzene	ND	ug/kg	4.1	1		11/21/17 22:00	106-46-7	
Dichlorodifluoromethane	ND	ug/kg	8.3	1		11/21/17 22:00	75-71-8	
1,1-Dichloroethane	ND	ug/kg	4.1	1		11/21/17 22:00	75-34-3	
1,2-Dichloroethane	ND	ug/kg	4.1	1		11/21/17 22:00	107-06-2	
1,1-Dichloroethene	ND	ug/kg	4.1	1		11/21/17 22:00	75-35-4	
cis-1,2-Dichloroethene	ND	ug/kg	4.1	1		11/21/17 22:00	156-59-2	
trans-1,2-Dichloroethene	ND	ug/kg	4.1	1		11/21/17 22:00	156-60-5	
1,2-Dichloropropane	ND	ug/kg	4.1	1		11/21/17 22:00	78-87-5	
1,3-Dichloropropane	ND	ug/kg	4.1	1		11/21/17 22:00	142-28-9	
2,2-Dichloropropane	ND	ug/kg	4.1	1		11/21/17 22:00	594-20-7	
1,1-Dichloropropene	ND	ug/kg	4.1	1		11/21/17 22:00	563-58-6	
cis-1,3-Dichloropropene	ND	ug/kg	4.1	1		11/21/17 22:00	10061-01-5	
trans-1,3-Dichloropropene	ND	ug/kg	4.1	1		11/21/17 22:00	10061-02-6	
Diisopropyl ether	ND	ug/kg	4.1	1		11/21/17 22:00	108-20-3	
Ethylbenzene	ND	ug/kg	4.1	1		11/21/17 22:00	100-41-4	
Hexachloro-1,3-butadiene	ND	ug/kg	4.1	1		11/21/17 22:00	87-68-3	
2-Hexanone	ND	ug/kg	41.4	1		11/21/17 22:00	591-78-6	
Isopropylbenzene (Cumene)	ND	ug/kg	4.1	1		11/21/17 22:00	98-82-8	
p-Isopropyltoluene	ND	ug/kg	4.1	1		11/21/17 22:00	99-87-6	
Methylene Chloride	ND	ug/kg	16.5	1		11/21/17 22:00	75-09-2	
4-Methyl-2-pentanone (MIBK)	ND	ug/kg	41.4	1		11/21/17 22:00	108-10-1	
Methyl-tert-butyl ether	ND	ug/kg	4.1	1		11/21/17 22:00	1634-04-4	

This report shall not be reproduced, except in full,
without the written consent of Pace Analytical Services, LLC.

Pace Analytical Services, LLC
9800 Kincey Ave. Suite 100
Huntersville, NC 28078
(704)875-9092

ANALYTICAL RESULTS

Project: AMC Whitfield
Pace Project No.: 92363898

Sample: HA-61-2 **Lab ID: 92363898005** Collected: 11/15/17 11:12 Received: 11/17/17 09:45 Matrix: Solid

Results reported on a "dry weight" basis and are adjusted for percent moisture, sample size and any dilutions.

Parameters	Results	Units	Report Limit	DF	Prepared	Analyzed	CAS No.	Qual
8260/5035A Volatile Organics	Analytical Method: EPA 8260							
Naphthalene	ND	ug/kg	4.1	1		11/21/17 22:00	91-20-3	
n-Propylbenzene	ND	ug/kg	4.1	1		11/21/17 22:00	103-65-1	
Styrene	ND	ug/kg	4.1	1		11/21/17 22:00	100-42-5	
1,1,1,2-Tetrachloroethane	ND	ug/kg	4.1	1		11/21/17 22:00	630-20-6	
1,1,2,2-Tetrachloroethane	ND	ug/kg	4.1	1		11/21/17 22:00	79-34-5	L2
Tetrachloroethene	**24.1**	ug/kg	4.1	1		11/21/17 22:00	127-18-4	
Toluene	ND	ug/kg	4.1	1		11/21/17 22:00	108-88-3	
1,2,3-Trichlorobenzene	ND	ug/kg	4.1	1		11/21/17 22:00	87-61-6	
1,2,4-Trichlorobenzene	ND	ug/kg	4.1	1		11/21/17 22:00	120-82-1	
1,1,1-Trichloroethane	ND	ug/kg	4.1	1		11/21/17 22:00	71-55-6	
1,1,2-Trichloroethane	ND	ug/kg	4.1	1		11/21/17 22:00	79-00-5	
Trichloroethene	ND	ug/kg	4.1	1		11/21/17 22:00	79-01-6	
Trichlorofluoromethane	ND	ug/kg	4.1	1		11/21/17 22:00	75-69-4	
1,2,3-Trichloropropane	ND	ug/kg	4.1	1		11/21/17 22:00	96-18-4	
1,2,4-Trimethylbenzene	ND	ug/kg	4.1	1		11/21/17 22:00	95-63-6	
1,3,5-Trimethylbenzene	ND	ug/kg	4.1	1		11/21/17 22:00	108-67-8	
Vinyl acetate	ND	ug/kg	41.4	1		11/21/17 22:00	108-05-4	L2
Vinyl chloride	ND	ug/kg	8.3	1		11/21/17 22:00	75-01-4	
Xylene (Total)	ND	ug/kg	8.3	1		11/21/17 22:00	1330-20-7	
m&p-Xylene	ND	ug/kg	8.3	1		11/21/17 22:00	179601-23-1	
o-Xylene	ND	ug/kg	4.1	1		11/21/17 22:00	95-47-6	
Surrogates								
Toluene-d8 (S)	104	%	70-130	1		11/21/17 22:00	2037-26-5	
4-Bromofluorobenzene (S)	101	%	70-130	1		11/21/17 22:00	460-00-4	
1,2-Dichloroethane-d4 (S)	123	%	70-132	1		11/21/17 22:00	17060-07-0	
Percent Moisture	Analytical Method: ASTM D2974-87							
Percent Moisture	**16.5**	%	0.10	1		11/19/17 11:31		

This report shall not be reproduced, except in full,
without the written consent of Pace Analytical Services, LLC.

Pace Analytical Services, LLC
9800 Kincey Ave. Suite 100
Huntersville, NC 28078
(704)875-9092

ANALYTICAL RESULTS

Project: AMC Whitfield
Pace Project No.: 92363898

Sample: HA-62-2 **Lab ID: 92363898006** Collected: 11/15/17 11:36 Received: 11/17/17 09:45 Matrix: Solid

Results reported on a "dry weight" basis and are adjusted for percent moisture, sample size and any dilutions.

Parameters	Results	Units	Report Limit	DF	Prepared	Analyzed	CAS No.	Qual
8260/5035A Volatile Organics	Analytical Method: EPA 8260							
Acetone	ND	ug/kg	110	1		11/21/17 22:20	67-64-1	
Benzene	ND	ug/kg	5.5	1		11/21/17 22:20	71-43-2	
Bromobenzene	ND	ug/kg	5.5	1		11/21/17 22:20	108-86-1	
Bromochloromethane	ND	ug/kg	5.5	1		11/21/17 22:20	74-97-5	
Bromodichloromethane	ND	ug/kg	5.5	1		11/21/17 22:20	75-27-4	
Bromoform	ND	ug/kg	5.5	1		11/21/17 22:20	75-25-2	
Bromomethane	ND	ug/kg	11.0	1		11/21/17 22:20	74-83-9	
2-Butanone (MEK)	ND	ug/kg	110	1		11/21/17 22:20	78-93-3	
n-Butylbenzene	ND	ug/kg	5.5	1		11/21/17 22:20	104-51-8	
sec-Butylbenzene	ND	ug/kg	5.5	1		11/21/17 22:20	135-98-8	
tert-Butylbenzene	ND	ug/kg	5.5	1		11/21/17 22:20	98-06-6	
Carbon tetrachloride	ND	ug/kg	5.5	1		11/21/17 22:20	56-23-5	
Chlorobenzene	ND	ug/kg	5.5	1		11/21/17 22:20	108-90-7	
Chloroethane	ND	ug/kg	11.0	1		11/21/17 22:20	75-00-3	
Chloroform	ND	ug/kg	5.5	1		11/21/17 22:20	67-66-3	
Chloromethane	ND	ug/kg	11.0	1		11/21/17 22:20	74-87-3	
2-Chlorotoluene	ND	ug/kg	5.5	1		11/21/17 22:20	95-49-8	
4-Chlorotoluene	ND	ug/kg	5.5	1		11/21/17 22:20	106-43-4	
1,2-Dibromo-3-chloropropane	ND	ug/kg	5.5	1		11/21/17 22:20	96-12-8	
Dibromochloromethane	ND	ug/kg	5.5	1		11/21/17 22:20	124-48-1	
1,2-Dibromoethane (EDB)	ND	ug/kg	5.5	1		11/21/17 22:20	106-93-4	
Dibromomethane	ND	ug/kg	5.5	1		11/21/17 22:20	74-95-3	
1,2-Dichlorobenzene	ND	ug/kg	5.5	1		11/21/17 22:20	95-50-1	
1,3-Dichlorobenzene	ND	ug/kg	5.5	1		11/21/17 22:20	541-73-1	
1,4-Dichlorobenzene	ND	ug/kg	5.5	1		11/21/17 22:20	106-46-7	
Dichlorodifluoromethane	ND	ug/kg	11.0	1		11/21/17 22:20	75-71-8	
1,1-Dichloroethane	ND	ug/kg	5.5	1		11/21/17 22:20	75-34-3	
1,2-Dichloroethane	ND	ug/kg	5.5	1		11/21/17 22:20	107-06-2	
1,1-Dichloroethene	ND	ug/kg	5.5	1		11/21/17 22:20	75-35-4	
cis-1,2-Dichloroethene	ND	ug/kg	5.5	1		11/21/17 22:20	156-59-2	
trans-1,2-Dichloroethene	ND	ug/kg	5.5	1		11/21/17 22:20	156-60-5	
1,2-Dichloropropane	ND	ug/kg	5.5	1		11/21/17 22:20	78-87-5	
1,3-Dichloropropane	ND	ug/kg	5.5	1		11/21/17 22:20	142-28-9	
2,2-Dichloropropane	ND	ug/kg	5.5	1		11/21/17 22:20	594-20-7	
1,1-Dichloropropene	ND	ug/kg	5.5	1		11/21/17 22:20	563-58-6	
cis-1,3-Dichloropropene	ND	ug/kg	5.5	1		11/21/17 22:20	10061-01-5	
trans-1,3-Dichloropropene	ND	ug/kg	5.5	1		11/21/17 22:20	10061-02-6	
Diisopropyl ether	ND	ug/kg	5.5	1		11/21/17 22:20	108-20-3	
Ethylbenzene	ND	ug/kg	5.5	1		11/21/17 22:20	100-41-4	
Hexachloro-1,3-butadiene	ND	ug/kg	5.5	1		11/21/17 22:20	87-68-3	
2-Hexanone	ND	ug/kg	55.2	1		11/21/17 22:20	591-78-6	
Isopropylbenzene (Cumene)	ND	ug/kg	5.5	1		11/21/17 22:20	98-82-8	
p-Isopropyltoluene	ND	ug/kg	5.5	1		11/21/17 22:20	99-87-6	
Methylene Chloride	ND	ug/kg	22.1	1		11/21/17 22:20	75-09-2	
4-Methyl-2-pentanone (MIBK)	ND	ug/kg	55.2	1		11/21/17 22:20	108-10-1	
Methyl-tert-butyl ether	ND	ug/kg	5.5	1		11/21/17 22:20	1634-04-4	

This report shall not be reproduced, except in full,
without the written consent of Pace Analytical Services, LLC.

Pace Analytical Services, LLC
9800 Kincey Ave. Suite 100
Huntersville, NC 28078
(704)875-9092

ANALYTICAL RESULTS

Project: AMC Whitfield
Pace Project No.: 92363898

Sample: HA-62-2 **Lab ID: 92363898006** Collected: 11/15/17 11:36 Received: 11/17/17 09:45 Matrix: Solid

Results reported on a "dry weight" basis and are adjusted for percent moisture, sample size and any dilutions.

Parameters	Results	Units	Report Limit	DF	Prepared	Analyzed	CAS No.	Qual
8260/5035A Volatile Organics	Analytical Method: EPA 8260							
Naphthalene	ND	ug/kg	5.5	1		11/21/17 22:20	91-20-3	
n-Propylbenzene	ND	ug/kg	5.5	1		11/21/17 22:20	103-65-1	
Styrene	ND	ug/kg	5.5	1		11/21/17 22:20	100-42-5	
1,1,1,2-Tetrachloroethane	ND	ug/kg	5.5	1		11/21/17 22:20	630-20-6	
1,1,2,2-Tetrachloroethane	ND	ug/kg	5.5	1		11/21/17 22:20	79-34-5	L2
Tetrachloroethene	**83.3**	ug/kg	5.5	1		11/21/17 22:20	127-18-4	
Toluene	ND	ug/kg	5.5	1		11/21/17 22:20	108-88-3	
1,2,3-Trichlorobenzene	ND	ug/kg	5.5	1		11/21/17 22:20	87-61-6	
1,2,4-Trichlorobenzene	ND	ug/kg	5.5	1		11/21/17 22:20	120-82-1	
1,1,1-Trichloroethane	ND	ug/kg	5.5	1		11/21/17 22:20	71-55-6	
1,1,2-Trichloroethane	ND	ug/kg	5.5	1		11/21/17 22:20	79-00-5	
Trichloroethene	ND	ug/kg	5.5	1		11/21/17 22:20	79-01-6	
Trichlorofluoromethane	ND	ug/kg	5.5	1		11/21/17 22:20	75-69-4	
1,2,3-Trichloropropane	ND	ug/kg	5.5	1		11/21/17 22:20	96-18-4	
1,2,4-Trimethylbenzene	ND	ug/kg	5.5	1		11/21/17 22:20	95-63-6	
1,3,5-Trimethylbenzene	ND	ug/kg	5.5	1		11/21/17 22:20	108-67-8	
Vinyl acetate	ND	ug/kg	55.2	1		11/21/17 22:20	108-05-4	L2
Vinyl chloride	ND	ug/kg	11.0	1		11/21/17 22:20	75-01-4	
Xylene (Total)	ND	ug/kg	11.0	1		11/21/17 22:20	1330-20-7	
m&p-Xylene	ND	ug/kg	11.0	1		11/21/17 22:20	179601-23-1	
o-Xylene	ND	ug/kg	5.5	1		11/21/17 22:20	95-47-6	
Surrogates								
Toluene-d8 (S)	103	%	70-130	1		11/21/17 22:20	2037-26-5	
4-Bromofluorobenzene (S)	102	%	70-130	1		11/21/17 22:20	460-00-4	
1,2-Dichloroethane-d4 (S)	120	%	70-132	1		11/21/17 22:20	17060-07-0	
Percent Moisture	Analytical Method: ASTM D2974-87							
Percent Moisture	**27.6**	%	0.10	1		11/19/17 11:35		

This report shall not be reproduced, except in full,
without the written consent of Pace Analytical Services, LLC.

Pace Analytical Services, LLC
9800 Kincey Ave. Suite 100
Huntersville, NC 28078
(704)875-9092

ANALYTICAL RESULTS

Project: AMC Whitfield
Pace Project No.: 92363898

Sample: HA-63-1 **Lab ID: 92363898007** Collected: 11/15/17 12:09 Received: 11/17/17 09:45 Matrix: Solid

Results reported on a "dry weight" basis and are adjusted for percent moisture, sample size and any dilutions.

Parameters	Results	Units	Report Limit	DF	Prepared	Analyzed	CAS No.	Qual
8260/5035A Volatile Organics	Analytical Method: EPA 8260							
Acetone	**532**	ug/kg	108	1		11/21/17 22:40	67-64-1	E
Benzene	ND	ug/kg	5.4	1		11/21/17 22:40	71-43-2	
Bromobenzene	ND	ug/kg	5.4	1		11/21/17 22:40	108-86-1	
Bromochloromethane	ND	ug/kg	5.4	1		11/21/17 22:40	74-97-5	
Bromodichloromethane	ND	ug/kg	5.4	1		11/21/17 22:40	75-27-4	
Bromoform	ND	ug/kg	5.4	1		11/21/17 22:40	75-25-2	
Bromomethane	ND	ug/kg	10.8	1		11/21/17 22:40	74-83-9	
2-Butanone (MEK)	ND	ug/kg	108	1		11/21/17 22:40	78-93-3	
n-Butylbenzene	ND	ug/kg	5.4	1		11/21/17 22:40	104-51-8	
sec-Butylbenzene	ND	ug/kg	5.4	1		11/21/17 22:40	135-98-8	
tert-Butylbenzene	ND	ug/kg	5.4	1		11/21/17 22:40	98-06-6	
Carbon tetrachloride	ND	ug/kg	5.4	1		11/21/17 22:40	56-23-5	
Chlorobenzene	ND	ug/kg	5.4	1		11/21/17 22:40	108-90-7	
Chloroethane	ND	ug/kg	10.8	1		11/21/17 22:40	75-00-3	
Chloroform	ND	ug/kg	5.4	1		11/21/17 22:40	67-66-3	
Chloromethane	ND	ug/kg	10.8	1		11/21/17 22:40	74-87-3	
2-Chlorotoluene	ND	ug/kg	5.4	1		11/21/17 22:40	95-49-8	
4-Chlorotoluene	ND	ug/kg	5.4	1		11/21/17 22:40	106-43-4	
1,2-Dibromo-3-chloropropane	ND	ug/kg	5.4	1		11/21/17 22:40	96-12-8	
Dibromochloromethane	ND	ug/kg	5.4	1		11/21/17 22:40	124-48-1	
1,2-Dibromoethane (EDB)	ND	ug/kg	5.4	1		11/21/17 22:40	106-93-4	
Dibromomethane	ND	ug/kg	5.4	1		11/21/17 22:40	74-95-3	
1,2-Dichlorobenzene	ND	ug/kg	5.4	1		11/21/17 22:40	95-50-1	
1,3-Dichlorobenzene	ND	ug/kg	5.4	1		11/21/17 22:40	541-73-1	
1,4-Dichlorobenzene	ND	ug/kg	5.4	1		11/21/17 22:40	106-46-7	
Dichlorodifluoromethane	ND	ug/kg	10.8	1		11/21/17 22:40	75-71-8	
1,1-Dichloroethane	ND	ug/kg	5.4	1		11/21/17 22:40	75-34-3	
1,2-Dichloroethane	ND	ug/kg	5.4	1		11/21/17 22:40	107-06-2	
1,1-Dichloroethene	ND	ug/kg	5.4	1		11/21/17 22:40	75-35-4	
cis-1,2-Dichloroethene	ND	ug/kg	5.4	1		11/21/17 22:40	156-59-2	
trans-1,2-Dichloroethene	ND	ug/kg	5.4	1		11/21/17 22:40	156-60-5	
1,2-Dichloropropane	ND	ug/kg	5.4	1		11/21/17 22:40	78-87-5	
1,3-Dichloropropane	ND	ug/kg	5.4	1		11/21/17 22:40	142-28-9	
2,2-Dichloropropane	ND	ug/kg	5.4	1		11/21/17 22:40	594-20-7	
1,1-Dichloropropene	ND	ug/kg	5.4	1		11/21/17 22:40	563-58-6	
cis-1,3-Dichloropropene	ND	ug/kg	5.4	1		11/21/17 22:40	10061-01-5	
trans-1,3-Dichloropropene	ND	ug/kg	5.4	1		11/21/17 22:40	10061-02-6	
Diisopropyl ether	ND	ug/kg	5.4	1		11/21/17 22:40	108-20-3	
Ethylbenzene	ND	ug/kg	5.4	1		11/21/17 22:40	100-41-4	
Hexachloro-1,3-butadiene	ND	ug/kg	5.4	1		11/21/17 22:40	87-68-3	
2-Hexanone	ND	ug/kg	54.0	1		11/21/17 22:40	591-78-6	
Isopropylbenzene (Cumene)	ND	ug/kg	5.4	1		11/21/17 22:40	98-82-8	
p-Isopropyltoluene	ND	ug/kg	5.4	1		11/21/17 22:40	99-87-6	
Methylene Chloride	ND	ug/kg	21.6	1		11/21/17 22:40	75-09-2	
4-Methyl-2-pentanone (MIBK)	ND	ug/kg	54.0	1		11/21/17 22:40	108-10-1	
Methyl-tert-butyl ether	ND	ug/kg	5.4	1		11/21/17 22:40	1634-04-4	

This report shall not be reproduced, except in full,
without the written consent of Pace Analytical Services, LLC.

Pace Analytical Services, LLC
9800 Kincey Ave. Suite 100
Huntersville, NC 28078
(704)875-9092

ANALYTICAL RESULTS

Project: AMC Whitfield
Pace Project No.: 92363898

Sample: HA-63-1 **Lab ID: 92363898007** Collected: 11/15/17 12:09 Received: 11/17/17 09:45 Matrix: Solid

Results reported on a "dry weight" basis and are adjusted for percent moisture, sample size and any dilutions.

Parameters	Results	Units	Report Limit	DF	Prepared	Analyzed	CAS No.	Qual
8260/5035A Volatile Organics	Analytical Method: EPA 8260							
Naphthalene	ND	ug/kg	5.4	1		11/21/17 22:40	91-20-3	
n-Propylbenzene	ND	ug/kg	5.4	1		11/21/17 22:40	103-65-1	
Styrene	ND	ug/kg	5.4	1		11/21/17 22:40	100-42-5	
1,1,1,2-Tetrachloroethane	ND	ug/kg	5.4	1		11/21/17 22:40	630-20-6	
1,1,2,2-Tetrachloroethane	ND	ug/kg	5.4	1		11/21/17 22:40	79-34-5	L2
Tetrachloroethene	**96.1**	ug/kg	5.4	1		11/21/17 22:40	127-18-4	
Toluene	ND	ug/kg	5.4	1		11/21/17 22:40	108-88-3	
1,2,3-Trichlorobenzene	ND	ug/kg	5.4	1		11/21/17 22:40	87-61-6	
1,2,4-Trichlorobenzene	ND	ug/kg	5.4	1		11/21/17 22:40	120-82-1	
1,1,1-Trichloroethane	ND	ug/kg	5.4	1		11/21/17 22:40	71-55-6	
1,1,2-Trichloroethane	ND	ug/kg	5.4	1		11/21/17 22:40	79-00-5	
Trichloroethene	ND	ug/kg	5.4	1		11/21/17 22:40	79-01-6	
Trichlorofluoromethane	ND	ug/kg	5.4	1		11/21/17 22:40	75-69-4	
1,2,3-Trichloropropane	ND	ug/kg	5.4	1		11/21/17 22:40	96-18-4	
1,2,4-Trimethylbenzene	ND	ug/kg	5.4	1		11/21/17 22:40	95-63-6	
1,3,5-Trimethylbenzene	ND	ug/kg	5.4	1		11/21/17 22:40	108-67-8	
Vinyl acetate	ND	ug/kg	54.0	1		11/21/17 22:40	108-05-4	L2
Vinyl chloride	ND	ug/kg	10.8	1		11/21/17 22:40	75-01-4	
Xylene (Total)	ND	ug/kg	10.8	1		11/21/17 22:40	1330-20-7	
m&p-Xylene	ND	ug/kg	10.8	1		11/21/17 22:40	179601-23-1	
o-Xylene	ND	ug/kg	5.4	1		11/21/17 22:40	95-47-6	
Surrogates								
Toluene-d8 (S)	103	%	70-130	1		11/21/17 22:40	2037-26-5	
4-Bromofluorobenzene (S)	98	%	70-130	1		11/21/17 22:40	460-00-4	
1,2-Dichloroethane-d4 (S)	130	%	70-132	1		11/21/17 22:40	17060-07-0	
Percent Moisture	Analytical Method: ASTM D2974-87							
Percent Moisture	**21.0**	%	0.10	1		11/19/17 11:36		

This report shall not be reproduced, except in full,
without the written consent of Pace Analytical Services, LLC.

Pace Analytical Services, LLC
9800 Kincey Ave. Suite 100
Huntersville, NC 28078
(704)875-9092

ANALYTICAL RESULTS

Project: AMC Whitfield
Pace Project No.: 92363898

Sample: HA-64-2 **Lab ID: 92363898008** Collected: 11/15/17 14:19 Received: 11/17/17 09:45 Matrix: Solid

Results reported on a "dry weight" basis and are adjusted for percent moisture, sample size and any dilutions.

Parameters	Results	Units	Report Limit	DF	Prepared	Analyzed	CAS No.	Qual
8260/5035A Volatile Organics	Analytical Method: EPA 8260							
Acetone	**948**	ug/kg	113	1		11/21/17 22:59	67-64-1	E
Benzene	ND	ug/kg	5.6	1		11/21/17 22:59	71-43-2	
Bromobenzene	ND	ug/kg	5.6	1		11/21/17 22:59	108-86-1	
Bromochloromethane	ND	ug/kg	5.6	1		11/21/17 22:59	74-97-5	
Bromodichloromethane	ND	ug/kg	5.6	1		11/21/17 22:59	75-27-4	
Bromoform	ND	ug/kg	5.6	1		11/21/17 22:59	75-25-2	
Bromomethane	ND	ug/kg	11.3	1		11/21/17 22:59	74-83-9	
2-Butanone (MEK)	ND	ug/kg	113	1		11/21/17 22:59	78-93-3	
n-Butylbenzene	ND	ug/kg	5.6	1		11/21/17 22:59	104-51-8	
sec-Butylbenzene	ND	ug/kg	5.6	1		11/21/17 22:59	135-98-8	
tert-Butylbenzene	ND	ug/kg	5.6	1		11/21/17 22:59	98-06-6	
Carbon tetrachloride	ND	ug/kg	5.6	1		11/21/17 22:59	56-23-5	
Chlorobenzene	ND	ug/kg	5.6	1		11/21/17 22:59	108-90-7	
Chloroethane	ND	ug/kg	11.3	1		11/21/17 22:59	75-00-3	
Chloroform	ND	ug/kg	5.6	1		11/21/17 22:59	67-66-3	
Chloromethane	ND	ug/kg	11.3	1		11/21/17 22:59	74-87-3	
2-Chlorotoluene	ND	ug/kg	5.6	1		11/21/17 22:59	95-49-8	
4-Chlorotoluene	ND	ug/kg	5.6	1		11/21/17 22:59	106-43-4	
1,2-Dibromo-3-chloropropane	ND	ug/kg	5.6	1		11/21/17 22:59	96-12-8	
Dibromochloromethane	ND	ug/kg	5.6	1		11/21/17 22:59	124-48-1	
1,2-Dibromoethane (EDB)	ND	ug/kg	5.6	1		11/21/17 22:59	106-93-4	
Dibromomethane	ND	ug/kg	5.6	1		11/21/17 22:59	74-95-3	
1,2-Dichlorobenzene	ND	ug/kg	5.6	1		11/21/17 22:59	95-50-1	
1,3-Dichlorobenzene	ND	ug/kg	5.6	1		11/21/17 22:59	541-73-1	
1,4-Dichlorobenzene	ND	ug/kg	5.6	1		11/21/17 22:59	106-46-7	
Dichlorodifluoromethane	ND	ug/kg	11.3	1		11/21/17 22:59	75-71-8	
1,1-Dichloroethane	ND	ug/kg	5.6	1		11/21/17 22:59	75-34-3	
1,2-Dichloroethane	ND	ug/kg	5.6	1		11/21/17 22:59	107-06-2	
1,1-Dichloroethene	ND	ug/kg	5.6	1		11/21/17 22:59	75-35-4	
cis-1,2-Dichloroethene	ND	ug/kg	5.6	1		11/21/17 22:59	156-59-2	
trans-1,2-Dichloroethene	ND	ug/kg	5.6	1		11/21/17 22:59	156-60-5	
1,2-Dichloropropane	ND	ug/kg	5.6	1		11/21/17 22:59	78-87-5	
1,3-Dichloropropane	ND	ug/kg	5.6	1		11/21/17 22:59	142-28-9	
2,2-Dichloropropane	ND	ug/kg	5.6	1		11/21/17 22:59	594-20-7	
1,1-Dichloropropene	ND	ug/kg	5.6	1		11/21/17 22:59	563-58-6	
cis-1,3-Dichloropropene	ND	ug/kg	5.6	1		11/21/17 22:59	10061-01-5	
trans-1,3-Dichloropropene	ND	ug/kg	5.6	1		11/21/17 22:59	10061-02-6	
Diisopropyl ether	ND	ug/kg	5.6	1		11/21/17 22:59	108-20-3	
Ethylbenzene	ND	ug/kg	5.6	1		11/21/17 22:59	100-41-4	
Hexachloro-1,3-butadiene	ND	ug/kg	5.6	1		11/21/17 22:59	87-68-3	
2-Hexanone	ND	ug/kg	56.4	1		11/21/17 22:59	591-78-6	
Isopropylbenzene (Cumene)	ND	ug/kg	5.6	1		11/21/17 22:59	98-82-8	
p-Isopropyltoluene	**20.7**	ug/kg	5.6	1		11/21/17 22:59	99-87-6	
Methylene Chloride	ND	ug/kg	22.6	1		11/21/17 22:59	75-09-2	
4-Methyl-2-pentanone (MIBK)	ND	ug/kg	56.4	1		11/21/17 22:59	108-10-1	
Methyl-tert-butyl ether	ND	ug/kg	5.6	1		11/21/17 22:59	1634-04-4	

This report shall not be reproduced, except in full,
without the written consent of Pace Analytical Services, LLC.

Pace Analytical Services, LLC
9800 Kincey Ave. Suite 100
Huntersville, NC 28078
(704)875-9092

ANALYTICAL RESULTS

Project: AMC Whitfield
Pace Project No.: 92363898

Sample: HA-64-2 **Lab ID: 92363898008** Collected: 11/15/17 14:19 Received: 11/17/17 09:45 Matrix: Solid

Results reported on a "dry weight" basis and are adjusted for percent moisture, sample size and any dilutions.

Parameters	Results	Units	Report Limit	DF	Prepared	Analyzed	CAS No.	Qual
8260/5035A Volatile Organics	Analytical Method: EPA 8260							
Naphthalene	ND	ug/kg	5.6	1		11/21/17 22:59	91-20-3	
n-Propylbenzene	ND	ug/kg	5.6	1		11/21/17 22:59	103-65-1	
Styrene	ND	ug/kg	5.6	1		11/21/17 22:59	100-42-5	
1,1,1,2-Tetrachloroethane	ND	ug/kg	5.6	1		11/21/17 22:59	630-20-6	
1,1,2,2-Tetrachloroethane	ND	ug/kg	5.6	1		11/21/17 22:59	79-34-5	L2
Tetrachloroethene	**514**	ug/kg	131	25		11/22/17 16:29	127-18-4	
Toluene	**12.6**	ug/kg	5.6	1		11/21/17 22:59	108-88-3	
1,2,3-Trichlorobenzene	ND	ug/kg	5.6	1		11/21/17 22:59	87-61-6	
1,2,4-Trichlorobenzene	ND	ug/kg	5.6	1		11/21/17 22:59	120-82-1	
1,1,1-Trichloroethane	ND	ug/kg	5.6	1		11/21/17 22:59	71-55-6	
1,1,2-Trichloroethane	ND	ug/kg	5.6	1		11/21/17 22:59	79-00-5	
Trichloroethene	ND	ug/kg	5.6	1		11/21/17 22:59	79-01-6	
Trichlorofluoromethane	ND	ug/kg	5.6	1		11/21/17 22:59	75-69-4	
1,2,3-Trichloropropane	ND	ug/kg	5.6	1		11/21/17 22:59	96-18-4	
1,2,4-Trimethylbenzene	ND	ug/kg	5.6	1		11/21/17 22:59	95-63-6	
1,3,5-Trimethylbenzene	ND	ug/kg	5.6	1		11/21/17 22:59	108-67-8	
Vinyl acetate	ND	ug/kg	56.4	1		11/21/17 22:59	108-05-4	L2
Vinyl chloride	ND	ug/kg	11.3	1		11/21/17 22:59	75-01-4	
Xylene (Total)	ND	ug/kg	11.3	1		11/21/17 22:59	1330-20-7	
m&p-Xylene	ND	ug/kg	11.3	1		11/21/17 22:59	179601-23-1	
o-Xylene	ND	ug/kg	5.6	1		11/21/17 22:59	95-47-6	
Surrogates								
Toluene-d8 (S)	103	%	70-130	1		11/21/17 22:59	2037-26-5	
4-Bromofluorobenzene (S)	95	%	70-130	1		11/21/17 22:59	460-00-4	
1,2-Dichloroethane-d4 (S)	123	%	70-132	1		11/21/17 22:59	17060-07-0	
Percent Moisture	Analytical Method: ASTM D2974-87							
Percent Moisture	**17.6**	%	0.10	1		11/19/17 11:36		

This report shall not be reproduced, except in full,
without the written consent of Pace Analytical Services, LLC.

Pace Analytical Services, LLC
9800 Kincey Ave. Suite 100
Huntersville, NC 28078
(704)875-9092

ANALYTICAL RESULTS

Project: AMC Whitfield
Pace Project No.: 92363898

Sample: HA-65-1 **Lab ID: 92363898009** Collected: 11/15/17 14:37 Received: 11/17/17 09:45 Matrix: Solid

Results reported on a "dry weight" basis and are adjusted for percent moisture, sample size and any dilutions.

Parameters	Results	Units	Report Limit	DF	Prepared	Analyzed	CAS No.	Qual
8260/5035A Volatile Organics	Analytical Method: EPA 8260							
Acetone	**525**	ug/kg	100	1		11/21/17 23:19	67-64-1	E
Benzene	ND	ug/kg	5.0	1		11/21/17 23:19	71-43-2	
Bromobenzene	ND	ug/kg	5.0	1		11/21/17 23:19	108-86-1	
Bromochloromethane	ND	ug/kg	5.0	1		11/21/17 23:19	74-97-5	
Bromodichloromethane	ND	ug/kg	5.0	1		11/21/17 23:19	75-27-4	
Bromoform	ND	ug/kg	5.0	1		11/21/17 23:19	75-25-2	
Bromomethane	ND	ug/kg	10.0	1		11/21/17 23:19	74-83-9	
2-Butanone (MEK)	ND	ug/kg	100	1		11/21/17 23:19	78-93-3	
n-Butylbenzene	ND	ug/kg	5.0	1		11/21/17 23:19	104-51-8	
sec-Butylbenzene	ND	ug/kg	5.0	1		11/21/17 23:19	135-98-8	
tert-Butylbenzene	ND	ug/kg	5.0	1		11/21/17 23:19	98-06-6	
Carbon tetrachloride	ND	ug/kg	5.0	1		11/21/17 23:19	56-23-5	
Chlorobenzene	ND	ug/kg	5.0	1		11/21/17 23:19	108-90-7	
Chloroethane	ND	ug/kg	10.0	1		11/21/17 23:19	75-00-3	
Chloroform	ND	ug/kg	5.0	1		11/21/17 23:19	67-66-3	
Chloromethane	ND	ug/kg	10.0	1		11/21/17 23:19	74-87-3	
2-Chlorotoluene	ND	ug/kg	5.0	1		11/21/17 23:19	95-49-8	
4-Chlorotoluene	ND	ug/kg	5.0	1		11/21/17 23:19	106-43-4	
1,2-Dibromo-3-chloropropane	ND	ug/kg	5.0	1		11/21/17 23:19	96-12-8	
Dibromochloromethane	ND	ug/kg	5.0	1		11/21/17 23:19	124-48-1	
1,2-Dibromoethane (EDB)	ND	ug/kg	5.0	1		11/21/17 23:19	106-93-4	
Dibromomethane	ND	ug/kg	5.0	1		11/21/17 23:19	74-95-3	
1,2-Dichlorobenzene	ND	ug/kg	5.0	1		11/21/17 23:19	95-50-1	
1,3-Dichlorobenzene	ND	ug/kg	5.0	1		11/21/17 23:19	541-73-1	
1,4-Dichlorobenzene	ND	ug/kg	5.0	1		11/21/17 23:19	106-46-7	
Dichlorodifluoromethane	ND	ug/kg	10.0	1		11/21/17 23:19	75-71-8	
1,1-Dichloroethane	ND	ug/kg	5.0	1		11/21/17 23:19	75-34-3	
1,2-Dichloroethane	ND	ug/kg	5.0	1		11/21/17 23:19	107-06-2	
1,1-Dichloroethene	ND	ug/kg	5.0	1		11/21/17 23:19	75-35-4	
cis-1,2-Dichloroethene	ND	ug/kg	5.0	1		11/21/17 23:19	156-59-2	
trans-1,2-Dichloroethene	ND	ug/kg	5.0	1		11/21/17 23:19	156-60-5	
1,2-Dichloropropane	ND	ug/kg	5.0	1		11/21/17 23:19	78-87-5	
1,3-Dichloropropane	ND	ug/kg	5.0	1		11/21/17 23:19	142-28-9	
2,2-Dichloropropane	ND	ug/kg	5.0	1		11/21/17 23:19	594-20-7	
1,1-Dichloropropene	ND	ug/kg	5.0	1		11/21/17 23:19	563-58-6	
cis-1,3-Dichloropropene	ND	ug/kg	5.0	1		11/21/17 23:19	10061-01-5	
trans-1,3-Dichloropropene	ND	ug/kg	5.0	1		11/21/17 23:19	10061-02-6	
Diisopropyl ether	ND	ug/kg	5.0	1		11/21/17 23:19	108-20-3	
Ethylbenzene	ND	ug/kg	5.0	1		11/21/17 23:19	100-41-4	
Hexachloro-1,3-butadiene	ND	ug/kg	5.0	1		11/21/17 23:19	87-68-3	
2-Hexanone	ND	ug/kg	50.2	1		11/21/17 23:19	591-78-6	
Isopropylbenzene (Cumene)	ND	ug/kg	5.0	1		11/21/17 23:19	98-82-8	
p-Isopropyltoluene	**6.3**	ug/kg	5.0	1		11/21/17 23:19	99-87-6	
Methylene Chloride	ND	ug/kg	20.1	1		11/21/17 23:19	75-09-2	
4-Methyl-2-pentanone (MIBK)	ND	ug/kg	50.2	1		11/21/17 23:19	108-10-1	
Methyl-tert-butyl ether	ND	ug/kg	5.0	1		11/21/17 23:19	1634-04-4	

This report shall not be reproduced, except in full,
without the written consent of Pace Analytical Services, LLC.

Pace Analytical Services, LLC
9800 Kincey Ave. Suite 100
Huntersville, NC 28078
(704)875-9092

ANALYTICAL RESULTS

Project: AMC Whitfield
Pace Project No.: 92363898

Sample: HA-65-1 **Lab ID: 92363898009** Collected: 11/15/17 14:37 Received: 11/17/17 09:45 Matrix: Solid

Results reported on a "dry weight" basis and are adjusted for percent moisture, sample size and any dilutions.

Parameters	Results	Units	Report Limit	DF	Prepared	Analyzed	CAS No.	Qual
8260/5035A Volatile Organics	Analytical Method: EPA 8260							
Naphthalene	ND	ug/kg	5.0	1		11/21/17 23:19	91-20-3	
n-Propylbenzene	ND	ug/kg	5.0	1		11/21/17 23:19	103-65-1	
Styrene	ND	ug/kg	5.0	1		11/21/17 23:19	100-42-5	
1,1,1,2-Tetrachloroethane	ND	ug/kg	5.0	1		11/21/17 23:19	630-20-6	
1,1,2,2-Tetrachloroethane	ND	ug/kg	5.0	1		11/21/17 23:19	79-34-5	L2
Tetrachloroethene	**59.4**	ug/kg	5.0	1		11/21/17 23:19	127-18-4	
Toluene	**14.5**	ug/kg	5.0	1		11/21/17 23:19	108-88-3	
1,2,3-Trichlorobenzene	ND	ug/kg	5.0	1		11/21/17 23:19	87-61-6	
1,2,4-Trichlorobenzene	ND	ug/kg	5.0	1		11/21/17 23:19	120-82-1	
1,1,1-Trichloroethane	ND	ug/kg	5.0	1		11/21/17 23:19	71-55-6	
1,1,2-Trichloroethane	ND	ug/kg	5.0	1		11/21/17 23:19	79-00-5	
Trichloroethene	ND	ug/kg	5.0	1		11/21/17 23:19	79-01-6	
Trichlorofluoromethane	ND	ug/kg	5.0	1		11/21/17 23:19	75-69-4	
1,2,3-Trichloropropane	ND	ug/kg	5.0	1		11/21/17 23:19	96-18-4	
1,2,4-Trimethylbenzene	ND	ug/kg	5.0	1		11/21/17 23:19	95-63-6	
1,3,5-Trimethylbenzene	ND	ug/kg	5.0	1		11/21/17 23:19	108-67-8	
Vinyl acetate	ND	ug/kg	50.2	1		11/21/17 23:19	108-05-4	L2
Vinyl chloride	ND	ug/kg	10.0	1		11/21/17 23:19	75-01-4	
Xylene (Total)	ND	ug/kg	10.0	1		11/21/17 23:19	1330-20-7	
m&p-Xylene	ND	ug/kg	10.0	1		11/21/17 23:19	179601-23-1	
o-Xylene	ND	ug/kg	5.0	1		11/21/17 23:19	95-47-6	
Surrogates								
Toluene-d8 (S)	103	%	70-130	1		11/21/17 23:19	2037-26-5	
4-Bromofluorobenzene (S)	96	%	70-130	1		11/21/17 23:19	460-00-4	
1,2-Dichloroethane-d4 (S)	125	%	70-132	1		11/21/17 23:19	17060-07-0	
Percent Moisture	Analytical Method: ASTM D2974-87							
Percent Moisture	**19.4**	%	0.10	1		11/19/17 11:36		

This report shall not be reproduced, except in full,
without the written consent of Pace Analytical Services, LLC.

Pace Analytical Services, LLC
9800 Kincey Ave. Suite 100
Huntersville, NC 28078
(704)875-9092

ANALYTICAL RESULTS

Project: AMC Whitfield
Pace Project No.: 92363898

Sample: HA-66-1 **Lab ID: 92363898010** Collected: 11/15/17 14:56 Received: 11/17/17 09:45 Matrix: Solid

Results reported on a "dry weight" basis and are adjusted for percent moisture, sample size and any dilutions.

Parameters	Results	Units	Report Limit	DF	Prepared	Analyzed	CAS No.	Qual
8260/5035A Volatile Organics	Analytical Method: EPA 8260							
Acetone	**505**	ug/kg	98.7	1		11/21/17 23:39	67-64-1	E
Benzene	ND	ug/kg	4.9	1		11/21/17 23:39	71-43-2	
Bromobenzene	ND	ug/kg	4.9	1		11/21/17 23:39	108-86-1	
Bromochloromethane	ND	ug/kg	4.9	1		11/21/17 23:39	74-97-5	
Bromodichloromethane	ND	ug/kg	4.9	1		11/21/17 23:39	75-27-4	
Bromoform	ND	ug/kg	4.9	1		11/21/17 23:39	75-25-2	
Bromomethane	ND	ug/kg	9.9	1		11/21/17 23:39	74-83-9	
2-Butanone (MEK)	ND	ug/kg	98.7	1		11/21/17 23:39	78-93-3	
n-Butylbenzene	ND	ug/kg	4.9	1		11/21/17 23:39	104-51-8	
sec-Butylbenzene	ND	ug/kg	4.9	1		11/21/17 23:39	135-98-8	
tert-Butylbenzene	ND	ug/kg	4.9	1		11/21/17 23:39	98-06-6	
Carbon tetrachloride	ND	ug/kg	4.9	1		11/21/17 23:39	56-23-5	
Chlorobenzene	ND	ug/kg	4.9	1		11/21/17 23:39	108-90-7	
Chloroethane	ND	ug/kg	9.9	1		11/21/17 23:39	75-00-3	
Chloroform	ND	ug/kg	4.9	1		11/21/17 23:39	67-66-3	
Chloromethane	ND	ug/kg	9.9	1		11/21/17 23:39	74-87-3	
2-Chlorotoluene	ND	ug/kg	4.9	1		11/21/17 23:39	95-49-8	
4-Chlorotoluene	ND	ug/kg	4.9	1		11/21/17 23:39	106-43-4	
1,2-Dibromo-3-chloropropane	ND	ug/kg	4.9	1		11/21/17 23:39	96-12-8	
Dibromochloromethane	ND	ug/kg	4.9	1		11/21/17 23:39	124-48-1	
1,2-Dibromoethane (EDB)	ND	ug/kg	4.9	1		11/21/17 23:39	106-93-4	
Dibromomethane	ND	ug/kg	4.9	1		11/21/17 23:39	74-95-3	
1,2-Dichlorobenzene	ND	ug/kg	4.9	1		11/21/17 23:39	95-50-1	
1,3-Dichlorobenzene	ND	ug/kg	4.9	1		11/21/17 23:39	541-73-1	
1,4-Dichlorobenzene	ND	ug/kg	4.9	1		11/21/17 23:39	106-46-7	
Dichlorodifluoromethane	ND	ug/kg	9.9	1		11/21/17 23:39	75-71-8	
1,1-Dichloroethane	ND	ug/kg	4.9	1		11/21/17 23:39	75-34-3	
1,2-Dichloroethane	ND	ug/kg	4.9	1		11/21/17 23:39	107-06-2	
1,1-Dichloroethene	ND	ug/kg	4.9	1		11/21/17 23:39	75-35-4	
cis-1,2-Dichloroethene	ND	ug/kg	4.9	1		11/21/17 23:39	156-59-2	
trans-1,2-Dichloroethene	ND	ug/kg	4.9	1		11/21/17 23:39	156-60-5	
1,2-Dichloropropane	ND	ug/kg	4.9	1		11/21/17 23:39	78-87-5	
1,3-Dichloropropane	ND	ug/kg	4.9	1		11/21/17 23:39	142-28-9	
2,2-Dichloropropane	ND	ug/kg	4.9	1		11/21/17 23:39	594-20-7	
1,1-Dichloropropene	ND	ug/kg	4.9	1		11/21/17 23:39	563-58-6	
cis-1,3-Dichloropropene	ND	ug/kg	4.9	1		11/21/17 23:39	10061-01-5	
trans-1,3-Dichloropropene	ND	ug/kg	4.9	1		11/21/17 23:39	10061-02-6	
Diisopropyl ether	ND	ug/kg	4.9	1		11/21/17 23:39	108-20-3	
Ethylbenzene	ND	ug/kg	4.9	1		11/21/17 23:39	100-41-4	
Hexachloro-1,3-butadiene	ND	ug/kg	4.9	1		11/21/17 23:39	87-68-3	
2-Hexanone	ND	ug/kg	49.3	1		11/21/17 23:39	591-78-6	
Isopropylbenzene (Cumene)	ND	ug/kg	4.9	1		11/21/17 23:39	98-82-8	
p-Isopropyltoluene	ND	ug/kg	4.9	1		11/21/17 23:39	99-87-6	
Methylene Chloride	ND	ug/kg	19.7	1		11/21/17 23:39	75-09-2	
4-Methyl-2-pentanone (MIBK)	ND	ug/kg	49.3	1		11/21/17 23:39	108-10-1	
Methyl-tert-butyl ether	ND	ug/kg	4.9	1		11/21/17 23:39	1634-04-4	

This report shall not be reproduced, except in full,
without the written consent of Pace Analytical Services, LLC.

Pace Analytical Services, LLC
9800 Kincey Ave. Suite 100
Huntersville, NC 28078
(704)875-9092

ANALYTICAL RESULTS

Project: AMC Whitfield
Pace Project No.: 92363898

Sample: HA-66-1 **Lab ID: 92363898010** Collected: 11/15/17 14:56 Received: 11/17/17 09:45 Matrix: Solid

Results reported on a "dry weight" basis and are adjusted for percent moisture, sample size and any dilutions.

Parameters	Results	Units	Report Limit	DF	Prepared	Analyzed	CAS No.	Qual
8260/5035A Volatile Organics	Analytical Method: EPA 8260							
Naphthalene	ND	ug/kg	4.9	1		11/21/17 23:39	91-20-3	
n-Propylbenzene	ND	ug/kg	4.9	1		11/21/17 23:39	103-65-1	
Styrene	ND	ug/kg	4.9	1		11/21/17 23:39	100-42-5	
1,1,1,2-Tetrachloroethane	ND	ug/kg	4.9	1		11/21/17 23:39	630-20-6	
1,1,2,2-Tetrachloroethane	ND	ug/kg	4.9	1		11/21/17 23:39	79-34-5	L2
Tetrachloroethene	**26.2**	ug/kg	4.9	1		11/21/17 23:39	127-18-4	
Toluene	**9.3**	ug/kg	4.9	1		11/21/17 23:39	108-88-3	
1,2,3-Trichlorobenzene	ND	ug/kg	4.9	1		11/21/17 23:39	87-61-6	
1,2,4-Trichlorobenzene	ND	ug/kg	4.9	1		11/21/17 23:39	120-82-1	
1,1,1-Trichloroethane	ND	ug/kg	4.9	1		11/21/17 23:39	71-55-6	
1,1,2-Trichloroethane	ND	ug/kg	4.9	1		11/21/17 23:39	79-00-5	
Trichloroethene	ND	ug/kg	4.9	1		11/21/17 23:39	79-01-6	
Trichlorofluoromethane	ND	ug/kg	4.9	1		11/21/17 23:39	75-69-4	
1,2,3-Trichloropropane	ND	ug/kg	4.9	1		11/21/17 23:39	96-18-4	
1,2,4-Trimethylbenzene	ND	ug/kg	4.9	1		11/21/17 23:39	95-63-6	
1,3,5-Trimethylbenzene	ND	ug/kg	4.9	1		11/21/17 23:39	108-67-8	
Vinyl acetate	ND	ug/kg	49.3	1		11/21/17 23:39	108-05-4	L2
Vinyl chloride	ND	ug/kg	9.9	1		11/21/17 23:39	75-01-4	
Xylene (Total)	ND	ug/kg	9.9	1		11/21/17 23:39	1330-20-7	
m&p-Xylene	ND	ug/kg	9.9	1		11/21/17 23:39	179601-23-1	
o-Xylene	ND	ug/kg	4.9	1		11/21/17 23:39	95-47-6	
Surrogates								
Toluene-d8 (S)	102	%	70-130	1		11/21/17 23:39	2037-26-5	
4-Bromofluorobenzene (S)	95	%	70-130	1		11/21/17 23:39	460-00-4	
1,2-Dichloroethane-d4 (S)	129	%	70-132	1		11/21/17 23:39	17060-07-0	
Percent Moisture	Analytical Method: ASTM D2974-87							
Percent Moisture	**20.1**	%	0.10	1		11/19/17 11:36		

This report shall not be reproduced, except in full,
without the written consent of Pace Analytical Services, LLC.

Pace Analytical Services, LLC
9800 Kincey Ave. Suite 100
Huntersville, NC 28078
(704)875-9092

ANALYTICAL RESULTS

Project: AMC Whitfield
Pace Project No.: 92363898

Sample: HA-67-2 **Lab ID: 92363898011** Collected: 11/15/17 15:23 Received: 11/17/17 09:45 Matrix: Solid

Results reported on a "dry weight" basis and are adjusted for percent moisture, sample size and any dilutions.

Parameters	Results	Units	Report Limit	DF	Prepared	Analyzed	CAS No.	Qual
8260/5035A Volatile Organics	Analytical Method: EPA 8260							
Acetone	**221**	ug/kg	98.2	1		11/21/17 23:59	67-64-1	
Benzene	ND	ug/kg	4.9	1		11/21/17 23:59	71-43-2	
Bromobenzene	ND	ug/kg	4.9	1		11/21/17 23:59	108-86-1	
Bromochloromethane	ND	ug/kg	4.9	1		11/21/17 23:59	74-97-5	
Bromodichloromethane	ND	ug/kg	4.9	1		11/21/17 23:59	75-27-4	
Bromoform	ND	ug/kg	4.9	1		11/21/17 23:59	75-25-2	
Bromomethane	ND	ug/kg	9.8	1		11/21/17 23:59	74-83-9	
2-Butanone (MEK)	ND	ug/kg	98.2	1		11/21/17 23:59	78-93-3	
n-Butylbenzene	ND	ug/kg	4.9	1		11/21/17 23:59	104-51-8	
sec-Butylbenzene	ND	ug/kg	4.9	1		11/21/17 23:59	135-98-8	
tert-Butylbenzene	ND	ug/kg	4.9	1		11/21/17 23:59	98-06-6	
Carbon tetrachloride	ND	ug/kg	4.9	1		11/21/17 23:59	56-23-5	
Chlorobenzene	ND	ug/kg	4.9	1		11/21/17 23:59	108-90-7	
Chloroethane	ND	ug/kg	9.8	1		11/21/17 23:59	75-00-3	
Chloroform	ND	ug/kg	4.9	1		11/21/17 23:59	67-66-3	
Chloromethane	ND	ug/kg	9.8	1		11/21/17 23:59	74-87-3	
2-Chlorotoluene	ND	ug/kg	4.9	1		11/21/17 23:59	95-49-8	
4-Chlorotoluene	ND	ug/kg	4.9	1		11/21/17 23:59	106-43-4	
1,2-Dibromo-3-chloropropane	ND	ug/kg	4.9	1		11/21/17 23:59	96-12-8	
Dibromochloromethane	ND	ug/kg	4.9	1		11/21/17 23:59	124-48-1	
1,2-Dibromoethane (EDB)	ND	ug/kg	4.9	1		11/21/17 23:59	106-93-4	
Dibromomethane	ND	ug/kg	4.9	1		11/21/17 23:59	74-95-3	
1,2-Dichlorobenzene	ND	ug/kg	4.9	1		11/21/17 23:59	95-50-1	
1,3-Dichlorobenzene	ND	ug/kg	4.9	1		11/21/17 23:59	541-73-1	
1,4-Dichlorobenzene	ND	ug/kg	4.9	1		11/21/17 23:59	106-46-7	
Dichlorodifluoromethane	ND	ug/kg	9.8	1		11/21/17 23:59	75-71-8	
1,1-Dichloroethane	ND	ug/kg	4.9	1		11/21/17 23:59	75-34-3	
1,2-Dichloroethane	ND	ug/kg	4.9	1		11/21/17 23:59	107-06-2	
1,1-Dichloroethene	ND	ug/kg	4.9	1		11/21/17 23:59	75-35-4	
cis-1,2-Dichloroethene	ND	ug/kg	4.9	1		11/21/17 23:59	156-59-2	
trans-1,2-Dichloroethene	ND	ug/kg	4.9	1		11/21/17 23:59	156-60-5	
1,2-Dichloropropane	ND	ug/kg	4.9	1		11/21/17 23:59	78-87-5	
1,3-Dichloropropane	ND	ug/kg	4.9	1		11/21/17 23:59	142-28-9	
2,2-Dichloropropane	ND	ug/kg	4.9	1		11/21/17 23:59	594-20-7	
1,1-Dichloropropene	ND	ug/kg	4.9	1		11/21/17 23:59	563-58-6	
cis-1,3-Dichloropropene	ND	ug/kg	4.9	1		11/21/17 23:59	10061-01-5	
trans-1,3-Dichloropropene	ND	ug/kg	4.9	1		11/21/17 23:59	10061-02-6	
Diisopropyl ether	ND	ug/kg	4.9	1		11/21/17 23:59	108-20-3	
Ethylbenzene	ND	ug/kg	4.9	1		11/21/17 23:59	100-41-4	
Hexachloro-1,3-butadiene	ND	ug/kg	4.9	1		11/21/17 23:59	87-68-3	
2-Hexanone	ND	ug/kg	49.1	1		11/21/17 23:59	591-78-6	
Isopropylbenzene (Cumene)	ND	ug/kg	4.9	1		11/21/17 23:59	98-82-8	
p-Isopropyltoluene	ND	ug/kg	4.9	1		11/21/17 23:59	99-87-6	
Methylene Chloride	ND	ug/kg	19.6	1		11/21/17 23:59	75-09-2	
4-Methyl-2-pentanone (MIBK)	ND	ug/kg	49.1	1		11/21/17 23:59	108-10-1	
Methyl-tert-butyl ether	ND	ug/kg	4.9	1		11/21/17 23:59	1634-04-4	

This report shall not be reproduced, except in full,
without the written consent of Pace Analytical Services, LLC.

Pace Analytical Services, LLC
9800 Kincey Ave. Suite 100
Huntersville, NC 28078
(704)875-9092

ANALYTICAL RESULTS

Project: AMC Whitfield
Pace Project No.: 92363898

Sample: HA-67-2 **Lab ID: 92363898011** Collected: 11/15/17 15:23 Received: 11/17/17 09:45 Matrix: Solid

Results reported on a "dry weight" basis and are adjusted for percent moisture, sample size and any dilutions.

Parameters	Results	Units	Report Limit	DF	Prepared	Analyzed	CAS No.	Qual
8260/5035A Volatile Organics	Analytical Method: EPA 8260							
Naphthalene	ND	ug/kg	4.9	1		11/21/17 23:59	91-20-3	
n-Propylbenzene	ND	ug/kg	4.9	1		11/21/17 23:59	103-65-1	
Styrene	ND	ug/kg	4.9	1		11/21/17 23:59	100-42-5	
1,1,1,2-Tetrachloroethane	ND	ug/kg	4.9	1		11/21/17 23:59	630-20-6	
1,1,2,2-Tetrachloroethane	ND	ug/kg	4.9	1		11/21/17 23:59	79-34-5	L2
Tetrachloroethene	**9.0**	ug/kg	4.9	1		11/21/17 23:59	127-18-4	
Toluene	ND	ug/kg	4.9	1		11/21/17 23:59	108-88-3	
1,2,3-Trichlorobenzene	ND	ug/kg	4.9	1		11/21/17 23:59	87-61-6	
1,2,4-Trichlorobenzene	ND	ug/kg	4.9	1		11/21/17 23:59	120-82-1	
1,1,1-Trichloroethane	ND	ug/kg	4.9	1		11/21/17 23:59	71-55-6	
1,1,2-Trichloroethane	ND	ug/kg	4.9	1		11/21/17 23:59	79-00-5	
Trichloroethene	ND	ug/kg	4.9	1		11/21/17 23:59	79-01-6	
Trichlorofluoromethane	ND	ug/kg	4.9	1		11/21/17 23:59	75-69-4	
1,2,3-Trichloropropane	ND	ug/kg	4.9	1		11/21/17 23:59	96-18-4	
1,2,4-Trimethylbenzene	ND	ug/kg	4.9	1		11/21/17 23:59	95-63-6	
1,3,5-Trimethylbenzene	ND	ug/kg	4.9	1		11/21/17 23:59	108-67-8	
Vinyl acetate	ND	ug/kg	49.1	1		11/21/17 23:59	108-05-4	L2
Vinyl chloride	ND	ug/kg	9.8	1		11/21/17 23:59	75-01-4	
Xylene (Total)	ND	ug/kg	9.8	1		11/21/17 23:59	1330-20-7	
m&p-Xylene	ND	ug/kg	9.8	1		11/21/17 23:59	179601-23-1	
o-Xylene	ND	ug/kg	4.9	1		11/21/17 23:59	95-47-6	
Surrogates								
Toluene-d8 (S)	103	%	70-130	1		11/21/17 23:59	2037-26-5	
4-Bromofluorobenzene (S)	92	%	70-130	1		11/21/17 23:59	460-00-4	
1,2-Dichloroethane-d4 (S)	127	%	70-132	1		11/21/17 23:59	17060-07-0	
Percent Moisture	Analytical Method: ASTM D2974-87							
Percent Moisture	**12.8**	%	0.10	1		11/19/17 11:37		

This report shall not be reproduced, except in full,
without the written consent of Pace Analytical Services, LLC.

Pace Analytical Services, LLC
9800 Kincey Ave. Suite 100
Huntersville, NC 28078
(704)875-9092

ANALYTICAL RESULTS

Project: AMC Whitfield
Pace Project No.: 92363898

Sample: HA-68-1 **Lab ID: 92363898012** Collected: 11/15/17 15:46 Received: 11/17/17 09:45 Matrix: Solid

Results reported on a "dry weight" basis and are adjusted for percent moisture, sample size and any dilutions.

Parameters	Results	Units	Report Limit	DF	Prepared	Analyzed	CAS No.	Qual
8260/5035A Volatile Organics	Analytical Method: EPA 8260							
Acetone	**341**	ug/kg	92.8	1		11/22/17 00:19	67-64-1	
Benzene	ND	ug/kg	4.6	1		11/22/17 00:19	71-43-2	
Bromobenzene	ND	ug/kg	4.6	1		11/22/17 00:19	108-86-1	
Bromochloromethane	ND	ug/kg	4.6	1		11/22/17 00:19	74-97-5	
Bromodichloromethane	ND	ug/kg	4.6	1		11/22/17 00:19	75-27-4	
Bromoform	ND	ug/kg	4.6	1		11/22/17 00:19	75-25-2	
Bromomethane	ND	ug/kg	9.3	1		11/22/17 00:19	74-83-9	
2-Butanone (MEK)	ND	ug/kg	92.8	1		11/22/17 00:19	78-93-3	
n-Butylbenzene	ND	ug/kg	4.6	1		11/22/17 00:19	104-51-8	
sec-Butylbenzene	ND	ug/kg	4.6	1		11/22/17 00:19	135-98-8	
tert-Butylbenzene	ND	ug/kg	4.6	1		11/22/17 00:19	98-06-6	
Carbon tetrachloride	ND	ug/kg	4.6	1		11/22/17 00:19	56-23-5	
Chlorobenzene	ND	ug/kg	4.6	1		11/22/17 00:19	108-90-7	
Chloroethane	ND	ug/kg	9.3	1		11/22/17 00:19	75-00-3	
Chloroform	ND	ug/kg	4.6	1		11/22/17 00:19	67-66-3	
Chloromethane	ND	ug/kg	9.3	1		11/22/17 00:19	74-87-3	
2-Chlorotoluene	ND	ug/kg	4.6	1		11/22/17 00:19	95-49-8	
4-Chlorotoluene	ND	ug/kg	4.6	1		11/22/17 00:19	106-43-4	
1,2-Dibromo-3-chloropropane	ND	ug/kg	4.6	1		11/22/17 00:19	96-12-8	
Dibromochloromethane	ND	ug/kg	4.6	1		11/22/17 00:19	124-48-1	
1,2-Dibromoethane (EDB)	ND	ug/kg	4.6	1		11/22/17 00:19	106-93-4	
Dibromomethane	ND	ug/kg	4.6	1		11/22/17 00:19	74-95-3	
1,2-Dichlorobenzene	ND	ug/kg	4.6	1		11/22/17 00:19	95-50-1	
1,3-Dichlorobenzene	ND	ug/kg	4.6	1		11/22/17 00:19	541-73-1	
1,4-Dichlorobenzene	ND	ug/kg	4.6	1		11/22/17 00:19	106-46-7	
Dichlorodifluoromethane	ND	ug/kg	9.3	1		11/22/17 00:19	75-71-8	
1,1-Dichloroethane	ND	ug/kg	4.6	1		11/22/17 00:19	75-34-3	
1,2-Dichloroethane	ND	ug/kg	4.6	1		11/22/17 00:19	107-06-2	
1,1-Dichloroethene	ND	ug/kg	4.6	1		11/22/17 00:19	75-35-4	
cis-1,2-Dichloroethene	ND	ug/kg	4.6	1		11/22/17 00:19	156-59-2	
trans-1,2-Dichloroethene	ND	ug/kg	4.6	1		11/22/17 00:19	156-60-5	
1,2-Dichloropropane	ND	ug/kg	4.6	1		11/22/17 00:19	78-87-5	
1,3-Dichloropropane	ND	ug/kg	4.6	1		11/22/17 00:19	142-28-9	
2,2-Dichloropropane	ND	ug/kg	4.6	1		11/22/17 00:19	594-20-7	
1,1-Dichloropropene	ND	ug/kg	4.6	1		11/22/17 00:19	563-58-6	
cis-1,3-Dichloropropene	ND	ug/kg	4.6	1		11/22/17 00:19	10061-01-5	
trans-1,3-Dichloropropene	ND	ug/kg	4.6	1		11/22/17 00:19	10061-02-6	
Diisopropyl ether	ND	ug/kg	4.6	1		11/22/17 00:19	108-20-3	
Ethylbenzene	ND	ug/kg	4.6	1		11/22/17 00:19	100-41-4	
Hexachloro-1,3-butadiene	ND	ug/kg	4.6	1		11/22/17 00:19	87-68-3	
2-Hexanone	ND	ug/kg	46.4	1		11/22/17 00:19	591-78-6	
Isopropylbenzene (Cumene)	ND	ug/kg	4.6	1		11/22/17 00:19	98-82-8	
p-Isopropyltoluene	ND	ug/kg	4.6	1		11/22/17 00:19	99-87-6	
Methylene Chloride	ND	ug/kg	18.6	1		11/22/17 00:19	75-09-2	
4-Methyl-2-pentanone (MIBK)	ND	ug/kg	46.4	1		11/22/17 00:19	108-10-1	
Methyl-tert-butyl ether	ND	ug/kg	4.6	1		11/22/17 00:19	1634-04-4	

This report shall not be reproduced, except in full,
without the written consent of Pace Analytical Services, LLC.

Pace Analytical Services, LLC
9800 Kincey Ave. Suite 100
Huntersville, NC 28078
(704)875-9092

ANALYTICAL RESULTS

Project: AMC Whitfield
Pace Project No.: 92363898

Sample: HA-68-1 **Lab ID: 92363898012** Collected: 11/15/17 15:46 Received: 11/17/17 09:45 Matrix: Solid

Results reported on a "dry weight" basis and are adjusted for percent moisture, sample size and any dilutions.

Parameters	Results	Units	Report Limit	DF	Prepared	Analyzed	CAS No.	Qual
8260/5035A Volatile Organics	Analytical Method: EPA 8260							
Naphthalene	ND	ug/kg	4.6	1		11/22/17 00:19	91-20-3	
n-Propylbenzene	ND	ug/kg	4.6	1		11/22/17 00:19	103-65-1	
Styrene	ND	ug/kg	4.6	1		11/22/17 00:19	100-42-5	
1,1,1,2-Tetrachloroethane	ND	ug/kg	4.6	1		11/22/17 00:19	630-20-6	
1,1,2,2-Tetrachloroethane	ND	ug/kg	4.6	1		11/22/17 00:19	79-34-5	L2
Tetrachloroethene	**37.3**	ug/kg	4.6	1		11/22/17 00:19	127-18-4	
Toluene	ND	ug/kg	4.6	1		11/22/17 00:19	108-88-3	
1,2,3-Trichlorobenzene	ND	ug/kg	4.6	1		11/22/17 00:19	87-61-6	
1,2,4-Trichlorobenzene	ND	ug/kg	4.6	1		11/22/17 00:19	120-82-1	
1,1,1-Trichloroethane	ND	ug/kg	4.6	1		11/22/17 00:19	71-55-6	
1,1,2-Trichloroethane	ND	ug/kg	4.6	1		11/22/17 00:19	79-00-5	
Trichloroethene	ND	ug/kg	4.6	1		11/22/17 00:19	79-01-6	
Trichlorofluoromethane	ND	ug/kg	4.6	1		11/22/17 00:19	75-69-4	
1,2,3-Trichloropropane	ND	ug/kg	4.6	1		11/22/17 00:19	96-18-4	
1,2,4-Trimethylbenzene	ND	ug/kg	4.6	1		11/22/17 00:19	95-63-6	
1,3,5-Trimethylbenzene	ND	ug/kg	4.6	1		11/22/17 00:19	108-67-8	
Vinyl acetate	ND	ug/kg	46.4	1		11/22/17 00:19	108-05-4	L2
Vinyl chloride	ND	ug/kg	9.3	1		11/22/17 00:19	75-01-4	
Xylene (Total)	ND	ug/kg	9.3	1		11/22/17 00:19	1330-20-7	
m&p-Xylene	ND	ug/kg	9.3	1		11/22/17 00:19	179601-23-1	
o-Xylene	ND	ug/kg	4.6	1		11/22/17 00:19	95-47-6	
Surrogates								
Toluene-d8 (S)	105	%	70-130	1		11/22/17 00:19	2037-26-5	
4-Bromofluorobenzene (S)	95	%	70-130	1		11/22/17 00:19	460-00-4	
1,2-Dichloroethane-d4 (S)	122	%	70-132	1		11/22/17 00:19	17060-07-0	
Percent Moisture	Analytical Method: ASTM D2974-87							
Percent Moisture	**21.3**	%	0.10	1		11/19/17 11:42		

This report shall not be reproduced, except in full,
without the written consent of Pace Analytical Services, LLC.

Pace Analytical Services, LLC
9800 Kincey Ave. Suite 100
Huntersville, NC 28078
(704)875-9092

ANALYTICAL RESULTS

Project: AMC Whitfield
Pace Project No.: 92363898

Sample: HA-69-1 **Lab ID: 92363898013** Collected: 11/15/17 16:11 Received: 11/17/17 09:45 Matrix: Solid

Results reported on a "dry weight" basis and are adjusted for percent moisture, sample size and any dilutions.

Parameters	Results	Units	Report Limit	DF	Prepared	Analyzed	CAS No.	Qual
8260/5035A Volatile Organics	Analytical Method: EPA 8260							
Acetone	**854**	ug/kg	96.5	1		11/22/17 00:39	67-64-1	E
Benzene	ND	ug/kg	4.8	1		11/22/17 00:39	71-43-2	
Bromobenzene	ND	ug/kg	4.8	1		11/22/17 00:39	108-86-1	
Bromochloromethane	ND	ug/kg	4.8	1		11/22/17 00:39	74-97-5	
Bromodichloromethane	ND	ug/kg	4.8	1		11/22/17 00:39	75-27-4	
Bromoform	ND	ug/kg	4.8	1		11/22/17 00:39	75-25-2	
Bromomethane	ND	ug/kg	9.6	1		11/22/17 00:39	74-83-9	
2-Butanone (MEK)	ND	ug/kg	96.5	1		11/22/17 00:39	78-93-3	
n-Butylbenzene	ND	ug/kg	4.8	1		11/22/17 00:39	104-51-8	
sec-Butylbenzene	ND	ug/kg	4.8	1		11/22/17 00:39	135-98-8	
tert-Butylbenzene	ND	ug/kg	4.8	1		11/22/17 00:39	98-06-6	
Carbon tetrachloride	ND	ug/kg	4.8	1		11/22/17 00:39	56-23-5	
Chlorobenzene	ND	ug/kg	4.8	1		11/22/17 00:39	108-90-7	
Chloroethane	ND	ug/kg	9.6	1		11/22/17 00:39	75-00-3	
Chloroform	ND	ug/kg	4.8	1		11/22/17 00:39	67-66-3	
Chloromethane	ND	ug/kg	9.6	1		11/22/17 00:39	74-87-3	
2-Chlorotoluene	ND	ug/kg	4.8	1		11/22/17 00:39	95-49-8	
4-Chlorotoluene	ND	ug/kg	4.8	1		11/22/17 00:39	106-43-4	
1,2-Dibromo-3-chloropropane	ND	ug/kg	4.8	1		11/22/17 00:39	96-12-8	
Dibromochloromethane	ND	ug/kg	4.8	1		11/22/17 00:39	124-48-1	
1,2-Dibromoethane (EDB)	ND	ug/kg	4.8	1		11/22/17 00:39	106-93-4	
Dibromomethane	ND	ug/kg	4.8	1		11/22/17 00:39	74-95-3	
1,2-Dichlorobenzene	ND	ug/kg	4.8	1		11/22/17 00:39	95-50-1	
1,3-Dichlorobenzene	ND	ug/kg	4.8	1		11/22/17 00:39	541-73-1	
1,4-Dichlorobenzene	ND	ug/kg	4.8	1		11/22/17 00:39	106-46-7	
Dichlorodifluoromethane	ND	ug/kg	9.6	1		11/22/17 00:39	75-71-8	
1,1-Dichloroethane	ND	ug/kg	4.8	1		11/22/17 00:39	75-34-3	
1,2-Dichloroethane	ND	ug/kg	4.8	1		11/22/17 00:39	107-06-2	
1,1-Dichloroethene	ND	ug/kg	4.8	1		11/22/17 00:39	75-35-4	
cis-1,2-Dichloroethene	ND	ug/kg	4.8	1		11/22/17 00:39	156-59-2	
trans-1,2-Dichloroethene	ND	ug/kg	4.8	1		11/22/17 00:39	156-60-5	
1,2-Dichloropropane	ND	ug/kg	4.8	1		11/22/17 00:39	78-87-5	
1,3-Dichloropropane	ND	ug/kg	4.8	1		11/22/17 00:39	142-28-9	
2,2-Dichloropropane	ND	ug/kg	4.8	1		11/22/17 00:39	594-20-7	
1,1-Dichloropropene	ND	ug/kg	4.8	1		11/22/17 00:39	563-58-6	
cis-1,3-Dichloropropene	ND	ug/kg	4.8	1		11/22/17 00:39	10061-01-5	
trans-1,3-Dichloropropene	ND	ug/kg	4.8	1		11/22/17 00:39	10061-02-6	
Diisopropyl ether	ND	ug/kg	4.8	1		11/22/17 00:39	108-20-3	
Ethylbenzene	ND	ug/kg	4.8	1		11/22/17 00:39	100-41-4	
Hexachloro-1,3-butadiene	ND	ug/kg	4.8	1		11/22/17 00:39	87-68-3	
2-Hexanone	ND	ug/kg	48.2	1		11/22/17 00:39	591-78-6	
Isopropylbenzene (Cumene)	ND	ug/kg	4.8	1		11/22/17 00:39	98-82-8	
p-Isopropyltoluene	**32.5**	ug/kg	4.8	1		11/22/17 00:39	99-87-6	
Methylene Chloride	ND	ug/kg	19.3	1		11/22/17 00:39	75-09-2	
4-Methyl-2-pentanone (MIBK)	ND	ug/kg	48.2	1		11/22/17 00:39	108-10-1	
Methyl-tert-butyl ether	ND	ug/kg	4.8	1		11/22/17 00:39	1634-04-4	

This report shall not be reproduced, except in full,
without the written consent of Pace Analytical Services, LLC.

Pace Analytical Services, LLC
9800 Kincey Ave. Suite 100
Huntersville, NC 28078
(704)875-9092

ANALYTICAL RESULTS

Project: AMC Whitfield
Pace Project No.: 92363898

Sample: HA-69-1 **Lab ID: 92363898013** Collected: 11/15/17 16:11 Received: 11/17/17 09:45 Matrix: Solid

Results reported on a "dry weight" basis and are adjusted for percent moisture, sample size and any dilutions.

Parameters	Results	Units	Report Limit	DF	Prepared	Analyzed	CAS No.	Qual
8260/5035A Volatile Organics	Analytical Method: EPA 8260							
Naphthalene	ND	ug/kg	4.8	1		11/22/17 00:39	91-20-3	
n-Propylbenzene	ND	ug/kg	4.8	1		11/22/17 00:39	103-65-1	
Styrene	ND	ug/kg	4.8	1		11/22/17 00:39	100-42-5	
1,1,1,2-Tetrachloroethane	ND	ug/kg	4.8	1		11/22/17 00:39	630-20-6	
1,1,2,2-Tetrachloroethane	ND	ug/kg	4.8	1		11/22/17 00:39	79-34-5	L2
Tetrachloroethene	**90.1**	ug/kg	4.8	1		11/22/17 00:39	127-18-4	
Toluene	**25.5**	ug/kg	4.8	1		11/22/17 00:39	108-88-3	
1,2,3-Trichlorobenzene	ND	ug/kg	4.8	1		11/22/17 00:39	87-61-6	
1,2,4-Trichlorobenzene	ND	ug/kg	4.8	1		11/22/17 00:39	120-82-1	
1,1,1-Trichloroethane	ND	ug/kg	4.8	1		11/22/17 00:39	71-55-6	
1,1,2-Trichloroethane	ND	ug/kg	4.8	1		11/22/17 00:39	79-00-5	
Trichloroethene	ND	ug/kg	4.8	1		11/22/17 00:39	79-01-6	
Trichlorofluoromethane	ND	ug/kg	4.8	1		11/22/17 00:39	75-69-4	
1,2,3-Trichloropropane	ND	ug/kg	4.8	1		11/22/17 00:39	96-18-4	
1,2,4-Trimethylbenzene	ND	ug/kg	4.8	1		11/22/17 00:39	95-63-6	
1,3,5-Trimethylbenzene	ND	ug/kg	4.8	1		11/22/17 00:39	108-67-8	
Vinyl acetate	ND	ug/kg	48.2	1		11/22/17 00:39	108-05-4	L2
Vinyl chloride	ND	ug/kg	9.6	1		11/22/17 00:39	75-01-4	
Xylene (Total)	ND	ug/kg	9.6	1		11/22/17 00:39	1330-20-7	
m&p-Xylene	ND	ug/kg	9.6	1		11/22/17 00:39	179601-23-1	
o-Xylene	ND	ug/kg	4.8	1		11/22/17 00:39	95-47-6	
Surrogates								
Toluene-d8 (S)	100	%	70-130	1		11/22/17 00:39	2037-26-5	
4-Bromofluorobenzene (S)	95	%	70-130	1		11/22/17 00:39	460-00-4	
1,2-Dichloroethane-d4 (S)	122	%	70-132	1		11/22/17 00:39	17060-07-0	
Percent Moisture	Analytical Method: ASTM D2974-87							
Percent Moisture	**23.5**	%	0.10	1		11/19/17 11:42		

This report shall not be reproduced, except in full,
without the written consent of Pace Analytical Services, LLC.

Pace Analytical Services, LLC
9800 Kincey Ave. Suite 100
Huntersville, NC 28078
(704)875-9092

ANALYTICAL RESULTS

Project: AMC Whitfield
Pace Project No.: 92363898

Sample: HA-70-1 **Lab ID: 92363898014** Collected: 11/15/17 16:39 Received: 11/17/17 09:45 Matrix: Solid

Results reported on a "dry weight" basis and are adjusted for percent moisture, sample size and any dilutions.

Parameters	Results	Units	Report Limit	DF	Prepared	Analyzed	CAS No.	Qual
8260/5035A Volatile Organics	Analytical Method: EPA 8260							
Acetone	**449**	ug/kg	121	1		11/22/17 00:59	67-64-1	
Benzene	ND	ug/kg	6.1	1		11/22/17 00:59	71-43-2	
Bromobenzene	ND	ug/kg	6.1	1		11/22/17 00:59	108-86-1	
Bromochloromethane	ND	ug/kg	6.1	1		11/22/17 00:59	74-97-5	
Bromodichloromethane	ND	ug/kg	6.1	1		11/22/17 00:59	75-27-4	
Bromoform	ND	ug/kg	6.1	1		11/22/17 00:59	75-25-2	
Bromomethane	ND	ug/kg	12.1	1		11/22/17 00:59	74-83-9	
2-Butanone (MEK)	ND	ug/kg	121	1		11/22/17 00:59	78-93-3	
n-Butylbenzene	ND	ug/kg	6.1	1		11/22/17 00:59	104-51-8	
sec-Butylbenzene	ND	ug/kg	6.1	1		11/22/17 00:59	135-98-8	
tert-Butylbenzene	ND	ug/kg	6.1	1		11/22/17 00:59	98-06-6	
Carbon tetrachloride	ND	ug/kg	6.1	1		11/22/17 00:59	56-23-5	
Chlorobenzene	ND	ug/kg	6.1	1		11/22/17 00:59	108-90-7	
Chloroethane	ND	ug/kg	12.1	1		11/22/17 00:59	75-00-3	
Chloroform	ND	ug/kg	6.1	1		11/22/17 00:59	67-66-3	
Chloromethane	ND	ug/kg	12.1	1		11/22/17 00:59	74-87-3	
2-Chlorotoluene	ND	ug/kg	6.1	1		11/22/17 00:59	95-49-8	
4-Chlorotoluene	ND	ug/kg	6.1	1		11/22/17 00:59	106-43-4	
1,2-Dibromo-3-chloropropane	ND	ug/kg	6.1	1		11/22/17 00:59	96-12-8	
Dibromochloromethane	ND	ug/kg	6.1	1		11/22/17 00:59	124-48-1	
1,2-Dibromoethane (EDB)	ND	ug/kg	6.1	1		11/22/17 00:59	106-93-4	
Dibromomethane	ND	ug/kg	6.1	1		11/22/17 00:59	74-95-3	
1,2-Dichlorobenzene	ND	ug/kg	6.1	1		11/22/17 00:59	95-50-1	
1,3-Dichlorobenzene	ND	ug/kg	6.1	1		11/22/17 00:59	541-73-1	
1,4-Dichlorobenzene	ND	ug/kg	6.1	1		11/22/17 00:59	106-46-7	
Dichlorodifluoromethane	ND	ug/kg	12.1	1		11/22/17 00:59	75-71-8	
1,1-Dichloroethane	ND	ug/kg	6.1	1		11/22/17 00:59	75-34-3	
1,2-Dichloroethane	ND	ug/kg	6.1	1		11/22/17 00:59	107-06-2	
1,1-Dichloroethene	ND	ug/kg	6.1	1		11/22/17 00:59	75-35-4	
cis-1,2-Dichloroethene	ND	ug/kg	6.1	1		11/22/17 00:59	156-59-2	
trans-1,2-Dichloroethene	ND	ug/kg	6.1	1		11/22/17 00:59	156-60-5	
1,2-Dichloropropane	ND	ug/kg	6.1	1		11/22/17 00:59	78-87-5	
1,3-Dichloropropane	ND	ug/kg	6.1	1		11/22/17 00:59	142-28-9	
2,2-Dichloropropane	ND	ug/kg	6.1	1		11/22/17 00:59	594-20-7	
1,1-Dichloropropene	ND	ug/kg	6.1	1		11/22/17 00:59	563-58-6	
cis-1,3-Dichloropropene	ND	ug/kg	6.1	1		11/22/17 00:59	10061-01-5	
trans-1,3-Dichloropropene	ND	ug/kg	6.1	1		11/22/17 00:59	10061-02-6	
Diisopropyl ether	ND	ug/kg	6.1	1		11/22/17 00:59	108-20-3	
Ethylbenzene	ND	ug/kg	6.1	1		11/22/17 00:59	100-41-4	
Hexachloro-1,3-butadiene	ND	ug/kg	6.1	1		11/22/17 00:59	87-68-3	
2-Hexanone	ND	ug/kg	60.6	1		11/22/17 00:59	591-78-6	
Isopropylbenzene (Cumene)	ND	ug/kg	6.1	1		11/22/17 00:59	98-82-8	
p-Isopropyltoluene	ND	ug/kg	6.1	1		11/22/17 00:59	99-87-6	
Methylene Chloride	ND	ug/kg	24.2	1		11/22/17 00:59	75-09-2	
4-Methyl-2-pentanone (MIBK)	ND	ug/kg	60.6	1		11/22/17 00:59	108-10-1	
Methyl-tert-butyl ether	ND	ug/kg	6.1	1		11/22/17 00:59	1634-04-4	

This report shall not be reproduced, except in full,
without the written consent of Pace Analytical Services, LLC.

Pace Analytical Services, LLC
9800 Kincey Ave. Suite 100
Huntersville, NC 28078
(704)875-9092

ANALYTICAL RESULTS

Project: AMC Whitfield
Pace Project No.: 92363898

Sample: HA-70-1 **Lab ID: 92363898014** Collected: 11/15/17 16:39 Received: 11/17/17 09:45 Matrix: Solid

Results reported on a "dry weight" basis and are adjusted for percent moisture, sample size and any dilutions.

Parameters	Results	Units	Report Limit	DF	Prepared	Analyzed	CAS No.	Qual
8260/5035A Volatile Organics	Analytical Method: EPA 8260							
Naphthalene	ND	ug/kg	6.1	1		11/22/17 00:59	91-20-3	
n-Propylbenzene	ND	ug/kg	6.1	1		11/22/17 00:59	103-65-1	
Styrene	ND	ug/kg	6.1	1		11/22/17 00:59	100-42-5	
1,1,1,2-Tetrachloroethane	ND	ug/kg	6.1	1		11/22/17 00:59	630-20-6	
1,1,2,2-Tetrachloroethane	ND	ug/kg	6.1	1		11/22/17 00:59	79-34-5	L2
Tetrachloroethene	ND	ug/kg	6.1	1		11/22/17 00:59	127-18-4	
Toluene	ND	ug/kg	6.1	1		11/22/17 00:59	108-88-3	
1,2,3-Trichlorobenzene	ND	ug/kg	6.1	1		11/22/17 00:59	87-61-6	
1,2,4-Trichlorobenzene	ND	ug/kg	6.1	1		11/22/17 00:59	120-82-1	
1,1,1-Trichloroethane	ND	ug/kg	6.1	1		11/22/17 00:59	71-55-6	
1,1,2-Trichloroethane	ND	ug/kg	6.1	1		11/22/17 00:59	79-00-5	
Trichloroethene	ND	ug/kg	6.1	1		11/22/17 00:59	79-01-6	
Trichlorofluoromethane	ND	ug/kg	6.1	1		11/22/17 00:59	75-69-4	
1,2,3-Trichloropropane	ND	ug/kg	6.1	1		11/22/17 00:59	96-18-4	
1,2,4-Trimethylbenzene	ND	ug/kg	6.1	1		11/22/17 00:59	95-63-6	
1,3,5-Trimethylbenzene	ND	ug/kg	6.1	1		11/22/17 00:59	108-67-8	
Vinyl acetate	ND	ug/kg	60.6	1		11/22/17 00:59	108-05-4	L2
Vinyl chloride	ND	ug/kg	12.1	1		11/22/17 00:59	75-01-4	
Xylene (Total)	ND	ug/kg	12.1	1		11/22/17 00:59	1330-20-7	
m&p-Xylene	ND	ug/kg	12.1	1		11/22/17 00:59	179601-23-1	
o-Xylene	ND	ug/kg	6.1	1		11/22/17 00:59	95-47-6	
Surrogates								
Toluene-d8 (S)	104	%	70-130	1		11/22/17 00:59	2037-26-5	
4-Bromofluorobenzene (S)	93	%	70-130	1		11/22/17 00:59	460-00-4	
1,2-Dichloroethane-d4 (S)	125	%	70-132	1		11/22/17 00:59	17060-07-0	
Percent Moisture	Analytical Method: ASTM D2974-87							
Percent Moisture	**15.1**	%	0.10	1		11/19/17 11:42		

This report shall not be reproduced, except in full,
without the written consent of Pace Analytical Services, LLC.

Pace Analytical Services, LLC
9800 Kincey Ave. Suite 100
Huntersville, NC 28078
(704)875-9092

QUALITY CONTROL DATA

Project: AMC Whitfield
Pace Project No.: 92363898

QC Batch: 387888 | Analysis Method: EPA 8260
QC Batch Method: EPA 8260 | Analysis Description: 8260 MSV 5035A Volatile Organics
Associated Lab Samples: 92363898001, 92363898002, 92363898003, 92363898004, 92363898005, 92363898006, 92363898007, 92363898008, 92363898009, 92363898010, 92363898011, 92363898012, 92363898013, 92363898014

METHOD BLANK: 2152119 | Matrix: Solid
Associated Lab Samples: 92363898001, 92363898002, 92363898003, 92363898004, 92363898005, 92363898006, 92363898007, 92363898008, 92363898009, 92363898010, 92363898011, 92363898012, 92363898013, 92363898014

Parameter	Units	Blank Result	Reporting Limit	Analyzed	Qualifiers
1,1,1,2-Tetrachloroethane	ug/kg	ND	5.4	11/21/17 18:01	
1,1,1-Trichloroethane	ug/kg	ND	5.4	11/21/17 18:01	
1,1,2,2-Tetrachloroethane	ug/kg	ND	5.4	11/21/17 18:01	
1,1,2-Trichloroethane	ug/kg	ND	5.4	11/21/17 18:01	
1,1-Dichloroethane	ug/kg	ND	5.4	11/21/17 18:01	
1,1-Dichloroethene	ug/kg	ND	5.4	11/21/17 18:01	
1,1-Dichloropropene	ug/kg	ND	5.4	11/21/17 18:01	
1,2,3-Trichlorobenzene	ug/kg	ND	5.4	11/21/17 18:01	
1,2,3-Trichloropropane	ug/kg	ND	5.4	11/21/17 18:01	
1,2,4-Trichlorobenzene	ug/kg	ND	5.4	11/21/17 18:01	
1,2,4-Trimethylbenzene	ug/kg	ND	5.4	11/21/17 18:01	
1,2-Dibromo-3-chloropropane	ug/kg	ND	5.4	11/21/17 18:01	
1,2-Dibromoethane (EDB)	ug/kg	ND	5.4	11/21/17 18:01	
1,2-Dichlorobenzene	ug/kg	ND	5.4	11/21/17 18:01	
1,2-Dichloroethane	ug/kg	ND	5.4	11/21/17 18:01	
1,2-Dichloropropane	ug/kg	ND	5.4	11/21/17 18:01	
1,3,5-Trimethylbenzene	ug/kg	ND	5.4	11/21/17 18:01	
1,3-Dichlorobenzene	ug/kg	ND	5.4	11/21/17 18:01	
1,3-Dichloropropane	ug/kg	ND	5.4	11/21/17 18:01	
1,4-Dichlorobenzene	ug/kg	ND	5.4	11/21/17 18:01	
2,2-Dichloropropane	ug/kg	ND	5.4	11/21/17 18:01	
2-Butanone (MEK)	ug/kg	ND	108	11/21/17 18:01	
2-Chlorotoluene	ug/kg	ND	5.4	11/21/17 18:01	
2-Hexanone	ug/kg	ND	53.9	11/21/17 18:01	
4-Chlorotoluene	ug/kg	ND	5.4	11/21/17 18:01	
4-Methyl-2-pentanone (MIBK)	ug/kg	ND	53.9	11/21/17 18:01	
Acetone	ug/kg	ND	108	11/21/17 18:01	
Benzene	ug/kg	ND	5.4	11/21/17 18:01	
Bromobenzene	ug/kg	ND	5.4	11/21/17 18:01	
Bromochloromethane	ug/kg	ND	5.4	11/21/17 18:01	
Bromodichloromethane	ug/kg	ND	5.4	11/21/17 18:01	
Bromoform	ug/kg	ND	5.4	11/21/17 18:01	
Bromomethane	ug/kg	ND	10.8	11/21/17 18:01	
Carbon tetrachloride	ug/kg	ND	5.4	11/21/17 18:01	
Chlorobenzene	ug/kg	ND	5.4	11/21/17 18:01	
Chloroethane	ug/kg	ND	10.8	11/21/17 18:01	
Chloroform	ug/kg	ND	5.4	11/21/17 18:01	
Chloromethane	ug/kg	ND	10.8	11/21/17 18:01	
cis-1,2-Dichloroethene	ug/kg	ND	5.4	11/21/17 18:01	
cis-1,3-Dichloropropene	ug/kg	ND	5.4	11/21/17 18:01	

Results presented on this page are in the units indicated by the "Units" column except where an alternate unit is presented to the right of the result.

This report shall not be reproduced, except in full,
without the written consent of Pace Analytical Services, LLC.

Pace Analytical Services, LLC
9800 Kincey Ave. Suite 100
Huntersville, NC 28078
(704)875-9092

QUALITY CONTROL DATA

Project: AMC Whitfield
Pace Project No.: 92363898

METHOD BLANK: 2152119 Matrix: Solid

Associated Lab Samples: 92363898001, 92363898002, 92363898003, 92363898004, 92363898005, 92363898006, 92363898007, 92363898008, 92363898009, 92363898010, 92363898011, 92363898012, 92363898013, 92363898014

Parameter	Units	Blank Result	Reporting Limit	Analyzed	Qualifiers
Dibromochloromethane	ug/kg	ND	5.4	11/21/17 18:01	
Dibromomethane	ug/kg	ND	5.4	11/21/17 18:01	
Dichlorodifluoromethane	ug/kg	ND	10.8	11/21/17 18:01	
Diisopropyl ether	ug/kg	ND	5.4	11/21/17 18:01	
Ethylbenzene	ug/kg	ND	5.4	11/21/17 18:01	
Hexachloro-1,3-butadiene	ug/kg	ND	5.4	11/21/17 18:01	
Isopropylbenzene (Cumene)	ug/kg	ND	5.4	11/21/17 18:01	
m&p-Xylene	ug/kg	ND	10.8	11/21/17 18:01	
Methyl-tert-butyl ether	ug/kg	ND	5.4	11/21/17 18:01	
Methylene Chloride	ug/kg	ND	21.6	11/21/17 18:01	
n-Butylbenzene	ug/kg	ND	5.4	11/21/17 18:01	
n-Propylbenzene	ug/kg	ND	5.4	11/21/17 18:01	
Naphthalene	ug/kg	ND	5.4	11/21/17 18:01	
o-Xylene	ug/kg	ND	5.4	11/21/17 18:01	
p-Isopropyltoluene	ug/kg	ND	5.4	11/21/17 18:01	
sec-Butylbenzene	ug/kg	ND	5.4	11/21/17 18:01	
Styrene	ug/kg	ND	5.4	11/21/17 18:01	
tert-Butylbenzene	ug/kg	ND	5.4	11/21/17 18:01	
Tetrachloroethene	ug/kg	ND	5.4	11/21/17 18:01	
Toluene	ug/kg	ND	5.4	11/21/17 18:01	
trans-1,2-Dichloroethene	ug/kg	ND	5.4	11/21/17 18:01	
trans-1,3-Dichloropropene	ug/kg	ND	5.4	11/21/17 18:01	
Trichloroethene	ug/kg	ND	5.4	11/21/17 18:01	
Trichlorofluoromethane	ug/kg	ND	5.4	11/21/17 18:01	
Vinyl acetate	ug/kg	ND	53.9	11/21/17 18:01	
Vinyl chloride	ug/kg	ND	10.8	11/21/17 18:01	
Xylene (Total)	ug/kg	ND	10.8	11/21/17 18:01	
1,2-Dichloroethane-d4 (S)	%	106	70-132	11/21/17 18:01	
4-Bromofluorobenzene (S)	%	98	70-130	11/21/17 18:01	
Toluene-d8 (S)	%	101	70-130	11/21/17 18:01	

LABORATORY CONTROL SAMPLE: 2152120

Parameter	Units	Spike Conc.	LCS Result	LCS % Rec	% Rec Limits	Qualifiers
1,1,1,2-Tetrachloroethane	ug/kg	56.7	53.6	95	74-137	
1,1,1-Trichloroethane	ug/kg	56.7	56.6	100	67-140	
1,1,2,2-Tetrachloroethane	ug/kg	56.7	39.9	70	72-141	L2
1,1,2-Trichloroethane	ug/kg	56.7	56.0	99	78-138	
1,1-Dichloroethane	ug/kg	56.7	60.8	107	69-134	
1,1-Dichloroethene	ug/kg	56.7	57.4	101	67-138	
1,1-Dichloropropene	ug/kg	56.7	56.4	100	69-139	
1,2,3-Trichlorobenzene	ug/kg	56.7	60.4	107	70-146	
1,2,3-Trichloropropane	ug/kg	56.7	52.1	92	69-144	

Results presented on this page are in the units indicated by the "Units" column except where an alternate unit is presented to the right of the result.

This report shall not be reproduced, except in full,
without the written consent of Pace Analytical Services, LLC.

Pace Analytical Services, LLC
9800 Kincey Ave. Suite 100
Huntersville, NC 28078
(704)875-9092

QUALITY CONTROL DATA

Project: AMC Whitfield
Pace Project No.: 92363898

LABORATORY CONTROL SAMPLE: 2152120

Parameter	Units	Spike Conc.	LCS Result	LCS % Rec	% Rec Limits	Qualifiers
1,2,4-Trichlorobenzene	ug/kg	56.7	58.7	104	68-148	
1,2,4-Trimethylbenzene	ug/kg	56.7	55.2	97	74-137	
1,2-Dibromo-3-chloropropane	ug/kg	56.7	53.5	94	65-140	
1,2-Dibromoethane (EDB)	ug/kg	56.7	56.0	99	77-135	
1,2-Dichlorobenzene	ug/kg	56.7	53.9	95	77-141	
1,2-Dichloroethane	ug/kg	56.7	55.4	98	65-137	
1,2-Dichloropropane	ug/kg	56.7	55.5	98	72-136	
1,3,5-Trimethylbenzene	ug/kg	56.7	55.7	98	76-133	
1,3-Dichlorobenzene	ug/kg	56.7	54.4	96	74-138	
1,3-Dichloropropane	ug/kg	56.7	55.6	98	71-139	
1,4-Dichlorobenzene	ug/kg	56.7	53.3	94	76-138	
2,2-Dichloropropane	ug/kg	56.7	57.3	101	68-137	
2-Butanone (MEK)	ug/kg	113	115	102	58-147	
2-Chlorotoluene	ug/kg	56.7	54.9	97	73-139	
2-Hexanone	ug/kg	113	119	105	62-145	
4-Chlorotoluene	ug/kg	56.7	54.4	96	76-141	
4-Methyl-2-pentanone (MIBK)	ug/kg	113	117	103	64-149	
Acetone	ug/kg	113	119	105	53-153	
Benzene	ug/kg	56.7	54.3	96	73-135	
Bromobenzene	ug/kg	56.7	55.1	97	75-133	
Bromochloromethane	ug/kg	56.7	57.2	101	73-134	
Bromodichloromethane	ug/kg	56.7	55.4	98	71-135	
Bromoform	ug/kg	56.7	54.2	96	66-141	
Bromomethane	ug/kg	56.7	51.7	91	53-160	
Carbon tetrachloride	ug/kg	56.7	55.0	97	60-145	
Chlorobenzene	ug/kg	56.7	53.8	95	78-130	
Chloroethane	ug/kg	56.7	64.6	114	64-149	
Chloroform	ug/kg	56.7	57.6	102	70-134	
Chloromethane	ug/kg	56.7	57.4	101	52-150	
cis-1,2-Dichloroethene	ug/kg	56.7	57.8	102	70-133	
cis-1,3-Dichloropropene	ug/kg	56.7	56.5	100	68-134	
Dibromochloromethane	ug/kg	56.7	55.0	97	71-138	
Dibromomethane	ug/kg	56.7	54.1	95	74-130	
Dichlorodifluoromethane	ug/kg	56.7	49.7	88	40-160	
Diisopropyl ether	ug/kg	56.7	55.1	97	69-141	
Ethylbenzene	ug/kg	56.7	53.8	95	75-133	
Hexachloro-1,3-butadiene	ug/kg	56.7	58.4	103	68-143	
Isopropylbenzene (Cumene)	ug/kg	56.7	54.8	97	76-143	
m&p-Xylene	ug/kg	113	108	95	75-136	
Methyl-tert-butyl ether	ug/kg	56.7	53.7	95	68-144	
Methylene Chloride	ug/kg	56.7	56.2	99	45-154	
n-Butylbenzene	ug/kg	56.7	53.7	95	72-137	
n-Propylbenzene	ug/kg	56.7	55.8	98	76-136	
Naphthalene	ug/kg	56.7	65.1	115	68-151	
o-Xylene	ug/kg	56.7	53.9	95	76-141	
p-Isopropyltoluene	ug/kg	56.7	54.6	96	76-140	
sec-Butylbenzene	ug/kg	56.7	55.3	98	79-139	

Results presented on this page are in the units indicated by the "Units" column except where an alternate unit is presented to the right of the result.

This report shall not be reproduced, except in full,
without the written consent of Pace Analytical Services, LLC.

Pace Analytical Services, LLC
9800 Kincey Ave. Suite 100
Huntersville, NC 28078
(704)875-9092

QUALITY CONTROL DATA

Project: AMC Whitfield
Pace Project No.: 92363898

LABORATORY CONTROL SAMPLE: 2152120

Parameter	Units	Spike Conc.	LCS Result	LCS % Rec	% Rec Limits	Qualifiers
Styrene	ug/kg	56.7	54.0	95	79-137	
tert-Butylbenzene	ug/kg	56.7	50.1	88	74-143	
Tetrachloroethene	ug/kg	56.7	47.8	84	71-138	
Toluene	ug/kg	56.7	54.9	97	74-131	
trans-1,2-Dichloroethene	ug/kg	56.7	58.5	103	67-135	
trans-1,3-Dichloropropene	ug/kg	56.7	55.5	98	65-146	
Trichloroethene	ug/kg	56.7	65.5	115	67-135	
Trichlorofluoromethane	ug/kg	56.7	55.6	98	59-144	
Vinyl acetate	ug/kg	113	40.2J	35	40-160	L2
Vinyl chloride	ug/kg	56.7	64.2	113	56-141	
Xylene (Total)	ug/kg	170	162	95	76-137	
1,2-Dichloroethane-d4 (S)	%			101	70-132	
4-Bromofluorobenzene (S)	%			98	70-130	
Toluene-d8 (S)	%			102	70-130	

MATRIX SPIKE SAMPLE: 2152458

Parameter	Units	92364028001 Result	Spike Conc.	MS Result	MS % Rec	% Rec Limits	Qualifiers
1,1,1,2-Tetrachloroethane	ug/kg	ND	23.6	24.2	103	70-130	
1,1,1-Trichloroethane	ug/kg	ND	23.6	23.3	99	70-130	
1,1,2,2-Tetrachloroethane	ug/kg	ND	23.6	28.2	120	70-130	
1,1,2-Trichloroethane	ug/kg	ND	23.6	26.1	111	70-130	
1,1-Dichloroethane	ug/kg	ND	23.6	23.2	99	70-130	
1,1-Dichloroethene	ug/kg	ND	23.6	24.2	103	49-180	
1,1-Dichloropropene	ug/kg	ND	23.6	22.5	95	70-130	
1,2,3-Trichlorobenzene	ug/kg	ND	23.6	17.2	73	70-130	
1,2,3-Trichloropropane	ug/kg	ND	23.6	30.5	129	70-130	
1,2,4-Trichlorobenzene	ug/kg	ND	23.6	17.7	75	70-130	
1,2,4-Trimethylbenzene	ug/kg	ND	23.6	20.0	85	70-130	
1,2-Dibromo-3-chloropropane	ug/kg	ND	23.6	30.5	130	70-130	
1,2-Dibromoethane (EDB)	ug/kg	ND	23.6	26.7	114	70-130	
1,2-Dichlorobenzene	ug/kg	ND	23.6	21.8	93	70-130	
1,2-Dichloroethane	ug/kg	ND	23.6	26.1	111	70-130	
1,2-Dichloropropane	ug/kg	ND	23.6	24.5	104	70-130	
1,3,5-Trimethylbenzene	ug/kg	ND	23.6	21.7	92	70-130	
1,3-Dichlorobenzene	ug/kg	ND	23.6	21.0	89	70-130	
1,3-Dichloropropane	ug/kg	ND	23.6	27.1	115	70-130	
1,4-Dichlorobenzene	ug/kg	ND	23.6	22.0	94	70-130	
2,2-Dichloropropane	ug/kg	ND	23.6	22.2	94	70-130	
2-Butanone (MEK)	ug/kg	ND	47.1	89.9J	129	70-130	
2-Chlorotoluene	ug/kg	ND	23.6	22.9	97	70-130	
2-Hexanone	ug/kg	ND	47.1	73.2	156	70-130	M1
4-Chlorotoluene	ug/kg	ND	23.6	22.2	94	70-130	
4-Methyl-2-pentanone (MIBK)	ug/kg	ND	47.1	62.6	133	70-130	M1
Acetone	ug/kg	268	47.1	385	249	70-130	M1

Results presented on this page are in the units indicated by the "Units" column except where an alternate unit is presented to the right of the result.

This report shall not be reproduced, except in full,
without the written consent of Pace Analytical Services, LLC.

Pace Analytical Services, LLC
9800 Kincey Ave. Suite 100
Huntersville, NC 28078
(704)875-9092

QUALITY CONTROL DATA

Project: AMC Whitfield
Pace Project No.: 92363898

MATRIX SPIKE SAMPLE: 2152458

Parameter	Units	92364028001 Result	Spike Conc.	MS Result	MS % Rec	% Rec Limits	Qualifiers
Benzene	ug/kg	ND	23.6	24.3	103	50-166	
Bromobenzene	ug/kg	ND	23.6	24.1	102	70-130	
Bromochloromethane	ug/kg	ND	23.6	24.2	103	70-130	
Bromodichloromethane	ug/kg	ND	23.6	23.7	101	70-130	
Bromoform	ug/kg	ND	23.6	26.0	110	70-130	
Bromomethane	ug/kg	ND	23.6	24.0	102	70-130	
Carbon tetrachloride	ug/kg	ND	23.6	22.4	95	70-130	
Chlorobenzene	ug/kg	ND	23.6	23.4	100	43-169	
Chloroethane	ug/kg	ND	23.6	27.4	116	70-130	
Chloroform	ug/kg	ND	23.6	23.9	101	70-130	
Chloromethane	ug/kg	ND	23.6	22.1	94	70-130	
cis-1,2-Dichloroethene	ug/kg	ND	23.6	24.3	103	70-130	
cis-1,3-Dichloropropene	ug/kg	ND	23.6	25.3	107	70-130	
Dibromochloromethane	ug/kg	ND	23.6	26.6	113	70-130	
Dibromomethane	ug/kg	ND	23.6	24.8	105	70-130	
Dichlorodifluoromethane	ug/kg	ND	23.6	19.3	82	70-130	
Diisopropyl ether	ug/kg	ND	23.6	26.2	111	70-130	
Ethylbenzene	ug/kg	ND	23.6	22.8	97	70-130	
Hexachloro-1,3-butadiene	ug/kg	ND	23.6	17.3	74	70-130	
Isopropylbenzene (Cumene)	ug/kg	ND	23.6	22.7	97	70-130	
m&p-Xylene	ug/kg	ND	47.1	46.2	98	70-130	
Methyl-tert-butyl ether	ug/kg	ND	23.6	26.7	113	70-130	
Methylene Chloride	ug/kg	ND	23.6	50.3	175	70-130	M1
n-Butylbenzene	ug/kg	ND	23.6	19.2	82	70-130	
n-Propylbenzene	ug/kg	ND	23.6	21.9	93	70-130	
Naphthalene	ug/kg	ND	23.6	16.1	68	70-130	M1
o-Xylene	ug/kg	ND	23.6	23.8	101	70-130	
p-Isopropyltoluene	ug/kg	ND	23.6	19.7	84	70-130	
sec-Butylbenzene	ug/kg	ND	23.6	21.5	91	70-130	
Styrene	ug/kg	ND	23.6	ND	0	70-130	M1
tert-Butylbenzene	ug/kg	ND	23.6	21.1	90	70-130	
Tetrachloroethene	ug/kg	6.2	23.6	30.0	101	70-130	
Toluene	ug/kg	ND	23.6	32.4	138	52-163	
trans-1,2-Dichloroethene	ug/kg	ND	23.6	24.1	102	70-130	
trans-1,3-Dichloropropene	ug/kg	ND	23.6	24.0	102	70-130	
Trichloroethene	ug/kg	ND	23.6	22.9	97	49-167	
Trichlorofluoromethane	ug/kg	ND	23.6	22.0	94	70-130	
Vinyl acetate	ug/kg	ND	47.1	18.8J	40	70-130	M0
Vinyl chloride	ug/kg	ND	23.6	22.7	96	70-130	
1,2-Dichloroethane-d4 (S)	%				112	70-132	
4-Bromofluorobenzene (S)	%				105	70-130	
Toluene-d8 (S)	%				100	70-130	

Results presented on this page are in the units indicated by the "Units" column except where an alternate unit is presented to the right of the result.

This report shall not be reproduced, except in full,
without the written consent of Pace Analytical Services, LLC.

Pace Analytical Services, LLC
9800 Kincey Ave. Suite 100
Huntersville, NC 28078
(704)875-9092

QUALITY CONTROL DATA

Project: AMC Whitfield
Pace Project No.: 92363898

SAMPLE DUPLICATE: 2152457

Parameter	Units	92363898004 Result	Dup Result	RPD	Qualifiers
1,1,1,2-Tetrachloroethane	ug/kg	ND	ND		
1,1,1-Trichloroethane	ug/kg	ND	ND		
1,1,2,2-Tetrachloroethane	ug/kg	ND	ND		
1,1,2-Trichloroethane	ug/kg	ND	ND		
1,1-Dichloroethane	ug/kg	ND	ND		
1,1-Dichloroethene	ug/kg	ND	ND		
1,1-Dichloropropene	ug/kg	ND	ND		
1,2,3-Trichlorobenzene	ug/kg	ND	ND		
1,2,3-Trichloropropane	ug/kg	ND	ND		
1,2,4-Trichlorobenzene	ug/kg	ND	ND		
1,2,4-Trimethylbenzene	ug/kg	ND	ND		
1,2-Dibromo-3-chloropropane	ug/kg	ND	ND		
1,2-Dibromoethane (EDB)	ug/kg	ND	ND		
1,2-Dichlorobenzene	ug/kg	ND	ND		
1,2-Dichloroethane	ug/kg	ND	ND		
1,2-Dichloropropane	ug/kg	ND	ND		
1,3,5-Trimethylbenzene	ug/kg	ND	ND		
1,3-Dichlorobenzene	ug/kg	ND	ND		
1,3-Dichloropropane	ug/kg	ND	ND		
1,4-Dichlorobenzene	ug/kg	ND	ND		
2,2-Dichloropropane	ug/kg	ND	ND		
2-Butanone (MEK)	ug/kg	ND	ND		
2-Chlorotoluene	ug/kg	ND	ND		
2-Hexanone	ug/kg	ND	ND		
4-Chlorotoluene	ug/kg	ND	ND		
4-Methyl-2-pentanone (MIBK)	ug/kg	ND	ND		
Acetone	ug/kg	ND	35.6J		
Benzene	ug/kg	ND	ND		
Bromobenzene	ug/kg	ND	ND		
Bromochloromethane	ug/kg	ND	ND		
Bromodichloromethane	ug/kg	ND	ND		
Bromoform	ug/kg	ND	ND		
Bromomethane	ug/kg	ND	ND		
Carbon tetrachloride	ug/kg	ND	ND		
Chlorobenzene	ug/kg	ND	ND		
Chloroethane	ug/kg	ND	ND		
Chloroform	ug/kg	ND	ND		
Chloromethane	ug/kg	ND	ND		
cis-1,2-Dichloroethene	ug/kg	ND	ND		
cis-1,3-Dichloropropene	ug/kg	ND	ND		
Dibromochloromethane	ug/kg	ND	ND		
Dibromomethane	ug/kg	ND	ND		
Dichlorodifluoromethane	ug/kg	ND	ND		
Diisopropyl ether	ug/kg	ND	ND		
Ethylbenzene	ug/kg	ND	ND		
Hexachloro-1,3-butadiene	ug/kg	ND	ND		
Isopropylbenzene (Cumene)	ug/kg	ND	ND		

Results presented on this page are in the units indicated by the "Units" column except where an alternate unit is presented to the right of the result.

This report shall not be reproduced, except in full,
without the written consent of Pace Analytical Services, LLC.

Pace Analytical Services, LLC
9800 Kincey Ave. Suite 100
Huntersville, NC 28078
(704)875-9092

QUALITY CONTROL DATA

Project: AMC Whitfield
Pace Project No.: 92363898

SAMPLE DUPLICATE: 2152457

Parameter	Units	92363898004 Result	Dup Result	RPD	Qualifiers
m&p-Xylene	ug/kg	ND	ND		
Methyl-tert-butyl ether	ug/kg	ND	ND		
Methylene Chloride	ug/kg	ND	ND		
n-Butylbenzene	ug/kg	ND	ND		
n-Propylbenzene	ug/kg	ND	ND		
Naphthalene	ug/kg	ND	ND		
o-Xylene	ug/kg	ND	ND		
p-Isopropyltoluene	ug/kg	ND	ND		
sec-Butylbenzene	ug/kg	ND	ND		
Styrene	ug/kg	ND	ND		
tert-Butylbenzene	ug/kg	ND	ND		
Tetrachloroethene	ug/kg	ND	ND		
Toluene	ug/kg	ND	ND		
trans-1,2-Dichloroethene	ug/kg	ND	ND		
trans-1,3-Dichloropropene	ug/kg	ND	ND		
Trichloroethene	ug/kg	ND	ND		
Trichlorofluoromethane	ug/kg	ND	ND		
Vinyl acetate	ug/kg	ND	ND		
Vinyl chloride	ug/kg	ND	ND		
Xylene (Total)	ug/kg	ND	ND		
1,2-Dichloroethane-d4 (S)	%	116	101	13	
4-Bromofluorobenzene (S)	%	99	106	7	
Toluene-d8 (S)	%	104	99	4	

Results presented on this page are in the units indicated by the "Units" column except where an alternate unit is presented to the right of the result.

This report shall not be reproduced, except in full,
without the written consent of Pace Analytical Services, LLC.

Pace Analytical Services, LLC
9800 Kincey Ave. Suite 100
Huntersville, NC 28078
(704)875-9092

QUALITY CONTROL DATA

Project: AMC Whitfield
Pace Project No.: 92363898

QC Batch: 387330 | Analysis Method: ASTM D2974-87
QC Batch Method: ASTM D2974-87 | Analysis Description: Dry Weight/Percent Moisture
Associated Lab Samples: 92363898001, 92363898002, 92363898003, 92363898004, 92363898005

SAMPLE DUPLICATE: 2148881

Parameter	Units	92363762001 Result	Dup Result	RPD	Qualifiers
Percent Moisture	%	25.5	26.2	3	

SAMPLE DUPLICATE: 2148882

Parameter	Units	92363898005 Result	Dup Result	RPD	Qualifiers
Percent Moisture	%	16.5	16.7	1	

Results presented on this page are in the units indicated by the "Units" column except where an alternate unit is presented to the right of the result.

This report shall not be reproduced, except in full,
without the written consent of Pace Analytical Services, LLC.

Pace Analytical Services, LLC
9800 Kincey Ave. Suite 100
Huntersville, NC 28078
(704)875-9092

QUALITY CONTROL DATA

Project: AMC Whitfield
Pace Project No.: 92363898

QC Batch: 387346 | Analysis Method: ASTM D2974-87
QC Batch Method: ASTM D2974-87 | Analysis Description: Dry Weight/Percent Moisture
Associated Lab Samples: 92363898006, 92363898007, 92363898008, 92363898009, 92363898010, 92363898011

SAMPLE DUPLICATE: 2149009

Parameter	Units	92363705001 Result	Dup Result	RPD	Qualifiers
Percent Moisture	%	41.8	40.6	3	

SAMPLE DUPLICATE: 2149010

Parameter	Units	92363898011 Result	Dup Result	RPD	Qualifiers
Percent Moisture	%	12.8	12.3	5	

Results presented on this page are in the units indicated by the "Units" column except where an alternate unit is presented to the right of the result.

This report shall not be reproduced, except in full,
without the written consent of Pace Analytical Services, LLC.

Pace Analytical Services, LLC
9800 Kincey Ave. Suite 100
Huntersville, NC 28078
(704)875-9092

QUALITY CONTROL DATA

Project: AMC Whitfield
Pace Project No.: 92363898

QC Batch: 387397 | Analysis Method: ASTM D2974-87
QC Batch Method: ASTM D2974-87 | Analysis Description: Dry Weight/Percent Moisture
Associated Lab Samples: 92363898012, 92363898013, 92363898014

SAMPLE DUPLICATE: 2149488

Parameter	Units	35349142001 Result	Dup Result	RPD	Qualifiers
Percent Moisture	%	8.9	8.4	5	

SAMPLE DUPLICATE: 2149489

Parameter	Units	92363898014 Result	Dup Result	RPD	Qualifiers
Percent Moisture	%	15.1	15.5	2	

Results presented on this page are in the units indicated by the "Units" column except where an alternate unit is presented to the right of the result.

This report shall not be reproduced, except in full,
without the written consent of Pace Analytical Services, LLC.

Pace Analytical Services, LLC
9800 Kincey Ave. Suite 100
Huntersville, NC 28078
(704)875-9092

QUALIFIERS

Project: AMC Whitfield
Pace Project No.: 92363898

DEFINITIONS

DF - Dilution Factor, if reported, represents the factor applied to the reported data due to dilution of the sample aliquot.

ND - Not Detected at or above adjusted reporting limit.

TNTC - Too Numerous To Count

J - Estimated concentration above the adjusted method detection limit and below the adjusted reporting limit.

MDL - Adjusted Method Detection Limit.

PQL - Practical Quantitation Limit.

RL - Reporting Limit.

S - Surrogate

1,2-Diphenylhydrazine decomposes to and cannot be separated from Azobenzene using Method 8270. The result for each analyte is a combined concentration.

Consistent with EPA guidelines, unrounded data are displayed and have been used to calculate % recovery and RPD values.

LCS(D) - Laboratory Control Sample (Duplicate)

MS(D) - Matrix Spike (Duplicate)

DUP - Sample Duplicate

RPD - Relative Percent Difference

NC - Not Calculable.

SG - Silica Gel - Clean-Up

U - Indicates the compound was analyzed for, but not detected.

Acid preservation may not be appropriate for 2 Chloroethylvinyl ether.

A separate vial preserved to a pH of 4-5 is recommended in SW846 Chapter 4 for the analysis of Acrolein and Acrylonitrile by EPA Method 8260.

N-Nitrosodiphenylamine decomposes and cannot be separated from Diphenylamine using Method 8270. The result reported for each analyte is a combined concentration.

Pace Analytical is TNI accredited. Contact your Pace PM for the current list of accredited analytes.

TNI - The NELAC Institute.

LABORATORIES

PASI-C	Pace Analytical Services - Charlotte

ANALYTE QUALIFIERS

E	Analyte concentration exceeded the calibration range. The reported result is estimated.
L2	Analyte recovery in the laboratory control sample (LCS) was below QC limits. Results for this analyte in associated samples may be biased low.
M0	Matrix spike recovery and/or matrix spike duplicate recovery was outside laboratory control limits.
M1	Matrix spike recovery exceeded QC limits. Batch accepted based on laboratory control sample (LCS) recovery.

This report shall not be reproduced, except in full,
without the written consent of Pace Analytical Services, LLC.

Pace Analytical Services, LLC
9800 Kincey Ave. Suite 100
Huntersville, NC 28078
(704)875-9092

QUALITY CONTROL DATA CROSS REFERENCE TABLE

Project: AMC Whitfield
Pace Project No.: 92363898

Lab ID	Sample ID	QC Batch Method	QC Batch	Analytical Method	Analytical Batch
92363898001	**HA-57-1**	EPA 8260	387888		
92363898002	**HA-58-1**	EPA 8260	387888		
92363898003	**HA-59-1**	EPA 8260	387888		
92363898004	**HA-60-1**	EPA 8260	387888		
92363898005	**HA-61-2**	EPA 8260	387888		
92363898006	**HA-62-2**	EPA 8260	387888		
92363898007	**HA-63-1**	EPA 8260	387888		
92363898008	**HA-64-2**	EPA 8260	387888		
92363898009	**HA-65-1**	EPA 8260	387888		
92363898010	**HA-66-1**	EPA 8260	387888		
92363898011	**HA-67-2**	EPA 8260	387888		
92363898012	**HA-68-1**	EPA 8260	387888		
92363898013	**HA-69-1**	EPA 8260	387888		
92363898014	**HA-70-1**	EPA 8260	387888		
92363898001	**HA-57-1**	ASTM D2974-87	387330		
92363898002	**HA-58-1**	ASTM D2974-87	387330		
92363898003	**HA-59-1**	ASTM D2974-87	387330		
92363898004	**HA-60-1**	ASTM D2974-87	387330		
92363898005	**HA-61-2**	ASTM D2974-87	387330		
92363898006	**HA-62-2**	ASTM D2974-87	387346		
92363898007	**HA-63-1**	ASTM D2974-87	387346		
92363898008	**HA-64-2**	ASTM D2974-87	387346		
92363898009	**HA-65-1**	ASTM D2974-87	387346		
92363898010	**HA-66-1**	ASTM D2974-87	387346		
92363898011	**HA-67-2**	ASTM D2974-87	387346		
92363898012	**HA-68-1**	ASTM D2974-87	387397		
92363898013	**HA-69-1**	ASTM D2974-87	387397		
92363898014	**HA-70-1**	ASTM D2974-87	387397		

This report shall not be reproduced, except in full,
without the written consent of Pace Analytical Services, LLC.

Pace Analytical Services, LLC
9800 Kincey Ave. Suite 100
Huntersville, NC 28078
(704)875-9092

November 29, 2017

Katie Ross
WENCK Associates
1080 Holocomb Bridge Road
Building 100, Suite 190
Roswell, GA 30076

RE: Project: AMC Whitfield B6506
Pace Project No.: 92364028

Dear Katie Ross:
Enclosed are the analytical results for sample(s) received by the laboratory on November 18, 2017. The results relate only to the samples included in this report. Results reported herein conform to the most current, applicable TNI/NELAC standards and the laboratory's Quality Assurance Manual, where applicable, unless otherwise noted in the body of the report.

If you have any questions concerning this report, please feel free to contact me.

Sincerely,

Trey Carter
trey.carter@pacelabs.com
(704)875-9092
Project Manager

Enclosures

cc: Christine Mayo, WENCK Associates

This report shall not be reproduced, except in full,
without the written consent of Pace Analytical Services, LLC.

Pace Analytical Services, LLC
9800 Kincey Ave. Suite 100
Huntersville, NC 28078
(704)875-9092

CERTIFICATIONS

Project:	AMC Whitfield B6506
Pace Project No.:	92364028

Charlotte Certification IDs

9800 Kincey Ave. Ste 100, Huntersville, NC 28078
Louisiana/NELAP Certification # LA170028
North Carolina Drinking Water Certification #: 37706
North Carolina Field Services Certification #: 5342
North Carolina Wastewater Certification #: 12
South Carolina Certification #: 99006001
Florida/NELAP Certification #: E87627
Kentucky UST Certification #: 84
Virginia/VELAP Certification #: 460221

This report shall not be reproduced, except in full,
without the written consent of Pace Analytical Services, LLC.

Pace Analytical Services, LLC
9800 Kincey Ave. Suite 100
Huntersville, NC 28078
(704)875-9092

SAMPLE ANALYTE COUNT

Project: AMC Whitfield B6506
Pace Project No.: 92364028

Lab ID	Sample ID	Method	Analysts	Analytes Reported	Laboratory
92364028001	**HA-71-2**	EPA 8260	DLK	70	PASI-C
		ASTM D2974-87	CLW	1	PASI-C
92364028002	**HA-72-2**	EPA 8260	DLK	70	PASI-C
		ASTM D2974-87	CLW	1	PASI-C
92364028003	**HA-73-2**	EPA 8260	DLK	70	PASI-C
		ASTM D2974-87	CLW	1	PASI-C
92364028004	**HA-74-1**	EPA 8260	DLK	70	PASI-C
		ASTM D2974-87	CLW	1	PASI-C
92364028005	**HA-75-2**	EPA 8260	DLK	70	PASI-C
		ASTM D2974-87	CLW	1	PASI-C
92364028006	**HA-76-1**	EPA 8260	DLK	70	PASI-C
		ASTM D2974-87	CLW	1	PASI-C

This report shall not be reproduced, except in full,
without the written consent of Pace Analytical Services, LLC.

Pace Analytical Services, LLC
9800 Kincey Ave. Suite 100
Huntersville, NC 28078
(704)875-9092

ANALYTICAL RESULTS

Project: AMC Whitfield B6506
Pace Project No.: 92364028

Sample: HA-71-2 **Lab ID: 92364028001** Collected: 11/16/17 09:20 Received: 11/18/17 09:00 Matrix: Solid

Results reported on a "dry weight" basis and are adjusted for percent moisture, sample size and any dilutions.

Parameters	Results	Units	Report Limit	DF	Prepared	Analyzed	CAS No.	Qual
8260/5035A Volatile Organics	Analytical Method: EPA 8260							
Acetone	**268**	ug/kg	115	1		11/22/17 01:19	67-64-1	M1
Benzene	ND	ug/kg	5.7	1		11/22/17 01:19	71-43-2	
Bromobenzene	ND	ug/kg	5.7	1		11/22/17 01:19	108-86-1	
Bromochloromethane	ND	ug/kg	5.7	1		11/22/17 01:19	74-97-5	
Bromodichloromethane	ND	ug/kg	5.7	1		11/22/17 01:19	75-27-4	
Bromoform	ND	ug/kg	5.7	1		11/22/17 01:19	75-25-2	
Bromomethane	ND	ug/kg	11.5	1		11/22/17 01:19	74-83-9	
2-Butanone (MEK)	ND	ug/kg	115	1		11/22/17 01:19	78-93-3	
n-Butylbenzene	ND	ug/kg	5.7	1		11/22/17 01:19	104-51-8	
sec-Butylbenzene	ND	ug/kg	5.7	1		11/22/17 01:19	135-98-8	
tert-Butylbenzene	ND	ug/kg	5.7	1		11/22/17 01:19	98-06-6	
Carbon tetrachloride	ND	ug/kg	5.7	1		11/22/17 01:19	56-23-5	
Chlorobenzene	ND	ug/kg	5.7	1		11/22/17 01:19	108-90-7	
Chloroethane	ND	ug/kg	11.5	1		11/22/17 01:19	75-00-3	
Chloroform	ND	ug/kg	5.7	1		11/22/17 01:19	67-66-3	
Chloromethane	ND	ug/kg	11.5	1		11/22/17 01:19	74-87-3	
2-Chlorotoluene	ND	ug/kg	5.7	1		11/22/17 01:19	95-49-8	
4-Chlorotoluene	ND	ug/kg	5.7	1		11/22/17 01:19	106-43-4	
1,2-Dibromo-3-chloropropane	ND	ug/kg	5.7	1		11/22/17 01:19	96-12-8	
Dibromochloromethane	ND	ug/kg	5.7	1		11/22/17 01:19	124-48-1	
1,2-Dibromoethane (EDB)	ND	ug/kg	5.7	1		11/22/17 01:19	106-93-4	
Dibromomethane	ND	ug/kg	5.7	1		11/22/17 01:19	74-95-3	
1,2-Dichlorobenzene	ND	ug/kg	5.7	1		11/22/17 01:19	95-50-1	
1,3-Dichlorobenzene	ND	ug/kg	5.7	1		11/22/17 01:19	541-73-1	
1,4-Dichlorobenzene	ND	ug/kg	5.7	1		11/22/17 01:19	106-46-7	
Dichlorodifluoromethane	ND	ug/kg	11.5	1		11/22/17 01:19	75-71-8	
1,1-Dichloroethane	ND	ug/kg	5.7	1		11/22/17 01:19	75-34-3	
1,2-Dichloroethane	ND	ug/kg	5.7	1		11/22/17 01:19	107-06-2	
1,1-Dichloroethene	ND	ug/kg	5.7	1		11/22/17 01:19	75-35-4	
cis-1,2-Dichloroethene	ND	ug/kg	5.7	1		11/22/17 01:19	156-59-2	
trans-1,2-Dichloroethene	ND	ug/kg	5.7	1		11/22/17 01:19	156-60-5	
1,2-Dichloropropane	ND	ug/kg	5.7	1		11/22/17 01:19	78-87-5	
1,3-Dichloropropane	ND	ug/kg	5.7	1		11/22/17 01:19	142-28-9	
2,2-Dichloropropane	ND	ug/kg	5.7	1		11/22/17 01:19	594-20-7	
1,1-Dichloropropene	ND	ug/kg	5.7	1		11/22/17 01:19	563-58-6	
cis-1,3-Dichloropropene	ND	ug/kg	5.7	1		11/22/17 01:19	10061-01-5	
trans-1,3-Dichloropropene	ND	ug/kg	5.7	1		11/22/17 01:19	10061-02-6	
Diisopropyl ether	ND	ug/kg	5.7	1		11/22/17 01:19	108-20-3	
Ethylbenzene	ND	ug/kg	5.7	1		11/22/17 01:19	100-41-4	
Hexachloro-1,3-butadiene	ND	ug/kg	5.7	1		11/22/17 01:19	87-68-3	
2-Hexanone	ND	ug/kg	57.4	1		11/22/17 01:19	591-78-6	M1
Isopropylbenzene (Cumene)	ND	ug/kg	5.7	1		11/22/17 01:19	98-82-8	
p-Isopropyltoluene	ND	ug/kg	5.7	1		11/22/17 01:19	99-87-6	
Methylene Chloride	ND	ug/kg	22.9	1		11/22/17 01:19	75-09-2	M1
4-Methyl-2-pentanone (MIBK)	ND	ug/kg	57.4	1		11/22/17 01:19	108-10-1	M1
Methyl-tert-butyl ether	ND	ug/kg	5.7	1		11/22/17 01:19	1634-04-4	

This report shall not be reproduced, except in full,
without the written consent of Pace Analytical Services, LLC.

Pace Analytical Services, LLC
9800 Kincey Ave. Suite 100
Huntersville, NC 28078
(704)875-9092

ANALYTICAL RESULTS

Project: AMC Whitfield B6506
Pace Project No.: 92364028

Sample: HA-71-2 **Lab ID: 92364028001** Collected: 11/16/17 09:20 Received: 11/18/17 09:00 Matrix: Solid

Results reported on a "dry weight" basis and are adjusted for percent moisture, sample size and any dilutions.

Parameters	Results	Units	Report Limit	DF	Prepared	Analyzed	CAS No.	Qual
8260/5035A Volatile Organics	Analytical Method: EPA 8260							
Naphthalene	ND	ug/kg	5.7	1		11/22/17 01:19	91-20-3	M1
n-Propylbenzene	ND	ug/kg	5.7	1		11/22/17 01:19	103-65-1	
Styrene	ND	ug/kg	5.7	1		11/22/17 01:19	100-42-5	M1
1,1,1,2-Tetrachloroethane	ND	ug/kg	5.7	1		11/22/17 01:19	630-20-6	
1,1,2,2-Tetrachloroethane	ND	ug/kg	5.7	1		11/22/17 01:19	79-34-5	L2
Tetrachloroethene	**6.2**	ug/kg	5.7	1		11/22/17 01:19	127-18-4	
Toluene	ND	ug/kg	5.7	1		11/22/17 01:19	108-88-3	
1,2,3-Trichlorobenzene	ND	ug/kg	5.7	1		11/22/17 01:19	87-61-6	
1,2,4-Trichlorobenzene	ND	ug/kg	5.7	1		11/22/17 01:19	120-82-1	
1,1,1-Trichloroethane	ND	ug/kg	5.7	1		11/22/17 01:19	71-55-6	
1,1,2-Trichloroethane	ND	ug/kg	5.7	1		11/22/17 01:19	79-00-5	
Trichloroethene	ND	ug/kg	5.7	1		11/22/17 01:19	79-01-6	
Trichlorofluoromethane	ND	ug/kg	5.7	1		11/22/17 01:19	75-69-4	
1,2,3-Trichloropropane	ND	ug/kg	5.7	1		11/22/17 01:19	96-18-4	
1,2,4-Trimethylbenzene	ND	ug/kg	5.7	1		11/22/17 01:19	95-63-6	
1,3,5-Trimethylbenzene	ND	ug/kg	5.7	1		11/22/17 01:19	108-67-8	
Vinyl acetate	ND	ug/kg	57.4	1		11/22/17 01:19	108-05-4	L2,M0
Vinyl chloride	ND	ug/kg	11.5	1		11/22/17 01:19	75-01-4	
Xylene (Total)	ND	ug/kg	11.5	1		11/22/17 01:19	1330-20-7	
m&p-Xylene	ND	ug/kg	11.5	1		11/22/17 01:19	179601-23-1	
o-Xylene	ND	ug/kg	5.7	1		11/22/17 01:19	95-47-6	
Surrogates								
Toluene-d8 (S)	103	%	70-130	1		11/22/17 01:19	2037-26-5	
4-Bromofluorobenzene (S)	97	%	70-130	1		11/22/17 01:19	460-00-4	
1,2-Dichloroethane-d4 (S)	122	%	70-132	1		11/22/17 01:19	17060-07-0	
Percent Moisture	Analytical Method: ASTM D2974-87							
Percent Moisture	**20.6**	%	0.10	1		11/20/17 08:05		

This report shall not be reproduced, except in full,
without the written consent of Pace Analytical Services, LLC.

Pace Analytical Services, LLC
9800 Kincey Ave. Suite 100
Huntersville, NC 28078
(704)875-9092

ANALYTICAL RESULTS

Project: AMC Whitfield B6506
Pace Project No.: 92364028

Sample: HA-72-2 **Lab ID: 92364028002** Collected: 11/16/17 09:50 Received: 11/18/17 09:00 Matrix: Solid

Results reported on a "dry weight" basis and are adjusted for percent moisture, sample size and any dilutions.

Parameters	Results	Units	Report Limit	DF	Prepared	Analyzed	CAS No.	Qual
8260/5035A Volatile Organics	Analytical Method: EPA 8260							
Acetone	**489**	ug/kg	101	1		11/22/17 01:39	67-64-1	E
Benzene	ND	ug/kg	5.1	1		11/22/17 01:39	71-43-2	
Bromobenzene	ND	ug/kg	5.1	1		11/22/17 01:39	108-86-1	
Bromochloromethane	ND	ug/kg	5.1	1		11/22/17 01:39	74-97-5	
Bromodichloromethane	ND	ug/kg	5.1	1		11/22/17 01:39	75-27-4	
Bromoform	ND	ug/kg	5.1	1		11/22/17 01:39	75-25-2	
Bromomethane	ND	ug/kg	10.1	1		11/22/17 01:39	74-83-9	
2-Butanone (MEK)	ND	ug/kg	101	1		11/22/17 01:39	78-93-3	
n-Butylbenzene	ND	ug/kg	5.1	1		11/22/17 01:39	104-51-8	
sec-Butylbenzene	ND	ug/kg	5.1	1		11/22/17 01:39	135-98-8	
tert-Butylbenzene	ND	ug/kg	5.1	1		11/22/17 01:39	98-06-6	
Carbon tetrachloride	ND	ug/kg	5.1	1		11/22/17 01:39	56-23-5	
Chlorobenzene	ND	ug/kg	5.1	1		11/22/17 01:39	108-90-7	
Chloroethane	ND	ug/kg	10.1	1		11/22/17 01:39	75-00-3	
Chloroform	ND	ug/kg	5.1	1		11/22/17 01:39	67-66-3	
Chloromethane	ND	ug/kg	10.1	1		11/22/17 01:39	74-87-3	
2-Chlorotoluene	ND	ug/kg	5.1	1		11/22/17 01:39	95-49-8	
4-Chlorotoluene	ND	ug/kg	5.1	1		11/22/17 01:39	106-43-4	
1,2-Dibromo-3-chloropropane	ND	ug/kg	5.1	1		11/22/17 01:39	96-12-8	
Dibromochloromethane	ND	ug/kg	5.1	1		11/22/17 01:39	124-48-1	
1,2-Dibromoethane (EDB)	ND	ug/kg	5.1	1		11/22/17 01:39	106-93-4	
Dibromomethane	ND	ug/kg	5.1	1		11/22/17 01:39	74-95-3	
1,2-Dichlorobenzene	ND	ug/kg	5.1	1		11/22/17 01:39	95-50-1	
1,3-Dichlorobenzene	ND	ug/kg	5.1	1		11/22/17 01:39	541-73-1	
1,4-Dichlorobenzene	ND	ug/kg	5.1	1		11/22/17 01:39	106-46-7	
Dichlorodifluoromethane	ND	ug/kg	10.1	1		11/22/17 01:39	75-71-8	
1,1-Dichloroethane	ND	ug/kg	5.1	1		11/22/17 01:39	75-34-3	
1,2-Dichloroethane	ND	ug/kg	5.1	1		11/22/17 01:39	107-06-2	
1,1-Dichloroethene	ND	ug/kg	5.1	1		11/22/17 01:39	75-35-4	
cis-1,2-Dichloroethene	ND	ug/kg	5.1	1		11/22/17 01:39	156-59-2	
trans-1,2-Dichloroethene	ND	ug/kg	5.1	1		11/22/17 01:39	156-60-5	
1,2-Dichloropropane	ND	ug/kg	5.1	1		11/22/17 01:39	78-87-5	
1,3-Dichloropropane	ND	ug/kg	5.1	1		11/22/17 01:39	142-28-9	
2,2-Dichloropropane	ND	ug/kg	5.1	1		11/22/17 01:39	594-20-7	
1,1-Dichloropropene	ND	ug/kg	5.1	1		11/22/17 01:39	563-58-6	
cis-1,3-Dichloropropene	ND	ug/kg	5.1	1		11/22/17 01:39	10061-01-5	
trans-1,3-Dichloropropene	ND	ug/kg	5.1	1		11/22/17 01:39	10061-02-6	
Diisopropyl ether	ND	ug/kg	5.1	1		11/22/17 01:39	108-20-3	
Ethylbenzene	ND	ug/kg	5.1	1		11/22/17 01:39	100-41-4	
Hexachloro-1,3-butadiene	ND	ug/kg	5.1	1		11/22/17 01:39	87-68-3	
2-Hexanone	ND	ug/kg	50.6	1		11/22/17 01:39	591-78-6	
Isopropylbenzene (Cumene)	ND	ug/kg	5.1	1		11/22/17 01:39	98-82-8	
p-Isopropyltoluene	ND	ug/kg	5.1	1		11/22/17 01:39	99-87-6	
Methylene Chloride	**45.6**	ug/kg	20.2	1		11/22/17 01:39	75-09-2	C9
4-Methyl-2-pentanone (MIBK)	ND	ug/kg	50.6	1		11/22/17 01:39	108-10-1	
Methyl-tert-butyl ether	ND	ug/kg	5.1	1		11/22/17 01:39	1634-04-4	

This report shall not be reproduced, except in full,
without the written consent of Pace Analytical Services, LLC.

Pace Analytical Services, LLC
9800 Kincey Ave. Suite 100
Huntersville, NC 28078
(704)875-9092

ANALYTICAL RESULTS

Project: AMC Whitfield B6506
Pace Project No.: 92364028

Sample: HA-72-2 **Lab ID: 92364028002** Collected: 11/16/17 09:50 Received: 11/18/17 09:00 Matrix: Solid

Results reported on a "dry weight" basis and are adjusted for percent moisture, sample size and any dilutions.

Parameters	Results	Units	Report Limit	DF	Prepared	Analyzed	CAS No.	Qual
8260/5035A Volatile Organics	Analytical Method: EPA 8260							
Naphthalene	ND	ug/kg	5.1	1		11/22/17 01:39	91-20-3	
n-Propylbenzene	ND	ug/kg	5.1	1		11/22/17 01:39	103-65-1	
Styrene	ND	ug/kg	5.1	1		11/22/17 01:39	100-42-5	
1,1,1,2-Tetrachloroethane	ND	ug/kg	5.1	1		11/22/17 01:39	630-20-6	
1,1,2,2-Tetrachloroethane	ND	ug/kg	5.1	1		11/22/17 01:39	79-34-5	L2
Tetrachloroethene	**1600**	ug/kg	132	25		11/22/17 16:50	127-18-4	
Toluene	**5.4**	ug/kg	5.1	1		11/22/17 01:39	108-88-3	
1,2,3-Trichlorobenzene	ND	ug/kg	5.1	1		11/22/17 01:39	87-61-6	
1,2,4-Trichlorobenzene	ND	ug/kg	5.1	1		11/22/17 01:39	120-82-1	
1,1,1-Trichloroethane	ND	ug/kg	5.1	1		11/22/17 01:39	71-55-6	
1,1,2-Trichloroethane	ND	ug/kg	5.1	1		11/22/17 01:39	79-00-5	
Trichloroethene	ND	ug/kg	5.1	1		11/22/17 01:39	79-01-6	
Trichlorofluoromethane	ND	ug/kg	5.1	1		11/22/17 01:39	75-69-4	
1,2,3-Trichloropropane	ND	ug/kg	5.1	1		11/22/17 01:39	96-18-4	
1,2,4-Trimethylbenzene	ND	ug/kg	5.1	1		11/22/17 01:39	95-63-6	
1,3,5-Trimethylbenzene	ND	ug/kg	5.1	1		11/22/17 01:39	108-67-8	
Vinyl acetate	ND	ug/kg	50.6	1		11/22/17 01:39	108-05-4	L2
Vinyl chloride	ND	ug/kg	10.1	1		11/22/17 01:39	75-01-4	
Xylene (Total)	ND	ug/kg	10.1	1		11/22/17 01:39	1330-20-7	
m&p-Xylene	ND	ug/kg	10.1	1		11/22/17 01:39	179601-23-1	
o-Xylene	ND	ug/kg	5.1	1		11/22/17 01:39	95-47-6	
Surrogates								
Toluene-d8 (S)	103	%	70-130	1		11/22/17 01:39	2037-26-5	
4-Bromofluorobenzene (S)	97	%	70-130	1		11/22/17 01:39	460-00-4	
1,2-Dichloroethane-d4 (S)	124	%	70-132	1		11/22/17 01:39	17060-07-0	
Percent Moisture	Analytical Method: ASTM D2974-87							
Percent Moisture	**20.2**	%	0.10	1		11/20/17 08:05		

This report shall not be reproduced, except in full,
without the written consent of Pace Analytical Services, LLC.

Pace Analytical Services, LLC
9800 Kincey Ave. Suite 100
Huntersville, NC 28078
(704)875-9092

ANALYTICAL RESULTS

Project: AMC Whitfield B6506
Pace Project No.: 92364028

Sample: HA-73-2 **Lab ID: 92364028003** Collected: 11/16/17 10:30 Received: 11/18/17 09:00 Matrix: Solid

Results reported on a "dry weight" basis and are adjusted for percent moisture, sample size and any dilutions.

Parameters	Results	Units	Report Limit	DF	Prepared	Analyzed	CAS No.	Qual
8260/5035A Volatile Organics	Analytical Method: EPA 8260							
Acetone	**532**	ug/kg	121	1		11/22/17 01:59	67-64-1	E
Benzene	ND	ug/kg	6.0	1		11/22/17 01:59	71-43-2	
Bromobenzene	ND	ug/kg	6.0	1		11/22/17 01:59	108-86-1	
Bromochloromethane	ND	ug/kg	6.0	1		11/22/17 01:59	74-97-5	
Bromodichloromethane	ND	ug/kg	6.0	1		11/22/17 01:59	75-27-4	
Bromoform	ND	ug/kg	6.0	1		11/22/17 01:59	75-25-2	
Bromomethane	ND	ug/kg	12.1	1		11/22/17 01:59	74-83-9	
2-Butanone (MEK)	ND	ug/kg	121	1		11/22/17 01:59	78-93-3	
n-Butylbenzene	ND	ug/kg	6.0	1		11/22/17 01:59	104-51-8	
sec-Butylbenzene	ND	ug/kg	6.0	1		11/22/17 01:59	135-98-8	
tert-Butylbenzene	ND	ug/kg	6.0	1		11/22/17 01:59	98-06-6	
Carbon tetrachloride	ND	ug/kg	6.0	1		11/22/17 01:59	56-23-5	
Chlorobenzene	ND	ug/kg	6.0	1		11/22/17 01:59	108-90-7	
Chloroethane	ND	ug/kg	12.1	1		11/22/17 01:59	75-00-3	
Chloroform	ND	ug/kg	6.0	1		11/22/17 01:59	67-66-3	
Chloromethane	ND	ug/kg	12.1	1		11/22/17 01:59	74-87-3	
2-Chlorotoluene	ND	ug/kg	6.0	1		11/22/17 01:59	95-49-8	
4-Chlorotoluene	ND	ug/kg	6.0	1		11/22/17 01:59	106-43-4	
1,2-Dibromo-3-chloropropane	ND	ug/kg	6.0	1		11/22/17 01:59	96-12-8	
Dibromochloromethane	ND	ug/kg	6.0	1		11/22/17 01:59	124-48-1	
1,2-Dibromoethane (EDB)	ND	ug/kg	6.0	1		11/22/17 01:59	106-93-4	
Dibromomethane	ND	ug/kg	6.0	1		11/22/17 01:59	74-95-3	
1,2-Dichlorobenzene	ND	ug/kg	6.0	1		11/22/17 01:59	95-50-1	
1,3-Dichlorobenzene	ND	ug/kg	6.0	1		11/22/17 01:59	541-73-1	
1,4-Dichlorobenzene	ND	ug/kg	6.0	1		11/22/17 01:59	106-46-7	
Dichlorodifluoromethane	ND	ug/kg	12.1	1		11/22/17 01:59	75-71-8	
1,1-Dichloroethane	ND	ug/kg	6.0	1		11/22/17 01:59	75-34-3	
1,2-Dichloroethane	ND	ug/kg	6.0	1		11/22/17 01:59	107-06-2	
1,1-Dichloroethene	ND	ug/kg	6.0	1		11/22/17 01:59	75-35-4	
cis-1,2-Dichloroethene	ND	ug/kg	6.0	1		11/22/17 01:59	156-59-2	
trans-1,2-Dichloroethene	ND	ug/kg	6.0	1		11/22/17 01:59	156-60-5	
1,2-Dichloropropane	ND	ug/kg	6.0	1		11/22/17 01:59	78-87-5	
1,3-Dichloropropane	ND	ug/kg	6.0	1		11/22/17 01:59	142-28-9	
2,2-Dichloropropane	ND	ug/kg	6.0	1		11/22/17 01:59	594-20-7	
1,1-Dichloropropene	ND	ug/kg	6.0	1		11/22/17 01:59	563-58-6	
cis-1,3-Dichloropropene	ND	ug/kg	6.0	1		11/22/17 01:59	10061-01-5	
trans-1,3-Dichloropropene	ND	ug/kg	6.0	1		11/22/17 01:59	10061-02-6	
Diisopropyl ether	ND	ug/kg	6.0	1		11/22/17 01:59	108-20-3	
Ethylbenzene	ND	ug/kg	6.0	1		11/22/17 01:59	100-41-4	
Hexachloro-1,3-butadiene	ND	ug/kg	6.0	1		11/22/17 01:59	87-68-3	
2-Hexanone	ND	ug/kg	60.4	1		11/22/17 01:59	591-78-6	
Isopropylbenzene (Cumene)	ND	ug/kg	6.0	1		11/22/17 01:59	98-82-8	
p-Isopropyltoluene	ND	ug/kg	6.0	1		11/22/17 01:59	99-87-6	
Methylene Chloride	ND	ug/kg	24.1	1		11/22/17 01:59	75-09-2	
4-Methyl-2-pentanone (MIBK)	ND	ug/kg	60.4	1		11/22/17 01:59	108-10-1	
Methyl-tert-butyl ether	ND	ug/kg	6.0	1		11/22/17 01:59	1634-04-4	

This report shall not be reproduced, except in full,
without the written consent of Pace Analytical Services, LLC.

Pace Analytical Services, LLC
9800 Kincey Ave. Suite 100
Huntersville, NC 28078
(704)875-9092

ANALYTICAL RESULTS

Project: AMC Whitfield B6506
Pace Project No.: 92364028

Sample: HA-73-2 **Lab ID: 92364028003** Collected: 11/16/17 10:30 Received: 11/18/17 09:00 Matrix: Solid

Results reported on a "dry weight" basis and are adjusted for percent moisture, sample size and any dilutions.

Parameters	Results	Units	Report Limit	DF	Prepared	Analyzed	CAS No.	Qual
8260/5035A Volatile Organics	Analytical Method: EPA 8260							
Naphthalene	ND	ug/kg	6.0	1		11/22/17 01:59	91-20-3	
n-Propylbenzene	ND	ug/kg	6.0	1		11/22/17 01:59	103-65-1	
Styrene	ND	ug/kg	6.0	1		11/22/17 01:59	100-42-5	
1,1,1,2-Tetrachloroethane	ND	ug/kg	6.0	1		11/22/17 01:59	630-20-6	
1,1,2,2-Tetrachloroethane	ND	ug/kg	6.0	1		11/22/17 01:59	79-34-5	L2
Tetrachloroethene	**1850**	ug/kg	140	25		11/22/17 17:10	127-18-4	
Toluene	ND	ug/kg	6.0	1		11/22/17 01:59	108-88-3	
1,2,3-Trichlorobenzene	ND	ug/kg	6.0	1		11/22/17 01:59	87-61-6	
1,2,4-Trichlorobenzene	ND	ug/kg	6.0	1		11/22/17 01:59	120-82-1	
1,1,1-Trichloroethane	ND	ug/kg	6.0	1		11/22/17 01:59	71-55-6	
1,1,2-Trichloroethane	ND	ug/kg	6.0	1		11/22/17 01:59	79-00-5	
Trichloroethene	**19.0**	ug/kg	6.0	1		11/22/17 01:59	79-01-6	
Trichlorofluoromethane	ND	ug/kg	6.0	1		11/22/17 01:59	75-69-4	
1,2,3-Trichloropropane	ND	ug/kg	6.0	1		11/22/17 01:59	96-18-4	
1,2,4-Trimethylbenzene	ND	ug/kg	6.0	1		11/22/17 01:59	95-63-6	
1,3,5-Trimethylbenzene	ND	ug/kg	6.0	1		11/22/17 01:59	108-67-8	
Vinyl acetate	ND	ug/kg	60.4	1		11/22/17 01:59	108-05-4	L2
Vinyl chloride	ND	ug/kg	12.1	1		11/22/17 01:59	75-01-4	
Xylene (Total)	ND	ug/kg	12.1	1		11/22/17 01:59	1330-20-7	
m&p-Xylene	ND	ug/kg	12.1	1		11/22/17 01:59	179601-23-1	
o-Xylene	ND	ug/kg	6.0	1		11/22/17 01:59	95-47-6	
Surrogates								
Toluene-d8 (S)	102	%	70-130	1		11/22/17 01:59	2037-26-5	
4-Bromofluorobenzene (S)	95	%	70-130	1		11/22/17 01:59	460-00-4	
1,2-Dichloroethane-d4 (S)	124	%	70-132	1		11/22/17 01:59	17060-07-0	
Percent Moisture	Analytical Method: ASTM D2974-87							
Percent Moisture	**20.0**	%	0.10	1		11/20/17 08:06		

This report shall not be reproduced, except in full,
without the written consent of Pace Analytical Services, LLC.

Pace Analytical Services, LLC
9800 Kincey Ave. Suite 100
Huntersville, NC 28078
(704)875-9092

ANALYTICAL RESULTS

Project: AMC Whitfield B6506
Pace Project No.: 92364028

Sample: HA-74-1 **Lab ID: 92364028004** Collected: 11/16/17 11:00 Received: 11/18/17 09:00 Matrix: Solid

Results reported on a "dry weight" basis and are adjusted for percent moisture, sample size and any dilutions.

Parameters	Results	Units	Report Limit	DF	Prepared	Analyzed	CAS No.	Qual
8260/5035A Volatile Organics	Analytical Method: EPA 8260							
Acetone	**121**	ug/kg	80.1	1		11/22/17 02:19	67-64-1	
Benzene	ND	ug/kg	4.0	1		11/22/17 02:19	71-43-2	
Bromobenzene	ND	ug/kg	4.0	1		11/22/17 02:19	108-86-1	
Bromochloromethane	ND	ug/kg	4.0	1		11/22/17 02:19	74-97-5	
Bromodichloromethane	ND	ug/kg	4.0	1		11/22/17 02:19	75-27-4	
Bromoform	ND	ug/kg	4.0	1		11/22/17 02:19	75-25-2	
Bromomethane	ND	ug/kg	8.0	1		11/22/17 02:19	74-83-9	
2-Butanone (MEK)	ND	ug/kg	80.1	1		11/22/17 02:19	78-93-3	
n-Butylbenzene	ND	ug/kg	4.0	1		11/22/17 02:19	104-51-8	
sec-Butylbenzene	ND	ug/kg	4.0	1		11/22/17 02:19	135-98-8	
tert-Butylbenzene	ND	ug/kg	4.0	1		11/22/17 02:19	98-06-6	
Carbon tetrachloride	ND	ug/kg	4.0	1		11/22/17 02:19	56-23-5	
Chlorobenzene	ND	ug/kg	4.0	1		11/22/17 02:19	108-90-7	
Chloroethane	ND	ug/kg	8.0	1		11/22/17 02:19	75-00-3	
Chloroform	ND	ug/kg	4.0	1		11/22/17 02:19	67-66-3	
Chloromethane	ND	ug/kg	8.0	1		11/22/17 02:19	74-87-3	
2-Chlorotoluene	ND	ug/kg	4.0	1		11/22/17 02:19	95-49-8	
4-Chlorotoluene	ND	ug/kg	4.0	1		11/22/17 02:19	106-43-4	
1,2-Dibromo-3-chloropropane	ND	ug/kg	4.0	1		11/22/17 02:19	96-12-8	
Dibromochloromethane	ND	ug/kg	4.0	1		11/22/17 02:19	124-48-1	
1,2-Dibromoethane (EDB)	ND	ug/kg	4.0	1		11/22/17 02:19	106-93-4	
Dibromomethane	ND	ug/kg	4.0	1		11/22/17 02:19	74-95-3	
1,2-Dichlorobenzene	ND	ug/kg	4.0	1		11/22/17 02:19	95-50-1	
1,3-Dichlorobenzene	ND	ug/kg	4.0	1		11/22/17 02:19	541-73-1	
1,4-Dichlorobenzene	ND	ug/kg	4.0	1		11/22/17 02:19	106-46-7	
Dichlorodifluoromethane	ND	ug/kg	8.0	1		11/22/17 02:19	75-71-8	
1,1-Dichloroethane	ND	ug/kg	4.0	1		11/22/17 02:19	75-34-3	
1,2-Dichloroethane	ND	ug/kg	4.0	1		11/22/17 02:19	107-06-2	
1,1-Dichloroethene	ND	ug/kg	4.0	1		11/22/17 02:19	75-35-4	
cis-1,2-Dichloroethene	**4.6**	ug/kg	4.0	1		11/22/17 02:19	156-59-2	
trans-1,2-Dichloroethene	ND	ug/kg	4.0	1		11/22/17 02:19	156-60-5	
1,2-Dichloropropane	ND	ug/kg	4.0	1		11/22/17 02:19	78-87-5	
1,3-Dichloropropane	ND	ug/kg	4.0	1		11/22/17 02:19	142-28-9	
2,2-Dichloropropane	ND	ug/kg	4.0	1		11/22/17 02:19	594-20-7	
1,1-Dichloropropene	ND	ug/kg	4.0	1		11/22/17 02:19	563-58-6	
cis-1,3-Dichloropropene	ND	ug/kg	4.0	1		11/22/17 02:19	10061-01-5	
trans-1,3-Dichloropropene	ND	ug/kg	4.0	1		11/22/17 02:19	10061-02-6	
Diisopropyl ether	ND	ug/kg	4.0	1		11/22/17 02:19	108-20-3	
Ethylbenzene	ND	ug/kg	4.0	1		11/22/17 02:19	100-41-4	
Hexachloro-1,3-butadiene	ND	ug/kg	4.0	1		11/22/17 02:19	87-68-3	
2-Hexanone	ND	ug/kg	40.1	1		11/22/17 02:19	591-78-6	
Isopropylbenzene (Cumene)	ND	ug/kg	4.0	1		11/22/17 02:19	98-82-8	
p-Isopropyltoluene	ND	ug/kg	4.0	1		11/22/17 02:19	99-87-6	
Methylene Chloride	ND	ug/kg	16.0	1		11/22/17 02:19	75-09-2	
4-Methyl-2-pentanone (MIBK)	ND	ug/kg	40.1	1		11/22/17 02:19	108-10-1	
Methyl-tert-butyl ether	ND	ug/kg	4.0	1		11/22/17 02:19	1634-04-4	

This report shall not be reproduced, except in full,
without the written consent of Pace Analytical Services, LLC.

Pace Analytical Services, LLC
9800 Kincey Ave. Suite 100
Huntersville, NC 28078
(704)875-9092

ANALYTICAL RESULTS

Project: AMC Whitfield B6506
Pace Project No.: 92364028

Sample: HA-74-1 **Lab ID: 92364028004** Collected: 11/16/17 11:00 Received: 11/18/17 09:00 Matrix: Solid

Results reported on a "dry weight" basis and are adjusted for percent moisture, sample size and any dilutions.

Parameters	Results	Units	Report Limit	DF	Prepared	Analyzed	CAS No.	Qual
8260/5035A Volatile Organics	Analytical Method: EPA 8260							
Naphthalene	ND	ug/kg	4.0	1		11/22/17 02:19	91-20-3	
n-Propylbenzene	ND	ug/kg	4.0	1		11/22/17 02:19	103-65-1	
Styrene	ND	ug/kg	4.0	1		11/22/17 02:19	100-42-5	
1,1,1,2-Tetrachloroethane	ND	ug/kg	4.0	1		11/22/17 02:19	630-20-6	
1,1,2,2-Tetrachloroethane	ND	ug/kg	4.0	1		11/22/17 02:19	79-34-5	L2
Tetrachloroethene	**2730**	ug/kg	134	25		11/22/17 17:31	127-18-4	
Toluene	ND	ug/kg	4.0	1		11/22/17 02:19	108-88-3	
1,2,3-Trichlorobenzene	ND	ug/kg	4.0	1		11/22/17 02:19	87-61-6	
1,2,4-Trichlorobenzene	ND	ug/kg	4.0	1		11/22/17 02:19	120-82-1	
1,1,1-Trichloroethane	ND	ug/kg	4.0	1		11/22/17 02:19	71-55-6	
1,1,2-Trichloroethane	ND	ug/kg	4.0	1		11/22/17 02:19	79-00-5	
Trichloroethene	**26.5**	ug/kg	4.0	1		11/22/17 02:19	79-01-6	
Trichlorofluoromethane	ND	ug/kg	4.0	1		11/22/17 02:19	75-69-4	
1,2,3-Trichloropropane	ND	ug/kg	4.0	1		11/22/17 02:19	96-18-4	
1,2,4-Trimethylbenzene	ND	ug/kg	4.0	1		11/22/17 02:19	95-63-6	
1,3,5-Trimethylbenzene	ND	ug/kg	4.0	1		11/22/17 02:19	108-67-8	
Vinyl acetate	ND	ug/kg	40.1	1		11/22/17 02:19	108-05-4	L2
Vinyl chloride	ND	ug/kg	8.0	1		11/22/17 02:19	75-01-4	
Xylene (Total)	ND	ug/kg	8.0	1		11/22/17 02:19	1330-20-7	
m&p-Xylene	ND	ug/kg	8.0	1		11/22/17 02:19	179601-23-1	
o-Xylene	ND	ug/kg	4.0	1		11/22/17 02:19	95-47-6	
Surrogates								
Toluene-d8 (S)	102	%	70-130	1		11/22/17 02:19	2037-26-5	
4-Bromofluorobenzene (S)	93	%	70-130	1		11/22/17 02:19	460-00-4	
1,2-Dichloroethane-d4 (S)	118	%	70-132	1		11/22/17 02:19	17060-07-0	
Percent Moisture	Analytical Method: ASTM D2974-87							
Percent Moisture	**19.7**	%	0.10	1		11/20/17 08:06		

This report shall not be reproduced, except in full,
without the written consent of Pace Analytical Services, LLC.

Pace Analytical Services, LLC
9800 Kincey Ave. Suite 100
Huntersville, NC 28078
(704)875-9092

ANALYTICAL RESULTS

Project: AMC Whitfield B6506
Pace Project No.: 92364028

Sample: HA-75-2 **Lab ID: 92364028005** Collected: 11/16/17 12:15 Received: 11/18/17 09:00 Matrix: Solid

Results reported on a "dry weight" basis and are adjusted for percent moisture, sample size and any dilutions.

Parameters	Results	Units	Report Limit	DF	Prepared	Analyzed	CAS No.	Qual
8260/5035A Volatile Organics	Analytical Method: EPA 8260							
Acetone	ND	ug/kg	165	1		11/22/17 02:39	67-64-1	
Benzene	ND	ug/kg	8.2	1		11/22/17 02:39	71-43-2	
Bromobenzene	ND	ug/kg	8.2	1		11/22/17 02:39	108-86-1	
Bromochloromethane	ND	ug/kg	8.2	1		11/22/17 02:39	74-97-5	
Bromodichloromethane	ND	ug/kg	8.2	1		11/22/17 02:39	75-27-4	
Bromoform	ND	ug/kg	8.2	1		11/22/17 02:39	75-25-2	
Bromomethane	ND	ug/kg	16.5	1		11/22/17 02:39	74-83-9	
2-Butanone (MEK)	ND	ug/kg	165	1		11/22/17 02:39	78-93-3	
n-Butylbenzene	ND	ug/kg	8.2	1		11/22/17 02:39	104-51-8	
sec-Butylbenzene	ND	ug/kg	8.2	1		11/22/17 02:39	135-98-8	
tert-Butylbenzene	ND	ug/kg	8.2	1		11/22/17 02:39	98-06-6	
Carbon tetrachloride	ND	ug/kg	8.2	1		11/22/17 02:39	56-23-5	
Chlorobenzene	ND	ug/kg	8.2	1		11/22/17 02:39	108-90-7	
Chloroethane	ND	ug/kg	16.5	1		11/22/17 02:39	75-00-3	
Chloroform	ND	ug/kg	8.2	1		11/22/17 02:39	67-66-3	
Chloromethane	ND	ug/kg	16.5	1		11/22/17 02:39	74-87-3	
2-Chlorotoluene	ND	ug/kg	8.2	1		11/22/17 02:39	95-49-8	
4-Chlorotoluene	ND	ug/kg	8.2	1		11/22/17 02:39	106-43-4	
1,2-Dibromo-3-chloropropane	ND	ug/kg	8.2	1		11/22/17 02:39	96-12-8	
Dibromochloromethane	ND	ug/kg	8.2	1		11/22/17 02:39	124-48-1	
1,2-Dibromoethane (EDB)	ND	ug/kg	8.2	1		11/22/17 02:39	106-93-4	
Dibromomethane	ND	ug/kg	8.2	1		11/22/17 02:39	74-95-3	
1,2-Dichlorobenzene	ND	ug/kg	8.2	1		11/22/17 02:39	95-50-1	
1,3-Dichlorobenzene	ND	ug/kg	8.2	1		11/22/17 02:39	541-73-1	
1,4-Dichlorobenzene	ND	ug/kg	8.2	1		11/22/17 02:39	106-46-7	
Dichlorodifluoromethane	ND	ug/kg	16.5	1		11/22/17 02:39	75-71-8	
1,1-Dichloroethane	ND	ug/kg	8.2	1		11/22/17 02:39	75-34-3	
1,2-Dichloroethane	ND	ug/kg	8.2	1		11/22/17 02:39	107-06-2	
1,1-Dichloroethene	ND	ug/kg	8.2	1		11/22/17 02:39	75-35-4	
cis-1,2-Dichloroethene	ND	ug/kg	8.2	1		11/22/17 02:39	156-59-2	
trans-1,2-Dichloroethene	ND	ug/kg	8.2	1		11/22/17 02:39	156-60-5	
1,2-Dichloropropane	ND	ug/kg	8.2	1		11/22/17 02:39	78-87-5	
1,3-Dichloropropane	ND	ug/kg	8.2	1		11/22/17 02:39	142-28-9	
2,2-Dichloropropane	ND	ug/kg	8.2	1		11/22/17 02:39	594-20-7	
1,1-Dichloropropene	ND	ug/kg	8.2	1		11/22/17 02:39	563-58-6	
cis-1,3-Dichloropropene	ND	ug/kg	8.2	1		11/22/17 02:39	10061-01-5	
trans-1,3-Dichloropropene	ND	ug/kg	8.2	1		11/22/17 02:39	10061-02-6	
Diisopropyl ether	ND	ug/kg	8.2	1		11/22/17 02:39	108-20-3	
Ethylbenzene	ND	ug/kg	8.2	1		11/22/17 02:39	100-41-4	
Hexachloro-1,3-butadiene	ND	ug/kg	8.2	1		11/22/17 02:39	87-68-3	
2-Hexanone	ND	ug/kg	82.5	1		11/22/17 02:39	591-78-6	
Isopropylbenzene (Cumene)	ND	ug/kg	8.2	1		11/22/17 02:39	98-82-8	
p-Isopropyltoluene	ND	ug/kg	8.2	1		11/22/17 02:39	99-87-6	
Methylene Chloride	ND	ug/kg	33.0	1		11/22/17 02:39	75-09-2	
4-Methyl-2-pentanone (MIBK)	ND	ug/kg	82.5	1		11/22/17 02:39	108-10-1	
Methyl-tert-butyl ether	ND	ug/kg	8.2	1		11/22/17 02:39	1634-04-4	

This report shall not be reproduced, except in full,
without the written consent of Pace Analytical Services, LLC.

Pace Analytical Services, LLC
9800 Kincey Ave. Suite 100
Huntersville, NC 28078
(704)875-9092

ANALYTICAL RESULTS

Project: AMC Whitfield B6506
Pace Project No.: 92364028

Sample: HA-75-2 **Lab ID: 92364028005** Collected: 11/16/17 12:15 Received: 11/18/17 09:00 Matrix: Solid

Results reported on a "dry weight" basis and are adjusted for percent moisture, sample size and any dilutions.

Parameters	Results	Units	Report Limit	DF	Prepared	Analyzed	CAS No.	Qual
8260/5035A Volatile Organics	Analytical Method: EPA 8260							
Naphthalene	ND	ug/kg	8.2	1		11/22/17 02:39	91-20-3	
n-Propylbenzene	ND	ug/kg	8.2	1		11/22/17 02:39	103-65-1	
Styrene	ND	ug/kg	8.2	1		11/22/17 02:39	100-42-5	
1,1,1,2-Tetrachloroethane	ND	ug/kg	8.2	1		11/22/17 02:39	630-20-6	
1,1,2,2-Tetrachloroethane	ND	ug/kg	8.2	1		11/22/17 02:39	79-34-5	L2
Tetrachloroethene	ND	ug/kg	8.2	1		11/22/17 02:39	127-18-4	
Toluene	ND	ug/kg	8.2	1		11/22/17 02:39	108-88-3	
1,2,3-Trichlorobenzene	ND	ug/kg	8.2	1		11/22/17 02:39	87-61-6	
1,2,4-Trichlorobenzene	ND	ug/kg	8.2	1		11/22/17 02:39	120-82-1	
1,1,1-Trichloroethane	ND	ug/kg	8.2	1		11/22/17 02:39	71-55-6	
1,1,2-Trichloroethane	ND	ug/kg	8.2	1		11/22/17 02:39	79-00-5	
Trichloroethene	ND	ug/kg	8.2	1		11/22/17 02:39	79-01-6	
Trichlorofluoromethane	ND	ug/kg	8.2	1		11/22/17 02:39	75-69-4	
1,2,3-Trichloropropane	ND	ug/kg	8.2	1		11/22/17 02:39	96-18-4	
1,2,4-Trimethylbenzene	ND	ug/kg	8.2	1		11/22/17 02:39	95-63-6	
1,3,5-Trimethylbenzene	ND	ug/kg	8.2	1		11/22/17 02:39	108-67-8	
Vinyl acetate	ND	ug/kg	82.5	1		11/22/17 02:39	108-05-4	L2
Vinyl chloride	ND	ug/kg	16.5	1		11/22/17 02:39	75-01-4	
Xylene (Total)	ND	ug/kg	16.5	1		11/22/17 02:39	1330-20-7	
m&p-Xylene	ND	ug/kg	16.5	1		11/22/17 02:39	179601-23-1	
o-Xylene	ND	ug/kg	8.2	1		11/22/17 02:39	95-47-6	
Surrogates								
Toluene-d8 (S)	101	%	70-130	1		11/22/17 02:39	2037-26-5	
4-Bromofluorobenzene (S)	98	%	70-130	1		11/22/17 02:39	460-00-4	
1,2-Dichloroethane-d4 (S)	121	%	70-132	1		11/22/17 02:39	17060-07-0	
Percent Moisture	Analytical Method: ASTM D2974-87							
Percent Moisture	**26.1**	%	0.10	1		11/20/17 08:06		

This report shall not be reproduced, except in full,
without the written consent of Pace Analytical Services, LLC.

Pace Analytical Services, LLC
9800 Kincey Ave. Suite 100
Huntersville, NC 28078
(704)875-9092

ANALYTICAL RESULTS

Project: AMC Whitfield B6506
Pace Project No.: 92364028

Sample: HA-76-1 **Lab ID: 92364028006** Collected: 11/16/17 12:45 Received: 11/18/17 09:00 Matrix: Solid

Results reported on a "dry weight" basis and are adjusted for percent moisture, sample size and any dilutions.

Parameters	Results	Units	Report Limit	DF	Prepared	Analyzed	CAS No.	Qual
8260/5035A Volatile Organics	Analytical Method: EPA 8260							
Acetone	**170**	ug/kg	114	1		11/22/17 02:59	67-64-1	
Benzene	ND	ug/kg	5.7	1		11/22/17 02:59	71-43-2	
Bromobenzene	ND	ug/kg	5.7	1		11/22/17 02:59	108-86-1	
Bromochloromethane	ND	ug/kg	5.7	1		11/22/17 02:59	74-97-5	
Bromodichloromethane	ND	ug/kg	5.7	1		11/22/17 02:59	75-27-4	
Bromoform	ND	ug/kg	5.7	1		11/22/17 02:59	75-25-2	
Bromomethane	ND	ug/kg	11.4	1		11/22/17 02:59	74-83-9	
2-Butanone (MEK)	ND	ug/kg	114	1		11/22/17 02:59	78-93-3	
n-Butylbenzene	ND	ug/kg	5.7	1		11/22/17 02:59	104-51-8	
sec-Butylbenzene	ND	ug/kg	5.7	1		11/22/17 02:59	135-98-8	
tert-Butylbenzene	ND	ug/kg	5.7	1		11/22/17 02:59	98-06-6	
Carbon tetrachloride	ND	ug/kg	5.7	1		11/22/17 02:59	56-23-5	
Chlorobenzene	ND	ug/kg	5.7	1		11/22/17 02:59	108-90-7	
Chloroethane	ND	ug/kg	11.4	1		11/22/17 02:59	75-00-3	
Chloroform	ND	ug/kg	5.7	1		11/22/17 02:59	67-66-3	
Chloromethane	ND	ug/kg	11.4	1		11/22/17 02:59	74-87-3	
2-Chlorotoluene	ND	ug/kg	5.7	1		11/22/17 02:59	95-49-8	
4-Chlorotoluene	ND	ug/kg	5.7	1		11/22/17 02:59	106-43-4	
1,2-Dibromo-3-chloropropane	ND	ug/kg	5.7	1		11/22/17 02:59	96-12-8	
Dibromochloromethane	ND	ug/kg	5.7	1		11/22/17 02:59	124-48-1	
1,2-Dibromoethane (EDB)	ND	ug/kg	5.7	1		11/22/17 02:59	106-93-4	
Dibromomethane	ND	ug/kg	5.7	1		11/22/17 02:59	74-95-3	
1,2-Dichlorobenzene	ND	ug/kg	5.7	1		11/22/17 02:59	95-50-1	
1,3-Dichlorobenzene	ND	ug/kg	5.7	1		11/22/17 02:59	541-73-1	
1,4-Dichlorobenzene	ND	ug/kg	5.7	1		11/22/17 02:59	106-46-7	
Dichlorodifluoromethane	ND	ug/kg	11.4	1		11/22/17 02:59	75-71-8	
1,1-Dichloroethane	ND	ug/kg	5.7	1		11/22/17 02:59	75-34-3	
1,2-Dichloroethane	ND	ug/kg	5.7	1		11/22/17 02:59	107-06-2	
1,1-Dichloroethene	ND	ug/kg	5.7	1		11/22/17 02:59	75-35-4	
cis-1,2-Dichloroethene	ND	ug/kg	5.7	1		11/22/17 02:59	156-59-2	
trans-1,2-Dichloroethene	ND	ug/kg	5.7	1		11/22/17 02:59	156-60-5	
1,2-Dichloropropane	ND	ug/kg	5.7	1		11/22/17 02:59	78-87-5	
1,3-Dichloropropane	ND	ug/kg	5.7	1		11/22/17 02:59	142-28-9	
2,2-Dichloropropane	ND	ug/kg	5.7	1		11/22/17 02:59	594-20-7	
1,1-Dichloropropene	ND	ug/kg	5.7	1		11/22/17 02:59	563-58-6	
cis-1,3-Dichloropropene	ND	ug/kg	5.7	1		11/22/17 02:59	10061-01-5	
trans-1,3-Dichloropropene	ND	ug/kg	5.7	1		11/22/17 02:59	10061-02-6	
Diisopropyl ether	ND	ug/kg	5.7	1		11/22/17 02:59	108-20-3	
Ethylbenzene	ND	ug/kg	5.7	1		11/22/17 02:59	100-41-4	
Hexachloro-1,3-butadiene	ND	ug/kg	5.7	1		11/22/17 02:59	87-68-3	
2-Hexanone	ND	ug/kg	57.2	1		11/22/17 02:59	591-78-6	
Isopropylbenzene (Cumene)	ND	ug/kg	5.7	1		11/22/17 02:59	98-82-8	
p-Isopropyltoluene	ND	ug/kg	5.7	1		11/22/17 02:59	99-87-6	
Methylene Chloride	ND	ug/kg	22.9	1		11/22/17 02:59	75-09-2	
4-Methyl-2-pentanone (MIBK)	ND	ug/kg	57.2	1		11/22/17 02:59	108-10-1	
Methyl-tert-butyl ether	ND	ug/kg	5.7	1		11/22/17 02:59	1634-04-4	

This report shall not be reproduced, except in full,
without the written consent of Pace Analytical Services, LLC.

Pace Analytical Services, LLC
9800 Kincey Ave. Suite 100
Huntersville, NC 28078
(704)875-9092

ANALYTICAL RESULTS

Project: AMC Whitfield B6506
Pace Project No.: 92364028

Sample: HA-76-1 **Lab ID: 92364028006** Collected: 11/16/17 12:45 Received: 11/18/17 09:00 Matrix: Solid

Results reported on a "dry weight" basis and are adjusted for percent moisture, sample size and any dilutions.

Parameters	Results	Units	Report Limit	DF	Prepared	Analyzed	CAS No.	Qual
8260/5035A Volatile Organics	Analytical Method: EPA 8260							
Naphthalene	ND	ug/kg	5.7	1		11/22/17 02:59	91-20-3	
n-Propylbenzene	ND	ug/kg	5.7	1		11/22/17 02:59	103-65-1	
Styrene	ND	ug/kg	5.7	1		11/22/17 02:59	100-42-5	
1,1,1,2-Tetrachloroethane	ND	ug/kg	5.7	1		11/22/17 02:59	630-20-6	
1,1,2,2-Tetrachloroethane	ND	ug/kg	5.7	1		11/22/17 02:59	79-34-5	L2
Tetrachloroethene	ND	ug/kg	5.7	1		11/22/17 02:59	127-18-4	
Toluene	ND	ug/kg	5.7	1		11/22/17 02:59	108-88-3	
1,2,3-Trichlorobenzene	ND	ug/kg	5.7	1		11/22/17 02:59	87-61-6	
1,2,4-Trichlorobenzene	ND	ug/kg	5.7	1		11/22/17 02:59	120-82-1	
1,1,1-Trichloroethane	ND	ug/kg	5.7	1		11/22/17 02:59	71-55-6	
1,1,2-Trichloroethane	ND	ug/kg	5.7	1		11/22/17 02:59	79-00-5	
Trichloroethene	ND	ug/kg	5.7	1		11/22/17 02:59	79-01-6	
Trichlorofluoromethane	ND	ug/kg	5.7	1		11/22/17 02:59	75-69-4	
1,2,3-Trichloropropane	ND	ug/kg	5.7	1		11/22/17 02:59	96-18-4	
1,2,4-Trimethylbenzene	ND	ug/kg	5.7	1		11/22/17 02:59	95-63-6	
1,3,5-Trimethylbenzene	ND	ug/kg	5.7	1		11/22/17 02:59	108-67-8	
Vinyl acetate	ND	ug/kg	57.2	1		11/22/17 02:59	108-05-4	L2
Vinyl chloride	ND	ug/kg	11.4	1		11/22/17 02:59	75-01-4	
Xylene (Total)	ND	ug/kg	11.4	1		11/22/17 02:59	1330-20-7	
m&p-Xylene	ND	ug/kg	11.4	1		11/22/17 02:59	179601-23-1	
o-Xylene	ND	ug/kg	5.7	1		11/22/17 02:59	95-47-6	
Surrogates								
Toluene-d8 (S)	100	%	70-130	1		11/22/17 02:59	2037-26-5	
4-Bromofluorobenzene (S)	95	%	70-130	1		11/22/17 02:59	460-00-4	
1,2-Dichloroethane-d4 (S)	121	%	70-132	1		11/22/17 02:59	17060-07-0	
Percent Moisture	Analytical Method: ASTM D2974-87							
Percent Moisture	**12.1**	%	0.10	1		11/20/17 08:06		

This report shall not be reproduced, except in full,
without the written consent of Pace Analytical Services, LLC.

Pace Analytical Services, LLC
9800 Kincey Ave. Suite 100
Huntersville, NC 28078
(704)875-9092

QUALITY CONTROL DATA

Project: AMC Whitfield B6506
Pace Project No.: 92364028

QC Batch: 387888 | Analysis Method: EPA 8260
QC Batch Method: EPA 8260 | Analysis Description: 8260 MSV 5035A Volatile Organics
Associated Lab Samples: 92364028001, 92364028002, 92364028003, 92364028004, 92364028005, 92364028006

METHOD BLANK: 2152119 | Matrix: Solid
Associated Lab Samples: 92364028001, 92364028002, 92364028003, 92364028004, 92364028005, 92364028006

Parameter	Units	Blank Result	Reporting Limit	Analyzed	Qualifiers
1,1,1,2-Tetrachloroethane	ug/kg	ND	5.4	11/21/17 18:01	
1,1,1-Trichloroethane	ug/kg	ND	5.4	11/21/17 18:01	
1,1,2,2-Tetrachloroethane	ug/kg	ND	5.4	11/21/17 18:01	
1,1,2-Trichloroethane	ug/kg	ND	5.4	11/21/17 18:01	
1,1-Dichloroethane	ug/kg	ND	5.4	11/21/17 18:01	
1,1-Dichloroethene	ug/kg	ND	5.4	11/21/17 18:01	
1,1-Dichloropropene	ug/kg	ND	5.4	11/21/17 18:01	
1,2,3-Trichlorobenzene	ug/kg	ND	5.4	11/21/17 18:01	
1,2,3-Trichloropropane	ug/kg	ND	5.4	11/21/17 18:01	
1,2,4-Trichlorobenzene	ug/kg	ND	5.4	11/21/17 18:01	
1,2,4-Trimethylbenzene	ug/kg	ND	5.4	11/21/17 18:01	
1,2-Dibromo-3-chloropropane	ug/kg	ND	5.4	11/21/17 18:01	
1,2-Dibromoethane (EDB)	ug/kg	ND	5.4	11/21/17 18:01	
1,2-Dichlorobenzene	ug/kg	ND	5.4	11/21/17 18:01	
1,2-Dichloroethane	ug/kg	ND	5.4	11/21/17 18:01	
1,2-Dichloropropane	ug/kg	ND	5.4	11/21/17 18:01	
1,3,5-Trimethylbenzene	ug/kg	ND	5.4	11/21/17 18:01	
1,3-Dichlorobenzene	ug/kg	ND	5.4	11/21/17 18:01	
1,3-Dichloropropane	ug/kg	ND	5.4	11/21/17 18:01	
1,4-Dichlorobenzene	ug/kg	ND	5.4	11/21/17 18:01	
2,2-Dichloropropane	ug/kg	ND	5.4	11/21/17 18:01	
2-Butanone (MEK)	ug/kg	ND	108	11/21/17 18:01	
2-Chlorotoluene	ug/kg	ND	5.4	11/21/17 18:01	
2-Hexanone	ug/kg	ND	53.9	11/21/17 18:01	
4-Chlorotoluene	ug/kg	ND	5.4	11/21/17 18:01	
4-Methyl-2-pentanone (MIBK)	ug/kg	ND	53.9	11/21/17 18:01	
Acetone	ug/kg	ND	108	11/21/17 18:01	
Benzene	ug/kg	ND	5.4	11/21/17 18:01	
Bromobenzene	ug/kg	ND	5.4	11/21/17 18:01	
Bromochloromethane	ug/kg	ND	5.4	11/21/17 18:01	
Bromodichloromethane	ug/kg	ND	5.4	11/21/17 18:01	
Bromoform	ug/kg	ND	5.4	11/21/17 18:01	
Bromomethane	ug/kg	ND	10.8	11/21/17 18:01	
Carbon tetrachloride	ug/kg	ND	5.4	11/21/17 18:01	
Chlorobenzene	ug/kg	ND	5.4	11/21/17 18:01	
Chloroethane	ug/kg	ND	10.8	11/21/17 18:01	
Chloroform	ug/kg	ND	5.4	11/21/17 18:01	
Chloromethane	ug/kg	ND	10.8	11/21/17 18:01	
cis-1,2-Dichloroethene	ug/kg	ND	5.4	11/21/17 18:01	
cis-1,3-Dichloropropene	ug/kg	ND	5.4	11/21/17 18:01	
Dibromochloromethane	ug/kg	ND	5.4	11/21/17 18:01	

Results presented on this page are in the units indicated by the "Units" column except where an alternate unit is presented to the right of the result.

This report shall not be reproduced, except in full,
without the written consent of Pace Analytical Services, LLC.

Pace Analytical Services, LLC
9800 Kincey Ave. Suite 100
Huntersville, NC 28078
(704)875-9092

QUALITY CONTROL DATA

Project: AMC Whitfield B6506
Pace Project No.: 92364028

METHOD BLANK: 2152119 Matrix: Solid
Associated Lab Samples: 92364028001, 92364028002, 92364028003, 92364028004, 92364028005, 92364028006

Parameter	Units	Blank Result	Reporting Limit	Analyzed	Qualifiers
Dibromomethane	ug/kg	ND	5.4	11/21/17 18:01	
Dichlorodifluoromethane	ug/kg	ND	10.8	11/21/17 18:01	
Diisopropyl ether	ug/kg	ND	5.4	11/21/17 18:01	
Ethylbenzene	ug/kg	ND	5.4	11/21/17 18:01	
Hexachloro-1,3-butadiene	ug/kg	ND	5.4	11/21/17 18:01	
Isopropylbenzene (Cumene)	ug/kg	ND	5.4	11/21/17 18:01	
m&p-Xylene	ug/kg	ND	10.8	11/21/17 18:01	
Methyl-tert-butyl ether	ug/kg	ND	5.4	11/21/17 18:01	
Methylene Chloride	ug/kg	ND	21.6	11/21/17 18:01	
n-Butylbenzene	ug/kg	ND	5.4	11/21/17 18:01	
n-Propylbenzene	ug/kg	ND	5.4	11/21/17 18:01	
Naphthalene	ug/kg	ND	5.4	11/21/17 18:01	
o-Xylene	ug/kg	ND	5.4	11/21/17 18:01	
p-Isopropyltoluene	ug/kg	ND	5.4	11/21/17 18:01	
sec-Butylbenzene	ug/kg	ND	5.4	11/21/17 18:01	
Styrene	ug/kg	ND	5.4	11/21/17 18:01	
tert-Butylbenzene	ug/kg	ND	5.4	11/21/17 18:01	
Tetrachloroethene	ug/kg	ND	5.4	11/21/17 18:01	
Toluene	ug/kg	ND	5.4	11/21/17 18:01	
trans-1,2-Dichloroethene	ug/kg	ND	5.4	11/21/17 18:01	
trans-1,3-Dichloropropene	ug/kg	ND	5.4	11/21/17 18:01	
Trichloroethene	ug/kg	ND	5.4	11/21/17 18:01	
Trichlorofluoromethane	ug/kg	ND	5.4	11/21/17 18:01	
Vinyl acetate	ug/kg	ND	53.9	11/21/17 18:01	
Vinyl chloride	ug/kg	ND	10.8	11/21/17 18:01	
Xylene (Total)	ug/kg	ND	10.8	11/21/17 18:01	
1,2-Dichloroethane-d4 (S)	%	106	70-132	11/21/17 18:01	
4-Bromofluorobenzene (S)	%	98	70-130	11/21/17 18:01	
Toluene-d8 (S)	%	101	70-130	11/21/17 18:01	

LABORATORY CONTROL SAMPLE: 2152120

Parameter	Units	Spike Conc.	LCS Result	LCS % Rec	% Rec Limits	Qualifiers
1,1,1,2-Tetrachloroethane	ug/kg	56.7	53.6	95	74-137	
1,1,1-Trichloroethane	ug/kg	56.7	56.6	100	67-140	
1,1,2,2-Tetrachloroethane	ug/kg	56.7	39.9	70	72-141	L2
1,1,2-Trichloroethane	ug/kg	56.7	56.0	99	78-138	
1,1-Dichloroethane	ug/kg	56.7	60.8	107	69-134	
1,1-Dichloroethene	ug/kg	56.7	57.4	101	67-138	
1,1-Dichloropropene	ug/kg	56.7	56.4	100	69-139	
1,2,3-Trichlorobenzene	ug/kg	56.7	60.4	107	70-146	
1,2,3-Trichloropropane	ug/kg	56.7	52.1	92	69-144	
1,2,4-Trichlorobenzene	ug/kg	56.7	58.7	104	68-148	
1,2,4-Trimethylbenzene	ug/kg	56.7	55.2	97	74-137	

Results presented on this page are in the units indicated by the "Units" column except where an alternate unit is presented to the right of the result.

This report shall not be reproduced, except in full,
without the written consent of Pace Analytical Services, LLC.

Pace Analytical Services, LLC
9800 Kincey Ave. Suite 100
Huntersville, NC 28078
(704)875-9092

QUALITY CONTROL DATA

Project: AMC Whitfield B6506
Pace Project No.: 92364028

LABORATORY CONTROL SAMPLE: 2152120

Parameter	Units	Spike Conc.	LCS Result	LCS % Rec	% Rec Limits	Qualifiers
1,2-Dibromo-3-chloropropane	ug/kg	56.7	53.5	94	65-140	
1,2-Dibromoethane (EDB)	ug/kg	56.7	56.0	99	77-135	
1,2-Dichlorobenzene	ug/kg	56.7	53.9	95	77-141	
1,2-Dichloroethane	ug/kg	56.7	55.4	98	65-137	
1,2-Dichloropropane	ug/kg	56.7	55.5	98	72-136	
1,3,5-Trimethylbenzene	ug/kg	56.7	55.7	98	76-133	
1,3-Dichlorobenzene	ug/kg	56.7	54.4	96	74-138	
1,3-Dichloropropane	ug/kg	56.7	55.6	98	71-139	
1,4-Dichlorobenzene	ug/kg	56.7	53.3	94	76-138	
2,2-Dichloropropane	ug/kg	56.7	57.3	101	68-137	
2-Butanone (MEK)	ug/kg	113	115	102	58-147	
2-Chlorotoluene	ug/kg	56.7	54.9	97	73-139	
2-Hexanone	ug/kg	113	119	105	62-145	
4-Chlorotoluene	ug/kg	56.7	54.4	96	76-141	
4-Methyl-2-pentanone (MIBK)	ug/kg	113	117	103	64-149	
Acetone	ug/kg	113	119	105	53-153	
Benzene	ug/kg	56.7	54.3	96	73-135	
Bromobenzene	ug/kg	56.7	55.1	97	75-133	
Bromochloromethane	ug/kg	56.7	57.2	101	73-134	
Bromodichloromethane	ug/kg	56.7	55.4	98	71-135	
Bromoform	ug/kg	56.7	54.2	96	66-141	
Bromomethane	ug/kg	56.7	51.7	91	53-160	
Carbon tetrachloride	ug/kg	56.7	55.0	97	60-145	
Chlorobenzene	ug/kg	56.7	53.8	95	78-130	
Chloroethane	ug/kg	56.7	64.6	114	64-149	
Chloroform	ug/kg	56.7	57.6	102	70-134	
Chloromethane	ug/kg	56.7	57.4	101	52-150	
cis-1,2-Dichloroethene	ug/kg	56.7	57.8	102	70-133	
cis-1,3-Dichloropropene	ug/kg	56.7	56.5	100	68-134	
Dibromochloromethane	ug/kg	56.7	55.0	97	71-138	
Dibromomethane	ug/kg	56.7	54.1	95	74-130	
Dichlorodifluoromethane	ug/kg	56.7	49.7	88	40-160	
Diisopropyl ether	ug/kg	56.7	55.1	97	69-141	
Ethylbenzene	ug/kg	56.7	53.8	95	75-133	
Hexachloro-1,3-butadiene	ug/kg	56.7	58.4	103	68-143	
Isopropylbenzene (Cumene)	ug/kg	56.7	54.8	97	76-143	
m&p-Xylene	ug/kg	113	108	95	75-136	
Methyl-tert-butyl ether	ug/kg	56.7	53.7	95	68-144	
Methylene Chloride	ug/kg	56.7	56.2	99	45-154	
n-Butylbenzene	ug/kg	56.7	53.7	95	72-137	
n-Propylbenzene	ug/kg	56.7	55.8	98	76-136	
Naphthalene	ug/kg	56.7	65.1	115	68-151	
o-Xylene	ug/kg	56.7	53.9	95	76-141	
p-Isopropyltoluene	ug/kg	56.7	54.6	96	76-140	
sec-Butylbenzene	ug/kg	56.7	55.3	98	79-139	
Styrene	ug/kg	56.7	54.0	95	79-137	
tert-Butylbenzene	ug/kg	56.7	50.1	88	74-143	

Results presented on this page are in the units indicated by the "Units" column except where an alternate unit is presented to the right of the result.

This report shall not be reproduced, except in full,
without the written consent of Pace Analytical Services, LLC.

Pace Analytical Services, LLC
9800 Kincey Ave. Suite 100
Huntersville, NC 28078
(704)875-9092

QUALITY CONTROL DATA

Project: AMC Whitfield B6506
Pace Project No.: 92364028

LABORATORY CONTROL SAMPLE: 2152120

Parameter	Units	Spike Conc.	LCS Result	LCS % Rec	% Rec Limits	Qualifiers
Tetrachloroethene	ug/kg	56.7	47.8	84	71-138	
Toluene	ug/kg	56.7	54.9	97	74-131	
trans-1,2-Dichloroethene	ug/kg	56.7	58.5	103	67-135	
trans-1,3-Dichloropropene	ug/kg	56.7	55.5	98	65-146	
Trichloroethene	ug/kg	56.7	65.5	115	67-135	
Trichlorofluoromethane	ug/kg	56.7	55.6	98	59-144	
Vinyl acetate	ug/kg	113	40.2J	35	40-160	L2
Vinyl chloride	ug/kg	56.7	64.2	113	56-141	
Xylene (Total)	ug/kg	170	162	95	76-137	
1,2-Dichloroethane-d4 (S)	%			101	70-132	
4-Bromofluorobenzene (S)	%			98	70-130	
Toluene-d8 (S)	%			102	70-130	

MATRIX SPIKE SAMPLE: 2152458

Parameter	Units	92364028001 Result	Spike Conc.	MS Result	MS % Rec	% Rec Limits	Qualifiers
1,1,1,2-Tetrachloroethane	ug/kg	ND	23.6	24.2	103	70-130	
1,1,1-Trichloroethane	ug/kg	ND	23.6	23.3	99	70-130	
1,1,2,2-Tetrachloroethane	ug/kg	ND	23.6	28.2	120	70-130	
1,1,2-Trichloroethane	ug/kg	ND	23.6	26.1	111	70-130	
1,1-Dichloroethane	ug/kg	ND	23.6	23.2	99	70-130	
1,1-Dichloroethene	ug/kg	ND	23.6	24.2	103	49-180	
1,1-Dichloropropene	ug/kg	ND	23.6	22.5	95	70-130	
1,2,3-Trichlorobenzene	ug/kg	ND	23.6	17.2	73	70-130	
1,2,3-Trichloropropane	ug/kg	ND	23.6	30.5	129	70-130	
1,2,4-Trichlorobenzene	ug/kg	ND	23.6	17.7	75	70-130	
1,2,4-Trimethylbenzene	ug/kg	ND	23.6	20.0	85	70-130	
1,2-Dibromo-3-chloropropane	ug/kg	ND	23.6	30.5	130	70-130	
1,2-Dibromoethane (EDB)	ug/kg	ND	23.6	26.7	114	70-130	
1,2-Dichlorobenzene	ug/kg	ND	23.6	21.8	93	70-130	
1,2-Dichloroethane	ug/kg	ND	23.6	26.1	111	70-130	
1,2-Dichloropropane	ug/kg	ND	23.6	24.5	104	70-130	
1,3,5-Trimethylbenzene	ug/kg	ND	23.6	21.7	92	70-130	
1,3-Dichlorobenzene	ug/kg	ND	23.6	21.0	89	70-130	
1,3-Dichloropropane	ug/kg	ND	23.6	27.1	115	70-130	
1,4-Dichlorobenzene	ug/kg	ND	23.6	22.0	94	70-130	
2,2-Dichloropropane	ug/kg	ND	23.6	22.2	94	70-130	
2-Butanone (MEK)	ug/kg	ND	47.1	89.9J	129	70-130	
2-Chlorotoluene	ug/kg	ND	23.6	22.9	97	70-130	
2-Hexanone	ug/kg	ND	47.1	73.2	156	70-130	M1
4-Chlorotoluene	ug/kg	ND	23.6	22.2	94	70-130	
4-Methyl-2-pentanone (MIBK)	ug/kg	ND	47.1	62.6	133	70-130	M1
Acetone	ug/kg	268	47.1	385	249	70-130	M1
Benzene	ug/kg	ND	23.6	24.3	103	50-166	
Bromobenzene	ug/kg	ND	23.6	24.1	102	70-130	

Results presented on this page are in the units indicated by the "Units" column except where an alternate unit is presented to the right of the result.

REPORT OF LABORATORY ANALYSIS

This report shall not be reproduced, except in full,
without the written consent of Pace Analytical Services, LLC.

Pace Analytical Services, LLC
9800 Kincey Ave. Suite 100
Huntersville, NC 28078
(704)875-9092

QUALITY CONTROL DATA

Project: AMC Whitfield B6506
Pace Project No.: 92364028

MATRIX SPIKE SAMPLE: 2152458

Parameter	Units	92364028001 Result	Spike Conc.	MS Result	MS % Rec	% Rec Limits	Qualifiers
Bromochloromethane	ug/kg	ND	23.6	24.2	103	70-130	
Bromodichloromethane	ug/kg	ND	23.6	23.7	101	70-130	
Bromoform	ug/kg	ND	23.6	26.0	110	70-130	
Bromomethane	ug/kg	ND	23.6	24.0	102	70-130	
Carbon tetrachloride	ug/kg	ND	23.6	22.4	95	70-130	
Chlorobenzene	ug/kg	ND	23.6	23.4	100	43-169	
Chloroethane	ug/kg	ND	23.6	27.4	116	70-130	
Chloroform	ug/kg	ND	23.6	23.9	101	70-130	
Chloromethane	ug/kg	ND	23.6	22.1	94	70-130	
cis-1,2-Dichloroethene	ug/kg	ND	23.6	24.3	103	70-130	
cis-1,3-Dichloropropene	ug/kg	ND	23.6	25.3	107	70-130	
Dibromochloromethane	ug/kg	ND	23.6	26.6	113	70-130	
Dibromomethane	ug/kg	ND	23.6	24.8	105	70-130	
Dichlorodifluoromethane	ug/kg	ND	23.6	19.3	82	70-130	
Diisopropyl ether	ug/kg	ND	23.6	26.2	111	70-130	
Ethylbenzene	ug/kg	ND	23.6	22.8	97	70-130	
Hexachloro-1,3-butadiene	ug/kg	ND	23.6	17.3	74	70-130	
Isopropylbenzene (Cumene)	ug/kg	ND	23.6	22.7	97	70-130	
m&p-Xylene	ug/kg	ND	47.1	46.2	98	70-130	
Methyl-tert-butyl ether	ug/kg	ND	23.6	26.7	113	70-130	
Methylene Chloride	ug/kg	ND	23.6	50.3	175	70-130	M1
n-Butylbenzene	ug/kg	ND	23.6	19.2	82	70-130	
n-Propylbenzene	ug/kg	ND	23.6	21.9	93	70-130	
Naphthalene	ug/kg	ND	23.6	16.1	68	70-130	M1
o-Xylene	ug/kg	ND	23.6	23.8	101	70-130	
p-Isopropyltoluene	ug/kg	ND	23.6	19.7	84	70-130	
sec-Butylbenzene	ug/kg	ND	23.6	21.5	91	70-130	
Styrene	ug/kg	ND	23.6	ND	0	70-130	M1
tert-Butylbenzene	ug/kg	ND	23.6	21.1	90	70-130	
Tetrachloroethene	ug/kg	6.2	23.6	30.0	101	70-130	
Toluene	ug/kg	ND	23.6	32.4	138	52-163	
trans-1,2-Dichloroethene	ug/kg	ND	23.6	24.1	102	70-130	
trans-1,3-Dichloropropene	ug/kg	ND	23.6	24.0	102	70-130	
Trichloroethene	ug/kg	ND	23.6	22.9	97	49-167	
Trichlorofluoromethane	ug/kg	ND	23.6	22.0	94	70-130	
Vinyl acetate	ug/kg	ND	47.1	18.8J	40	70-130	M0
Vinyl chloride	ug/kg	ND	23.6	22.7	96	70-130	
1,2-Dichloroethane-d4 (S)	%				112	70-132	
4-Bromofluorobenzene (S)	%				105	70-130	
Toluene-d8 (S)	%				100	70-130	

SAMPLE DUPLICATE: 2152457

Parameter	Units	92363898004 Result	Dup Result	RPD	Qualifiers
1,1,1,2-Tetrachloroethane	ug/kg	ND	ND		

Results presented on this page are in the units indicated by the "Units" column except where an alternate unit is presented to the right of the result.

REPORT OF LABORATORY ANALYSIS

This report shall not be reproduced, except in full,
without the written consent of Pace Analytical Services, LLC.

Pace Analytical Services, LLC
9800 Kincey Ave. Suite 100
Huntersville, NC 28078
(704)875-9092

QUALITY CONTROL DATA

Project: AMC Whitfield B6506
Pace Project No.: 92364028

SAMPLE DUPLICATE: 2152457

Parameter	Units	92363898004 Result	Dup Result	RPD	Qualifiers
1,1,1-Trichloroethane	ug/kg	ND	ND		
1,1,2,2-Tetrachloroethane	ug/kg	ND	ND		
1,1,2-Trichloroethane	ug/kg	ND	ND		
1,1-Dichloroethane	ug/kg	ND	ND		
1,1-Dichloroethene	ug/kg	ND	ND		
1,1-Dichloropropene	ug/kg	ND	ND		
1,2,3-Trichlorobenzene	ug/kg	ND	ND		
1,2,3-Trichloropropane	ug/kg	ND	ND		
1,2,4-Trichlorobenzene	ug/kg	ND	ND		
1,2,4-Trimethylbenzene	ug/kg	ND	ND		
1,2-Dibromo-3-chloropropane	ug/kg	ND	ND		
1,2-Dibromoethane (EDB)	ug/kg	ND	ND		
1,2-Dichlorobenzene	ug/kg	ND	ND		
1,2-Dichloroethane	ug/kg	ND	ND		
1,2-Dichloropropane	ug/kg	ND	ND		
1,3,5-Trimethylbenzene	ug/kg	ND	ND		
1,3-Dichlorobenzene	ug/kg	ND	ND		
1,3-Dichloropropane	ug/kg	ND	ND		
1,4-Dichlorobenzene	ug/kg	ND	ND		
2,2-Dichloropropane	ug/kg	ND	ND		
2-Butanone (MEK)	ug/kg	ND	ND		
2-Chlorotoluene	ug/kg	ND	ND		
2-Hexanone	ug/kg	ND	ND		
4-Chlorotoluene	ug/kg	ND	ND		
4-Methyl-2-pentanone (MIBK)	ug/kg	ND	ND		
Acetone	ug/kg	ND	35.6J		
Benzene	ug/kg	ND	ND		
Bromobenzene	ug/kg	ND	ND		
Bromochloromethane	ug/kg	ND	ND		
Bromodichloromethane	ug/kg	ND	ND		
Bromoform	ug/kg	ND	ND		
Bromomethane	ug/kg	ND	ND		
Carbon tetrachloride	ug/kg	ND	ND		
Chlorobenzene	ug/kg	ND	ND		
Chloroethane	ug/kg	ND	ND		
Chloroform	ug/kg	ND	ND		
Chloromethane	ug/kg	ND	ND		
cis-1,2-Dichloroethene	ug/kg	ND	ND		
cis-1,3-Dichloropropene	ug/kg	ND	ND		
Dibromochloromethane	ug/kg	ND	ND		
Dibromomethane	ug/kg	ND	ND		
Dichlorodifluoromethane	ug/kg	ND	ND		
Diisopropyl ether	ug/kg	ND	ND		
Ethylbenzene	ug/kg	ND	ND		
Hexachloro-1,3-butadiene	ug/kg	ND	ND		
Isopropylbenzene (Cumene)	ug/kg	ND	ND		
m&p-Xylene	ug/kg	ND	ND		

Results presented on this page are in the units indicated by the "Units" column except where an alternate unit is presented to the right of the result.

This report shall not be reproduced, except in full,
without the written consent of Pace Analytical Services, LLC.

Pace Analytical Services, LLC
9800 Kincey Ave. Suite 100
Huntersville, NC 28078
(704)875-9092

QUALITY CONTROL DATA

Project: AMC Whitfield B6506
Pace Project No.: 92364028

SAMPLE DUPLICATE: 2152457

Parameter	Units	92363898004 Result	Dup Result	RPD	Qualifiers
Methyl-tert-butyl ether	ug/kg	ND	ND		
Methylene Chloride	ug/kg	ND	ND		
n-Butylbenzene	ug/kg	ND	ND		
n-Propylbenzene	ug/kg	ND	ND		
Naphthalene	ug/kg	ND	ND		
o-Xylene	ug/kg	ND	ND		
p-Isopropyltoluene	ug/kg	ND	ND		
sec-Butylbenzene	ug/kg	ND	ND		
Styrene	ug/kg	ND	ND		
tert-Butylbenzene	ug/kg	ND	ND		
Tetrachloroethene	ug/kg	ND	ND		
Toluene	ug/kg	ND	ND		
trans-1,2-Dichloroethene	ug/kg	ND	ND		
trans-1,3-Dichloropropene	ug/kg	ND	ND		
Trichloroethene	ug/kg	ND	ND		
Trichlorofluoromethane	ug/kg	ND	ND		
Vinyl acetate	ug/kg	ND	ND		
Vinyl chloride	ug/kg	ND	ND		
Xylene (Total)	ug/kg	ND	ND		
1,2-Dichloroethane-d4 (S)	%	116	101	13	
4-Bromofluorobenzene (S)	%	99	106	7	
Toluene-d8 (S)	%	104	99	4	

Results presented on this page are in the units indicated by the "Units" column except where an alternate unit is presented to the right of the result.

This report shall not be reproduced, except in full,
without the written consent of Pace Analytical Services, LLC.

Pace Analytical Services, LLC
9800 Kincey Ave. Suite 100
Huntersville, NC 28078
(704)875-9092

QUALITY CONTROL DATA

Project: AMC Whitfield B6506
Pace Project No.: 92364028

QC Batch: 387516 | Analysis Method: ASTM D2974-87
QC Batch Method: ASTM D2974-87 | Analysis Description: Dry Weight/Percent Moisture
Associated Lab Samples: 92364028001, 92364028002, 92364028003, 92364028004, 92364028005, 92364028006

SAMPLE DUPLICATE: 2150022

Parameter	Units	92364029001 Result	Dup Result	RPD	Qualifiers
Percent Moisture	%	15.1	15.7	3	

SAMPLE DUPLICATE: 2150023

Parameter	Units	92364028006 Result	Dup Result	RPD	Qualifiers
Percent Moisture	%	12.1	12.2	1	

Results presented on this page are in the units indicated by the "Units" column except where an alternate unit is presented to the right of the result.

This report shall not be reproduced, except in full,
without the written consent of Pace Analytical Services, LLC.

Pace Analytical Services, LLC
9800 Kincey Ave. Suite 100
Huntersville, NC 28078
(704)875-9092

QUALIFIERS

Project: AMC Whitfield B6506
Pace Project No.: 92364028

DEFINITIONS

DF - Dilution Factor, if reported, represents the factor applied to the reported data due to dilution of the sample aliquot.

ND - Not Detected at or above adjusted reporting limit.

TNTC - Too Numerous To Count

J - Estimated concentration above the adjusted method detection limit and below the adjusted reporting limit.

MDL - Adjusted Method Detection Limit.

PQL - Practical Quantitation Limit.

RL - Reporting Limit.

S - Surrogate

1,2-Diphenylhydrazine decomposes to and cannot be separated from Azobenzene using Method 8270. The result for each analyte is a combined concentration.

Consistent with EPA guidelines, unrounded data are displayed and have been used to calculate % recovery and RPD values.

LCS(D) - Laboratory Control Sample (Duplicate)

MS(D) - Matrix Spike (Duplicate)

DUP - Sample Duplicate

RPD - Relative Percent Difference

NC - Not Calculable.

SG - Silica Gel - Clean-Up

U - Indicates the compound was analyzed for, but not detected.

Acid preservation may not be appropriate for 2 Chloroethylvinyl ether.

A separate vial preserved to a pH of 4-5 is recommended in SW846 Chapter 4 for the analysis of Acrolein and Acrylonitrile by EPA Method 8260.

N-Nitrosodiphenylamine decomposes and cannot be separated from Diphenylamine using Method 8270. The result reported for each analyte is a combined concentration.

Pace Analytical is TNI accredited. Contact your Pace PM for the current list of accredited analytes.

TNI - The NELAC Institute.

LABORATORIES

PASI-C	Pace Analytical Services - Charlotte

ANALYTE QUALIFIERS

C9	Common Laboratory Contaminant.
E	Analyte concentration exceeded the calibration range. The reported result is estimated.
L2	Analyte recovery in the laboratory control sample (LCS) was below QC limits. Results for this analyte in associated samples may be biased low.
M0	Matrix spike recovery and/or matrix spike duplicate recovery was outside laboratory control limits.
M1	Matrix spike recovery exceeded QC limits. Batch accepted based on laboratory control sample (LCS) recovery.

This report shall not be reproduced, except in full,
without the written consent of Pace Analytical Services, LLC.

Pace Analytical Services, LLC
9800 Kincey Ave. Suite 100
Huntersville, NC 28078
(704)875-9092

QUALITY CONTROL DATA CROSS REFERENCE TABLE

Project: AMC Whitfield B6506
Pace Project No.: 92364028

Lab ID	Sample ID	QC Batch Method	QC Batch	Analytical Method	Analytical Batch
92364028001	**HA-71-2**	EPA 8260	387888		
92364028002	**HA-72-2**	EPA 8260	387888		
92364028003	**HA-73-2**	EPA 8260	387888		
92364028004	**HA-74-1**	EPA 8260	387888		
92364028005	**HA-75-2**	EPA 8260	387888		
92364028006	**HA-76-1**	EPA 8260	387888		
92364028001	**HA-71-2**	ASTM D2974-87	387516		
92364028002	**HA-72-2**	ASTM D2974-87	387516		
92364028003	**HA-73-2**	ASTM D2974-87	387516		
92364028004	**HA-74-1**	ASTM D2974-87	387516		
92364028005	**HA-75-2**	ASTM D2974-87	387516		
92364028006	**HA-76-1**	ASTM D2974-87	387516		

This report shall not be reproduced, except in full,
without the written consent of Pace Analytical Services, LLC.

Pace Analytical	Document Name: **Sample Condition Upon Receipt(SCUR)**	Document Revised: August 4, 2017 Page 1 of 2
	Document No.: **F-CAR-CS-033-Rev.04**	Issuing Authority: Pace Quality Office

Laboratory receiving samples:

Asheville ☐ **Eden** ☐ **Greenwood** ☐ **Huntersville** ☐ **Raleigh** ☐ **Mechanicsville** ☐

Sample Condition Upon Receipt

Client Name: Wenck Associates **Project #:** WO#: 92364028

92364028

Courier: ☑ Fed Ex ☐ UPS ☐ USPS ☐ Client ☐ Commercial ☐ Pace ☐ Other:____

Custody Seal Present? ☐ Yes ☑ No **Seals Intact?** ☐ Yes ☑ No

Date/Initials Person Examining Contents: NC 11/18/17

Packing Material: ☐ Bubble Wrap ☐ Bubble Bags ☐ None ☑ Other

Biological Tissue Frozen? ☐ Yes ☐ No ☑ N/A

Thermometer: ☐ IR Gun ID: 1701 **Type of Ice:** ☐ Wet ☐ Blue ☐ None

Correction Factor: **Cooler Temp Corrected (°C):** 19

Temp should be above freezing to 6°C

☐ Samples out of temp criteria. Samples on ice, cooling process has begun

USDA Regulated Soil (☐ N/A, water sample)

Did samples originate in a quarantine zone within the United States: CA, NY, or SC (check maps)? ☐ Yes ☑ No

Did samples originate from a foreign source (internationally, including Hawaii and Puerto Rico)? ☐ Yes ☑ No

				Comments/Discrepancy:
Chain of Custody Present?	☑ Yes	☐ No	☐ N/A	1.
Samples Arrived within Hold Time?	☑ Yes	☐ No	☐ N/A	2.
Short Hold Time Analysis (<72 hr.)?	☑ Yes	☐ No	☐ N/A	3.
Rush Turn Around Time Requested?	☐ Yes	☑ No	☐ N/A	4.
Sufficient Volume?	☑ Yes	☐ No	☐ N/A	5.
Correct Containers Used?	☑ Yes	☐ No	☐ N/A	6.
-Pace Containers Used?	☑ Yes	☐ No	☐ N/A	
Containers Intact?	☑ Yes	☐ No	☐ N/A	7.
Dissolved analysis: Samples Field Filtered?	☐ Yes	☑ No	☐ N/A	8.
Sample Labels Match COC?	☐ Yes	☐ No	☐ N/A	9.
-Includes Date/Time/ID/Analysis Matrix: SL				
Headspace in VOA Vials (>5-6mm)?	☐ Yes	☐ No	☑ N/A	10.
Trip Blank Present?	☐ Yes	☐ No	☑ N/A	11.
Trip Blank Custody Seals Present?	☐ Yes	☐ No	☑ N/A	

CLIENT NOTIFICATION/RESOLUTION **Field Data Required?** ☐ Yes ☐ No

Person Contacted: _____ Date/Time: _____

Comments/Sample Discrepancy: _____

Lot ID of split containers: _____

Project Manager SCURF Review: TC **Date:** 11/27/17

Project Manager SRF Review: TC **Date:** 11/27/17

Note: Whenever there is a discrepancy affecting North Carolina compliance samples, a copy of this form will be sent to the North Carolina DEHNR Certification Office (i.e. Out of hold, incorrect preservative, out of temp, incorrect containers)

Pace Analytical	Document Name: Sample Condition Upon Receipt(SCUR)	Document Revised: August 4, 2017 Page 2 of 2
	Document No.: F-CAR-CS-033-Rev.04	Issuing Authority: Pace Quality Office

***Check mark top half of box if pH and/or dechlorination is verified and within the acceptance range for preservation samples.**

****Bottom half of box is to list number of bottles**

Project # WO#:92364028

PM: RWC Due Date: 12/06/17

CLIENT: 92-WENCK

Item#	BP4U-125 mL Plastic Unpreserved (N/A) (Cl-)	BP3U-250 mL Plastic Unpreserved (N/A)	BP2U-500 mL Plastic Unpreserved (N/A)	BP1U-1 liter Plastic Unpreserved (N/A)	BP4S-125 mL Plastic H2SO4 (pH < 2) (Cl-)	BP3N-250 mL plastic HNO3 (pH < 2)	BP4Z-125 mL Plastic ZN Acetate & NaOH (>9)	BP4C-125 mL Plastic NaOH (pH > 12) (Cl-)	WGFU-Wide-mouthed Glass jar Unpreserved	AG1U-1 liter Amber Unpreserved (N/A) (Cl-)	AG1H-1 liter Amber HCl (pH < 2)	AG3U-250 mL Amber Unpreserved (N/A) (Cl-)	AG1S-1 liter Amber H2SO4 (pH < 2)	AG3S-250 mL Amber H2SO4 (pH < 2)	AG3A(DG3A)-250 mL Amber NH4Cl (N/A)(Cl-)	DG9H-40 mL VOA HCl (N/A)	VG9T-40 mL VOA Na2S2O3 (N/A)	VG9U-40 mL VOA Unp (N/A)	DG9P-40 mL VOA H3PO4 (N/A)	VOAK (6 vials per kit)-5035 kit (N/A)	V/GK (3 vials per kit)-VPH/Gas kit (N/A)	SP5T-125 mL Sterile Plastic (N/A – lab)	SP2T-250 mL Sterile Plastic (N/A – lab)		BP3A-250 mL Plastic (NH2)2SO4 (9.3-9.7)	Cubitainer	VSGU-20 mL Scintillation vials (N/A)	GN
1																				6								
2																				6								
3																				6								
4																				6								
5																				6								
6																				6								
7																												
8																												
9																												
10																												
11																												
12																												

pH Adjustment Log for Preserved Samples

Sample ID	Type of Preservative	pH upon receipt	Date preservation adjusted	Time preservation adjusted	Amount of Preservative added	Lot #

CHAIN OF CUSTODY RECORD

Pace Analytical®
www.pacelabs.com

Pace Analytical Services, LLC - Atlanta GA
110 TECHNOLOGY PARKWAY, PEACHTREE CORNERS, GA 30092
(770) 734-4200 : FAX (770) 734-4201

PAGE: 1 OF 1

CLIENT NAME: Wenck Associates

CLIENT ADDRESS/PHONE NUMBER/FAX NUMBER: 1640 Holcombe Bridge Rd, Roswell, GA 30076

REPORT TO: mbarbetta@wenck.com

CC: Kruss@wenck.com

REQUESTED COMPLETION DATE: Standard TAT

PO #:

PROJECT NAME/STATE: AMC Whitfield

PROJECT #: B6506

ANALYSIS REQUESTED

Collection DATE	Collection TIME	MATRIX CODE*	COMP	GRAB	SAMPLE IDENTIFICATION	# of CONTAINERS	VOC-7200	LAB ID NUMBER	REMARKS/ADDITIONAL INFORMATION
11/16/17	0920	S		X	HA-71-2	4	X		92364028 -001
	0950	S		X	HA-72-2	4	X		-002
	1030	S		X	HA-73-2	4	X		-003
	1100	S		X	HA-74-1	4	X		-004
	1215	S		X	HA-75-2	4	X		-005
	1245	S		X	HA-76-1	4	X		-006

CONTAINER TYPE: P - PLASTIC, A - AMBER GLASS, G - CLEAR GLASS, V - VOA VIAL, S - STERILE, O - OTHER

PRESERVATION: 1 - HCl, ≤6°C; 2 - H_2SO_4, ≤6°C; 3 - HNO_3; 4 - NaOH, ≤6°C; 5 - NaOH/ZnAc, ≤6°C; 6 - $Na_2S_2O_3$, ≤6°C; 7 - ≤6°C not frozen

*MATRIX CODES:
DW - DRINKING WATER; WW - WASTEWATER; GW - GROUNDWATER; SW - SURFACE WATER; ST - STORM WATER; W - WATER; S - SOIL; SL - SLUDGE; SD - SOLID; A - AIR; L - LIQUID; P - PRODUCT

SAMPLED BY AND TITLE: DATE/TIME:

RELINQUISHED BY: DATE/TIME:

RECEIVED BY: Mike Nguyen DATE/TIME: 11/17/17 1000

RELINQUISHED BY: DATE/TIME:

RECEIVED BY LAB: DATE/TIME:

SAMPLE SHIPPED VIA: UPS FED-EX USPS COURIER CLIENT OTHER FS

pH checked: Yes No NA

Ice: Yes No NA

Temperature: Min: Max:

Custody Seal: Intact Broken Not Present N/A

# of Coolers

Cooler ID:

FOR LAB USE ONLY
LAB #:
Entered into LIMS:
Tracking #:

Mike Cey Pace
11-18-17 9:00

Rev. 12/15/2016

PACE ANALYTICAL SERVICES, LLC.

Environmental Monitoring & Laboratory Analysis
110 Technology Parkway, Peachtree Corners, GA 30092
(770) 734-4200 FAX (770) 734-4201

Laboratory Report

Prepared For:

WENCK Associates
1080 Holcomb Bridge Road, Building 100, Suite 190
Roswell, GA 30076

Attention: Ms. Katie T. Ross

Report Number: AAK0631
November 28, 2017
Project: AMC Whitfield
Project #:6506

We appreciate the opportunity to provide the analytical support for your project. The analytical results in this report are based upon information supplied by you, the client, and are for your exclusive use. If you have any questions regarding this data package, please do not hesitate to call.

Approved:

Signature

This report may not be reproduced, except in full, without written approval from Pace Analytical Services, LLC.
Pace Analytical Services, LLC. certifies that the following analytical results meet all requirements of the National Environmental Laboratory Accreditation Conference (NELAC).
All test results relate only to the samples analyzed.

PACE ANALYTICAL SERVICES, LLC.

Environmental Monitoring & Laboratory Analysis
110 Technology Parkway, Peachtree Corners, GA 30092
(770) 734-4200 FAX (770) 734-4201

WENCK Associates
1080 Holcomb Bridge Road, Building 100, S
Roswell GA, 30076
Attention: Ms. Katie T. Ross

November 28, 2017

ANALYTICAL REPORT FOR SAMPLES

Sample ID	Laboratory ID	Matrix	Date Sampled	Date Received
AMW-9	AAK0631-01	Ground Water	11/16/17 10:50	11/17/17 10:35
AMW-3	AAK0631-02	Ground Water	11/16/17 14:05	11/17/17 10:35
AMW-1	AAK0631-03	Ground Water	11/16/17 16:00	11/17/17 10:35
MW-24	AAK0631-04	Ground Water	11/16/17 17:55	11/17/17 10:35

PACE ANALYTICAL SERVICES, LLC.

Environmental Monitoring & Laboratory Analysis
110 Technology Parkway, Peachtree Corners, GA 30092
(770) 734-4200 FAX (770) 734-4201

WENCK Associates
1080 Holcomb Bridge Road, Building 100, S
Roswell GA, 30076
Attention: Ms. Katie T. Ross

November 28, 2017

Report No.: AAK0631
Client ID: AMW-9
Date/Time Sampled: 11/16/2017 10:50:00AM
Matrix: Ground Water

Project: AMC Whitfield
Lab Number ID: AAK0631-01
Date/Time Received: 11/17/2017 10:35:00AM

Analyte	Result	RL	Units	Method	Qual.	DF	Preparation Date	Analytical Date	Batch	Init.
Volatile Organic Compounds by EPA 8260										
Acetone	ND	100	ug/L	EPA 8260B		1	11/20/17 10:00	11/20/17 19:19	7110596	JG
Acrolein	ND	50	ug/L	EPA 8260B		1	11/20/17 10:00	11/20/17 19:19	7110596	JG
Acrylonitrile	ND	50	ug/L	EPA 8260B		1	11/20/17 10:00	11/20/17 19:19	7110596	JG
Allyl Chloride (3-Chloropropylene)	ND	10	ug/L	EPA 8260B		1	11/20/17 10:00	11/20/17 19:19	7110596	JG
Benzene	ND	2.0	ug/L	EPA 8260B		1	11/20/17 10:00	11/20/17 19:19	7110596	JG
Bromobenzene	ND	10	ug/L	EPA 8260B		1	11/20/17 10:00	11/20/17 19:19	7110596	JG
Bromochloromethane	ND	10	ug/L	EPA 8260B		1	11/20/17 10:00	11/20/17 19:19	7110596	JG
Bromodichloromethane	ND	10	ug/L	EPA 8260B		1	11/20/17 10:00	11/20/17 19:19	7110596	JG
Bromoform	ND	10	ug/L	EPA 8260B		1	11/20/17 10:00	11/20/17 19:19	7110596	JG
Bromomethane	ND	10	ug/L	EPA 8260B		1	11/20/17 10:00	11/20/17 19:19	7110596	JG
n-Butylbenzene	ND	10	ug/L	EPA 8260B		1	11/20/17 10:00	11/20/17 19:19	7110596	JG
sec-Butylbenzene	ND	10	ug/L	EPA 8260B		1	11/20/17 10:00	11/20/17 19:19	7110596	JG
tert-Butylbenzene	ND	10	ug/L	EPA 8260B		1	11/20/17 10:00	11/20/17 19:19	7110596	JG
Carbon Disulfide	ND	10	ug/L	EPA 8260B		1	11/20/17 10:00	11/20/17 19:19	7110596	JG
Carbon Tetrachloride	ND	2.0	ug/L	EPA 8260B		1	11/20/17 10:00	11/20/17 19:19	7110596	JG
Chlorobenzene	ND	10	ug/L	EPA 8260B		1	11/20/17 10:00	11/20/17 19:19	7110596	JG
1-Chlorobutane	ND	10	ug/L	EPA 8260B		1	11/20/17 10:00	11/20/17 19:19	7110596	JG
Chloroethane	ND	5.0	ug/L	EPA 8260B		1	11/20/17 10:00	11/20/17 19:19	7110596	JG
Chloroform	3.3	2.0	ug/L	EPA 8260B		1	11/20/17 10:00	11/20/17 19:19	7110596	JG
Chloromethane	ND	10	ug/L	EPA 8260B		1	11/20/17 10:00	11/20/17 19:19	7110596	JG
2-Chlorotoluene	ND	10	ug/L	EPA 8260B		1	11/20/17 10:00	11/20/17 19:19	7110596	JG
4-Chlorotoluene	ND	10	ug/L	EPA 8260B		1	11/20/17 10:00	11/20/17 19:19	7110596	JG
Dibromochloromethane	ND	10	ug/L	EPA 8260B		1	11/20/17 10:00	11/20/17 19:19	7110596	JG
1,2-Dibromo-3-chloropropane	ND	10	ug/L	EPA 8260B		1	11/20/17 10:00	11/20/17 19:19	7110596	JG
1,2-Dibromoethane	ND	10	ug/L	EPA 8260B		1	11/20/17 10:00	11/20/17 19:19	7110596	JG
Dibromomethane	ND	10	ug/L	EPA 8260B		1	11/20/17 10:00	11/20/17 19:19	7110596	JG
1,2-Dichlorobenzene	ND	10	ug/L	EPA 8260B		1	11/20/17 10:00	11/20/17 19:19	7110596	JG
1,3-Dichlorobenzene	ND	10	ug/L	EPA 8260B		1	11/20/17 10:00	11/20/17 19:19	7110596	JG
1,4-Dichlorobenzene	ND	10	ug/L	EPA 8260B		1	11/20/17 10:00	11/20/17 19:19	7110596	JG
trans-1,4-Dichloro-2-butene	ND	5.0	ug/L	EPA 8260B		1	11/20/17 10:00	11/20/17 19:19	7110596	JG
Dichlorodifluoromethane	ND	10	ug/L	EPA 8260B		1	11/20/17 10:00	11/20/17 19:19	7110596	JG
1,1-Dichloroethane	5.8	2.0	ug/L	EPA 8260B		1	11/20/17 10:00	11/20/17 19:19	7110596	JG
1,2-Dichloroethane	ND	2.0	ug/L	EPA 8260B		1	11/20/17 10:00	11/20/17 19:19	7110596	JG
1,1-Dichloroethene	16	2.0	ug/L	EPA 8260B		1	11/20/17 10:00	11/20/17 19:19	7110596	JG
cis-1,2-Dichloroethene	5200	200	ug/L	EPA 8260B		100	11/20/17 10:00	11/21/17 17:00	7110596	JG
trans-1,2-Dichloroethene	ND	2.0	ug/L	EPA 8260B		1	11/20/17 10:00	11/20/17 19:19	7110596	JG

PACE ANALYTICAL SERVICES, LLC.

Environmental Monitoring & Laboratory Analysis
110 Technology Parkway, Peachtree Corners, GA 30092
(770) 734-4200 FAX (770) 734-4201

WENCK Associates
1080 Holcomb Bridge Road, Building 100, S
Roswell GA, 30076
Attention: Ms. Katie T. Ross

November 28, 2017

Report No.: AAK0631
Client ID: AMW-9
Date/Time Sampled: 11/16/2017 10:50:00AM
Matrix: Ground Water

Project: AMC Whitfield
Lab Number ID: AAK0631-01
Date/Time Received: 11/17/2017 10:35:00AM

Analyte	Result	RL	Units	Method	Qual.	DF	Preparation Date	Analytical Date	Batch	Init.
Volatile Organic Compounds by EPA 8260										
1,2-Dichloropropane	ND	2.0	ug/L	EPA 8260B		1	11/20/17 10:00	11/20/17 19:19	7110596	JG
1,3-Dichloropropane	ND	2.0	ug/L	EPA 8260B		1	11/20/17 10:00	11/20/17 19:19	7110596	JG
2,2-Dichloropropane	ND	10	ug/L	EPA 8260B		1	11/20/17 10:00	11/20/17 19:19	7110596	JG
1,1-Dichloropropene	ND	10	ug/L	EPA 8260B		1	11/20/17 10:00	11/20/17 19:19	7110596	JG
cis-1,3-Dichloropropene	ND	2.0	ug/L	EPA 8260B		1	11/20/17 10:00	11/20/17 19:19	7110596	JG
trans-1,3-Dichloropropene	ND	2.0	ug/L	EPA 8260B		1	11/20/17 10:00	11/20/17 19:19	7110596	JG
Ethylbenzene	ND	2.0	ug/L	EPA 8260B		1	11/20/17 10:00	11/20/17 19:19	7110596	JG
Ethyl Methacrylate	ND	10	ug/L	EPA 8260B		1	11/20/17 10:00	11/20/17 19:19	7110596	JG
Hexachlorobutadiene	ND	10	ug/L	EPA 8260B		1	11/20/17 10:00	11/20/17 19:19	7110596	JG
p-Isopropyltoluene	ND	10	ug/L	EPA 8260B		1	11/20/17 10:00	11/20/17 19:19	7110596	JG
Hexachloroethane	ND	10	ug/L	EPA 8260B		1	11/20/17 10:00	11/20/17 19:19	7110596	JG
Iodomethane	ND	10	ug/L	EPA 8260B		1	11/20/17 10:00	11/20/17 19:19	7110596	JG
Isopropylbenzene	ND	10	ug/L	EPA 8260B		1	11/20/17 10:00	11/20/17 19:19	7110596	JG
Methacrylonitrile	ND	10	ug/L	EPA 8260B		1	11/20/17 10:00	11/20/17 19:19	7110596	JG
Methyl Acrylate	ND	10	ug/L	EPA 8260B		1	11/20/17 10:00	11/20/17 19:19	7110596	JG
Methyl Butyl Ketone (2-Hexanone)	ND	10	ug/L	EPA 8260B		1	11/20/17 10:00	11/20/17 19:19	7110596	JG
Methylene Chloride	12	5.0	ug/L	EPA 8260B		1	11/20/17 10:00	11/20/17 19:19	7110596	JG
Methyl Ethyl Ketone (2-Butanone)	ND	100	ug/L	EPA 8260B		1	11/20/17 10:00	11/20/17 19:19	7110596	JG
Methyl Methacrylate	ND	10	ug/L	EPA 8260B		1	11/20/17 10:00	11/20/17 19:19	7110596	JG
4-Methyl-2-pentanone (MIBK)	ND	10	ug/L	EPA 8260B		1	11/20/17 10:00	11/20/17 19:19	7110596	JG
Methyl-tert-Butyl Ether	ND	10	ug/L	EPA 8260B		1	11/20/17 10:00	11/20/17 19:19	7110596	JG
Naphthalene	ND	10	ug/L	EPA 8260B		1	11/20/17 10:00	11/20/17 19:19	7110596	JG
2-Nitropropane	ND	10	ug/L	EPA 8260B		1	11/20/17 10:00	11/20/17 19:19	7110596	JG
Propionitrile (Ethyl Cyanide)	ND	20	ug/L	EPA 8260B		1	11/20/17 10:00	11/20/17 19:19	7110596	JG
n-Propylbenzene	ND	10	ug/L	EPA 8260B		1	11/20/17 10:00	11/20/17 19:19	7110596	JG
Styrene	ND	5.0	ug/L	EPA 8260B		1	11/20/17 10:00	11/20/17 19:19	7110596	JG
1,1,1,2-Tetrachloroethane	ND	2.0	ug/L	EPA 8260B		1	11/20/17 10:00	11/20/17 19:19	7110596	JG
1,1,2,2-Tetrachloroethane	ND	2.0	ug/L	EPA 8260B		1	11/20/17 10:00	11/20/17 19:19	7110596	JG
Tetrachloroethene	27000	2000	ug/L	EPA 8260B		1000	11/20/17 10:00	11/22/17 11:25	7110596	JG
Tetrahydrofuran	ND	10	ug/L	EPA 8260B		1	11/20/17 10:00	11/20/17 19:19	7110596	JG
Toluene	2.1	2.0	ug/L	EPA 8260B		1	11/20/17 10:00	11/20/17 19:19	7110596	JG
1,2,3-Trichlorobenzene	ND	10	ug/L	EPA 8260B		1	11/20/17 10:00	11/20/17 19:19	7110596	JG
1,2,4-Trichlorobenzene	ND	10	ug/L	EPA 8260B		1	11/20/17 10:00	11/20/17 19:19	7110596	JG
1,1,1-Trichloroethane	8.3	2.0	ug/L	EPA 8260B		1	11/20/17 10:00	11/20/17 19:19	7110596	JG
1,1,2-Trichloroethane	ND	2.0	ug/L	EPA 8260B		1	11/20/17 10:00	11/20/17 19:19	7110596	JG
Trichloroethene	2200	200	ug/L	EPA 8260B		100	11/20/17 10:00	11/21/17 17:00	7110596	JG

PACE ANALYTICAL SERVICES, LLC.

Environmental Monitoring & Laboratory Analysis
110 Technology Parkway, Peachtree Corners, GA 30092
(770) 734-4200 FAX (770) 734-4201

WENCK Associates
1080 Holcomb Bridge Road, Building 100, S
Roswell GA, 30076
Attention: Ms. Katie T. Ross

November 28, 2017

Report No.: AAK0631
Client ID: AMW-9
Date/Time Sampled: 11/16/2017 10:50:00AM
Matrix: Ground Water

Project: AMC Whitfield
Lab Number ID: AAK0631-01
Date/Time Received: 11/17/2017 10:35:00AM

Analyte	Result	RL	Units	Method	Qual.	DF	Preparation Date	Analytical Date	Batch	Init.
Volatile Organic Compounds by EPA 8260										
Trichlorofluoromethane	ND	10	ug/L	EPA 8260B		1	11/20/17 10:00	11/20/17 19:19	7110596	JG
1,2,3-Trichloropropane	ND	10	ug/L	EPA 8260B		1	11/20/17 10:00	11/20/17 19:19	7110596	JG
1,2,4-Trimethylbenzene	ND	10	ug/L	EPA 8260B		1	11/20/17 10:00	11/20/17 19:19	7110596	JG
1,3,5-Trimethylbenzene	ND	10	ug/L	EPA 8260B		1	11/20/17 10:00	11/20/17 19:19	7110596	JG
Vinyl Acetate	ND	10	ug/L	EPA 8260B		1	11/20/17 10:00	11/20/17 19:19	7110596	JG
Vinyl Chloride	47	2.0	ug/L	EPA 8260B		1	11/20/17 10:00	11/20/17 19:19	7110596	JG
m+p-Xylene	ND	5.0	ug/L	EPA 8260B		1	11/20/17 10:00	11/20/17 19:19	7110596	JG
o-Xylene	ND	5.0	ug/L	EPA 8260B		1	11/20/17 10:00	11/20/17 19:19	7110596	JG
Xylenes, total	ND	5.0	ug/L	EPA 8260B		1	11/20/17 10:00	11/20/17 19:19	7110596	JG
Surrogate: Dibromofluoromethane	*89 %*	*80-120*		*EPA 8260B*			*11/20/17 10:00*	*11/22/17 11:25*	*7110596*	
Surrogate: Dibromofluoromethane	*89 %*	*80-120*		*EPA 8260B*			*11/20/17 10:00*	*11/21/17 17:00*	*7110596*	
Surrogate: Dibromofluoromethane	*92 %*	*80-120*		*EPA 8260B*			*11/20/17 10:00*	*11/20/17 19:19*	*7110596*	
Surrogate: 1,2-Dichloroethane-d4	*88 %*	*78-120*		*EPA 8260B*			*11/20/17 10:00*	*11/22/17 11:25*	*7110596*	
Surrogate: 1,2-Dichloroethane-d4	*86 %*	*78-120*		*EPA 8260B*			*11/20/17 10:00*	*11/21/17 17:00*	*7110596*	
Surrogate: 1,2-Dichloroethane-d4	*86 %*	*78-120*		*EPA 8260B*			*11/20/17 10:00*	*11/20/17 19:19*	*7110596*	
Surrogate: Toluene-d8	*96 %*	*80-120*		*EPA 8260B*			*11/20/17 10:00*	*11/22/17 11:25*	*7110596*	
Surrogate: Toluene-d8	*95 %*	*80-120*		*EPA 8260B*			*11/20/17 10:00*	*11/21/17 17:00*	*7110596*	
Surrogate: Toluene-d8	*101 %*	*80-120*		*EPA 8260B*			*11/20/17 10:00*	*11/20/17 19:19*	*7110596*	
Surrogate: 4-Bromofluorobenzene	*94 %*	*80-120*		*EPA 8260B*			*11/20/17 10:00*	*11/22/17 11:25*	*7110596*	
Surrogate: 4-Bromofluorobenzene	*95 %*	*80-120*		*EPA 8260B*			*11/20/17 10:00*	*11/21/17 17:00*	*7110596*	
Surrogate: 4-Bromofluorobenzene	*92 %*	*80-120*		*EPA 8260B*			*11/20/17 10:00*	*11/20/17 19:19*	*7110596*	

PACE ANALYTICAL SERVICES, LLC.

Environmental Monitoring & Laboratory Analysis
110 Technology Parkway, Peachtree Corners, GA 30092
(770) 734-4200 FAX (770) 734-4201

WENCK Associates
1080 Holcomb Bridge Road, Building 100, S
Roswell GA, 30076
Attention: Ms. Katie T. Ross

November 28, 2017

Report No.: AAK0631
Client ID: AMW-3
Date/Time Sampled: 11/16/2017 2:05:00PM
Matrix: Ground Water

Project: AMC Whitfield
Lab Number ID: AAK0631-02
Date/Time Received: 11/17/2017 10:35:00AM

Analyte	Result	RL	Units	Method	Qual.	DF	Preparation Date	Analytical Date	Batch	Init.
Volatile Organic Compounds by EPA 8260										
Acetone	ND	100	ug/L	EPA 8260B		1	11/20/17 10:00	11/20/17 19:49	7110596	JG
Acrolein	ND	50	ug/L	EPA 8260B		1	11/20/17 10:00	11/20/17 19:49	7110596	JG
Acrylonitrile	ND	50	ug/L	EPA 8260B		1	11/20/17 10:00	11/20/17 19:49	7110596	JG
Allyl Chloride (3-Chloropropylene)	ND	10	ug/L	EPA 8260B		1	11/20/17 10:00	11/20/17 19:49	7110596	JG
Benzene	ND	2.0	ug/L	EPA 8260B		1	11/20/17 10:00	11/20/17 19:49	7110596	JG
Bromobenzene	ND	10	ug/L	EPA 8260B		1	11/20/17 10:00	11/20/17 19:49	7110596	JG
Bromochloromethane	ND	10	ug/L	EPA 8260B		1	11/20/17 10:00	11/20/17 19:49	7110596	JG
Bromodichloromethane	ND	10	ug/L	EPA 8260B		1	11/20/17 10:00	11/20/17 19:49	7110596	JG
Bromoform	ND	10	ug/L	EPA 8260B		1	11/20/17 10:00	11/20/17 19:49	7110596	JG
Bromomethane	ND	10	ug/L	EPA 8260B		1	11/20/17 10:00	11/20/17 19:49	7110596	JG
n-Butylbenzene	ND	10	ug/L	EPA 8260B		1	11/20/17 10:00	11/20/17 19:49	7110596	JG
sec-Butylbenzene	ND	10	ug/L	EPA 8260B		1	11/20/17 10:00	11/20/17 19:49	7110596	JG
tert-Butylbenzene	ND	10	ug/L	EPA 8260B		1	11/20/17 10:00	11/20/17 19:49	7110596	JG
Carbon Disulfide	ND	10	ug/L	EPA 8260B		1	11/20/17 10:00	11/20/17 19:49	7110596	JG
Carbon Tetrachloride	ND	2.0	ug/L	EPA 8260B		1	11/20/17 10:00	11/20/17 19:49	7110596	JG
Chlorobenzene	ND	10	ug/L	EPA 8260B		1	11/20/17 10:00	11/20/17 19:49	7110596	JG
1-Chlorobutane	ND	10	ug/L	EPA 8260B		1	11/20/17 10:00	11/20/17 19:49	7110596	JG
Chloroethane	ND	5.0	ug/L	EPA 8260B		1	11/20/17 10:00	11/20/17 19:49	7110596	JG
Chloroform	ND	2.0	ug/L	EPA 8260B		1	11/20/17 10:00	11/20/17 19:49	7110596	JG
Chloromethane	ND	10	ug/L	EPA 8260B		1	11/20/17 10:00	11/20/17 19:49	7110596	JG
2-Chlorotoluene	ND	10	ug/L	EPA 8260B		1	11/20/17 10:00	11/20/17 19:49	7110596	JG
4-Chlorotoluene	ND	10	ug/L	EPA 8260B		1	11/20/17 10:00	11/20/17 19:49	7110596	JG
Dibromochloromethane	ND	10	ug/L	EPA 8260B		1	11/20/17 10:00	11/20/17 19:49	7110596	JG
1,2-Dibromo-3-chloropropane	ND	10	ug/L	EPA 8260B		1	11/20/17 10:00	11/20/17 19:49	7110596	JG
1,2-Dibromoethane	ND	10	ug/L	EPA 8260B		1	11/20/17 10:00	11/20/17 19:49	7110596	JG
Dibromomethane	ND	10	ug/L	EPA 8260B		1	11/20/17 10:00	11/20/17 19:49	7110596	JG
1,2-Dichlorobenzene	ND	10	ug/L	EPA 8260B		1	11/20/17 10:00	11/20/17 19:49	7110596	JG
1,3-Dichlorobenzene	ND	10	ug/L	EPA 8260B		1	11/20/17 10:00	11/20/17 19:49	7110596	JG
1,4-Dichlorobenzene	ND	10	ug/L	EPA 8260B		1	11/20/17 10:00	11/20/17 19:49	7110596	JG
trans-1,4-Dichloro-2-butene	ND	5.0	ug/L	EPA 8260B		1	11/20/17 10:00	11/20/17 19:49	7110596	JG
Dichlorodifluoromethane	ND	10	ug/L	EPA 8260B		1	11/20/17 10:00	11/20/17 19:49	7110596	JG
1,1-Dichloroethane	ND	2.0	ug/L	EPA 8260B		1	11/20/17 10:00	11/20/17 19:49	7110596	JG
1,2-Dichloroethane	ND	2.0	ug/L	EPA 8260B		1	11/20/17 10:00	11/20/17 19:49	7110596	JG
1,1-Dichloroethene	ND	2.0	ug/L	EPA 8260B		1	11/20/17 10:00	11/20/17 19:49	7110596	JG
cis-1,2-Dichloroethene	42	2.0	ug/L	EPA 8260B		1	11/20/17 10:00	11/20/17 19:49	7110596	JG
trans-1,2-Dichloroethene	ND	2.0	ug/L	EPA 8260B		1	11/20/17 10:00	11/20/17 19:49	7110596	JG

PACE ANALYTICAL SERVICES, LLC.

Environmental Monitoring & Laboratory Analysis
110 Technology Parkway, Peachtree Corners, GA 30092
(770) 734-4200 FAX (770) 734-4201

WENCK Associates
1080 Holcomb Bridge Road, Building 100, S
Roswell GA, 30076
Attention: Ms. Katie T. Ross

November 28, 2017

Report No.: AAK0631
Client ID: AMW-3
Date/Time Sampled: 11/16/2017 2:05:00PM
Matrix: Ground Water

Project: AMC Whitfield
Lab Number ID: AAK0631-02
Date/Time Received: 11/17/2017 10:35:00AM

Analyte	Result	RL	Units	Method	Qual.	DF	Preparation Date	Analytical Date	Batch	Init.
Volatile Organic Compounds by EPA 8260										
1,2-Dichloropropane	ND	2.0	ug/L	EPA 8260B		1	11/20/17 10:00	11/20/17 19:49	7110596	JG
1,3-Dichloropropane	ND	2.0	ug/L	EPA 8260B		1	11/20/17 10:00	11/20/17 19:49	7110596	JG
2,2-Dichloropropane	ND	10	ug/L	EPA 8260B		1	11/20/17 10:00	11/20/17 19:49	7110596	JG
1,1-Dichloropropene	ND	10	ug/L	EPA 8260B		1	11/20/17 10:00	11/20/17 19:49	7110596	JG
cis-1,3-Dichloropropene	ND	2.0	ug/L	EPA 8260B		1	11/20/17 10:00	11/20/17 19:49	7110596	JG
trans-1,3-Dichloropropene	ND	2.0	ug/L	EPA 8260B		1	11/20/17 10:00	11/20/17 19:49	7110596	JG
Ethylbenzene	ND	2.0	ug/L	EPA 8260B		1	11/20/17 10:00	11/20/17 19:49	7110596	JG
Ethyl Methacrylate	ND	10	ug/L	EPA 8260B		1	11/20/17 10:00	11/20/17 19:49	7110596	JG
Hexachlorobutadiene	ND	10	ug/L	EPA 8260B		1	11/20/17 10:00	11/20/17 19:49	7110596	JG
p-Isopropyltoluene	ND	10	ug/L	EPA 8260B		1	11/20/17 10:00	11/20/17 19:49	7110596	JG
Hexachloroethane	ND	10	ug/L	EPA 8260B		1	11/20/17 10:00	11/20/17 19:49	7110596	JG
Iodomethane	ND	10	ug/L	EPA 8260B		1	11/20/17 10:00	11/20/17 19:49	7110596	JG
Isopropylbenzene	ND	10	ug/L	EPA 8260B		1	11/20/17 10:00	11/20/17 19:49	7110596	JG
Methacrylonitrile	ND	10	ug/L	EPA 8260B		1	11/20/17 10:00	11/20/17 19:49	7110596	JG
Methyl Acrylate	ND	10	ug/L	EPA 8260B		1	11/20/17 10:00	11/20/17 19:49	7110596	JG
Methyl Butyl Ketone (2-Hexanone)	ND	10	ug/L	EPA 8260B		1	11/20/17 10:00	11/20/17 19:49	7110596	JG
Methylene Chloride	ND	5.0	ug/L	EPA 8260B		1	11/20/17 10:00	11/20/17 19:49	7110596	JG
Methyl Ethyl Ketone (2-Butanone)	ND	100	ug/L	EPA 8260B		1	11/20/17 10:00	11/20/17 19:49	7110596	JG
Methyl Methacrylate	ND	10	ug/L	EPA 8260B		1	11/20/17 10:00	11/20/17 19:49	7110596	JG
4-Methyl-2-pentanone (MIBK)	ND	10	ug/L	EPA 8260B		1	11/20/17 10:00	11/20/17 19:49	7110596	JG
Methyl-tert-Butyl Ether	ND	10	ug/L	EPA 8260B		1	11/20/17 10:00	11/20/17 19:49	7110596	JG
Naphthalene	ND	10	ug/L	EPA 8260B		1	11/20/17 10:00	11/20/17 19:49	7110596	JG
2-Nitropropane	ND	10	ug/L	EPA 8260B		1	11/20/17 10:00	11/20/17 19:49	7110596	JG
Propionitrile (Ethyl Cyanide)	ND	20	ug/L	EPA 8260B		1	11/20/17 10:00	11/20/17 19:49	7110596	JG
n-Propylbenzene	ND	10	ug/L	EPA 8260B		1	11/20/17 10:00	11/20/17 19:49	7110596	JG
Styrene	ND	5.0	ug/L	EPA 8260B		1	11/20/17 10:00	11/20/17 19:49	7110596	JG
1,1,1,2-Tetrachloroethane	ND	2.0	ug/L	EPA 8260B		1	11/20/17 10:00	11/20/17 19:49	7110596	JG
1,1,2,2-Tetrachloroethane	ND	2.0	ug/L	EPA 8260B		1	11/20/17 10:00	11/20/17 19:49	7110596	JG
Tetrachloroethene	30000	2000	ug/L	EPA 8260B		1000	11/20/17 10:00	11/22/17 11:55	7110596	JG
Tetrahydrofuran	ND	10	ug/L	EPA 8260B		1	11/20/17 10:00	11/20/17 19:49	7110596	JG
Toluene	ND	2.0	ug/L	EPA 8260B		1	11/20/17 10:00	11/20/17 19:49	7110596	JG
1,2,3-Trichlorobenzene	ND	10	ug/L	EPA 8260B		1	11/20/17 10:00	11/20/17 19:49	7110596	JG
1,2,4-Trichlorobenzene	ND	10	ug/L	EPA 8260B		1	11/20/17 10:00	11/20/17 19:49	7110596	JG
1,1,1-Trichloroethane	ND	2.0	ug/L	EPA 8260B		1	11/20/17 10:00	11/20/17 19:49	7110596	JG
1,1,2-Trichloroethane	ND	2.0	ug/L	EPA 8260B		1	11/20/17 10:00	11/20/17 19:49	7110596	JG
Trichloroethene	45	2.0	ug/L	EPA 8260B		1	11/20/17 10:00	11/20/17 19:49	7110596	JG

PACE ANALYTICAL SERVICES, LLC.

Environmental Monitoring & Laboratory Analysis
110 Technology Parkway, Peachtree Corners, GA 30092
(770) 734-4200 FAX (770) 734-4201

WENCK Associates
1080 Holcomb Bridge Road, Building 100, S
Roswell GA, 30076
Attention: Ms. Katie T. Ross

November 28, 2017

Report No.: AAK0631
Client ID: AMW-3
Date/Time Sampled: 11/16/2017 2:05:00PM
Matrix: Ground Water

Project: AMC Whitfield
Lab Number ID: AAK0631-02
Date/Time Received: 11/17/2017 10:35:00AM

Analyte	Result	RL	Units	Method	Qual.	DF	Preparation Date	Analytical Date	Batch	Init.
Volatile Organic Compounds by EPA 8260										
Trichlorofluoromethane	ND	10	ug/L	EPA 8260B		1	11/20/17 10:00	11/20/17 19:49	7110596	JG
1,2,3-Trichloropropane	ND	10	ug/L	EPA 8260B		1	11/20/17 10:00	11/20/17 19:49	7110596	JG
1,2,4-Trimethylbenzene	ND	10	ug/L	EPA 8260B		1	11/20/17 10:00	11/20/17 19:49	7110596	JG
1,3,5-Trimethylbenzene	ND	10	ug/L	EPA 8260B		1	11/20/17 10:00	11/20/17 19:49	7110596	JG
Vinyl Acetate	ND	10	ug/L	EPA 8260B		1	11/20/17 10:00	11/20/17 19:49	7110596	JG
Vinyl Chloride	ND	2.0	ug/L	EPA 8260B		1	11/20/17 10:00	11/20/17 19:49	7110596	JG
m+p-Xylene	ND	5.0	ug/L	EPA 8260B		1	11/20/17 10:00	11/20/17 19:49	7110596	JG
o-Xylene	ND	5.0	ug/L	EPA 8260B		1	11/20/17 10:00	11/20/17 19:49	7110596	JG
Xylenes, total	ND	5.0	ug/L	EPA 8260B		1	11/20/17 10:00	11/20/17 19:49	7110596	JG
Surrogate: Dibromofluoromethane	*91 %*	*80-120*		*EPA 8260B*			*11/20/17 10:00*	*11/20/17 19:49*	*7110596*	
Surrogate: Dibromofluoromethane	*88 %*	*80-120*		*EPA 8260B*			*11/20/17 10:00*	*11/22/17 11:55*	*7110596*	
Surrogate: 1,2-Dichloroethane-d4	*88 %*	*78-120*		*EPA 8260B*			*11/20/17 10:00*	*11/22/17 11:55*	*7110596*	
Surrogate: 1,2-Dichloroethane-d4	*86 %*	*78-120*		*EPA 8260B*			*11/20/17 10:00*	*11/20/17 19:49*	*7110596*	
Surrogate: Toluene-d8	*97 %*	*80-120*		*EPA 8260B*			*11/20/17 10:00*	*11/22/17 11:55*	*7110596*	
Surrogate: Toluene-d8	*107 %*	*80-120*		*EPA 8260B*			*11/20/17 10:00*	*11/20/17 19:49*	*7110596*	
Surrogate: 4-Bromofluorobenzene	*94 %*	*80-120*		*EPA 8260B*			*11/20/17 10:00*	*11/22/17 11:55*	*7110596*	
Surrogate: 4-Bromofluorobenzene	*94 %*	*80-120*		*EPA 8260B*			*11/20/17 10:00*	*11/20/17 19:49*	*7110596*	

PACE ANALYTICAL SERVICES, LLC.

Environmental Monitoring & Laboratory Analysis
110 Technology Parkway, Peachtree Corners, GA 30092
(770) 734-4200 FAX (770) 734-4201

WENCK Associates
1080 Holcomb Bridge Road, Building 100, S
Roswell GA, 30076
Attention: Ms. Katie T. Ross

November 28, 2017

Report No.: AAK0631
Client ID: AMW-1
Date/Time Sampled: 11/16/2017 4:00:00PM
Matrix: Ground Water

Project: AMC Whitfield
Lab Number ID: AAK0631-03
Date/Time Received: 11/17/2017 10:35:00AM

Analyte	Result	RL	Units	Method	Qual.	DF	Preparation Date	Analytical Date	Batch	Init.
Volatile Organic Compounds by EPA 8260										
Acetone	ND	100	ug/L	EPA 8260B		1	11/20/17 10:00	11/20/17 20:19	7110596	JG
Acrolein	ND	50	ug/L	EPA 8260B		1	11/20/17 10:00	11/20/17 20:19	7110596	JG
Acrylonitrile	ND	50	ug/L	EPA 8260B		1	11/20/17 10:00	11/20/17 20:19	7110596	JG
Allyl Chloride (3-Chloropropylene)	ND	10	ug/L	EPA 8260B		1	11/20/17 10:00	11/20/17 20:19	7110596	JG
Benzene	ND	2.0	ug/L	EPA 8260B		1	11/20/17 10:00	11/20/17 20:19	7110596	JG
Bromobenzene	ND	10	ug/L	EPA 8260B		1	11/20/17 10:00	11/20/17 20:19	7110596	JG
Bromochloromethane	ND	10	ug/L	EPA 8260B		1	11/20/17 10:00	11/20/17 20:19	7110596	JG
Bromodichloromethane	ND	10	ug/L	EPA 8260B		1	11/20/17 10:00	11/20/17 20:19	7110596	JG
Bromoform	ND	10	ug/L	EPA 8260B		1	11/20/17 10:00	11/20/17 20:19	7110596	JG
Bromomethane	ND	10	ug/L	EPA 8260B		1	11/20/17 10:00	11/20/17 20:19	7110596	JG
n-Butylbenzene	ND	10	ug/L	EPA 8260B		1	11/20/17 10:00	11/20/17 20:19	7110596	JG
sec-Butylbenzene	ND	10	ug/L	EPA 8260B		1	11/20/17 10:00	11/20/17 20:19	7110596	JG
tert-Butylbenzene	ND	10	ug/L	EPA 8260B		1	11/20/17 10:00	11/20/17 20:19	7110596	JG
Carbon Disulfide	ND	10	ug/L	EPA 8260B		1	11/20/17 10:00	11/20/17 20:19	7110596	JG
Carbon Tetrachloride	ND	2.0	ug/L	EPA 8260B		1	11/20/17 10:00	11/20/17 20:19	7110596	JG
Chlorobenzene	ND	10	ug/L	EPA 8260B		1	11/20/17 10:00	11/20/17 20:19	7110596	JG
1-Chlorobutane	ND	10	ug/L	EPA 8260B		1	11/20/17 10:00	11/20/17 20:19	7110596	JG
Chloroethane	ND	5.0	ug/L	EPA 8260B		1	11/20/17 10:00	11/20/17 20:19	7110596	JG
Chloroform	19	2.0	ug/L	EPA 8260B		1	11/20/17 10:00	11/20/17 20:19	7110596	JG
Chloromethane	ND	10	ug/L	EPA 8260B		1	11/20/17 10:00	11/20/17 20:19	7110596	JG
2-Chlorotoluene	ND	10	ug/L	EPA 8260B		1	11/20/17 10:00	11/20/17 20:19	7110596	JG
4-Chlorotoluene	ND	10	ug/L	EPA 8260B		1	11/20/17 10:00	11/20/17 20:19	7110596	JG
Dibromochloromethane	ND	10	ug/L	EPA 8260B		1	11/20/17 10:00	11/20/17 20:19	7110596	JG
1,2-Dibromo-3-chloropropane	ND	10	ug/L	EPA 8260B		1	11/20/17 10:00	11/20/17 20:19	7110596	JG
1,2-Dibromoethane	ND	10	ug/L	EPA 8260B		1	11/20/17 10:00	11/20/17 20:19	7110596	JG
Dibromomethane	ND	10	ug/L	EPA 8260B		1	11/20/17 10:00	11/20/17 20:19	7110596	JG
1,2-Dichlorobenzene	ND	10	ug/L	EPA 8260B		1	11/20/17 10:00	11/20/17 20:19	7110596	JG
1,3-Dichlorobenzene	ND	10	ug/L	EPA 8260B		1	11/20/17 10:00	11/20/17 20:19	7110596	JG
1,4-Dichlorobenzene	ND	10	ug/L	EPA 8260B		1	11/20/17 10:00	11/20/17 20:19	7110596	JG
trans-1,4-Dichloro-2-butene	ND	5.0	ug/L	EPA 8260B		1	11/20/17 10:00	11/20/17 20:19	7110596	JG
Dichlorodifluoromethane	ND	10	ug/L	EPA 8260B		1	11/20/17 10:00	11/20/17 20:19	7110596	JG
1,1-Dichloroethane	ND	2.0	ug/L	EPA 8260B		1	11/20/17 10:00	11/20/17 20:19	7110596	JG
1,2-Dichloroethane	ND	2.0	ug/L	EPA 8260B		1	11/20/17 10:00	11/20/17 20:19	7110596	JG
1,1-Dichloroethene	ND	2.0	ug/L	EPA 8260B		1	11/20/17 10:00	11/20/17 20:19	7110596	JG
cis-1,2-Dichloroethene	150	100	ug/L	EPA 8260B		100	11/20/17 10:00	11/21/17 18:00	7110596	JG
trans-1,2-Dichloroethene	ND	2.0	ug/L	EPA 8260B		1	11/20/17 10:00	11/20/17 20:19	7110596	JG

PACE ANALYTICAL SERVICES, LLC.

Environmental Monitoring & Laboratory Analysis
110 Technology Parkway, Peachtree Corners, GA 30092
(770) 734-4200 FAX (770) 734-4201

WENCK Associates
1080 Holcomb Bridge Road, Building 100, S
Roswell GA, 30076
Attention: Ms. Katie T. Ross

November 28, 2017

Report No.: AAK0631
Client ID: AMW-1
Date/Time Sampled: 11/16/2017 4:00:00PM
Matrix: Ground Water

Project: AMC Whitfield
Lab Number ID: AAK0631-03
Date/Time Received: 11/17/2017 10:35:00AM

Analyte	Result	RL	Units	Method	Qual.	DF	Preparation Date	Analytical Date	Batch	Init.
Volatile Organic Compounds by EPA 8260										
1,2-Dichloropropane	ND	2.0	ug/L	EPA 8260B		1	11/20/17 10:00	11/20/17 20:19	7110596	JG
1,3-Dichloropropane	ND	2.0	ug/L	EPA 8260B		1	11/20/17 10:00	11/20/17 20:19	7110596	JG
2,2-Dichloropropane	ND	10	ug/L	EPA 8260B		1	11/20/17 10:00	11/20/17 20:19	7110596	JG
1,1-Dichloropropene	ND	10	ug/L	EPA 8260B		1	11/20/17 10:00	11/20/17 20:19	7110596	JG
cis-1,3-Dichloropropene	ND	2.0	ug/L	EPA 8260B		1	11/20/17 10:00	11/20/17 20:19	7110596	JG
trans-1,3-Dichloropropene	ND	2.0	ug/L	EPA 8260B		1	11/20/17 10:00	11/20/17 20:19	7110596	JG
Ethylbenzene	2.0	2.0	ug/L	EPA 8260B		1	11/20/17 10:00	11/20/17 20:19	7110596	JG
Ethyl Methacrylate	ND	10	ug/L	EPA 8260B		1	11/20/17 10:00	11/20/17 20:19	7110596	JG
Hexachlorobutadiene	ND	10	ug/L	EPA 8260B		1	11/20/17 10:00	11/20/17 20:19	7110596	JG
p-Isopropyltoluene	ND	10	ug/L	EPA 8260B		1	11/20/17 10:00	11/20/17 20:19	7110596	JG
Hexachloroethane	ND	10	ug/L	EPA 8260B		1	11/20/17 10:00	11/20/17 20:19	7110596	JG
Iodomethane	ND	10	ug/L	EPA 8260B		1	11/20/17 10:00	11/20/17 20:19	7110596	JG
Isopropylbenzene	ND	10	ug/L	EPA 8260B		1	11/20/17 10:00	11/20/17 20:19	7110596	JG
Methacrylonitrile	ND	10	ug/L	EPA 8260B		1	11/20/17 10:00	11/20/17 20:19	7110596	JG
Methyl Acrylate	ND	10	ug/L	EPA 8260B		1	11/20/17 10:00	11/20/17 20:19	7110596	JG
Methyl Butyl Ketone (2-Hexanone)	ND	10	ug/L	EPA 8260B		1	11/20/17 10:00	11/20/17 20:19	7110596	JG
Methylene Chloride	8.2	5.0	ug/L	EPA 8260B		1	11/20/17 10:00	11/20/17 20:19	7110596	JG
Methyl Ethyl Ketone (2-Butanone)	ND	100	ug/L	EPA 8260B		1	11/20/17 10:00	11/20/17 20:19	7110596	JG
Methyl Methacrylate	ND	10	ug/L	EPA 8260B		1	11/20/17 10:00	11/20/17 20:19	7110596	JG
4-Methyl-2-pentanone (MIBK)	ND	10	ug/L	EPA 8260B		1	11/20/17 10:00	11/20/17 20:19	7110596	JG
Methyl-tert-Butyl Ether	ND	10	ug/L	EPA 8260B		1	11/20/17 10:00	11/20/17 20:19	7110596	JG
Naphthalene	ND	10	ug/L	EPA 8260B		1	11/20/17 10:00	11/20/17 20:19	7110596	JG
2-Nitropropane	ND	10	ug/L	EPA 8260B		1	11/20/17 10:00	11/20/17 20:19	7110596	JG
Propionitrile (Ethyl Cyanide)	ND	20	ug/L	EPA 8260B		1	11/20/17 10:00	11/20/17 20:19	7110596	JG
n-Propylbenzene	ND	10	ug/L	EPA 8260B		1	11/20/17 10:00	11/20/17 20:19	7110596	JG
Styrene	ND	5.0	ug/L	EPA 8260B		1	11/20/17 10:00	11/20/17 20:19	7110596	JG
1,1,1,2-Tetrachloroethane	ND	2.0	ug/L	EPA 8260B		1	11/20/17 10:00	11/20/17 20:19	7110596	JG
1,1,2,2-Tetrachloroethane	ND	2.0	ug/L	EPA 8260B		1	11/20/17 10:00	11/20/17 20:19	7110596	JG
Tetrachloroethene	110000	2000	ug/L	EPA 8260B		1000	11/20/17 10:00	11/22/17 12:24	7110596	JG
Tetrahydrofuran	ND	10	ug/L	EPA 8260B		1	11/20/17 10:00	11/20/17 20:19	7110596	JG
Toluene	21	2.0	ug/L	EPA 8260B		1	11/20/17 10:00	11/20/17 20:19	7110596	JG
1,2,3-Trichlorobenzene	ND	10	ug/L	EPA 8260B		1	11/20/17 10:00	11/20/17 20:19	7110596	JG
1,2,4-Trichlorobenzene	ND	10	ug/L	EPA 8260B		1	11/20/17 10:00	11/20/17 20:19	7110596	JG
1,1,1-Trichloroethane	ND	2.0	ug/L	EPA 8260B		1	11/20/17 10:00	11/20/17 20:19	7110596	JG
1,1,2-Trichloroethane	ND	2.0	ug/L	EPA 8260B		1	11/20/17 10:00	11/20/17 20:19	7110596	JG
Trichloroethene	61	2.0	ug/L	EPA 8260B		1	11/20/17 10:00	11/20/17 20:19	7110596	JG

PACE ANALYTICAL SERVICES, LLC.

Environmental Monitoring & Laboratory Analysis
110 Technology Parkway, Peachtree Corners, GA 30092
(770) 734-4200 FAX (770) 734-4201

WENCK Associates
1080 Holcomb Bridge Road, Building 100, S
Roswell GA, 30076
Attention: Ms. Katie T. Ross

November 28, 2017

Report No.: AAK0631
Client ID: AMW-1
Date/Time Sampled: 11/16/2017 4:00:00PM
Matrix: Ground Water

Project: AMC Whitfield
Lab Number ID: AAK0631-03
Date/Time Received: 11/17/2017 10:35:00AM

Analyte	Result	RL	Units	Method	Qual.	DF	Preparation Date	Analytical Date	Batch	Init.
Volatile Organic Compounds by EPA 8260										
Trichlorofluoromethane	ND	10	ug/L	EPA 8260B		1	11/20/17 10:00	11/20/17 20:19	7110596	JG
1,2,3-Trichloropropane	ND	10	ug/L	EPA 8260B		1	11/20/17 10:00	11/20/17 20:19	7110596	JG
1,2,4-Trimethylbenzene	ND	10	ug/L	EPA 8260B		1	11/20/17 10:00	11/20/17 20:19	7110596	JG
1,3,5-Trimethylbenzene	ND	10	ug/L	EPA 8260B		1	11/20/17 10:00	11/20/17 20:19	7110596	JG
Vinyl Acetate	ND	10	ug/L	EPA 8260B		1	11/20/17 10:00	11/20/17 20:19	7110596	JG
Vinyl Chloride	ND	2.0	ug/L	EPA 8260B		1	11/20/17 10:00	11/20/17 20:19	7110596	JG
m+p-Xylene	5.8	5.0	ug/L	EPA 8260B		1	11/20/17 10:00	11/20/17 20:19	7110596	JG
o-Xylene	ND	5.0	ug/L	EPA 8260B		1	11/20/17 10:00	11/20/17 20:19	7110596	JG
Xylenes, total	5.8	5.0	ug/L	EPA 8260B		1	11/20/17 10:00	11/20/17 20:19	7110596	JG
Surrogate: Dibromofluoromethane	*88 %*	*80-120*		*EPA 8260B*			*11/20/17 10:00*	*11/22/17 12:24*	*7110596*	
Surrogate: Dibromofluoromethane	*88 %*	*80-120*		*EPA 8260B*			*11/20/17 10:00*	*11/21/17 18:00*	*7110596*	
Surrogate: Dibromofluoromethane	*92 %*	*80-120*		*EPA 8260B*			*11/20/17 10:00*	*11/20/17 20:19*	*7110596*	
Surrogate: 1,2-Dichloroethane-d4	*88 %*	*78-120*		*EPA 8260B*			*11/20/17 10:00*	*11/22/17 12:24*	*7110596*	
Surrogate: 1,2-Dichloroethane-d4	*87 %*	*78-120*		*EPA 8260B*			*11/20/17 10:00*	*11/21/17 18:00*	*7110596*	
Surrogate: 1,2-Dichloroethane-d4	*86 %*	*78-120*		*EPA 8260B*			*11/20/17 10:00*	*11/20/17 20:19*	*7110596*	
Surrogate: Toluene-d8	*97 %*	*80-120*		*EPA 8260B*			*11/20/17 10:00*	*11/22/17 12:24*	*7110596*	
Surrogate: Toluene-d8	*95 %*	*80-120*		*EPA 8260B*			*11/20/17 10:00*	*11/21/17 18:00*	*7110596*	
Surrogate: Toluene-d8	*127 %*	*80-120*		*EPA 8260B*	*S-04*		*11/20/17 10:00*	*11/20/17 20:19*	*7110596*	
Surrogate: 4-Bromofluorobenzene	*96 %*	*80-120*		*EPA 8260B*			*11/20/17 10:00*	*11/22/17 12:24*	*7110596*	
Surrogate: 4-Bromofluorobenzene	*96 %*	*80-120*		*EPA 8260B*			*11/20/17 10:00*	*11/21/17 18:00*	*7110596*	
Surrogate: 4-Bromofluorobenzene	*91 %*	*80-120*		*EPA 8260B*			*11/20/17 10:00*	*11/20/17 20:19*	*7110596*	

PACE ANALYTICAL SERVICES, LLC.

Environmental Monitoring & Laboratory Analysis
110 Technology Parkway, Peachtree Corners, GA 30092
(770) 734-4200 FAX (770) 734-4201

WENCK Associates
1080 Holcomb Bridge Road, Building 100, S
Roswell GA, 30076
Attention: Ms. Katie T. Ross

November 28, 2017

Report No.: AAK0631
Client ID: MW-24
Date/Time Sampled: 11/16/2017 5:55:00PM
Matrix: Ground Water

Project: AMC Whitfield
Lab Number ID: AAK0631-04
Date/Time Received: 11/17/2017 10:35:00AM

Analyte	Result	RL	Units	Method	Qual.	DF	Preparation Date	Analytical Date	Batch	Init.
Volatile Organic Compounds by EPA 8260										
Acetone	ND	100	ug/L	EPA 8260B		1	11/20/17 10:00	11/20/17 20:48	7110596	JG
Acrolein	ND	50	ug/L	EPA 8260B		1	11/20/17 10:00	11/20/17 20:48	7110596	JG
Acrylonitrile	ND	50	ug/L	EPA 8260B		1	11/20/17 10:00	11/20/17 20:48	7110596	JG
Allyl Chloride (3-Chloropropylene)	ND	10	ug/L	EPA 8260B		1	11/20/17 10:00	11/20/17 20:48	7110596	JG
Benzene	ND	2.0	ug/L	EPA 8260B		1	11/20/17 10:00	11/20/17 20:48	7110596	JG
Bromobenzene	ND	10	ug/L	EPA 8260B		1	11/20/17 10:00	11/20/17 20:48	7110596	JG
Bromochloromethane	ND	10	ug/L	EPA 8260B		1	11/20/17 10:00	11/20/17 20:48	7110596	JG
Bromodichloromethane	ND	10	ug/L	EPA 8260B		1	11/20/17 10:00	11/20/17 20:48	7110596	JG
Bromoform	ND	10	ug/L	EPA 8260B		1	11/20/17 10:00	11/20/17 20:48	7110596	JG
Bromomethane	ND	10	ug/L	EPA 8260B		1	11/20/17 10:00	11/20/17 20:48	7110596	JG
n-Butylbenzene	ND	10	ug/L	EPA 8260B		1	11/20/17 10:00	11/20/17 20:48	7110596	JG
sec-Butylbenzene	ND	10	ug/L	EPA 8260B		1	11/20/17 10:00	11/20/17 20:48	7110596	JG
tert-Butylbenzene	ND	10	ug/L	EPA 8260B		1	11/20/17 10:00	11/20/17 20:48	7110596	JG
Carbon Disulfide	ND	10	ug/L	EPA 8260B		1	11/20/17 10:00	11/20/17 20:48	7110596	JG
Carbon Tetrachloride	ND	2.0	ug/L	EPA 8260B		1	11/20/17 10:00	11/20/17 20:48	7110596	JG
Chlorobenzene	ND	10	ug/L	EPA 8260B		1	11/20/17 10:00	11/20/17 20:48	7110596	JG
1-Chlorobutane	ND	10	ug/L	EPA 8260B		1	11/20/17 10:00	11/20/17 20:48	7110596	JG
Chloroethane	46	5.0	ug/L	EPA 8260B		1	11/20/17 10:00	11/20/17 20:48	7110596	JG
Chloroform	ND	2.0	ug/L	EPA 8260B		1	11/20/17 10:00	11/20/17 20:48	7110596	JG
Chloromethane	ND	10	ug/L	EPA 8260B		1	11/20/17 10:00	11/20/17 20:48	7110596	JG
2-Chlorotoluene	ND	10	ug/L	EPA 8260B		1	11/20/17 10:00	11/20/17 20:48	7110596	JG
4-Chlorotoluene	ND	10	ug/L	EPA 8260B		1	11/20/17 10:00	11/20/17 20:48	7110596	JG
Dibromochloromethane	ND	10	ug/L	EPA 8260B		1	11/20/17 10:00	11/20/17 20:48	7110596	JG
1,2-Dibromo-3-chloropropane	ND	10	ug/L	EPA 8260B		1	11/20/17 10:00	11/20/17 20:48	7110596	JG
1,2-Dibromoethane	ND	10	ug/L	EPA 8260B		1	11/20/17 10:00	11/20/17 20:48	7110596	JG
Dibromomethane	ND	10	ug/L	EPA 8260B		1	11/20/17 10:00	11/20/17 20:48	7110596	JG
1,2-Dichlorobenzene	ND	10	ug/L	EPA 8260B		1	11/20/17 10:00	11/20/17 20:48	7110596	JG
1,3-Dichlorobenzene	ND	10	ug/L	EPA 8260B		1	11/20/17 10:00	11/20/17 20:48	7110596	JG
1,4-Dichlorobenzene	ND	10	ug/L	EPA 8260B		1	11/20/17 10:00	11/20/17 20:48	7110596	JG
trans-1,4-Dichloro-2-butene	ND	5.0	ug/L	EPA 8260B		1	11/20/17 10:00	11/20/17 20:48	7110596	JG
Dichlorodifluoromethane	ND	10	ug/L	EPA 8260B		1	11/20/17 10:00	11/20/17 20:48	7110596	JG
1,1-Dichloroethane	2000	200	ug/L	EPA 8260B		100	11/20/17 10:00	11/21/17 18:30	7110596	JG
1,2-Dichloroethane	95	2.0	ug/L	EPA 8260B		1	11/20/17 10:00	11/20/17 20:48	7110596	JG
1,1-Dichloroethene	26000	2000	ug/L	EPA 8260B		1000	11/20/17 10:00	11/22/17 12:54	7110596	JG
cis-1,2-Dichloroethene	2.3	2.0	ug/L	EPA 8260B		1	11/20/17 10:00	11/20/17 20:48	7110596	JG
trans-1,2-Dichloroethene	ND	2.0	ug/L	EPA 8260B		1	11/20/17 10:00	11/20/17 20:48	7110596	JG

PACE ANALYTICAL SERVICES, LLC.

Environmental Monitoring & Laboratory Analysis
110 Technology Parkway, Peachtree Corners, GA 30092
(770) 734-4200 FAX (770) 734-4201

WENCK Associates
1080 Holcomb Bridge Road, Building 100, S
Roswell GA, 30076
Attention: Ms. Katie T. Ross

November 28, 2017

Report No.: AAK0631
Client ID: MW-24
Date/Time Sampled: 11/16/2017 5:55:00PM
Matrix: Ground Water

Project: AMC Whitfield
Lab Number ID: AAK0631-04
Date/Time Received: 11/17/2017 10:35:00AM

Analyte	Result	RL	Units	Method	Qual.	DF	Preparation Date	Analytical Date	Batch	Init.
Volatile Organic Compounds by EPA 8260										
1,2-Dichloropropane	ND	2.0	ug/L	EPA 8260B		1	11/20/17 10:00	11/20/17 20:48	7110596	JG
1,3-Dichloropropane	ND	2.0	ug/L	EPA 8260B		1	11/20/17 10:00	11/20/17 20:48	7110596	JG
2,2-Dichloropropane	ND	10	ug/L	EPA 8260B		1	11/20/17 10:00	11/20/17 20:48	7110596	JG
1,1-Dichloropropene	ND	10	ug/L	EPA 8260B		1	11/20/17 10:00	11/20/17 20:48	7110596	JG
cis-1,3-Dichloropropene	ND	2.0	ug/L	EPA 8260B		1	11/20/17 10:00	11/20/17 20:48	7110596	JG
trans-1,3-Dichloropropene	ND	2.0	ug/L	EPA 8260B		1	11/20/17 10:00	11/20/17 20:48	7110596	JG
Ethylbenzene	ND	2.0	ug/L	EPA 8260B		1	11/20/17 10:00	11/20/17 20:48	7110596	JG
Ethyl Methacrylate	ND	10	ug/L	EPA 8260B		1	11/20/17 10:00	11/20/17 20:48	7110596	JG
Hexachlorobutadiene	ND	10	ug/L	EPA 8260B		1	11/20/17 10:00	11/20/17 20:48	7110596	JG
p-Isopropyltoluene	ND	10	ug/L	EPA 8260B		1	11/20/17 10:00	11/20/17 20:48	7110596	JG
Hexachloroethane	ND	10	ug/L	EPA 8260B		1	11/20/17 10:00	11/20/17 20:48	7110596	JG
Iodomethane	ND	10	ug/L	EPA 8260B		1	11/20/17 10:00	11/20/17 20:48	7110596	JG
Isopropylbenzene	ND	10	ug/L	EPA 8260B		1	11/20/17 10:00	11/20/17 20:48	7110596	JG
Methacrylonitrile	ND	10	ug/L	EPA 8260B		1	11/20/17 10:00	11/20/17 20:48	7110596	JG
Methyl Acrylate	ND	10	ug/L	EPA 8260B		1	11/20/17 10:00	11/20/17 20:48	7110596	JG
Methyl Butyl Ketone (2-Hexanone)	ND	10	ug/L	EPA 8260B		1	11/20/17 10:00	11/20/17 20:48	7110596	JG
Methylene Chloride	5.6	5.0	ug/L	EPA 8260B		1	11/20/17 10:00	11/20/17 20:48	7110596	JG
Methyl Ethyl Ketone (2-Butanone)	ND	100	ug/L	EPA 8260B		1	11/20/17 10:00	11/20/17 20:48	7110596	JG
Methyl Methacrylate	ND	10	ug/L	EPA 8260B		1	11/20/17 10:00	11/20/17 20:48	7110596	JG
4-Methyl-2-pentanone (MIBK)	ND	10	ug/L	EPA 8260B		1	11/20/17 10:00	11/20/17 20:48	7110596	JG
Methyl-tert-Butyl Ether	ND	10	ug/L	EPA 8260B		1	11/20/17 10:00	11/20/17 20:48	7110596	JG
Naphthalene	ND	10	ug/L	EPA 8260B		1	11/20/17 10:00	11/20/17 20:48	7110596	JG
2-Nitropropane	ND	10	ug/L	EPA 8260B		1	11/20/17 10:00	11/20/17 20:48	7110596	JG
Propionitrile (Ethyl Cyanide)	ND	20	ug/L	EPA 8260B		1	11/20/17 10:00	11/20/17 20:48	7110596	JG
n-Propylbenzene	ND	10	ug/L	EPA 8260B		1	11/20/17 10:00	11/20/17 20:48	7110596	JG
Styrene	ND	5.0	ug/L	EPA 8260B		1	11/20/17 10:00	11/20/17 20:48	7110596	JG
1,1,1,2-Tetrachloroethane	ND	2.0	ug/L	EPA 8260B		1	11/20/17 10:00	11/20/17 20:48	7110596	JG
1,1,2,2-Tetrachloroethane	ND	2.0	ug/L	EPA 8260B		1	11/20/17 10:00	11/20/17 20:48	7110596	JG
Tetrachloroethene	720	200	ug/L	EPA 8260B		100	11/20/17 10:00	11/21/17 18:30	7110596	JG
Tetrahydrofuran	ND	10	ug/L	EPA 8260B		1	11/20/17 10:00	11/20/17 20:48	7110596	JG
Toluene	ND	2.0	ug/L	EPA 8260B		1	11/20/17 10:00	11/20/17 20:48	7110596	JG
1,2,3-Trichlorobenzene	ND	10	ug/L	EPA 8260B		1	11/20/17 10:00	11/20/17 20:48	7110596	JG
1,2,4-Trichlorobenzene	ND	10	ug/L	EPA 8260B		1	11/20/17 10:00	11/20/17 20:48	7110596	JG
1,1,1-Trichloroethane	11000	200	ug/L	EPA 8260B		100	11/20/17 10:00	11/21/17 18:30	7110596	JG
1,1,2-Trichloroethane	2.1	2.0	ug/L	EPA 8260B		1	11/20/17 10:00	11/20/17 20:48	7110596	JG
Trichloroethene	18	2.0	ug/L	EPA 8260B		1	11/20/17 10:00	11/20/17 20:48	7110596	JG

PACE ANALYTICAL SERVICES, LLC.

Environmental Monitoring & Laboratory Analysis
110 Technology Parkway, Peachtree Corners, GA 30092
(770) 734-4200 FAX (770) 734-4201

WENCK Associates
1080 Holcomb Bridge Road, Building 100, S
Roswell GA, 30076
Attention: Ms. Katie T. Ross

November 28, 2017

Report No.: AAK0631
Client ID: MW-24
Date/Time Sampled: 11/16/2017 5:55:00PM
Matrix: Ground Water

Project: AMC Whitfield
Lab Number ID: AAK0631-04
Date/Time Received: 11/17/2017 10:35:00AM

Analyte	Result	RL	Units	Method	Qual.	DF	Preparation Date	Analytical Date	Batch	Init.
Volatile Organic Compounds by EPA 8260										
Trichlorofluoromethane	ND	10	ug/L	EPA 8260B		1	11/20/17 10:00	11/20/17 20:48	7110596	JG
1,2,3-Trichloropropane	ND	10	ug/L	EPA 8260B		1	11/20/17 10:00	11/20/17 20:48	7110596	JG
1,2,4-Trimethylbenzene	ND	10	ug/L	EPA 8260B		1	11/20/17 10:00	11/20/17 20:48	7110596	JG
1,3,5-Trimethylbenzene	ND	10	ug/L	EPA 8260B		1	11/20/17 10:00	11/20/17 20:48	7110596	JG
Vinyl Acetate	ND	10	ug/L	EPA 8260B		1	11/20/17 10:00	11/20/17 20:48	7110596	JG
Vinyl Chloride	ND	2.0	ug/L	EPA 8260B		1	11/20/17 10:00	11/20/17 20:48	7110596	JG
m+p-Xylene	ND	5.0	ug/L	EPA 8260B		1	11/20/17 10:00	11/20/17 20:48	7110596	JG
o-Xylene	ND	5.0	ug/L	EPA 8260B		1	11/20/17 10:00	11/20/17 20:48	7110596	JG
Xylenes, total	ND	5.0	ug/L	EPA 8260B		1	11/20/17 10:00	11/20/17 20:48	7110596	JG
Surrogate: Dibromofluoromethane	*91 %*	*80-120*		*EPA 8260B*			*11/20/17 10:00*	*11/22/17 12:54*	*7110596*	
Surrogate: Dibromofluoromethane	*96 %*	*80-120*		*EPA 8260B*			*11/20/17 10:00*	*11/21/17 18:30*	*7110596*	
Surrogate: Dibromofluoromethane	*66 %*	*80-120*		*EPA 8260B*	*S-04*		*11/20/17 10:00*	*11/20/17 20:48*	*7110596*	
Surrogate: 1,2-Dichloroethane-d4	*88 %*	*78-120*		*EPA 8260B*			*11/20/17 10:00*	*11/22/17 12:54*	*7110596*	
Surrogate: 1,2-Dichloroethane-d4	*87 %*	*78-120*		*EPA 8260B*			*11/20/17 10:00*	*11/21/17 18:30*	*7110596*	
Surrogate: 1,2-Dichloroethane-d4	*85 %*	*78-120*		*EPA 8260B*			*11/20/17 10:00*	*11/20/17 20:48*	*7110596*	
Surrogate: Toluene-d8	*97 %*	*80-120*		*EPA 8260B*			*11/20/17 10:00*	*11/21/17 18:30*	*7110596*	
Surrogate: Toluene-d8	*94 %*	*80-120*		*EPA 8260B*			*11/20/17 10:00*	*11/20/17 20:48*	*7110596*	
Surrogate: Toluene-d8	*98 %*	*80-120*		*EPA 8260B*			*11/20/17 10:00*	*11/22/17 12:54*	*7110596*	
Surrogate: 4-Bromofluorobenzene	*96 %*	*80-120*		*EPA 8260B*			*11/20/17 10:00*	*11/21/17 18:30*	*7110596*	
Surrogate: 4-Bromofluorobenzene	*95 %*	*80-120*		*EPA 8260B*			*11/20/17 10:00*	*11/22/17 12:54*	*7110596*	
Surrogate: 4-Bromofluorobenzene	*96 %*	*80-120*		*EPA 8260B*			*11/20/17 10:00*	*11/20/17 20:48*	*7110596*	

PACE ANALYTICAL SERVICES, LLC.

Environmental Monitoring & Laboratory Analysis
110 Technology Parkway, Peachtree Corners, GA 30092
(770) 734-4200 FAX (770) 734-4201

WENCK Associates
1080 Holcomb Bridge Road, Building 100, S
Roswell GA, 30076
Attention: Ms. Katie T. Ross

November 28, 2017

Report No.: AAK0631

Volatile Organic Compounds by EPA 8260 - Quality Control

Analyte	Result	Reporting Limit	Units	Spike Level	Source Result	%REC	%REC Limits	RPD	RPD Limit	Qual
Batch 7110596 - EPA 5030B										
Blank (7110596-BLK1)					Prepared & Analyzed: 11/20/17					
Acetone	ND	100	ug/L							
Acrolein	ND	50	ug/L							
Acrylonitrile	ND	50	ug/L							
Allyl Chloride (3-Chloropropylene)	ND	10	ug/L							
Benzene	ND	2.0	ug/L							
Bromobenzene	ND	10	ug/L							
Bromochloromethane	ND	10	ug/L							
Bromodichloromethane	ND	10	ug/L							
Bromoform	ND	10	ug/L							
Bromomethane	ND	10	ug/L							
n-Butylbenzene	ND	10	ug/L							
sec-Butylbenzene	ND	10	ug/L							
tert-Butylbenzene	ND	10	ug/L							
Carbon Disulfide	ND	10	ug/L							
Carbon Tetrachloride	ND	2.0	ug/L							
Chlorobenzene	ND	10	ug/L							
1-Chlorobutane	ND	10	ug/L							
Chloroethane	ND	5.0	ug/L							
Chloroform	ND	2.0	ug/L							
Chloromethane	ND	10	ug/L							
2-Chlorotoluene	ND	10	ug/L							
4-Chlorotoluene	ND	10	ug/L							
Dibromochloromethane	ND	10	ug/L							
1,2-Dibromo-3-chloropropane	ND	10	ug/L							
1,2-Dibromoethane	ND	10	ug/L							
Dibromomethane	ND	10	ug/L							
1,2-Dichlorobenzene	ND	10	ug/L							
1,3-Dichlorobenzene	ND	10	ug/L							
1,4-Dichlorobenzene	ND	10	ug/L							
trans-1,4-Dichloro-2-butene	ND	5.0	ug/L							
Dichlorodifluoromethane	ND	10	ug/L							
1,1-Dichloroethane	ND	2.0	ug/L							
1,2-Dichloroethane	ND	2.0	ug/L							
1,1-Dichloroethene	ND	2.0	ug/L							
cis-1,2-Dichloroethene	ND	2.0	ug/L							
trans-1,2-Dichloroethene	ND	2.0	ug/L							
1,2-Dichloropropane	ND	2.0	ug/L							
1,3-Dichloropropane	ND	2.0	ug/L							
2,2-Dichloropropane	ND	10	ug/L							
1,1-Dichloropropene	ND	10	ug/L							
cis-1,3-Dichloropropene	ND	2.0	ug/L							

PACE ANALYTICAL SERVICES, LLC.

Environmental Monitoring & Laboratory Analysis
110 Technology Parkway, Peachtree Corners, GA 30092
(770) 734-4200 FAX (770) 734-4201

WENCK Associates
1080 Holcomb Bridge Road, Building 100, S
Roswell GA, 30076
Attention: Ms. Katie T. Ross

November 28, 2017

Report No.: AAK0631

Volatile Organic Compounds by EPA 8260 - Quality Control

Analyte	Result	Reporting Limit	Units	Spike Level	Source Result	%REC	%REC Limits	RPD	RPD Limit	Qual
Batch 7110596 - EPA 5030B										
Blank (7110596-BLK1)					Prepared & Analyzed: 11/20/17					
trans-1,3-Dichloropropene	ND	2.0	ug/L							
Ethylbenzene	ND	2.0	ug/L							
Ethyl Methacrylate	ND	10	ug/L							
Hexachlorobutadiene	ND	10	ug/L							
p-Isopropyltoluene	ND	10	ug/L							
Hexachloroethane	ND	10	ug/L							
Iodomethane	ND	10	ug/L							
Isopropylbenzene	ND	10	ug/L							
Methacrylonitrile	ND	10	ug/L							
Methyl Acrylate	ND	10	ug/L							
Methyl Butyl Ketone (2-Hexanone)	ND	10	ug/L							
Methylene Chloride	ND	5.0	ug/L							
Methyl Ethyl Ketone (2-Butanone)	ND	100	ug/L							
Methyl Methacrylate	ND	10	ug/L							
4-Methyl-2-pentanone (MIBK)	ND	10	ug/L							
Methyl-tert-Butyl Ether	ND	10	ug/L							
Naphthalene	ND	10	ug/L							
2-Nitropropane	ND	10	ug/L							
Propionitrile (Ethyl Cyanide)	ND	20	ug/L							
n-Propylbenzene	ND	10	ug/L							
Styrene	ND	5.0	ug/L							
1,1,1,2-Tetrachloroethane	ND	2.0	ug/L							
1,1,2,2-Tetrachloroethane	ND	2.0	ug/L							
Tetrachloroethene	ND	2.0	ug/L							
Tetrahydrofuran	ND	10	ug/L							
Toluene	ND	2.0	ug/L							
1,2,3-Trichlorobenzene	ND	10	ug/L							
1,2,4-Trichlorobenzene	ND	10	ug/L							
1,1,1-Trichloroethane	ND	2.0	ug/L							
1,1,2-Trichloroethane	ND	2.0	ug/L							
Trichloroethene	ND	2.0	ug/L							
Trichlorofluoromethane	ND	10	ug/L							
1,2,3-Trichloropropane	ND	10	ug/L							
1,2,4-Trimethylbenzene	ND	10	ug/L							
1,3,5-Trimethylbenzene	ND	10	ug/L							
Vinyl Acetate	ND	10	ug/L							
Vinyl Chloride	ND	2.0	ug/L							
m+p-Xylene	ND	5.0	ug/L							
o-Xylene	ND	5.0	ug/L							
Xylenes, total	ND	5.0	ug/L							
Surrogate: Dibromofluoromethane	*45*		*ug/L*	*50.000*		*91*	*80-120*			

PACE ANALYTICAL SERVICES, LLC.

Environmental Monitoring & Laboratory Analysis
110 Technology Parkway, Peachtree Corners, GA 30092
(770) 734-4200 FAX (770) 734-4201

WENCK Associates
1080 Holcomb Bridge Road, Building 100, S
Roswell GA, 30076
Attention: Ms. Katie T. Ross

November 28, 2017

Report No.: AAK0631

Volatile Organic Compounds by EPA 8260 - Quality Control

Analyte	Result	Reporting Limit	Units	Spike Level	Source Result	%REC	%REC Limits	RPD	RPD Limit	Qual
Batch 7110596 - EPA 5030B										
Blank (7110596-BLK1)					Prepared & Analyzed: 11/20/17					
Surrogate: 1,2-Dichloroethane-d4	*43*		*ug/L*	*50.000*		*86*	*78-120*			
Surrogate: Toluene-d8	*47*		*ug/L*	*50.000*		*95*	*80-120*			
Surrogate: 4-Bromofluorobenzene	*47*		*ug/L*	*50.000*		*94*	*80-120*			
LCS (7110596-BS1)					Prepared & Analyzed: 11/20/17					
Benzene	45		ug/L	50.000		91	67-134			
Chlorobenzene	42		ug/L	50.000		83	69-122			
1,1-Dichloroethene	49		ug/L	50.000		98	58-142			
Toluene	43		ug/L	50.000		85	68-127			
Trichloroethene	47		ug/L	50.000		93	72-132			
Surrogate: Dibromofluoromethane	*46*		*ug/L*	*50.000*		*92*	*80-120*			
Surrogate: 1,2-Dichloroethane-d4	*43*		*ug/L*	*50.000*		*86*	*78-120*			
Surrogate: Toluene-d8	*47*		*ug/L*	*50.000*		*94*	*80-120*			
Surrogate: 4-Bromofluorobenzene	*47*		*ug/L*	*50.000*		*93*	*80-120*			
Matrix Spike (7110596-MS1)		**Source: AAK0619-04**			Prepared & Analyzed: 11/20/17					
Benzene	48		ug/L	50.000	0.0	97	67-134			
Chlorobenzene	49		ug/L	50.000	0.0	98	69-122			
1,1-Dichloroethene	50		ug/L	50.000	0.0	99	58-142			
Toluene	49		ug/L	50.000	0.0	98	68-127			
Trichloroethene	53		ug/L	50.000	0.0	105	72-132			
Surrogate: Dibromofluoromethane	*45*		*ug/L*	*50.000*		*90*	*80-120*			
Surrogate: 1,2-Dichloroethane-d4	*43*		*ug/L*	*50.000*		*86*	*78-120*			
Surrogate: Toluene-d8	*48*		*ug/L*	*50.000*		*95*	*80-120*			
Surrogate: 4-Bromofluorobenzene	*47*		*ug/L*	*50.000*		*94*	*80-120*			
Matrix Spike Dup (7110596-MSD1)		**Source: AAK0619-04**			Prepared & Analyzed: 11/20/17					
Benzene	48		ug/L	50.000	0.0	96	67-134	0.5	9	
Chlorobenzene	49		ug/L	50.000	0.0	98	69-122	0	13	
1,1-Dichloroethene	48		ug/L	50.000	0.0	96	58-142	3	9	
Toluene	48		ug/L	50.000	0.0	97	68-127	0.6	9	
Trichloroethene	52		ug/L	50.000	0.0	103	72-132	2	11	
Surrogate: Dibromofluoromethane	*45*		*ug/L*	*50.000*		*89*	*80-120*			
Surrogate: 1,2-Dichloroethane-d4	*43*		*ug/L*	*50.000*		*86*	*78-120*			
Surrogate: Toluene-d8	*47*		*ug/L*	*50.000*		*94*	*80-120*			
Surrogate: 4-Bromofluorobenzene	*49*		*ug/L*	*50.000*		*98*	*80-120*			

PACE ANALYTICAL SERVICES, LLC.

Environmental Monitoring & Laboratory Analysis
110 Technology Parkway, Peachtree Corners, GA 30092
(770) 734-4200 FAX (770) 734-4201

WENCK Associates
1080 Holcomb Bridge Road, Building 100, S
Roswell GA, 30076
Attention: Ms. Katie T. Ross

November 28, 2017

Laboratory Certifications

Code	Description	Number	Expires
GADW	Georgia DW Inorganics Eff: 07/01/2016	812	06/30/2018
GADWM	Georgia DW Microbiology Eff: 07/01/2015	812	12/09/2019
NC	North Carolina	381	12/31/2017
NELAC	FL DOH (Non-Pot. Water, Solids) Eff:: 07/01/2016	E87315	06/30/2018
NELDW	FL DOH NELAC (Drinking Water) Eff: 07/01/2016	E87315	06/30/2018
SC	South Carolina	98011001	11/30/2017
TX	Texas	T104704397-08-TX	03/31/2018
VA	Virginia	460204	12/14/2017

PACE ANALYTICAL SERVICES, LLC.

Environmental Monitoring & Laboratory Analysis
110 Technology Parkway, Peachtree Corners, GA 30092
(770) 734-4200 FAX (770) 734-4201

WENCK Associates
1080 Holcomb Bridge Road, Building 100, S
Roswell GA, 30076
Attention: Ms. Katie T. Ross

November 28, 2017

Legend

Definition of Laboratory Terms

ND - None Detected at the Reporting Limit
TIC - Tentatively Identified Compound
CFU - Colony Forming Units
SOP - Method run per Pace Standard Operating Procedure
RL - Reporting Limit
DF - Dilution Factor
***** - Analyte not included in the NELAC list of certified analytes.

Sample Information

N-Nitrosodiphenylamine breaks down to diphenylamine in the GCMS; both analytes are reported as N-Nitrososdiphenylamine. Pace is not NELAC certified for diphenylamine.

Phthalic acid and phthalic anhydride are reported as dimethyl phthalate

Maleic acid and maleic anhydride are reported as dimethyl malate

1,2-Diphenylhydrazine breaks down to azobenzene in the GCMS; both analytes are reported as azobenzene

Drinking Water Records will be available for at least 5 years and are subject to disposal after the 5 years have elapsed.

Definition of Qualifiers

S-04 The surrogate recovery for this sample is outside of established control limits due to a suspected sample matrix effect.

Note: Unless otherwise noted, all results are reported on an as received basis.

CHAIN OF CUSTODY RECORD

Pace Analytical® www.pacelabs.com

Pace Analytical Services, LLC - Atlanta GA
110 TECHNOLOGY PARKWAY, PEACHTREE CORNERS, GA 30092
(770) 734-4200 : FAX (770) 734-4201

CLIENT NAME: Wenck

CLIENT ADDRESS/PHONE NUMBER/FAX NUMBER: 1080 Holcomb Bridge Road Suite 190 Roswell, GA 30076

REPORT TO: KROSS@Wenck.com

CC:

REQUESTED COMPLETION DATE: Standard TAT

PO #:

PROJECT NAME/STATE: AMC Whitfield

PROJECT #: 65506-0001-05

ANALYSIS REQUESTED

Collection DATE	Collection TIME	MATRIX CODE*	COMP	GRAB	SAMPLE IDENTIFICATION	# of CONTAINERS	VOCs	LAB ID NUMBER	REMARKS/ADDITIONAL INFORMATION
11/16/17	10:50	GW		X	AMW-9		3	1	
	14:05				AMW-3		3	2	
	16:00				AMW-1		3	3	
	17:55				MW-24		3	4	

CONTAINER TYPE: V

PRESERVATION: 1

CONTAINER TYPE
- P - PLASTIC
- A - AMBER GLASS
- G - CLEAR GLASS
- V - VOA VIAL
- S - STERILE
- O - OTHER

PRESERVATION
- 1 - HCl, ≤6°C
- 2 - H_2SO_4, ≤6°C
- 3 - HNO_3
- 4 - NaOH, ≤6°C
- 5 - NaOH/ZnAc, ≤6°C
- 6 - $Na_2S_2O_3$, ≤6°C
- 7 - ≤6°C not frozen

*MATRIX CODES:
- DW - DRINKING WATER
- WW - WASTEWATER
- GW - GROUNDWATER
- SW - SURFACE WATER
- ST - STORM WATER
- W - WATER
- S - SOIL
- SL - SLUDGE
- SD - SOLID
- A - AIR
- L - LIQUID
- P - PRODUCT

SAMPLED BY AND TITLE: Shannon Fuller — DATE/TIME: 11/16/17

RELINQUISHED BY: Shannon Fuller — DATE/TIME: 11/17/17

RECEIVED BY: Mike Nguyen — DATE/TIME: 11/17/17 1000

RELINQUISHED BY: — DATE/TIME:

RECEIVED BY LAB: [illegible] — DATE/TIME: 11/17/17 1035

SAMPLE SHIPPED VIA: UPS FED-EX USPS COURIER Pace CLIENT OTHER FS

Custody Seal: Intact Broken Not Present N/A — # of Coolers: — Cooler ID:

Samples Checked: Yes No NA — Ice: Yes No NA — Temperature: Min: 2.3 Max:

FOR LAB USE ONLY
LAB #: AAK0631
Entered into LIMS: MR
Tracking #:

Rev. 12/15/2016

Sample Condition Upon Receipt

Pace Analytical

Client Name: Wenck Project # AAK0631

Courier: ☐ Fed Ex ☐ UPS ☐ USPS ☐ Client ☐ Commercial ☑ Pace Other _____

Tracking #: _____

Optional: Proj. Due Date: Proj. Name:

Custody Seal on Cooler/Box Present: ☑ yes ☐ no Seals intact: ☑ yes ☐ no

Packing Material: ☐ Bubble Wrap ☑ Bubble Bags ☐ None ☐ Other _____

Thermometer Used IR-4 Type of Ice: (Wet) Blue None ☐ Samples on ice, cooling process has begun

Cooler Temperature 2.3 Biological Tissue is Frozen: Yes No

Temp should be above freezing to 6°C

Date and Initials of person examining contents: 11/17/17 MR

				Comments:	
Chain of Custody Present:	☑Yes	☐No	☐N/A	1.	
Chain of Custody Filled Out:	☑Yes	☐No	☐N/A	2.	
Chain of Custody Relinquished:	☑Yes	☐No	☐N/A	3.	
Sampler Name & Signature on COC:	☑Yes	☐No	☐N/A	4.	
Samples Arrived within Hold Time:	☑Yes	☐No	☐N/A	5.	
Short Hold Time Analysis (<72hr):	☐Yes	☑No	☐N/A	6.	
Rush Turn Around Time Requested:	☐Yes	☑No	☐N/A	7.	
Sufficient Volume:	☑Yes	☐No	☐N/A	8.	
Correct Containers Used:	☑Yes	☐No	☐N/A	9.	
-Pace Containers Used:	☑Yes	☐No	☐N/A		
Containers Intact:	☑Yes	☐No	☐N/A	10.	
Filtered volume received for Dissolved tests	☐Yes	☐No	☑N/A	11.	
Sample Labels match COC:	☑Yes	☐No	☐N/A	12.	
-Includes date/time/ID/Analysis Matrix: GW					
All containers needing preservation have been checked.	☐Yes	☐No	☑N/A	13.	
All containers needing preservation are found to be in compliance with EPA recommendation.	☑Yes	☐No	☐N/A		
exceptions: (VOA), coliform, TOC, O&G, WI-DRO (water)	☑Yes	☐No		Initial when completed	Lot # of added preservative
Samples checked for dechlorination:	☐Yes	☐No	☑N/A	14.	
Headspace in VOA Vials (>6mm):	☐Yes	☑No	☐N/A	15.	
Trip Blank Present:	☐Yes	☑No	☐N/A	16.	
Trip Blank Custody Seals Present	☐Yes	☐No	☑N/A		
Pace Trip Blank Lot # (if purchased): _____					

Client Notification/ Resolution: Field Data Required? Y / N

Person Contacted: _____ Date/Time: _____

Comments/ Resolution: _____

Project Manager Review: _____ **Date:** _____

Note: Whenever there is a discrepancy affecting North Carolina compliance samples, a copy of this form will be sent to the North Carolina DEHNR Certification Office (i.e out of hold, incorrect preservative, out of temp, incorrect containers)

PACE ANALYTICAL SERVICES, LLC.

Environmental Monitoring & Laboratory Analysis
110 Technology Parkway, Peachtree Corners, GA 30092
(770) 734-4200 FAX (770) 734-4201

LOG-IN CHECKLIST **Printed: 11/19/2017 3:47:59PM**

Attn: Ms. Katie T. Ross

Client: WENCK Associates
Project: AMC Whitfield
Date Received: 11/17/17 10:35

Work Order: AAK0631
Logged In By: Mohammad M. Rahman

OBSERVATIONS

#Samples: 4 **#Containers:** 12

Minimum Temp(C): 2.3 **Maximum Temp(C):** 2.3 **Custody Seal(s) Used:** Yes

CHECKLIST ITEMS

COC included with Samples	YES
Sample Container(s) Intact	YES
Chain of Custody Complete	YES
Sample Container(s) Match COC	YES
Custody seal Intact	YES
Temperature in Compliance	YES
Sufficient Sample Volume for Analysis	YES
Zero Headspace Maintained for VOA Analyses	YES
Samples labeled preserved (If Applicable)	YES
Samples received within Allowable Hold Times	YES
Samples Received on Ice	YES
Preservation Confirmed	YES

Comments:

PACE ANALYTICAL SERVICES, LLC.

Environmental Monitoring & Laboratory Analysis
110 Technology Parkway, Peachtree Corners, GA 30092
(770) 734-4200 FAX (770) 734-4201

Laboratory Report

Prepared For:

WENCK Associates
1080 Holcomb Bridge Road, Building 100, Suite 190
Roswell, GA 30076

Attention: Ms. Katie T. Ross

Report Number: AAK0850
December 05, 2017
Project: AMC Dalton
Project #:B6506

We appreciate the opportunity to provide the analytical support for your project. The analytical results in this report are based upon information supplied by you, the client, and are for your exclusive use. If you have any questions regarding this data package, please do not hesitate to call.

Approved:

Signature

This report may not be reproduced, except in full, without written approval from Pace Analytical Services, LLC.
Pace Analytical Services, LLC. certifies that the following analytical results meet all requirements of the National Environmental Laboratory Accreditation Conference (NELAC).
All test results relate only to the samples analyzed.

PACE ANALYTICAL SERVICES, LLC.

Environmental Monitoring & Laboratory Analysis
110 Technology Parkway, Peachtree Corners, GA 30092
(770) 734-4200 FAX (770) 734-4201

WENCK Associates
1080 Holcomb Bridge Road, Building 100, S
Roswell GA, 30076
Attention: Ms. Katie T. Ross

December 05, 2017

ANALYTICAL REPORT FOR SAMPLES

Sample ID	Laboratory ID	Matrix	Date Sampled	Date Received
HA-62@6'	AAK0850-01	Soil	11/27/17 12:30	11/28/17 15:00
HA-62@18'	AAK0850-02	Soil	11/27/17 12:45	11/28/17 15:00
HA-61@17'	AAK0850-03	Soil	11/27/17 13:00	11/28/17 15:00
HA-60@16'	AAK0850-04	Soil	11/27/17 16:50	11/28/17 15:00
HA-69@16'	AAK0850-05	Soil	11/27/17 17:00	11/28/17 15:00
HA-69@21'	AAK0850-06	Soil	11/27/17 17:10	11/28/17 15:00
HA-68@10'	AAK0850-07	Soil	11/27/17 17:20	11/28/17 15:00
HA-68@16'	AAK0850-08	Soil	11/27/17 17:30	11/28/17 15:00
HA-68@18'	AAK0850-09	Soil	11/27/17 17:40	11/28/17 15:00
HA-63@8'	AAK0850-10	Soil	11/28/17 11:30	11/28/17 15:00
HA-63@10'	AAK0850-11	Soil	11/28/17 11:40	11/28/17 15:00
HA-63@20'	AAK0850-12	Soil	11/28/17 11:50	11/28/17 15:00

PACE ANALYTICAL SERVICES, LLC.

Environmental Monitoring & Laboratory Analysis
110 Technology Parkway, Peachtree Corners, GA 30092
(770) 734-4200 FAX (770) 734-4201

WENCK Associates
1080 Holcomb Bridge Road, Building 100, S
Roswell GA, 30076
Attention: Ms. Katie T. Ross

December 05, 2017

Report No.: AAK0850
Client ID: HA-62@6'
Date/Time Sampled: 11/27/2017 12:30:00PM
Matrix: Soil

Project: AMC Dalton
Lab Number ID: AAK0850-01
Date/Time Received: 11/28/2017 3:00:00PM

Analyte	Result	RL	Units	Method	Qual.	DF	Preparation Date	Analytical Date	Batch	Init.
General Chemistry										
% Solids	80.4	0.05	% by Weight	SOP Moisture		1	11/29/17 12:00	11/29/17 12:00	7110806	JPT
Volatile Organic Compounds by EPA 8260										
Acetone	ND	120	ug/kg dry	EPA 8260B		1	11/29/17 11:00	11/29/17 19:47	7110818	JG
Acrolein	ND	58	ug/kg dry	EPA 8260B		1	11/29/17 11:00	11/29/17 19:47	7110818	JG
Acrylonitrile	ND	58	ug/kg dry	EPA 8260B		1	11/29/17 11:00	11/29/17 19:47	7110818	JG
Benzene	ND	5.8	ug/kg dry	EPA 8260B		1	11/29/17 11:00	11/29/17 19:47	7110818	JG
Bromobenzene	ND	12	ug/kg dry	EPA 8260B		1	11/29/17 11:00	11/29/17 19:47	7110818	JG
Bromochloromethane	ND	12	ug/kg dry	EPA 8260B		1	11/29/17 11:00	11/29/17 19:47	7110818	JG
Bromodichloromethane	ND	12	ug/kg dry	EPA 8260B		1	11/29/17 11:00	11/29/17 19:47	7110818	JG
Bromoform	ND	12	ug/kg dry	EPA 8260B		1	11/29/17 11:00	11/29/17 19:47	7110818	JG
Bromomethane	ND	12	ug/kg dry	EPA 8260B		1	11/29/17 11:00	11/29/17 19:47	7110818	JG
n-Butylbenzene	ND	12	ug/kg dry	EPA 8260B		1	11/29/17 11:00	11/29/17 19:47	7110818	JG
sec-Butylbenzene	ND	12	ug/kg dry	EPA 8260B		1	11/29/17 11:00	11/29/17 19:47	7110818	JG
tert-Butylbenzene	ND	12	ug/kg dry	EPA 8260B		1	11/29/17 11:00	11/29/17 19:47	7110818	JG
Carbon Disulfide	ND	12	ug/kg dry	EPA 8260B		1	11/29/17 11:00	11/29/17 19:47	7110818	JG
Carbon Tetrachloride	ND	5.8	ug/kg dry	EPA 8260B		1	11/29/17 11:00	11/29/17 19:47	7110818	JG
Chlorobenzene	ND	12	ug/kg dry	EPA 8260B		1	11/29/17 11:00	11/29/17 19:47	7110818	JG
Chloroethane	ND	5.8	ug/kg dry	EPA 8260B		1	11/29/17 11:00	11/29/17 19:47	7110818	JG
Chloroform	ND	5.8	ug/kg dry	EPA 8260B		1	11/29/17 11:00	11/29/17 19:47	7110818	JG
Chloromethane	ND	12	ug/kg dry	EPA 8260B		1	11/29/17 11:00	11/29/17 19:47	7110818	JG
2-Chlorotoluene	ND	12	ug/kg dry	EPA 8260B		1	11/29/17 11:00	11/29/17 19:47	7110818	JG
4-Chlorotoluene	ND	12	ug/kg dry	EPA 8260B		1	11/29/17 11:00	11/29/17 19:47	7110818	JG
Dibromochloromethane	ND	5.8	ug/kg dry	EPA 8260B		1	11/29/17 11:00	11/29/17 19:47	7110818	JG
1,2-Dibromo-3-chloropropane	ND	12	ug/kg dry	EPA 8260B		1	11/29/17 11:00	11/29/17 19:47	7110818	JG
1,2-Dibromoethane	ND	12	ug/kg dry	EPA 8260B		1	11/29/17 11:00	11/29/17 19:47	7110818	JG
Dibromomethane	ND	12	ug/kg dry	EPA 8260B		1	11/29/17 11:00	11/29/17 19:47	7110818	JG
1,2-Dichlorobenzene	ND	12	ug/kg dry	EPA 8260B		1	11/29/17 11:00	11/29/17 19:47	7110818	JG
1,3-Dichlorobenzene	ND	12	ug/kg dry	EPA 8260B		1	11/29/17 11:00	11/29/17 19:47	7110818	JG
1,4-Dichlorobenzene	ND	12	ug/kg dry	EPA 8260B		1	11/29/17 11:00	11/29/17 19:47	7110818	JG
Dichlorodifluoromethane	ND	12	ug/kg dry	EPA 8260B		1	11/29/17 11:00	11/29/17 19:47	7110818	JG
1,1-Dichloroethane	ND	5.8	ug/kg dry	EPA 8260B		1	11/29/17 11:00	11/29/17 19:47	7110818	JG
1,2-Dichloroethane	ND	5.8	ug/kg dry	EPA 8260B		1	11/29/17 11:00	11/29/17 19:47	7110818	JG
1,1-Dichloroethene	ND	5.8	ug/kg dry	EPA 8260B		1	11/29/17 11:00	11/29/17 19:47	7110818	JG
cis-1,2-Dichloroethene	ND	5.8	ug/kg dry	EPA 8260B		1	11/29/17 11:00	11/29/17 19:47	7110818	JG
trans-1,2-Dichloroethene	ND	5.8	ug/kg dry	EPA 8260B		1	11/29/17 11:00	11/29/17 19:47	7110818	JG

PACE ANALYTICAL SERVICES, LLC.

Environmental Monitoring & Laboratory Analysis
110 Technology Parkway, Peachtree Corners, GA 30092
(770) 734-4200 FAX (770) 734-4201

WENCK Associates
1080 Holcomb Bridge Road, Building 100, S
Roswell GA, 30076
Attention: Ms. Katie T. Ross

December 05, 2017

Report No.: AAK0850
Client ID: HA-62@6'
Date/Time Sampled: 11/27/2017 12:30:00PM
Matrix: Soil

Project: AMC Dalton
Lab Number ID: AAK0850-01
Date/Time Received: 11/28/2017 3:00:00PM

Analyte	Result	RL	Units	Method	Qual.	DF	Preparation Date	Analytical Date	Batch	Init.
Volatile Organic Compounds by EPA 8260										
1,2-Dichloropropane	ND	5.8	ug/kg dry	EPA 8260B		1	11/29/17 11:00	11/29/17 19:47	7110818	JG
1,3-Dichloropropane	ND	5.8	ug/kg dry	EPA 8260B		1	11/29/17 11:00	11/29/17 19:47	7110818	JG
2,2-Dichloropropane	ND	12	ug/kg dry	EPA 8260B		1	11/29/17 11:00	11/29/17 19:47	7110818	JG
1,1-Dichloropropene	ND	12	ug/kg dry	EPA 8260B		1	11/29/17 11:00	11/29/17 19:47	7110818	JG
cis-1,3-Dichloropropene	ND	5.8	ug/kg dry	EPA 8260B		1	11/29/17 11:00	11/29/17 19:47	7110818	JG
trans-1,3-Dichloropropene	ND	5.8	ug/kg dry	EPA 8260B		1	11/29/17 11:00	11/29/17 19:47	7110818	JG
Ethylbenzene	ND	5.8	ug/kg dry	EPA 8260B		1	11/29/17 11:00	11/29/17 19:47	7110818	JG
Isopropylbenzene	ND	12	ug/kg dry	EPA 8260B		1	11/29/17 11:00	11/29/17 19:47	7110818	JG
p-Isopropyltoluene	ND	12	ug/kg dry	EPA 8260B		1	11/29/17 11:00	11/29/17 19:47	7110818	JG
Methyl Butyl Ketone (2-Hexanone)	ND	58	ug/kg dry	EPA 8260B		1	11/29/17 11:00	11/29/17 19:47	7110818	JG
Methylene Chloride	ND	12	ug/kg dry	EPA 8260B		1	11/29/17 11:00	11/29/17 19:47	7110818	JG
Methyl Ethyl Ketone (2-Butanone)	ND	120	ug/kg dry	EPA 8260B		1	11/29/17 11:00	11/29/17 19:47	7110818	JG
4-Methyl-2-pentanone (MIBK)	ND	58	ug/kg dry	EPA 8260B		1	11/29/17 11:00	11/29/17 19:47	7110818	JG
Naphthalene	ND	12	ug/kg dry	EPA 8260B		1	11/29/17 11:00	11/29/17 19:47	7110818	JG
n-Propylbenzene	ND	12	ug/kg dry	EPA 8260B		1	11/29/17 11:00	11/29/17 19:47	7110818	JG
Styrene	ND	5.8	ug/kg dry	EPA 8260B		1	11/29/17 11:00	11/29/17 19:47	7110818	JG
1,1,1,2-Tetrachloroethane	ND	12	ug/kg dry	EPA 8260B		1	11/29/17 11:00	11/29/17 19:47	7110818	JG
1,1,2,2-Tetrachloroethane	ND	5.8	ug/kg dry	EPA 8260B		1	11/29/17 11:00	11/29/17 19:47	7110818	JG
Tetrachloroethene	74000	6400	ug/kg dry	EPA 8260B		1000	11/29/17 11:00	11/30/17 14:13	7110818	JG
Toluene	ND	5.8	ug/kg dry	EPA 8260B		1	11/29/17 11:00	11/29/17 19:47	7110818	JG
1,2,3-Trichlorobenzene	ND	12	ug/kg dry	EPA 8260B		1	11/29/17 11:00	11/29/17 19:47	7110818	JG
1,2,4-Trichlorobenzene	ND	12	ug/kg dry	EPA 8260B		1	11/29/17 11:00	11/29/17 19:47	7110818	JG
1,1,1-Trichloroethane	ND	5.8	ug/kg dry	EPA 8260B		1	11/29/17 11:00	11/29/17 19:47	7110818	JG
1,1,2-Trichloroethane	ND	5.8	ug/kg dry	EPA 8260B		1	11/29/17 11:00	11/29/17 19:47	7110818	JG
Trichloroethene	ND	5.8	ug/kg dry	EPA 8260B		1	11/29/17 11:00	11/29/17 19:47	7110818	JG
Trichlorofluoromethane	ND	12	ug/kg dry	EPA 8260B		1	11/29/17 11:00	11/29/17 19:47	7110818	JG
1,2,3-Trichloropropane	ND	12	ug/kg dry	EPA 8260B		1	11/29/17 11:00	11/29/17 19:47	7110818	JG
1,2,4-Trimethylbenzene	ND	12	ug/kg dry	EPA 8260B		1	11/29/17 11:00	11/29/17 19:47	7110818	JG
1,3,5-Trimethylbenzene	ND	12	ug/kg dry	EPA 8260B		1	11/29/17 11:00	11/29/17 19:47	7110818	JG
Vinyl Acetate	ND	12	ug/kg dry	EPA 8260B		1	11/29/17 11:00	11/29/17 19:47	7110818	JG
Vinyl Chloride	ND	12	ug/kg dry	EPA 8260B		1	11/29/17 11:00	11/29/17 19:47	7110818	JG
m+p-Xylene	ND	5.8	ug/kg dry	EPA 8260B		1	11/29/17 11:00	11/29/17 19:47	7110818	JG
o-Xylene	ND	5.8	ug/kg dry	EPA 8260B		1	11/29/17 11:00	11/29/17 19:47	7110818	JG
Xylenes, total	ND	5.8	ug/kg dry	EPA 8260B		1	11/29/17 11:00	11/29/17 19:47	7110818	JG
Surrogate: Dibromofluoromethane	*92 %*	*80-121*		*EPA 8260B*			*11/29/17 11:00*	*11/29/17 19:47*	*7110818*	
Surrogate: Dibromofluoromethane	*94 %*	*80-121*		*EPA 8260B*			*11/29/17 11:00*	*11/30/17 14:13*	*7110818*	

PACE ANALYTICAL SERVICES, LLC.

Environmental Monitoring & Laboratory Analysis
110 Technology Parkway, Peachtree Corners, GA 30092
(770) 734-4200 FAX (770) 734-4201

WENCK Associates
1080 Holcomb Bridge Road, Building 100, S
Roswell GA, 30076
Attention: Ms. Katie T. Ross

December 05, 2017

Report No.: AAK0850
Client ID: HA-62@6'
Date/Time Sampled: 11/27/2017 12:30:00PM
Matrix: Soil

Project: AMC Dalton
Lab Number ID: AAK0850-01
Date/Time Received: 11/28/2017 3:00:00PM

Analyte	Result	RL	Units	Method	Qual.	DF	Preparation Date	Analytical Date	Batch	Init.
Volatile Organic Compounds by EPA 8260										
Surrogate: 1,2-Dichloroethane-d4	*105 %*	*70-131*		*EPA 8260B*			*11/29/17 11:00*	*11/30/17 14:13*	*7110818*	
Surrogate: 1,2-Dichloroethane-d4	*107 %*	*70-131*		*EPA 8260B*			*11/29/17 11:00*	*11/29/17 19:47*	*7110818*	
Surrogate: Toluene-d8	*98 %*	*79-120*		*EPA 8260B*			*11/29/17 11:00*	*11/30/17 14:13*	*7110818*	
Surrogate: Toluene-d8	*108 %*	*79-120*		*EPA 8260B*			*11/29/17 11:00*	*11/29/17 19:47*	*7110818*	
Surrogate: 4-Bromofluorobenzene	*103 %*	*80-121*		*EPA 8260B*			*11/29/17 11:00*	*11/30/17 14:13*	*7110818*	
Surrogate: 4-Bromofluorobenzene	*99 %*	*80-121*		*EPA 8260B*			*11/29/17 11:00*	*11/29/17 19:47*	*7110818*	

PACE ANALYTICAL SERVICES, LLC.

Environmental Monitoring & Laboratory Analysis
110 Technology Parkway, Peachtree Corners, GA 30092
(770) 734-4200 FAX (770) 734-4201

WENCK Associates
1080 Holcomb Bridge Road, Building 100, S
Roswell GA, 30076
Attention: Ms. Katie T. Ross

December 05, 2017

Report No.: AAK0850
Client ID: HA-62@18'
Date/Time Sampled: 11/27/2017 12:45:00PM
Matrix: Soil

Project: AMC Dalton
Lab Number ID: AAK0850-02
Date/Time Received: 11/28/2017 3:00:00PM

Analyte	Result	RL	Units	Method	Qual.	DF	Preparation Date	Analytical Date	Batch	Init.
General Chemistry										
% Solids	76.0	0.04	% by Weight	SOP Moisture		1	11/29/17 12:00	11/29/17 12:00	7110806	JPT
Volatile Organic Compounds by EPA 8260										
Acetone	ND	98	ug/kg dry	EPA 8260B		1	11/29/17 11:00	11/29/17 20:17	7110818	JG
Acrolein	ND	49	ug/kg dry	EPA 8260B		1	11/29/17 11:00	11/29/17 20:17	7110818	JG
Acrylonitrile	ND	49	ug/kg dry	EPA 8260B		1	11/29/17 11:00	11/29/17 20:17	7110818	JG
Benzene	ND	4.9	ug/kg dry	EPA 8260B		1	11/29/17 11:00	11/29/17 20:17	7110818	JG
Bromobenzene	ND	9.8	ug/kg dry	EPA 8260B		1	11/29/17 11:00	11/29/17 20:17	7110818	JG
Bromochloromethane	ND	9.8	ug/kg dry	EPA 8260B		1	11/29/17 11:00	11/29/17 20:17	7110818	JG
Bromodichloromethane	ND	9.8	ug/kg dry	EPA 8260B		1	11/29/17 11:00	11/29/17 20:17	7110818	JG
Bromoform	ND	9.8	ug/kg dry	EPA 8260B		1	11/29/17 11:00	11/29/17 20:17	7110818	JG
Bromomethane	ND	9.8	ug/kg dry	EPA 8260B		1	11/29/17 11:00	11/29/17 20:17	7110818	JG
n-Butylbenzene	ND	9.8	ug/kg dry	EPA 8260B		1	11/29/17 11:00	11/29/17 20:17	7110818	JG
sec-Butylbenzene	ND	9.8	ug/kg dry	EPA 8260B		1	11/29/17 11:00	11/29/17 20:17	7110818	JG
tert-Butylbenzene	ND	9.8	ug/kg dry	EPA 8260B		1	11/29/17 11:00	11/29/17 20:17	7110818	JG
Carbon Disulfide	ND	9.8	ug/kg dry	EPA 8260B		1	11/29/17 11:00	11/29/17 20:17	7110818	JG
Carbon Tetrachloride	ND	4.9	ug/kg dry	EPA 8260B		1	11/29/17 11:00	11/29/17 20:17	7110818	JG
Chlorobenzene	ND	9.8	ug/kg dry	EPA 8260B		1	11/29/17 11:00	11/29/17 20:17	7110818	JG
Chloroethane	ND	4.9	ug/kg dry	EPA 8260B		1	11/29/17 11:00	11/29/17 20:17	7110818	JG
Chloroform	ND	4.9	ug/kg dry	EPA 8260B		1	11/29/17 11:00	11/29/17 20:17	7110818	JG
Chloromethane	ND	9.8	ug/kg dry	EPA 8260B		1	11/29/17 11:00	11/29/17 20:17	7110818	JG
2-Chlorotoluene	ND	9.8	ug/kg dry	EPA 8260B		1	11/29/17 11:00	11/29/17 20:17	7110818	JG
4-Chlorotoluene	ND	9.8	ug/kg dry	EPA 8260B		1	11/29/17 11:00	11/29/17 20:17	7110818	JG
Dibromochloromethane	ND	4.9	ug/kg dry	EPA 8260B		1	11/29/17 11:00	11/29/17 20:17	7110818	JG
1,2-Dibromo-3-chloropropane	ND	9.8	ug/kg dry	EPA 8260B		1	11/29/17 11:00	11/29/17 20:17	7110818	JG
1,2-Dibromoethane	ND	9.8	ug/kg dry	EPA 8260B		1	11/29/17 11:00	11/29/17 20:17	7110818	JG
Dibromomethane	ND	9.8	ug/kg dry	EPA 8260B		1	11/29/17 11:00	11/29/17 20:17	7110818	JG
1,2-Dichlorobenzene	ND	9.8	ug/kg dry	EPA 8260B		1	11/29/17 11:00	11/29/17 20:17	7110818	JG
1,3-Dichlorobenzene	ND	9.8	ug/kg dry	EPA 8260B		1	11/29/17 11:00	11/29/17 20:17	7110818	JG
1,4-Dichlorobenzene	ND	9.8	ug/kg dry	EPA 8260B		1	11/29/17 11:00	11/29/17 20:17	7110818	JG
Dichlorodifluoromethane	ND	9.8	ug/kg dry	EPA 8260B		1	11/29/17 11:00	11/29/17 20:17	7110818	JG
1,1-Dichloroethane	ND	4.9	ug/kg dry	EPA 8260B		1	11/29/17 11:00	11/29/17 20:17	7110818	JG
1,2-Dichloroethane	ND	4.9	ug/kg dry	EPA 8260B		1	11/29/17 11:00	11/29/17 20:17	7110818	JG
1,1-Dichloroethene	ND	4.9	ug/kg dry	EPA 8260B		1	11/29/17 11:00	11/29/17 20:17	7110818	JG
cis-1,2-Dichloroethene	ND	4.9	ug/kg dry	EPA 8260B		1	11/29/17 11:00	11/29/17 20:17	7110818	JG
trans-1,2-Dichloroethene	ND	4.9	ug/kg dry	EPA 8260B		1	11/29/17 11:00	11/29/17 20:17	7110818	JG

PACE ANALYTICAL SERVICES, LLC.

Environmental Monitoring & Laboratory Analysis
110 Technology Parkway, Peachtree Corners, GA 30092
(770) 734-4200 FAX (770) 734-4201

WENCK Associates
1080 Holcomb Bridge Road, Building 100, S
Roswell GA, 30076
Attention: Ms. Katie T. Ross

December 05, 2017

Report No.: AAK0850
Client ID: HA-62@18'
Date/Time Sampled: 11/27/2017 12:45:00PM
Matrix: Soil

Project: AMC Dalton
Lab Number ID: AAK0850-02
Date/Time Received: 11/28/2017 3:00:00PM

Analyte	Result	RL	Units	Method	Qual.	DF	Preparation Date	Analytical Date	Batch	Init.
Volatile Organic Compounds by EPA 8260										
1,2-Dichloropropane	ND	4.9	ug/kg dry	EPA 8260B		1	11/29/17 11:00	11/29/17 20:17	7110818	JG
1,3-Dichloropropane	ND	4.9	ug/kg dry	EPA 8260B		1	11/29/17 11:00	11/29/17 20:17	7110818	JG
2,2-Dichloropropane	ND	9.8	ug/kg dry	EPA 8260B		1	11/29/17 11:00	11/29/17 20:17	7110818	JG
1,1-Dichloropropene	ND	9.8	ug/kg dry	EPA 8260B		1	11/29/17 11:00	11/29/17 20:17	7110818	JG
cis-1,3-Dichloropropene	ND	4.9	ug/kg dry	EPA 8260B		1	11/29/17 11:00	11/29/17 20:17	7110818	JG
trans-1,3-Dichloropropene	ND	4.9	ug/kg dry	EPA 8260B		1	11/29/17 11:00	11/29/17 20:17	7110818	JG
Ethylbenzene	ND	4.9	ug/kg dry	EPA 8260B		1	11/29/17 11:00	11/29/17 20:17	7110818	JG
Isopropylbenzene	ND	9.8	ug/kg dry	EPA 8260B		1	11/29/17 11:00	11/29/17 20:17	7110818	JG
p-Isopropyltoluene	ND	9.8	ug/kg dry	EPA 8260B		1	11/29/17 11:00	11/29/17 20:17	7110818	JG
Methyl Butyl Ketone (2-Hexanone)	ND	49	ug/kg dry	EPA 8260B		1	11/29/17 11:00	11/29/17 20:17	7110818	JG
Methylene Chloride	ND	9.8	ug/kg dry	EPA 8260B		1	11/29/17 11:00	11/29/17 20:17	7110818	JG
Methyl Ethyl Ketone (2-Butanone)	ND	98	ug/kg dry	EPA 8260B		1	11/29/17 11:00	11/29/17 20:17	7110818	JG
4-Methyl-2-pentanone (MIBK)	ND	49	ug/kg dry	EPA 8260B		1	11/29/17 11:00	11/29/17 20:17	7110818	JG
Naphthalene	ND	9.8	ug/kg dry	EPA 8260B		1	11/29/17 11:00	11/29/17 20:17	7110818	JG
n-Propylbenzene	ND	9.8	ug/kg dry	EPA 8260B		1	11/29/17 11:00	11/29/17 20:17	7110818	JG
Styrene	ND	4.9	ug/kg dry	EPA 8260B		1	11/29/17 11:00	11/29/17 20:17	7110818	JG
1,1,1,2-Tetrachloroethane	ND	9.8	ug/kg dry	EPA 8260B		1	11/29/17 11:00	11/29/17 20:17	7110818	JG
1,1,2,2-Tetrachloroethane	ND	4.9	ug/kg dry	EPA 8260B		1	11/29/17 11:00	11/29/17 20:17	7110818	JG
Tetrachloroethene	4900	4700	ug/kg dry	EPA 8260B		1000	11/29/17 11:00	11/30/17 14:43	7110818	JG
Toluene	ND	4.9	ug/kg dry	EPA 8260B		1	11/29/17 11:00	11/29/17 20:17	7110818	JG
1,2,3-Trichlorobenzene	ND	9.8	ug/kg dry	EPA 8260B		1	11/29/17 11:00	11/29/17 20:17	7110818	JG
1,2,4-Trichlorobenzene	ND	9.8	ug/kg dry	EPA 8260B		1	11/29/17 11:00	11/29/17 20:17	7110818	JG
1,1,1-Trichloroethane	ND	4.9	ug/kg dry	EPA 8260B		1	11/29/17 11:00	11/29/17 20:17	7110818	JG
1,1,2-Trichloroethane	ND	4.9	ug/kg dry	EPA 8260B		1	11/29/17 11:00	11/29/17 20:17	7110818	JG
Trichloroethene	ND	4.9	ug/kg dry	EPA 8260B		1	11/29/17 11:00	11/29/17 20:17	7110818	JG
Trichlorofluoromethane	ND	9.8	ug/kg dry	EPA 8260B		1	11/29/17 11:00	11/29/17 20:17	7110818	JG
1,2,3-Trichloropropane	ND	9.8	ug/kg dry	EPA 8260B		1	11/29/17 11:00	11/29/17 20:17	7110818	JG
1,2,4-Trimethylbenzene	ND	9.8	ug/kg dry	EPA 8260B		1	11/29/17 11:00	11/29/17 20:17	7110818	JG
1,3,5-Trimethylbenzene	ND	9.8	ug/kg dry	EPA 8260B		1	11/29/17 11:00	11/29/17 20:17	7110818	JG
Vinyl Acetate	ND	9.8	ug/kg dry	EPA 8260B		1	11/29/17 11:00	11/29/17 20:17	7110818	JG
Vinyl Chloride	ND	9.8	ug/kg dry	EPA 8260B		1	11/29/17 11:00	11/29/17 20:17	7110818	JG
m+p-Xylene	ND	4.9	ug/kg dry	EPA 8260B		1	11/29/17 11:00	11/29/17 20:17	7110818	JG
o-Xylene	ND	4.9	ug/kg dry	EPA 8260B		1	11/29/17 11:00	11/29/17 20:17	7110818	JG
Xylenes, total	ND	4.9	ug/kg dry	EPA 8260B		1	11/29/17 11:00	11/29/17 20:17	7110818	JG
Surrogate: Dibromofluoromethane	*93 %*	*80-121*		*EPA 8260B*			*11/29/17 11:00*	*11/29/17 20:17*	*7110818*	
Surrogate: Dibromofluoromethane	*94 %*	*80-121*		*EPA 8260B*			*11/29/17 11:00*	*11/30/17 14:43*	*7110818*	

PACE ANALYTICAL SERVICES, LLC.

Environmental Monitoring & Laboratory Analysis
110 Technology Parkway, Peachtree Corners, GA 30092
(770) 734-4200 FAX (770) 734-4201

WENCK Associates
1080 Holcomb Bridge Road, Building 100, S
Roswell GA, 30076
Attention: Ms. Katie T. Ross

December 05, 2017

Report No.: AAK0850
Client ID: HA-62@18'
Date/Time Sampled: 11/27/2017 12:45:00PM
Matrix: Soil

Project: AMC Dalton
Lab Number ID: AAK0850-02
Date/Time Received: 11/28/2017 3:00:00PM

Analyte	Result	RL	Units	Method	Qual.	DF	Preparation Date	Analytical Date	Batch	Init.
Volatile Organic Compounds by EPA 8260										
Surrogate: 1,2-Dichloroethane-d4	*104 %*	*70-131*		*EPA 8260B*			*11/29/17 11:00*	*11/30/17 14:43*	*7110818*	
Surrogate: 1,2-Dichloroethane-d4	*107 %*	*70-131*		*EPA 8260B*			*11/29/17 11:00*	*11/29/17 20:17*	*7110818*	
Surrogate: Toluene-d8	*98 %*	*79-120*		*EPA 8260B*			*11/29/17 11:00*	*11/30/17 14:43*	*7110818*	
Surrogate: Toluene-d8	*97 %*	*79-120*		*EPA 8260B*			*11/29/17 11:00*	*11/29/17 20:17*	*7110818*	
Surrogate: 4-Bromofluorobenzene	*108 %*	*80-121*		*EPA 8260B*			*11/29/17 11:00*	*11/30/17 14:43*	*7110818*	
Surrogate: 4-Bromofluorobenzene	*104 %*	*80-121*		*EPA 8260B*			*11/29/17 11:00*	*11/29/17 20:17*	*7110818*	

PACE ANALYTICAL SERVICES, LLC.

Environmental Monitoring & Laboratory Analysis
110 Technology Parkway, Peachtree Corners, GA 30092
(770) 734-4200 FAX (770) 734-4201

WENCK Associates
1080 Holcomb Bridge Road, Building 100, S
Roswell GA, 30076
Attention: Ms. Katie T. Ross

December 05, 2017

Report No.: AAK0850
Client ID: HA-61@17'
Date/Time Sampled: 11/27/2017 1:00:00PM
Matrix: Soil

Project: AMC Dalton
Lab Number ID: AAK0850-03
Date/Time Received: 11/28/2017 3:00:00PM

Analyte	Result	RL	Units	Method	Qual.	DF	Preparation Date	Analytical Date	Batch	Init.
General Chemistry										
% Solids	81.0	0.05	% by Weight	SOP Moisture		1	11/29/17 12:00	11/29/17 12:00	7110806	JPT
Volatile Organic Compounds by EPA 8260										
Acetone	ND	110	ug/kg dry	EPA 8260B		1	11/29/17 11:00	11/29/17 20:47	7110818	JG
Acrolein	ND	53	ug/kg dry	EPA 8260B		1	11/29/17 11:00	11/29/17 20:47	7110818	JG
Acrylonitrile	ND	53	ug/kg dry	EPA 8260B		1	11/29/17 11:00	11/29/17 20:47	7110818	JG
Benzene	ND	5.3	ug/kg dry	EPA 8260B		1	11/29/17 11:00	11/29/17 20:47	7110818	JG
Bromobenzene	ND	11	ug/kg dry	EPA 8260B		1	11/29/17 11:00	11/29/17 20:47	7110818	JG
Bromochloromethane	ND	11	ug/kg dry	EPA 8260B		1	11/29/17 11:00	11/29/17 20:47	7110818	JG
Bromodichloromethane	ND	11	ug/kg dry	EPA 8260B		1	11/29/17 11:00	11/29/17 20:47	7110818	JG
Bromoform	ND	11	ug/kg dry	EPA 8260B		1	11/29/17 11:00	11/29/17 20:47	7110818	JG
Bromomethane	ND	11	ug/kg dry	EPA 8260B		1	11/29/17 11:00	11/29/17 20:47	7110818	JG
n-Butylbenzene	ND	11	ug/kg dry	EPA 8260B		1	11/29/17 11:00	11/29/17 20:47	7110818	JG
sec-Butylbenzene	ND	11	ug/kg dry	EPA 8260B		1	11/29/17 11:00	11/29/17 20:47	7110818	JG
tert-Butylbenzene	ND	11	ug/kg dry	EPA 8260B		1	11/29/17 11:00	11/29/17 20:47	7110818	JG
Carbon Disulfide	ND	11	ug/kg dry	EPA 8260B		1	11/29/17 11:00	11/29/17 20:47	7110818	JG
Carbon Tetrachloride	ND	5.3	ug/kg dry	EPA 8260B		1	11/29/17 11:00	11/29/17 20:47	7110818	JG
Chlorobenzene	ND	11	ug/kg dry	EPA 8260B		1	11/29/17 11:00	11/29/17 20:47	7110818	JG
Chloroethane	ND	5.3	ug/kg dry	EPA 8260B		1	11/29/17 11:00	11/29/17 20:47	7110818	JG
Chloroform	ND	5.3	ug/kg dry	EPA 8260B		1	11/29/17 11:00	11/29/17 20:47	7110818	JG
Chloromethane	ND	11	ug/kg dry	EPA 8260B		1	11/29/17 11:00	11/29/17 20:47	7110818	JG
2-Chlorotoluene	ND	11	ug/kg dry	EPA 8260B		1	11/29/17 11:00	11/29/17 20:47	7110818	JG
4-Chlorotoluene	ND	11	ug/kg dry	EPA 8260B		1	11/29/17 11:00	11/29/17 20:47	7110818	JG
Dibromochloromethane	ND	5.3	ug/kg dry	EPA 8260B		1	11/29/17 11:00	11/29/17 20:47	7110818	JG
1,2-Dibromo-3-chloropropane	ND	11	ug/kg dry	EPA 8260B		1	11/29/17 11:00	11/29/17 20:47	7110818	JG
1,2-Dibromoethane	ND	11	ug/kg dry	EPA 8260B		1	11/29/17 11:00	11/29/17 20:47	7110818	JG
Dibromomethane	ND	11	ug/kg dry	EPA 8260B		1	11/29/17 11:00	11/29/17 20:47	7110818	JG
1,2-Dichlorobenzene	ND	11	ug/kg dry	EPA 8260B		1	11/29/17 11:00	11/29/17 20:47	7110818	JG
1,3-Dichlorobenzene	ND	11	ug/kg dry	EPA 8260B		1	11/29/17 11:00	11/29/17 20:47	7110818	JG
1,4-Dichlorobenzene	ND	11	ug/kg dry	EPA 8260B		1	11/29/17 11:00	11/29/17 20:47	7110818	JG
Dichlorodifluoromethane	ND	11	ug/kg dry	EPA 8260B		1	11/29/17 11:00	11/29/17 20:47	7110818	JG
1,1-Dichloroethane	ND	5.3	ug/kg dry	EPA 8260B		1	11/29/17 11:00	11/29/17 20:47	7110818	JG
1,2-Dichloroethane	ND	5.3	ug/kg dry	EPA 8260B		1	11/29/17 11:00	11/29/17 20:47	7110818	JG
1,1-Dichloroethene	ND	5.3	ug/kg dry	EPA 8260B		1	11/29/17 11:00	11/29/17 20:47	7110818	JG
cis-1,2-Dichloroethene	14	5.3	ug/kg dry	EPA 8260B		1	11/29/17 11:00	11/29/17 20:47	7110818	JG
trans-1,2-Dichloroethene	ND	5.3	ug/kg dry	EPA 8260B		1	11/29/17 11:00	11/29/17 20:47	7110818	JG

PACE ANALYTICAL SERVICES, LLC.

Environmental Monitoring & Laboratory Analysis
110 Technology Parkway, Peachtree Corners, GA 30092
(770) 734-4200 FAX (770) 734-4201

WENCK Associates
1080 Holcomb Bridge Road, Building 100, S
Roswell GA, 30076
Attention: Ms. Katie T. Ross

December 05, 2017

Report No.: AAK0850
Client ID: HA-61@17'
Date/Time Sampled: 11/27/2017 1:00:00PM
Matrix: Soil

Project: AMC Dalton
Lab Number ID: AAK0850-03
Date/Time Received: 11/28/2017 3:00:00PM

Analyte	Result	RL	Units	Method	Qual.	DF	Preparation Date	Analytical Date	Batch	Init.
Volatile Organic Compounds by EPA 8260										
1,2-Dichloropropane	ND	5.3	ug/kg dry	EPA 8260B		1	11/29/17 11:00	11/29/17 20:47	7110818	JG
1,3-Dichloropropane	ND	5.3	ug/kg dry	EPA 8260B		1	11/29/17 11:00	11/29/17 20:47	7110818	JG
2,2-Dichloropropane	ND	11	ug/kg dry	EPA 8260B		1	11/29/17 11:00	11/29/17 20:47	7110818	JG
1,1-Dichloropropene	ND	11	ug/kg dry	EPA 8260B		1	11/29/17 11:00	11/29/17 20:47	7110818	JG
cis-1,3-Dichloropropene	ND	5.3	ug/kg dry	EPA 8260B		1	11/29/17 11:00	11/29/17 20:47	7110818	JG
trans-1,3-Dichloropropene	ND	5.3	ug/kg dry	EPA 8260B		1	11/29/17 11:00	11/29/17 20:47	7110818	JG
Ethylbenzene	ND	5.3	ug/kg dry	EPA 8260B		1	11/29/17 11:00	11/29/17 20:47	7110818	JG
Isopropylbenzene	ND	11	ug/kg dry	EPA 8260B		1	11/29/17 11:00	11/29/17 20:47	7110818	JG
p-Isopropyltoluene	ND	11	ug/kg dry	EPA 8260B		1	11/29/17 11:00	11/29/17 20:47	7110818	JG
Methyl Butyl Ketone (2-Hexanone)	ND	53	ug/kg dry	EPA 8260B		1	11/29/17 11:00	11/29/17 20:47	7110818	JG
Methylene Chloride	ND	11	ug/kg dry	EPA 8260B		1	11/29/17 11:00	11/29/17 20:47	7110818	JG
Methyl Ethyl Ketone (2-Butanone)	ND	110	ug/kg dry	EPA 8260B		1	11/29/17 11:00	11/29/17 20:47	7110818	JG
4-Methyl-2-pentanone (MIBK)	ND	53	ug/kg dry	EPA 8260B		1	11/29/17 11:00	11/29/17 20:47	7110818	JG
Naphthalene	ND	11	ug/kg dry	EPA 8260B		1	11/29/17 11:00	11/29/17 20:47	7110818	JG
n-Propylbenzene	ND	11	ug/kg dry	EPA 8260B		1	11/29/17 11:00	11/29/17 20:47	7110818	JG
Styrene	ND	5.3	ug/kg dry	EPA 8260B		1	11/29/17 11:00	11/29/17 20:47	7110818	JG
1,1,1,2-Tetrachloroethane	ND	11	ug/kg dry	EPA 8260B		1	11/29/17 11:00	11/29/17 20:47	7110818	JG
1,1,2,2-Tetrachloroethane	ND	5.3	ug/kg dry	EPA 8260B		1	11/29/17 11:00	11/29/17 20:47	7110818	JG
Tetrachloroethene	650	560	ug/kg dry	EPA 8260B		100	11/29/17 11:00	11/30/17 15:13	7110818	JG
Toluene	ND	5.3	ug/kg dry	EPA 8260B		1	11/29/17 11:00	11/29/17 20:47	7110818	JG
1,2,3-Trichlorobenzene	ND	11	ug/kg dry	EPA 8260B		1	11/29/17 11:00	11/29/17 20:47	7110818	JG
1,2,4-Trichlorobenzene	ND	11	ug/kg dry	EPA 8260B		1	11/29/17 11:00	11/29/17 20:47	7110818	JG
1,1,1-Trichloroethane	ND	5.3	ug/kg dry	EPA 8260B		1	11/29/17 11:00	11/29/17 20:47	7110818	JG
1,1,2-Trichloroethane	ND	5.3	ug/kg dry	EPA 8260B		1	11/29/17 11:00	11/29/17 20:47	7110818	JG
Trichloroethene	ND	5.3	ug/kg dry	EPA 8260B		1	11/29/17 11:00	11/29/17 20:47	7110818	JG
Trichlorofluoromethane	ND	11	ug/kg dry	EPA 8260B		1	11/29/17 11:00	11/29/17 20:47	7110818	JG
1,2,3-Trichloropropane	ND	11	ug/kg dry	EPA 8260B		1	11/29/17 11:00	11/29/17 20:47	7110818	JG
1,2,4-Trimethylbenzene	ND	11	ug/kg dry	EPA 8260B		1	11/29/17 11:00	11/29/17 20:47	7110818	JG
1,3,5-Trimethylbenzene	ND	11	ug/kg dry	EPA 8260B		1	11/29/17 11:00	11/29/17 20:47	7110818	JG
Vinyl Acetate	ND	11	ug/kg dry	EPA 8260B		1	11/29/17 11:00	11/29/17 20:47	7110818	JG
Vinyl Chloride	ND	11	ug/kg dry	EPA 8260B		1	11/29/17 11:00	11/29/17 20:47	7110818	JG
m+p-Xylene	ND	5.3	ug/kg dry	EPA 8260B		1	11/29/17 11:00	11/29/17 20:47	7110818	JG
o-Xylene	ND	5.3	ug/kg dry	EPA 8260B		1	11/29/17 11:00	11/29/17 20:47	7110818	JG
Xylenes, total	ND	5.3	ug/kg dry	EPA 8260B		1	11/29/17 11:00	11/29/17 20:47	7110818	JG
Surrogate: Dibromofluoromethane	*93 %*	*80-121*		*EPA 8260B*			*11/29/17 11:00*	*11/29/17 20:47*	*7110818*	
Surrogate: Dibromofluoromethane	*90 %*	*80-121*		*EPA 8260B*			*11/29/17 11:00*	*11/30/17 15:13*	*7110818*	

PACE ANALYTICAL SERVICES, LLC.

Environmental Monitoring & Laboratory Analysis
110 Technology Parkway, Peachtree Corners, GA 30092
(770) 734-4200 FAX (770) 734-4201

WENCK Associates
1080 Holcomb Bridge Road, Building 100, S
Roswell GA, 30076
Attention: Ms. Katie T. Ross

December 05, 2017

Report No.: AAK0850
Client ID: HA-61@17'
Date/Time Sampled: 11/27/2017 1:00:00PM
Matrix: Soil

Project: AMC Dalton
Lab Number ID: AAK0850-03
Date/Time Received: 11/28/2017 3:00:00PM

Analyte	Result	RL	Units	Method	Qual.	DF	Preparation Date	Analytical Date	Batch	Init.
Volatile Organic Compounds by EPA 8260										
Surrogate: 1,2-Dichloroethane-d4	*103 %*	*70-131*		*EPA 8260B*			*11/29/17 11:00*	*11/30/17 15:13*	*7110818*	
Surrogate: 1,2-Dichloroethane-d4	*104 %*	*70-131*		*EPA 8260B*			*11/29/17 11:00*	*11/29/17 20:47*	*7110818*	
Surrogate: Toluene-d8	*98 %*	*79-120*		*EPA 8260B*			*11/29/17 11:00*	*11/30/17 15:13*	*7110818*	
Surrogate: Toluene-d8	*97 %*	*79-120*		*EPA 8260B*			*11/29/17 11:00*	*11/29/17 20:47*	*7110818*	
Surrogate: 4-Bromofluorobenzene	*108 %*	*80-121*		*EPA 8260B*			*11/29/17 11:00*	*11/30/17 15:13*	*7110818*	
Surrogate: 4-Bromofluorobenzene	*104 %*	*80-121*		*EPA 8260B*			*11/29/17 11:00*	*11/29/17 20:47*	*7110818*	

PACE ANALYTICAL SERVICES, LLC.

Environmental Monitoring & Laboratory Analysis
110 Technology Parkway, Peachtree Corners, GA 30092
(770) 734-4200 FAX (770) 734-4201

WENCK Associates
1080 Holcomb Bridge Road, Building 100, S
Roswell GA, 30076
Attention: Ms. Katie T. Ross

December 05, 2017

Report No.: AAK0850
Client ID: HA-60@16'
Date/Time Sampled: 11/27/2017 4:50:00PM
Matrix: Soil

Project: AMC Dalton
Lab Number ID: AAK0850-04
Date/Time Received: 11/28/2017 3:00:00PM

Analyte	Result	RL	Units	Method	Qual.	DF	Preparation Date	Analytical Date	Batch	Init.
General Chemistry										
% Solids	84.5	0.04	% by Weight	SOP Moisture		1	11/29/17 12:00	11/29/17 12:00	7110806	JPT
Volatile Organic Compounds by EPA 8260										
Acetone	ND	83	ug/kg dry	EPA 8260B		1	11/29/17 11:00	11/29/17 21:17	7110818	JG
Acrolein	ND	42	ug/kg dry	EPA 8260B		1	11/29/17 11:00	11/29/17 21:17	7110818	JG
Acrylonitrile	ND	42	ug/kg dry	EPA 8260B		1	11/29/17 11:00	11/29/17 21:17	7110818	JG
Benzene	ND	4.2	ug/kg dry	EPA 8260B		1	11/29/17 11:00	11/29/17 21:17	7110818	JG
Bromobenzene	ND	8.3	ug/kg dry	EPA 8260B		1	11/29/17 11:00	11/29/17 21:17	7110818	JG
Bromochloromethane	ND	8.3	ug/kg dry	EPA 8260B		1	11/29/17 11:00	11/29/17 21:17	7110818	JG
Bromodichloromethane	ND	8.3	ug/kg dry	EPA 8260B		1	11/29/17 11:00	11/29/17 21:17	7110818	JG
Bromoform	ND	8.3	ug/kg dry	EPA 8260B		1	11/29/17 11:00	11/29/17 21:17	7110818	JG
Bromomethane	ND	8.3	ug/kg dry	EPA 8260B		1	11/29/17 11:00	11/29/17 21:17	7110818	JG
n-Butylbenzene	ND	8.3	ug/kg dry	EPA 8260B		1	11/29/17 11:00	11/29/17 21:17	7110818	JG
sec-Butylbenzene	ND	8.3	ug/kg dry	EPA 8260B		1	11/29/17 11:00	11/29/17 21:17	7110818	JG
tert-Butylbenzene	ND	8.3	ug/kg dry	EPA 8260B		1	11/29/17 11:00	11/29/17 21:17	7110818	JG
Carbon Disulfide	ND	8.3	ug/kg dry	EPA 8260B		1	11/29/17 11:00	11/29/17 21:17	7110818	JG
Carbon Tetrachloride	ND	4.2	ug/kg dry	EPA 8260B		1	11/29/17 11:00	11/29/17 21:17	7110818	JG
Chlorobenzene	ND	8.3	ug/kg dry	EPA 8260B		1	11/29/17 11:00	11/29/17 21:17	7110818	JG
Chloroethane	ND	4.2	ug/kg dry	EPA 8260B		1	11/29/17 11:00	11/29/17 21:17	7110818	JG
Chloroform	ND	4.2	ug/kg dry	EPA 8260B		1	11/29/17 11:00	11/29/17 21:17	7110818	JG
Chloromethane	ND	8.3	ug/kg dry	EPA 8260B		1	11/29/17 11:00	11/29/17 21:17	7110818	JG
2-Chlorotoluene	ND	8.3	ug/kg dry	EPA 8260B		1	11/29/17 11:00	11/29/17 21:17	7110818	JG
4-Chlorotoluene	ND	8.3	ug/kg dry	EPA 8260B		1	11/29/17 11:00	11/29/17 21:17	7110818	JG
Dibromochloromethane	ND	4.2	ug/kg dry	EPA 8260B		1	11/29/17 11:00	11/29/17 21:17	7110818	JG
1,2-Dibromo-3-chloropropane	ND	8.3	ug/kg dry	EPA 8260B		1	11/29/17 11:00	11/29/17 21:17	7110818	JG
1,2-Dibromoethane	ND	8.3	ug/kg dry	EPA 8260B		1	11/29/17 11:00	11/29/17 21:17	7110818	JG
Dibromomethane	ND	8.3	ug/kg dry	EPA 8260B		1	11/29/17 11:00	11/29/17 21:17	7110818	JG
1,2-Dichlorobenzene	ND	8.3	ug/kg dry	EPA 8260B		1	11/29/17 11:00	11/29/17 21:17	7110818	JG
1,3-Dichlorobenzene	ND	8.3	ug/kg dry	EPA 8260B		1	11/29/17 11:00	11/29/17 21:17	7110818	JG
1,4-Dichlorobenzene	ND	8.3	ug/kg dry	EPA 8260B		1	11/29/17 11:00	11/29/17 21:17	7110818	JG
Dichlorodifluoromethane	ND	8.3	ug/kg dry	EPA 8260B		1	11/29/17 11:00	11/29/17 21:17	7110818	JG
1,1-Dichloroethane	ND	4.2	ug/kg dry	EPA 8260B		1	11/29/17 11:00	11/29/17 21:17	7110818	JG
1,2-Dichloroethane	ND	4.2	ug/kg dry	EPA 8260B		1	11/29/17 11:00	11/29/17 21:17	7110818	JG
1,1-Dichloroethene	ND	4.2	ug/kg dry	EPA 8260B		1	11/29/17 11:00	11/29/17 21:17	7110818	JG
cis-1,2-Dichloroethene	ND	4.2	ug/kg dry	EPA 8260B		1	11/29/17 11:00	11/29/17 21:17	7110818	JG
trans-1,2-Dichloroethene	ND	4.2	ug/kg dry	EPA 8260B		1	11/29/17 11:00	11/29/17 21:17	7110818	JG

PACE ANALYTICAL SERVICES, LLC.

Environmental Monitoring & Laboratory Analysis
110 Technology Parkway, Peachtree Corners, GA 30092
(770) 734-4200 FAX (770) 734-4201

WENCK Associates
1080 Holcomb Bridge Road, Building 100, S
Roswell GA, 30076
Attention: Ms. Katie T. Ross

December 05, 2017

Report No.: AAK0850
Client ID: HA-60@16'
Date/Time Sampled: 11/27/2017 4:50:00PM
Matrix: Soil

Project: AMC Dalton
Lab Number ID: AAK0850-04
Date/Time Received: 11/28/2017 3:00:00PM

Analyte	Result	RL	Units	Method	Qual.	DF	Preparation Date	Analytical Date	Batch	Init.
Volatile Organic Compounds by EPA 8260										
1,2-Dichloropropane	ND	4.2	ug/kg dry	EPA 8260B		1	11/29/17 11:00	11/29/17 21:17	7110818	JG
1,3-Dichloropropane	ND	4.2	ug/kg dry	EPA 8260B		1	11/29/17 11:00	11/29/17 21:17	7110818	JG
2,2-Dichloropropane	ND	8.3	ug/kg dry	EPA 8260B		1	11/29/17 11:00	11/29/17 21:17	7110818	JG
1,1-Dichloropropene	ND	8.3	ug/kg dry	EPA 8260B		1	11/29/17 11:00	11/29/17 21:17	7110818	JG
cis-1,3-Dichloropropene	ND	4.2	ug/kg dry	EPA 8260B		1	11/29/17 11:00	11/29/17 21:17	7110818	JG
trans-1,3-Dichloropropene	ND	4.2	ug/kg dry	EPA 8260B		1	11/29/17 11:00	11/29/17 21:17	7110818	JG
Ethylbenzene	ND	4.2	ug/kg dry	EPA 8260B		1	11/29/17 11:00	11/29/17 21:17	7110818	JG
Isopropylbenzene	ND	8.3	ug/kg dry	EPA 8260B		1	11/29/17 11:00	11/29/17 21:17	7110818	JG
p-Isopropyltoluene	ND	8.3	ug/kg dry	EPA 8260B		1	11/29/17 11:00	11/29/17 21:17	7110818	JG
Methyl Butyl Ketone (2-Hexanone)	ND	42	ug/kg dry	EPA 8260B		1	11/29/17 11:00	11/29/17 21:17	7110818	JG
Methylene Chloride	ND	8.3	ug/kg dry	EPA 8260B		1	11/29/17 11:00	11/29/17 21:17	7110818	JG
Methyl Ethyl Ketone (2-Butanone)	ND	83	ug/kg dry	EPA 8260B		1	11/29/17 11:00	11/29/17 21:17	7110818	JG
4-Methyl-2-pentanone (MIBK)	ND	42	ug/kg dry	EPA 8260B		1	11/29/17 11:00	11/29/17 21:17	7110818	JG
Naphthalene	ND	8.3	ug/kg dry	EPA 8260B		1	11/29/17 11:00	11/29/17 21:17	7110818	JG
n-Propylbenzene	ND	8.3	ug/kg dry	EPA 8260B		1	11/29/17 11:00	11/29/17 21:17	7110818	JG
Styrene	ND	4.2	ug/kg dry	EPA 8260B		1	11/29/17 11:00	11/29/17 21:17	7110818	JG
1,1,1,2-Tetrachloroethane	ND	8.3	ug/kg dry	EPA 8260B		1	11/29/17 11:00	11/29/17 21:17	7110818	JG
1,1,2,2-Tetrachloroethane	ND	4.2	ug/kg dry	EPA 8260B		1	11/29/17 11:00	11/29/17 21:17	7110818	JG
Tetrachloroethene	ND	4.2	ug/kg dry	EPA 8260B		1	11/29/17 11:00	11/29/17 21:17	7110818	JG
Toluene	ND	4.2	ug/kg dry	EPA 8260B		1	11/29/17 11:00	11/29/17 21:17	7110818	JG
1,2,3-Trichlorobenzene	ND	8.3	ug/kg dry	EPA 8260B		1	11/29/17 11:00	11/29/17 21:17	7110818	JG
1,2,4-Trichlorobenzene	ND	8.3	ug/kg dry	EPA 8260B		1	11/29/17 11:00	11/29/17 21:17	7110818	JG
1,1,1-Trichloroethane	ND	4.2	ug/kg dry	EPA 8260B		1	11/29/17 11:00	11/29/17 21:17	7110818	JG
1,1,2-Trichloroethane	ND	4.2	ug/kg dry	EPA 8260B		1	11/29/17 11:00	11/29/17 21:17	7110818	JG
Trichloroethene	ND	4.2	ug/kg dry	EPA 8260B		1	11/29/17 11:00	11/29/17 21:17	7110818	JG
Trichlorofluoromethane	ND	8.3	ug/kg dry	EPA 8260B		1	11/29/17 11:00	11/29/17 21:17	7110818	JG
1,2,3-Trichloropropane	ND	8.3	ug/kg dry	EPA 8260B		1	11/29/17 11:00	11/29/17 21:17	7110818	JG
1,2,4-Trimethylbenzene	ND	8.3	ug/kg dry	EPA 8260B		1	11/29/17 11:00	11/29/17 21:17	7110818	JG
1,3,5-Trimethylbenzene	ND	8.3	ug/kg dry	EPA 8260B		1	11/29/17 11:00	11/29/17 21:17	7110818	JG
Vinyl Acetate	ND	8.3	ug/kg dry	EPA 8260B		1	11/29/17 11:00	11/29/17 21:17	7110818	JG
Vinyl Chloride	ND	8.3	ug/kg dry	EPA 8260B		1	11/29/17 11:00	11/29/17 21:17	7110818	JG
m+p-Xylene	ND	4.2	ug/kg dry	EPA 8260B		1	11/29/17 11:00	11/29/17 21:17	7110818	JG
o-Xylene	ND	4.2	ug/kg dry	EPA 8260B		1	11/29/17 11:00	11/29/17 21:17	7110818	JG
Xylenes, total	ND	4.2	ug/kg dry	EPA 8260B		1	11/29/17 11:00	11/29/17 21:17	7110818	JG
Surrogate: Dibromofluoromethane	*93 %*	*80-121*		*EPA 8260B*			*11/29/17 11:00*	*11/29/17 21:17*	*7110818*	
Surrogate: 1,2-Dichloroethane-d4	*106 %*	*70-131*		*EPA 8260B*			*11/29/17 11:00*	*11/29/17 21:17*	*7110818*	

PACE ANALYTICAL SERVICES, LLC.

Environmental Monitoring & Laboratory Analysis
110 Technology Parkway, Peachtree Corners, GA 30092
(770) 734-4200 FAX (770) 734-4201

WENCK Associates
1080 Holcomb Bridge Road, Building 100, S
Roswell GA, 30076
Attention: Ms. Katie T. Ross

December 05, 2017

Report No.: AAK0850
Client ID: HA-60@16'
Date/Time Sampled: 11/27/2017 4:50:00PM
Matrix: Soil

Project: AMC Dalton
Lab Number ID: AAK0850-04
Date/Time Received: 11/28/2017 3:00:00PM

Analyte	Result	RL	Units	Method	Qual.	DF	Preparation Date	Analytical Date	Batch	Init.
Volatile Organic Compounds by EPA 8260										
Surrogate: Toluene-d8	*98 %*	*79-120*		*EPA 8260B*			*11/29/17 11:00*	*11/29/17 21:17*	*7110818*	
Surrogate: 4-Bromofluorobenzene	*108 %*	*80-121*		*EPA 8260B*			*11/29/17 11:00*	*11/29/17 21:17*	*7110818*	

PACE ANALYTICAL SERVICES, LLC.

Environmental Monitoring & Laboratory Analysis
110 Technology Parkway, Peachtree Corners, GA 30092
(770) 734-4200 FAX (770) 734-4201

WENCK Associates
1080 Holcomb Bridge Road, Building 100, S
Roswell GA, 30076
Attention: Ms. Katie T. Ross

December 05, 2017

Report No.: AAK0850
Client ID: HA-69@16'
Date/Time Sampled: 11/27/2017 5:00:00PM
Matrix: Soil

Project: AMC Dalton
Lab Number ID: AAK0850-05
Date/Time Received: 11/28/2017 3:00:00PM

Analyte	Result	RL	Units	Method	Qual.	DF	Preparation Date	Analytical Date	Batch	Init.
General Chemistry										
% Solids	90.4	0.04	% by Weight	SOP Moisture		1	11/29/17 12:00	11/29/17 12:00	7110806	JPT
Volatile Organic Compounds by EPA 8260										
Acetone	ND	87	ug/kg dry	EPA 8260B		1	11/29/17 11:00	11/29/17 21:46	7110818	JG
Acrolein	ND	44	ug/kg dry	EPA 8260B		1	11/29/17 11:00	11/29/17 21:46	7110818	JG
Acrylonitrile	ND	44	ug/kg dry	EPA 8260B		1	11/29/17 11:00	11/29/17 21:46	7110818	JG
Benzene	ND	4.4	ug/kg dry	EPA 8260B		1	11/29/17 11:00	11/29/17 21:46	7110818	JG
Bromobenzene	ND	8.7	ug/kg dry	EPA 8260B		1	11/29/17 11:00	11/29/17 21:46	7110818	JG
Bromochloromethane	ND	8.7	ug/kg dry	EPA 8260B		1	11/29/17 11:00	11/29/17 21:46	7110818	JG
Bromodichloromethane	ND	8.7	ug/kg dry	EPA 8260B		1	11/29/17 11:00	11/29/17 21:46	7110818	JG
Bromoform	ND	8.7	ug/kg dry	EPA 8260B		1	11/29/17 11:00	11/29/17 21:46	7110818	JG
Bromomethane	ND	8.7	ug/kg dry	EPA 8260B		1	11/29/17 11:00	11/29/17 21:46	7110818	JG
n-Butylbenzene	ND	8.7	ug/kg dry	EPA 8260B		1	11/29/17 11:00	11/29/17 21:46	7110818	JG
sec-Butylbenzene	ND	8.7	ug/kg dry	EPA 8260B		1	11/29/17 11:00	11/29/17 21:46	7110818	JG
tert-Butylbenzene	ND	8.7	ug/kg dry	EPA 8260B		1	11/29/17 11:00	11/29/17 21:46	7110818	JG
Carbon Disulfide	ND	8.7	ug/kg dry	EPA 8260B		1	11/29/17 11:00	11/29/17 21:46	7110818	JG
Carbon Tetrachloride	ND	4.4	ug/kg dry	EPA 8260B		1	11/29/17 11:00	11/29/17 21:46	7110818	JG
Chlorobenzene	ND	8.7	ug/kg dry	EPA 8260B		1	11/29/17 11:00	11/29/17 21:46	7110818	JG
Chloroethane	ND	4.4	ug/kg dry	EPA 8260B		1	11/29/17 11:00	11/29/17 21:46	7110818	JG
Chloroform	ND	4.4	ug/kg dry	EPA 8260B		1	11/29/17 11:00	11/29/17 21:46	7110818	JG
Chloromethane	ND	8.7	ug/kg dry	EPA 8260B		1	11/29/17 11:00	11/29/17 21:46	7110818	JG
2-Chlorotoluene	ND	8.7	ug/kg dry	EPA 8260B		1	11/29/17 11:00	11/29/17 21:46	7110818	JG
4-Chlorotoluene	ND	8.7	ug/kg dry	EPA 8260B		1	11/29/17 11:00	11/29/17 21:46	7110818	JG
Dibromochloromethane	ND	4.4	ug/kg dry	EPA 8260B		1	11/29/17 11:00	11/29/17 21:46	7110818	JG
1,2-Dibromo-3-chloropropane	ND	8.7	ug/kg dry	EPA 8260B		1	11/29/17 11:00	11/29/17 21:46	7110818	JG
1,2-Dibromoethane	ND	8.7	ug/kg dry	EPA 8260B		1	11/29/17 11:00	11/29/17 21:46	7110818	JG
Dibromomethane	ND	8.7	ug/kg dry	EPA 8260B		1	11/29/17 11:00	11/29/17 21:46	7110818	JG
1,2-Dichlorobenzene	ND	8.7	ug/kg dry	EPA 8260B		1	11/29/17 11:00	11/29/17 21:46	7110818	JG
1,3-Dichlorobenzene	ND	8.7	ug/kg dry	EPA 8260B		1	11/29/17 11:00	11/29/17 21:46	7110818	JG
1,4-Dichlorobenzene	ND	8.7	ug/kg dry	EPA 8260B		1	11/29/17 11:00	11/29/17 21:46	7110818	JG
Dichlorodifluoromethane	ND	8.7	ug/kg dry	EPA 8260B		1	11/29/17 11:00	11/29/17 21:46	7110818	JG
1,1-Dichloroethane	ND	4.4	ug/kg dry	EPA 8260B		1	11/29/17 11:00	11/29/17 21:46	7110818	JG
1,2-Dichloroethane	ND	4.4	ug/kg dry	EPA 8260B		1	11/29/17 11:00	11/29/17 21:46	7110818	JG
1,1-Dichloroethene	ND	4.4	ug/kg dry	EPA 8260B		1	11/29/17 11:00	11/29/17 21:46	7110818	JG
cis-1,2-Dichloroethene	ND	4.4	ug/kg dry	EPA 8260B		1	11/29/17 11:00	11/29/17 21:46	7110818	JG
trans-1,2-Dichloroethene	ND	4.4	ug/kg dry	EPA 8260B		1	11/29/17 11:00	11/29/17 21:46	7110818	JG

PACE ANALYTICAL SERVICES, LLC.

Environmental Monitoring & Laboratory Analysis
110 Technology Parkway, Peachtree Corners, GA 30092
(770) 734-4200 FAX (770) 734-4201

WENCK Associates
1080 Holcomb Bridge Road, Building 100, S
Roswell GA, 30076
Attention: Ms. Katie T. Ross

December 05, 2017

Report No.: AAK0850
Client ID: HA-69@16'
Date/Time Sampled: 11/27/2017 5:00:00PM
Matrix: Soil

Project: AMC Dalton
Lab Number ID: AAK0850-05
Date/Time Received: 11/28/2017 3:00:00PM

Analyte	Result	RL	Units	Method	Qual.	DF	Preparation Date	Analytical Date	Batch	Init.
Volatile Organic Compounds by EPA 8260										
1,2-Dichloropropane	ND	4.4	ug/kg dry	EPA 8260B		1	11/29/17 11:00	11/29/17 21:46	7110818	JG
1,3-Dichloropropane	ND	4.4	ug/kg dry	EPA 8260B		1	11/29/17 11:00	11/29/17 21:46	7110818	JG
2,2-Dichloropropane	ND	8.7	ug/kg dry	EPA 8260B		1	11/29/17 11:00	11/29/17 21:46	7110818	JG
1,1-Dichloropropene	ND	8.7	ug/kg dry	EPA 8260B		1	11/29/17 11:00	11/29/17 21:46	7110818	JG
cis-1,3-Dichloropropene	ND	4.4	ug/kg dry	EPA 8260B		1	11/29/17 11:00	11/29/17 21:46	7110818	JG
trans-1,3-Dichloropropene	ND	4.4	ug/kg dry	EPA 8260B		1	11/29/17 11:00	11/29/17 21:46	7110818	JG
Ethylbenzene	ND	4.4	ug/kg dry	EPA 8260B		1	11/29/17 11:00	11/29/17 21:46	7110818	JG
Isopropylbenzene	ND	8.7	ug/kg dry	EPA 8260B		1	11/29/17 11:00	11/29/17 21:46	7110818	JG
p-Isopropyltoluene	ND	8.7	ug/kg dry	EPA 8260B		1	11/29/17 11:00	11/29/17 21:46	7110818	JG
Methyl Butyl Ketone (2-Hexanone)	ND	44	ug/kg dry	EPA 8260B		1	11/29/17 11:00	11/29/17 21:46	7110818	JG
Methylene Chloride	ND	8.7	ug/kg dry	EPA 8260B		1	11/29/17 11:00	11/29/17 21:46	7110818	JG
Methyl Ethyl Ketone (2-Butanone)	ND	87	ug/kg dry	EPA 8260B		1	11/29/17 11:00	11/29/17 21:46	7110818	JG
4-Methyl-2-pentanone (MIBK)	ND	44	ug/kg dry	EPA 8260B		1	11/29/17 11:00	11/29/17 21:46	7110818	JG
Naphthalene	ND	8.7	ug/kg dry	EPA 8260B		1	11/29/17 11:00	11/29/17 21:46	7110818	JG
n-Propylbenzene	ND	8.7	ug/kg dry	EPA 8260B		1	11/29/17 11:00	11/29/17 21:46	7110818	JG
Styrene	ND	4.4	ug/kg dry	EPA 8260B		1	11/29/17 11:00	11/29/17 21:46	7110818	JG
1,1,1,2-Tetrachloroethane	ND	8.7	ug/kg dry	EPA 8260B		1	11/29/17 11:00	11/29/17 21:46	7110818	JG
1,1,2,2-Tetrachloroethane	ND	4.4	ug/kg dry	EPA 8260B		1	11/29/17 11:00	11/29/17 21:46	7110818	JG
Tetrachloroethene	4.5	4.4	ug/kg dry	EPA 8260B		1	11/29/17 11:00	11/29/17 21:46	7110818	JG
Toluene	ND	4.4	ug/kg dry	EPA 8260B		1	11/29/17 11:00	11/29/17 21:46	7110818	JG
1,2,3-Trichlorobenzene	ND	8.7	ug/kg dry	EPA 8260B		1	11/29/17 11:00	11/29/17 21:46	7110818	JG
1,2,4-Trichlorobenzene	ND	8.7	ug/kg dry	EPA 8260B		1	11/29/17 11:00	11/29/17 21:46	7110818	JG
1,1,1-Trichloroethane	ND	4.4	ug/kg dry	EPA 8260B		1	11/29/17 11:00	11/29/17 21:46	7110818	JG
1,1,2-Trichloroethane	ND	4.4	ug/kg dry	EPA 8260B		1	11/29/17 11:00	11/29/17 21:46	7110818	JG
Trichloroethene	ND	4.4	ug/kg dry	EPA 8260B		1	11/29/17 11:00	11/29/17 21:46	7110818	JG
Trichlorofluoromethane	ND	8.7	ug/kg dry	EPA 8260B		1	11/29/17 11:00	11/29/17 21:46	7110818	JG
1,2,3-Trichloropropane	ND	8.7	ug/kg dry	EPA 8260B		1	11/29/17 11:00	11/29/17 21:46	7110818	JG
1,2,4-Trimethylbenzene	ND	8.7	ug/kg dry	EPA 8260B		1	11/29/17 11:00	11/29/17 21:46	7110818	JG
1,3,5-Trimethylbenzene	ND	8.7	ug/kg dry	EPA 8260B		1	11/29/17 11:00	11/29/17 21:46	7110818	JG
Vinyl Acetate	ND	8.7	ug/kg dry	EPA 8260B		1	11/29/17 11:00	11/29/17 21:46	7110818	JG
Vinyl Chloride	ND	8.7	ug/kg dry	EPA 8260B		1	11/29/17 11:00	11/29/17 21:46	7110818	JG
m+p-Xylene	ND	4.4	ug/kg dry	EPA 8260B		1	11/29/17 11:00	11/29/17 21:46	7110818	JG
o-Xylene	ND	4.4	ug/kg dry	EPA 8260B		1	11/29/17 11:00	11/29/17 21:46	7110818	JG
Xylenes, total	ND	4.4	ug/kg dry	EPA 8260B		1	11/29/17 11:00	11/29/17 21:46	7110818	JG
Surrogate: Dibromofluoromethane	*92 %*	*80-121*		*EPA 8260B*			*11/29/17 11:00*	*11/29/17 21:46*	*7110818*	
Surrogate: 1,2-Dichloroethane-d4	*106 %*	*70-131*		*EPA 8260B*			*11/29/17 11:00*	*11/29/17 21:46*	*7110818*	

PACE ANALYTICAL SERVICES, LLC.

Environmental Monitoring & Laboratory Analysis
110 Technology Parkway, Peachtree Corners, GA 30092
(770) 734-4200 FAX (770) 734-4201

WENCK Associates
1080 Holcomb Bridge Road, Building 100, S
Roswell GA, 30076
Attention: Ms. Katie T. Ross

December 05, 2017

Report No.: AAK0850
Client ID: HA-69@16'
Date/Time Sampled: 11/27/2017 5:00:00PM
Matrix: Soil

Project: AMC Dalton
Lab Number ID: AAK0850-05
Date/Time Received: 11/28/2017 3:00:00PM

Analyte	Result	RL	Units	Method	Qual.	DF	Preparation Date	Analytical Date	Batch	Init.
Volatile Organic Compounds by EPA 8260										
Surrogate: Toluene-d8	*99 %*	*79-120*		*EPA 8260B*			*11/29/17 11:00*	*11/29/17 21:46*	*7110818*	
Surrogate: 4-Bromofluorobenzene	*105 %*	*80-121*		*EPA 8260B*			*11/29/17 11:00*	*11/29/17 21:46*	*7110818*	

PACE ANALYTICAL SERVICES, LLC.

Environmental Monitoring & Laboratory Analysis
110 Technology Parkway, Peachtree Corners, GA 30092
(770) 734-4200 FAX (770) 734-4201

WENCK Associates
1080 Holcomb Bridge Road, Building 100, S
Roswell GA, 30076
Attention: Ms. Katie T. Ross

December 05, 2017

Report No.: AAK0850
Client ID: HA-69@21'
Date/Time Sampled: 11/27/2017 5:10:00PM
Matrix: Soil

Project: AMC Dalton
Lab Number ID: AAK0850-06
Date/Time Received: 11/28/2017 3:00:00PM

Analyte	Result	RL	Units	Method	Qual.	DF	Preparation Date	Analytical Date	Batch	Init.
General Chemistry										
% Solids	58.2	0.04	% by Weight	SOP Moisture		1	11/29/17 12:00	11/29/17 12:00	7110806	JPT
Volatile Organic Compounds by EPA 8260										
Acetone	ND	130	ug/kg dry	EPA 8260B		1	11/29/17 11:00	11/29/17 22:16	7110818	JG
Acrolein	ND	65	ug/kg dry	EPA 8260B		1	11/29/17 11:00	11/29/17 22:16	7110818	JG
Acrylonitrile	ND	65	ug/kg dry	EPA 8260B		1	11/29/17 11:00	11/29/17 22:16	7110818	JG
Benzene	ND	6.5	ug/kg dry	EPA 8260B		1	11/29/17 11:00	11/29/17 22:16	7110818	JG
Bromobenzene	ND	13	ug/kg dry	EPA 8260B		1	11/29/17 11:00	11/29/17 22:16	7110818	JG
Bromochloromethane	ND	13	ug/kg dry	EPA 8260B		1	11/29/17 11:00	11/29/17 22:16	7110818	JG
Bromodichloromethane	ND	13	ug/kg dry	EPA 8260B		1	11/29/17 11:00	11/29/17 22:16	7110818	JG
Bromoform	ND	13	ug/kg dry	EPA 8260B		1	11/29/17 11:00	11/29/17 22:16	7110818	JG
Bromomethane	ND	13	ug/kg dry	EPA 8260B		1	11/29/17 11:00	11/29/17 22:16	7110818	JG
n-Butylbenzene	ND	13	ug/kg dry	EPA 8260B		1	11/29/17 11:00	11/29/17 22:16	7110818	JG
sec-Butylbenzene	ND	13	ug/kg dry	EPA 8260B		1	11/29/17 11:00	11/29/17 22:16	7110818	JG
tert-Butylbenzene	ND	13	ug/kg dry	EPA 8260B		1	11/29/17 11:00	11/29/17 22:16	7110818	JG
Carbon Disulfide	ND	13	ug/kg dry	EPA 8260B		1	11/29/17 11:00	11/29/17 22:16	7110818	JG
Carbon Tetrachloride	ND	6.5	ug/kg dry	EPA 8260B		1	11/29/17 11:00	11/29/17 22:16	7110818	JG
Chlorobenzene	ND	13	ug/kg dry	EPA 8260B		1	11/29/17 11:00	11/29/17 22:16	7110818	JG
Chloroethane	ND	6.5	ug/kg dry	EPA 8260B		1	11/29/17 11:00	11/29/17 22:16	7110818	JG
Chloroform	ND	6.5	ug/kg dry	EPA 8260B		1	11/29/17 11:00	11/29/17 22:16	7110818	JG
Chloromethane	ND	13	ug/kg dry	EPA 8260B		1	11/29/17 11:00	11/29/17 22:16	7110818	JG
2-Chlorotoluene	ND	13	ug/kg dry	EPA 8260B		1	11/29/17 11:00	11/29/17 22:16	7110818	JG
4-Chlorotoluene	ND	13	ug/kg dry	EPA 8260B		1	11/29/17 11:00	11/29/17 22:16	7110818	JG
Dibromochloromethane	ND	6.5	ug/kg dry	EPA 8260B		1	11/29/17 11:00	11/29/17 22:16	7110818	JG
1,2-Dibromo-3-chloropropane	ND	13	ug/kg dry	EPA 8260B		1	11/29/17 11:00	11/29/17 22:16	7110818	JG
1,2-Dibromoethane	ND	13	ug/kg dry	EPA 8260B		1	11/29/17 11:00	11/29/17 22:16	7110818	JG
Dibromomethane	ND	13	ug/kg dry	EPA 8260B		1	11/29/17 11:00	11/29/17 22:16	7110818	JG
1,2-Dichlorobenzene	ND	13	ug/kg dry	EPA 8260B		1	11/29/17 11:00	11/29/17 22:16	7110818	JG
1,3-Dichlorobenzene	ND	13	ug/kg dry	EPA 8260B		1	11/29/17 11:00	11/29/17 22:16	7110818	JG
1,4-Dichlorobenzene	ND	13	ug/kg dry	EPA 8260B		1	11/29/17 11:00	11/29/17 22:16	7110818	JG
Dichlorodifluoromethane	ND	13	ug/kg dry	EPA 8260B		1	11/29/17 11:00	11/29/17 22:16	7110818	JG
1,1-Dichloroethane	ND	6.5	ug/kg dry	EPA 8260B		1	11/29/17 11:00	11/29/17 22:16	7110818	JG
1,2-Dichloroethane	ND	6.5	ug/kg dry	EPA 8260B		1	11/29/17 11:00	11/29/17 22:16	7110818	JG
1,1-Dichloroethene	ND	6.5	ug/kg dry	EPA 8260B		1	11/29/17 11:00	11/29/17 22:16	7110818	JG
cis-1,2-Dichloroethene	ND	6.5	ug/kg dry	EPA 8260B		1	11/29/17 11:00	11/29/17 22:16	7110818	JG
trans-1,2-Dichloroethene	ND	6.5	ug/kg dry	EPA 8260B		1	11/29/17 11:00	11/29/17 22:16	7110818	JG

PACE ANALYTICAL SERVICES, LLC.

Environmental Monitoring & Laboratory Analysis
110 Technology Parkway, Peachtree Corners, GA 30092
(770) 734-4200 FAX (770) 734-4201

WENCK Associates
1080 Holcomb Bridge Road, Building 100, S
Roswell GA, 30076
Attention: Ms. Katie T. Ross

December 05, 2017

Report No.: AAK0850
Client ID: HA-69@21'
Date/Time Sampled: 11/27/2017 5:10:00PM
Matrix: Soil

Project: AMC Dalton
Lab Number ID: AAK0850-06
Date/Time Received: 11/28/2017 3:00:00PM

Analyte	Result	RL	Units	Method	Qual.	DF	Preparation Date	Analytical Date	Batch	Init.
Volatile Organic Compounds by EPA 8260										
1,2-Dichloropropane	ND	6.5	ug/kg dry	EPA 8260B		1	11/29/17 11:00	11/29/17 22:16	7110818	JG
1,3-Dichloropropane	ND	6.5	ug/kg dry	EPA 8260B		1	11/29/17 11:00	11/29/17 22:16	7110818	JG
2,2-Dichloropropane	ND	13	ug/kg dry	EPA 8260B		1	11/29/17 11:00	11/29/17 22:16	7110818	JG
1,1-Dichloropropene	ND	13	ug/kg dry	EPA 8260B		1	11/29/17 11:00	11/29/17 22:16	7110818	JG
cis-1,3-Dichloropropene	ND	6.5	ug/kg dry	EPA 8260B		1	11/29/17 11:00	11/29/17 22:16	7110818	JG
trans-1,3-Dichloropropene	ND	6.5	ug/kg dry	EPA 8260B		1	11/29/17 11:00	11/29/17 22:16	7110818	JG
Ethylbenzene	ND	6.5	ug/kg dry	EPA 8260B		1	11/29/17 11:00	11/29/17 22:16	7110818	JG
Isopropylbenzene	ND	13	ug/kg dry	EPA 8260B		1	11/29/17 11:00	11/29/17 22:16	7110818	JG
p-Isopropyltoluene	ND	13	ug/kg dry	EPA 8260B		1	11/29/17 11:00	11/29/17 22:16	7110818	JG
Methyl Butyl Ketone (2-Hexanone)	ND	65	ug/kg dry	EPA 8260B		1	11/29/17 11:00	11/29/17 22:16	7110818	JG
Methylene Chloride	ND	13	ug/kg dry	EPA 8260B		1	11/29/17 11:00	11/29/17 22:16	7110818	JG
Methyl Ethyl Ketone (2-Butanone)	ND	130	ug/kg dry	EPA 8260B		1	11/29/17 11:00	11/29/17 22:16	7110818	JG
4-Methyl-2-pentanone (MIBK)	ND	65	ug/kg dry	EPA 8260B		1	11/29/17 11:00	11/29/17 22:16	7110818	JG
Naphthalene	ND	13	ug/kg dry	EPA 8260B		1	11/29/17 11:00	11/29/17 22:16	7110818	JG
n-Propylbenzene	ND	13	ug/kg dry	EPA 8260B		1	11/29/17 11:00	11/29/17 22:16	7110818	JG
Styrene	ND	6.5	ug/kg dry	EPA 8260B		1	11/29/17 11:00	11/29/17 22:16	7110818	JG
1,1,1,2-Tetrachloroethane	ND	13	ug/kg dry	EPA 8260B		1	11/29/17 11:00	11/29/17 22:16	7110818	JG
1,1,2,2-Tetrachloroethane	ND	6.5	ug/kg dry	EPA 8260B		1	11/29/17 11:00	11/29/17 22:16	7110818	JG
Tetrachloroethene	310	170	ug/kg dry	EPA 8260B		100	11/29/17 11:00	11/30/17 15:44	7110818	JG
Toluene	ND	6.5	ug/kg dry	EPA 8260B		1	11/29/17 11:00	11/29/17 22:16	7110818	JG
1,2,3-Trichlorobenzene	ND	13	ug/kg dry	EPA 8260B		1	11/29/17 11:00	11/29/17 22:16	7110818	JG
1,2,4-Trichlorobenzene	ND	13	ug/kg dry	EPA 8260B		1	11/29/17 11:00	11/29/17 22:16	7110818	JG
1,1,1-Trichloroethane	ND	6.5	ug/kg dry	EPA 8260B		1	11/29/17 11:00	11/29/17 22:16	7110818	JG
1,1,2-Trichloroethane	ND	6.5	ug/kg dry	EPA 8260B		1	11/29/17 11:00	11/29/17 22:16	7110818	JG
Trichloroethene	ND	6.5	ug/kg dry	EPA 8260B		1	11/29/17 11:00	11/29/17 22:16	7110818	JG
Trichlorofluoromethane	ND	13	ug/kg dry	EPA 8260B		1	11/29/17 11:00	11/29/17 22:16	7110818	JG
1,2,3-Trichloropropane	ND	13	ug/kg dry	EPA 8260B		1	11/29/17 11:00	11/29/17 22:16	7110818	JG
1,2,4-Trimethylbenzene	ND	13	ug/kg dry	EPA 8260B		1	11/29/17 11:00	11/29/17 22:16	7110818	JG
1,3,5-Trimethylbenzene	ND	13	ug/kg dry	EPA 8260B		1	11/29/17 11:00	11/29/17 22:16	7110818	JG
Vinyl Acetate	ND	13	ug/kg dry	EPA 8260B		1	11/29/17 11:00	11/29/17 22:16	7110818	JG
Vinyl Chloride	ND	13	ug/kg dry	EPA 8260B		1	11/29/17 11:00	11/29/17 22:16	7110818	JG
m+p-Xylene	ND	6.5	ug/kg dry	EPA 8260B		1	11/29/17 11:00	11/29/17 22:16	7110818	JG
o-Xylene	ND	6.5	ug/kg dry	EPA 8260B		1	11/29/17 11:00	11/29/17 22:16	7110818	JG
Xylenes, total	ND	6.5	ug/kg dry	EPA 8260B		1	11/29/17 11:00	11/29/17 22:16	7110818	JG
Surrogate: Dibromofluoromethane	*91 %*	*80-121*		*EPA 8260B*			*11/29/17 11:00*	*11/29/17 22:16*	*7110818*	
Surrogate: Dibromofluoromethane	*92 %*	*80-121*		*EPA 8260B*			*11/29/17 11:00*	*11/30/17 15:44*	*7110818*	

PACE ANALYTICAL SERVICES, LLC.

Environmental Monitoring & Laboratory Analysis
110 Technology Parkway, Peachtree Corners, GA 30092
(770) 734-4200 FAX (770) 734-4201

WENCK Associates
1080 Holcomb Bridge Road, Building 100, S
Roswell GA, 30076
Attention: Ms. Katie T. Ross

December 05, 2017

Report No.: AAK0850
Client ID: HA-69@21'
Date/Time Sampled: 11/27/2017 5:10:00PM
Matrix: Soil

Project: AMC Dalton
Lab Number ID: AAK0850-06
Date/Time Received: 11/28/2017 3:00:00PM

Analyte	Result	RL	Units	Method	Qual.	DF	Preparation Date	Analytical Date	Batch	Init.
Volatile Organic Compounds by EPA 8260										
Surrogate: 1,2-Dichloroethane-d4	*104 %*	*70-131*		*EPA 8260B*			*11/29/17 11:00*	*11/30/17 15:44*	*7110818*	
Surrogate: 1,2-Dichloroethane-d4	*103 %*	*70-131*		*EPA 8260B*			*11/29/17 11:00*	*11/29/17 22:16*	*7110818*	
Surrogate: Toluene-d8	*98 %*	*79-120*		*EPA 8260B*			*11/29/17 11:00*	*11/30/17 15:44*	*7110818*	
Surrogate: Toluene-d8	*98 %*	*79-120*		*EPA 8260B*			*11/29/17 11:00*	*11/29/17 22:16*	*7110818*	
Surrogate: 4-Bromofluorobenzene	*107 %*	*80-121*		*EPA 8260B*			*11/29/17 11:00*	*11/30/17 15:44*	*7110818*	
Surrogate: 4-Bromofluorobenzene	*106 %*	*80-121*		*EPA 8260B*			*11/29/17 11:00*	*11/29/17 22:16*	*7110818*	

PACE ANALYTICAL SERVICES, LLC.

Environmental Monitoring & Laboratory Analysis
110 Technology Parkway, Peachtree Corners, GA 30092
(770) 734-4200 FAX (770) 734-4201

WENCK Associates
1080 Holcomb Bridge Road, Building 100, S
Roswell GA, 30076
Attention: Ms. Katie T. Ross

December 05, 2017

Report No.: AAK0850
Client ID: HA-68@10'
Date/Time Sampled: 11/27/2017 5:20:00PM
Matrix: Soil

Project: AMC Dalton
Lab Number ID: AAK0850-07
Date/Time Received: 11/28/2017 3:00:00PM

Analyte	Result	RL	Units	Method	Qual.	DF	Preparation Date	Analytical Date	Batch	Init.
General Chemistry										
% Solids	81.0	0.04	% by Weight	SOP Moisture		1	11/29/17 12:00	11/29/17 12:00	7110806	JPT
Volatile Organic Compounds by EPA 8260										
Acetone	ND	98	ug/kg dry	EPA 8260B		1	11/29/17 11:00	11/29/17 22:46	7110818	JG
Acrolein	ND	49	ug/kg dry	EPA 8260B		1	11/29/17 11:00	11/29/17 22:46	7110818	JG
Acrylonitrile	ND	49	ug/kg dry	EPA 8260B		1	11/29/17 11:00	11/29/17 22:46	7110818	JG
Benzene	ND	4.9	ug/kg dry	EPA 8260B		1	11/29/17 11:00	11/29/17 22:46	7110818	JG
Bromobenzene	ND	9.8	ug/kg dry	EPA 8260B		1	11/29/17 11:00	11/29/17 22:46	7110818	JG
Bromochloromethane	ND	9.8	ug/kg dry	EPA 8260B		1	11/29/17 11:00	11/29/17 22:46	7110818	JG
Bromodichloromethane	ND	9.8	ug/kg dry	EPA 8260B		1	11/29/17 11:00	11/29/17 22:46	7110818	JG
Bromoform	ND	9.8	ug/kg dry	EPA 8260B		1	11/29/17 11:00	11/29/17 22:46	7110818	JG
Bromomethane	ND	9.8	ug/kg dry	EPA 8260B		1	11/29/17 11:00	11/29/17 22:46	7110818	JG
n-Butylbenzene	ND	9.8	ug/kg dry	EPA 8260B		1	11/29/17 11:00	11/29/17 22:46	7110818	JG
sec-Butylbenzene	ND	9.8	ug/kg dry	EPA 8260B		1	11/29/17 11:00	11/29/17 22:46	7110818	JG
tert-Butylbenzene	ND	9.8	ug/kg dry	EPA 8260B		1	11/29/17 11:00	11/29/17 22:46	7110818	JG
Carbon Disulfide	ND	9.8	ug/kg dry	EPA 8260B		1	11/29/17 11:00	11/29/17 22:46	7110818	JG
Carbon Tetrachloride	ND	4.9	ug/kg dry	EPA 8260B		1	11/29/17 11:00	11/29/17 22:46	7110818	JG
Chlorobenzene	ND	9.8	ug/kg dry	EPA 8260B		1	11/29/17 11:00	11/29/17 22:46	7110818	JG
Chloroethane	ND	4.9	ug/kg dry	EPA 8260B		1	11/29/17 11:00	11/29/17 22:46	7110818	JG
Chloroform	ND	4.9	ug/kg dry	EPA 8260B		1	11/29/17 11:00	11/29/17 22:46	7110818	JG
Chloromethane	ND	9.8	ug/kg dry	EPA 8260B		1	11/29/17 11:00	11/29/17 22:46	7110818	JG
2-Chlorotoluene	ND	9.8	ug/kg dry	EPA 8260B		1	11/29/17 11:00	11/29/17 22:46	7110818	JG
4-Chlorotoluene	ND	9.8	ug/kg dry	EPA 8260B		1	11/29/17 11:00	11/29/17 22:46	7110818	JG
Dibromochloromethane	ND	4.9	ug/kg dry	EPA 8260B		1	11/29/17 11:00	11/29/17 22:46	7110818	JG
1,2-Dibromo-3-chloropropane	ND	9.8	ug/kg dry	EPA 8260B		1	11/29/17 11:00	11/29/17 22:46	7110818	JG
1,2-Dibromoethane	ND	9.8	ug/kg dry	EPA 8260B		1	11/29/17 11:00	11/29/17 22:46	7110818	JG
Dibromomethane	ND	9.8	ug/kg dry	EPA 8260B		1	11/29/17 11:00	11/29/17 22:46	7110818	JG
1,2-Dichlorobenzene	ND	9.8	ug/kg dry	EPA 8260B		1	11/29/17 11:00	11/29/17 22:46	7110818	JG
1,3-Dichlorobenzene	ND	9.8	ug/kg dry	EPA 8260B		1	11/29/17 11:00	11/29/17 22:46	7110818	JG
1,4-Dichlorobenzene	ND	9.8	ug/kg dry	EPA 8260B		1	11/29/17 11:00	11/29/17 22:46	7110818	JG
Dichlorodifluoromethane	ND	9.8	ug/kg dry	EPA 8260B		1	11/29/17 11:00	11/29/17 22:46	7110818	JG
1,1-Dichloroethane	ND	4.9	ug/kg dry	EPA 8260B		1	11/29/17 11:00	11/29/17 22:46	7110818	JG
1,2-Dichloroethane	ND	4.9	ug/kg dry	EPA 8260B		1	11/29/17 11:00	11/29/17 22:46	7110818	JG
1,1-Dichloroethene	ND	4.9	ug/kg dry	EPA 8260B		1	11/29/17 11:00	11/29/17 22:46	7110818	JG
cis-1,2-Dichloroethene	8.3	4.9	ug/kg dry	EPA 8260B		1	11/29/17 11:00	11/29/17 22:46	7110818	JG
trans-1,2-Dichloroethene	ND	4.9	ug/kg dry	EPA 8260B		1	11/29/17 11:00	11/29/17 22:46	7110818	JG

PACE ANALYTICAL SERVICES, LLC.

Environmental Monitoring & Laboratory Analysis
110 Technology Parkway, Peachtree Corners, GA 30092
(770) 734-4200 FAX (770) 734-4201

WENCK Associates
1080 Holcomb Bridge Road, Building 100, S
Roswell GA, 30076
Attention: Ms. Katie T. Ross

December 05, 2017

Report No.: AAK0850
Client ID: HA-68@10'
Date/Time Sampled: 11/27/2017 5:20:00PM
Matrix: Soil

Project: AMC Dalton
Lab Number ID: AAK0850-07
Date/Time Received: 11/28/2017 3:00:00PM

Analyte	Result	RL	Units	Method	Qual.	DF	Preparation Date	Analytical Date	Batch	Init.
Volatile Organic Compounds by EPA 8260										
1,2-Dichloropropane	ND	4.9	ug/kg dry	EPA 8260B		1	11/29/17 11:00	11/29/17 22:46	7110818	JG
1,3-Dichloropropane	ND	4.9	ug/kg dry	EPA 8260B		1	11/29/17 11:00	11/29/17 22:46	7110818	JG
2,2-Dichloropropane	ND	9.8	ug/kg dry	EPA 8260B		1	11/29/17 11:00	11/29/17 22:46	7110818	JG
1,1-Dichloropropene	ND	9.8	ug/kg dry	EPA 8260B		1	11/29/17 11:00	11/29/17 22:46	7110818	JG
cis-1,3-Dichloropropene	ND	4.9	ug/kg dry	EPA 8260B		1	11/29/17 11:00	11/29/17 22:46	7110818	JG
trans-1,3-Dichloropropene	ND	4.9	ug/kg dry	EPA 8260B		1	11/29/17 11:00	11/29/17 22:46	7110818	JG
Ethylbenzene	ND	4.9	ug/kg dry	EPA 8260B		1	11/29/17 11:00	11/29/17 22:46	7110818	JG
Isopropylbenzene	ND	9.8	ug/kg dry	EPA 8260B		1	11/29/17 11:00	11/29/17 22:46	7110818	JG
p-Isopropyltoluene	ND	9.8	ug/kg dry	EPA 8260B		1	11/29/17 11:00	11/29/17 22:46	7110818	JG
Methyl Butyl Ketone (2-Hexanone)	ND	49	ug/kg dry	EPA 8260B		1	11/29/17 11:00	11/29/17 22:46	7110818	JG
Methylene Chloride	ND	9.8	ug/kg dry	EPA 8260B		1	11/29/17 11:00	11/29/17 22:46	7110818	JG
Methyl Ethyl Ketone (2-Butanone)	ND	98	ug/kg dry	EPA 8260B		1	11/29/17 11:00	11/29/17 22:46	7110818	JG
4-Methyl-2-pentanone (MIBK)	ND	49	ug/kg dry	EPA 8260B		1	11/29/17 11:00	11/29/17 22:46	7110818	JG
Naphthalene	ND	9.8	ug/kg dry	EPA 8260B		1	11/29/17 11:00	11/29/17 22:46	7110818	JG
n-Propylbenzene	ND	9.8	ug/kg dry	EPA 8260B		1	11/29/17 11:00	11/29/17 22:46	7110818	JG
Styrene	ND	4.9	ug/kg dry	EPA 8260B		1	11/29/17 11:00	11/29/17 22:46	7110818	JG
1,1,1,2-Tetrachloroethane	ND	9.8	ug/kg dry	EPA 8260B		1	11/29/17 11:00	11/29/17 22:46	7110818	JG
1,1,2,2-Tetrachloroethane	ND	4.9	ug/kg dry	EPA 8260B		1	11/29/17 11:00	11/29/17 22:46	7110818	JG
Tetrachloroethene	7100	5100	ug/kg dry	EPA 8260B		1000	11/29/17 11:00	11/30/17 16:16	7110818	JG
Toluene	ND	4.9	ug/kg dry	EPA 8260B		1	11/29/17 11:00	11/29/17 22:46	7110818	JG
1,2,3-Trichlorobenzene	ND	9.8	ug/kg dry	EPA 8260B		1	11/29/17 11:00	11/29/17 22:46	7110818	JG
1,2,4-Trichlorobenzene	ND	9.8	ug/kg dry	EPA 8260B		1	11/29/17 11:00	11/29/17 22:46	7110818	JG
1,1,1-Trichloroethane	ND	4.9	ug/kg dry	EPA 8260B		1	11/29/17 11:00	11/29/17 22:46	7110818	JG
1,1,2-Trichloroethane	ND	4.9	ug/kg dry	EPA 8260B		1	11/29/17 11:00	11/29/17 22:46	7110818	JG
Trichloroethene	18	4.9	ug/kg dry	EPA 8260B		1	11/29/17 11:00	11/29/17 22:46	7110818	JG
Trichlorofluoromethane	ND	9.8	ug/kg dry	EPA 8260B		1	11/29/17 11:00	11/29/17 22:46	7110818	JG
1,2,3-Trichloropropane	ND	9.8	ug/kg dry	EPA 8260B		1	11/29/17 11:00	11/29/17 22:46	7110818	JG
1,2,4-Trimethylbenzene	ND	9.8	ug/kg dry	EPA 8260B		1	11/29/17 11:00	11/29/17 22:46	7110818	JG
1,3,5-Trimethylbenzene	ND	9.8	ug/kg dry	EPA 8260B		1	11/29/17 11:00	11/29/17 22:46	7110818	JG
Vinyl Acetate	ND	9.8	ug/kg dry	EPA 8260B		1	11/29/17 11:00	11/29/17 22:46	7110818	JG
Vinyl Chloride	ND	9.8	ug/kg dry	EPA 8260B		1	11/29/17 11:00	11/29/17 22:46	7110818	JG
m+p-Xylene	ND	4.9	ug/kg dry	EPA 8260B		1	11/29/17 11:00	11/29/17 22:46	7110818	JG
o-Xylene	ND	4.9	ug/kg dry	EPA 8260B		1	11/29/17 11:00	11/29/17 22:46	7110818	JG
Xylenes, total	ND	4.9	ug/kg dry	EPA 8260B		1	11/29/17 11:00	11/29/17 22:46	7110818	JG
Surrogate: Dibromofluoromethane	*93 %*	*80-121*		*EPA 8260B*			*11/29/17 11:00*	*11/29/17 22:46*	*7110818*	
Surrogate: Dibromofluoromethane	*91 %*	*80-121*		*EPA 8260B*			*11/29/17 11:00*	*11/30/17 16:16*	*7110818*	

PACE ANALYTICAL SERVICES, LLC.

Environmental Monitoring & Laboratory Analysis
110 Technology Parkway, Peachtree Corners, GA 30092
(770) 734-4200 FAX (770) 734-4201

WENCK Associates
1080 Holcomb Bridge Road, Building 100, S
Roswell GA, 30076
Attention: Ms. Katie T. Ross

December 05, 2017

Report No.: AAK0850
Client ID: HA-68@10'
Date/Time Sampled: 11/27/2017 5:20:00PM
Matrix: Soil

Project: AMC Dalton
Lab Number ID: AAK0850-07
Date/Time Received: 11/28/2017 3:00:00PM

Analyte	Result	RL	Units	Method	Qual.	DF	Preparation Date	Analytical Date	Batch	Init.
Volatile Organic Compounds by EPA 8260										
Surrogate: 1,2-Dichloroethane-d4	*104 %*	*70-131*		*EPA 8260B*			*11/29/17 11:00*	*11/30/17 16:16*	*7110818*	
Surrogate: 1,2-Dichloroethane-d4	*104 %*	*70-131*		*EPA 8260B*			*11/29/17 11:00*	*11/29/17 22:46*	*7110818*	
Surrogate: Toluene-d8	*100 %*	*79-120*		*EPA 8260B*			*11/29/17 11:00*	*11/29/17 22:46*	*7110818*	
Surrogate: Toluene-d8	*98 %*	*79-120*		*EPA 8260B*			*11/29/17 11:00*	*11/30/17 16:16*	*7110818*	
Surrogate: 4-Bromofluorobenzene	*108 %*	*80-121*		*EPA 8260B*			*11/29/17 11:00*	*11/30/17 16:16*	*7110818*	
Surrogate: 4-Bromofluorobenzene	*103 %*	*80-121*		*EPA 8260B*			*11/29/17 11:00*	*11/29/17 22:46*	*7110818*	

PACE ANALYTICAL SERVICES, LLC.

Environmental Monitoring & Laboratory Analysis
110 Technology Parkway, Peachtree Corners, GA 30092
(770) 734-4200 FAX (770) 734-4201

WENCK Associates
1080 Holcomb Bridge Road, Building 100, S
Roswell GA, 30076
Attention: Ms. Katie T. Ross

December 05, 2017

Report No.: AAK0850
Client ID: HA-68@16'
Date/Time Sampled: 11/27/2017 5:30:00PM
Matrix: Soil

Project: AMC Dalton
Lab Number ID: AAK0850-08
Date/Time Received: 11/28/2017 3:00:00PM

Analyte	Result	RL	Units	Method	Qual.	DF	Preparation Date	Analytical Date	Batch	Init.
General Chemistry										
% Solids	83.2	0.05	% by Weight	SOP Moisture		1	11/29/17 12:00	11/29/17 12:00	7110806	JPT
Volatile Organic Compounds by EPA 8260										
Acetone	300	110	ug/kg dry	EPA 8260B		1	11/29/17 11:00	11/29/17 23:16	7110818	JG
Acrolein	ND	53	ug/kg dry	EPA 8260B		1	11/29/17 11:00	11/29/17 23:16	7110818	JG
Acrylonitrile	ND	53	ug/kg dry	EPA 8260B		1	11/29/17 11:00	11/29/17 23:16	7110818	JG
Benzene	ND	5.3	ug/kg dry	EPA 8260B		1	11/29/17 11:00	11/29/17 23:16	7110818	JG
Bromobenzene	ND	11	ug/kg dry	EPA 8260B		1	11/29/17 11:00	11/29/17 23:16	7110818	JG
Bromochloromethane	ND	11	ug/kg dry	EPA 8260B		1	11/29/17 11:00	11/29/17 23:16	7110818	JG
Bromodichloromethane	ND	11	ug/kg dry	EPA 8260B		1	11/29/17 11:00	11/29/17 23:16	7110818	JG
Bromoform	ND	11	ug/kg dry	EPA 8260B		1	11/29/17 11:00	11/29/17 23:16	7110818	JG
Bromomethane	ND	11	ug/kg dry	EPA 8260B		1	11/29/17 11:00	11/29/17 23:16	7110818	JG
n-Butylbenzene	ND	11	ug/kg dry	EPA 8260B		1	11/29/17 11:00	11/29/17 23:16	7110818	JG
sec-Butylbenzene	ND	11	ug/kg dry	EPA 8260B		1	11/29/17 11:00	11/29/17 23:16	7110818	JG
tert-Butylbenzene	ND	11	ug/kg dry	EPA 8260B		1	11/29/17 11:00	11/29/17 23:16	7110818	JG
Carbon Disulfide	ND	11	ug/kg dry	EPA 8260B		1	11/29/17 11:00	11/29/17 23:16	7110818	JG
Carbon Tetrachloride	ND	5.3	ug/kg dry	EPA 8260B		1	11/29/17 11:00	11/29/17 23:16	7110818	JG
Chlorobenzene	ND	11	ug/kg dry	EPA 8260B		1	11/29/17 11:00	11/29/17 23:16	7110818	JG
Chloroethane	ND	5.3	ug/kg dry	EPA 8260B		1	11/29/17 11:00	11/29/17 23:16	7110818	JG
Chloroform	ND	5.3	ug/kg dry	EPA 8260B		1	11/29/17 11:00	11/29/17 23:16	7110818	JG
Chloromethane	ND	11	ug/kg dry	EPA 8260B		1	11/29/17 11:00	11/29/17 23:16	7110818	JG
2-Chlorotoluene	ND	11	ug/kg dry	EPA 8260B		1	11/29/17 11:00	11/29/17 23:16	7110818	JG
4-Chlorotoluene	ND	11	ug/kg dry	EPA 8260B		1	11/29/17 11:00	11/29/17 23:16	7110818	JG
Dibromochloromethane	ND	5.3	ug/kg dry	EPA 8260B		1	11/29/17 11:00	11/29/17 23:16	7110818	JG
1,2-Dibromo-3-chloropropane	ND	11	ug/kg dry	EPA 8260B		1	11/29/17 11:00	11/29/17 23:16	7110818	JG
1,2-Dibromoethane	ND	11	ug/kg dry	EPA 8260B		1	11/29/17 11:00	11/29/17 23:16	7110818	JG
Dibromomethane	ND	11	ug/kg dry	EPA 8260B		1	11/29/17 11:00	11/29/17 23:16	7110818	JG
1,2-Dichlorobenzene	ND	11	ug/kg dry	EPA 8260B		1	11/29/17 11:00	11/29/17 23:16	7110818	JG
1,3-Dichlorobenzene	ND	11	ug/kg dry	EPA 8260B		1	11/29/17 11:00	11/29/17 23:16	7110818	JG
1,4-Dichlorobenzene	ND	11	ug/kg dry	EPA 8260B		1	11/29/17 11:00	11/29/17 23:16	7110818	JG
Dichlorodifluoromethane	ND	11	ug/kg dry	EPA 8260B		1	11/29/17 11:00	11/29/17 23:16	7110818	JG
1,1-Dichloroethane	ND	5.3	ug/kg dry	EPA 8260B		1	11/29/17 11:00	11/29/17 23:16	7110818	JG
1,2-Dichloroethane	ND	5.3	ug/kg dry	EPA 8260B		1	11/29/17 11:00	11/29/17 23:16	7110818	JG
1,1-Dichloroethene	ND	5.3	ug/kg dry	EPA 8260B		1	11/29/17 11:00	11/29/17 23:16	7110818	JG
cis-1,2-Dichloroethene	ND	5.3	ug/kg dry	EPA 8260B		1	11/29/17 11:00	11/29/17 23:16	7110818	JG
trans-1,2-Dichloroethene	ND	5.3	ug/kg dry	EPA 8260B		1	11/29/17 11:00	11/29/17 23:16	7110818	JG

PACE ANALYTICAL SERVICES, LLC.

Environmental Monitoring & Laboratory Analysis
110 Technology Parkway, Peachtree Corners, GA 30092
(770) 734-4200 FAX (770) 734-4201

WENCK Associates
1080 Holcomb Bridge Road, Building 100, S
Roswell GA, 30076
Attention: Ms. Katie T. Ross

December 05, 2017

Report No.: AAK0850
Client ID: HA-68@16'
Date/Time Sampled: 11/27/2017 5:30:00PM
Matrix: Soil

Project: AMC Dalton
Lab Number ID: AAK0850-08
Date/Time Received: 11/28/2017 3:00:00PM

Analyte	Result	RL	Units	Method	Qual.	DF	Preparation Date	Analytical Date	Batch	Init.
Volatile Organic Compounds by EPA 8260										
1,2-Dichloropropane	ND	5.3	ug/kg dry	EPA 8260B		1	11/29/17 11:00	11/29/17 23:16	7110818	JG
1,3-Dichloropropane	ND	5.3	ug/kg dry	EPA 8260B		1	11/29/17 11:00	11/29/17 23:16	7110818	JG
2,2-Dichloropropane	ND	11	ug/kg dry	EPA 8260B		1	11/29/17 11:00	11/29/17 23:16	7110818	JG
1,1-Dichloropropene	ND	11	ug/kg dry	EPA 8260B		1	11/29/17 11:00	11/29/17 23:16	7110818	JG
cis-1,3-Dichloropropene	ND	5.3	ug/kg dry	EPA 8260B		1	11/29/17 11:00	11/29/17 23:16	7110818	JG
trans-1,3-Dichloropropene	ND	5.3	ug/kg dry	EPA 8260B		1	11/29/17 11:00	11/29/17 23:16	7110818	JG
Ethylbenzene	ND	5.3	ug/kg dry	EPA 8260B		1	11/29/17 11:00	11/29/17 23:16	7110818	JG
Isopropylbenzene	ND	11	ug/kg dry	EPA 8260B		1	11/29/17 11:00	11/29/17 23:16	7110818	JG
p-Isopropyltoluene	ND	11	ug/kg dry	EPA 8260B		1	11/29/17 11:00	11/29/17 23:16	7110818	JG
Methyl Butyl Ketone (2-Hexanone)	ND	53	ug/kg dry	EPA 8260B		1	11/29/17 11:00	11/29/17 23:16	7110818	JG
Methylene Chloride	ND	11	ug/kg dry	EPA 8260B		1	11/29/17 11:00	11/29/17 23:16	7110818	JG
Methyl Ethyl Ketone (2-Butanone)	ND	110	ug/kg dry	EPA 8260B		1	11/29/17 11:00	11/29/17 23:16	7110818	JG
4-Methyl-2-pentanone (MIBK)	ND	53	ug/kg dry	EPA 8260B		1	11/29/17 11:00	11/29/17 23:16	7110818	JG
Naphthalene	ND	11	ug/kg dry	EPA 8260B		1	11/29/17 11:00	11/29/17 23:16	7110818	JG
n-Propylbenzene	ND	11	ug/kg dry	EPA 8260B		1	11/29/17 11:00	11/29/17 23:16	7110818	JG
Styrene	ND	5.3	ug/kg dry	EPA 8260B		1	11/29/17 11:00	11/29/17 23:16	7110818	JG
1,1,1,2-Tetrachloroethane	ND	11	ug/kg dry	EPA 8260B		1	11/29/17 11:00	11/29/17 23:16	7110818	JG
1,1,2,2-Tetrachloroethane	ND	5.3	ug/kg dry	EPA 8260B		1	11/29/17 11:00	11/29/17 23:16	7110818	JG
Tetrachloroethene	20000	6100	ug/kg dry	EPA 8260B		1000	11/29/17 11:00	11/30/17 16:46	7110818	JG
Toluene	ND	5.3	ug/kg dry	EPA 8260B		1	11/29/17 11:00	11/29/17 23:16	7110818	JG
1,2,3-Trichlorobenzene	ND	11	ug/kg dry	EPA 8260B		1	11/29/17 11:00	11/29/17 23:16	7110818	JG
1,2,4-Trichlorobenzene	ND	11	ug/kg dry	EPA 8260B		1	11/29/17 11:00	11/29/17 23:16	7110818	JG
1,1,1-Trichloroethane	ND	5.3	ug/kg dry	EPA 8260B		1	11/29/17 11:00	11/29/17 23:16	7110818	JG
1,1,2-Trichloroethane	ND	5.3	ug/kg dry	EPA 8260B		1	11/29/17 11:00	11/29/17 23:16	7110818	JG
Trichloroethene	ND	5.3	ug/kg dry	EPA 8260B		1	11/29/17 11:00	11/29/17 23:16	7110818	JG
Trichlorofluoromethane	ND	11	ug/kg dry	EPA 8260B		1	11/29/17 11:00	11/29/17 23:16	7110818	JG
1,2,3-Trichloropropane	ND	11	ug/kg dry	EPA 8260B		1	11/29/17 11:00	11/29/17 23:16	7110818	JG
1,2,4-Trimethylbenzene	ND	11	ug/kg dry	EPA 8260B		1	11/29/17 11:00	11/29/17 23:16	7110818	JG
1,3,5-Trimethylbenzene	ND	11	ug/kg dry	EPA 8260B		1	11/29/17 11:00	11/29/17 23:16	7110818	JG
Vinyl Acetate	ND	11	ug/kg dry	EPA 8260B		1	11/29/17 11:00	11/29/17 23:16	7110818	JG
Vinyl Chloride	ND	11	ug/kg dry	EPA 8260B		1	11/29/17 11:00	11/29/17 23:16	7110818	JG
m+p-Xylene	ND	5.3	ug/kg dry	EPA 8260B		1	11/29/17 11:00	11/29/17 23:16	7110818	JG
o-Xylene	ND	5.3	ug/kg dry	EPA 8260B		1	11/29/17 11:00	11/29/17 23:16	7110818	JG
Xylenes, total	ND	5.3	ug/kg dry	EPA 8260B		1	11/29/17 11:00	11/29/17 23:16	7110818	JG
Surrogate: Dibromofluoromethane	*94 %*	*80-121*		*EPA 8260B*			*11/29/17 11:00*	*11/29/17 23:16*	*7110818*	
Surrogate: Dibromofluoromethane	*92 %*	*80-121*		*EPA 8260B*			*11/29/17 11:00*	*11/30/17 16:46*	*7110818*	

PACE ANALYTICAL SERVICES, LLC.

Environmental Monitoring & Laboratory Analysis
110 Technology Parkway, Peachtree Corners, GA 30092
(770) 734-4200 FAX (770) 734-4201

WENCK Associates
1080 Holcomb Bridge Road, Building 100, S
Roswell GA, 30076
Attention: Ms. Katie T. Ross

December 05, 2017

Report No.: AAK0850
Client ID: HA-68@16'
Date/Time Sampled: 11/27/2017 5:30:00PM
Matrix: Soil

Project: AMC Dalton
Lab Number ID: AAK0850-08
Date/Time Received: 11/28/2017 3:00:00PM

Analyte	Result	RL	Units	Method	Qual.	DF	Preparation Date	Analytical Date	Batch	Init.
Volatile Organic Compounds by EPA 8260										
Surrogate: 1,2-Dichloroethane-d4	*107 %*	*70-131*		*EPA 8260B*			*11/29/17 11:00*	*11/29/17 23:16*	*7110818*	
Surrogate: 1,2-Dichloroethane-d4	*104 %*	*70-131*		*EPA 8260B*			*11/29/17 11:00*	*11/30/17 16:46*	*7110818*	
Surrogate: Toluene-d8	*98 %*	*79-120*		*EPA 8260B*			*11/29/17 11:00*	*11/29/17 23:16*	*7110818*	
Surrogate: Toluene-d8	*98 %*	*79-120*		*EPA 8260B*			*11/29/17 11:00*	*11/30/17 16:46*	*7110818*	
Surrogate: 4-Bromofluorobenzene	*104 %*	*80-121*		*EPA 8260B*			*11/29/17 11:00*	*11/29/17 23:16*	*7110818*	
Surrogate: 4-Bromofluorobenzene	*108 %*	*80-121*		*EPA 8260B*			*11/29/17 11:00*	*11/30/17 16:46*	*7110818*	

PACE ANALYTICAL SERVICES, LLC.

Environmental Monitoring & Laboratory Analysis
110 Technology Parkway, Peachtree Corners, GA 30092
(770) 734-4200 FAX (770) 734-4201

WENCK Associates
1080 Holcomb Bridge Road, Building 100, S
Roswell GA, 30076
Attention: Ms. Katie T. Ross

December 05, 2017

Report No.: AAK0850
Client ID: HA-68@18'
Date/Time Sampled: 11/27/2017 5:40:00PM
Matrix: Soil

Project: AMC Dalton
Lab Number ID: AAK0850-09
Date/Time Received: 11/28/2017 3:00:00PM

Analyte	Result	RL	Units	Method	Qual.	DF	Preparation Date	Analytical Date	Batch	Init.
General Chemistry										
% Solids	89.7	0.05	% by Weight	SOP Moisture		1	11/29/17 12:00	11/29/17 12:00	7110806	JPT
Volatile Organic Compounds by EPA 8260										
Acetone	440	120	ug/kg dry	EPA 8260B	E	1	11/30/17 12:00	12/01/17 9:23	7110842	JG
Acrolein	ND	61	ug/kg dry	EPA 8260B		1	11/30/17 12:00	12/01/17 9:23	7110842	JG
Acrylonitrile	ND	61	ug/kg dry	EPA 8260B		1	11/30/17 12:00	12/01/17 9:23	7110842	JG
Benzene	ND	6.1	ug/kg dry	EPA 8260B		1	11/30/17 12:00	12/01/17 9:23	7110842	JG
Bromobenzene	ND	12	ug/kg dry	EPA 8260B		1	11/30/17 12:00	12/01/17 9:23	7110842	JG
Bromochloromethane	ND	12	ug/kg dry	EPA 8260B		1	11/30/17 12:00	12/01/17 9:23	7110842	JG
Bromodichloromethane	ND	12	ug/kg dry	EPA 8260B		1	11/30/17 12:00	12/01/17 9:23	7110842	JG
Bromoform	ND	12	ug/kg dry	EPA 8260B		1	11/30/17 12:00	12/01/17 9:23	7110842	JG
Bromomethane	ND	12	ug/kg dry	EPA 8260B		1	11/30/17 12:00	12/01/17 9:23	7110842	JG
n-Butylbenzene	ND	12	ug/kg dry	EPA 8260B		1	11/30/17 12:00	12/01/17 9:23	7110842	JG
sec-Butylbenzene	ND	12	ug/kg dry	EPA 8260B		1	11/30/17 12:00	12/01/17 9:23	7110842	JG
tert-Butylbenzene	ND	12	ug/kg dry	EPA 8260B		1	11/30/17 12:00	12/01/17 9:23	7110842	JG
Carbon Disulfide	ND	12	ug/kg dry	EPA 8260B		1	11/30/17 12:00	12/01/17 9:23	7110842	JG
Carbon Tetrachloride	ND	6.1	ug/kg dry	EPA 8260B		1	11/30/17 12:00	12/01/17 9:23	7110842	JG
Chlorobenzene	ND	12	ug/kg dry	EPA 8260B		1	11/30/17 12:00	12/01/17 9:23	7110842	JG
Chloroethane	ND	6.1	ug/kg dry	EPA 8260B		1	11/30/17 12:00	12/01/17 9:23	7110842	JG
Chloroform	ND	6.1	ug/kg dry	EPA 8260B		1	11/30/17 12:00	12/01/17 9:23	7110842	JG
Chloromethane	ND	12	ug/kg dry	EPA 8260B		1	11/30/17 12:00	12/01/17 9:23	7110842	JG
2-Chlorotoluene	ND	12	ug/kg dry	EPA 8260B		1	11/30/17 12:00	12/01/17 9:23	7110842	JG
4-Chlorotoluene	ND	12	ug/kg dry	EPA 8260B		1	11/30/17 12:00	12/01/17 9:23	7110842	JG
Dibromochloromethane	ND	6.1	ug/kg dry	EPA 8260B		1	11/30/17 12:00	12/01/17 9:23	7110842	JG
1,2-Dibromo-3-chloropropane	ND	12	ug/kg dry	EPA 8260B		1	11/30/17 12:00	12/01/17 9:23	7110842	JG
1,2-Dibromoethane	ND	12	ug/kg dry	EPA 8260B		1	11/30/17 12:00	12/01/17 9:23	7110842	JG
Dibromomethane	ND	12	ug/kg dry	EPA 8260B		1	11/30/17 12:00	12/01/17 9:23	7110842	JG
1,2-Dichlorobenzene	ND	12	ug/kg dry	EPA 8260B		1	11/30/17 12:00	12/01/17 9:23	7110842	JG
1,3-Dichlorobenzene	ND	12	ug/kg dry	EPA 8260B		1	11/30/17 12:00	12/01/17 9:23	7110842	JG
1,4-Dichlorobenzene	ND	12	ug/kg dry	EPA 8260B		1	11/30/17 12:00	12/01/17 9:23	7110842	JG
Dichlorodifluoromethane	ND	12	ug/kg dry	EPA 8260B		1	11/30/17 12:00	12/01/17 9:23	7110842	JG
1,1-Dichloroethane	ND	6.1	ug/kg dry	EPA 8260B		1	11/30/17 12:00	12/01/17 9:23	7110842	JG
1,2-Dichloroethane	ND	6.1	ug/kg dry	EPA 8260B		1	11/30/17 12:00	12/01/17 9:23	7110842	JG
1,1-Dichloroethene	ND	6.1	ug/kg dry	EPA 8260B		1	11/30/17 12:00	12/01/17 9:23	7110842	JG
cis-1,2-Dichloroethene	ND	6.1	ug/kg dry	EPA 8260B		1	11/30/17 12:00	12/01/17 9:23	7110842	JG
trans-1,2-Dichloroethene	ND	6.1	ug/kg dry	EPA 8260B		1	11/30/17 12:00	12/01/17 9:23	7110842	JG

PACE ANALYTICAL SERVICES, LLC.

Environmental Monitoring & Laboratory Analysis
110 Technology Parkway, Peachtree Corners, GA 30092
(770) 734-4200 FAX (770) 734-4201

WENCK Associates
1080 Holcomb Bridge Road, Building 100, S
Roswell GA, 30076
Attention: Ms. Katie T. Ross

December 05, 2017

Report No.: AAK0850
Client ID: HA-68@18'
Date/Time Sampled: 11/27/2017 5:40:00PM
Matrix: Soil

Project: AMC Dalton
Lab Number ID: AAK0850-09
Date/Time Received: 11/28/2017 3:00:00PM

Analyte	Result	RL	Units	Method	Qual.	DF	Preparation Date	Analytical Date	Batch	Init.
Volatile Organic Compounds by EPA 8260										
1,2-Dichloropropane	ND	6.1	ug/kg dry	EPA 8260B		1	11/30/17 12:00	12/01/17 9:23	7110842	JG
1,3-Dichloropropane	ND	6.1	ug/kg dry	EPA 8260B		1	11/30/17 12:00	12/01/17 9:23	7110842	JG
2,2-Dichloropropane	ND	12	ug/kg dry	EPA 8260B		1	11/30/17 12:00	12/01/17 9:23	7110842	JG
1,1-Dichloropropene	ND	12	ug/kg dry	EPA 8260B		1	11/30/17 12:00	12/01/17 9:23	7110842	JG
cis-1,3-Dichloropropene	ND	6.1	ug/kg dry	EPA 8260B		1	11/30/17 12:00	12/01/17 9:23	7110842	JG
trans-1,3-Dichloropropene	ND	6.1	ug/kg dry	EPA 8260B		1	11/30/17 12:00	12/01/17 9:23	7110842	JG
Ethylbenzene	ND	6.1	ug/kg dry	EPA 8260B		1	11/30/17 12:00	12/01/17 9:23	7110842	JG
Isopropylbenzene	ND	12	ug/kg dry	EPA 8260B		1	11/30/17 12:00	12/01/17 9:23	7110842	JG
p-Isopropyltoluene	ND	12	ug/kg dry	EPA 8260B		1	11/30/17 12:00	12/01/17 9:23	7110842	JG
Methyl Butyl Ketone (2-Hexanone)	ND	61	ug/kg dry	EPA 8260B		1	11/30/17 12:00	12/01/17 9:23	7110842	JG
Methylene Chloride	ND	12	ug/kg dry	EPA 8260B		1	11/30/17 12:00	12/01/17 9:23	7110842	JG
Methyl Ethyl Ketone (2-Butanone)	ND	120	ug/kg dry	EPA 8260B		1	11/30/17 12:00	12/01/17 9:23	7110842	JG
4-Methyl-2-pentanone (MIBK)	ND	61	ug/kg dry	EPA 8260B		1	11/30/17 12:00	12/01/17 9:23	7110842	JG
Naphthalene	ND	12	ug/kg dry	EPA 8260B		1	11/30/17 12:00	12/01/17 9:23	7110842	JG
n-Propylbenzene	ND	12	ug/kg dry	EPA 8260B		1	11/30/17 12:00	12/01/17 9:23	7110842	JG
Styrene	ND	6.1	ug/kg dry	EPA 8260B		1	11/30/17 12:00	12/01/17 9:23	7110842	JG
1,1,1,2-Tetrachloroethane	ND	12	ug/kg dry	EPA 8260B		1	11/30/17 12:00	12/01/17 9:23	7110842	JG
1,1,2,2-Tetrachloroethane	ND	6.1	ug/kg dry	EPA 8260B		1	11/30/17 12:00	12/01/17 9:23	7110842	JG
Tetrachloroethene	3200	550	ug/kg dry	EPA 8260B		100	11/30/17 12:00	12/01/17 7:12	7110842	JG
Toluene	ND	6.1	ug/kg dry	EPA 8260B		1	11/30/17 12:00	12/01/17 9:23	7110842	JG
1,2,3-Trichlorobenzene	ND	12	ug/kg dry	EPA 8260B		1	11/30/17 12:00	12/01/17 9:23	7110842	JG
1,2,4-Trichlorobenzene	ND	12	ug/kg dry	EPA 8260B		1	11/30/17 12:00	12/01/17 9:23	7110842	JG
1,1,1-Trichloroethane	ND	6.1	ug/kg dry	EPA 8260B		1	11/30/17 12:00	12/01/17 9:23	7110842	JG
1,1,2-Trichloroethane	ND	6.1	ug/kg dry	EPA 8260B		1	11/30/17 12:00	12/01/17 9:23	7110842	JG
Trichloroethene	ND	6.1	ug/kg dry	EPA 8260B		1	11/30/17 12:00	12/01/17 9:23	7110842	JG
Trichlorofluoromethane	ND	12	ug/kg dry	EPA 8260B		1	11/30/17 12:00	12/01/17 9:23	7110842	JG
1,2,3-Trichloropropane	ND	12	ug/kg dry	EPA 8260B		1	11/30/17 12:00	12/01/17 9:23	7110842	JG
1,2,4-Trimethylbenzene	ND	12	ug/kg dry	EPA 8260B		1	11/30/17 12:00	12/01/17 9:23	7110842	JG
1,3,5-Trimethylbenzene	ND	12	ug/kg dry	EPA 8260B		1	11/30/17 12:00	12/01/17 9:23	7110842	JG
Vinyl Acetate	ND	12	ug/kg dry	EPA 8260B		1	11/30/17 12:00	12/01/17 9:23	7110842	JG
Vinyl Chloride	ND	12	ug/kg dry	EPA 8260B		1	11/30/17 12:00	12/01/17 9:23	7110842	JG
m+p-Xylene	ND	6.1	ug/kg dry	EPA 8260B		1	11/30/17 12:00	12/01/17 9:23	7110842	JG
o-Xylene	ND	6.1	ug/kg dry	EPA 8260B		1	11/30/17 12:00	12/01/17 9:23	7110842	JG
Xylenes, total	ND	6.1	ug/kg dry	EPA 8260B		1	11/30/17 12:00	12/01/17 9:23	7110842	JG
Surrogate: Dibromofluoromethane	*92 %*	*80-121*		*EPA 8260B*			*11/30/17 12:00*	*12/1/17 7:12*	*7110842*	
Surrogate: Dibromofluoromethane	*94 %*	*80-121*		*EPA 8260B*			*11/30/17 12:00*	*12/1/17 9:23*	*7110842*	

PACE ANALYTICAL SERVICES, LLC.

Environmental Monitoring & Laboratory Analysis
110 Technology Parkway, Peachtree Corners, GA 30092
(770) 734-4200 FAX (770) 734-4201

WENCK Associates
1080 Holcomb Bridge Road, Building 100, S
Roswell GA, 30076
Attention: Ms. Katie T. Ross

December 05, 2017

Report No.: AAK0850
Client ID: HA-68@18'
Date/Time Sampled: 11/27/2017 5:40:00PM
Matrix: Soil

Project: AMC Dalton
Lab Number ID: AAK0850-09
Date/Time Received: 11/28/2017 3:00:00PM

Analyte	Result	RL	Units	Method	Qual.	DF	Preparation Date	Analytical Date	Batch	Init.
Volatile Organic Compounds by EPA 8260										
Surrogate: 1,2-Dichloroethane-d4	*106 %*	*70-131*		*EPA 8260B*			*11/30/17 12:00*	*12/1/17 9:23*	*7110842*	
Surrogate: 1,2-Dichloroethane-d4	*103 %*	*70-131*		*EPA 8260B*			*11/30/17 12:00*	*12/1/17 7:12*	*7110842*	
Surrogate: Toluene-d8	*95 %*	*79-120*		*EPA 8260B*			*11/30/17 12:00*	*12/1/17 9:23*	*7110842*	
Surrogate: Toluene-d8	*97 %*	*79-120*		*EPA 8260B*			*11/30/17 12:00*	*12/1/17 7:12*	*7110842*	
Surrogate: 4-Bromofluorobenzene	*105 %*	*80-121*		*EPA 8260B*			*11/30/17 12:00*	*12/1/17 9:23*	*7110842*	
Surrogate: 4-Bromofluorobenzene	*107 %*	*80-121*		*EPA 8260B*			*11/30/17 12:00*	*12/1/17 7:12*	*7110842*	

PACE ANALYTICAL SERVICES, LLC.

Environmental Monitoring & Laboratory Analysis
110 Technology Parkway, Peachtree Corners, GA 30092
(770) 734-4200 FAX (770) 734-4201

WENCK Associates
1080 Holcomb Bridge Road, Building 100, S
Roswell GA, 30076
Attention: Ms. Katie T. Ross

December 05, 2017

Report No.: AAK0850
Client ID: HA-63@8'
Date/Time Sampled: 11/28/2017 11:30:00AM
Matrix: Soil

Project: AMC Dalton
Lab Number ID: AAK0850-10
Date/Time Received: 11/28/2017 3:00:00PM

Analyte	Result	RL	Units	Method	Qual.	DF	Preparation Date	Analytical Date	Batch	Init.
General Chemistry										
% Solids	72.4	0.04	% by Weight	SOP Moisture		1	11/29/17 12:00	11/29/17 12:00	7110806	JPT
Volatile Organic Compounds by EPA 8260										
Acetone	ND	120	ug/kg dry	EPA 8260B		1	11/30/17 12:00	12/01/17 10:53	7110842	JG
Acrolein	ND	62	ug/kg dry	EPA 8260B		1	11/30/17 12:00	12/01/17 10:53	7110842	JG
Acrylonitrile	ND	62	ug/kg dry	EPA 8260B		1	11/30/17 12:00	12/01/17 10:53	7110842	JG
Benzene	ND	6.2	ug/kg dry	EPA 8260B		1	11/30/17 12:00	12/01/17 10:53	7110842	JG
Bromobenzene	ND	12	ug/kg dry	EPA 8260B		1	11/30/17 12:00	12/01/17 10:53	7110842	JG
Bromochloromethane	ND	12	ug/kg dry	EPA 8260B		1	11/30/17 12:00	12/01/17 10:53	7110842	JG
Bromodichloromethane	ND	12	ug/kg dry	EPA 8260B		1	11/30/17 12:00	12/01/17 10:53	7110842	JG
Bromoform	ND	12	ug/kg dry	EPA 8260B		1	11/30/17 12:00	12/01/17 10:53	7110842	JG
Bromomethane	ND	12	ug/kg dry	EPA 8260B		1	11/30/17 12:00	12/01/17 10:53	7110842	JG
n-Butylbenzene	ND	12	ug/kg dry	EPA 8260B		1	11/30/17 12:00	12/01/17 10:53	7110842	JG
sec-Butylbenzene	ND	12	ug/kg dry	EPA 8260B		1	11/30/17 12:00	12/01/17 10:53	7110842	JG
tert-Butylbenzene	ND	12	ug/kg dry	EPA 8260B		1	11/30/17 12:00	12/01/17 10:53	7110842	JG
Carbon Disulfide	ND	12	ug/kg dry	EPA 8260B		1	11/30/17 12:00	12/01/17 10:53	7110842	JG
Carbon Tetrachloride	ND	6.2	ug/kg dry	EPA 8260B		1	11/30/17 12:00	12/01/17 10:53	7110842	JG
Chlorobenzene	ND	12	ug/kg dry	EPA 8260B		1	11/30/17 12:00	12/01/17 10:53	7110842	JG
Chloroethane	ND	6.2	ug/kg dry	EPA 8260B		1	11/30/17 12:00	12/01/17 10:53	7110842	JG
Chloroform	ND	6.2	ug/kg dry	EPA 8260B		1	11/30/17 12:00	12/01/17 10:53	7110842	JG
Chloromethane	ND	12	ug/kg dry	EPA 8260B		1	11/30/17 12:00	12/01/17 10:53	7110842	JG
2-Chlorotoluene	ND	12	ug/kg dry	EPA 8260B		1	11/30/17 12:00	12/01/17 10:53	7110842	JG
4-Chlorotoluene	ND	12	ug/kg dry	EPA 8260B		1	11/30/17 12:00	12/01/17 10:53	7110842	JG
Dibromochloromethane	ND	6.2	ug/kg dry	EPA 8260B		1	11/30/17 12:00	12/01/17 10:53	7110842	JG
1,2-Dibromo-3-chloropropane	ND	12	ug/kg dry	EPA 8260B		1	11/30/17 12:00	12/01/17 10:53	7110842	JG
1,2-Dibromoethane	ND	12	ug/kg dry	EPA 8260B		1	11/30/17 12:00	12/01/17 10:53	7110842	JG
Dibromomethane	ND	12	ug/kg dry	EPA 8260B		1	11/30/17 12:00	12/01/17 10:53	7110842	JG
1,2-Dichlorobenzene	ND	12	ug/kg dry	EPA 8260B		1	11/30/17 12:00	12/01/17 10:53	7110842	JG
1,3-Dichlorobenzene	ND	12	ug/kg dry	EPA 8260B		1	11/30/17 12:00	12/01/17 10:53	7110842	JG
1,4-Dichlorobenzene	ND	12	ug/kg dry	EPA 8260B		1	11/30/17 12:00	12/01/17 10:53	7110842	JG
Dichlorodifluoromethane	ND	12	ug/kg dry	EPA 8260B		1	11/30/17 12:00	12/01/17 10:53	7110842	JG
1,1-Dichloroethane	ND	6.2	ug/kg dry	EPA 8260B		1	11/30/17 12:00	12/01/17 10:53	7110842	JG
1,2-Dichloroethane	ND	6.2	ug/kg dry	EPA 8260B		1	11/30/17 12:00	12/01/17 10:53	7110842	JG
1,1-Dichloroethene	ND	6.2	ug/kg dry	EPA 8260B		1	11/30/17 12:00	12/01/17 10:53	7110842	JG
cis-1,2-Dichloroethene	ND	6.2	ug/kg dry	EPA 8260B		1	11/30/17 12:00	12/01/17 10:53	7110842	JG
trans-1,2-Dichloroethene	ND	6.2	ug/kg dry	EPA 8260B		1	11/30/17 12:00	12/01/17 10:53	7110842	JG

PACE ANALYTICAL SERVICES, LLC.

Environmental Monitoring & Laboratory Analysis
110 Technology Parkway, Peachtree Corners, GA 30092
(770) 734-4200 FAX (770) 734-4201

WENCK Associates
1080 Holcomb Bridge Road, Building 100, S
Roswell GA, 30076
Attention: Ms. Katie T. Ross

December 05, 2017

Report No.: AAK0850
Client ID: HA-63@8'
Date/Time Sampled: 11/28/2017 11:30:00AM
Matrix: Soil

Project: AMC Dalton
Lab Number ID: AAK0850-10
Date/Time Received: 11/28/2017 3:00:00PM

Analyte	Result	RL	Units	Method	Qual.	DF	Preparation Date	Analytical Date	Batch	Init.
Volatile Organic Compounds by EPA 8260										
1,2-Dichloropropane	ND	6.2	ug/kg dry	EPA 8260B		1	11/30/17 12:00	12/01/17 10:53	7110842	JG
1,3-Dichloropropane	ND	6.2	ug/kg dry	EPA 8260B		1	11/30/17 12:00	12/01/17 10:53	7110842	JG
2,2-Dichloropropane	ND	12	ug/kg dry	EPA 8260B		1	11/30/17 12:00	12/01/17 10:53	7110842	JG
1,1-Dichloropropene	ND	12	ug/kg dry	EPA 8260B		1	11/30/17 12:00	12/01/17 10:53	7110842	JG
cis-1,3-Dichloropropene	ND	6.2	ug/kg dry	EPA 8260B		1	11/30/17 12:00	12/01/17 10:53	7110842	JG
trans-1,3-Dichloropropene	ND	6.2	ug/kg dry	EPA 8260B		1	11/30/17 12:00	12/01/17 10:53	7110842	JG
Ethylbenzene	ND	6.2	ug/kg dry	EPA 8260B		1	11/30/17 12:00	12/01/17 10:53	7110842	JG
Isopropylbenzene	ND	12	ug/kg dry	EPA 8260B		1	11/30/17 12:00	12/01/17 10:53	7110842	JG
p-Isopropyltoluene	ND	12	ug/kg dry	EPA 8260B		1	11/30/17 12:00	12/01/17 10:53	7110842	JG
Methyl Butyl Ketone (2-Hexanone)	ND	62	ug/kg dry	EPA 8260B		1	11/30/17 12:00	12/01/17 10:53	7110842	JG
Methylene Chloride	ND	12	ug/kg dry	EPA 8260B		1	11/30/17 12:00	12/01/17 10:53	7110842	JG
Methyl Ethyl Ketone (2-Butanone)	ND	120	ug/kg dry	EPA 8260B		1	11/30/17 12:00	12/01/17 10:53	7110842	JG
4-Methyl-2-pentanone (MIBK)	ND	62	ug/kg dry	EPA 8260B		1	11/30/17 12:00	12/01/17 10:53	7110842	JG
Naphthalene	ND	12	ug/kg dry	EPA 8260B		1	11/30/17 12:00	12/01/17 10:53	7110842	JG
n-Propylbenzene	ND	12	ug/kg dry	EPA 8260B		1	11/30/17 12:00	12/01/17 10:53	7110842	JG
Styrene	ND	6.2	ug/kg dry	EPA 8260B		1	11/30/17 12:00	12/01/17 10:53	7110842	JG
1,1,1,2-Tetrachloroethane	ND	12	ug/kg dry	EPA 8260B		1	11/30/17 12:00	12/01/17 10:53	7110842	JG
1,1,2,2-Tetrachloroethane	ND	6.2	ug/kg dry	EPA 8260B		1	11/30/17 12:00	12/01/17 10:53	7110842	JG
Tetrachloroethene	340	270	ug/kg dry	EPA 8260B		100	11/30/17 12:00	12/01/17 7:42	7110842	JG
Toluene	ND	6.2	ug/kg dry	EPA 8260B		1	11/30/17 12:00	12/01/17 10:53	7110842	JG
1,2,3-Trichlorobenzene	ND	12	ug/kg dry	EPA 8260B		1	11/30/17 12:00	12/01/17 10:53	7110842	JG
1,2,4-Trichlorobenzene	ND	12	ug/kg dry	EPA 8260B		1	11/30/17 12:00	12/01/17 10:53	7110842	JG
1,1,1-Trichloroethane	ND	6.2	ug/kg dry	EPA 8260B		1	11/30/17 12:00	12/01/17 10:53	7110842	JG
1,1,2-Trichloroethane	ND	6.2	ug/kg dry	EPA 8260B		1	11/30/17 12:00	12/01/17 10:53	7110842	JG
Trichloroethene	ND	6.2	ug/kg dry	EPA 8260B		1	11/30/17 12:00	12/01/17 10:53	7110842	JG
Trichlorofluoromethane	ND	12	ug/kg dry	EPA 8260B		1	11/30/17 12:00	12/01/17 10:53	7110842	JG
1,2,3-Trichloropropane	ND	12	ug/kg dry	EPA 8260B		1	11/30/17 12:00	12/01/17 10:53	7110842	JG
1,2,4-Trimethylbenzene	ND	12	ug/kg dry	EPA 8260B		1	11/30/17 12:00	12/01/17 10:53	7110842	JG
1,3,5-Trimethylbenzene	ND	12	ug/kg dry	EPA 8260B		1	11/30/17 12:00	12/01/17 10:53	7110842	JG
Vinyl Acetate	ND	12	ug/kg dry	EPA 8260B		1	11/30/17 12:00	12/01/17 10:53	7110842	JG
Vinyl Chloride	ND	12	ug/kg dry	EPA 8260B		1	11/30/17 12:00	12/01/17 10:53	7110842	JG
m+p-Xylene	ND	6.2	ug/kg dry	EPA 8260B		1	11/30/17 12:00	12/01/17 10:53	7110842	JG
o-Xylene	ND	6.2	ug/kg dry	EPA 8260B		1	11/30/17 12:00	12/01/17 10:53	7110842	JG
Xylenes, total	ND	6.2	ug/kg dry	EPA 8260B		1	11/30/17 12:00	12/01/17 10:53	7110842	JG
Surrogate: Dibromofluoromethane	*93 %*	*80-121*		*EPA 8260B*			*11/30/17 12:00*	*12/1/17 10:53*	*7110842*	
Surrogate: Dibromofluoromethane	*91 %*	*80-121*		*EPA 8260B*			*11/30/17 12:00*	*12/1/17 7:42*	*7110842*	

PACE ANALYTICAL SERVICES, LLC.

Environmental Monitoring & Laboratory Analysis
110 Technology Parkway, Peachtree Corners, GA 30092
(770) 734-4200 FAX (770) 734-4201

WENCK Associates
1080 Holcomb Bridge Road, Building 100, S
Roswell GA, 30076
Attention: Ms. Katie T. Ross

December 05, 2017

Report No.: AAK0850
Client ID: HA-63@8'
Date/Time Sampled: 11/28/2017 11:30:00AM
Matrix: Soil

Project: AMC Dalton
Lab Number ID: AAK0850-10
Date/Time Received: 11/28/2017 3:00:00PM

Analyte	Result	RL	Units	Method	Qual.	DF	Preparation Date	Analytical Date	Batch	Init.
Volatile Organic Compounds by EPA 8260										
Surrogate: 1,2-Dichloroethane-d4	*102 %*	*70-131*		*EPA 8260B*			*11/30/17 12:00*	*12/1/17 7:42*	*7110842*	
Surrogate: 1,2-Dichloroethane-d4	*105 %*	*70-131*		*EPA 8260B*			*11/30/17 12:00*	*12/1/17 10:53*	*7110842*	
Surrogate: Toluene-d8	*97 %*	*79-120*		*EPA 8260B*			*11/30/17 12:00*	*12/1/17 10:53*	*7110842*	
Surrogate: Toluene-d8	*99 %*	*79-120*		*EPA 8260B*			*11/30/17 12:00*	*12/1/17 7:42*	*7110842*	
Surrogate: 4-Bromofluorobenzene	*108 %*	*80-121*		*EPA 8260B*			*11/30/17 12:00*	*12/1/17 7:42*	*7110842*	
Surrogate: 4-Bromofluorobenzene	*105 %*	*80-121*		*EPA 8260B*			*11/30/17 12:00*	*12/1/17 10:53*	*7110842*	

PACE ANALYTICAL SERVICES, LLC.

Environmental Monitoring & Laboratory Analysis
110 Technology Parkway, Peachtree Corners, GA 30092
(770) 734-4200 FAX (770) 734-4201

WENCK Associates
1080 Holcomb Bridge Road, Building 100, S
Roswell GA, 30076
Attention: Ms. Katie T. Ross

December 05, 2017

Report No.: AAK0850
Client ID: HA-63@10'
Date/Time Sampled: 11/28/2017 11:40:00AM
Matrix: Soil

Project: AMC Dalton
Lab Number ID: AAK0850-11
Date/Time Received: 11/28/2017 3:00:00PM

Analyte	Result	RL	Units	Method	Qual.	DF	Preparation Date	Analytical Date	Batch	Init.
General Chemistry										
% Solids	80.4	0.04	% by Weight	SOP Moisture		1	11/29/17 12:00	11/29/17 12:00	7110806	JPT
Volatile Organic Compounds by EPA 8260										
Acetone	ND	110	ug/kg dry	EPA 8260B		1	11/30/17 12:00	12/01/17 12:53	7110842	JG
Acrolein	ND	55	ug/kg dry	EPA 8260B		1	11/30/17 12:00	12/01/17 12:53	7110842	JG
Acrylonitrile	ND	55	ug/kg dry	EPA 8260B		1	11/30/17 12:00	12/01/17 12:53	7110842	JG
Benzene	ND	5.5	ug/kg dry	EPA 8260B		1	11/30/17 12:00	12/01/17 12:53	7110842	JG
Bromobenzene	ND	11	ug/kg dry	EPA 8260B		1	11/30/17 12:00	12/01/17 12:53	7110842	JG
Bromochloromethane	ND	11	ug/kg dry	EPA 8260B		1	11/30/17 12:00	12/01/17 12:53	7110842	JG
Bromodichloromethane	ND	11	ug/kg dry	EPA 8260B		1	11/30/17 12:00	12/01/17 12:53	7110842	JG
Bromoform	ND	11	ug/kg dry	EPA 8260B		1	11/30/17 12:00	12/01/17 12:53	7110842	JG
Bromomethane	ND	11	ug/kg dry	EPA 8260B		1	11/30/17 12:00	12/01/17 12:53	7110842	JG
n-Butylbenzene	ND	11	ug/kg dry	EPA 8260B		1	11/30/17 12:00	12/01/17 12:53	7110842	JG
sec-Butylbenzene	ND	11	ug/kg dry	EPA 8260B		1	11/30/17 12:00	12/01/17 12:53	7110842	JG
tert-Butylbenzene	ND	11	ug/kg dry	EPA 8260B		1	11/30/17 12:00	12/01/17 12:53	7110842	JG
Carbon Disulfide	ND	11	ug/kg dry	EPA 8260B		1	11/30/17 12:00	12/01/17 12:53	7110842	JG
Carbon Tetrachloride	ND	5.5	ug/kg dry	EPA 8260B		1	11/30/17 12:00	12/01/17 12:53	7110842	JG
Chlorobenzene	ND	11	ug/kg dry	EPA 8260B		1	11/30/17 12:00	12/01/17 12:53	7110842	JG
Chloroethane	ND	5.5	ug/kg dry	EPA 8260B		1	11/30/17 12:00	12/01/17 12:53	7110842	JG
Chloroform	ND	5.5	ug/kg dry	EPA 8260B		1	11/30/17 12:00	12/01/17 12:53	7110842	JG
Chloromethane	ND	11	ug/kg dry	EPA 8260B		1	11/30/17 12:00	12/01/17 12:53	7110842	JG
2-Chlorotoluene	ND	11	ug/kg dry	EPA 8260B		1	11/30/17 12:00	12/01/17 12:53	7110842	JG
4-Chlorotoluene	ND	11	ug/kg dry	EPA 8260B		1	11/30/17 12:00	12/01/17 12:53	7110842	JG
Dibromochloromethane	ND	5.5	ug/kg dry	EPA 8260B		1	11/30/17 12:00	12/01/17 12:53	7110842	JG
1,2-Dibromo-3-chloropropane	ND	11	ug/kg dry	EPA 8260B		1	11/30/17 12:00	12/01/17 12:53	7110842	JG
1,2-Dibromoethane	ND	11	ug/kg dry	EPA 8260B		1	11/30/17 12:00	12/01/17 12:53	7110842	JG
Dibromomethane	ND	11	ug/kg dry	EPA 8260B		1	11/30/17 12:00	12/01/17 12:53	7110842	JG
1,2-Dichlorobenzene	ND	11	ug/kg dry	EPA 8260B		1	11/30/17 12:00	12/01/17 12:53	7110842	JG
1,3-Dichlorobenzene	ND	11	ug/kg dry	EPA 8260B		1	11/30/17 12:00	12/01/17 12:53	7110842	JG
1,4-Dichlorobenzene	ND	11	ug/kg dry	EPA 8260B		1	11/30/17 12:00	12/01/17 12:53	7110842	JG
Dichlorodifluoromethane	ND	11	ug/kg dry	EPA 8260B		1	11/30/17 12:00	12/01/17 12:53	7110842	JG
1,1-Dichloroethane	ND	5.5	ug/kg dry	EPA 8260B		1	11/30/17 12:00	12/01/17 12:53	7110842	JG
1,2-Dichloroethane	ND	5.5	ug/kg dry	EPA 8260B		1	11/30/17 12:00	12/01/17 12:53	7110842	JG
1,1-Dichloroethene	ND	5.5	ug/kg dry	EPA 8260B		1	11/30/17 12:00	12/01/17 12:53	7110842	JG
cis-1,2-Dichloroethene	ND	5.5	ug/kg dry	EPA 8260B		1	11/30/17 12:00	12/01/17 12:53	7110842	JG
trans-1,2-Dichloroethene	ND	5.5	ug/kg dry	EPA 8260B		1	11/30/17 12:00	12/01/17 12:53	7110842	JG

PACE ANALYTICAL SERVICES, LLC.

Environmental Monitoring & Laboratory Analysis
110 Technology Parkway, Peachtree Corners, GA 30092
(770) 734-4200 FAX (770) 734-4201

WENCK Associates
1080 Holcomb Bridge Road, Building 100, S
Roswell GA, 30076
Attention: Ms. Katie T. Ross

December 05, 2017

Report No.: AAK0850
Client ID: HA-63@10'
Date/Time Sampled: 11/28/2017 11:40:00AM
Matrix: Soil

Project: AMC Dalton
Lab Number ID: AAK0850-11
Date/Time Received: 11/28/2017 3:00:00PM

Analyte	Result	RL	Units	Method	Qual.	DF	Preparation Date	Analytical Date	Batch	Init.
Volatile Organic Compounds by EPA 8260										
1,2-Dichloropropane	ND	5.5	ug/kg dry	EPA 8260B		1	11/30/17 12:00	12/01/17 12:53	7110842	JG
1,3-Dichloropropane	ND	5.5	ug/kg dry	EPA 8260B		1	11/30/17 12:00	12/01/17 12:53	7110842	JG
2,2-Dichloropropane	ND	11	ug/kg dry	EPA 8260B		1	11/30/17 12:00	12/01/17 12:53	7110842	JG
1,1-Dichloropropene	ND	11	ug/kg dry	EPA 8260B		1	11/30/17 12:00	12/01/17 12:53	7110842	JG
cis-1,3-Dichloropropene	ND	5.5	ug/kg dry	EPA 8260B		1	11/30/17 12:00	12/01/17 12:53	7110842	JG
trans-1,3-Dichloropropene	ND	5.5	ug/kg dry	EPA 8260B		1	11/30/17 12:00	12/01/17 12:53	7110842	JG
Ethylbenzene	ND	5.5	ug/kg dry	EPA 8260B		1	11/30/17 12:00	12/01/17 12:53	7110842	JG
Isopropylbenzene	ND	11	ug/kg dry	EPA 8260B		1	11/30/17 12:00	12/01/17 12:53	7110842	JG
p-Isopropyltoluene	ND	11	ug/kg dry	EPA 8260B		1	11/30/17 12:00	12/01/17 12:53	7110842	JG
Methyl Butyl Ketone (2-Hexanone)	ND	55	ug/kg dry	EPA 8260B		1	11/30/17 12:00	12/01/17 12:53	7110842	JG
Methylene Chloride	ND	11	ug/kg dry	EPA 8260B		1	11/30/17 12:00	12/01/17 12:53	7110842	JG
Methyl Ethyl Ketone (2-Butanone)	ND	110	ug/kg dry	EPA 8260B		1	11/30/17 12:00	12/01/17 12:53	7110842	JG
4-Methyl-2-pentanone (MIBK)	ND	55	ug/kg dry	EPA 8260B		1	11/30/17 12:00	12/01/17 12:53	7110842	JG
Naphthalene	ND	11	ug/kg dry	EPA 8260B		1	11/30/17 12:00	12/01/17 12:53	7110842	JG
n-Propylbenzene	ND	11	ug/kg dry	EPA 8260B		1	11/30/17 12:00	12/01/17 12:53	7110842	JG
Styrene	ND	5.5	ug/kg dry	EPA 8260B		1	11/30/17 12:00	12/01/17 12:53	7110842	JG
1,1,1,2-Tetrachloroethane	ND	11	ug/kg dry	EPA 8260B		1	11/30/17 12:00	12/01/17 12:53	7110842	JG
1,1,2,2-Tetrachloroethane	ND	5.5	ug/kg dry	EPA 8260B		1	11/30/17 12:00	12/01/17 12:53	7110842	JG
Tetrachloroethene	180	120	ug/kg dry	EPA 8260B		100	11/30/17 12:00	12/01/17 8:12	7110842	JG
Toluene	ND	5.5	ug/kg dry	EPA 8260B		1	11/30/17 12:00	12/01/17 12:53	7110842	JG
1,2,3-Trichlorobenzene	ND	11	ug/kg dry	EPA 8260B		1	11/30/17 12:00	12/01/17 12:53	7110842	JG
1,2,4-Trichlorobenzene	ND	11	ug/kg dry	EPA 8260B		1	11/30/17 12:00	12/01/17 12:53	7110842	JG
1,1,1-Trichloroethane	ND	5.5	ug/kg dry	EPA 8260B		1	11/30/17 12:00	12/01/17 12:53	7110842	JG
1,1,2-Trichloroethane	ND	5.5	ug/kg dry	EPA 8260B		1	11/30/17 12:00	12/01/17 12:53	7110842	JG
Trichloroethene	ND	5.5	ug/kg dry	EPA 8260B		1	11/30/17 12:00	12/01/17 12:53	7110842	JG
Trichlorofluoromethane	ND	11	ug/kg dry	EPA 8260B		1	11/30/17 12:00	12/01/17 12:53	7110842	JG
1,2,3-Trichloropropane	ND	11	ug/kg dry	EPA 8260B		1	11/30/17 12:00	12/01/17 12:53	7110842	JG
1,2,4-Trimethylbenzene	ND	11	ug/kg dry	EPA 8260B		1	11/30/17 12:00	12/01/17 12:53	7110842	JG
1,3,5-Trimethylbenzene	ND	11	ug/kg dry	EPA 8260B		1	11/30/17 12:00	12/01/17 12:53	7110842	JG
Vinyl Acetate	ND	11	ug/kg dry	EPA 8260B		1	11/30/17 12:00	12/01/17 12:53	7110842	JG
Vinyl Chloride	ND	11	ug/kg dry	EPA 8260B		1	11/30/17 12:00	12/01/17 12:53	7110842	JG
m+p-Xylene	ND	5.5	ug/kg dry	EPA 8260B		1	11/30/17 12:00	12/01/17 12:53	7110842	JG
o-Xylene	ND	5.5	ug/kg dry	EPA 8260B		1	11/30/17 12:00	12/01/17 12:53	7110842	JG
Xylenes, total	ND	5.5	ug/kg dry	EPA 8260B		1	11/30/17 12:00	12/01/17 12:53	7110842	JG
Surrogate: Dibromofluoromethane	*95 %*	*80-121*		*EPA 8260B*			*11/30/17 12:00*	*12/1/17 12:53*	*7110842*	
Surrogate: Dibromofluoromethane	*90 %*	*80-121*		*EPA 8260B*			*11/30/17 12:00*	*12/1/17 8:12*	*7110842*	

PACE ANALYTICAL SERVICES, LLC.

Environmental Monitoring & Laboratory Analysis
110 Technology Parkway, Peachtree Corners, GA 30092
(770) 734-4200 FAX (770) 734-4201

WENCK Associates
1080 Holcomb Bridge Road, Building 100, S
Roswell GA, 30076
Attention: Ms. Katie T. Ross

December 05, 2017

Report No.: AAK0850
Client ID: HA-63@10'
Date/Time Sampled: 11/28/2017 11:40:00AM
Matrix: Soil

Project: AMC Dalton
Lab Number ID: AAK0850-11
Date/Time Received: 11/28/2017 3:00:00PM

Analyte	Result	RL	Units	Method	Qual.	DF	Preparation Date	Analytical Date	Batch	Init.
Volatile Organic Compounds by EPA 8260										
Surrogate: 1,2-Dichloroethane-d4	*102 %*	*70-131*		*EPA 8260B*			*11/30/17 12:00*	*12/1/17 8:12*	*7110842*	
Surrogate: 1,2-Dichloroethane-d4	*107 %*	*70-131*		*EPA 8260B*			*11/30/17 12:00*	*12/1/17 12:53*	*7110842*	
Surrogate: Toluene-d8	*98 %*	*79-120*		*EPA 8260B*			*11/30/17 12:00*	*12/1/17 8:12*	*7110842*	
Surrogate: Toluene-d8	*96 %*	*79-120*		*EPA 8260B*			*11/30/17 12:00*	*12/1/17 12:53*	*7110842*	
Surrogate: 4-Bromofluorobenzene	*108 %*	*80-121*		*EPA 8260B*			*11/30/17 12:00*	*12/1/17 8:12*	*7110842*	
Surrogate: 4-Bromofluorobenzene	*107 %*	*80-121*		*EPA 8260B*			*11/30/17 12:00*	*12/1/17 12:53*	*7110842*	

PACE ANALYTICAL SERVICES, LLC.

Environmental Monitoring & Laboratory Analysis
110 Technology Parkway, Peachtree Corners, GA 30092
(770) 734-4200 FAX (770) 734-4201

WENCK Associates
1080 Holcomb Bridge Road, Building 100, S
Roswell GA, 30076
Attention: Ms. Katie T. Ross

December 05, 2017

Report No.: AAK0850
Client ID: HA-63@20'
Date/Time Sampled: 11/28/2017 11:50:00AM
Matrix: Soil

Project: AMC Dalton
Lab Number ID: AAK0850-12
Date/Time Received: 11/28/2017 3:00:00PM

Analyte	Result	RL	Units	Method	Qual.	DF	Preparation Date	Analytical Date	Batch	Init.
General Chemistry										
% Solids	81.8	0.05	% by Weight	SOP Moisture		1	11/29/17 12:00	11/29/17 12:00	7110806	JPT
Volatile Organic Compounds by EPA 8260										
Acetone	ND	120	ug/kg dry	EPA 8260B		1	11/30/17 12:00	12/01/17 10:23	7110842	JG
Acrolein	ND	60	ug/kg dry	EPA 8260B		1	11/30/17 12:00	12/01/17 10:23	7110842	JG
Acrylonitrile	ND	60	ug/kg dry	EPA 8260B		1	11/30/17 12:00	12/01/17 10:23	7110842	JG
Benzene	ND	6.0	ug/kg dry	EPA 8260B		1	11/30/17 12:00	12/01/17 10:23	7110842	JG
Bromobenzene	ND	12	ug/kg dry	EPA 8260B		1	11/30/17 12:00	12/01/17 10:23	7110842	JG
Bromochloromethane	ND	12	ug/kg dry	EPA 8260B		1	11/30/17 12:00	12/01/17 10:23	7110842	JG
Bromodichloromethane	ND	12	ug/kg dry	EPA 8260B		1	11/30/17 12:00	12/01/17 10:23	7110842	JG
Bromoform	ND	12	ug/kg dry	EPA 8260B		1	11/30/17 12:00	12/01/17 10:23	7110842	JG
Bromomethane	ND	12	ug/kg dry	EPA 8260B		1	11/30/17 12:00	12/01/17 10:23	7110842	JG
n-Butylbenzene	ND	12	ug/kg dry	EPA 8260B		1	11/30/17 12:00	12/01/17 10:23	7110842	JG
sec-Butylbenzene	ND	12	ug/kg dry	EPA 8260B		1	11/30/17 12:00	12/01/17 10:23	7110842	JG
tert-Butylbenzene	ND	12	ug/kg dry	EPA 8260B		1	11/30/17 12:00	12/01/17 10:23	7110842	JG
Carbon Disulfide	ND	12	ug/kg dry	EPA 8260B		1	11/30/17 12:00	12/01/17 10:23	7110842	JG
Carbon Tetrachloride	ND	6.0	ug/kg dry	EPA 8260B		1	11/30/17 12:00	12/01/17 10:23	7110842	JG
Chlorobenzene	ND	12	ug/kg dry	EPA 8260B		1	11/30/17 12:00	12/01/17 10:23	7110842	JG
Chloroethane	ND	6.0	ug/kg dry	EPA 8260B		1	11/30/17 12:00	12/01/17 10:23	7110842	JG
Chloroform	ND	6.0	ug/kg dry	EPA 8260B		1	11/30/17 12:00	12/01/17 10:23	7110842	JG
Chloromethane	ND	12	ug/kg dry	EPA 8260B		1	11/30/17 12:00	12/01/17 10:23	7110842	JG
2-Chlorotoluene	ND	12	ug/kg dry	EPA 8260B		1	11/30/17 12:00	12/01/17 10:23	7110842	JG
4-Chlorotoluene	ND	12	ug/kg dry	EPA 8260B		1	11/30/17 12:00	12/01/17 10:23	7110842	JG
Dibromochloromethane	ND	6.0	ug/kg dry	EPA 8260B		1	11/30/17 12:00	12/01/17 10:23	7110842	JG
1,2-Dibromo-3-chloropropane	ND	12	ug/kg dry	EPA 8260B		1	11/30/17 12:00	12/01/17 10:23	7110842	JG
1,2-Dibromoethane	ND	12	ug/kg dry	EPA 8260B		1	11/30/17 12:00	12/01/17 10:23	7110842	JG
Dibromomethane	ND	12	ug/kg dry	EPA 8260B		1	11/30/17 12:00	12/01/17 10:23	7110842	JG
1,2-Dichlorobenzene	ND	12	ug/kg dry	EPA 8260B		1	11/30/17 12:00	12/01/17 10:23	7110842	JG
1,3-Dichlorobenzene	ND	12	ug/kg dry	EPA 8260B		1	11/30/17 12:00	12/01/17 10:23	7110842	JG
1,4-Dichlorobenzene	ND	12	ug/kg dry	EPA 8260B		1	11/30/17 12:00	12/01/17 10:23	7110842	JG
Dichlorodifluoromethane	ND	12	ug/kg dry	EPA 8260B		1	11/30/17 12:00	12/01/17 10:23	7110842	JG
1,1-Dichloroethane	ND	6.0	ug/kg dry	EPA 8260B		1	11/30/17 12:00	12/01/17 10:23	7110842	JG
1,2-Dichloroethane	ND	6.0	ug/kg dry	EPA 8260B		1	11/30/17 12:00	12/01/17 10:23	7110842	JG
1,1-Dichloroethene	ND	6.0	ug/kg dry	EPA 8260B		1	11/30/17 12:00	12/01/17 10:23	7110842	JG
cis-1,2-Dichloroethene	ND	6.0	ug/kg dry	EPA 8260B		1	11/30/17 12:00	12/01/17 10:23	7110842	JG
trans-1,2-Dichloroethene	ND	6.0	ug/kg dry	EPA 8260B		1	11/30/17 12:00	12/01/17 10:23	7110842	JG

PACE ANALYTICAL SERVICES, LLC.

Environmental Monitoring & Laboratory Analysis
110 Technology Parkway, Peachtree Corners, GA 30092
(770) 734-4200 FAX (770) 734-4201

WENCK Associates
1080 Holcomb Bridge Road, Building 100, S
Roswell GA, 30076
Attention: Ms. Katie T. Ross

December 05, 2017

Report No.: AAK0850
Client ID: HA-63@20'
Date/Time Sampled: 11/28/2017 11:50:00AM
Matrix: Soil

Project: AMC Dalton
Lab Number ID: AAK0850-12
Date/Time Received: 11/28/2017 3:00:00PM

Analyte	Result	RL	Units	Method	Qual.	DF	Preparation Date	Analytical Date	Batch	Init.
Volatile Organic Compounds by EPA 8260										
1,2-Dichloropropane	ND	6.0	ug/kg dry	EPA 8260B		1	11/30/17 12:00	12/01/17 10:23	7110842	JG
1,3-Dichloropropane	ND	6.0	ug/kg dry	EPA 8260B		1	11/30/17 12:00	12/01/17 10:23	7110842	JG
2,2-Dichloropropane	ND	12	ug/kg dry	EPA 8260B		1	11/30/17 12:00	12/01/17 10:23	7110842	JG
1,1-Dichloropropene	ND	12	ug/kg dry	EPA 8260B		1	11/30/17 12:00	12/01/17 10:23	7110842	JG
cis-1,3-Dichloropropene	ND	6.0	ug/kg dry	EPA 8260B		1	11/30/17 12:00	12/01/17 10:23	7110842	JG
trans-1,3-Dichloropropene	ND	6.0	ug/kg dry	EPA 8260B		1	11/30/17 12:00	12/01/17 10:23	7110842	JG
Ethylbenzene	ND	6.0	ug/kg dry	EPA 8260B		1	11/30/17 12:00	12/01/17 10:23	7110842	JG
Isopropylbenzene	ND	12	ug/kg dry	EPA 8260B		1	11/30/17 12:00	12/01/17 10:23	7110842	JG
p-Isopropyltoluene	ND	12	ug/kg dry	EPA 8260B		1	11/30/17 12:00	12/01/17 10:23	7110842	JG
Methyl Butyl Ketone (2-Hexanone)	ND	60	ug/kg dry	EPA 8260B		1	11/30/17 12:00	12/01/17 10:23	7110842	JG
Methylene Chloride	ND	12	ug/kg dry	EPA 8260B		1	11/30/17 12:00	12/01/17 10:23	7110842	JG
Methyl Ethyl Ketone (2-Butanone)	ND	120	ug/kg dry	EPA 8260B		1	11/30/17 12:00	12/01/17 10:23	7110842	JG
4-Methyl-2-pentanone (MIBK)	ND	60	ug/kg dry	EPA 8260B		1	11/30/17 12:00	12/01/17 10:23	7110842	JG
Naphthalene	ND	12	ug/kg dry	EPA 8260B		1	11/30/17 12:00	12/01/17 10:23	7110842	JG
n-Propylbenzene	ND	12	ug/kg dry	EPA 8260B		1	11/30/17 12:00	12/01/17 10:23	7110842	JG
Styrene	ND	6.0	ug/kg dry	EPA 8260B		1	11/30/17 12:00	12/01/17 10:23	7110842	JG
1,1,1,2-Tetrachloroethane	ND	12	ug/kg dry	EPA 8260B		1	11/30/17 12:00	12/01/17 10:23	7110842	JG
1,1,2,2-Tetrachloroethane	ND	6.0	ug/kg dry	EPA 8260B		1	11/30/17 12:00	12/01/17 10:23	7110842	JG
Tetrachloroethene	49	6.0	ug/kg dry	EPA 8260B		1	11/30/17 12:00	12/01/17 10:23	7110842	JG
Toluene	ND	6.0	ug/kg dry	EPA 8260B		1	11/30/17 12:00	12/01/17 10:23	7110842	JG
1,2,3-Trichlorobenzene	ND	12	ug/kg dry	EPA 8260B		1	11/30/17 12:00	12/01/17 10:23	7110842	JG
1,2,4-Trichlorobenzene	ND	12	ug/kg dry	EPA 8260B		1	11/30/17 12:00	12/01/17 10:23	7110842	JG
1,1,1-Trichloroethane	ND	6.0	ug/kg dry	EPA 8260B		1	11/30/17 12:00	12/01/17 10:23	7110842	JG
1,1,2-Trichloroethane	ND	6.0	ug/kg dry	EPA 8260B		1	11/30/17 12:00	12/01/17 10:23	7110842	JG
Trichloroethene	ND	6.0	ug/kg dry	EPA 8260B		1	11/30/17 12:00	12/01/17 10:23	7110842	JG
Trichlorofluoromethane	ND	12	ug/kg dry	EPA 8260B		1	11/30/17 12:00	12/01/17 10:23	7110842	JG
1,2,3-Trichloropropane	ND	12	ug/kg dry	EPA 8260B		1	11/30/17 12:00	12/01/17 10:23	7110842	JG
1,2,4-Trimethylbenzene	ND	12	ug/kg dry	EPA 8260B		1	11/30/17 12:00	12/01/17 10:23	7110842	JG
1,3,5-Trimethylbenzene	ND	12	ug/kg dry	EPA 8260B		1	11/30/17 12:00	12/01/17 10:23	7110842	JG
Vinyl Acetate	ND	12	ug/kg dry	EPA 8260B		1	11/30/17 12:00	12/01/17 10:23	7110842	JG
Vinyl Chloride	ND	12	ug/kg dry	EPA 8260B		1	11/30/17 12:00	12/01/17 10:23	7110842	JG
m+p-Xylene	ND	6.0	ug/kg dry	EPA 8260B		1	11/30/17 12:00	12/01/17 10:23	7110842	JG
o-Xylene	ND	6.0	ug/kg dry	EPA 8260B		1	11/30/17 12:00	12/01/17 10:23	7110842	JG
Xylenes, total	ND	6.0	ug/kg dry	EPA 8260B		1	11/30/17 12:00	12/01/17 10:23	7110842	JG
Surrogate: Dibromofluoromethane	*95 %*	*80-121*		*EPA 8260B*			*11/30/17 12:00*	*12/1/17 10:23*	*7110842*	
Surrogate: 1,2-Dichloroethane-d4	*107 %*	*70-131*		*EPA 8260B*			*11/30/17 12:00*	*12/1/17 10:23*	*7110842*	

PACE ANALYTICAL SERVICES, LLC.

Environmental Monitoring & Laboratory Analysis
110 Technology Parkway, Peachtree Corners, GA 30092
(770) 734-4200 FAX (770) 734-4201

WENCK Associates
1080 Holcomb Bridge Road, Building 100, S
Roswell GA, 30076
Attention: Ms. Katie T. Ross

December 05, 2017

Report No.: AAK0850
Client ID: HA-63@20'
Date/Time Sampled: 11/28/2017 11:50:00AM
Matrix: Soil

Project: AMC Dalton
Lab Number ID: AAK0850-12
Date/Time Received: 11/28/2017 3:00:00PM

Analyte	Result	RL	Units	Method	Qual.	DF	Preparation Date	Analytical Date	Batch	Init.
Volatile Organic Compounds by EPA 8260										
Surrogate: Toluene-d8	*97 %*	*79-120*		*EPA 8260B*			*11/30/17 12:00*	*12/1/17 10:23*	*7110842*	
Surrogate: 4-Bromofluorobenzene	*109 %*	*80-121*		*EPA 8260B*			*11/30/17 12:00*	*12/1/17 10:23*	*7110842*	

PACE ANALYTICAL SERVICES, LLC.

Environmental Monitoring & Laboratory Analysis
110 Technology Parkway, Peachtree Corners, GA 30092
(770) 734-4200 FAX (770) 734-4201

WENCK Associates
1080 Holcomb Bridge Road, Building 100, S
Roswell GA, 30076
Attention: Ms. Katie T. Ross

December 05, 2017

Report No.: AAK0850

General Chemistry - Quality Control

Analyte	Result	Reporting Limit	Units	Spike Level	Source Result	%REC	%REC Limits	RPD	RPD Limit	Qual
Batch 7110806 - % Solids										
Duplicate (7110806-DUP1)		**Source: AAK0694-01**			Prepared & Analyzed: 11/29/17					
% Solids	1.81	0.04	% by Weight		1.83			1	10	
Duplicate (7110806-DUP2)		**Source: AAK0803-02**			Prepared & Analyzed: 11/29/17					
% Solids	31.9	0.04	% by Weight		36.8			14	10	QR-03

PACE ANALYTICAL SERVICES, LLC.

Environmental Monitoring & Laboratory Analysis
110 Technology Parkway, Peachtree Corners, GA 30092
(770) 734-4200 FAX (770) 734-4201

WENCK Associates
1080 Holcomb Bridge Road, Building 100, S
Roswell GA, 30076
Attention: Ms. Katie T. Ross

December 05, 2017

Report No.: AAK0850

Volatile Organic Compounds by EPA 8260 - Quality Control

Analyte	Result	Reporting Limit	Units	Spike Level	Source Result	%REC	%REC Limits	RPD	RPD Limit	Qual
Batch 7110818 - EPA 5035										
Blank (7110818-BLK1)					Prepared & Analyzed: 11/29/17					
Acetone	ND	5000	ug/kg wet							
Acrolein	ND	2500	ug/kg wet							
Acrylonitrile	ND	2500	ug/kg wet							
Benzene	ND	250	ug/kg wet							
Bromobenzene	ND	500	ug/kg wet							
Bromochloromethane	ND	500	ug/kg wet							
Bromodichloromethane	ND	500	ug/kg wet							
Bromoform	ND	500	ug/kg wet							
Bromomethane	ND	500	ug/kg wet							
n-Butylbenzene	ND	500	ug/kg wet							
sec-Butylbenzene	ND	500	ug/kg wet							
tert-Butylbenzene	ND	500	ug/kg wet							
Carbon Disulfide	ND	500	ug/kg wet							
Carbon Tetrachloride	ND	250	ug/kg wet							
Chlorobenzene	ND	500	ug/kg wet							
Chloroethane	ND	250	ug/kg wet							
Chloroform	ND	250	ug/kg wet							
Chloromethane	ND	500	ug/kg wet							
2-Chlorotoluene	ND	500	ug/kg wet							
4-Chlorotoluene	ND	500	ug/kg wet							
Dibromochloromethane	ND	250	ug/kg wet							
1,2-Dibromo-3-chloropropane	ND	500	ug/kg wet							
1,2-Dibromoethane	ND	500	ug/kg wet							
Dibromomethane	ND	500	ug/kg wet							
1,2-Dichlorobenzene	ND	500	ug/kg wet							
1,3-Dichlorobenzene	ND	500	ug/kg wet							
1,4-Dichlorobenzene	ND	500	ug/kg wet							
Dichlorodifluoromethane	ND	500	ug/kg wet							
1,1-Dichloroethane	ND	250	ug/kg wet							
1,2-Dichloroethane	ND	250	ug/kg wet							
1,1-Dichloroethene	ND	250	ug/kg wet							
cis-1,2-Dichloroethene	ND	250	ug/kg wet							
trans-1,2-Dichloroethene	ND	250	ug/kg wet							
1,2-Dichloropropane	ND	250	ug/kg wet							
1,3-Dichloropropane	ND	250	ug/kg wet							
2,2-Dichloropropane	ND	500	ug/kg wet							
1,1-Dichloropropene	ND	500	ug/kg wet							
cis-1,3-Dichloropropene	ND	250	ug/kg wet							
trans-1,3-Dichloropropene	ND	250	ug/kg wet							
Ethylbenzene	ND	250	ug/kg wet							
Isopropylbenzene	ND	500	ug/kg wet							

PACE ANALYTICAL SERVICES, LLC.

Environmental Monitoring & Laboratory Analysis
110 Technology Parkway, Peachtree Corners, GA 30092
(770) 734-4200 FAX (770) 734-4201

WENCK Associates
1080 Holcomb Bridge Road, Building 100, S
Roswell GA, 30076
Attention: Ms. Katie T. Ross

December 05, 2017

Report No.: AAK0850

Volatile Organic Compounds by EPA 8260 - Quality Control

Analyte	Result	Reporting Limit	Units	Spike Level	Source Result	%REC	%REC Limits	RPD	RPD Limit	Qual
Batch 7110818 - EPA 5035										
Blank (7110818-BLK1)					Prepared & Analyzed: 11/29/17					
p-Isopropyltoluene	ND	500	ug/kg wet							
Methyl Butyl Ketone (2-Hexanone)	ND	2500	ug/kg wet							
Methylene Chloride	ND	500	ug/kg wet							
Methyl Ethyl Ketone (2-Butanone)	ND	5000	ug/kg wet							
4-Methyl-2-pentanone (MIBK)	ND	2500	ug/kg wet							
Naphthalene	ND	500	ug/kg wet							
n-Propylbenzene	ND	500	ug/kg wet							
Styrene	ND	250	ug/kg wet							
1,1,1,2-Tetrachloroethane	ND	500	ug/kg wet							
1,1,2,2-Tetrachloroethane	ND	250	ug/kg wet							
Tetrachloroethene	ND	250	ug/kg wet							
Toluene	ND	250	ug/kg wet							
1,2,3-Trichlorobenzene	ND	500	ug/kg wet							
1,2,4-Trichlorobenzene	ND	500	ug/kg wet							
1,1,1-Trichloroethane	ND	250	ug/kg wet							
1,1,2-Trichloroethane	ND	250	ug/kg wet							
Trichloroethene	ND	250	ug/kg wet							
Trichlorofluoromethane	ND	500	ug/kg wet							
1,2,3-Trichloropropane	ND	500	ug/kg wet							
1,2,4-Trimethylbenzene	ND	500	ug/kg wet							
1,3,5-Trimethylbenzene	ND	500	ug/kg wet							
Vinyl Acetate	ND	500	ug/kg wet							
Vinyl Chloride	ND	500	ug/kg wet							
m+p-Xylene	ND	250	ug/kg wet							
o-Xylene	ND	250	ug/kg wet							
Xylenes, total	ND	250	ug/kg wet							
Surrogate: Dibromofluoromethane	*46*		*ug/kg*	*50.000*		*92*	*80-121*			
Surrogate: 1,2-Dichloroethane-d4	*51*		*ug/kg*	*50.000*		*102*	*70-131*			
Surrogate: Toluene-d8	*50*		*ug/kg*	*50.000*		*100*	*79-120*			
Surrogate: 4-Bromofluorobenzene	*53*		*ug/kg*	*50.000*		*106*	*80-121*			

PACE ANALYTICAL SERVICES, LLC.

Environmental Monitoring & Laboratory Analysis
110 Technology Parkway, Peachtree Corners, GA 30092
(770) 734-4200 FAX (770) 734-4201

WENCK Associates
1080 Holcomb Bridge Road, Building 100, S
Roswell GA, 30076
Attention: Ms. Katie T. Ross

December 05, 2017

Report No.: AAK0850

Volatile Organic Compounds by EPA 8260 - Quality Control

Analyte	Result	Reporting Limit	Units	Spike Level	Source Result	%REC	%REC Limits	RPD	RPD Limit	Qual
Batch 7110818 - EPA 5035										
Blank (7110818-BLK2)					Prepared & Analyzed: 11/29/17					
Acetone	ND	100	ug/kg wet							
Acrolein	ND	50	ug/kg wet							
Acrylonitrile	ND	50	ug/kg wet							
Benzene	ND	5.0	ug/kg wet							
Bromobenzene	ND	10	ug/kg wet							
Bromochloromethane	ND	10	ug/kg wet							
Bromodichloromethane	ND	10	ug/kg wet							
Bromoform	ND	10	ug/kg wet							
Bromomethane	ND	10	ug/kg wet							
n-Butylbenzene	ND	10	ug/kg wet							
sec-Butylbenzene	ND	10	ug/kg wet							
tert-Butylbenzene	ND	10	ug/kg wet							
Carbon Disulfide	ND	10	ug/kg wet							
Carbon Tetrachloride	ND	5.0	ug/kg wet							
Chlorobenzene	ND	10	ug/kg wet							
Chloroethane	ND	5.0	ug/kg wet							
Chloroform	ND	5.0	ug/kg wet							
Chloromethane	ND	10	ug/kg wet							
2-Chlorotoluene	ND	10	ug/kg wet							
4-Chlorotoluene	ND	10	ug/kg wet							
Dibromochloromethane	ND	5.0	ug/kg wet							
1,2-Dibromo-3-chloropropane	ND	10	ug/kg wet							
1,2-Dibromoethane	ND	10	ug/kg wet							
Dibromomethane	ND	10	ug/kg wet							
1,2-Dichlorobenzene	ND	10	ug/kg wet							
1,3-Dichlorobenzene	ND	10	ug/kg wet							
1,4-Dichlorobenzene	ND	10	ug/kg wet							
Dichlorodifluoromethane	ND	10	ug/kg wet							
1,1-Dichloroethane	ND	5.0	ug/kg wet							
1,2-Dichloroethane	ND	5.0	ug/kg wet							
1,1-Dichloroethene	ND	5.0	ug/kg wet							
cis-1,2-Dichloroethene	ND	5.0	ug/kg wet							
trans-1,2-Dichloroethene	ND	5.0	ug/kg wet							
1,2-Dichloropropane	ND	5.0	ug/kg wet							
1,3-Dichloropropane	ND	5.0	ug/kg wet							
2,2-Dichloropropane	ND	10	ug/kg wet							
1,1-Dichloropropene	ND	10	ug/kg wet							
cis-1,3-Dichloropropene	ND	5.0	ug/kg wet							
trans-1,3-Dichloropropene	ND	5.0	ug/kg wet							
Ethylbenzene	ND	5.0	ug/kg wet							
Isopropylbenzene	ND	10	ug/kg wet							

PACE ANALYTICAL SERVICES, LLC.

Environmental Monitoring & Laboratory Analysis
110 Technology Parkway, Peachtree Corners, GA 30092
(770) 734-4200 FAX (770) 734-4201

WENCK Associates
1080 Holcomb Bridge Road, Building 100, S
Roswell GA, 30076
Attention: Ms. Katie T. Ross

December 05, 2017

Report No.: AAK0850

Volatile Organic Compounds by EPA 8260 - Quality Control

Analyte	Result	Reporting Limit	Units	Spike Level	Source Result	%REC	%REC Limits	RPD	RPD Limit	Qual
Batch 7110818 - EPA 5035										
Blank (7110818-BLK2)					Prepared & Analyzed: 11/29/17					
p-Isopropyltoluene	ND	10	ug/kg wet							
Methyl Butyl Ketone (2-Hexanone)	ND	50	ug/kg wet							
Methylene Chloride	ND	10	ug/kg wet							
Methyl Ethyl Ketone (2-Butanone)	ND	100	ug/kg wet							
4-Methyl-2-pentanone (MIBK)	ND	50	ug/kg wet							
Naphthalene	ND	10	ug/kg wet							
n-Propylbenzene	ND	10	ug/kg wet							
Styrene	ND	5.0	ug/kg wet							
1,1,1,2-Tetrachloroethane	ND	10	ug/kg wet							
1,1,2,2-Tetrachloroethane	ND	5.0	ug/kg wet							
Tetrachloroethene	ND	5.0	ug/kg wet							
Toluene	ND	5.0	ug/kg wet							
1,2,3-Trichlorobenzene	ND	10	ug/kg wet							
1,2,4-Trichlorobenzene	ND	10	ug/kg wet							
1,1,1-Trichloroethane	ND	5.0	ug/kg wet							
1,1,2-Trichloroethane	ND	5.0	ug/kg wet							
Trichloroethene	ND	5.0	ug/kg wet							
Trichlorofluoromethane	ND	10	ug/kg wet							
1,2,3-Trichloropropane	ND	10	ug/kg wet							
1,2,4-Trimethylbenzene	ND	10	ug/kg wet							
1,3,5-Trimethylbenzene	ND	10	ug/kg wet							
Vinyl Acetate	ND	10	ug/kg wet							
Vinyl Chloride	ND	10	ug/kg wet							
m+p-Xylene	ND	5.0	ug/kg wet							
o-Xylene	ND	5.0	ug/kg wet							
Xylenes, total	ND	5.0	ug/kg wet							
Surrogate: Dibromofluoromethane	*46*		*ug/kg*	*50.000*		*92*	*80-121*			
Surrogate: 1,2-Dichloroethane-d4	*50*		*ug/kg*	*50.000*		*100*	*70-131*			
Surrogate: Toluene-d8	*50*		*ug/kg*	*50.000*		*99*	*79-120*			
Surrogate: 4-Bromofluorobenzene	*54*		*ug/kg*	*50.000*		*108*	*80-121*			

PACE ANALYTICAL SERVICES, LLC.

Environmental Monitoring & Laboratory Analysis
110 Technology Parkway, Peachtree Corners, GA 30092
(770) 734-4200 FAX (770) 734-4201

WENCK Associates
1080 Holcomb Bridge Road, Building 100, S
Roswell GA, 30076
Attention: Ms. Katie T. Ross

December 05, 2017

Report No.: AAK0850

Volatile Organic Compounds by EPA 8260 - Quality Control

Analyte	Result	Reporting Limit	Units	Spike Level	Source Result	%REC	%REC Limits	RPD	RPD Limit	Qual
Batch 7110818 - EPA 5035										
LCS (7110818-BS1)					Prepared & Analyzed: 11/29/17					
Benzene	49		ug/kg	50.000		99	71-125			
Chlorobenzene	50		ug/kg	50.000		101	70-120			
1,1-Dichloroethene	42		ug/kg	50.000		84	71-139			
Toluene	50		ug/kg	50.000		101	69-120			
Trichloroethene	51		ug/kg	50.000		102	75-124			
Surrogate: Dibromofluoromethane	*46*		*ug/kg*	*50.000*		*93*	*80-121*			
Surrogate: 1,2-Dichloroethane-d4	*52*		*ug/kg*	*50.000*		*103*	*70-131*			
Surrogate: Toluene-d8	*49*		*ug/kg*	*50.000*		*98*	*79-120*			
Surrogate: 4-Bromofluorobenzene	*53*		*ug/kg*	*50.000*		*105*	*80-121*			
Matrix Spike (7110818-MS1)		**Source: AAK0754-15**			Prepared & Analyzed: 11/29/17					
Benzene	46		ug/kg	50.000	0.0	93	70-137			
Chlorobenzene	48		ug/kg	50.000	0.0	95	33-131			
1,1-Dichloroethene	38		ug/kg	50.000	0.0	76	48-146			
Toluene	47		ug/kg	50.000	0.0	95	41-133			
Trichloroethene	48		ug/kg	50.000	0.0	95	43-138			
Surrogate: Dibromofluoromethane	*43*		*ug/kg*	*50.000*		*85*	*80-121*			
Surrogate: 1,2-Dichloroethane-d4	*51*		*ug/kg*	*50.000*		*103*	*70-131*			
Surrogate: Toluene-d8	*49*		*ug/kg*	*50.000*		*99*	*79-120*			
Surrogate: 4-Bromofluorobenzene	*54*		*ug/kg*	*50.000*		*108*	*80-121*			
Matrix Spike Dup (7110818-MSD1)		**Source: AAK0754-15**			Prepared & Analyzed: 11/29/17					
Benzene	48		ug/kg	50.000	0.0	95	70-137	2	41	
Chlorobenzene	49		ug/kg	50.000	0.0	98	33-131	3	46	
1,1-Dichloroethene	38		ug/kg	50.000	0.0	76	48-146	0.2	57	
Toluene	48		ug/kg	50.000	0.0	96	41-133	1	61	
Trichloroethene	48		ug/kg	50.000	0.0	96	43-138	1	49	
Surrogate: Dibromofluoromethane	*41*		*ug/kg*	*50.000*		*83*	*80-121*			
Surrogate: 1,2-Dichloroethane-d4	*52*		*ug/kg*	*50.000*		*103*	*70-131*			
Surrogate: Toluene-d8	*50*		*ug/kg*	*50.000*		*100*	*79-120*			
Surrogate: 4-Bromofluorobenzene	*53*		*ug/kg*	*50.000*		*107*	*80-121*			

PACE ANALYTICAL SERVICES, LLC.

Environmental Monitoring & Laboratory Analysis
110 Technology Parkway, Peachtree Corners, GA 30092
(770) 734-4200 FAX (770) 734-4201

WENCK Associates
1080 Holcomb Bridge Road, Building 100, S
Roswell GA, 30076
Attention: Ms. Katie T. Ross

December 05, 2017

Report No.: AAK0850

Volatile Organic Compounds by EPA 8260 - Quality Control

Analyte	Result	Reporting Limit	Units	Spike Level	Source Result	%REC	%REC Limits	RPD	RPD Limit	Qual
Batch 7110842 - EPA 5035										
Blank (7110842-BLK1)					Prepared & Analyzed: 11/30/17					
Acetone	ND	5000	ug/kg wet							
Acrolein	ND	2500	ug/kg wet							
Acrylonitrile	ND	2500	ug/kg wet							
Benzene	ND	250	ug/kg wet							
Bromobenzene	ND	500	ug/kg wet							
Bromochloromethane	ND	500	ug/kg wet							
Bromodichloromethane	ND	500	ug/kg wet							
Bromoform	ND	500	ug/kg wet							
Bromomethane	ND	500	ug/kg wet							
n-Butylbenzene	ND	500	ug/kg wet							
sec-Butylbenzene	ND	500	ug/kg wet							
tert-Butylbenzene	ND	500	ug/kg wet							
Carbon Disulfide	ND	500	ug/kg wet							
Carbon Tetrachloride	ND	250	ug/kg wet							
Chlorobenzene	ND	500	ug/kg wet							
Chloroethane	ND	250	ug/kg wet							
Chloroform	ND	250	ug/kg wet							
Chloromethane	ND	500	ug/kg wet							
2-Chlorotoluene	ND	500	ug/kg wet							
4-Chlorotoluene	ND	500	ug/kg wet							
Dibromochloromethane	ND	250	ug/kg wet							
1,2-Dibromo-3-chloropropane	ND	500	ug/kg wet							
1,2-Dibromoethane	ND	500	ug/kg wet							
Dibromomethane	ND	500	ug/kg wet							
1,2-Dichlorobenzene	ND	500	ug/kg wet							
1,3-Dichlorobenzene	ND	500	ug/kg wet							
1,4-Dichlorobenzene	ND	500	ug/kg wet							
Dichlorodifluoromethane	ND	500	ug/kg wet							
1,1-Dichloroethane	ND	250	ug/kg wet							
1,2-Dichloroethane	ND	250	ug/kg wet							
1,1-Dichloroethene	ND	250	ug/kg wet							
cis-1,2-Dichloroethene	ND	250	ug/kg wet							
trans-1,2-Dichloroethene	ND	250	ug/kg wet							
1,2-Dichloropropane	ND	250	ug/kg wet							
1,3-Dichloropropane	ND	250	ug/kg wet							
2,2-Dichloropropane	ND	500	ug/kg wet							
1,1-Dichloropropene	ND	500	ug/kg wet							
cis-1,3-Dichloropropene	ND	250	ug/kg wet							
trans-1,3-Dichloropropene	ND	250	ug/kg wet							
Ethylbenzene	ND	250	ug/kg wet							
Isopropylbenzene	ND	500	ug/kg wet							

PACE ANALYTICAL SERVICES, LLC.

Environmental Monitoring & Laboratory Analysis
110 Technology Parkway, Peachtree Corners, GA 30092
(770) 734-4200 FAX (770) 734-4201

WENCK Associates
1080 Holcomb Bridge Road, Building 100, S
Roswell GA, 30076
Attention: Ms. Katie T. Ross

December 05, 2017

Report No.: AAK0850

Volatile Organic Compounds by EPA 8260 - Quality Control

Analyte	Result	Reporting Limit	Units	Spike Level	Source Result	%REC	%REC Limits	RPD	RPD Limit	Qual
Batch 7110842 - EPA 5035										
Blank (7110842-BLK1)					Prepared & Analyzed: 11/30/17					
p-Isopropyltoluene	ND	500	ug/kg wet							
Methyl Butyl Ketone (2-Hexanone)	ND	2500	ug/kg wet							
Methylene Chloride	ND	500	ug/kg wet							
Methyl Ethyl Ketone (2-Butanone)	ND	5000	ug/kg wet							
4-Methyl-2-pentanone (MIBK)	ND	2500	ug/kg wet							
Naphthalene	ND	500	ug/kg wet							
n-Propylbenzene	ND	500	ug/kg wet							
Styrene	ND	250	ug/kg wet							
1,1,1,2-Tetrachloroethane	ND	500	ug/kg wet							
1,1,2,2-Tetrachloroethane	ND	250	ug/kg wet							
Tetrachloroethene	ND	250	ug/kg wet							
Toluene	ND	250	ug/kg wet							
1,2,3-Trichlorobenzene	ND	500	ug/kg wet							
1,2,4-Trichlorobenzene	ND	500	ug/kg wet							
1,1,1-Trichloroethane	ND	250	ug/kg wet							
1,1,2-Trichloroethane	ND	250	ug/kg wet							
Trichloroethene	ND	250	ug/kg wet							
Trichlorofluoromethane	ND	500	ug/kg wet							
1,2,3-Trichloropropane	ND	500	ug/kg wet							
1,2,4-Trimethylbenzene	ND	500	ug/kg wet							
1,3,5-Trimethylbenzene	ND	500	ug/kg wet							
Vinyl Acetate	ND	500	ug/kg wet							
Vinyl Chloride	ND	500	ug/kg wet							
m+p-Xylene	ND	250	ug/kg wet							
o-Xylene	ND	250	ug/kg wet							
Xylenes, total	ND	250	ug/kg wet							
Surrogate: Dibromofluoromethane	*47*		*ug/kg*	*50.000*		*94*	*80-121*			
Surrogate: 1,2-Dichloroethane-d4	*50*		*ug/kg*	*50.000*		*100*	*70-131*			
Surrogate: Toluene-d8	*49*		*ug/kg*	*50.000*		*98*	*79-120*			
Surrogate: 4-Bromofluorobenzene	*54*		*ug/kg*	*50.000*		*108*	*80-121*			

PACE ANALYTICAL SERVICES, LLC.

Environmental Monitoring & Laboratory Analysis
110 Technology Parkway, Peachtree Corners, GA 30092
(770) 734-4200 FAX (770) 734-4201

WENCK Associates
1080 Holcomb Bridge Road, Building 100, S
Roswell GA, 30076
Attention: Ms. Katie T. Ross

December 05, 2017

Report No.: AAK0850

Volatile Organic Compounds by EPA 8260 - Quality Control

Analyte	Result	Reporting Limit	Units	Spike Level	Source Result	%REC	%REC Limits	RPD	RPD Limit	Qual
Batch 7110842 - EPA 5035										
Blank (7110842-BLK2)					Prepared & Analyzed: 11/30/17					
Acetone	ND	100	ug/kg wet							
Acrolein	ND	50	ug/kg wet							
Acrylonitrile	ND	50	ug/kg wet							
Benzene	ND	5.0	ug/kg wet							
Bromobenzene	ND	10	ug/kg wet							
Bromochloromethane	ND	10	ug/kg wet							
Bromodichloromethane	ND	10	ug/kg wet							
Bromoform	ND	10	ug/kg wet							
Bromomethane	ND	10	ug/kg wet							
n-Butylbenzene	ND	10	ug/kg wet							
sec-Butylbenzene	ND	10	ug/kg wet							
tert-Butylbenzene	ND	10	ug/kg wet							
Carbon Disulfide	ND	10	ug/kg wet							
Carbon Tetrachloride	ND	5.0	ug/kg wet							
Chlorobenzene	ND	10	ug/kg wet							
Chloroethane	ND	5.0	ug/kg wet							
Chloroform	ND	5.0	ug/kg wet							
Chloromethane	ND	10	ug/kg wet							
2-Chlorotoluene	ND	10	ug/kg wet							
4-Chlorotoluene	ND	10	ug/kg wet							
Dibromochloromethane	ND	5.0	ug/kg wet							
1,2-Dibromo-3-chloropropane	ND	10	ug/kg wet							
1,2-Dibromoethane	ND	10	ug/kg wet							
Dibromomethane	ND	10	ug/kg wet							
1,2-Dichlorobenzene	ND	10	ug/kg wet							
1,3-Dichlorobenzene	ND	10	ug/kg wet							
1,4-Dichlorobenzene	ND	10	ug/kg wet							
Dichlorodifluoromethane	ND	10	ug/kg wet							
1,1-Dichloroethane	ND	5.0	ug/kg wet							
1,2-Dichloroethane	ND	5.0	ug/kg wet							
1,1-Dichloroethene	ND	5.0	ug/kg wet							
cis-1,2-Dichloroethene	ND	5.0	ug/kg wet							
trans-1,2-Dichloroethene	ND	5.0	ug/kg wet							
1,2-Dichloropropane	ND	5.0	ug/kg wet							
1,3-Dichloropropane	ND	5.0	ug/kg wet							
2,2-Dichloropropane	ND	10	ug/kg wet							
1,1-Dichloropropene	ND	10	ug/kg wet							
cis-1,3-Dichloropropene	ND	5.0	ug/kg wet							
trans-1,3-Dichloropropene	ND	5.0	ug/kg wet							
Ethylbenzene	ND	5.0	ug/kg wet							
Isopropylbenzene	ND	10	ug/kg wet							

PACE ANALYTICAL SERVICES, LLC.

Environmental Monitoring & Laboratory Analysis
110 Technology Parkway, Peachtree Corners, GA 30092
(770) 734-4200 FAX (770) 734-4201

WENCK Associates
1080 Holcomb Bridge Road, Building 100, S
Roswell GA, 30076
Attention: Ms. Katie T. Ross

December 05, 2017

Report No.: AAK0850

Volatile Organic Compounds by EPA 8260 - Quality Control

Analyte	Result	Reporting Limit	Units	Spike Level	Source Result	%REC	%REC Limits	RPD	RPD Limit	Qual
Batch 7110842 - EPA 5035										
Blank (7110842-BLK2)					Prepared & Analyzed: 11/30/17					
p-Isopropyltoluene	ND	10	ug/kg wet							
Methyl Butyl Ketone (2-Hexanone)	ND	50	ug/kg wet							
Methylene Chloride	ND	10	ug/kg wet							
Methyl Ethyl Ketone (2-Butanone)	ND	100	ug/kg wet							
4-Methyl-2-pentanone (MIBK)	ND	50	ug/kg wet							
Naphthalene	ND	10	ug/kg wet							
n-Propylbenzene	ND	10	ug/kg wet							
Styrene	ND	5.0	ug/kg wet							
1,1,1,2-Tetrachloroethane	ND	10	ug/kg wet							
1,1,2,2-Tetrachloroethane	ND	5.0	ug/kg wet							
Tetrachloroethene	ND	5.0	ug/kg wet							
Toluene	ND	5.0	ug/kg wet							
1,2,3-Trichlorobenzene	ND	10	ug/kg wet							
1,2,4-Trichlorobenzene	ND	10	ug/kg wet							
1,1,1-Trichloroethane	ND	5.0	ug/kg wet							
1,1,2-Trichloroethane	ND	5.0	ug/kg wet							
Trichloroethene	ND	5.0	ug/kg wet							
Trichlorofluoromethane	ND	10	ug/kg wet							
1,2,3-Trichloropropane	ND	10	ug/kg wet							
1,2,4-Trimethylbenzene	ND	10	ug/kg wet							
1,3,5-Trimethylbenzene	ND	10	ug/kg wet							
Vinyl Acetate	ND	10	ug/kg wet							
Vinyl Chloride	ND	10	ug/kg wet							
m+p-Xylene	ND	5.0	ug/kg wet							
o-Xylene	ND	5.0	ug/kg wet							
Xylenes, total	ND	5.0	ug/kg wet							
Surrogate: Dibromofluoromethane	*47*		*ug/kg*	*50.000*		*93*	*80-121*			
Surrogate: 1,2-Dichloroethane-d4	*50*		*ug/kg*	*50.000*		*100*	*70-131*			
Surrogate: Toluene-d8	*49*		*ug/kg*	*50.000*		*99*	*79-120*			
Surrogate: 4-Bromofluorobenzene	*55*		*ug/kg*	*50.000*		*111*	*80-121*			

PACE ANALYTICAL SERVICES, LLC.

Environmental Monitoring & Laboratory Analysis
110 Technology Parkway, Peachtree Corners, GA 30092
(770) 734-4200 FAX (770) 734-4201

WENCK Associates
1080 Holcomb Bridge Road, Building 100, S
Roswell GA, 30076
Attention: Ms. Katie T. Ross

December 05, 2017

Report No.: AAK0850

Volatile Organic Compounds by EPA 8260 - Quality Control

Analyte	Result	Reporting Limit	Units	Spike Level	Source Result	%REC	%REC Limits	RPD	RPD Limit	Qual
Batch 7110842 - EPA 5035										
LCS (7110842-BS1)					Prepared & Analyzed: 11/30/17					
Benzene	57	5.0	ug/kg wet	50.000		114	71-125			
Chlorobenzene	53	10	ug/kg wet	50.000		106	70-120			
1,1-Dichloroethene	65	5.0	ug/kg wet	50.000		130	71-139			
Toluene	56	5.0	ug/kg wet	50.000		112	69-120			
Trichloroethene	59	5.0	ug/kg wet	50.000		118	75-124			
Surrogate: Dibromofluoromethane	*51*		*ug/kg*	*50.000*		*102*	*80-121*			
Surrogate: 1,2-Dichloroethane-d4	*51*		*ug/kg*	*50.000*		*103*	*70-131*			
Surrogate: Toluene-d8	*49*		*ug/kg*	*50.000*		*98*	*79-120*			
Surrogate: 4-Bromofluorobenzene	*50*		*ug/kg*	*50.000*		*100*	*80-121*			
Matrix Spike (7110842-MS1)	**Source: AAK0721-01**				Prepared & Analyzed: 11/30/17					
Benzene	60	6.4	ug/kg dry	64.449	ND	94	70-137			
Chlorobenzene	56	13	ug/kg dry	64.449	ND	86	33-131			
1,1-Dichloroethene	71	6.4	ug/kg dry	64.449	ND	110	48-146			
Toluene	59	6.4	ug/kg dry	64.449	ND	91	41-133			
Trichloroethene	61	6.4	ug/kg dry	64.449	ND	94	43-138			
Surrogate: Dibromofluoromethane	*50*		*ug/kg*	*50.000*		*100*	*80-121*			
Surrogate: 1,2-Dichloroethane-d4	*46*		*ug/kg*	*50.000*		*91*	*70-131*			
Surrogate: Toluene-d8	*51*		*ug/kg*	*50.000*		*102*	*79-120*			
Surrogate: 4-Bromofluorobenzene	*52*		*ug/kg*	*50.000*		*104*	*80-121*			
Matrix Spike Dup (7110842-MSD1)	**Source: AAK0721-01**				Prepared & Analyzed: 11/30/17					
Benzene	70	7.0	ug/kg dry	69.770	ND	100	70-137	15	41	
Chlorobenzene	64	14	ug/kg dry	69.770	ND	92	33-131	14	46	
1,1-Dichloroethene	84	7.0	ug/kg dry	69.770	ND	120	48-146	16	57	
Toluene	68	7.0	ug/kg dry	69.770	ND	97	41-133	14	61	
Trichloroethene	71	7.0	ug/kg dry	69.770	ND	102	43-138	16	49	
Surrogate: Dibromofluoromethane	*50*		*ug/kg*	*50.000*		*99*	*80-121*			
Surrogate: 1,2-Dichloroethane-d4	*45*		*ug/kg*	*50.000*		*89*	*70-131*			
Surrogate: Toluene-d8	*51*		*ug/kg*	*50.000*		*102*	*79-120*			
Surrogate: 4-Bromofluorobenzene	*52*		*ug/kg*	*50.000*		*103*	*80-121*			

PACE ANALYTICAL SERVICES, LLC.

Environmental Monitoring & Laboratory Analysis
110 Technology Parkway, Peachtree Corners, GA 30092
(770) 734-4200 FAX (770) 734-4201

WENCK Associates
1080 Holcomb Bridge Road, Building 100, S
Roswell GA, 30076
Attention: Ms. Katie T. Ross

December 05, 2017

Laboratory Certifications

Code	Description	Number	Expires
GADW	Georgia DW Inorganics Eff: 07/01/2016	812	06/30/2018
GADWM	Georgia DW Microbiology Eff: 07/01/2015	812	12/09/2019
NC	North Carolina	381	12/31/2017
NELAC	FL DOH (Non-Pot. Water, Solids) Eff:: 07/01/2016	E87315	06/30/2018
NELDW	FL DOH NELAC (Drinking Water) Eff: 07/01/2016	E87315	06/30/2018
SC	South Carolina	98011001	06/30/2018
TX	Texas	T104704397-08-TX	03/31/2018
VA	Virginia	460204	12/14/2017

PACE ANALYTICAL SERVICES, LLC.

Environmental Monitoring & Laboratory Analysis
110 Technology Parkway, Peachtree Corners, GA 30092
(770) 734-4200 FAX (770) 734-4201

WENCK Associates
1080 Holcomb Bridge Road, Building 100, S
Roswell GA, 30076
Attention: Ms. Katie T. Ross

December 05, 2017

Legend

Definition of Laboratory Terms

ND - None Detected at the Reporting Limit
TIC - Tentatively Identified Compound
CFU - Colony Forming Units
SOP - Method run per Pace Standard Operating Procedure
RL - Reporting Limit
DF - Dilution Factor
***** - Analyte not included in the NELAC list of certified analytes.

Sample Information

N-Nitrosodiphenylamine breaks down to diphenylamine in the GCMS; both analytes are reported as N-Nitrososdiphenylamine. Pace is not NELAC certified for diphenylamine.

Phthalic acid and phthalic anhydride are reported as dimethyl phthalate

Maleic acid and maleic anhydride are reported as dimethyl malate

1,2-Diphenylhydrazine breaks down to azobenzene in the GCMS; both analytes are reported as azobenzene

Drinking Water Records will be available for at least 5 years and are subject to disposal after the 5 years have elapsed.

Definition of Qualifiers

QR-03 The RPD value for the sample duplicate or MS/MSD was outside of QC acceptance limits due to suspected matrix interference and/or non-homogeneous sample matrix.

E The concentration indicated for this analyte is an estimated value above the calibration range of the instrument.

Note: Unless otherwise noted, all results are reported on an as received basis.

CHAIN OF CUSTODY RECORD

Pace Analytical® www.pacelabs.com

Pace Analytical Services, LLC - Atlanta GA
110 TECHNOLOGY PARKWAY, PEACHTREE CORNERS, GA 30092
(770) 734-4200 : FAX (770) 734-4201

CLIENT NAME: Wenck

CLIENT ADDRESS/PHONE NUMBER/FAX NUMBER: 1080 Holcomb Bridge Road, Roswell, GA 30076

REPORT TO: mpadgett@wenck.com

CC: Kross@wenck.com

REQUESTED COMPLETION DATE: Standard

PO #:

PROJECT NAME/STATE: AMC Dalton, Dalton, GA

PROJECT #: B65006

ANALYSIS REQUESTED

Collection DATE	Collection TIME	MATRIX CODE*	COMP	GRAB	SAMPLE IDENTIFICATION	# of CONTAINERS	8260-VOCS	LAB ID NUMBER	REMARKS/ADDITIONAL INFORMATION
11/27/17	1230	Soil		X	HA-62 @ 6'	6	X	1	
	1245			X	HA-62 @ 18'	6	X	2	
	1300			X	HA-61 @ 17'	6	X	3	
	1650			X	HA-60 @ 16'	6	X	4	
	1700			X	HA-69 @ 16'	6	X	5	
	1710			X	HA-69 @ 21'	6	X	6	
	1720			X	HA-68 @ 10'	6	X	7	
	1730			X	HA-64 @ 16'	6	X	8	
	1740			X	HA-68 @ 18'	6	X	9	
11/28/17	1130			X	HA-63 @ 8'	6	X	10	
	1140			X	HA-63 @ 10'	6	X	11	
	1150			X	HA-63 @ 20'	6	X	12	

CONTAINER TYPE: P - PLASTIC; A - AMBER GLASS; G - CLEAR GLASS; V - VOA VIAL; S - STERILE; O - OTHER

PRESERVATION: 1 - HCl, ≤6°C; 2 - H_2SO_4, ≤6°C; 3 - HNO_3; 4 - NaOH, ≤6°C; 5 - NaOH/ZnAc, ≤6°C; 6 - $Na_2S_2O_3$, ≤6°C; 7 - ≤6°C not frozen

*MATRIX CODES:

DW - DRINKING WATER; WW - WASTEWATER; GW - GROUNDWATER; SW - SURFACE WATER; ST - STORM WATER; W - WATER; S - SOIL; SL - SLUDGE; SD - SOLID; A - AIR; L - LIQUID; P - PRODUCT

SAMPLED BY AND TITLE: Mark Padgett / Wenck — DATE/TIME: 11-27-17 1800

RELINQUISHED BY: Mark Padgett — DATE/TIME: 11-28-17 1300

RECEIVED BY: [signature] — DATE/TIME: 11-28-17 1300

RELINQUISHED BY: [signature] — DATE/TIME:

RECEIVED BY LAB: [signature] — DATE/TIME: 11/28/17 1500

SAMPLE SHIPPED VIA: UPS FED-EX USPS COURIER CLIENT OTHER FS

Checked: No NA — Ice: Yes No NA — Temperature: Min: 2.8°C Max:

Custody Seal: Intact Broken Not Present N/A — # of Coolers — Cooler ID:

FOR LAB USE ONLY

LAB #: AAK0850

Entered into LIMS: [illegible]

Tracking #:

Rev. 12/15/2016

Sample Condition Upon Receipt

Pace Analytical

Client Name: Wenck

Project # AAK0850

Courier: ☐ Fed Ex ☐ UPS ☐ USPS ☐ Client ☐ Commercial ☑ Pace Other _____

Tracking #: _____

Optional
Proj. Due Date:
Proj. Name:

Custody Seal on Cooler/Box Present: ☑ yes ☐ no Seals intact: ☑ yes ☐ no

Packing Material: ☐ Bubble Wrap ☑ Bubble Bags ☐ None ☐ Other _____

Thermometer Used THR082

Type of Ice: (Wet) Blue None ☐ Samples on ice, cooling process has begun

Cooler Temperature 2.8°C

Biological Tissue is Frozen: Yes No

Date and Initials of person examining contents: _____

Temp should be above freezing to 6°C

		Comments:
Chain of Custody Present:	☑Yes ☐No ☐N/A	1
Chain of Custody Filled Out:	☑Yes ☐No ☐N/A	2.
Chain of Custody Relinquished:	☑Yes ☐No ☐N/A	3
Sampler Name & Signature on COC:	☑Yes ☐No ☐N/A	4
Samples Arrived within Hold Time	☑Yes ☐No ☐N/A	5
Short Hold Time Analysis (<72hr):	☑Yes ☐No ☐N/A	6
Rush Turn Around Time Requested:	☐Yes ☑No ☐N/A	7.
Sufficient Volume:	☑Yes ☐No ☐N/A	8.
Correct Containers Used:	☑Yes ☐No ☐N/A	9.
-Pace Containers Used:	☑Yes ☐No ☐N/A	
Containers Intact:	☑Yes ☐No ☐N/A	10
Filtered volume received for Dissolved tests	☐Yes ☐No ☑N/A	11
Sample Labels match COC:	☑Yes ☐No ☐N/A	12
-Includes date/time/ID/Analysis Matrix: S		
All containers needing preservation have been checked	☐Yes ☐No ☑N/A	13
All containers needing preservation are found to be in compliance with EPA recommendation.	☐Yes ☐No ☑N/A	
exceptions: VOA, coliform, TOC, O&G, WI-GRO (water)	☑Yes ☐No	Initial when completed / Lot # of added preservative
Samples checked for dechlorination:	☐Yes ☐No ☑N/A	14
Headspace in VOA Vials (>6mm):	☐Yes ☐No ☑N/A	15
Trip Blank Present:	☐Yes ☑No ☐N/A	16
Trip Blank Custody Seals Present	☐Yes ☐No ☑N/A	
Pace Trip Blank Lot # (if purchased):		

Client Notification/ Resolution:

Field Data Required? Y / N

Person Contacted: _____ Date/Time: _____

Comments/ Resolution: _____

Project Manager Review: _____ Date: _____

Note: Whenever there is a discrepancy affecting North Carolina compliance samples, a copy of this form will be sent to the North Carolina DEHNR Certification Office (i.e. out of hold, incorrect preservative, out of temp, incorrect containers).

FALL003rev.3, 11 September 2012

PACE ANALYTICAL SERVICES, LLC.

Environmental Monitoring & Laboratory Analysis
110 Technology Parkway, Peachtree Corners, GA 30092
(770) 734-4200 FAX (770) 734-4201

LOG-IN CHECKLIST

Printed: 11/29/2017 12:31:44PM

Attn: Ms. Katie T. Ross

Client: WENCK Associates
Project: AMC Dalton
Date Received: 11/28/17 15:00

Work Order: AAK0850
Logged In By: Charles Hawks

OBSERVATIONS

#Samples: 12 **#Containers:** 72

Minimum Temp(C): 2.8 **Maximum Temp(C):** 2.8 **Custody Seal(s) Used:** Yes

CHECKLIST ITEMS

COC included with Samples	YES
Sample Container(s) Intact	YES
Chain of Custody Complete	YES
Sample Container(s) Match COC	YES
Custody seal Intact	YES
Temperature in Compliance	YES
Sufficient Sample Volume for Analysis	YES
Zero Headspace Maintained for VOA Analyses	YES
Samples labeled preserved (If Applicable)	YES
Samples received within Allowable Hold Times	YES
Samples Received on Ice	YES
Preservation Confirmed	YES

Comments:

PACE ANALYTICAL SERVICES, LLC.

Environmental Monitoring & Laboratory Analysis
110 Technology Parkway, Peachtree Corners, GA 30092
(770) 734-4200 FAX (770) 734-4201

Laboratory Report

Prepared For:

WENCK Associates
1080 Holcomb Bridge Road, Building 100, Suite 190
Roswell, GA 30076

Attention: Ms. Katie T. Ross

Report Number: AAK0925
December 07, 2017
Project: AMC Dalton
Project #:B6506

We appreciate the opportunity to provide the analytical support for your project. The analytical results in this report are based upon information supplied by you, the client, and are for your exclusive use. If you have any questions regarding this data package, please do not hesitate to call.

Approved:

Signature

This report may not be reproduced, except in full, without written approval from Pace Analytical Services, LLC.
Pace Analytical Services, LLC. certifies that the following analytical results meet all requirements of the National Environmental Laboratory Accreditation Conference (NELAC).
All test results relate only to the samples analyzed.

PACE ANALYTICAL SERVICES, LLC.

Environmental Monitoring & Laboratory Analysis
110 Technology Parkway, Peachtree Corners, GA 30092
(770) 734-4200 FAX (770) 734-4201

WENCK Associates
1080 Holcomb Bridge Road, Building 100, S
Roswell GA, 30076
Attention: Ms. Katie T. Ross

December 07, 2017

ANALYTICAL REPORT FOR SAMPLES

Sample ID	Laboratory ID	Matrix	Date Sampled	Date Received
HA-67@16'	AAK0925-01	Soil	11/28/17 15:00	11/30/17 14:45
HA-67@22'	AAK0925-02	Soil	11/28/17 15:10	11/30/17 14:45
HA-64@16'	AAK0925-03	Soil	11/28/17 17:45	11/30/17 14:45
HA-64@22'	AAK0925-04	Soil	11/28/17 18:00	11/30/17 14:45

PACE ANALYTICAL SERVICES, LLC.

Environmental Monitoring & Laboratory Analysis
110 Technology Parkway, Peachtree Corners, GA 30092
(770) 734-4200 FAX (770) 734-4201

WENCK Associates
1080 Holcomb Bridge Road, Building 100, S
Roswell GA, 30076
Attention: Ms. Katie T. Ross

December 07, 2017

Report No.: AAK0925
Client ID: HA-67@16'
Date/Time Sampled: 11/28/2017 3:00:00PM
Matrix: Soil

Project: AMC Dalton
Lab Number ID: AAK0925-01
Date/Time Received: 11/30/2017 2:45:00PM

Analyte	Result	RL	Units	Method	Qual.	DF	Preparation Date	Analytical Date	Batch	Init.
General Chemistry										
% Solids	77.7	0.04	% by Weight	SOP Moisture		1	12/04/17 11:35	12/04/17 11:35	7120039	JPT
Volatile Organic Compounds by EPA 8260										
Acetone	ND	110	ug/kg dry	EPA 8260B		1	12/01/17 15:00	12/02/17 2:51	7120089	JG
Acrolein	ND	57	ug/kg dry	EPA 8260B		1	12/01/17 15:00	12/02/17 2:51	7120089	JG
Acrylonitrile	ND	57	ug/kg dry	EPA 8260B		1	12/01/17 15:00	12/02/17 2:51	7120089	JG
Benzene	ND	5.7	ug/kg dry	EPA 8260B		1	12/01/17 15:00	12/02/17 2:51	7120089	JG
Bromobenzene	ND	11	ug/kg dry	EPA 8260B		1	12/01/17 15:00	12/02/17 2:51	7120089	JG
Bromochloromethane	ND	11	ug/kg dry	EPA 8260B		1	12/01/17 15:00	12/02/17 2:51	7120089	JG
Bromodichloromethane	ND	11	ug/kg dry	EPA 8260B		1	12/01/17 15:00	12/02/17 2:51	7120089	JG
Bromoform	ND	11	ug/kg dry	EPA 8260B		1	12/01/17 15:00	12/02/17 2:51	7120089	JG
Bromomethane	ND	11	ug/kg dry	EPA 8260B		1	12/01/17 15:00	12/02/17 2:51	7120089	JG
n-Butylbenzene	ND	11	ug/kg dry	EPA 8260B		1	12/01/17 15:00	12/02/17 2:51	7120089	JG
sec-Butylbenzene	ND	11	ug/kg dry	EPA 8260B		1	12/01/17 15:00	12/02/17 2:51	7120089	JG
tert-Butylbenzene	ND	11	ug/kg dry	EPA 8260B		1	12/01/17 15:00	12/02/17 2:51	7120089	JG
Carbon Disulfide	ND	11	ug/kg dry	EPA 8260B		1	12/01/17 15:00	12/02/17 2:51	7120089	JG
Carbon Tetrachloride	ND	5.7	ug/kg dry	EPA 8260B		1	12/01/17 15:00	12/02/17 2:51	7120089	JG
Chlorobenzene	ND	11	ug/kg dry	EPA 8260B		1	12/01/17 15:00	12/02/17 2:51	7120089	JG
Chloroethane	ND	5.7	ug/kg dry	EPA 8260B		1	12/01/17 15:00	12/02/17 2:51	7120089	JG
Chloroform	ND	5.7	ug/kg dry	EPA 8260B		1	12/01/17 15:00	12/02/17 2:51	7120089	JG
Chloromethane	ND	11	ug/kg dry	EPA 8260B		1	12/01/17 15:00	12/02/17 2:51	7120089	JG
2-Chlorotoluene	ND	11	ug/kg dry	EPA 8260B		1	12/01/17 15:00	12/02/17 2:51	7120089	JG
4-Chlorotoluene	ND	11	ug/kg dry	EPA 8260B		1	12/01/17 15:00	12/02/17 2:51	7120089	JG
Dibromochloromethane	ND	5.7	ug/kg dry	EPA 8260B		1	12/01/17 15:00	12/02/17 2:51	7120089	JG
1,2-Dibromo-3-chloropropane	ND	11	ug/kg dry	EPA 8260B		1	12/01/17 15:00	12/02/17 2:51	7120089	JG
1,2-Dibromoethane	ND	11	ug/kg dry	EPA 8260B		1	12/01/17 15:00	12/02/17 2:51	7120089	JG
Dibromomethane	ND	11	ug/kg dry	EPA 8260B		1	12/01/17 15:00	12/02/17 2:51	7120089	JG
1,2-Dichlorobenzene	ND	11	ug/kg dry	EPA 8260B		1	12/01/17 15:00	12/02/17 2:51	7120089	JG
1,3-Dichlorobenzene	ND	11	ug/kg dry	EPA 8260B		1	12/01/17 15:00	12/02/17 2:51	7120089	JG
1,4-Dichlorobenzene	ND	11	ug/kg dry	EPA 8260B		1	12/01/17 15:00	12/02/17 2:51	7120089	JG
Dichlorodifluoromethane	ND	11	ug/kg dry	EPA 8260B		1	12/01/17 15:00	12/02/17 2:51	7120089	JG
1,1-Dichloroethane	ND	5.7	ug/kg dry	EPA 8260B		1	12/01/17 15:00	12/02/17 2:51	7120089	JG
1,2-Dichloroethane	ND	5.7	ug/kg dry	EPA 8260B		1	12/01/17 15:00	12/02/17 2:51	7120089	JG
1,1-Dichloroethene	ND	5.7	ug/kg dry	EPA 8260B		1	12/01/17 15:00	12/02/17 2:51	7120089	JG
cis-1,2-Dichloroethene	ND	5.7	ug/kg dry	EPA 8260B		1	12/01/17 15:00	12/02/17 2:51	7120089	JG
trans-1,2-Dichloroethene	ND	5.7	ug/kg dry	EPA 8260B		1	12/01/17 15:00	12/02/17 2:51	7120089	JG

PACE ANALYTICAL SERVICES, LLC.

Environmental Monitoring & Laboratory Analysis
110 Technology Parkway, Peachtree Corners, GA 30092
(770) 734-4200 FAX (770) 734-4201

WENCK Associates
1080 Holcomb Bridge Road, Building 100, S
Roswell GA, 30076
Attention: Ms. Katie T. Ross

December 07, 2017

Report No.: AAK0925
Client ID: HA-67@16'
Date/Time Sampled: 11/28/2017 3:00:00PM
Matrix: Soil

Project: AMC Dalton
Lab Number ID: AAK0925-01
Date/Time Received: 11/30/2017 2:45:00PM

Analyte	Result	RL	Units	Method	Qual.	DF	Preparation Date	Analytical Date	Batch	Init.
Volatile Organic Compounds by EPA 8260										
1,2-Dichloropropane	ND	5.7	ug/kg dry	EPA 8260B		1	12/01/17 15:00	12/02/17 2:51	7120089	JG
1,3-Dichloropropane	ND	5.7	ug/kg dry	EPA 8260B		1	12/01/17 15:00	12/02/17 2:51	7120089	JG
2,2-Dichloropropane	ND	11	ug/kg dry	EPA 8260B		1	12/01/17 15:00	12/02/17 2:51	7120089	JG
1,1-Dichloropropene	ND	11	ug/kg dry	EPA 8260B		1	12/01/17 15:00	12/02/17 2:51	7120089	JG
cis-1,3-Dichloropropene	ND	5.7	ug/kg dry	EPA 8260B		1	12/01/17 15:00	12/02/17 2:51	7120089	JG
trans-1,3-Dichloropropene	ND	5.7	ug/kg dry	EPA 8260B		1	12/01/17 15:00	12/02/17 2:51	7120089	JG
Ethylbenzene	ND	5.7	ug/kg dry	EPA 8260B		1	12/01/17 15:00	12/02/17 2:51	7120089	JG
Isopropylbenzene	ND	11	ug/kg dry	EPA 8260B		1	12/01/17 15:00	12/02/17 2:51	7120089	JG
p-Isopropyltoluene	ND	11	ug/kg dry	EPA 8260B		1	12/01/17 15:00	12/02/17 2:51	7120089	JG
Methyl Butyl Ketone (2-Hexanone)	ND	57	ug/kg dry	EPA 8260B		1	12/01/17 15:00	12/02/17 2:51	7120089	JG
Methylene Chloride	ND	11	ug/kg dry	EPA 8260B		1	12/01/17 15:00	12/02/17 2:51	7120089	JG
Methyl Ethyl Ketone (2-Butanone)	ND	110	ug/kg dry	EPA 8260B		1	12/01/17 15:00	12/02/17 2:51	7120089	JG
4-Methyl-2-pentanone (MIBK)	ND	57	ug/kg dry	EPA 8260B		1	12/01/17 15:00	12/02/17 2:51	7120089	JG
Naphthalene	ND	11	ug/kg dry	EPA 8260B		1	12/01/17 15:00	12/02/17 2:51	7120089	JG
n-Propylbenzene	ND	11	ug/kg dry	EPA 8260B		1	12/01/17 15:00	12/02/17 2:51	7120089	JG
Styrene	ND	5.7	ug/kg dry	EPA 8260B		1	12/01/17 15:00	12/02/17 2:51	7120089	JG
1,1,1,2-Tetrachloroethane	ND	11	ug/kg dry	EPA 8260B		1	12/01/17 15:00	12/02/17 2:51	7120089	JG
1,1,2,2-Tetrachloroethane	ND	5.7	ug/kg dry	EPA 8260B		1	12/01/17 15:00	12/02/17 2:51	7120089	JG
Tetrachloroethene	12	5.7	ug/kg dry	EPA 8260B		1	12/01/17 15:00	12/02/17 2:51	7120089	JG
Toluene	ND	5.7	ug/kg dry	EPA 8260B		1	12/01/17 15:00	12/02/17 2:51	7120089	JG
1,2,3-Trichlorobenzene	ND	11	ug/kg dry	EPA 8260B		1	12/01/17 15:00	12/02/17 2:51	7120089	JG
1,2,4-Trichlorobenzene	ND	11	ug/kg dry	EPA 8260B		1	12/01/17 15:00	12/02/17 2:51	7120089	JG
1,1,1-Trichloroethane	ND	5.7	ug/kg dry	EPA 8260B		1	12/01/17 15:00	12/02/17 2:51	7120089	JG
1,1,2-Trichloroethane	ND	5.7	ug/kg dry	EPA 8260B		1	12/01/17 15:00	12/02/17 2:51	7120089	JG
Trichloroethene	ND	5.7	ug/kg dry	EPA 8260B		1	12/01/17 15:00	12/02/17 2:51	7120089	JG
Trichlorofluoromethane	ND	11	ug/kg dry	EPA 8260B		1	12/01/17 15:00	12/02/17 2:51	7120089	JG
1,2,3-Trichloropropane	ND	11	ug/kg dry	EPA 8260B		1	12/01/17 15:00	12/02/17 2:51	7120089	JG
1,2,4-Trimethylbenzene	ND	11	ug/kg dry	EPA 8260B		1	12/01/17 15:00	12/02/17 2:51	7120089	JG
1,3,5-Trimethylbenzene	ND	11	ug/kg dry	EPA 8260B		1	12/01/17 15:00	12/02/17 2:51	7120089	JG
Vinyl Acetate	ND	11	ug/kg dry	EPA 8260B		1	12/01/17 15:00	12/02/17 2:51	7120089	JG
Vinyl Chloride	ND	11	ug/kg dry	EPA 8260B		1	12/01/17 15:00	12/02/17 2:51	7120089	JG
m+p-Xylene	ND	5.7	ug/kg dry	EPA 8260B		1	12/01/17 15:00	12/02/17 2:51	7120089	JG
o-Xylene	ND	5.7	ug/kg dry	EPA 8260B		1	12/01/17 15:00	12/02/17 2:51	7120089	JG
Xylenes, total	ND	5.7	ug/kg dry	EPA 8260B		1	12/01/17 15:00	12/02/17 2:51	7120089	JG
Surrogate: Dibromofluoromethane	*96 %*	*80-121*		*EPA 8260B*			*12/01/17 15:00*	*12/2/17 2:51*	*7120089*	
Surrogate: 1,2-Dichloroethane-d4	*109 %*	*70-131*		*EPA 8260B*			*12/01/17 15:00*	*12/2/17 2:51*	*7120089*	

PACE ANALYTICAL SERVICES, LLC.

Environmental Monitoring & Laboratory Analysis
110 Technology Parkway, Peachtree Corners, GA 30092
(770) 734-4200 FAX (770) 734-4201

WENCK Associates
1080 Holcomb Bridge Road, Building 100, S
Roswell GA, 30076
Attention: Ms. Katie T. Ross

December 07, 2017

Report No.: AAK0925
Client ID: HA-67@16'
Date/Time Sampled: 11/28/2017 3:00:00PM
Matrix: Soil

Project: AMC Dalton
Lab Number ID: AAK0925-01
Date/Time Received: 11/30/2017 2:45:00PM

Analyte	Result	RL	Units	Method	Qual.	DF	Preparation Date	Analytical Date	Batch	Init.
Volatile Organic Compounds by EPA 8260										
Surrogate: Toluene-d8	*95 %*	*79-120*		*EPA 8260B*			*12/01/17 15:00*	*12/2/17 2:51*	*7120089*	
Surrogate: 4-Bromofluorobenzene	*106 %*	*80-121*		*EPA 8260B*			*12/01/17 15:00*	*12/2/17 2:51*	*7120089*	

PACE ANALYTICAL SERVICES, LLC.

Environmental Monitoring & Laboratory Analysis
110 Technology Parkway, Peachtree Corners, GA 30092
(770) 734-4200 FAX (770) 734-4201

WENCK Associates
1080 Holcomb Bridge Road, Building 100, S
Roswell GA, 30076
Attention: Ms. Katie T. Ross

December 07, 2017

Report No.: AAK0925
Client ID: HA-67@22'
Date/Time Sampled: 11/28/2017 3:10:00PM
Matrix: Soil

Project: AMC Dalton
Lab Number ID: AAK0925-02
Date/Time Received: 11/30/2017 2:45:00PM

Analyte	Result	RL	Units	Method	Qual.	DF	Preparation Date	Analytical Date	Batch	Init.
General Chemistry										
% Solids	87.8	0.05	% by Weight	SOP Moisture		1	12/04/17 11:35	12/04/17 11:35	7120039	JPT
Volatile Organic Compounds by EPA 8260										
Acetone	ND	110	ug/kg dry	EPA 8260B		1	12/01/17 15:00	12/02/17 3:21	7120089	JG
Acrolein	ND	55	ug/kg dry	EPA 8260B		1	12/01/17 15:00	12/02/17 3:21	7120089	JG
Acrylonitrile	ND	55	ug/kg dry	EPA 8260B		1	12/01/17 15:00	12/02/17 3:21	7120089	JG
Benzene	ND	5.5	ug/kg dry	EPA 8260B		1	12/01/17 15:00	12/02/17 3:21	7120089	JG
Bromobenzene	ND	11	ug/kg dry	EPA 8260B		1	12/01/17 15:00	12/02/17 3:21	7120089	JG
Bromochloromethane	ND	11	ug/kg dry	EPA 8260B		1	12/01/17 15:00	12/02/17 3:21	7120089	JG
Bromodichloromethane	ND	11	ug/kg dry	EPA 8260B		1	12/01/17 15:00	12/02/17 3:21	7120089	JG
Bromoform	ND	11	ug/kg dry	EPA 8260B		1	12/01/17 15:00	12/02/17 3:21	7120089	JG
Bromomethane	ND	11	ug/kg dry	EPA 8260B		1	12/01/17 15:00	12/02/17 3:21	7120089	JG
n-Butylbenzene	ND	11	ug/kg dry	EPA 8260B		1	12/01/17 15:00	12/02/17 3:21	7120089	JG
sec-Butylbenzene	ND	11	ug/kg dry	EPA 8260B		1	12/01/17 15:00	12/02/17 3:21	7120089	JG
tert-Butylbenzene	ND	11	ug/kg dry	EPA 8260B		1	12/01/17 15:00	12/02/17 3:21	7120089	JG
Carbon Disulfide	ND	11	ug/kg dry	EPA 8260B		1	12/01/17 15:00	12/02/17 3:21	7120089	JG
Carbon Tetrachloride	ND	5.5	ug/kg dry	EPA 8260B		1	12/01/17 15:00	12/02/17 3:21	7120089	JG
Chlorobenzene	ND	11	ug/kg dry	EPA 8260B		1	12/01/17 15:00	12/02/17 3:21	7120089	JG
Chloroethane	ND	5.5	ug/kg dry	EPA 8260B		1	12/01/17 15:00	12/02/17 3:21	7120089	JG
Chloroform	ND	5.5	ug/kg dry	EPA 8260B		1	12/01/17 15:00	12/02/17 3:21	7120089	JG
Chloromethane	ND	11	ug/kg dry	EPA 8260B		1	12/01/17 15:00	12/02/17 3:21	7120089	JG
2-Chlorotoluene	ND	11	ug/kg dry	EPA 8260B		1	12/01/17 15:00	12/02/17 3:21	7120089	JG
4-Chlorotoluene	ND	11	ug/kg dry	EPA 8260B		1	12/01/17 15:00	12/02/17 3:21	7120089	JG
Dibromochloromethane	ND	5.5	ug/kg dry	EPA 8260B		1	12/01/17 15:00	12/02/17 3:21	7120089	JG
1,2-Dibromo-3-chloropropane	ND	11	ug/kg dry	EPA 8260B		1	12/01/17 15:00	12/02/17 3:21	7120089	JG
1,2-Dibromoethane	ND	11	ug/kg dry	EPA 8260B		1	12/01/17 15:00	12/02/17 3:21	7120089	JG
Dibromomethane	ND	11	ug/kg dry	EPA 8260B		1	12/01/17 15:00	12/02/17 3:21	7120089	JG
1,2-Dichlorobenzene	ND	11	ug/kg dry	EPA 8260B		1	12/01/17 15:00	12/02/17 3:21	7120089	JG
1,3-Dichlorobenzene	ND	11	ug/kg dry	EPA 8260B		1	12/01/17 15:00	12/02/17 3:21	7120089	JG
1,4-Dichlorobenzene	ND	11	ug/kg dry	EPA 8260B		1	12/01/17 15:00	12/02/17 3:21	7120089	JG
Dichlorodifluoromethane	ND	11	ug/kg dry	EPA 8260B		1	12/01/17 15:00	12/02/17 3:21	7120089	JG
1,1-Dichloroethane	ND	5.5	ug/kg dry	EPA 8260B		1	12/01/17 15:00	12/02/17 3:21	7120089	JG
1,2-Dichloroethane	ND	5.5	ug/kg dry	EPA 8260B		1	12/01/17 15:00	12/02/17 3:21	7120089	JG
1,1-Dichloroethene	ND	5.5	ug/kg dry	EPA 8260B		1	12/01/17 15:00	12/02/17 3:21	7120089	JG
cis-1,2-Dichloroethene	ND	5.5	ug/kg dry	EPA 8260B		1	12/01/17 15:00	12/02/17 3:21	7120089	JG
trans-1,2-Dichloroethene	ND	5.5	ug/kg dry	EPA 8260B		1	12/01/17 15:00	12/02/17 3:21	7120089	JG

PACE ANALYTICAL SERVICES, LLC.

Environmental Monitoring & Laboratory Analysis
110 Technology Parkway, Peachtree Corners, GA 30092
(770) 734-4200 FAX (770) 734-4201

WENCK Associates
1080 Holcomb Bridge Road, Building 100, S
Roswell GA, 30076
Attention: Ms. Katie T. Ross

December 07, 2017

Report No.: AAK0925
Client ID: HA-67@22'
Date/Time Sampled: 11/28/2017 3:10:00PM
Matrix: Soil

Project: AMC Dalton
Lab Number ID: AAK0925-02
Date/Time Received: 11/30/2017 2:45:00PM

Analyte	Result	RL	Units	Method	Qual.	DF	Preparation Date	Analytical Date	Batch	Init.
Volatile Organic Compounds by EPA 8260										
1,2-Dichloropropane	ND	5.5	ug/kg dry	EPA 8260B		1	12/01/17 15:00	12/02/17 3:21	7120089	JG
1,3-Dichloropropane	ND	5.5	ug/kg dry	EPA 8260B		1	12/01/17 15:00	12/02/17 3:21	7120089	JG
2,2-Dichloropropane	ND	11	ug/kg dry	EPA 8260B		1	12/01/17 15:00	12/02/17 3:21	7120089	JG
1,1-Dichloropropene	ND	11	ug/kg dry	EPA 8260B		1	12/01/17 15:00	12/02/17 3:21	7120089	JG
cis-1,3-Dichloropropene	ND	5.5	ug/kg dry	EPA 8260B		1	12/01/17 15:00	12/02/17 3:21	7120089	JG
trans-1,3-Dichloropropene	ND	5.5	ug/kg dry	EPA 8260B		1	12/01/17 15:00	12/02/17 3:21	7120089	JG
Ethylbenzene	ND	5.5	ug/kg dry	EPA 8260B		1	12/01/17 15:00	12/02/17 3:21	7120089	JG
Isopropylbenzene	ND	11	ug/kg dry	EPA 8260B		1	12/01/17 15:00	12/02/17 3:21	7120089	JG
p-Isopropyltoluene	ND	11	ug/kg dry	EPA 8260B		1	12/01/17 15:00	12/02/17 3:21	7120089	JG
Methyl Butyl Ketone (2-Hexanone)	ND	55	ug/kg dry	EPA 8260B		1	12/01/17 15:00	12/02/17 3:21	7120089	JG
Methylene Chloride	ND	11	ug/kg dry	EPA 8260B		1	12/01/17 15:00	12/02/17 3:21	7120089	JG
Methyl Ethyl Ketone (2-Butanone)	ND	110	ug/kg dry	EPA 8260B		1	12/01/17 15:00	12/02/17 3:21	7120089	JG
4-Methyl-2-pentanone (MIBK)	ND	55	ug/kg dry	EPA 8260B		1	12/01/17 15:00	12/02/17 3:21	7120089	JG
Naphthalene	ND	11	ug/kg dry	EPA 8260B		1	12/01/17 15:00	12/02/17 3:21	7120089	JG
n-Propylbenzene	ND	11	ug/kg dry	EPA 8260B		1	12/01/17 15:00	12/02/17 3:21	7120089	JG
Styrene	ND	5.5	ug/kg dry	EPA 8260B		1	12/01/17 15:00	12/02/17 3:21	7120089	JG
1,1,1,2-Tetrachloroethane	ND	11	ug/kg dry	EPA 8260B		1	12/01/17 15:00	12/02/17 3:21	7120089	JG
1,1,2,2-Tetrachloroethane	ND	5.5	ug/kg dry	EPA 8260B		1	12/01/17 15:00	12/02/17 3:21	7120089	JG
Tetrachloroethene	23	5.5	ug/kg dry	EPA 8260B		1	12/01/17 15:00	12/02/17 3:21	7120089	JG
Toluene	ND	5.5	ug/kg dry	EPA 8260B		1	12/01/17 15:00	12/02/17 3:21	7120089	JG
1,2,3-Trichlorobenzene	ND	11	ug/kg dry	EPA 8260B		1	12/01/17 15:00	12/02/17 3:21	7120089	JG
1,2,4-Trichlorobenzene	ND	11	ug/kg dry	EPA 8260B		1	12/01/17 15:00	12/02/17 3:21	7120089	JG
1,1,1-Trichloroethane	ND	5.5	ug/kg dry	EPA 8260B		1	12/01/17 15:00	12/02/17 3:21	7120089	JG
1,1,2-Trichloroethane	ND	5.5	ug/kg dry	EPA 8260B		1	12/01/17 15:00	12/02/17 3:21	7120089	JG
Trichloroethene	ND	5.5	ug/kg dry	EPA 8260B		1	12/01/17 15:00	12/02/17 3:21	7120089	JG
Trichlorofluoromethane	ND	11	ug/kg dry	EPA 8260B		1	12/01/17 15:00	12/02/17 3:21	7120089	JG
1,2,3-Trichloropropane	ND	11	ug/kg dry	EPA 8260B		1	12/01/17 15:00	12/02/17 3:21	7120089	JG
1,2,4-Trimethylbenzene	ND	11	ug/kg dry	EPA 8260B		1	12/01/17 15:00	12/02/17 3:21	7120089	JG
1,3,5-Trimethylbenzene	ND	11	ug/kg dry	EPA 8260B		1	12/01/17 15:00	12/02/17 3:21	7120089	JG
Vinyl Acetate	ND	11	ug/kg dry	EPA 8260B		1	12/01/17 15:00	12/02/17 3:21	7120089	JG
Vinyl Chloride	ND	11	ug/kg dry	EPA 8260B		1	12/01/17 15:00	12/02/17 3:21	7120089	JG
m+p-Xylene	ND	5.5	ug/kg dry	EPA 8260B		1	12/01/17 15:00	12/02/17 3:21	7120089	JG
o-Xylene	ND	5.5	ug/kg dry	EPA 8260B		1	12/01/17 15:00	12/02/17 3:21	7120089	JG
Xylenes, total	ND	5.5	ug/kg dry	EPA 8260B		1	12/01/17 15:00	12/02/17 3:21	7120089	JG
Surrogate: Dibromofluoromethane	*95 %*	*80-121*		*EPA 8260B*			*12/01/17 15:00*	*12/2/17 3:21*	*7120089*	
Surrogate: 1,2-Dichloroethane-d4	*108 %*	*70-131*		*EPA 8260B*			*12/01/17 15:00*	*12/2/17 3:21*	*7120089*	

PACE ANALYTICAL SERVICES, LLC.

Environmental Monitoring & Laboratory Analysis
110 Technology Parkway, Peachtree Corners, GA 30092
(770) 734-4200 FAX (770) 734-4201

WENCK Associates
1080 Holcomb Bridge Road, Building 100, S
Roswell GA, 30076
Attention: Ms. Katie T. Ross

December 07, 2017

Report No.: AAK0925
Client ID: HA-67@22'
Date/Time Sampled: 11/28/2017 3:10:00PM
Matrix: Soil

Project: AMC Dalton
Lab Number ID: AAK0925-02
Date/Time Received: 11/30/2017 2:45:00PM

Analyte	Result	RL	Units	Method	Qual.	DF	Preparation Date	Analytical Date	Batch	Init.
Volatile Organic Compounds by EPA 8260										
Surrogate: Toluene-d8	*97 %*	*79-120*		*EPA 8260B*			*12/01/17 15:00*	*12/2/17 3:21*	*7120089*	
Surrogate: 4-Bromofluorobenzene	*108 %*	*80-121*		*EPA 8260B*			*12/01/17 15:00*	*12/2/17 3:21*	*7120089*	

PACE ANALYTICAL SERVICES, LLC.

Environmental Monitoring & Laboratory Analysis
110 Technology Parkway, Peachtree Corners, GA 30092
(770) 734-4200 FAX (770) 734-4201

WENCK Associates
1080 Holcomb Bridge Road, Building 100, S
Roswell GA, 30076
Attention: Ms. Katie T. Ross

December 07, 2017

Report No.: AAK0925
Client ID: HA-64@16'
Date/Time Sampled: 11/28/2017 5:45:00PM
Matrix: Soil

Project: AMC Dalton
Lab Number ID: AAK0925-03
Date/Time Received: 11/30/2017 2:45:00PM

Analyte	Result	RL	Units	Method	Qual.	DF	Preparation Date	Analytical Date	Batch	Init.
General Chemistry										
% Solids	82.5	0.04	% by Weight	SOP Moisture		1	12/04/17 11:35	12/04/17 11:35	7120039	JPT
Volatile Organic Compounds by EPA 8260										
Acetone	ND	120	ug/kg dry	EPA 8260B		1	12/01/17 15:00	12/02/17 6:49	7120089	JG
Acrolein	ND	61	ug/kg dry	EPA 8260B		1	12/01/17 15:00	12/02/17 6:49	7120089	JG
Acrylonitrile	ND	61	ug/kg dry	EPA 8260B		1	12/01/17 15:00	12/02/17 6:49	7120089	JG
Benzene	ND	6.1	ug/kg dry	EPA 8260B		1	12/01/17 15:00	12/02/17 6:49	7120089	JG
Bromobenzene	ND	12	ug/kg dry	EPA 8260B		1	12/01/17 15:00	12/02/17 6:49	7120089	JG
Bromochloromethane	ND	12	ug/kg dry	EPA 8260B		1	12/01/17 15:00	12/02/17 6:49	7120089	JG
Bromodichloromethane	ND	12	ug/kg dry	EPA 8260B		1	12/01/17 15:00	12/02/17 6:49	7120089	JG
Bromoform	ND	12	ug/kg dry	EPA 8260B		1	12/01/17 15:00	12/02/17 6:49	7120089	JG
Bromomethane	ND	12	ug/kg dry	EPA 8260B		1	12/01/17 15:00	12/02/17 6:49	7120089	JG
n-Butylbenzene	ND	12	ug/kg dry	EPA 8260B		1	12/01/17 15:00	12/02/17 6:49	7120089	JG
sec-Butylbenzene	ND	12	ug/kg dry	EPA 8260B		1	12/01/17 15:00	12/02/17 6:49	7120089	JG
tert-Butylbenzene	ND	12	ug/kg dry	EPA 8260B		1	12/01/17 15:00	12/02/17 6:49	7120089	JG
Carbon Disulfide	ND	12	ug/kg dry	EPA 8260B		1	12/01/17 15:00	12/02/17 6:49	7120089	JG
Carbon Tetrachloride	ND	6.1	ug/kg dry	EPA 8260B		1	12/01/17 15:00	12/02/17 6:49	7120089	JG
Chlorobenzene	ND	12	ug/kg dry	EPA 8260B		1	12/01/17 15:00	12/02/17 6:49	7120089	JG
Chloroethane	ND	6.1	ug/kg dry	EPA 8260B		1	12/01/17 15:00	12/02/17 6:49	7120089	JG
Chloroform	ND	6.1	ug/kg dry	EPA 8260B		1	12/01/17 15:00	12/02/17 6:49	7120089	JG
Chloromethane	ND	12	ug/kg dry	EPA 8260B		1	12/01/17 15:00	12/02/17 6:49	7120089	JG
2-Chlorotoluene	ND	12	ug/kg dry	EPA 8260B		1	12/01/17 15:00	12/02/17 6:49	7120089	JG
4-Chlorotoluene	ND	12	ug/kg dry	EPA 8260B		1	12/01/17 15:00	12/02/17 6:49	7120089	JG
Dibromochloromethane	ND	6.1	ug/kg dry	EPA 8260B		1	12/01/17 15:00	12/02/17 6:49	7120089	JG
1,2-Dibromo-3-chloropropane	ND	12	ug/kg dry	EPA 8260B		1	12/01/17 15:00	12/02/17 6:49	7120089	JG
1,2-Dibromoethane	ND	12	ug/kg dry	EPA 8260B		1	12/01/17 15:00	12/02/17 6:49	7120089	JG
Dibromomethane	ND	12	ug/kg dry	EPA 8260B		1	12/01/17 15:00	12/02/17 6:49	7120089	JG
1,2-Dichlorobenzene	ND	12	ug/kg dry	EPA 8260B		1	12/01/17 15:00	12/02/17 6:49	7120089	JG
1,3-Dichlorobenzene	ND	12	ug/kg dry	EPA 8260B		1	12/01/17 15:00	12/02/17 6:49	7120089	JG
1,4-Dichlorobenzene	ND	12	ug/kg dry	EPA 8260B		1	12/01/17 15:00	12/02/17 6:49	7120089	JG
Dichlorodifluoromethane	ND	12	ug/kg dry	EPA 8260B		1	12/01/17 15:00	12/02/17 6:49	7120089	JG
1,1-Dichloroethane	ND	6.1	ug/kg dry	EPA 8260B		1	12/01/17 15:00	12/02/17 6:49	7120089	JG
1,2-Dichloroethane	ND	6.1	ug/kg dry	EPA 8260B		1	12/01/17 15:00	12/02/17 6:49	7120089	JG
1,1-Dichloroethene	ND	6.1	ug/kg dry	EPA 8260B		1	12/01/17 15:00	12/02/17 6:49	7120089	JG
cis-1,2-Dichloroethene	ND	6.1	ug/kg dry	EPA 8260B		1	12/01/17 15:00	12/02/17 6:49	7120089	JG
trans-1,2-Dichloroethene	ND	6.1	ug/kg dry	EPA 8260B		1	12/01/17 15:00	12/02/17 6:49	7120089	JG

PACE ANALYTICAL SERVICES, LLC.

Environmental Monitoring & Laboratory Analysis
110 Technology Parkway, Peachtree Corners, GA 30092
(770) 734-4200 FAX (770) 734-4201

WENCK Associates
1080 Holcomb Bridge Road, Building 100, S
Roswell GA, 30076
Attention: Ms. Katie T. Ross

December 07, 2017

Report No.: AAK0925
Client ID: HA-64@16'
Date/Time Sampled: 11/28/2017 5:45:00PM
Matrix: Soil

Project: AMC Dalton
Lab Number ID: AAK0925-03
Date/Time Received: 11/30/2017 2:45:00PM

Analyte	Result	RL	Units	Method	Qual.	DF	Preparation Date	Analytical Date	Batch	Init.
Volatile Organic Compounds by EPA 8260										
1,2-Dichloropropane	ND	6.1	ug/kg dry	EPA 8260B		1	12/01/17 15:00	12/02/17 6:49	7120089	JG
1,3-Dichloropropane	ND	6.1	ug/kg dry	EPA 8260B		1	12/01/17 15:00	12/02/17 6:49	7120089	JG
2,2-Dichloropropane	ND	12	ug/kg dry	EPA 8260B		1	12/01/17 15:00	12/02/17 6:49	7120089	JG
1,1-Dichloropropene	ND	12	ug/kg dry	EPA 8260B		1	12/01/17 15:00	12/02/17 6:49	7120089	JG
cis-1,3-Dichloropropene	ND	6.1	ug/kg dry	EPA 8260B		1	12/01/17 15:00	12/02/17 6:49	7120089	JG
trans-1,3-Dichloropropene	ND	6.1	ug/kg dry	EPA 8260B		1	12/01/17 15:00	12/02/17 6:49	7120089	JG
Ethylbenzene	ND	6.1	ug/kg dry	EPA 8260B		1	12/01/17 15:00	12/02/17 6:49	7120089	JG
Isopropylbenzene	ND	12	ug/kg dry	EPA 8260B		1	12/01/17 15:00	12/02/17 6:49	7120089	JG
p-Isopropyltoluene	ND	12	ug/kg dry	EPA 8260B		1	12/01/17 15:00	12/02/17 6:49	7120089	JG
Methyl Butyl Ketone (2-Hexanone)	ND	61	ug/kg dry	EPA 8260B		1	12/01/17 15:00	12/02/17 6:49	7120089	JG
Methylene Chloride	ND	12	ug/kg dry	EPA 8260B		1	12/01/17 15:00	12/02/17 6:49	7120089	JG
Methyl Ethyl Ketone (2-Butanone)	ND	120	ug/kg dry	EPA 8260B		1	12/01/17 15:00	12/02/17 6:49	7120089	JG
4-Methyl-2-pentanone (MIBK)	ND	61	ug/kg dry	EPA 8260B		1	12/01/17 15:00	12/02/17 6:49	7120089	JG
Naphthalene	ND	12	ug/kg dry	EPA 8260B		1	12/01/17 15:00	12/02/17 6:49	7120089	JG
n-Propylbenzene	ND	12	ug/kg dry	EPA 8260B		1	12/01/17 15:00	12/02/17 6:49	7120089	JG
Styrene	ND	6.1	ug/kg dry	EPA 8260B		1	12/01/17 15:00	12/02/17 6:49	7120089	JG
1,1,1,2-Tetrachloroethane	ND	12	ug/kg dry	EPA 8260B		1	12/01/17 15:00	12/02/17 6:49	7120089	JG
1,1,2,2-Tetrachloroethane	ND	6.1	ug/kg dry	EPA 8260B		1	12/01/17 15:00	12/02/17 6:49	7120089	JG
Tetrachloroethene	77	6.1	ug/kg dry	EPA 8260B		1	12/01/17 15:00	12/02/17 6:49	7120089	JG
Toluene	ND	6.1	ug/kg dry	EPA 8260B		1	12/01/17 15:00	12/02/17 6:49	7120089	JG
1,2,3-Trichlorobenzene	ND	12	ug/kg dry	EPA 8260B		1	12/01/17 15:00	12/02/17 6:49	7120089	JG
1,2,4-Trichlorobenzene	ND	12	ug/kg dry	EPA 8260B		1	12/01/17 15:00	12/02/17 6:49	7120089	JG
1,1,1-Trichloroethane	ND	6.1	ug/kg dry	EPA 8260B		1	12/01/17 15:00	12/02/17 6:49	7120089	JG
1,1,2-Trichloroethane	ND	6.1	ug/kg dry	EPA 8260B		1	12/01/17 15:00	12/02/17 6:49	7120089	JG
Trichloroethene	ND	6.1	ug/kg dry	EPA 8260B		1	12/01/17 15:00	12/02/17 6:49	7120089	JG
Trichlorofluoromethane	ND	12	ug/kg dry	EPA 8260B		1	12/01/17 15:00	12/02/17 6:49	7120089	JG
1,2,3-Trichloropropane	ND	12	ug/kg dry	EPA 8260B		1	12/01/17 15:00	12/02/17 6:49	7120089	JG
1,2,4-Trimethylbenzene	ND	12	ug/kg dry	EPA 8260B		1	12/01/17 15:00	12/02/17 6:49	7120089	JG
1,3,5-Trimethylbenzene	ND	12	ug/kg dry	EPA 8260B		1	12/01/17 15:00	12/02/17 6:49	7120089	JG
Vinyl Acetate	ND	12	ug/kg dry	EPA 8260B		1	12/01/17 15:00	12/02/17 6:49	7120089	JG
Vinyl Chloride	ND	12	ug/kg dry	EPA 8260B		1	12/01/17 15:00	12/02/17 6:49	7120089	JG
m+p-Xylene	ND	6.1	ug/kg dry	EPA 8260B		1	12/01/17 15:00	12/02/17 6:49	7120089	JG
o-Xylene	ND	6.1	ug/kg dry	EPA 8260B		1	12/01/17 15:00	12/02/17 6:49	7120089	JG
Xylenes, total	ND	6.1	ug/kg dry	EPA 8260B		1	12/01/17 15:00	12/02/17 6:49	7120089	JG
Surrogate: Dibromofluoromethane	*96 %*	*80-121*		*EPA 8260B*			*12/01/17 15:00*	*12/2/17 6:49*	*7120089*	
Surrogate: 1,2-Dichloroethane-d4	*106 %*	*70-131*		*EPA 8260B*			*12/01/17 15:00*	*12/2/17 6:49*	*7120089*	

PACE ANALYTICAL SERVICES, LLC.

Environmental Monitoring & Laboratory Analysis
110 Technology Parkway, Peachtree Corners, GA 30092
(770) 734-4200 FAX (770) 734-4201

WENCK Associates
1080 Holcomb Bridge Road, Building 100, S
Roswell GA, 30076
Attention: Ms. Katie T. Ross

December 07, 2017

Report No.: AAK0925
Client ID: HA-64@16'
Date/Time Sampled: 11/28/2017 5:45:00PM
Matrix: Soil

Project: AMC Dalton
Lab Number ID: AAK0925-03
Date/Time Received: 11/30/2017 2:45:00PM

Analyte	Result	RL	Units	Method	Qual.	DF	Preparation Date	Analytical Date	Batch	Init.
Volatile Organic Compounds by EPA 8260										
Surrogate: Toluene-d8	*97 %*	*79-120*		*EPA 8260B*			*12/01/17 15:00*	*12/2/17 6:49*	*7120089*	
Surrogate: 4-Bromofluorobenzene	*107 %*	*80-121*		*EPA 8260B*			*12/01/17 15:00*	*12/2/17 6:49*	*7120089*	

PACE ANALYTICAL SERVICES, LLC.

Environmental Monitoring & Laboratory Analysis
110 Technology Parkway, Peachtree Corners, GA 30092
(770) 734-4200 FAX (770) 734-4201

WENCK Associates
1080 Holcomb Bridge Road, Building 100, S
Roswell GA, 30076
Attention: Ms. Katie T. Ross

December 07, 2017

Report No.: AAK0925
Client ID: HA-64@22'
Date/Time Sampled: 11/28/2017 6:00:00PM
Matrix: Soil

Project: AMC Dalton
Lab Number ID: AAK0925-04
Date/Time Received: 11/30/2017 2:45:00PM

Analyte	Result	RL	Units	Method	Qual.	DF	Preparation Date	Analytical Date	Batch	Init.
General Chemistry										
% Solids	83.9	0.04	% by Weight	SOP Moisture		1	12/04/17 11:35	12/04/17 11:35	7120039	JPT
Volatile Organic Compounds by EPA 8260										
Acetone	ND	100	ug/kg dry	EPA 8260B		1	12/01/17 15:00	12/02/17 7:19	7120089	JG
Acrolein	ND	52	ug/kg dry	EPA 8260B		1	12/01/17 15:00	12/02/17 7:19	7120089	JG
Acrylonitrile	ND	52	ug/kg dry	EPA 8260B		1	12/01/17 15:00	12/02/17 7:19	7120089	JG
Benzene	ND	5.2	ug/kg dry	EPA 8260B		1	12/01/17 15:00	12/02/17 7:19	7120089	JG
Bromobenzene	ND	10	ug/kg dry	EPA 8260B		1	12/01/17 15:00	12/02/17 7:19	7120089	JG
Bromochloromethane	ND	10	ug/kg dry	EPA 8260B		1	12/01/17 15:00	12/02/17 7:19	7120089	JG
Bromodichloromethane	ND	10	ug/kg dry	EPA 8260B		1	12/01/17 15:00	12/02/17 7:19	7120089	JG
Bromoform	ND	10	ug/kg dry	EPA 8260B		1	12/01/17 15:00	12/02/17 7:19	7120089	JG
Bromomethane	ND	10	ug/kg dry	EPA 8260B		1	12/01/17 15:00	12/02/17 7:19	7120089	JG
n-Butylbenzene	ND	10	ug/kg dry	EPA 8260B		1	12/01/17 15:00	12/02/17 7:19	7120089	JG
sec-Butylbenzene	ND	10	ug/kg dry	EPA 8260B		1	12/01/17 15:00	12/02/17 7:19	7120089	JG
tert-Butylbenzene	ND	10	ug/kg dry	EPA 8260B		1	12/01/17 15:00	12/02/17 7:19	7120089	JG
Carbon Disulfide	ND	10	ug/kg dry	EPA 8260B		1	12/01/17 15:00	12/02/17 7:19	7120089	JG
Carbon Tetrachloride	ND	5.2	ug/kg dry	EPA 8260B		1	12/01/17 15:00	12/02/17 7:19	7120089	JG
Chlorobenzene	ND	10	ug/kg dry	EPA 8260B		1	12/01/17 15:00	12/02/17 7:19	7120089	JG
Chloroethane	ND	5.2	ug/kg dry	EPA 8260B		1	12/01/17 15:00	12/02/17 7:19	7120089	JG
Chloroform	ND	5.2	ug/kg dry	EPA 8260B		1	12/01/17 15:00	12/02/17 7:19	7120089	JG
Chloromethane	ND	10	ug/kg dry	EPA 8260B		1	12/01/17 15:00	12/02/17 7:19	7120089	JG
2-Chlorotoluene	ND	10	ug/kg dry	EPA 8260B		1	12/01/17 15:00	12/02/17 7:19	7120089	JG
4-Chlorotoluene	ND	10	ug/kg dry	EPA 8260B		1	12/01/17 15:00	12/02/17 7:19	7120089	JG
Dibromochloromethane	ND	5.2	ug/kg dry	EPA 8260B		1	12/01/17 15:00	12/02/17 7:19	7120089	JG
1,2-Dibromo-3-chloropropane	ND	10	ug/kg dry	EPA 8260B		1	12/01/17 15:00	12/02/17 7:19	7120089	JG
1,2-Dibromoethane	ND	10	ug/kg dry	EPA 8260B		1	12/01/17 15:00	12/02/17 7:19	7120089	JG
Dibromomethane	ND	10	ug/kg dry	EPA 8260B		1	12/01/17 15:00	12/02/17 7:19	7120089	JG
1,2-Dichlorobenzene	ND	10	ug/kg dry	EPA 8260B		1	12/01/17 15:00	12/02/17 7:19	7120089	JG
1,3-Dichlorobenzene	ND	10	ug/kg dry	EPA 8260B		1	12/01/17 15:00	12/02/17 7:19	7120089	JG
1,4-Dichlorobenzene	ND	10	ug/kg dry	EPA 8260B		1	12/01/17 15:00	12/02/17 7:19	7120089	JG
Dichlorodifluoromethane	ND	10	ug/kg dry	EPA 8260B		1	12/01/17 15:00	12/02/17 7:19	7120089	JG
1,1-Dichloroethane	ND	5.2	ug/kg dry	EPA 8260B		1	12/01/17 15:00	12/02/17 7:19	7120089	JG
1,2-Dichloroethane	ND	5.2	ug/kg dry	EPA 8260B		1	12/01/17 15:00	12/02/17 7:19	7120089	JG
1,1-Dichloroethene	ND	5.2	ug/kg dry	EPA 8260B		1	12/01/17 15:00	12/02/17 7:19	7120089	JG
cis-1,2-Dichloroethene	ND	5.2	ug/kg dry	EPA 8260B		1	12/01/17 15:00	12/02/17 7:19	7120089	JG
trans-1,2-Dichloroethene	ND	5.2	ug/kg dry	EPA 8260B		1	12/01/17 15:00	12/02/17 7:19	7120089	JG

PACE ANALYTICAL SERVICES, LLC.

Environmental Monitoring & Laboratory Analysis
110 Technology Parkway, Peachtree Corners, GA 30092
(770) 734-4200 FAX (770) 734-4201

WENCK Associates
1080 Holcomb Bridge Road, Building 100, S
Roswell GA, 30076
Attention: Ms. Katie T. Ross

December 07, 2017

Report No.: AAK0925
Client ID: HA-64@22'
Date/Time Sampled: 11/28/2017 6:00:00PM
Matrix: Soil

Project: AMC Dalton
Lab Number ID: AAK0925-04
Date/Time Received: 11/30/2017 2:45:00PM

Analyte	Result	RL	Units	Method	Qual.	DF	Preparation Date	Analytical Date	Batch	Init.
Volatile Organic Compounds by EPA 8260										
1,2-Dichloropropane	ND	5.2	ug/kg dry	EPA 8260B		1	12/01/17 15:00	12/02/17 7:19	7120089	JG
1,3-Dichloropropane	ND	5.2	ug/kg dry	EPA 8260B		1	12/01/17 15:00	12/02/17 7:19	7120089	JG
2,2-Dichloropropane	ND	10	ug/kg dry	EPA 8260B		1	12/01/17 15:00	12/02/17 7:19	7120089	JG
1,1-Dichloropropene	ND	10	ug/kg dry	EPA 8260B		1	12/01/17 15:00	12/02/17 7:19	7120089	JG
cis-1,3-Dichloropropene	ND	5.2	ug/kg dry	EPA 8260B		1	12/01/17 15:00	12/02/17 7:19	7120089	JG
trans-1,3-Dichloropropene	ND	5.2	ug/kg dry	EPA 8260B		1	12/01/17 15:00	12/02/17 7:19	7120089	JG
Ethylbenzene	ND	5.2	ug/kg dry	EPA 8260B		1	12/01/17 15:00	12/02/17 7:19	7120089	JG
Isopropylbenzene	ND	10	ug/kg dry	EPA 8260B		1	12/01/17 15:00	12/02/17 7:19	7120089	JG
p-Isopropyltoluene	ND	10	ug/kg dry	EPA 8260B		1	12/01/17 15:00	12/02/17 7:19	7120089	JG
Methyl Butyl Ketone (2-Hexanone)	ND	52	ug/kg dry	EPA 8260B		1	12/01/17 15:00	12/02/17 7:19	7120089	JG
Methylene Chloride	ND	10	ug/kg dry	EPA 8260B		1	12/01/17 15:00	12/02/17 7:19	7120089	JG
Methyl Ethyl Ketone (2-Butanone)	ND	100	ug/kg dry	EPA 8260B		1	12/01/17 15:00	12/02/17 7:19	7120089	JG
4-Methyl-2-pentanone (MIBK)	ND	52	ug/kg dry	EPA 8260B		1	12/01/17 15:00	12/02/17 7:19	7120089	JG
Naphthalene	ND	10	ug/kg dry	EPA 8260B		1	12/01/17 15:00	12/02/17 7:19	7120089	JG
n-Propylbenzene	ND	10	ug/kg dry	EPA 8260B		1	12/01/17 15:00	12/02/17 7:19	7120089	JG
Styrene	ND	5.2	ug/kg dry	EPA 8260B		1	12/01/17 15:00	12/02/17 7:19	7120089	JG
1,1,1,2-Tetrachloroethane	ND	10	ug/kg dry	EPA 8260B		1	12/01/17 15:00	12/02/17 7:19	7120089	JG
1,1,2,2-Tetrachloroethane	ND	5.2	ug/kg dry	EPA 8260B		1	12/01/17 15:00	12/02/17 7:19	7120089	JG
Tetrachloroethene	440	300	ug/kg dry	EPA 8260B		50	12/01/17 15:00	12/04/17 16:55	7120089	JG
Toluene	ND	5.2	ug/kg dry	EPA 8260B		1	12/01/17 15:00	12/02/17 7:19	7120089	JG
1,2,3-Trichlorobenzene	ND	10	ug/kg dry	EPA 8260B		1	12/01/17 15:00	12/02/17 7:19	7120089	JG
1,2,4-Trichlorobenzene	ND	10	ug/kg dry	EPA 8260B		1	12/01/17 15:00	12/02/17 7:19	7120089	JG
1,1,1-Trichloroethane	ND	5.2	ug/kg dry	EPA 8260B		1	12/01/17 15:00	12/02/17 7:19	7120089	JG
1,1,2-Trichloroethane	ND	5.2	ug/kg dry	EPA 8260B		1	12/01/17 15:00	12/02/17 7:19	7120089	JG
Trichloroethene	ND	5.2	ug/kg dry	EPA 8260B		1	12/01/17 15:00	12/02/17 7:19	7120089	JG
Trichlorofluoromethane	ND	10	ug/kg dry	EPA 8260B		1	12/01/17 15:00	12/02/17 7:19	7120089	JG
1,2,3-Trichloropropane	ND	10	ug/kg dry	EPA 8260B		1	12/01/17 15:00	12/02/17 7:19	7120089	JG
1,2,4-Trimethylbenzene	ND	10	ug/kg dry	EPA 8260B		1	12/01/17 15:00	12/02/17 7:19	7120089	JG
1,3,5-Trimethylbenzene	ND	10	ug/kg dry	EPA 8260B		1	12/01/17 15:00	12/02/17 7:19	7120089	JG
Vinyl Acetate	ND	10	ug/kg dry	EPA 8260B		1	12/01/17 15:00	12/02/17 7:19	7120089	JG
Vinyl Chloride	ND	10	ug/kg dry	EPA 8260B		1	12/01/17 15:00	12/02/17 7:19	7120089	JG
m+p-Xylene	ND	5.2	ug/kg dry	EPA 8260B		1	12/01/17 15:00	12/02/17 7:19	7120089	JG
o-Xylene	ND	5.2	ug/kg dry	EPA 8260B		1	12/01/17 15:00	12/02/17 7:19	7120089	JG
Xylenes, total	ND	5.2	ug/kg dry	EPA 8260B		1	12/01/17 15:00	12/02/17 7:19	7120089	JG
Surrogate: Dibromofluoromethane	*97 %*	*80-121*		*EPA 8260B*			*12/01/17 15:00*	*12/2/17 7:19*	*7120089*	
Surrogate: Dibromofluoromethane	*85 %*	*80-121*		*EPA 8260B*			*12/01/17 15:00*	*12/4/17 16:55*	*7120089*	

PACE ANALYTICAL SERVICES, LLC.

Environmental Monitoring & Laboratory Analysis
110 Technology Parkway, Peachtree Corners, GA 30092
(770) 734-4200 FAX (770) 734-4201

WENCK Associates
1080 Holcomb Bridge Road, Building 100, S
Roswell GA, 30076
Attention: Ms. Katie T. Ross

December 07, 2017

Report No.: AAK0925
Client ID: HA-64@22'
Date/Time Sampled: 11/28/2017 6:00:00PM
Matrix: Soil

Project: AMC Dalton
Lab Number ID: AAK0925-04
Date/Time Received: 11/30/2017 2:45:00PM

Analyte	Result	RL	Units	Method	Qual.	DF	Preparation Date	Analytical Date	Batch	Init.
Volatile Organic Compounds by EPA 8260										
Surrogate: 1,2-Dichloroethane-d4	*104 %*	*70-131*		*EPA 8260B*			*12/01/17 15:00*	*12/4/17 16:55*	*7120089*	
Surrogate: 1,2-Dichloroethane-d4	*107 %*	*70-131*		*EPA 8260B*			*12/01/17 15:00*	*12/2/17 7:19*	*7120089*	
Surrogate: Toluene-d8	*97 %*	*79-120*		*EPA 8260B*			*12/01/17 15:00*	*12/2/17 7:19*	*7120089*	
Surrogate: Toluene-d8	*101 %*	*79-120*		*EPA 8260B*			*12/01/17 15:00*	*12/4/17 16:55*	*7120089*	
Surrogate: 4-Bromofluorobenzene	*110 %*	*80-121*		*EPA 8260B*			*12/01/17 15:00*	*12/4/17 16:55*	*7120089*	
Surrogate: 4-Bromofluorobenzene	*111 %*	*80-121*		*EPA 8260B*			*12/01/17 15:00*	*12/2/17 7:19*	*7120089*	

PACE ANALYTICAL SERVICES, LLC.

Environmental Monitoring & Laboratory Analysis
110 Technology Parkway, Peachtree Corners, GA 30092
(770) 734-4200 FAX (770) 734-4201

WENCK Associates
1080 Holcomb Bridge Road, Building 100, S
Roswell GA, 30076
Attention: Ms. Katie T. Ross

December 07, 2017

Report No.: AAK0925

General Chemistry - Quality Control

Analyte	Result	Reporting Limit	Units	Spike Level	Source Result	%REC	%REC Limits	RPD	RPD Limit	Qual
Batch 7120039 - % Solids										
Duplicate (7120039-DUP1)		**Source: AAL0002-01**			Prepared & Analyzed: 12/04/17					
% Solids	79.2	0.04	% by Weight		79.3			0.05	10	
Duplicate (7120039-DUP2)		**Source: AAL0060-02**			Prepared & Analyzed: 12/04/17					
% Solids	88.0	0.04	% by Weight		88.3			0.3	10	

PACE ANALYTICAL SERVICES, LLC.

Environmental Monitoring & Laboratory Analysis
110 Technology Parkway, Peachtree Corners, GA 30092
(770) 734-4200 FAX (770) 734-4201

WENCK Associates
1080 Holcomb Bridge Road, Building 100, S
Roswell GA, 30076
Attention: Ms. Katie T. Ross

December 07, 2017

Report No.: AAK0925

Volatile Organic Compounds by EPA 8260 - Quality Control

Analyte	Result	Reporting Limit	Units	Spike Level	Source Result	%REC	%REC Limits	RPD	RPD Limit	Qual
Batch 7120089 - EPA 5035										
Blank (7120089-BLK1)					Prepared & Analyzed: 12/01/17					
Acetone	ND	100	ug/kg wet							
Acrolein	ND	50	ug/kg wet							
Acrylonitrile	ND	50	ug/kg wet							
Benzene	ND	5.0	ug/kg wet							
Bromobenzene	ND	10	ug/kg wet							
Bromochloromethane	ND	10	ug/kg wet							
Bromodichloromethane	ND	10	ug/kg wet							
Bromoform	ND	10	ug/kg wet							
Bromomethane	ND	10	ug/kg wet							
n-Butylbenzene	ND	10	ug/kg wet							
sec-Butylbenzene	ND	10	ug/kg wet							
tert-Butylbenzene	ND	10	ug/kg wet							
Carbon Disulfide	ND	10	ug/kg wet							
Carbon Tetrachloride	ND	5.0	ug/kg wet							
Chlorobenzene	ND	10	ug/kg wet							
Chloroethane	ND	5.0	ug/kg wet							
Chloroform	ND	5.0	ug/kg wet							
Chloromethane	ND	10	ug/kg wet							
2-Chlorotoluene	ND	10	ug/kg wet							
4-Chlorotoluene	ND	10	ug/kg wet							
Dibromochloromethane	ND	5.0	ug/kg wet							
1,2-Dibromo-3-chloropropane	ND	10	ug/kg wet							
1,2-Dibromoethane	ND	10	ug/kg wet							
Dibromomethane	ND	10	ug/kg wet							
1,2-Dichlorobenzene	ND	10	ug/kg wet							
1,3-Dichlorobenzene	ND	10	ug/kg wet							
1,4-Dichlorobenzene	ND	10	ug/kg wet							
Dichlorodifluoromethane	ND	10	ug/kg wet							
1,1-Dichloroethane	ND	5.0	ug/kg wet							
1,2-Dichloroethane	ND	5.0	ug/kg wet							
1,1-Dichloroethene	ND	5.0	ug/kg wet							
cis-1,2-Dichloroethene	ND	5.0	ug/kg wet							
trans-1,2-Dichloroethene	ND	5.0	ug/kg wet							
1,2-Dichloropropane	ND	5.0	ug/kg wet							
1,3-Dichloropropane	ND	5.0	ug/kg wet							
2,2-Dichloropropane	ND	10	ug/kg wet							
1,1-Dichloropropene	ND	10	ug/kg wet							
cis-1,3-Dichloropropene	ND	5.0	ug/kg wet							
trans-1,3-Dichloropropene	ND	5.0	ug/kg wet							
Ethylbenzene	ND	5.0	ug/kg wet							
Isopropylbenzene	ND	10	ug/kg wet							

PACE ANALYTICAL SERVICES, LLC.

Environmental Monitoring & Laboratory Analysis
110 Technology Parkway, Peachtree Corners, GA 30092
(770) 734-4200 FAX (770) 734-4201

WENCK Associates
1080 Holcomb Bridge Road, Building 100, S
Roswell GA, 30076
Attention: Ms. Katie T. Ross

December 07, 2017

Report No.: AAK0925

Volatile Organic Compounds by EPA 8260 - Quality Control

Analyte	Result	Reporting Limit	Units	Spike Level	Source Result	%REC	%REC Limits	RPD	RPD Limit	Qual
Batch 7120089 - EPA 5035										
Blank (7120089-BLK1)					Prepared & Analyzed: 12/01/17					
p-Isopropyltoluene	ND	10	ug/kg wet							
Methyl Butyl Ketone (2-Hexanone)	ND	50	ug/kg wet							
Methylene Chloride	ND	10	ug/kg wet							
Methyl Ethyl Ketone (2-Butanone)	ND	100	ug/kg wet							
4-Methyl-2-pentanone (MIBK)	ND	50	ug/kg wet							
Naphthalene	ND	10	ug/kg wet							
n-Propylbenzene	ND	10	ug/kg wet							
Styrene	ND	5.0	ug/kg wet							
1,1,1,2-Tetrachloroethane	ND	10	ug/kg wet							
1,1,2,2-Tetrachloroethane	ND	5.0	ug/kg wet							
Tetrachloroethene	ND	5.0	ug/kg wet							
Toluene	ND	5.0	ug/kg wet							
1,2,3-Trichlorobenzene	ND	10	ug/kg wet							
1,2,4-Trichlorobenzene	ND	10	ug/kg wet							
1,1,1-Trichloroethane	ND	5.0	ug/kg wet							
1,1,2-Trichloroethane	ND	5.0	ug/kg wet							
Trichloroethene	ND	5.0	ug/kg wet							
Trichlorofluoromethane	ND	10	ug/kg wet							
1,2,3-Trichloropropane	ND	10	ug/kg wet							
1,2,4-Trimethylbenzene	ND	10	ug/kg wet							
1,3,5-Trimethylbenzene	ND	10	ug/kg wet							
Vinyl Acetate	ND	10	ug/kg wet							
Vinyl Chloride	ND	10	ug/kg wet							
m+p-Xylene	ND	5.0	ug/kg wet							
o-Xylene	ND	5.0	ug/kg wet							
Xylenes, total	ND	5.0	ug/kg wet							
Isopropyl Alcohol	ND	250	ug/kg wet							
Surrogate: Dibromofluoromethane	*49*		*ug/kg*	*50.000*		*97*	*80-121*			
Surrogate: 1,2-Dichloroethane-d4	*52*		*ug/kg*	*50.000*		*104*	*70-131*			
Surrogate: Toluene-d8	*50*		*ug/kg*	*50.000*		*99*	*79-120*			
Surrogate: 4-Bromofluorobenzene	*55*		*ug/kg*	*50.000*		*110*	*80-121*			

PACE ANALYTICAL SERVICES, LLC.

Environmental Monitoring & Laboratory Analysis
110 Technology Parkway, Peachtree Corners, GA 30092
(770) 734-4200 FAX (770) 734-4201

WENCK Associates
1080 Holcomb Bridge Road, Building 100, S
Roswell GA, 30076
Attention: Ms. Katie T. Ross

December 07, 2017

Report No.: AAK0925

Volatile Organic Compounds by EPA 8260 - Quality Control

Analyte	Result	Reporting Limit	Units	Spike Level	Source Result	%REC	%REC Limits	RPD	RPD Limit	Qual
Batch 7120089 - EPA 5035										
LCS (7120089-BS1)					Prepared & Analyzed: 12/01/17					
Benzene	48		ug/kg	50.000		96	71-125			
Chlorobenzene	49		ug/kg	50.000		98	70-120			
1,1-Dichloroethene	37		ug/kg	50.000		75	71-139			
Toluene	49		ug/kg	50.000		97	69-120			
Trichloroethene	50		ug/kg	50.000		100	75-124			
Surrogate: Dibromofluoromethane	*48*		*ug/kg*	*50.000*		*97*	*80-121*			
Surrogate: 1,2-Dichloroethane-d4	*52*		*ug/kg*	*50.000*		*103*	*70-131*			
Surrogate: Toluene-d8	*49*		*ug/kg*	*50.000*		*98*	*79-120*			
Surrogate: 4-Bromofluorobenzene	*54*		*ug/kg*	*50.000*		*108*	*80-121*			
Matrix Spike (7120089-MS1)		**Source: AAK0927-01**			Prepared: 12/01/17 Analyzed: 12/02/17					
Benzene	36		ug/kg	50.000	0.0	72	70-137			
Chlorobenzene	29		ug/kg	50.000	0.8	56	33-131			
1,1-Dichloroethene	31		ug/kg	50.000	0.0	62	48-146			
Toluene	31		ug/kg	50.000	0.0	63	41-133			
Trichloroethene	36		ug/kg	50.000	0.0	72	43-138			
Surrogate: Dibromofluoromethane	*47*		*ug/kg*	*50.000*		*93*	*80-121*			
Surrogate: 1,2-Dichloroethane-d4	*48*		*ug/kg*	*50.000*		*95*	*70-131*			
Surrogate: Toluene-d8	*51*		*ug/kg*	*50.000*		*102*	*79-120*			
Surrogate: 4-Bromofluorobenzene	*59*		*ug/kg*	*50.000*		*118*	*80-121*			
Matrix Spike Dup (7120089-MSD1)		**Source: AAK0927-01**			Prepared: 12/01/17 Analyzed: 12/02/17					
Benzene	35		ug/kg	50.000	0.0	69	70-137	3	41	QM-05
Chlorobenzene	28		ug/kg	50.000	0.9	54	33-131	4	46	
1,1-Dichloroethene	31		ug/kg	50.000	0.0	61	48-146	0.8	57	
Toluene	31		ug/kg	50.000	0.0	61	41-133	2	61	
Trichloroethene	34		ug/kg	50.000	0.0	69	43-138	4	49	
Surrogate: Dibromofluoromethane	*47*		*ug/kg*	*50.000*		*94*	*80-121*			
Surrogate: 1,2-Dichloroethane-d4	*47*		*ug/kg*	*50.000*		*93*	*70-131*			
Surrogate: Toluene-d8	*50*		*ug/kg*	*50.000*		*100*	*79-120*			
Surrogate: 4-Bromofluorobenzene	*58*		*ug/kg*	*50.000*		*116*	*80-121*			

PACE ANALYTICAL SERVICES, LLC.

Environmental Monitoring & Laboratory Analysis
110 Technology Parkway, Peachtree Corners, GA 30092
(770) 734-4200 FAX (770) 734-4201

WENCK Associates
1080 Holcomb Bridge Road, Building 100, S
Roswell GA, 30076
Attention: Ms. Katie T. Ross

December 07, 2017

Laboratory Certifications

Code	Description	Number	Expires
GADW	Georgia DW Inorganics Eff: 07/01/2016	812	06/30/2018
GADWM	Georgia DW Microbiology Eff: 07/01/2015	812	12/09/2019
NC	North Carolina	381	12/31/2017
NELAC	FL DOH (Non-Pot. Water, Solids) Eff:: 07/01/2016	E87315	06/30/2018
NELDW	FL DOH NELAC (Drinking Water) Eff: 07/01/2016	E87315	06/30/2018
SC	South Carolina	98011001	06/30/2018
TX	Texas	T104704397-08-TX	03/31/2018
VA	Virginia	460204	12/14/2017

PACE ANALYTICAL SERVICES, LLC.

Environmental Monitoring & Laboratory Analysis
110 Technology Parkway, Peachtree Corners, GA 30092
(770) 734-4200 FAX (770) 734-4201

WENCK Associates
1080 Holcomb Bridge Road, Building 100, S
Roswell GA, 30076
Attention: Ms. Katie T. Ross

December 07, 2017

Legend

Definition of Laboratory Terms

ND - None Detected at the Reporting Limit
TIC - Tentatively Identified Compound
CFU - Colony Forming Units
SOP - Method run per Pace Standard Operating Procedure
RL - Reporting Limit
DF - Dilution Factor
***** - Analyte not included in the NELAC list of certified analytes.

Sample Information

N-Nitrosodiphenylamine breaks down to diphenylamine in the GCMS; both analytes are reported as N-Nitrososdiphenylamine. Pace is not NELAC certified for diphenylamine.

Phthalic acid and phthalic anhydride are reported as dimethyl phthalate

Maleic acid and maleic anhydride are reported as dimethyl malate

1,2-Diphenylhydrazine breaks down to azobenzene in the GCMS; both analytes are reported as azobenzene

Drinking Water Records will be available for at least 5 years and are subject to disposal after the 5 years have elapsed.

Definition of Qualifiers

QM-05 The spike recovery was outside acceptance limits for the MS and/or MSD and/or PDS due to suspected matrix interference. Sample results for the QC batch were accepted based on acceptable LCS recoveries.

Note: Unless otherwise noted, all results are reported on an as received basis.

PACE ANALYTICAL SERVICES, LLC.

Environmental Monitoring & Laboratory Analysis
110 Technology Parkway, Peachtree Corners, GA 30092
(770) 734-4200 FAX (770) 734-4201

WENCK Associates
1080 Holcomb Bridge Road, Building 100, S
Roswell GA, 30076
Attention: Ms. Katie T. Ross

December 07, 2017

Report Notes

The samples HA-64 @16' and HA-64 @22' listed on the COC were labeled HA-69 @16' and HA-69 @22' respectively on the containers. The COC was used for login purposes. MMR

CHAIN OF CUSTODY RECORD

Pace Analytical® www.pacelabs.com

Pace Analytical Services, LLC - Atlanta GA
110 TECHNOLOGY PARKWAY, PEACHTREE CORNERS, GA 30092
(770) 734-4200 : FAX (770) 734-4201

PAGE: 1 OF 1

CLIENT NAME: Wenck

CLIENT ADDRESS/PHONE NUMBER/FAX NUMBER: 1080 Holcomb Bridge Road

REPORT TO: MPadgett@wenck.com

CC: Kross@wenck.com

REQUESTED COMPLETION DATE: Standard

PO #:

PROJECT NAME/STATE: AMC Dalton, Dalton, GA

PROJECT #: B6506

ANALYSIS REQUESTED

CONTAINER TYPE:

PRESERVATION:

Collection DATE	Collection TIME	MATRIX CODE*	COMP	GRAB	SAMPLE IDENTIFICATION	# of CONTAINERS	8260D-VOCs	LAB ID NUMBER	REMARKS/ADDITIONAL INFORMATION
11/28/17	1500	Soil		X	HA-67 @ 16'	6	X	1	
	1510			X	HA-67 @ 22'	6	X	2	
	1745			X	HA-64 @ 16'	4	X	3	HA-69 @ 16' Per labels
	1800			X	HA-64 @ 22'	4	X	4	HA-69 @ 22' "
									MR 11/30/17

CONTAINER TYPE: P - PLASTIC, A - AMBER GLASS, G - CLEAR GLASS, V - VOA VIAL, S - STERILE, O - OTHER

PRESERVATION: 1 - HCl, ≤6°C; 2 - H_2SO_4, ≤6°C; 3 - HNO_3; 4 - NaOH, ≤6°C; 5 - NaOH/ZnAc, ≤6°C; 6 - $Na_2S_2O_3$, ≤6°C; 7 - ≤6°C not frozen

*MATRIX CODES: DW - DRINKING WATER; WW - WASTEWATER; GW - GROUNDWATER; SW - SURFACE WATER; ST - STORM WATER; W - WATER; S - SOIL; SL - SLUDGE; SD - SOLID; A - AIR; L - LIQUID; P - PRODUCT

SAMPLED BY AND TITLE: Mark Padgett / Wenck — DATE/TIME: 11-28-17 1800

RELINQUISHED BY: Mark Padgett — DATE/TIME: 11-30-17 1245

RECEIVED BY: [illegible] — DATE/TIME: 11-30-17 12:45

RELINQUISHED BY: D. Antt[illegible] — DATE/TIME: 11-30-17 14:45

RECEIVED BY LAB: [illegible] — DATE/TIME: 11/30/17 1445

SAMPLE SHIPPED VIA: UPS FED-EX USPS COURIER Pace CLIENT OTHER FS

Temperature checked: Yes No NA

Ice: Yes No NA

Temperature: Min: 2.3 Max:

Custody Seal: Intact Broken Not Present N/A

# of Coolers

Cooler ID:

FOR LAB USE ONLY

LAB #: AAK0925

Entered into LIMS: MR

Tracking #:

Rev. 12/15/2016

Sample Condition Upon Receipt

Pace Analytical

Client Name: Wenck Associates Project # AAK0925

Courier: ☐ Fed Ex ☐ UPS ☐ USPS ☐ Client ☐ Commercial ☑ Pace Other _____

Tracking #: _____

Custody Seal on Cooler/Box Present: ☑ yes ☐ no Seals intact: ☑ yes ☐ no

Packing Material: ☑ Bubble Wrap ☐ Bubble Bags ☐ None ☐ Other _____

Thermometer Used IR-4 Type of Ice: (Wet) Blue None ☐ Samples on ice, cooling process has begun

Cooler Temperature 2.3 Biological Tissue is Frozen: Yes No

Date and Initials of person examining contents: 11/30/17 MR

Temp should be above freezing to 6°C

				Comments:
Chain of Custody Present:	☑Yes	☐No	☐N/A	1.
Chain of Custody Filled Out:	☑Yes	☐No	☐N/A	2.
Chain of Custody Relinquished:	☑Yes	☐No	☐N/A	3.
Sampler Name & Signature on COC:	☑Yes	☐No	☐N/A	4.
Samples Arrived within Hold Time:	☑Yes	☐No	☐N/A	5.
Short Hold Time Analysis (<72hr):	☑Yes	☐No	☐N/A	6.
Rush Turn Around Time Requested:	☐Yes	☑No	☐N/A	7.
Sufficient Volume:	☑Yes	☐No	☐N/A	8.
Correct Containers Used:	☑Yes	☐No	☐N/A	9.
-Pace Containers Used:	☑Yes	☐No	☐N/A	
Containers Intact:	☑Yes	☐No	☐N/A	10.
Filtered volume received for Dissolved tests	☐Yes	☐No	☑N/A	11.
Sample Labels match COC: -Includes date/time/ID/Analysis Matrix: _____	☐Yes	☑No	☐N/A	12. HA-64@16' and HA-64@22' on the COC were labeled HA-69@16 and HA-69@22 respectively
All containers needing preservation have been checked.	☐Yes	☐No	☑N/A	13.
All containers needing preservation are found to be in compliance with EPA recommendation.	☑Yes	☐No	☐N/A	
exceptions: VOA, coliform, TOC, O&G, WI-DRO (water)	☐Yes	☑No		Initial when completed / Lot # of added preservative
Samples checked for dechlorination:	☐Yes	☐No	☑N/A	14.
Headspace in VOA Vials (>6mm):	☐Yes	☐No	☑N/A	15.
Trip Blank Present:	☐Yes	☐No	☑N/A	16.
Trip Blank Custody Seals Present	☐Yes	☐No	☑N/A	
Pace Trip Blank Lot # (if purchased): _____				

Client Notification/ Resolution: Field Data Required? Y / N

Person Contacted: _____ Date/Time: _____

Comments/ Resolution: _____

Project Manager Review: _____ **Date:** _____

Note: Whenever there is a discrepancy affecting North Carolina compliance samples, a copy of this form will be sent to the North Carolina DEHNR Certification Office (i.e. out of hold, incorrect preservative, out of temp, incorrect containers)

PACE ANALYTICAL SERVICES, LLC.

Environmental Monitoring & Laboratory Analysis
110 Technology Parkway, Peachtree Corners, GA 30092
(770) 734-4200 FAX (770) 734-4201

LOG-IN CHECKLIST **Printed: 12/02/2017 1:07:41PM**

Attn: Ms. Katie T. Ross

Client: WENCK Associates
Project: AMC Dalton
Date Received: 11/30/17 14:45

Work Order: AAK0925
Logged In By: Mohammad M. Rahman

OBSERVATIONS

#Samples: 4 **#Containers:** 22

Minimum Temp(C): 2.3 **Maximum Temp(C):** 2.3 **Custody Seal(s) Used:** Yes

CHECKLIST ITEMS

COC included with Samples	YES
Sample Container(s) Intact	YES
Chain of Custody Complete	YES
Sample Container(s) Match COC	NO
Custody seal Intact	YES
Temperature in Compliance	YES
Sufficient Sample Volume for Analysis	YES
Zero Headspace Maintained for VOA Analyses	YES
Samples labeled preserved (If Applicable)	YES
Samples received within Allowable Hold Times	YES
Samples Received on Ice	YES
Preservation Confirmed	YES

Comments:

The samples HA-64 @16' and HA-64 @22' listed on the COC were labeled HA-69 @16' and HA-69 @22' respectively on the containers. The COC was used for login purposes. MMR

PACE ANALYTICAL SERVICES, LLC.

Environmental Monitoring & Laboratory Analysis
110 Technology Parkway, Peachtree Corners, GA 30092
(770) 734-4200 FAX (770) 734-4201

Laboratory Report

Prepared For:

WENCK Associates
1080 Holcomb Bridge Road, Building 100, Suite 190
Roswell, GA 30076

Attention: Ms. Katie T. Ross

Report Number: AAL0043
December 08, 2017
Project: AMC Dalton
Project #:B6506

We appreciate the opportunity to provide the analytical support for your project. The analytical results in this report are based upon information supplied by you, the client, and are for your exclusive use. If you have any questions regarding this data package, please do not hesitate to call.

Approved:

Signature

This report may not be reproduced, except in full, without written approval from Pace Analytical Services, LLC.
Pace Analytical Services, LLC. certifies that the following analytical results meet all requirements of the National Environmental Laboratory Accreditation Conference (NELAC).
All test results relate only to the samples analyzed.

PACE ANALYTICAL SERVICES, LLC.

Environmental Monitoring & Laboratory Analysis
110 Technology Parkway, Peachtree Corners, GA 30092
(770) 734-4200 FAX (770) 734-4201

WENCK Associates
1080 Holcomb Bridge Road, Building 100, S
Roswell GA, 30076
Attention: Ms. Katie T. Ross

December 08, 2017

ANALYTICAL REPORT FOR SAMPLES

Sample ID	Laboratory ID	Matrix	Date Sampled	Date Received
HA-74@6'	AAL0043-01	Soil	11/30/17 18:40	12/01/17 14:50
HA-74@16'	AAL0043-02	Soil	11/30/17 18:50	12/01/17 14:50
HA-74@22'	AAL0043-03	Soil	11/30/17 19:00	12/01/17 14:50
HA-76@20'	AAL0043-04	Soil	11/30/17 18:20	12/01/17 14:50
HA-76@24'	AAL0043-05	Soil	11/30/17 18:30	12/01/17 14:50
HA-70@14'	AAL0043-06	Soil	11/30/17 18:10	12/01/17 14:50
HA-66@18'	AAL0043-07	Soil	11/30/17 18:00	12/01/17 14:50
HA-65@4'	AAL0043-08	Soil	11/30/17 14:10	12/01/17 14:50
HA-65@24'	AAL0043-09	Soil	11/30/17 14:20	12/01/17 14:50
HA-79@8'	AAL0043-10	Soil	11/30/17 13:50	12/01/17 14:50
HA-79@24'	AAL0043-11	Soil	11/30/17 14:00	12/01/17 14:50
HA-78@10'	AAL0043-12	Soil	11/30/17 13:30	12/01/17 14:50
HA-78@18'	AAL0043-13	Soil	11/30/17 13:40	12/01/17 14:50
HA-77@8'	AAL0043-14	Soil	11/30/17 13:00	12/01/17 14:50
HA-77@10'	AAL0043-15	Soil	11/30/17 13:10	12/01/17 14:50
HA-77@14'	AAL0043-16	Soil	11/30/17 13:20	12/01/17 14:50
HA-71@8'	AAL0043-17	Soil	12/01/17 12:20	12/01/17 14:50
HA-71@24'	AAL0043-18	Soil	12/01/17 12:30	12/01/17 14:50
HA-72@16'	AAL0043-19	Soil	12/01/17 12:10	12/01/17 14:50
HA-73@16'	AAL0043-20	Soil	12/01/17 11:50	12/01/17 14:50
HA-73@22'	AAL0043-21	Soil	12/01/17 12:00	12/01/17 14:50
Trip Blank	AAL0043-22	Water	11/30/17 00:00	12/01/17 14:50

PACE ANALYTICAL SERVICES, LLC.

Environmental Monitoring & Laboratory Analysis
110 Technology Parkway, Peachtree Corners, GA 30092
(770) 734-4200 FAX (770) 734-4201

WENCK Associates
1080 Holcomb Bridge Road, Building 100, S
Roswell GA, 30076
Attention: Ms. Katie T. Ross

December 08, 2017

Report No.: AAL0043
Client ID: HA-74@6'
Date/Time Sampled: 11/30/2017 6:40:00PM
Matrix: Soil

Project: AMC Dalton
Lab Number ID: AAL0043-01
Date/Time Received: 12/01/2017 2:50:00PM

Analyte	Result	RL	Units	Method	Qual.	DF	Preparation Date	Analytical Date	Batch	Init.
General Chemistry										
% Solids	78.5	0.04	% by Weight	SOP Moisture		1	12/04/17 11:35	12/04/17 11:35	7120039	JPT
Volatile Organic Compounds by EPA 8260										
Acetone	ND	11000	ug/kg dry	EPA 8260B		100	12/04/17 11:00	12/04/17 21:24	7120094	JG
Acrolein	ND	5500	ug/kg dry	EPA 8260B		100	12/04/17 11:00	12/04/17 21:24	7120094	JG
Acrylonitrile	ND	5500	ug/kg dry	EPA 8260B		100	12/04/17 11:00	12/04/17 21:24	7120094	JG
Benzene	ND	550	ug/kg dry	EPA 8260B		100	12/04/17 11:00	12/04/17 21:24	7120094	JG
Bromobenzene	ND	1100	ug/kg dry	EPA 8260B		100	12/04/17 11:00	12/04/17 21:24	7120094	JG
Bromochloromethane	ND	1100	ug/kg dry	EPA 8260B		100	12/04/17 11:00	12/04/17 21:24	7120094	JG
Bromodichloromethane	ND	1100	ug/kg dry	EPA 8260B		100	12/04/17 11:00	12/04/17 21:24	7120094	JG
Bromoform	ND	1100	ug/kg dry	EPA 8260B		100	12/04/17 11:00	12/04/17 21:24	7120094	JG
Bromomethane	ND	1100	ug/kg dry	EPA 8260B		100	12/04/17 11:00	12/04/17 21:24	7120094	JG
n-Butylbenzene	ND	1100	ug/kg dry	EPA 8260B		100	12/04/17 11:00	12/04/17 21:24	7120094	JG
sec-Butylbenzene	ND	1100	ug/kg dry	EPA 8260B		100	12/04/17 11:00	12/04/17 21:24	7120094	JG
tert-Butylbenzene	ND	1100	ug/kg dry	EPA 8260B		100	12/04/17 11:00	12/04/17 21:24	7120094	JG
Carbon Disulfide	ND	1100	ug/kg dry	EPA 8260B		100	12/04/17 11:00	12/04/17 21:24	7120094	JG
Carbon Tetrachloride	ND	550	ug/kg dry	EPA 8260B		100	12/04/17 11:00	12/04/17 21:24	7120094	JG
Chlorobenzene	ND	1100	ug/kg dry	EPA 8260B		100	12/04/17 11:00	12/04/17 21:24	7120094	JG
Chloroethane	ND	550	ug/kg dry	EPA 8260B		100	12/04/17 11:00	12/04/17 21:24	7120094	JG
Chloroform	ND	550	ug/kg dry	EPA 8260B		100	12/04/17 11:00	12/04/17 21:24	7120094	JG
Chloromethane	ND	1100	ug/kg dry	EPA 8260B		100	12/04/17 11:00	12/04/17 21:24	7120094	JG
2-Chlorotoluene	ND	1100	ug/kg dry	EPA 8260B		100	12/04/17 11:00	12/04/17 21:24	7120094	JG
4-Chlorotoluene	ND	1100	ug/kg dry	EPA 8260B		100	12/04/17 11:00	12/04/17 21:24	7120094	JG
Dibromochloromethane	ND	550	ug/kg dry	EPA 8260B		100	12/04/17 11:00	12/04/17 21:24	7120094	JG
1,2-Dibromo-3-chloropropane	ND	1100	ug/kg dry	EPA 8260B		100	12/04/17 11:00	12/04/17 21:24	7120094	JG
1,2-Dibromoethane	ND	1100	ug/kg dry	EPA 8260B		100	12/04/17 11:00	12/04/17 21:24	7120094	JG
Dibromomethane	ND	1100	ug/kg dry	EPA 8260B		100	12/04/17 11:00	12/04/17 21:24	7120094	JG
1,2-Dichlorobenzene	ND	1100	ug/kg dry	EPA 8260B		100	12/04/17 11:00	12/04/17 21:24	7120094	JG
1,3-Dichlorobenzene	ND	1100	ug/kg dry	EPA 8260B		100	12/04/17 11:00	12/04/17 21:24	7120094	JG
1,4-Dichlorobenzene	ND	1100	ug/kg dry	EPA 8260B		100	12/04/17 11:00	12/04/17 21:24	7120094	JG
Dichlorodifluoromethane	ND	1100	ug/kg dry	EPA 8260B		100	12/04/17 11:00	12/04/17 21:24	7120094	JG
1,1-Dichloroethane	ND	550	ug/kg dry	EPA 8260B		100	12/04/17 11:00	12/04/17 21:24	7120094	JG
1,2-Dichloroethane	ND	550	ug/kg dry	EPA 8260B		100	12/04/17 11:00	12/04/17 21:24	7120094	JG
1,1-Dichloroethene	ND	550	ug/kg dry	EPA 8260B		100	12/04/17 11:00	12/04/17 21:24	7120094	JG
cis-1,2-Dichloroethene	240	220	ug/kg dry	EPA 8260B		100	12/04/17 11:00	12/04/17 21:24	7120094	JG
trans-1,2-Dichloroethene	ND	550	ug/kg dry	EPA 8260B		100	12/04/17 11:00	12/04/17 21:24	7120094	JG

PACE ANALYTICAL SERVICES, LLC.

Environmental Monitoring & Laboratory Analysis
110 Technology Parkway, Peachtree Corners, GA 30092
(770) 734-4200 FAX (770) 734-4201

WENCK Associates
1080 Holcomb Bridge Road, Building 100, S
Roswell GA, 30076
Attention: Ms. Katie T. Ross

December 08, 2017

Report No.: AAL0043
Client ID: HA-74@6'
Date/Time Sampled: 11/30/2017 6:40:00PM
Matrix: Soil

Project: AMC Dalton
Lab Number ID: AAL0043-01
Date/Time Received: 12/01/2017 2:50:00PM

Analyte	Result	RL	Units	Method	Qual.	DF	Preparation Date	Analytical Date	Batch	Init.
Volatile Organic Compounds by EPA 8260										
1,2-Dichloropropane	ND	550	ug/kg dry	EPA 8260B		100	12/04/17 11:00	12/04/17 21:24	7120094	JG
1,3-Dichloropropane	ND	550	ug/kg dry	EPA 8260B		100	12/04/17 11:00	12/04/17 21:24	7120094	JG
2,2-Dichloropropane	ND	1100	ug/kg dry	EPA 8260B		100	12/04/17 11:00	12/04/17 21:24	7120094	JG
1,1-Dichloropropene	ND	1100	ug/kg dry	EPA 8260B		100	12/04/17 11:00	12/04/17 21:24	7120094	JG
cis-1,3-Dichloropropene	ND	550	ug/kg dry	EPA 8260B		100	12/04/17 11:00	12/04/17 21:24	7120094	JG
trans-1,3-Dichloropropene	ND	550	ug/kg dry	EPA 8260B		100	12/04/17 11:00	12/04/17 21:24	7120094	JG
Ethylbenzene	300	220	ug/kg dry	EPA 8260B		100	12/04/17 11:00	12/04/17 21:24	7120094	JG
Isopropylbenzene	ND	1100	ug/kg dry	EPA 8260B		100	12/04/17 11:00	12/04/17 21:24	7120094	JG
p-Isopropyltoluene	ND	1100	ug/kg dry	EPA 8260B		100	12/04/17 11:00	12/04/17 21:24	7120094	JG
Methyl Butyl Ketone (2-Hexanone)	ND	5500	ug/kg dry	EPA 8260B		100	12/04/17 11:00	12/04/17 21:24	7120094	JG
Methylene Chloride	ND	1100	ug/kg dry	EPA 8260B		100	12/04/17 11:00	12/04/17 21:24	7120094	JG
Methyl Ethyl Ketone (2-Butanone)	ND	11000	ug/kg dry	EPA 8260B		100	12/04/17 11:00	12/04/17 21:24	7120094	JG
4-Methyl-2-pentanone (MIBK)	ND	5500	ug/kg dry	EPA 8260B		100	12/04/17 11:00	12/04/17 21:24	7120094	JG
Naphthalene	ND	1100	ug/kg dry	EPA 8260B		100	12/04/17 11:00	12/04/17 21:24	7120094	JG
n-Propylbenzene	ND	1100	ug/kg dry	EPA 8260B		100	12/04/17 11:00	12/04/17 21:24	7120094	JG
Styrene	ND	550	ug/kg dry	EPA 8260B		100	12/04/17 11:00	12/04/17 21:24	7120094	JG
1,1,1,2-Tetrachloroethane	ND	1100	ug/kg dry	EPA 8260B		100	12/04/17 11:00	12/04/17 21:24	7120094	JG
1,1,2,2-Tetrachloroethane	ND	550	ug/kg dry	EPA 8260B		100	12/04/17 11:00	12/04/17 21:24	7120094	JG
Tetrachloroethene	1200000	55000	ug/kg dry	EPA 8260B		10000	12/04/17 11:00	12/05/17 18:33	7120094	JG
Toluene	450	220	ug/kg dry	EPA 8260B		100	12/04/17 11:00	12/04/17 21:24	7120094	JG
1,2,3-Trichlorobenzene	ND	1100	ug/kg dry	EPA 8260B		100	12/04/17 11:00	12/04/17 21:24	7120094	JG
1,2,4-Trichlorobenzene	ND	1100	ug/kg dry	EPA 8260B		100	12/04/17 11:00	12/04/17 21:24	7120094	JG
1,1,1-Trichloroethane	ND	550	ug/kg dry	EPA 8260B		100	12/04/17 11:00	12/04/17 21:24	7120094	JG
1,1,2-Trichloroethane	ND	550	ug/kg dry	EPA 8260B		100	12/04/17 11:00	12/04/17 21:24	7120094	JG
Trichloroethene	1200	550	ug/kg dry	EPA 8260B		100	12/04/17 11:00	12/04/17 21:24	7120094	JG
Trichlorofluoromethane	ND	1100	ug/kg dry	EPA 8260B		100	12/04/17 11:00	12/04/17 21:24	7120094	JG
1,2,3-Trichloropropane	ND	1100	ug/kg dry	EPA 8260B		100	12/04/17 11:00	12/04/17 21:24	7120094	JG
1,2,4-Trimethylbenzene	100	55	ug/kg dry	EPA 8260B		100	12/04/17 11:00	12/04/17 21:24	7120094	JG
1,3,5-Trimethylbenzene	ND	1100	ug/kg dry	EPA 8260B		100	12/04/17 11:00	12/04/17 21:24	7120094	JG
Vinyl Acetate	ND	1100	ug/kg dry	EPA 8260B		100	12/04/17 11:00	12/04/17 21:24	7120094	JG
Vinyl Chloride	ND	1100	ug/kg dry	EPA 8260B		100	12/04/17 11:00	12/04/17 21:24	7120094	JG
m+p-Xylene	1000	550	ug/kg dry	EPA 8260B		100	12/04/17 11:00	12/04/17 21:24	7120094	JG
o-Xylene	710	550	ug/kg dry	EPA 8260B		100	12/04/17 11:00	12/04/17 21:24	7120094	JG
Xylenes, total	1700	550	ug/kg dry	EPA 8260B		100	12/04/17 11:00	12/04/17 21:24	7120094	JG
Surrogate: Dibromofluoromethane	*86 %*	*80-121*		*EPA 8260B*			*12/04/17 11:00*	*12/4/17 21:24*	*7120094*	
Surrogate: Dibromofluoromethane	*92 %*	*80-121*		*EPA 8260B*			*12/04/17 11:00*	*12/5/17 18:33*	*7120094*	

PACE ANALYTICAL SERVICES, LLC.

Environmental Monitoring & Laboratory Analysis
110 Technology Parkway, Peachtree Corners, GA 30092
(770) 734-4200 FAX (770) 734-4201

WENCK Associates
1080 Holcomb Bridge Road, Building 100, S
Roswell GA, 30076
Attention: Ms. Katie T. Ross

December 08, 2017

Report No.: AAL0043
Client ID: HA-74@6'
Date/Time Sampled: 11/30/2017 6:40:00PM
Matrix: Soil

Project: AMC Dalton
Lab Number ID: AAL0043-01
Date/Time Received: 12/01/2017 2:50:00PM

Analyte	Result	RL	Units	Method	Qual.	DF	Preparation Date	Analytical Date	Batch	Init.
Volatile Organic Compounds by EPA 8260										
Surrogate: 1,2-Dichloroethane-d4	*111 %*	*70-131*		*EPA 8260B*			*12/04/17 11:00*	*12/5/17 18:33*	*7120094*	
Surrogate: 1,2-Dichloroethane-d4	*101 %*	*70-131*		*EPA 8260B*			*12/04/17 11:00*	*12/4/17 21:24*	*7120094*	
Surrogate: Toluene-d8	*99 %*	*79-120*		*EPA 8260B*			*12/04/17 11:00*	*12/5/17 18:33*	*7120094*	
Surrogate: Toluene-d8	*122 %*	*79-120*		*EPA 8260B*	*S-04*		*12/04/17 11:00*	*12/4/17 21:24*	*7120094*	
Surrogate: 4-Bromofluorobenzene	*106 %*	*80-121*		*EPA 8260B*			*12/04/17 11:00*	*12/5/17 18:33*	*7120094*	
Surrogate: 4-Bromofluorobenzene	*108 %*	*80-121*		*EPA 8260B*			*12/04/17 11:00*	*12/4/17 21:24*	*7120094*	

PACE ANALYTICAL SERVICES, LLC.

Environmental Monitoring & Laboratory Analysis
110 Technology Parkway, Peachtree Corners, GA 30092
(770) 734-4200 FAX (770) 734-4201

WENCK Associates
1080 Holcomb Bridge Road, Building 100, S
Roswell GA, 30076
Attention: Ms. Katie T. Ross

December 08, 2017

Report No.: AAL0043
Client ID: HA-74@16'
Date/Time Sampled: 11/30/2017 6:50:00PM
Matrix: Soil

Project: AMC Dalton
Lab Number ID: AAL0043-02
Date/Time Received: 12/01/2017 2:50:00PM

Analyte	Result	RL	Units	Method	Qual.	DF	Preparation Date	Analytical Date	Batch	Init.
General Chemistry										
% Solids	80.7	0.05	% by Weight	SOP Moisture		1	12/04/17 11:35	12/04/17 11:35	7120039	JPT
Volatile Organic Compounds by EPA 8260										
Acetone	ND	110	ug/kg dry	EPA 8260B		1	12/04/17 11:00	12/04/17 21:54	7120094	JG
Acrolein	ND	54	ug/kg dry	EPA 8260B		1	12/04/17 11:00	12/04/17 21:54	7120094	JG
Acrylonitrile	ND	54	ug/kg dry	EPA 8260B		1	12/04/17 11:00	12/04/17 21:54	7120094	JG
Benzene	ND	5.4	ug/kg dry	EPA 8260B		1	12/04/17 11:00	12/04/17 21:54	7120094	JG
Bromobenzene	ND	11	ug/kg dry	EPA 8260B		1	12/04/17 11:00	12/04/17 21:54	7120094	JG
Bromochloromethane	ND	11	ug/kg dry	EPA 8260B		1	12/04/17 11:00	12/04/17 21:54	7120094	JG
Bromodichloromethane	ND	11	ug/kg dry	EPA 8260B		1	12/04/17 11:00	12/04/17 21:54	7120094	JG
Bromoform	ND	11	ug/kg dry	EPA 8260B		1	12/04/17 11:00	12/04/17 21:54	7120094	JG
Bromomethane	ND	11	ug/kg dry	EPA 8260B		1	12/04/17 11:00	12/04/17 21:54	7120094	JG
n-Butylbenzene	ND	11	ug/kg dry	EPA 8260B		1	12/04/17 11:00	12/04/17 21:54	7120094	JG
sec-Butylbenzene	ND	11	ug/kg dry	EPA 8260B		1	12/04/17 11:00	12/04/17 21:54	7120094	JG
tert-Butylbenzene	ND	11	ug/kg dry	EPA 8260B		1	12/04/17 11:00	12/04/17 21:54	7120094	JG
Carbon Disulfide	ND	11	ug/kg dry	EPA 8260B		1	12/04/17 11:00	12/04/17 21:54	7120094	JG
Carbon Tetrachloride	ND	5.4	ug/kg dry	EPA 8260B		1	12/04/17 11:00	12/04/17 21:54	7120094	JG
Chlorobenzene	ND	11	ug/kg dry	EPA 8260B		1	12/04/17 11:00	12/04/17 21:54	7120094	JG
Chloroethane	ND	5.4	ug/kg dry	EPA 8260B		1	12/04/17 11:00	12/04/17 21:54	7120094	JG
Chloroform	ND	5.4	ug/kg dry	EPA 8260B		1	12/04/17 11:00	12/04/17 21:54	7120094	JG
Chloromethane	ND	11	ug/kg dry	EPA 8260B		1	12/04/17 11:00	12/04/17 21:54	7120094	JG
2-Chlorotoluene	ND	11	ug/kg dry	EPA 8260B		1	12/04/17 11:00	12/04/17 21:54	7120094	JG
4-Chlorotoluene	ND	11	ug/kg dry	EPA 8260B		1	12/04/17 11:00	12/04/17 21:54	7120094	JG
Dibromochloromethane	ND	5.4	ug/kg dry	EPA 8260B		1	12/04/17 11:00	12/04/17 21:54	7120094	JG
1,2-Dibromo-3-chloropropane	ND	11	ug/kg dry	EPA 8260B		1	12/04/17 11:00	12/04/17 21:54	7120094	JG
1,2-Dibromoethane	ND	11	ug/kg dry	EPA 8260B		1	12/04/17 11:00	12/04/17 21:54	7120094	JG
Dibromomethane	ND	11	ug/kg dry	EPA 8260B		1	12/04/17 11:00	12/04/17 21:54	7120094	JG
1,2-Dichlorobenzene	ND	11	ug/kg dry	EPA 8260B		1	12/04/17 11:00	12/04/17 21:54	7120094	JG
1,3-Dichlorobenzene	ND	11	ug/kg dry	EPA 8260B		1	12/04/17 11:00	12/04/17 21:54	7120094	JG
1,4-Dichlorobenzene	ND	11	ug/kg dry	EPA 8260B		1	12/04/17 11:00	12/04/17 21:54	7120094	JG
Dichlorodifluoromethane	ND	11	ug/kg dry	EPA 8260B		1	12/04/17 11:00	12/04/17 21:54	7120094	JG
1,1-Dichloroethane	ND	5.4	ug/kg dry	EPA 8260B		1	12/04/17 11:00	12/04/17 21:54	7120094	JG
1,2-Dichloroethane	ND	5.4	ug/kg dry	EPA 8260B		1	12/04/17 11:00	12/04/17 21:54	7120094	JG
1,1-Dichloroethene	ND	5.4	ug/kg dry	EPA 8260B		1	12/04/17 11:00	12/04/17 21:54	7120094	JG
cis-1,2-Dichloroethene	130	5.4	ug/kg dry	EPA 8260B		1	12/04/17 11:00	12/04/17 21:54	7120094	JG
trans-1,2-Dichloroethene	ND	5.4	ug/kg dry	EPA 8260B		1	12/04/17 11:00	12/04/17 21:54	7120094	JG

PACE ANALYTICAL SERVICES, LLC.

Environmental Monitoring & Laboratory Analysis
110 Technology Parkway, Peachtree Corners, GA 30092
(770) 734-4200 FAX (770) 734-4201

WENCK Associates
1080 Holcomb Bridge Road, Building 100, S
Roswell GA, 30076
Attention: Ms. Katie T. Ross

December 08, 2017

Report No.: AAL0043
Client ID: HA-74@16'
Date/Time Sampled: 11/30/2017 6:50:00PM
Matrix: Soil

Project: AMC Dalton
Lab Number ID: AAL0043-02
Date/Time Received: 12/01/2017 2:50:00PM

Analyte	Result	RL	Units	Method	Qual.	DF	Preparation Date	Analytical Date	Batch	Init.
Volatile Organic Compounds by EPA 8260										
1,2-Dichloropropane	ND	5.4	ug/kg dry	EPA 8260B		1	12/04/17 11:00	12/04/17 21:54	7120094	JG
1,3-Dichloropropane	ND	5.4	ug/kg dry	EPA 8260B		1	12/04/17 11:00	12/04/17 21:54	7120094	JG
2,2-Dichloropropane	ND	11	ug/kg dry	EPA 8260B		1	12/04/17 11:00	12/04/17 21:54	7120094	JG
1,1-Dichloropropene	ND	11	ug/kg dry	EPA 8260B		1	12/04/17 11:00	12/04/17 21:54	7120094	JG
cis-1,3-Dichloropropene	ND	5.4	ug/kg dry	EPA 8260B		1	12/04/17 11:00	12/04/17 21:54	7120094	JG
trans-1,3-Dichloropropene	ND	5.4	ug/kg dry	EPA 8260B		1	12/04/17 11:00	12/04/17 21:54	7120094	JG
Ethylbenzene	ND	5.4	ug/kg dry	EPA 8260B		1	12/04/17 11:00	12/04/17 21:54	7120094	JG
Isopropylbenzene	ND	11	ug/kg dry	EPA 8260B		1	12/04/17 11:00	12/04/17 21:54	7120094	JG
p-Isopropyltoluene	ND	11	ug/kg dry	EPA 8260B		1	12/04/17 11:00	12/04/17 21:54	7120094	JG
Methyl Butyl Ketone (2-Hexanone)	ND	54	ug/kg dry	EPA 8260B		1	12/04/17 11:00	12/04/17 21:54	7120094	JG
Methylene Chloride	4500	640	ug/kg dry	EPA 8260B		50	12/04/17 11:00	12/05/17 19:03	7120094	JG
Methyl Ethyl Ketone (2-Butanone)	ND	110	ug/kg dry	EPA 8260B		1	12/04/17 11:00	12/04/17 21:54	7120094	JG
4-Methyl-2-pentanone (MIBK)	ND	54	ug/kg dry	EPA 8260B		1	12/04/17 11:00	12/04/17 21:54	7120094	JG
Naphthalene	ND	11	ug/kg dry	EPA 8260B		1	12/04/17 11:00	12/04/17 21:54	7120094	JG
n-Propylbenzene	ND	11	ug/kg dry	EPA 8260B		1	12/04/17 11:00	12/04/17 21:54	7120094	JG
Styrene	ND	5.4	ug/kg dry	EPA 8260B		1	12/04/17 11:00	12/04/17 21:54	7120094	JG
1,1,1,2-Tetrachloroethane	ND	11	ug/kg dry	EPA 8260B		1	12/04/17 11:00	12/04/17 21:54	7120094	JG
1,1,2,2-Tetrachloroethane	ND	5.4	ug/kg dry	EPA 8260B		1	12/04/17 11:00	12/04/17 21:54	7120094	JG
Tetrachloroethene	2300	320	ug/kg dry	EPA 8260B		50	12/04/17 11:00	12/05/17 19:03	7120094	JG
Toluene	ND	5.4	ug/kg dry	EPA 8260B		1	12/04/17 11:00	12/04/17 21:54	7120094	JG
1,2,3-Trichlorobenzene	ND	11	ug/kg dry	EPA 8260B		1	12/04/17 11:00	12/04/17 21:54	7120094	JG
1,2,4-Trichlorobenzene	ND	11	ug/kg dry	EPA 8260B		1	12/04/17 11:00	12/04/17 21:54	7120094	JG
1,1,1-Trichloroethane	ND	5.4	ug/kg dry	EPA 8260B		1	12/04/17 11:00	12/04/17 21:54	7120094	JG
1,1,2-Trichloroethane	ND	5.4	ug/kg dry	EPA 8260B		1	12/04/17 11:00	12/04/17 21:54	7120094	JG
Trichloroethene	13	5.4	ug/kg dry	EPA 8260B		1	12/04/17 11:00	12/04/17 21:54	7120094	JG
Trichlorofluoromethane	ND	11	ug/kg dry	EPA 8260B		1	12/04/17 11:00	12/04/17 21:54	7120094	JG
1,2,3-Trichloropropane	ND	11	ug/kg dry	EPA 8260B		1	12/04/17 11:00	12/04/17 21:54	7120094	JG
1,2,4-Trimethylbenzene	ND	11	ug/kg dry	EPA 8260B		1	12/04/17 11:00	12/04/17 21:54	7120094	JG
1,3,5-Trimethylbenzene	ND	11	ug/kg dry	EPA 8260B		1	12/04/17 11:00	12/04/17 21:54	7120094	JG
Vinyl Acetate	ND	11	ug/kg dry	EPA 8260B		1	12/04/17 11:00	12/04/17 21:54	7120094	JG
Vinyl Chloride	ND	11	ug/kg dry	EPA 8260B		1	12/04/17 11:00	12/04/17 21:54	7120094	JG
m+p-Xylene	ND	5.4	ug/kg dry	EPA 8260B		1	12/04/17 11:00	12/04/17 21:54	7120094	JG
o-Xylene	ND	5.4	ug/kg dry	EPA 8260B		1	12/04/17 11:00	12/04/17 21:54	7120094	JG
Xylenes, total	ND	5.4	ug/kg dry	EPA 8260B		1	12/04/17 11:00	12/04/17 21:54	7120094	JG
Surrogate: Dibromofluoromethane	*94 %*	*80-121*		*EPA 8260B*			*12/04/17 11:00*	*12/4/17 21:54*	*7120094*	
Surrogate: Dibromofluoromethane	*85 %*	*80-121*		*EPA 8260B*			*12/04/17 11:00*	*12/5/17 19:03*	*7120094*	

PACE ANALYTICAL SERVICES, LLC.

Environmental Monitoring & Laboratory Analysis
110 Technology Parkway, Peachtree Corners, GA 30092
(770) 734-4200 FAX (770) 734-4201

WENCK Associates
1080 Holcomb Bridge Road, Building 100, S
Roswell GA, 30076
Attention: Ms. Katie T. Ross

December 08, 2017

Report No.: AAL0043
Client ID: HA-74@16'
Date/Time Sampled: 11/30/2017 6:50:00PM
Matrix: Soil

Project: AMC Dalton
Lab Number ID: AAL0043-02
Date/Time Received: 12/01/2017 2:50:00PM

Analyte	Result	RL	Units	Method	Qual.	DF	Preparation Date	Analytical Date	Batch	Init.
Volatile Organic Compounds by EPA 8260										
Surrogate: 1,2-Dichloroethane-d4	*106 %*	*70-131*		*EPA 8260B*			*12/04/17 11:00*	*12/5/17 19:03*	*7120094*	
Surrogate: 1,2-Dichloroethane-d4	*108 %*	*70-131*		*EPA 8260B*			*12/04/17 11:00*	*12/4/17 21:54*	*7120094*	
Surrogate: Toluene-d8	*103 %*	*79-120*		*EPA 8260B*			*12/04/17 11:00*	*12/5/17 19:03*	*7120094*	
Surrogate: Toluene-d8	*100 %*	*79-120*		*EPA 8260B*			*12/04/17 11:00*	*12/4/17 21:54*	*7120094*	
Surrogate: 4-Bromofluorobenzene	*111 %*	*80-121*		*EPA 8260B*			*12/04/17 11:00*	*12/5/17 19:03*	*7120094*	
Surrogate: 4-Bromofluorobenzene	*108 %*	*80-121*		*EPA 8260B*			*12/04/17 11:00*	*12/4/17 21:54*	*7120094*	

PACE ANALYTICAL SERVICES, LLC.

Environmental Monitoring & Laboratory Analysis
110 Technology Parkway, Peachtree Corners, GA 30092
(770) 734-4200 FAX (770) 734-4201

WENCK Associates
1080 Holcomb Bridge Road, Building 100, S
Roswell GA, 30076
Attention: Ms. Katie T. Ross

December 08, 2017

Report No.: AAL0043
Client ID: HA-74@22'
Date/Time Sampled: 11/30/2017 7:00:00PM
Matrix: Soil

Project: AMC Dalton
Lab Number ID: AAL0043-03
Date/Time Received: 12/01/2017 2:50:00PM

Analyte	Result	RL	Units	Method	Qual.	DF	Preparation Date	Analytical Date	Batch	Init.
General Chemistry										
% Solids	78.1	0.04	% by Weight	SOP Moisture		1	12/04/17 11:35	12/04/17 11:35	7120039	JPT
Volatile Organic Compounds by EPA 8260										
Acetone	ND	110	ug/kg dry	EPA 8260B		1	12/04/17 11:00	12/04/17 22:24	7120094	JG
Acrolein	ND	54	ug/kg dry	EPA 8260B		1	12/04/17 11:00	12/04/17 22:24	7120094	JG
Acrylonitrile	ND	54	ug/kg dry	EPA 8260B		1	12/04/17 11:00	12/04/17 22:24	7120094	JG
Benzene	ND	5.4	ug/kg dry	EPA 8260B		1	12/04/17 11:00	12/04/17 22:24	7120094	JG
Bromobenzene	ND	11	ug/kg dry	EPA 8260B		1	12/04/17 11:00	12/04/17 22:24	7120094	JG
Bromochloromethane	ND	11	ug/kg dry	EPA 8260B		1	12/04/17 11:00	12/04/17 22:24	7120094	JG
Bromodichloromethane	ND	11	ug/kg dry	EPA 8260B		1	12/04/17 11:00	12/04/17 22:24	7120094	JG
Bromoform	ND	11	ug/kg dry	EPA 8260B		1	12/04/17 11:00	12/04/17 22:24	7120094	JG
Bromomethane	ND	11	ug/kg dry	EPA 8260B		1	12/04/17 11:00	12/04/17 22:24	7120094	JG
n-Butylbenzene	ND	11	ug/kg dry	EPA 8260B		1	12/04/17 11:00	12/04/17 22:24	7120094	JG
sec-Butylbenzene	ND	11	ug/kg dry	EPA 8260B		1	12/04/17 11:00	12/04/17 22:24	7120094	JG
tert-Butylbenzene	ND	11	ug/kg dry	EPA 8260B		1	12/04/17 11:00	12/04/17 22:24	7120094	JG
Carbon Disulfide	ND	11	ug/kg dry	EPA 8260B		1	12/04/17 11:00	12/04/17 22:24	7120094	JG
Carbon Tetrachloride	ND	5.4	ug/kg dry	EPA 8260B		1	12/04/17 11:00	12/04/17 22:24	7120094	JG
Chlorobenzene	ND	11	ug/kg dry	EPA 8260B		1	12/04/17 11:00	12/04/17 22:24	7120094	JG
Chloroethane	ND	5.4	ug/kg dry	EPA 8260B		1	12/04/17 11:00	12/04/17 22:24	7120094	JG
Chloroform	ND	5.4	ug/kg dry	EPA 8260B		1	12/04/17 11:00	12/04/17 22:24	7120094	JG
Chloromethane	ND	11	ug/kg dry	EPA 8260B		1	12/04/17 11:00	12/04/17 22:24	7120094	JG
2-Chlorotoluene	ND	11	ug/kg dry	EPA 8260B		1	12/04/17 11:00	12/04/17 22:24	7120094	JG
4-Chlorotoluene	ND	11	ug/kg dry	EPA 8260B		1	12/04/17 11:00	12/04/17 22:24	7120094	JG
Dibromochloromethane	ND	5.4	ug/kg dry	EPA 8260B		1	12/04/17 11:00	12/04/17 22:24	7120094	JG
1,2-Dibromo-3-chloropropane	ND	11	ug/kg dry	EPA 8260B		1	12/04/17 11:00	12/04/17 22:24	7120094	JG
1,2-Dibromoethane	ND	11	ug/kg dry	EPA 8260B		1	12/04/17 11:00	12/04/17 22:24	7120094	JG
Dibromomethane	ND	11	ug/kg dry	EPA 8260B		1	12/04/17 11:00	12/04/17 22:24	7120094	JG
1,2-Dichlorobenzene	ND	11	ug/kg dry	EPA 8260B		1	12/04/17 11:00	12/04/17 22:24	7120094	JG
1,3-Dichlorobenzene	ND	11	ug/kg dry	EPA 8260B		1	12/04/17 11:00	12/04/17 22:24	7120094	JG
1,4-Dichlorobenzene	ND	11	ug/kg dry	EPA 8260B		1	12/04/17 11:00	12/04/17 22:24	7120094	JG
Dichlorodifluoromethane	ND	11	ug/kg dry	EPA 8260B		1	12/04/17 11:00	12/04/17 22:24	7120094	JG
1,1-Dichloroethane	ND	5.4	ug/kg dry	EPA 8260B		1	12/04/17 11:00	12/04/17 22:24	7120094	JG
1,2-Dichloroethane	ND	5.4	ug/kg dry	EPA 8260B		1	12/04/17 11:00	12/04/17 22:24	7120094	JG
1,1-Dichloroethene	ND	5.4	ug/kg dry	EPA 8260B		1	12/04/17 11:00	12/04/17 22:24	7120094	JG
cis-1,2-Dichloroethene	110	5.4	ug/kg dry	EPA 8260B		1	12/04/17 11:00	12/04/17 22:24	7120094	JG
trans-1,2-Dichloroethene	ND	5.4	ug/kg dry	EPA 8260B		1	12/04/17 11:00	12/04/17 22:24	7120094	JG

PACE ANALYTICAL SERVICES, LLC.

Environmental Monitoring & Laboratory Analysis
110 Technology Parkway, Peachtree Corners, GA 30092
(770) 734-4200 FAX (770) 734-4201

WENCK Associates
1080 Holcomb Bridge Road, Building 100, S
Roswell GA, 30076
Attention: Ms. Katie T. Ross

December 08, 2017

Report No.: AAL0043
Client ID: HA-74@22'
Date/Time Sampled: 11/30/2017 7:00:00PM
Matrix: Soil

Project: AMC Dalton
Lab Number ID: AAL0043-03
Date/Time Received: 12/01/2017 2:50:00PM

Analyte	Result	RL	Units	Method	Qual.	DF	Preparation Date	Analytical Date	Batch	Init.
Volatile Organic Compounds by EPA 8260										
1,2-Dichloropropane	ND	5.4	ug/kg dry	EPA 8260B		1	12/04/17 11:00	12/04/17 22:24	7120094	JG
1,3-Dichloropropane	ND	5.4	ug/kg dry	EPA 8260B		1	12/04/17 11:00	12/04/17 22:24	7120094	JG
2,2-Dichloropropane	ND	11	ug/kg dry	EPA 8260B		1	12/04/17 11:00	12/04/17 22:24	7120094	JG
1,1-Dichloropropene	ND	11	ug/kg dry	EPA 8260B		1	12/04/17 11:00	12/04/17 22:24	7120094	JG
cis-1,3-Dichloropropene	ND	5.4	ug/kg dry	EPA 8260B		1	12/04/17 11:00	12/04/17 22:24	7120094	JG
trans-1,3-Dichloropropene	ND	5.4	ug/kg dry	EPA 8260B		1	12/04/17 11:00	12/04/17 22:24	7120094	JG
Ethylbenzene	ND	5.4	ug/kg dry	EPA 8260B		1	12/04/17 11:00	12/04/17 22:24	7120094	JG
Isopropylbenzene	ND	11	ug/kg dry	EPA 8260B		1	12/04/17 11:00	12/04/17 22:24	7120094	JG
p-Isopropyltoluene	ND	11	ug/kg dry	EPA 8260B		1	12/04/17 11:00	12/04/17 22:24	7120094	JG
Methyl Butyl Ketone (2-Hexanone)	ND	54	ug/kg dry	EPA 8260B		1	12/04/17 11:00	12/04/17 22:24	7120094	JG
Methylene Chloride	980	540	ug/kg dry	EPA 8260B		50	12/04/17 11:00	12/05/17 19:33	7120094	JG
Methyl Ethyl Ketone (2-Butanone)	ND	110	ug/kg dry	EPA 8260B		1	12/04/17 11:00	12/04/17 22:24	7120094	JG
4-Methyl-2-pentanone (MIBK)	ND	54	ug/kg dry	EPA 8260B		1	12/04/17 11:00	12/04/17 22:24	7120094	JG
Naphthalene	ND	11	ug/kg dry	EPA 8260B		1	12/04/17 11:00	12/04/17 22:24	7120094	JG
n-Propylbenzene	ND	11	ug/kg dry	EPA 8260B		1	12/04/17 11:00	12/04/17 22:24	7120094	JG
Styrene	ND	5.4	ug/kg dry	EPA 8260B		1	12/04/17 11:00	12/04/17 22:24	7120094	JG
1,1,1,2-Tetrachloroethane	ND	11	ug/kg dry	EPA 8260B		1	12/04/17 11:00	12/04/17 22:24	7120094	JG
1,1,2,2-Tetrachloroethane	ND	5.4	ug/kg dry	EPA 8260B		1	12/04/17 11:00	12/04/17 22:24	7120094	JG
Tetrachloroethene	2200	270	ug/kg dry	EPA 8260B		50	12/04/17 11:00	12/05/17 19:33	7120094	JG
Toluene	ND	5.4	ug/kg dry	EPA 8260B		1	12/04/17 11:00	12/04/17 22:24	7120094	JG
1,2,3-Trichlorobenzene	ND	11	ug/kg dry	EPA 8260B		1	12/04/17 11:00	12/04/17 22:24	7120094	JG
1,2,4-Trichlorobenzene	ND	11	ug/kg dry	EPA 8260B		1	12/04/17 11:00	12/04/17 22:24	7120094	JG
1,1,1-Trichloroethane	ND	5.4	ug/kg dry	EPA 8260B		1	12/04/17 11:00	12/04/17 22:24	7120094	JG
1,1,2-Trichloroethane	ND	5.4	ug/kg dry	EPA 8260B		1	12/04/17 11:00	12/04/17 22:24	7120094	JG
Trichloroethene	11	5.4	ug/kg dry	EPA 8260B		1	12/04/17 11:00	12/04/17 22:24	7120094	JG
Trichlorofluoromethane	ND	11	ug/kg dry	EPA 8260B		1	12/04/17 11:00	12/04/17 22:24	7120094	JG
1,2,3-Trichloropropane	ND	11	ug/kg dry	EPA 8260B		1	12/04/17 11:00	12/04/17 22:24	7120094	JG
1,2,4-Trimethylbenzene	ND	11	ug/kg dry	EPA 8260B		1	12/04/17 11:00	12/04/17 22:24	7120094	JG
1,3,5-Trimethylbenzene	ND	11	ug/kg dry	EPA 8260B		1	12/04/17 11:00	12/04/17 22:24	7120094	JG
Vinyl Acetate	ND	11	ug/kg dry	EPA 8260B		1	12/04/17 11:00	12/04/17 22:24	7120094	JG
Vinyl Chloride	ND	11	ug/kg dry	EPA 8260B		1	12/04/17 11:00	12/04/17 22:24	7120094	JG
m+p-Xylene	ND	5.4	ug/kg dry	EPA 8260B		1	12/04/17 11:00	12/04/17 22:24	7120094	JG
o-Xylene	ND	5.4	ug/kg dry	EPA 8260B		1	12/04/17 11:00	12/04/17 22:24	7120094	JG
Xylenes, total	ND	5.4	ug/kg dry	EPA 8260B		1	12/04/17 11:00	12/04/17 22:24	7120094	JG
Surrogate: Dibromofluoromethane	*94 %*	*80-121*		*EPA 8260B*			*12/04/17 11:00*	*12/4/17 22:24*	*7120094*	
Surrogate: Dibromofluoromethane	*84 %*	*80-121*		*EPA 8260B*			*12/04/17 11:00*	*12/5/17 19:33*	*7120094*	

PACE ANALYTICAL SERVICES, LLC.

Environmental Monitoring & Laboratory Analysis
110 Technology Parkway, Peachtree Corners, GA 30092
(770) 734-4200 FAX (770) 734-4201

WENCK Associates
1080 Holcomb Bridge Road, Building 100, S
Roswell GA, 30076
Attention: Ms. Katie T. Ross

December 08, 2017

Report No.: AAL0043
Client ID: HA-74@22'
Date/Time Sampled: 11/30/2017 7:00:00PM
Matrix: Soil

Project: AMC Dalton
Lab Number ID: AAL0043-03
Date/Time Received: 12/01/2017 2:50:00PM

Analyte	Result	RL	Units	Method	Qual.	DF	Preparation Date	Analytical Date	Batch	Init.
Volatile Organic Compounds by EPA 8260										
Surrogate: 1,2-Dichloroethane-d4	*105 %*	*70-131*		*EPA 8260B*			*12/04/17 11:00*	*12/5/17 19:33*	*7120094*	
Surrogate: 1,2-Dichloroethane-d4	*108 %*	*70-131*		*EPA 8260B*			*12/04/17 11:00*	*12/4/17 22:24*	*7120094*	
Surrogate: Toluene-d8	*100 %*	*79-120*		*EPA 8260B*			*12/04/17 11:00*	*12/5/17 19:33*	*7120094*	
Surrogate: Toluene-d8	*108 %*	*79-120*		*EPA 8260B*			*12/04/17 11:00*	*12/4/17 22:24*	*7120094*	
Surrogate: 4-Bromofluorobenzene	*108 %*	*80-121*		*EPA 8260B*			*12/04/17 11:00*	*12/5/17 19:33*	*7120094*	
Surrogate: 4-Bromofluorobenzene	*109 %*	*80-121*		*EPA 8260B*			*12/04/17 11:00*	*12/4/17 22:24*	*7120094*	

PACE ANALYTICAL SERVICES, LLC.

Environmental Monitoring & Laboratory Analysis
110 Technology Parkway, Peachtree Corners, GA 30092
(770) 734-4200 FAX (770) 734-4201

WENCK Associates
1080 Holcomb Bridge Road, Building 100, S
Roswell GA, 30076
Attention: Ms. Katie T. Ross

December 08, 2017

Report No.: AAL0043
Client ID: HA-76@20'
Date/Time Sampled: 11/30/2017 6:20:00PM
Matrix: Soil

Project: AMC Dalton
Lab Number ID: AAL0043-04
Date/Time Received: 12/01/2017 2:50:00PM

Analyte	Result	RL	Units	Method	Qual.	DF	Preparation Date	Analytical Date	Batch	Init.
General Chemistry										
% Solids	78.6	0.04	% by Weight	SOP Moisture		1	12/04/17 11:35	12/04/17 11:35	7120039	JPT
Volatile Organic Compounds by EPA 8260										
Acetone	ND	100	ug/kg dry	EPA 8260B		1	12/04/17 11:00	12/05/17 22:32	7120094	JG
Acrolein	ND	51	ug/kg dry	EPA 8260B		1	12/04/17 11:00	12/05/17 22:32	7120094	JG
Acrylonitrile	ND	51	ug/kg dry	EPA 8260B		1	12/04/17 11:00	12/05/17 22:32	7120094	JG
Benzene	ND	5.1	ug/kg dry	EPA 8260B		1	12/04/17 11:00	12/05/17 22:32	7120094	JG
Bromobenzene	ND	10	ug/kg dry	EPA 8260B		1	12/04/17 11:00	12/05/17 22:32	7120094	JG
Bromochloromethane	ND	10	ug/kg dry	EPA 8260B		1	12/04/17 11:00	12/05/17 22:32	7120094	JG
Bromodichloromethane	ND	10	ug/kg dry	EPA 8260B		1	12/04/17 11:00	12/05/17 22:32	7120094	JG
Bromoform	ND	10	ug/kg dry	EPA 8260B		1	12/04/17 11:00	12/05/17 22:32	7120094	JG
Bromomethane	ND	10	ug/kg dry	EPA 8260B		1	12/04/17 11:00	12/05/17 22:32	7120094	JG
n-Butylbenzene	ND	10	ug/kg dry	EPA 8260B		1	12/04/17 11:00	12/05/17 22:32	7120094	JG
sec-Butylbenzene	ND	10	ug/kg dry	EPA 8260B		1	12/04/17 11:00	12/05/17 22:32	7120094	JG
tert-Butylbenzene	ND	10	ug/kg dry	EPA 8260B		1	12/04/17 11:00	12/05/17 22:32	7120094	JG
Carbon Disulfide	ND	10	ug/kg dry	EPA 8260B		1	12/04/17 11:00	12/05/17 22:32	7120094	JG
Carbon Tetrachloride	ND	5.1	ug/kg dry	EPA 8260B		1	12/04/17 11:00	12/05/17 22:32	7120094	JG
Chlorobenzene	ND	10	ug/kg dry	EPA 8260B		1	12/04/17 11:00	12/05/17 22:32	7120094	JG
Chloroethane	ND	5.1	ug/kg dry	EPA 8260B		1	12/04/17 11:00	12/05/17 22:32	7120094	JG
Chloroform	ND	5.1	ug/kg dry	EPA 8260B		1	12/04/17 11:00	12/05/17 22:32	7120094	JG
Chloromethane	ND	10	ug/kg dry	EPA 8260B		1	12/04/17 11:00	12/05/17 22:32	7120094	JG
2-Chlorotoluene	ND	10	ug/kg dry	EPA 8260B		1	12/04/17 11:00	12/05/17 22:32	7120094	JG
4-Chlorotoluene	ND	10	ug/kg dry	EPA 8260B		1	12/04/17 11:00	12/05/17 22:32	7120094	JG
Dibromochloromethane	ND	5.1	ug/kg dry	EPA 8260B		1	12/04/17 11:00	12/05/17 22:32	7120094	JG
1,2-Dibromo-3-chloropropane	ND	10	ug/kg dry	EPA 8260B		1	12/04/17 11:00	12/05/17 22:32	7120094	JG
1,2-Dibromoethane	ND	10	ug/kg dry	EPA 8260B		1	12/04/17 11:00	12/05/17 22:32	7120094	JG
Dibromomethane	ND	10	ug/kg dry	EPA 8260B		1	12/04/17 11:00	12/05/17 22:32	7120094	JG
1,2-Dichlorobenzene	ND	10	ug/kg dry	EPA 8260B		1	12/04/17 11:00	12/05/17 22:32	7120094	JG
1,3-Dichlorobenzene	ND	10	ug/kg dry	EPA 8260B		1	12/04/17 11:00	12/05/17 22:32	7120094	JG
1,4-Dichlorobenzene	ND	10	ug/kg dry	EPA 8260B		1	12/04/17 11:00	12/05/17 22:32	7120094	JG
Dichlorodifluoromethane	ND	10	ug/kg dry	EPA 8260B		1	12/04/17 11:00	12/05/17 22:32	7120094	JG
1,1-Dichloroethane	ND	5.1	ug/kg dry	EPA 8260B		1	12/04/17 11:00	12/05/17 22:32	7120094	JG
1,2-Dichloroethane	ND	5.1	ug/kg dry	EPA 8260B		1	12/04/17 11:00	12/05/17 22:32	7120094	JG
1,1-Dichloroethene	ND	5.1	ug/kg dry	EPA 8260B		1	12/04/17 11:00	12/05/17 22:32	7120094	JG
cis-1,2-Dichloroethene	ND	5.1	ug/kg dry	EPA 8260B		1	12/04/17 11:00	12/05/17 22:32	7120094	JG
trans-1,2-Dichloroethene	ND	5.1	ug/kg dry	EPA 8260B		1	12/04/17 11:00	12/05/17 22:32	7120094	JG

PACE ANALYTICAL SERVICES, LLC.

Environmental Monitoring & Laboratory Analysis
110 Technology Parkway, Peachtree Corners, GA 30092
(770) 734-4200 FAX (770) 734-4201

WENCK Associates
1080 Holcomb Bridge Road, Building 100, S
Roswell GA, 30076
Attention: Ms. Katie T. Ross

December 08, 2017

Report No.: AAL0043
Client ID: HA-76@20'
Date/Time Sampled: 11/30/2017 6:20:00PM
Matrix: Soil

Project: AMC Dalton
Lab Number ID: AAL0043-04
Date/Time Received: 12/01/2017 2:50:00PM

Analyte	Result	RL	Units	Method	Qual.	DF	Preparation Date	Analytical Date	Batch	Init.
Volatile Organic Compounds by EPA 8260										
1,2-Dichloropropane	ND	5.1	ug/kg dry	EPA 8260B		1	12/04/17 11:00	12/05/17 22:32	7120094	JG
1,3-Dichloropropane	ND	5.1	ug/kg dry	EPA 8260B		1	12/04/17 11:00	12/05/17 22:32	7120094	JG
2,2-Dichloropropane	ND	10	ug/kg dry	EPA 8260B		1	12/04/17 11:00	12/05/17 22:32	7120094	JG
1,1-Dichloropropene	ND	10	ug/kg dry	EPA 8260B		1	12/04/17 11:00	12/05/17 22:32	7120094	JG
cis-1,3-Dichloropropene	ND	5.1	ug/kg dry	EPA 8260B		1	12/04/17 11:00	12/05/17 22:32	7120094	JG
trans-1,3-Dichloropropene	ND	5.1	ug/kg dry	EPA 8260B		1	12/04/17 11:00	12/05/17 22:32	7120094	JG
Ethylbenzene	ND	5.1	ug/kg dry	EPA 8260B		1	12/04/17 11:00	12/05/17 22:32	7120094	JG
Isopropylbenzene	ND	10	ug/kg dry	EPA 8260B		1	12/04/17 11:00	12/05/17 22:32	7120094	JG
p-Isopropyltoluene	ND	10	ug/kg dry	EPA 8260B		1	12/04/17 11:00	12/05/17 22:32	7120094	JG
Methyl Butyl Ketone (2-Hexanone)	ND	51	ug/kg dry	EPA 8260B		1	12/04/17 11:00	12/05/17 22:32	7120094	JG
Methylene Chloride	ND	10	ug/kg dry	EPA 8260B		1	12/04/17 11:00	12/05/17 22:32	7120094	JG
Methyl Ethyl Ketone (2-Butanone)	ND	100	ug/kg dry	EPA 8260B		1	12/04/17 11:00	12/05/17 22:32	7120094	JG
4-Methyl-2-pentanone (MIBK)	ND	51	ug/kg dry	EPA 8260B		1	12/04/17 11:00	12/05/17 22:32	7120094	JG
Naphthalene	ND	10	ug/kg dry	EPA 8260B		1	12/04/17 11:00	12/05/17 22:32	7120094	JG
n-Propylbenzene	ND	10	ug/kg dry	EPA 8260B		1	12/04/17 11:00	12/05/17 22:32	7120094	JG
Styrene	ND	5.1	ug/kg dry	EPA 8260B		1	12/04/17 11:00	12/05/17 22:32	7120094	JG
1,1,1,2-Tetrachloroethane	ND	10	ug/kg dry	EPA 8260B		1	12/04/17 11:00	12/05/17 22:32	7120094	JG
1,1,2,2-Tetrachloroethane	ND	5.1	ug/kg dry	EPA 8260B		1	12/04/17 11:00	12/05/17 22:32	7120094	JG
Tetrachloroethene	ND	5.1	ug/kg dry	EPA 8260B		1	12/04/17 11:00	12/05/17 22:32	7120094	JG
Toluene	ND	5.1	ug/kg dry	EPA 8260B		1	12/04/17 11:00	12/05/17 22:32	7120094	JG
1,2,3-Trichlorobenzene	ND	10	ug/kg dry	EPA 8260B		1	12/04/17 11:00	12/05/17 22:32	7120094	JG
1,2,4-Trichlorobenzene	ND	10	ug/kg dry	EPA 8260B		1	12/04/17 11:00	12/05/17 22:32	7120094	JG
1,1,1-Trichloroethane	ND	5.1	ug/kg dry	EPA 8260B		1	12/04/17 11:00	12/05/17 22:32	7120094	JG
1,1,2-Trichloroethane	ND	5.1	ug/kg dry	EPA 8260B		1	12/04/17 11:00	12/05/17 22:32	7120094	JG
Trichloroethene	ND	5.1	ug/kg dry	EPA 8260B		1	12/04/17 11:00	12/05/17 22:32	7120094	JG
Trichlorofluoromethane	ND	10	ug/kg dry	EPA 8260B		1	12/04/17 11:00	12/05/17 22:32	7120094	JG
1,2,3-Trichloropropane	ND	10	ug/kg dry	EPA 8260B		1	12/04/17 11:00	12/05/17 22:32	7120094	JG
1,2,4-Trimethylbenzene	ND	10	ug/kg dry	EPA 8260B		1	12/04/17 11:00	12/05/17 22:32	7120094	JG
1,3,5-Trimethylbenzene	ND	10	ug/kg dry	EPA 8260B		1	12/04/17 11:00	12/05/17 22:32	7120094	JG
Vinyl Acetate	ND	10	ug/kg dry	EPA 8260B		1	12/04/17 11:00	12/05/17 22:32	7120094	JG
Vinyl Chloride	ND	10	ug/kg dry	EPA 8260B		1	12/04/17 11:00	12/05/17 22:32	7120094	JG
m+p-Xylene	ND	5.1	ug/kg dry	EPA 8260B		1	12/04/17 11:00	12/05/17 22:32	7120094	JG
o-Xylene	ND	5.1	ug/kg dry	EPA 8260B		1	12/04/17 11:00	12/05/17 22:32	7120094	JG
Xylenes, total	ND	5.1	ug/kg dry	EPA 8260B		1	12/04/17 11:00	12/05/17 22:32	7120094	JG
Surrogate: Dibromofluoromethane	*91 %*	*80-121*		*EPA 8260B*			*12/04/17 11:00*	*12/5/17 22:32*	*7120094*	
Surrogate: 1,2-Dichloroethane-d4	*113 %*	*70-131*		*EPA 8260B*			*12/04/17 11:00*	*12/5/17 22:32*	*7120094*	

PACE ANALYTICAL SERVICES, LLC.

Environmental Monitoring & Laboratory Analysis
110 Technology Parkway, Peachtree Corners, GA 30092
(770) 734-4200 FAX (770) 734-4201

WENCK Associates
1080 Holcomb Bridge Road, Building 100, S
Roswell GA, 30076
Attention: Ms. Katie T. Ross

December 08, 2017

Report No.: AAL0043
Client ID: HA-76@20'
Date/Time Sampled: 11/30/2017 6:20:00PM
Matrix: Soil

Project: AMC Dalton
Lab Number ID: AAL0043-04
Date/Time Received: 12/01/2017 2:50:00PM

Analyte	Result	RL	Units	Method	Qual.	DF	Preparation Date	Analytical Date	Batch	Init.
Volatile Organic Compounds by EPA 8260										
Surrogate: Toluene-d8	*209 %*	*79-120*		*EPA 8260B*	*S-04*		*12/04/17 11:00*	*12/5/17 22:32*	*7120094*	
Surrogate: 4-Bromofluorobenzene	*117 %*	*80-121*		*EPA 8260B*			*12/04/17 11:00*	*12/5/17 22:32*	*7120094*	

PACE ANALYTICAL SERVICES, LLC.

Environmental Monitoring & Laboratory Analysis
110 Technology Parkway, Peachtree Corners, GA 30092
(770) 734-4200 FAX (770) 734-4201

WENCK Associates
1080 Holcomb Bridge Road, Building 100, S
Roswell GA, 30076
Attention: Ms. Katie T. Ross

December 08, 2017

Report No.: AAL0043
Client ID: HA-76@24'
Date/Time Sampled: 11/30/2017 6:30:00PM
Matrix: Soil

Project: AMC Dalton
Lab Number ID: AAL0043-05
Date/Time Received: 12/01/2017 2:50:00PM

Analyte	Result	RL	Units	Method	Qual.	DF	Preparation Date	Analytical Date	Batch	Init.
General Chemistry										
% Solids	76.2	0.04	% by Weight	SOP Moisture		1	12/04/17 11:35	12/04/17 11:35	7120039	JPT
Volatile Organic Compounds by EPA 8260										
Acetone	ND	100	ug/kg dry	EPA 8260B		1	12/04/17 11:00	12/04/17 23:24	7120094	JG
Acrolein	ND	52	ug/kg dry	EPA 8260B		1	12/04/17 11:00	12/04/17 23:24	7120094	JG
Acrylonitrile	ND	52	ug/kg dry	EPA 8260B		1	12/04/17 11:00	12/04/17 23:24	7120094	JG
Benzene	ND	5.2	ug/kg dry	EPA 8260B		1	12/04/17 11:00	12/04/17 23:24	7120094	JG
Bromobenzene	ND	10	ug/kg dry	EPA 8260B		1	12/04/17 11:00	12/04/17 23:24	7120094	JG
Bromochloromethane	ND	10	ug/kg dry	EPA 8260B		1	12/04/17 11:00	12/04/17 23:24	7120094	JG
Bromodichloromethane	ND	10	ug/kg dry	EPA 8260B		1	12/04/17 11:00	12/04/17 23:24	7120094	JG
Bromoform	ND	10	ug/kg dry	EPA 8260B		1	12/04/17 11:00	12/04/17 23:24	7120094	JG
Bromomethane	ND	10	ug/kg dry	EPA 8260B		1	12/04/17 11:00	12/04/17 23:24	7120094	JG
n-Butylbenzene	ND	10	ug/kg dry	EPA 8260B		1	12/04/17 11:00	12/04/17 23:24	7120094	JG
sec-Butylbenzene	ND	10	ug/kg dry	EPA 8260B		1	12/04/17 11:00	12/04/17 23:24	7120094	JG
tert-Butylbenzene	ND	10	ug/kg dry	EPA 8260B		1	12/04/17 11:00	12/04/17 23:24	7120094	JG
Carbon Disulfide	ND	10	ug/kg dry	EPA 8260B		1	12/04/17 11:00	12/04/17 23:24	7120094	JG
Carbon Tetrachloride	ND	5.2	ug/kg dry	EPA 8260B		1	12/04/17 11:00	12/04/17 23:24	7120094	JG
Chlorobenzene	ND	10	ug/kg dry	EPA 8260B		1	12/04/17 11:00	12/04/17 23:24	7120094	JG
Chloroethane	ND	5.2	ug/kg dry	EPA 8260B		1	12/04/17 11:00	12/04/17 23:24	7120094	JG
Chloroform	ND	5.2	ug/kg dry	EPA 8260B		1	12/04/17 11:00	12/04/17 23:24	7120094	JG
Chloromethane	ND	10	ug/kg dry	EPA 8260B		1	12/04/17 11:00	12/04/17 23:24	7120094	JG
2-Chlorotoluene	ND	10	ug/kg dry	EPA 8260B		1	12/04/17 11:00	12/04/17 23:24	7120094	JG
4-Chlorotoluene	ND	10	ug/kg dry	EPA 8260B		1	12/04/17 11:00	12/04/17 23:24	7120094	JG
Dibromochloromethane	ND	5.2	ug/kg dry	EPA 8260B		1	12/04/17 11:00	12/04/17 23:24	7120094	JG
1,2-Dibromo-3-chloropropane	ND	10	ug/kg dry	EPA 8260B		1	12/04/17 11:00	12/04/17 23:24	7120094	JG
1,2-Dibromoethane	ND	10	ug/kg dry	EPA 8260B		1	12/04/17 11:00	12/04/17 23:24	7120094	JG
Dibromomethane	ND	10	ug/kg dry	EPA 8260B		1	12/04/17 11:00	12/04/17 23:24	7120094	JG
1,2-Dichlorobenzene	ND	10	ug/kg dry	EPA 8260B		1	12/04/17 11:00	12/04/17 23:24	7120094	JG
1,3-Dichlorobenzene	ND	10	ug/kg dry	EPA 8260B		1	12/04/17 11:00	12/04/17 23:24	7120094	JG
1,4-Dichlorobenzene	ND	10	ug/kg dry	EPA 8260B		1	12/04/17 11:00	12/04/17 23:24	7120094	JG
Dichlorodifluoromethane	ND	10	ug/kg dry	EPA 8260B		1	12/04/17 11:00	12/04/17 23:24	7120094	JG
1,1-Dichloroethane	ND	5.2	ug/kg dry	EPA 8260B		1	12/04/17 11:00	12/04/17 23:24	7120094	JG
1,2-Dichloroethane	ND	5.2	ug/kg dry	EPA 8260B		1	12/04/17 11:00	12/04/17 23:24	7120094	JG
1,1-Dichloroethene	ND	5.2	ug/kg dry	EPA 8260B		1	12/04/17 11:00	12/04/17 23:24	7120094	JG
cis-1,2-Dichloroethene	ND	5.2	ug/kg dry	EPA 8260B		1	12/04/17 11:00	12/04/17 23:24	7120094	JG
trans-1,2-Dichloroethene	ND	5.2	ug/kg dry	EPA 8260B		1	12/04/17 11:00	12/04/17 23:24	7120094	JG

PACE ANALYTICAL SERVICES, LLC.

Environmental Monitoring & Laboratory Analysis
110 Technology Parkway, Peachtree Corners, GA 30092
(770) 734-4200 FAX (770) 734-4201

WENCK Associates
1080 Holcomb Bridge Road, Building 100, S
Roswell GA, 30076
Attention: Ms. Katie T. Ross

December 08, 2017

Report No.: AAL0043
Client ID: HA-76@24'
Date/Time Sampled: 11/30/2017 6:30:00PM
Matrix: Soil

Project: AMC Dalton
Lab Number ID: AAL0043-05
Date/Time Received: 12/01/2017 2:50:00PM

Analyte	Result	RL	Units	Method	Qual.	DF	Preparation Date	Analytical Date	Batch	Init.
Volatile Organic Compounds by EPA 8260										
1,2-Dichloropropane	ND	5.2	ug/kg dry	EPA 8260B		1	12/04/17 11:00	12/04/17 23:24	7120094	JG
1,3-Dichloropropane	ND	5.2	ug/kg dry	EPA 8260B		1	12/04/17 11:00	12/04/17 23:24	7120094	JG
2,2-Dichloropropane	ND	10	ug/kg dry	EPA 8260B		1	12/04/17 11:00	12/04/17 23:24	7120094	JG
1,1-Dichloropropene	ND	10	ug/kg dry	EPA 8260B		1	12/04/17 11:00	12/04/17 23:24	7120094	JG
cis-1,3-Dichloropropene	ND	5.2	ug/kg dry	EPA 8260B		1	12/04/17 11:00	12/04/17 23:24	7120094	JG
trans-1,3-Dichloropropene	ND	5.2	ug/kg dry	EPA 8260B		1	12/04/17 11:00	12/04/17 23:24	7120094	JG
Ethylbenzene	ND	5.2	ug/kg dry	EPA 8260B		1	12/04/17 11:00	12/04/17 23:24	7120094	JG
Isopropylbenzene	ND	10	ug/kg dry	EPA 8260B		1	12/04/17 11:00	12/04/17 23:24	7120094	JG
p-Isopropyltoluene	ND	10	ug/kg dry	EPA 8260B		1	12/04/17 11:00	12/04/17 23:24	7120094	JG
Methyl Butyl Ketone (2-Hexanone)	ND	52	ug/kg dry	EPA 8260B		1	12/04/17 11:00	12/04/17 23:24	7120094	JG
Methylene Chloride	ND	10	ug/kg dry	EPA 8260B		1	12/04/17 11:00	12/04/17 23:24	7120094	JG
Methyl Ethyl Ketone (2-Butanone)	ND	100	ug/kg dry	EPA 8260B		1	12/04/17 11:00	12/04/17 23:24	7120094	JG
4-Methyl-2-pentanone (MIBK)	ND	52	ug/kg dry	EPA 8260B		1	12/04/17 11:00	12/04/17 23:24	7120094	JG
Naphthalene	ND	10	ug/kg dry	EPA 8260B		1	12/04/17 11:00	12/04/17 23:24	7120094	JG
n-Propylbenzene	ND	10	ug/kg dry	EPA 8260B		1	12/04/17 11:00	12/04/17 23:24	7120094	JG
Styrene	ND	5.2	ug/kg dry	EPA 8260B		1	12/04/17 11:00	12/04/17 23:24	7120094	JG
1,1,1,2-Tetrachloroethane	ND	10	ug/kg dry	EPA 8260B		1	12/04/17 11:00	12/04/17 23:24	7120094	JG
1,1,2,2-Tetrachloroethane	ND	5.2	ug/kg dry	EPA 8260B		1	12/04/17 11:00	12/04/17 23:24	7120094	JG
Tetrachloroethene	7.4	5.2	ug/kg dry	EPA 8260B		1	12/04/17 11:00	12/04/17 23:24	7120094	JG
Toluene	ND	5.2	ug/kg dry	EPA 8260B		1	12/04/17 11:00	12/04/17 23:24	7120094	JG
1,2,3-Trichlorobenzene	ND	10	ug/kg dry	EPA 8260B		1	12/04/17 11:00	12/04/17 23:24	7120094	JG
1,2,4-Trichlorobenzene	ND	10	ug/kg dry	EPA 8260B		1	12/04/17 11:00	12/04/17 23:24	7120094	JG
1,1,1-Trichloroethane	ND	5.2	ug/kg dry	EPA 8260B		1	12/04/17 11:00	12/04/17 23:24	7120094	JG
1,1,2-Trichloroethane	ND	5.2	ug/kg dry	EPA 8260B		1	12/04/17 11:00	12/04/17 23:24	7120094	JG
Trichloroethene	ND	5.2	ug/kg dry	EPA 8260B		1	12/04/17 11:00	12/04/17 23:24	7120094	JG
Trichlorofluoromethane	ND	10	ug/kg dry	EPA 8260B		1	12/04/17 11:00	12/04/17 23:24	7120094	JG
1,2,3-Trichloropropane	ND	10	ug/kg dry	EPA 8260B		1	12/04/17 11:00	12/04/17 23:24	7120094	JG
1,2,4-Trimethylbenzene	ND	10	ug/kg dry	EPA 8260B		1	12/04/17 11:00	12/04/17 23:24	7120094	JG
1,3,5-Trimethylbenzene	ND	10	ug/kg dry	EPA 8260B		1	12/04/17 11:00	12/04/17 23:24	7120094	JG
Vinyl Acetate	ND	10	ug/kg dry	EPA 8260B		1	12/04/17 11:00	12/04/17 23:24	7120094	JG
Vinyl Chloride	ND	10	ug/kg dry	EPA 8260B		1	12/04/17 11:00	12/04/17 23:24	7120094	JG
m+p-Xylene	ND	5.2	ug/kg dry	EPA 8260B		1	12/04/17 11:00	12/04/17 23:24	7120094	JG
o-Xylene	ND	5.2	ug/kg dry	EPA 8260B		1	12/04/17 11:00	12/04/17 23:24	7120094	JG
Xylenes, total	ND	5.2	ug/kg dry	EPA 8260B		1	12/04/17 11:00	12/04/17 23:24	7120094	JG
Surrogate: Dibromofluoromethane	*94 %*	*80-121*		*EPA 8260B*			*12/04/17 11:00*	*12/4/17 23:24*	*7120094*	
Surrogate: 1,2-Dichloroethane-d4	*108 %*	*70-131*		*EPA 8260B*			*12/04/17 11:00*	*12/4/17 23:24*	*7120094*	

PACE ANALYTICAL SERVICES, LLC.

Environmental Monitoring & Laboratory Analysis
110 Technology Parkway, Peachtree Corners, GA 30092
(770) 734-4200 FAX (770) 734-4201

WENCK Associates
1080 Holcomb Bridge Road, Building 100, S
Roswell GA, 30076
Attention: Ms. Katie T. Ross

December 08, 2017

Report No.: AAL0043
Client ID: HA-76@24'
Date/Time Sampled: 11/30/2017 6:30:00PM
Matrix: Soil

Project: AMC Dalton
Lab Number ID: AAL0043-05
Date/Time Received: 12/01/2017 2:50:00PM

Analyte	Result	RL	Units	Method	Qual.	DF	Preparation Date	Analytical Date	Batch	Init.
Volatile Organic Compounds by EPA 8260										
Surrogate: Toluene-d8	*117 %*	*79-120*		*EPA 8260B*			*12/04/17 11:00*	*12/4/17 23:24*	*7120094*	
Surrogate: 4-Bromofluorobenzene	*117 %*	*80-121*		*EPA 8260B*			*12/04/17 11:00*	*12/4/17 23:24*	*7120094*	

PACE ANALYTICAL SERVICES, LLC.

Environmental Monitoring & Laboratory Analysis
110 Technology Parkway, Peachtree Corners, GA 30092
(770) 734-4200 FAX (770) 734-4201

WENCK Associates
1080 Holcomb Bridge Road, Building 100, S
Roswell GA, 30076
Attention: Ms. Katie T. Ross

December 08, 2017

Report No.: AAL0043
Client ID: HA-70@14'
Date/Time Sampled: 11/30/2017 6:10:00PM
Matrix: Soil

Project: AMC Dalton
Lab Number ID: AAL0043-06
Date/Time Received: 12/01/2017 2:50:00PM

Analyte	Result	RL	Units	Method	Qual.	DF	Preparation Date	Analytical Date	Batch	Init.
General Chemistry										
% Solids	83.7	0.04	% by Weight	SOP Moisture		1	12/05/17 11:15	12/05/17 11:15	7120085	JPT
Volatile Organic Compounds by EPA 8260										
Acetone	ND	100	ug/kg dry	EPA 8260B		1	12/04/17 11:00	12/05/17 1:23	7120094	JG
Acrolein	ND	52	ug/kg dry	EPA 8260B		1	12/04/17 11:00	12/05/17 1:23	7120094	JG
Acrylonitrile	ND	52	ug/kg dry	EPA 8260B		1	12/04/17 11:00	12/05/17 1:23	7120094	JG
Benzene	ND	5.2	ug/kg dry	EPA 8260B		1	12/04/17 11:00	12/05/17 1:23	7120094	JG
Bromobenzene	ND	10	ug/kg dry	EPA 8260B		1	12/04/17 11:00	12/05/17 1:23	7120094	JG
Bromochloromethane	ND	10	ug/kg dry	EPA 8260B		1	12/04/17 11:00	12/05/17 1:23	7120094	JG
Bromodichloromethane	ND	10	ug/kg dry	EPA 8260B		1	12/04/17 11:00	12/05/17 1:23	7120094	JG
Bromoform	ND	10	ug/kg dry	EPA 8260B		1	12/04/17 11:00	12/05/17 1:23	7120094	JG
Bromomethane	ND	10	ug/kg dry	EPA 8260B		1	12/04/17 11:00	12/05/17 1:23	7120094	JG
n-Butylbenzene	ND	10	ug/kg dry	EPA 8260B		1	12/04/17 11:00	12/05/17 1:23	7120094	JG
sec-Butylbenzene	ND	10	ug/kg dry	EPA 8260B		1	12/04/17 11:00	12/05/17 1:23	7120094	JG
tert-Butylbenzene	ND	10	ug/kg dry	EPA 8260B		1	12/04/17 11:00	12/05/17 1:23	7120094	JG
Carbon Disulfide	ND	10	ug/kg dry	EPA 8260B		1	12/04/17 11:00	12/05/17 1:23	7120094	JG
Carbon Tetrachloride	ND	5.2	ug/kg dry	EPA 8260B		1	12/04/17 11:00	12/05/17 1:23	7120094	JG
Chlorobenzene	ND	10	ug/kg dry	EPA 8260B		1	12/04/17 11:00	12/05/17 1:23	7120094	JG
Chloroethane	ND	5.2	ug/kg dry	EPA 8260B		1	12/04/17 11:00	12/05/17 1:23	7120094	JG
Chloroform	ND	5.2	ug/kg dry	EPA 8260B		1	12/04/17 11:00	12/05/17 1:23	7120094	JG
Chloromethane	ND	10	ug/kg dry	EPA 8260B		1	12/04/17 11:00	12/05/17 1:23	7120094	JG
2-Chlorotoluene	ND	10	ug/kg dry	EPA 8260B		1	12/04/17 11:00	12/05/17 1:23	7120094	JG
4-Chlorotoluene	ND	10	ug/kg dry	EPA 8260B		1	12/04/17 11:00	12/05/17 1:23	7120094	JG
Dibromochloromethane	ND	5.2	ug/kg dry	EPA 8260B		1	12/04/17 11:00	12/05/17 1:23	7120094	JG
1,2-Dibromo-3-chloropropane	ND	10	ug/kg dry	EPA 8260B		1	12/04/17 11:00	12/05/17 1:23	7120094	JG
1,2-Dibromoethane	ND	10	ug/kg dry	EPA 8260B		1	12/04/17 11:00	12/05/17 1:23	7120094	JG
Dibromomethane	ND	10	ug/kg dry	EPA 8260B		1	12/04/17 11:00	12/05/17 1:23	7120094	JG
1,2-Dichlorobenzene	ND	10	ug/kg dry	EPA 8260B		1	12/04/17 11:00	12/05/17 1:23	7120094	JG
1,3-Dichlorobenzene	ND	10	ug/kg dry	EPA 8260B		1	12/04/17 11:00	12/05/17 1:23	7120094	JG
1,4-Dichlorobenzene	ND	10	ug/kg dry	EPA 8260B		1	12/04/17 11:00	12/05/17 1:23	7120094	JG
Dichlorodifluoromethane	ND	10	ug/kg dry	EPA 8260B		1	12/04/17 11:00	12/05/17 1:23	7120094	JG
1,1-Dichloroethane	ND	5.2	ug/kg dry	EPA 8260B		1	12/04/17 11:00	12/05/17 1:23	7120094	JG
1,2-Dichloroethane	ND	5.2	ug/kg dry	EPA 8260B		1	12/04/17 11:00	12/05/17 1:23	7120094	JG
1,1-Dichloroethene	ND	5.2	ug/kg dry	EPA 8260B		1	12/04/17 11:00	12/05/17 1:23	7120094	JG
cis-1,2-Dichloroethene	ND	5.2	ug/kg dry	EPA 8260B		1	12/04/17 11:00	12/05/17 1:23	7120094	JG
trans-1,2-Dichloroethene	ND	5.2	ug/kg dry	EPA 8260B		1	12/04/17 11:00	12/05/17 1:23	7120094	JG

PACE ANALYTICAL SERVICES, LLC.

Environmental Monitoring & Laboratory Analysis
110 Technology Parkway, Peachtree Corners, GA 30092
(770) 734-4200 FAX (770) 734-4201

WENCK Associates
1080 Holcomb Bridge Road, Building 100, S
Roswell GA, 30076
Attention: Ms. Katie T. Ross

December 08, 2017

Report No.: AAL0043
Client ID: HA-70@14'
Date/Time Sampled: 11/30/2017 6:10:00PM
Matrix: Soil

Project: AMC Dalton
Lab Number ID: AAL0043-06
Date/Time Received: 12/01/2017 2:50:00PM

Analyte	Result	RL	Units	Method	Qual.	DF	Preparation Date	Analytical Date	Batch	Init.
Volatile Organic Compounds by EPA 8260										
1,2-Dichloropropane	ND	5.2	ug/kg dry	EPA 8260B		1	12/04/17 11:00	12/05/17 1:23	7120094	JG
1,3-Dichloropropane	ND	5.2	ug/kg dry	EPA 8260B		1	12/04/17 11:00	12/05/17 1:23	7120094	JG
2,2-Dichloropropane	ND	10	ug/kg dry	EPA 8260B		1	12/04/17 11:00	12/05/17 1:23	7120094	JG
1,1-Dichloropropene	ND	10	ug/kg dry	EPA 8260B		1	12/04/17 11:00	12/05/17 1:23	7120094	JG
cis-1,3-Dichloropropene	ND	5.2	ug/kg dry	EPA 8260B		1	12/04/17 11:00	12/05/17 1:23	7120094	JG
trans-1,3-Dichloropropene	ND	5.2	ug/kg dry	EPA 8260B		1	12/04/17 11:00	12/05/17 1:23	7120094	JG
Ethylbenzene	ND	5.2	ug/kg dry	EPA 8260B		1	12/04/17 11:00	12/05/17 1:23	7120094	JG
Isopropylbenzene	ND	10	ug/kg dry	EPA 8260B		1	12/04/17 11:00	12/05/17 1:23	7120094	JG
p-Isopropyltoluene	ND	10	ug/kg dry	EPA 8260B		1	12/04/17 11:00	12/05/17 1:23	7120094	JG
Methyl Butyl Ketone (2-Hexanone)	ND	52	ug/kg dry	EPA 8260B		1	12/04/17 11:00	12/05/17 1:23	7120094	JG
Methylene Chloride	ND	10	ug/kg dry	EPA 8260B		1	12/04/17 11:00	12/05/17 1:23	7120094	JG
Methyl Ethyl Ketone (2-Butanone)	ND	100	ug/kg dry	EPA 8260B		1	12/04/17 11:00	12/05/17 1:23	7120094	JG
4-Methyl-2-pentanone (MIBK)	ND	52	ug/kg dry	EPA 8260B		1	12/04/17 11:00	12/05/17 1:23	7120094	JG
Naphthalene	ND	10	ug/kg dry	EPA 8260B		1	12/04/17 11:00	12/05/17 1:23	7120094	JG
n-Propylbenzene	ND	10	ug/kg dry	EPA 8260B		1	12/04/17 11:00	12/05/17 1:23	7120094	JG
Styrene	ND	5.2	ug/kg dry	EPA 8260B		1	12/04/17 11:00	12/05/17 1:23	7120094	JG
1,1,1,2-Tetrachloroethane	ND	10	ug/kg dry	EPA 8260B		1	12/04/17 11:00	12/05/17 1:23	7120094	JG
1,1,2,2-Tetrachloroethane	ND	5.2	ug/kg dry	EPA 8260B		1	12/04/17 11:00	12/05/17 1:23	7120094	JG
Tetrachloroethene	ND	5.2	ug/kg dry	EPA 8260B		1	12/04/17 11:00	12/05/17 1:23	7120094	JG
Toluene	ND	5.2	ug/kg dry	EPA 8260B		1	12/04/17 11:00	12/05/17 1:23	7120094	JG
1,2,3-Trichlorobenzene	ND	10	ug/kg dry	EPA 8260B		1	12/04/17 11:00	12/05/17 1:23	7120094	JG
1,2,4-Trichlorobenzene	ND	10	ug/kg dry	EPA 8260B		1	12/04/17 11:00	12/05/17 1:23	7120094	JG
1,1,1-Trichloroethane	ND	5.2	ug/kg dry	EPA 8260B		1	12/04/17 11:00	12/05/17 1:23	7120094	JG
1,1,2-Trichloroethane	ND	5.2	ug/kg dry	EPA 8260B		1	12/04/17 11:00	12/05/17 1:23	7120094	JG
Trichloroethene	ND	5.2	ug/kg dry	EPA 8260B		1	12/04/17 11:00	12/05/17 1:23	7120094	JG
Trichlorofluoromethane	ND	10	ug/kg dry	EPA 8260B		1	12/04/17 11:00	12/05/17 1:23	7120094	JG
1,2,3-Trichloropropane	ND	10	ug/kg dry	EPA 8260B		1	12/04/17 11:00	12/05/17 1:23	7120094	JG
1,2,4-Trimethylbenzene	ND	10	ug/kg dry	EPA 8260B		1	12/04/17 11:00	12/05/17 1:23	7120094	JG
1,3,5-Trimethylbenzene	ND	10	ug/kg dry	EPA 8260B		1	12/04/17 11:00	12/05/17 1:23	7120094	JG
Vinyl Acetate	ND	10	ug/kg dry	EPA 8260B		1	12/04/17 11:00	12/05/17 1:23	7120094	JG
Vinyl Chloride	ND	10	ug/kg dry	EPA 8260B		1	12/04/17 11:00	12/05/17 1:23	7120094	JG
m+p-Xylene	ND	5.2	ug/kg dry	EPA 8260B		1	12/04/17 11:00	12/05/17 1:23	7120094	JG
o-Xylene	ND	5.2	ug/kg dry	EPA 8260B		1	12/04/17 11:00	12/05/17 1:23	7120094	JG
Xylenes, total	ND	5.2	ug/kg dry	EPA 8260B		1	12/04/17 11:00	12/05/17 1:23	7120094	JG
Surrogate: Dibromofluoromethane	*95 %*	*80-121*		*EPA 8260B*			*12/04/17 11:00*	*12/5/17 1:23*	*7120094*	
Surrogate: 1,2-Dichloroethane-d4	*109 %*	*70-131*		*EPA 8260B*			*12/04/17 11:00*	*12/5/17 1:23*	*7120094*	

PACE ANALYTICAL SERVICES, LLC.

Environmental Monitoring & Laboratory Analysis
110 Technology Parkway, Peachtree Corners, GA 30092
(770) 734-4200 FAX (770) 734-4201

WENCK Associates
1080 Holcomb Bridge Road, Building 100, S
Roswell GA, 30076
Attention: Ms. Katie T. Ross

December 08, 2017

Report No.: AAL0043
Client ID: HA-70@14'
Date/Time Sampled: 11/30/2017 6:10:00PM
Matrix: Soil

Project: AMC Dalton
Lab Number ID: AAL0043-06
Date/Time Received: 12/01/2017 2:50:00PM

Analyte	Result	RL	Units	Method	Qual.	DF	Preparation Date	Analytical Date	Batch	Init.
Volatile Organic Compounds by EPA 8260										
Surrogate: Toluene-d8	*104 %*	*79-120*		*EPA 8260B*			*12/04/17 11:00*	*12/5/17 1:23*	*7120094*	
Surrogate: 4-Bromofluorobenzene	*113 %*	*80-121*		*EPA 8260B*			*12/04/17 11:00*	*12/5/17 1:23*	*7120094*	

PACE ANALYTICAL SERVICES, LLC.

Environmental Monitoring & Laboratory Analysis
110 Technology Parkway, Peachtree Corners, GA 30092
(770) 734-4200 FAX (770) 734-4201

WENCK Associates
1080 Holcomb Bridge Road, Building 100, S
Roswell GA, 30076
Attention: Ms. Katie T. Ross

December 08, 2017

Report No.: AAL0043
Client ID: HA-66@18'
Date/Time Sampled: 11/30/2017 6:00:00PM
Matrix: Soil

Project: AMC Dalton
Lab Number ID: AAL0043-07
Date/Time Received: 12/01/2017 2:50:00PM

Analyte	Result	RL	Units	Method	Qual.	DF	Preparation Date	Analytical Date	Batch	Init.
General Chemistry										
% Solids	75.7	0.04	% by Weight	SOP Moisture		1	12/05/17 11:15	12/05/17 11:15	7120085	JPT
Volatile Organic Compounds by EPA 8260										
Acetone	ND	120	ug/kg dry	EPA 8260B		1	12/04/17 11:00	12/05/17 1:53	7120094	JG
Acrolein	ND	59	ug/kg dry	EPA 8260B		1	12/04/17 11:00	12/05/17 1:53	7120094	JG
Acrylonitrile	ND	59	ug/kg dry	EPA 8260B		1	12/04/17 11:00	12/05/17 1:53	7120094	JG
Benzene	ND	5.9	ug/kg dry	EPA 8260B		1	12/04/17 11:00	12/05/17 1:53	7120094	JG
Bromobenzene	ND	12	ug/kg dry	EPA 8260B		1	12/04/17 11:00	12/05/17 1:53	7120094	JG
Bromochloromethane	ND	12	ug/kg dry	EPA 8260B		1	12/04/17 11:00	12/05/17 1:53	7120094	JG
Bromodichloromethane	ND	12	ug/kg dry	EPA 8260B		1	12/04/17 11:00	12/05/17 1:53	7120094	JG
Bromoform	ND	12	ug/kg dry	EPA 8260B		1	12/04/17 11:00	12/05/17 1:53	7120094	JG
Bromomethane	ND	12	ug/kg dry	EPA 8260B		1	12/04/17 11:00	12/05/17 1:53	7120094	JG
n-Butylbenzene	ND	12	ug/kg dry	EPA 8260B		1	12/04/17 11:00	12/05/17 1:53	7120094	JG
sec-Butylbenzene	ND	12	ug/kg dry	EPA 8260B		1	12/04/17 11:00	12/05/17 1:53	7120094	JG
tert-Butylbenzene	ND	12	ug/kg dry	EPA 8260B		1	12/04/17 11:00	12/05/17 1:53	7120094	JG
Carbon Disulfide	ND	12	ug/kg dry	EPA 8260B		1	12/04/17 11:00	12/05/17 1:53	7120094	JG
Carbon Tetrachloride	ND	5.9	ug/kg dry	EPA 8260B		1	12/04/17 11:00	12/05/17 1:53	7120094	JG
Chlorobenzene	ND	12	ug/kg dry	EPA 8260B		1	12/04/17 11:00	12/05/17 1:53	7120094	JG
Chloroethane	ND	5.9	ug/kg dry	EPA 8260B		1	12/04/17 11:00	12/05/17 1:53	7120094	JG
Chloroform	ND	5.9	ug/kg dry	EPA 8260B		1	12/04/17 11:00	12/05/17 1:53	7120094	JG
Chloromethane	ND	12	ug/kg dry	EPA 8260B		1	12/04/17 11:00	12/05/17 1:53	7120094	JG
2-Chlorotoluene	ND	12	ug/kg dry	EPA 8260B		1	12/04/17 11:00	12/05/17 1:53	7120094	JG
4-Chlorotoluene	ND	12	ug/kg dry	EPA 8260B		1	12/04/17 11:00	12/05/17 1:53	7120094	JG
Dibromochloromethane	ND	5.9	ug/kg dry	EPA 8260B		1	12/04/17 11:00	12/05/17 1:53	7120094	JG
1,2-Dibromo-3-chloropropane	ND	12	ug/kg dry	EPA 8260B		1	12/04/17 11:00	12/05/17 1:53	7120094	JG
1,2-Dibromoethane	ND	12	ug/kg dry	EPA 8260B		1	12/04/17 11:00	12/05/17 1:53	7120094	JG
Dibromomethane	ND	12	ug/kg dry	EPA 8260B		1	12/04/17 11:00	12/05/17 1:53	7120094	JG
1,2-Dichlorobenzene	ND	12	ug/kg dry	EPA 8260B		1	12/04/17 11:00	12/05/17 1:53	7120094	JG
1,3-Dichlorobenzene	ND	12	ug/kg dry	EPA 8260B		1	12/04/17 11:00	12/05/17 1:53	7120094	JG
1,4-Dichlorobenzene	ND	12	ug/kg dry	EPA 8260B		1	12/04/17 11:00	12/05/17 1:53	7120094	JG
Dichlorodifluoromethane	ND	12	ug/kg dry	EPA 8260B		1	12/04/17 11:00	12/05/17 1:53	7120094	JG
1,1-Dichloroethane	ND	5.9	ug/kg dry	EPA 8260B		1	12/04/17 11:00	12/05/17 1:53	7120094	JG
1,2-Dichloroethane	ND	5.9	ug/kg dry	EPA 8260B		1	12/04/17 11:00	12/05/17 1:53	7120094	JG
1,1-Dichloroethene	ND	5.9	ug/kg dry	EPA 8260B		1	12/04/17 11:00	12/05/17 1:53	7120094	JG
cis-1,2-Dichloroethene	ND	5.9	ug/kg dry	EPA 8260B		1	12/04/17 11:00	12/05/17 1:53	7120094	JG
trans-1,2-Dichloroethene	ND	5.9	ug/kg dry	EPA 8260B		1	12/04/17 11:00	12/05/17 1:53	7120094	JG

PACE ANALYTICAL SERVICES, LLC.

Environmental Monitoring & Laboratory Analysis
110 Technology Parkway, Peachtree Corners, GA 30092
(770) 734-4200 FAX (770) 734-4201

WENCK Associates
1080 Holcomb Bridge Road, Building 100, S
Roswell GA, 30076
Attention: Ms. Katie T. Ross

December 08, 2017

Report No.: AAL0043
Client ID: HA-66@18'
Date/Time Sampled: 11/30/2017 6:00:00PM
Matrix: Soil

Project: AMC Dalton
Lab Number ID: AAL0043-07
Date/Time Received: 12/01/2017 2:50:00PM

Analyte	Result	RL	Units	Method	Qual.	DF	Preparation Date	Analytical Date	Batch	Init.
Volatile Organic Compounds by EPA 8260										
1,2-Dichloropropane	ND	5.9	ug/kg dry	EPA 8260B		1	12/04/17 11:00	12/05/17 1:53	7120094	JG
1,3-Dichloropropane	ND	5.9	ug/kg dry	EPA 8260B		1	12/04/17 11:00	12/05/17 1:53	7120094	JG
2,2-Dichloropropane	ND	12	ug/kg dry	EPA 8260B		1	12/04/17 11:00	12/05/17 1:53	7120094	JG
1,1-Dichloropropene	ND	12	ug/kg dry	EPA 8260B		1	12/04/17 11:00	12/05/17 1:53	7120094	JG
cis-1,3-Dichloropropene	ND	5.9	ug/kg dry	EPA 8260B		1	12/04/17 11:00	12/05/17 1:53	7120094	JG
trans-1,3-Dichloropropene	ND	5.9	ug/kg dry	EPA 8260B		1	12/04/17 11:00	12/05/17 1:53	7120094	JG
Ethylbenzene	ND	5.9	ug/kg dry	EPA 8260B		1	12/04/17 11:00	12/05/17 1:53	7120094	JG
Isopropylbenzene	ND	12	ug/kg dry	EPA 8260B		1	12/04/17 11:00	12/05/17 1:53	7120094	JG
p-Isopropyltoluene	ND	12	ug/kg dry	EPA 8260B		1	12/04/17 11:00	12/05/17 1:53	7120094	JG
Methyl Butyl Ketone (2-Hexanone)	ND	59	ug/kg dry	EPA 8260B		1	12/04/17 11:00	12/05/17 1:53	7120094	JG
Methylene Chloride	ND	12	ug/kg dry	EPA 8260B		1	12/04/17 11:00	12/05/17 1:53	7120094	JG
Methyl Ethyl Ketone (2-Butanone)	ND	120	ug/kg dry	EPA 8260B		1	12/04/17 11:00	12/05/17 1:53	7120094	JG
4-Methyl-2-pentanone (MIBK)	ND	59	ug/kg dry	EPA 8260B		1	12/04/17 11:00	12/05/17 1:53	7120094	JG
Naphthalene	ND	12	ug/kg dry	EPA 8260B		1	12/04/17 11:00	12/05/17 1:53	7120094	JG
n-Propylbenzene	ND	12	ug/kg dry	EPA 8260B		1	12/04/17 11:00	12/05/17 1:53	7120094	JG
Styrene	ND	5.9	ug/kg dry	EPA 8260B		1	12/04/17 11:00	12/05/17 1:53	7120094	JG
1,1,1,2-Tetrachloroethane	ND	12	ug/kg dry	EPA 8260B		1	12/04/17 11:00	12/05/17 1:53	7120094	JG
1,1,2,2-Tetrachloroethane	ND	5.9	ug/kg dry	EPA 8260B		1	12/04/17 11:00	12/05/17 1:53	7120094	JG
Tetrachloroethene	230	140	ug/kg dry	EPA 8260B		50	12/04/17 11:00	12/05/17 20:03	7120094	JG
Toluene	ND	5.9	ug/kg dry	EPA 8260B		1	12/04/17 11:00	12/05/17 1:53	7120094	JG
1,2,3-Trichlorobenzene	ND	12	ug/kg dry	EPA 8260B		1	12/04/17 11:00	12/05/17 1:53	7120094	JG
1,2,4-Trichlorobenzene	ND	12	ug/kg dry	EPA 8260B		1	12/04/17 11:00	12/05/17 1:53	7120094	JG
1,1,1-Trichloroethane	ND	5.9	ug/kg dry	EPA 8260B		1	12/04/17 11:00	12/05/17 1:53	7120094	JG
1,1,2-Trichloroethane	ND	5.9	ug/kg dry	EPA 8260B		1	12/04/17 11:00	12/05/17 1:53	7120094	JG
Trichloroethene	ND	5.9	ug/kg dry	EPA 8260B		1	12/04/17 11:00	12/05/17 1:53	7120094	JG
Trichlorofluoromethane	ND	12	ug/kg dry	EPA 8260B		1	12/04/17 11:00	12/05/17 1:53	7120094	JG
1,2,3-Trichloropropane	ND	12	ug/kg dry	EPA 8260B		1	12/04/17 11:00	12/05/17 1:53	7120094	JG
1,2,4-Trimethylbenzene	ND	12	ug/kg dry	EPA 8260B		1	12/04/17 11:00	12/05/17 1:53	7120094	JG
1,3,5-Trimethylbenzene	ND	12	ug/kg dry	EPA 8260B		1	12/04/17 11:00	12/05/17 1:53	7120094	JG
Vinyl Acetate	ND	12	ug/kg dry	EPA 8260B		1	12/04/17 11:00	12/05/17 1:53	7120094	JG
Vinyl Chloride	ND	12	ug/kg dry	EPA 8260B		1	12/04/17 11:00	12/05/17 1:53	7120094	JG
m+p-Xylene	ND	5.9	ug/kg dry	EPA 8260B		1	12/04/17 11:00	12/05/17 1:53	7120094	JG
o-Xylene	ND	5.9	ug/kg dry	EPA 8260B		1	12/04/17 11:00	12/05/17 1:53	7120094	JG
Xylenes, total	ND	5.9	ug/kg dry	EPA 8260B		1	12/04/17 11:00	12/05/17 1:53	7120094	JG
Surrogate: Dibromofluoromethane	*93 %*	*80-121*		*EPA 8260B*			*12/04/17 11:00*	*12/5/17 1:53*	*7120094*	
Surrogate: Dibromofluoromethane	*84 %*	*80-121*		*EPA 8260B*			*12/04/17 11:00*	*12/5/17 20:03*	*7120094*	

PACE ANALYTICAL SERVICES, LLC.

Environmental Monitoring & Laboratory Analysis
110 Technology Parkway, Peachtree Corners, GA 30092
(770) 734-4200 FAX (770) 734-4201

WENCK Associates
1080 Holcomb Bridge Road, Building 100, S
Roswell GA, 30076
Attention: Ms. Katie T. Ross

December 08, 2017

Report No.: AAL0043
Client ID: HA-66@18'
Date/Time Sampled: 11/30/2017 6:00:00PM
Matrix: Soil

Project: AMC Dalton
Lab Number ID: AAL0043-07
Date/Time Received: 12/01/2017 2:50:00PM

Analyte	Result	RL	Units	Method	Qual.	DF	Preparation Date	Analytical Date	Batch	Init.
Volatile Organic Compounds by EPA 8260										
Surrogate: 1,2-Dichloroethane-d4	*106 %*	*70-131*		*EPA 8260B*			*12/04/17 11:00*	*12/5/17 20:03*	*7120094*	
Surrogate: 1,2-Dichloroethane-d4	*109 %*	*70-131*		*EPA 8260B*			*12/04/17 11:00*	*12/5/17 1:53*	*7120094*	
Surrogate: Toluene-d8	*101 %*	*79-120*		*EPA 8260B*			*12/04/17 11:00*	*12/5/17 1:53*	*7120094*	
Surrogate: Toluene-d8	*104 %*	*79-120*		*EPA 8260B*			*12/04/17 11:00*	*12/5/17 20:03*	*7120094*	
Surrogate: 4-Bromofluorobenzene	*112 %*	*80-121*		*EPA 8260B*			*12/04/17 11:00*	*12/5/17 20:03*	*7120094*	
Surrogate: 4-Bromofluorobenzene	*115 %*	*80-121*		*EPA 8260B*			*12/04/17 11:00*	*12/5/17 1:53*	*7120094*	

PACE ANALYTICAL SERVICES, LLC.

Environmental Monitoring & Laboratory Analysis
110 Technology Parkway, Peachtree Corners, GA 30092
(770) 734-4200 FAX (770) 734-4201

WENCK Associates
1080 Holcomb Bridge Road, Building 100, S
Roswell GA, 30076
Attention: Ms. Katie T. Ross

December 08, 2017

Report No.: AAL0043
Client ID: HA-65@4'
Date/Time Sampled: 11/30/2017 2:10:00PM
Matrix: Soil

Project: AMC Dalton
Lab Number ID: AAL0043-08
Date/Time Received: 12/01/2017 2:50:00PM

Analyte	Result	RL	Units	Method	Qual.	DF	Preparation Date	Analytical Date	Batch	Init.
General Chemistry										
% Solids	81.2	0.05	% by Weight	SOP Moisture		1	12/05/17 11:15	12/05/17 11:15	7120085	JPT
Volatile Organic Compounds by EPA 8260										
Acetone	ND	110	ug/kg dry	EPA 8260B		1	12/04/17 11:00	12/05/17 2:22	7120094	JG
Acrolein	ND	57	ug/kg dry	EPA 8260B		1	12/04/17 11:00	12/05/17 2:22	7120094	JG
Acrylonitrile	ND	57	ug/kg dry	EPA 8260B		1	12/04/17 11:00	12/05/17 2:22	7120094	JG
Benzene	ND	5.7	ug/kg dry	EPA 8260B		1	12/04/17 11:00	12/05/17 2:22	7120094	JG
Bromobenzene	ND	11	ug/kg dry	EPA 8260B		1	12/04/17 11:00	12/05/17 2:22	7120094	JG
Bromochloromethane	ND	11	ug/kg dry	EPA 8260B		1	12/04/17 11:00	12/05/17 2:22	7120094	JG
Bromodichloromethane	ND	11	ug/kg dry	EPA 8260B		1	12/04/17 11:00	12/05/17 2:22	7120094	JG
Bromoform	ND	11	ug/kg dry	EPA 8260B		1	12/04/17 11:00	12/05/17 2:22	7120094	JG
Bromomethane	ND	11	ug/kg dry	EPA 8260B		1	12/04/17 11:00	12/05/17 2:22	7120094	JG
n-Butylbenzene	ND	11	ug/kg dry	EPA 8260B		1	12/04/17 11:00	12/05/17 2:22	7120094	JG
sec-Butylbenzene	ND	11	ug/kg dry	EPA 8260B		1	12/04/17 11:00	12/05/17 2:22	7120094	JG
tert-Butylbenzene	ND	11	ug/kg dry	EPA 8260B		1	12/04/17 11:00	12/05/17 2:22	7120094	JG
Carbon Disulfide	ND	11	ug/kg dry	EPA 8260B		1	12/04/17 11:00	12/05/17 2:22	7120094	JG
Carbon Tetrachloride	ND	5.7	ug/kg dry	EPA 8260B		1	12/04/17 11:00	12/05/17 2:22	7120094	JG
Chlorobenzene	ND	11	ug/kg dry	EPA 8260B		1	12/04/17 11:00	12/05/17 2:22	7120094	JG
Chloroethane	ND	5.7	ug/kg dry	EPA 8260B		1	12/04/17 11:00	12/05/17 2:22	7120094	JG
Chloroform	ND	5.7	ug/kg dry	EPA 8260B		1	12/04/17 11:00	12/05/17 2:22	7120094	JG
Chloromethane	ND	11	ug/kg dry	EPA 8260B		1	12/04/17 11:00	12/05/17 2:22	7120094	JG
2-Chlorotoluene	ND	11	ug/kg dry	EPA 8260B		1	12/04/17 11:00	12/05/17 2:22	7120094	JG
4-Chlorotoluene	ND	11	ug/kg dry	EPA 8260B		1	12/04/17 11:00	12/05/17 2:22	7120094	JG
Dibromochloromethane	ND	5.7	ug/kg dry	EPA 8260B		1	12/04/17 11:00	12/05/17 2:22	7120094	JG
1,2-Dibromo-3-chloropropane	ND	11	ug/kg dry	EPA 8260B		1	12/04/17 11:00	12/05/17 2:22	7120094	JG
1,2-Dibromoethane	ND	11	ug/kg dry	EPA 8260B		1	12/04/17 11:00	12/05/17 2:22	7120094	JG
Dibromomethane	ND	11	ug/kg dry	EPA 8260B		1	12/04/17 11:00	12/05/17 2:22	7120094	JG
1,2-Dichlorobenzene	ND	11	ug/kg dry	EPA 8260B		1	12/04/17 11:00	12/05/17 2:22	7120094	JG
1,3-Dichlorobenzene	ND	11	ug/kg dry	EPA 8260B		1	12/04/17 11:00	12/05/17 2:22	7120094	JG
1,4-Dichlorobenzene	ND	11	ug/kg dry	EPA 8260B		1	12/04/17 11:00	12/05/17 2:22	7120094	JG
Dichlorodifluoromethane	ND	11	ug/kg dry	EPA 8260B		1	12/04/17 11:00	12/05/17 2:22	7120094	JG
1,1-Dichloroethane	ND	5.7	ug/kg dry	EPA 8260B		1	12/04/17 11:00	12/05/17 2:22	7120094	JG
1,2-Dichloroethane	ND	5.7	ug/kg dry	EPA 8260B		1	12/04/17 11:00	12/05/17 2:22	7120094	JG
1,1-Dichloroethene	ND	5.7	ug/kg dry	EPA 8260B		1	12/04/17 11:00	12/05/17 2:22	7120094	JG
cis-1,2-Dichloroethene	34	5.7	ug/kg dry	EPA 8260B		1	12/04/17 11:00	12/05/17 2:22	7120094	JG
trans-1,2-Dichloroethene	ND	5.7	ug/kg dry	EPA 8260B		1	12/04/17 11:00	12/05/17 2:22	7120094	JG

PACE ANALYTICAL SERVICES, LLC.

Environmental Monitoring & Laboratory Analysis
110 Technology Parkway, Peachtree Corners, GA 30092
(770) 734-4200 FAX (770) 734-4201

WENCK Associates
1080 Holcomb Bridge Road, Building 100, S
Roswell GA, 30076
Attention: Ms. Katie T. Ross

December 08, 2017

Report No.: AAL0043
Client ID: HA-65@4'
Date/Time Sampled: 11/30/2017 2:10:00PM
Matrix: Soil

Project: AMC Dalton
Lab Number ID: AAL0043-08
Date/Time Received: 12/01/2017 2:50:00PM

Analyte	Result	RL	Units	Method	Qual.	DF	Preparation Date	Analytical Date	Batch	Init.
Volatile Organic Compounds by EPA 8260										
1,2-Dichloropropane	ND	5.7	ug/kg dry	EPA 8260B		1	12/04/17 11:00	12/05/17 2:22	7120094	JG
1,3-Dichloropropane	ND	5.7	ug/kg dry	EPA 8260B		1	12/04/17 11:00	12/05/17 2:22	7120094	JG
2,2-Dichloropropane	ND	11	ug/kg dry	EPA 8260B		1	12/04/17 11:00	12/05/17 2:22	7120094	JG
1,1-Dichloropropene	ND	11	ug/kg dry	EPA 8260B		1	12/04/17 11:00	12/05/17 2:22	7120094	JG
cis-1,3-Dichloropropene	ND	5.7	ug/kg dry	EPA 8260B		1	12/04/17 11:00	12/05/17 2:22	7120094	JG
trans-1,3-Dichloropropene	ND	5.7	ug/kg dry	EPA 8260B		1	12/04/17 11:00	12/05/17 2:22	7120094	JG
Ethylbenzene	ND	5.7	ug/kg dry	EPA 8260B		1	12/04/17 11:00	12/05/17 2:22	7120094	JG
Isopropylbenzene	ND	11	ug/kg dry	EPA 8260B		1	12/04/17 11:00	12/05/17 2:22	7120094	JG
p-Isopropyltoluene	ND	11	ug/kg dry	EPA 8260B		1	12/04/17 11:00	12/05/17 2:22	7120094	JG
Methyl Butyl Ketone (2-Hexanone)	ND	57	ug/kg dry	EPA 8260B		1	12/04/17 11:00	12/05/17 2:22	7120094	JG
Methylene Chloride	ND	11	ug/kg dry	EPA 8260B		1	12/04/17 11:00	12/05/17 2:22	7120094	JG
Methyl Ethyl Ketone (2-Butanone)	ND	110	ug/kg dry	EPA 8260B		1	12/04/17 11:00	12/05/17 2:22	7120094	JG
4-Methyl-2-pentanone (MIBK)	ND	57	ug/kg dry	EPA 8260B		1	12/04/17 11:00	12/05/17 2:22	7120094	JG
Naphthalene	ND	11	ug/kg dry	EPA 8260B		1	12/04/17 11:00	12/05/17 2:22	7120094	JG
n-Propylbenzene	ND	11	ug/kg dry	EPA 8260B		1	12/04/17 11:00	12/05/17 2:22	7120094	JG
Styrene	ND	5.7	ug/kg dry	EPA 8260B		1	12/04/17 11:00	12/05/17 2:22	7120094	JG
1,1,1,2-Tetrachloroethane	ND	11	ug/kg dry	EPA 8260B		1	12/04/17 11:00	12/05/17 2:22	7120094	JG
1,1,2,2-Tetrachloroethane	ND	5.7	ug/kg dry	EPA 8260B		1	12/04/17 11:00	12/05/17 2:22	7120094	JG
Tetrachloroethene	7100	290	ug/kg dry	EPA 8260B		50	12/04/17 11:00	12/05/17 20:33	7120094	JG
Toluene	ND	5.7	ug/kg dry	EPA 8260B		1	12/04/17 11:00	12/05/17 2:22	7120094	JG
1,2,3-Trichlorobenzene	ND	11	ug/kg dry	EPA 8260B		1	12/04/17 11:00	12/05/17 2:22	7120094	JG
1,2,4-Trichlorobenzene	ND	11	ug/kg dry	EPA 8260B		1	12/04/17 11:00	12/05/17 2:22	7120094	JG
1,1,1-Trichloroethane	ND	5.7	ug/kg dry	EPA 8260B		1	12/04/17 11:00	12/05/17 2:22	7120094	JG
1,1,2-Trichloroethane	ND	5.7	ug/kg dry	EPA 8260B		1	12/04/17 11:00	12/05/17 2:22	7120094	JG
Trichloroethene	89	5.7	ug/kg dry	EPA 8260B		1	12/04/17 11:00	12/05/17 2:22	7120094	JG
Trichlorofluoromethane	ND	11	ug/kg dry	EPA 8260B		1	12/04/17 11:00	12/05/17 2:22	7120094	JG
1,2,3-Trichloropropane	ND	11	ug/kg dry	EPA 8260B		1	12/04/17 11:00	12/05/17 2:22	7120094	JG
1,2,4-Trimethylbenzene	ND	11	ug/kg dry	EPA 8260B		1	12/04/17 11:00	12/05/17 2:22	7120094	JG
1,3,5-Trimethylbenzene	ND	11	ug/kg dry	EPA 8260B		1	12/04/17 11:00	12/05/17 2:22	7120094	JG
Vinyl Acetate	ND	11	ug/kg dry	EPA 8260B		1	12/04/17 11:00	12/05/17 2:22	7120094	JG
Vinyl Chloride	ND	11	ug/kg dry	EPA 8260B		1	12/04/17 11:00	12/05/17 2:22	7120094	JG
m+p-Xylene	ND	5.7	ug/kg dry	EPA 8260B		1	12/04/17 11:00	12/05/17 2:22	7120094	JG
o-Xylene	ND	5.7	ug/kg dry	EPA 8260B		1	12/04/17 11:00	12/05/17 2:22	7120094	JG
Xylenes, total	ND	5.7	ug/kg dry	EPA 8260B		1	12/04/17 11:00	12/05/17 2:22	7120094	JG
Surrogate: Dibromofluoromethane	*82 %*	*80-121*		*EPA 8260B*			*12/04/17 11:00*	*12/5/17 20:33*	*7120094*	
Surrogate: Dibromofluoromethane	*96 %*	*80-121*		*EPA 8260B*			*12/04/17 11:00*	*12/5/17 2:22*	*7120094*	

PACE ANALYTICAL SERVICES, LLC.

Environmental Monitoring & Laboratory Analysis
110 Technology Parkway, Peachtree Corners, GA 30092
(770) 734-4200 FAX (770) 734-4201

WENCK Associates
1080 Holcomb Bridge Road, Building 100, S
Roswell GA, 30076
Attention: Ms. Katie T. Ross

December 08, 2017

Report No.: AAL0043
Client ID: HA-65@4'
Date/Time Sampled: 11/30/2017 2:10:00PM
Matrix: Soil

Project: AMC Dalton
Lab Number ID: AAL0043-08
Date/Time Received: 12/01/2017 2:50:00PM

Analyte	Result	RL	Units	Method	Qual.	DF	Preparation Date	Analytical Date	Batch	Init.
Volatile Organic Compounds by EPA 8260										
Surrogate: 1,2-Dichloroethane-d4	*104 %*	*70-131*		*EPA 8260B*			*12/04/17 11:00*	*12/5/17 20:33*	*7120094*	
Surrogate: 1,2-Dichloroethane-d4	*109 %*	*70-131*		*EPA 8260B*			*12/04/17 11:00*	*12/5/17 2:22*	*7120094*	
Surrogate: Toluene-d8	*104 %*	*79-120*		*EPA 8260B*			*12/04/17 11:00*	*12/5/17 20:33*	*7120094*	
Surrogate: Toluene-d8	*102 %*	*79-120*		*EPA 8260B*			*12/04/17 11:00*	*12/5/17 2:22*	*7120094*	
Surrogate: 4-Bromofluorobenzene	*109 %*	*80-121*		*EPA 8260B*			*12/04/17 11:00*	*12/5/17 20:33*	*7120094*	
Surrogate: 4-Bromofluorobenzene	*118 %*	*80-121*		*EPA 8260B*			*12/04/17 11:00*	*12/5/17 2:22*	*7120094*	

PACE ANALYTICAL SERVICES, LLC.

Environmental Monitoring & Laboratory Analysis
110 Technology Parkway, Peachtree Corners, GA 30092
(770) 734-4200 FAX (770) 734-4201

WENCK Associates
1080 Holcomb Bridge Road, Building 100, S
Roswell GA, 30076
Attention: Ms. Katie T. Ross

December 08, 2017

Report No.: AAL0043
Client ID: HA-65@24'
Date/Time Sampled: 11/30/2017 2:20:00PM
Matrix: Soil

Project: AMC Dalton
Lab Number ID: AAL0043-09
Date/Time Received: 12/01/2017 2:50:00PM

Analyte	Result	RL	Units	Method	Qual.	DF	Preparation Date	Analytical Date	Batch	Init.
General Chemistry										
% Solids	82.1	0.05	% by Weight	SOP Moisture		1	12/05/17 11:15	12/05/17 11:15	7120085	JPT
Volatile Organic Compounds by EPA 8260										
Acetone	ND	110	ug/kg dry	EPA 8260B		1	12/04/17 11:00	12/05/17 2:52	7120094	JG
Acrolein	ND	56	ug/kg dry	EPA 8260B		1	12/04/17 11:00	12/05/17 2:52	7120094	JG
Acrylonitrile	ND	56	ug/kg dry	EPA 8260B		1	12/04/17 11:00	12/05/17 2:52	7120094	JG
Benzene	ND	5.6	ug/kg dry	EPA 8260B		1	12/04/17 11:00	12/05/17 2:52	7120094	JG
Bromobenzene	ND	11	ug/kg dry	EPA 8260B		1	12/04/17 11:00	12/05/17 2:52	7120094	JG
Bromochloromethane	ND	11	ug/kg dry	EPA 8260B		1	12/04/17 11:00	12/05/17 2:52	7120094	JG
Bromodichloromethane	ND	11	ug/kg dry	EPA 8260B		1	12/04/17 11:00	12/05/17 2:52	7120094	JG
Bromoform	ND	11	ug/kg dry	EPA 8260B		1	12/04/17 11:00	12/05/17 2:52	7120094	JG
Bromomethane	ND	11	ug/kg dry	EPA 8260B		1	12/04/17 11:00	12/05/17 2:52	7120094	JG
n-Butylbenzene	ND	11	ug/kg dry	EPA 8260B		1	12/04/17 11:00	12/05/17 2:52	7120094	JG
sec-Butylbenzene	ND	11	ug/kg dry	EPA 8260B		1	12/04/17 11:00	12/05/17 2:52	7120094	JG
tert-Butylbenzene	ND	11	ug/kg dry	EPA 8260B		1	12/04/17 11:00	12/05/17 2:52	7120094	JG
Carbon Disulfide	ND	11	ug/kg dry	EPA 8260B		1	12/04/17 11:00	12/05/17 2:52	7120094	JG
Carbon Tetrachloride	ND	5.6	ug/kg dry	EPA 8260B		1	12/04/17 11:00	12/05/17 2:52	7120094	JG
Chlorobenzene	ND	11	ug/kg dry	EPA 8260B		1	12/04/17 11:00	12/05/17 2:52	7120094	JG
Chloroethane	ND	5.6	ug/kg dry	EPA 8260B		1	12/04/17 11:00	12/05/17 2:52	7120094	JG
Chloroform	ND	5.6	ug/kg dry	EPA 8260B		1	12/04/17 11:00	12/05/17 2:52	7120094	JG
Chloromethane	ND	11	ug/kg dry	EPA 8260B		1	12/04/17 11:00	12/05/17 2:52	7120094	JG
2-Chlorotoluene	ND	11	ug/kg dry	EPA 8260B		1	12/04/17 11:00	12/05/17 2:52	7120094	JG
4-Chlorotoluene	ND	11	ug/kg dry	EPA 8260B		1	12/04/17 11:00	12/05/17 2:52	7120094	JG
Dibromochloromethane	ND	5.6	ug/kg dry	EPA 8260B		1	12/04/17 11:00	12/05/17 2:52	7120094	JG
1,2-Dibromo-3-chloropropane	ND	11	ug/kg dry	EPA 8260B		1	12/04/17 11:00	12/05/17 2:52	7120094	JG
1,2-Dibromoethane	ND	11	ug/kg dry	EPA 8260B		1	12/04/17 11:00	12/05/17 2:52	7120094	JG
Dibromomethane	ND	11	ug/kg dry	EPA 8260B		1	12/04/17 11:00	12/05/17 2:52	7120094	JG
1,2-Dichlorobenzene	ND	11	ug/kg dry	EPA 8260B		1	12/04/17 11:00	12/05/17 2:52	7120094	JG
1,3-Dichlorobenzene	ND	11	ug/kg dry	EPA 8260B		1	12/04/17 11:00	12/05/17 2:52	7120094	JG
1,4-Dichlorobenzene	ND	11	ug/kg dry	EPA 8260B		1	12/04/17 11:00	12/05/17 2:52	7120094	JG
Dichlorodifluoromethane	ND	11	ug/kg dry	EPA 8260B		1	12/04/17 11:00	12/05/17 2:52	7120094	JG
1,1-Dichloroethane	ND	5.6	ug/kg dry	EPA 8260B		1	12/04/17 11:00	12/05/17 2:52	7120094	JG
1,2-Dichloroethane	ND	5.6	ug/kg dry	EPA 8260B		1	12/04/17 11:00	12/05/17 2:52	7120094	JG
1,1-Dichloroethene	ND	5.6	ug/kg dry	EPA 8260B		1	12/04/17 11:00	12/05/17 2:52	7120094	JG
cis-1,2-Dichloroethene	7.9	5.6	ug/kg dry	EPA 8260B		1	12/04/17 11:00	12/05/17 2:52	7120094	JG
trans-1,2-Dichloroethene	ND	5.6	ug/kg dry	EPA 8260B		1	12/04/17 11:00	12/05/17 2:52	7120094	JG

PACE ANALYTICAL SERVICES, LLC.

Environmental Monitoring & Laboratory Analysis
110 Technology Parkway, Peachtree Corners, GA 30092
(770) 734-4200 FAX (770) 734-4201

WENCK Associates
1080 Holcomb Bridge Road, Building 100, S
Roswell GA, 30076
Attention: Ms. Katie T. Ross

December 08, 2017

Report No.: AAL0043
Client ID: HA-65@24'
Date/Time Sampled: 11/30/2017 2:20:00PM
Matrix: Soil

Project: AMC Dalton
Lab Number ID: AAL0043-09
Date/Time Received: 12/01/2017 2:50:00PM

Analyte	Result	RL	Units	Method	Qual.	DF	Preparation Date	Analytical Date	Batch	Init.
Volatile Organic Compounds by EPA 8260										
1,2-Dichloropropane	ND	5.6	ug/kg dry	EPA 8260B		1	12/04/17 11:00	12/05/17 2:52	7120094	JG
1,3-Dichloropropane	ND	5.6	ug/kg dry	EPA 8260B		1	12/04/17 11:00	12/05/17 2:52	7120094	JG
2,2-Dichloropropane	ND	11	ug/kg dry	EPA 8260B		1	12/04/17 11:00	12/05/17 2:52	7120094	JG
1,1-Dichloropropene	ND	11	ug/kg dry	EPA 8260B		1	12/04/17 11:00	12/05/17 2:52	7120094	JG
cis-1,3-Dichloropropene	ND	5.6	ug/kg dry	EPA 8260B		1	12/04/17 11:00	12/05/17 2:52	7120094	JG
trans-1,3-Dichloropropene	ND	5.6	ug/kg dry	EPA 8260B		1	12/04/17 11:00	12/05/17 2:52	7120094	JG
Ethylbenzene	ND	5.6	ug/kg dry	EPA 8260B		1	12/04/17 11:00	12/05/17 2:52	7120094	JG
Isopropylbenzene	ND	11	ug/kg dry	EPA 8260B		1	12/04/17 11:00	12/05/17 2:52	7120094	JG
p-Isopropyltoluene	ND	11	ug/kg dry	EPA 8260B		1	12/04/17 11:00	12/05/17 2:52	7120094	JG
Methyl Butyl Ketone (2-Hexanone)	ND	56	ug/kg dry	EPA 8260B		1	12/04/17 11:00	12/05/17 2:52	7120094	JG
Methylene Chloride	ND	11	ug/kg dry	EPA 8260B		1	12/04/17 11:00	12/05/17 2:52	7120094	JG
Methyl Ethyl Ketone (2-Butanone)	ND	110	ug/kg dry	EPA 8260B		1	12/04/17 11:00	12/05/17 2:52	7120094	JG
4-Methyl-2-pentanone (MIBK)	ND	56	ug/kg dry	EPA 8260B		1	12/04/17 11:00	12/05/17 2:52	7120094	JG
Naphthalene	ND	11	ug/kg dry	EPA 8260B		1	12/04/17 11:00	12/05/17 2:52	7120094	JG
n-Propylbenzene	ND	11	ug/kg dry	EPA 8260B		1	12/04/17 11:00	12/05/17 2:52	7120094	JG
Styrene	ND	5.6	ug/kg dry	EPA 8260B		1	12/04/17 11:00	12/05/17 2:52	7120094	JG
1,1,1,2-Tetrachloroethane	ND	11	ug/kg dry	EPA 8260B		1	12/04/17 11:00	12/05/17 2:52	7120094	JG
1,1,2,2-Tetrachloroethane	ND	5.6	ug/kg dry	EPA 8260B		1	12/04/17 11:00	12/05/17 2:52	7120094	JG
Tetrachloroethene	440	270	ug/kg dry	EPA 8260B		50	12/04/17 11:00	12/05/17 21:03	7120094	JG
Toluene	ND	5.6	ug/kg dry	EPA 8260B		1	12/04/17 11:00	12/05/17 2:52	7120094	JG
1,2,3-Trichlorobenzene	ND	11	ug/kg dry	EPA 8260B		1	12/04/17 11:00	12/05/17 2:52	7120094	JG
1,2,4-Trichlorobenzene	ND	11	ug/kg dry	EPA 8260B		1	12/04/17 11:00	12/05/17 2:52	7120094	JG
1,1,1-Trichloroethane	ND	5.6	ug/kg dry	EPA 8260B		1	12/04/17 11:00	12/05/17 2:52	7120094	JG
1,1,2-Trichloroethane	ND	5.6	ug/kg dry	EPA 8260B		1	12/04/17 11:00	12/05/17 2:52	7120094	JG
Trichloroethene	ND	5.6	ug/kg dry	EPA 8260B		1	12/04/17 11:00	12/05/17 2:52	7120094	JG
Trichlorofluoromethane	ND	11	ug/kg dry	EPA 8260B		1	12/04/17 11:00	12/05/17 2:52	7120094	JG
1,2,3-Trichloropropane	ND	11	ug/kg dry	EPA 8260B		1	12/04/17 11:00	12/05/17 2:52	7120094	JG
1,2,4-Trimethylbenzene	ND	11	ug/kg dry	EPA 8260B		1	12/04/17 11:00	12/05/17 2:52	7120094	JG
1,3,5-Trimethylbenzene	ND	11	ug/kg dry	EPA 8260B		1	12/04/17 11:00	12/05/17 2:52	7120094	JG
Vinyl Acetate	ND	11	ug/kg dry	EPA 8260B		1	12/04/17 11:00	12/05/17 2:52	7120094	JG
Vinyl Chloride	ND	11	ug/kg dry	EPA 8260B		1	12/04/17 11:00	12/05/17 2:52	7120094	JG
m+p-Xylene	ND	5.6	ug/kg dry	EPA 8260B		1	12/04/17 11:00	12/05/17 2:52	7120094	JG
o-Xylene	ND	5.6	ug/kg dry	EPA 8260B		1	12/04/17 11:00	12/05/17 2:52	7120094	JG
Xylenes, total	ND	5.6	ug/kg dry	EPA 8260B		1	12/04/17 11:00	12/05/17 2:52	7120094	JG
Surrogate: Dibromofluoromethane	*94 %*	*80-121*		*EPA 8260B*			*12/04/17 11:00*	*12/5/17 2:52*	*7120094*	
Surrogate: Dibromofluoromethane	*82 %*	*80-121*		*EPA 8260B*			*12/04/17 11:00*	*12/5/17 21:03*	*7120094*	

PACE ANALYTICAL SERVICES, LLC.

Environmental Monitoring & Laboratory Analysis
110 Technology Parkway, Peachtree Corners, GA 30092
(770) 734-4200 FAX (770) 734-4201

WENCK Associates
1080 Holcomb Bridge Road, Building 100, S
Roswell GA, 30076
Attention: Ms. Katie T. Ross

December 08, 2017

Report No.: AAL0043
Client ID: HA-65@24'
Date/Time Sampled: 11/30/2017 2:20:00PM
Matrix: Soil

Project: AMC Dalton
Lab Number ID: AAL0043-09
Date/Time Received: 12/01/2017 2:50:00PM

Analyte	Result	RL	Units	Method	Qual.	DF	Preparation Date	Analytical Date	Batch	Init.
Volatile Organic Compounds by EPA 8260										
Surrogate: 1,2-Dichloroethane-d4	*107 %*	*70-131*		*EPA 8260B*			*12/04/17 11:00*	*12/5/17 21:03*	*7120094*	
Surrogate: 1,2-Dichloroethane-d4	*107 %*	*70-131*		*EPA 8260B*			*12/04/17 11:00*	*12/5/17 2:52*	*7120094*	
Surrogate: Toluene-d8	*104 %*	*79-120*		*EPA 8260B*			*12/04/17 11:00*	*12/5/17 21:03*	*7120094*	
Surrogate: Toluene-d8	*103 %*	*79-120*		*EPA 8260B*			*12/04/17 11:00*	*12/5/17 2:52*	*7120094*	
Surrogate: 4-Bromofluorobenzene	*110 %*	*80-121*		*EPA 8260B*			*12/04/17 11:00*	*12/5/17 21:03*	*7120094*	
Surrogate: 4-Bromofluorobenzene	*111 %*	*80-121*		*EPA 8260B*			*12/04/17 11:00*	*12/5/17 2:52*	*7120094*	

PACE ANALYTICAL SERVICES, LLC.

Environmental Monitoring & Laboratory Analysis
110 Technology Parkway, Peachtree Corners, GA 30092
(770) 734-4200 FAX (770) 734-4201

WENCK Associates
1080 Holcomb Bridge Road, Building 100, S
Roswell GA, 30076
Attention: Ms. Katie T. Ross

December 08, 2017

Report No.: AAL0043
Client ID: HA-79@8'
Date/Time Sampled: 11/30/2017 1:50:00PM
Matrix: Soil

Project: AMC Dalton
Lab Number ID: AAL0043-10
Date/Time Received: 12/01/2017 2:50:00PM

Analyte	Result	RL	Units	Method	Qual.	DF	Preparation Date	Analytical Date	Batch	Init.
General Chemistry										
% Solids	80.0	0.04	% by Weight	SOP Moisture		1	12/05/17 11:15	12/05/17 11:15	7120085	JPT
Volatile Organic Compounds by EPA 8260										
Acetone	ND	120	ug/kg dry	EPA 8260B		1	12/04/17 11:00	12/05/17 3:22	7120094	JG
Acrolein	ND	58	ug/kg dry	EPA 8260B		1	12/04/17 11:00	12/05/17 3:22	7120094	JG
Acrylonitrile	ND	58	ug/kg dry	EPA 8260B		1	12/04/17 11:00	12/05/17 3:22	7120094	JG
Benzene	ND	5.8	ug/kg dry	EPA 8260B		1	12/04/17 11:00	12/05/17 3:22	7120094	JG
Bromobenzene	ND	12	ug/kg dry	EPA 8260B		1	12/04/17 11:00	12/05/17 3:22	7120094	JG
Bromochloromethane	ND	12	ug/kg dry	EPA 8260B		1	12/04/17 11:00	12/05/17 3:22	7120094	JG
Bromodichloromethane	ND	12	ug/kg dry	EPA 8260B		1	12/04/17 11:00	12/05/17 3:22	7120094	JG
Bromoform	ND	12	ug/kg dry	EPA 8260B		1	12/04/17 11:00	12/05/17 3:22	7120094	JG
Bromomethane	ND	12	ug/kg dry	EPA 8260B		1	12/04/17 11:00	12/05/17 3:22	7120094	JG
n-Butylbenzene	ND	12	ug/kg dry	EPA 8260B		1	12/04/17 11:00	12/05/17 3:22	7120094	JG
sec-Butylbenzene	ND	12	ug/kg dry	EPA 8260B		1	12/04/17 11:00	12/05/17 3:22	7120094	JG
tert-Butylbenzene	ND	12	ug/kg dry	EPA 8260B		1	12/04/17 11:00	12/05/17 3:22	7120094	JG
Carbon Disulfide	ND	12	ug/kg dry	EPA 8260B		1	12/04/17 11:00	12/05/17 3:22	7120094	JG
Carbon Tetrachloride	ND	5.8	ug/kg dry	EPA 8260B		1	12/04/17 11:00	12/05/17 3:22	7120094	JG
Chlorobenzene	ND	12	ug/kg dry	EPA 8260B		1	12/04/17 11:00	12/05/17 3:22	7120094	JG
Chloroethane	ND	5.8	ug/kg dry	EPA 8260B		1	12/04/17 11:00	12/05/17 3:22	7120094	JG
Chloroform	ND	5.8	ug/kg dry	EPA 8260B		1	12/04/17 11:00	12/05/17 3:22	7120094	JG
Chloromethane	ND	12	ug/kg dry	EPA 8260B		1	12/04/17 11:00	12/05/17 3:22	7120094	JG
2-Chlorotoluene	ND	12	ug/kg dry	EPA 8260B		1	12/04/17 11:00	12/05/17 3:22	7120094	JG
4-Chlorotoluene	ND	12	ug/kg dry	EPA 8260B		1	12/04/17 11:00	12/05/17 3:22	7120094	JG
Dibromochloromethane	ND	5.8	ug/kg dry	EPA 8260B		1	12/04/17 11:00	12/05/17 3:22	7120094	JG
1,2-Dibromo-3-chloropropane	ND	12	ug/kg dry	EPA 8260B		1	12/04/17 11:00	12/05/17 3:22	7120094	JG
1,2-Dibromoethane	ND	12	ug/kg dry	EPA 8260B		1	12/04/17 11:00	12/05/17 3:22	7120094	JG
Dibromomethane	ND	12	ug/kg dry	EPA 8260B		1	12/04/17 11:00	12/05/17 3:22	7120094	JG
1,2-Dichlorobenzene	ND	12	ug/kg dry	EPA 8260B		1	12/04/17 11:00	12/05/17 3:22	7120094	JG
1,3-Dichlorobenzene	ND	12	ug/kg dry	EPA 8260B		1	12/04/17 11:00	12/05/17 3:22	7120094	JG
1,4-Dichlorobenzene	ND	12	ug/kg dry	EPA 8260B		1	12/04/17 11:00	12/05/17 3:22	7120094	JG
Dichlorodifluoromethane	ND	12	ug/kg dry	EPA 8260B		1	12/04/17 11:00	12/05/17 3:22	7120094	JG
1,1-Dichloroethane	ND	5.8	ug/kg dry	EPA 8260B		1	12/04/17 11:00	12/05/17 3:22	7120094	JG
1,2-Dichloroethane	ND	5.8	ug/kg dry	EPA 8260B		1	12/04/17 11:00	12/05/17 3:22	7120094	JG
1,1-Dichloroethene	ND	5.8	ug/kg dry	EPA 8260B		1	12/04/17 11:00	12/05/17 3:22	7120094	JG
cis-1,2-Dichloroethene	ND	5.8	ug/kg dry	EPA 8260B		1	12/04/17 11:00	12/05/17 3:22	7120094	JG
trans-1,2-Dichloroethene	ND	5.8	ug/kg dry	EPA 8260B		1	12/04/17 11:00	12/05/17 3:22	7120094	JG

PACE ANALYTICAL SERVICES, LLC.

Environmental Monitoring & Laboratory Analysis
110 Technology Parkway, Peachtree Corners, GA 30092
(770) 734-4200 FAX (770) 734-4201

WENCK Associates
1080 Holcomb Bridge Road, Building 100, S
Roswell GA, 30076
Attention: Ms. Katie T. Ross

December 08, 2017

Report No.: AAL0043
Client ID: HA-79@8'
Date/Time Sampled: 11/30/2017 1:50:00PM
Matrix: Soil

Project: AMC Dalton
Lab Number ID: AAL0043-10
Date/Time Received: 12/01/2017 2:50:00PM

Analyte	Result	RL	Units	Method	Qual.	DF	Preparation Date	Analytical Date	Batch	Init.
Volatile Organic Compounds by EPA 8260										
1,2-Dichloropropane	ND	5.8	ug/kg dry	EPA 8260B		1	12/04/17 11:00	12/05/17 3:22	7120094	JG
1,3-Dichloropropane	ND	5.8	ug/kg dry	EPA 8260B		1	12/04/17 11:00	12/05/17 3:22	7120094	JG
2,2-Dichloropropane	ND	12	ug/kg dry	EPA 8260B		1	12/04/17 11:00	12/05/17 3:22	7120094	JG
1,1-Dichloropropene	ND	12	ug/kg dry	EPA 8260B		1	12/04/17 11:00	12/05/17 3:22	7120094	JG
cis-1,3-Dichloropropene	ND	5.8	ug/kg dry	EPA 8260B		1	12/04/17 11:00	12/05/17 3:22	7120094	JG
trans-1,3-Dichloropropene	ND	5.8	ug/kg dry	EPA 8260B		1	12/04/17 11:00	12/05/17 3:22	7120094	JG
Ethylbenzene	ND	5.8	ug/kg dry	EPA 8260B		1	12/04/17 11:00	12/05/17 3:22	7120094	JG
Isopropylbenzene	ND	12	ug/kg dry	EPA 8260B		1	12/04/17 11:00	12/05/17 3:22	7120094	JG
p-Isopropyltoluene	ND	12	ug/kg dry	EPA 8260B		1	12/04/17 11:00	12/05/17 3:22	7120094	JG
Methyl Butyl Ketone (2-Hexanone)	ND	58	ug/kg dry	EPA 8260B		1	12/04/17 11:00	12/05/17 3:22	7120094	JG
Methylene Chloride	ND	12	ug/kg dry	EPA 8260B		1	12/04/17 11:00	12/05/17 3:22	7120094	JG
Methyl Ethyl Ketone (2-Butanone)	ND	120	ug/kg dry	EPA 8260B		1	12/04/17 11:00	12/05/17 3:22	7120094	JG
4-Methyl-2-pentanone (MIBK)	ND	58	ug/kg dry	EPA 8260B		1	12/04/17 11:00	12/05/17 3:22	7120094	JG
Naphthalene	ND	12	ug/kg dry	EPA 8260B		1	12/04/17 11:00	12/05/17 3:22	7120094	JG
n-Propylbenzene	ND	12	ug/kg dry	EPA 8260B		1	12/04/17 11:00	12/05/17 3:22	7120094	JG
Styrene	ND	5.8	ug/kg dry	EPA 8260B		1	12/04/17 11:00	12/05/17 3:22	7120094	JG
1,1,1,2-Tetrachloroethane	ND	12	ug/kg dry	EPA 8260B		1	12/04/17 11:00	12/05/17 3:22	7120094	JG
1,1,2,2-Tetrachloroethane	ND	5.8	ug/kg dry	EPA 8260B		1	12/04/17 11:00	12/05/17 3:22	7120094	JG
Tetrachloroethene	12	5.8	ug/kg dry	EPA 8260B		1	12/04/17 11:00	12/05/17 3:22	7120094	JG
Toluene	ND	5.8	ug/kg dry	EPA 8260B		1	12/04/17 11:00	12/05/17 3:22	7120094	JG
1,2,3-Trichlorobenzene	ND	12	ug/kg dry	EPA 8260B		1	12/04/17 11:00	12/05/17 3:22	7120094	JG
1,2,4-Trichlorobenzene	ND	12	ug/kg dry	EPA 8260B		1	12/04/17 11:00	12/05/17 3:22	7120094	JG
1,1,1-Trichloroethane	ND	5.8	ug/kg dry	EPA 8260B		1	12/04/17 11:00	12/05/17 3:22	7120094	JG
1,1,2-Trichloroethane	ND	5.8	ug/kg dry	EPA 8260B		1	12/04/17 11:00	12/05/17 3:22	7120094	JG
Trichloroethene	ND	5.8	ug/kg dry	EPA 8260B		1	12/04/17 11:00	12/05/17 3:22	7120094	JG
Trichlorofluoromethane	ND	12	ug/kg dry	EPA 8260B		1	12/04/17 11:00	12/05/17 3:22	7120094	JG
1,2,3-Trichloropropane	ND	12	ug/kg dry	EPA 8260B		1	12/04/17 11:00	12/05/17 3:22	7120094	JG
1,2,4-Trimethylbenzene	ND	12	ug/kg dry	EPA 8260B		1	12/04/17 11:00	12/05/17 3:22	7120094	JG
1,3,5-Trimethylbenzene	ND	12	ug/kg dry	EPA 8260B		1	12/04/17 11:00	12/05/17 3:22	7120094	JG
Vinyl Acetate	ND	12	ug/kg dry	EPA 8260B		1	12/04/17 11:00	12/05/17 3:22	7120094	JG
Vinyl Chloride	ND	12	ug/kg dry	EPA 8260B		1	12/04/17 11:00	12/05/17 3:22	7120094	JG
m+p-Xylene	ND	5.8	ug/kg dry	EPA 8260B		1	12/04/17 11:00	12/05/17 3:22	7120094	JG
o-Xylene	ND	5.8	ug/kg dry	EPA 8260B		1	12/04/17 11:00	12/05/17 3:22	7120094	JG
Xylenes, total	ND	5.8	ug/kg dry	EPA 8260B		1	12/04/17 11:00	12/05/17 3:22	7120094	JG
Surrogate: Dibromofluoromethane	*93 %*	*80-121*		*EPA 8260B*			*12/04/17 11:00*	*12/5/17 3:22*	*7120094*	
Surrogate: 1,2-Dichloroethane-d4	*108 %*	*70-131*		*EPA 8260B*			*12/04/17 11:00*	*12/5/17 3:22*	*7120094*	

PACE ANALYTICAL SERVICES, LLC.

Environmental Monitoring & Laboratory Analysis
110 Technology Parkway, Peachtree Corners, GA 30092
(770) 734-4200 FAX (770) 734-4201

WENCK Associates
1080 Holcomb Bridge Road, Building 100, S
Roswell GA, 30076
Attention: Ms. Katie T. Ross

December 08, 2017

Report No.: AAL0043
Client ID: HA-79@8'
Date/Time Sampled: 11/30/2017 1:50:00PM
Matrix: Soil

Project: AMC Dalton
Lab Number ID: AAL0043-10
Date/Time Received: 12/01/2017 2:50:00PM

Analyte	Result	RL	Units	Method	Qual.	DF	Preparation Date	Analytical Date	Batch	Init.
Volatile Organic Compounds by EPA 8260										
Surrogate: Toluene-d8	*103 %*	*79-120*		*EPA 8260B*			*12/04/17 11:00*	*12/5/17 3:22*	*7120094*	
Surrogate: 4-Bromofluorobenzene	*109 %*	*80-121*		*EPA 8260B*			*12/04/17 11:00*	*12/5/17 3:22*	*7120094*	

PACE ANALYTICAL SERVICES, LLC.

Environmental Monitoring & Laboratory Analysis
110 Technology Parkway, Peachtree Corners, GA 30092
(770) 734-4200 FAX (770) 734-4201

WENCK Associates
1080 Holcomb Bridge Road, Building 100, S
Roswell GA, 30076
Attention: Ms. Katie T. Ross

December 08, 2017

Report No.: AAL0043
Client ID: HA-79@24'
Date/Time Sampled: 11/30/2017 2:00:00PM
Matrix: Soil

Project: AMC Dalton
Lab Number ID: AAL0043-11
Date/Time Received: 12/01/2017 2:50:00PM

Analyte	Result	RL	Units	Method	Qual.	DF	Preparation Date	Analytical Date	Batch	Init.
General Chemistry										
% Solids	82.6	0.04	% by Weight	SOP Moisture		1	12/05/17 11:15	12/05/17 11:15	7120085	JPT
Volatile Organic Compounds by EPA 8260										
Acetone	ND	110	ug/kg dry	EPA 8260B		1	12/04/17 11:00	12/05/17 3:51	7120094	JG
Acrolein	ND	53	ug/kg dry	EPA 8260B		1	12/04/17 11:00	12/05/17 3:51	7120094	JG
Acrylonitrile	ND	53	ug/kg dry	EPA 8260B		1	12/04/17 11:00	12/05/17 3:51	7120094	JG
Benzene	ND	5.3	ug/kg dry	EPA 8260B		1	12/04/17 11:00	12/05/17 3:51	7120094	JG
Bromobenzene	ND	11	ug/kg dry	EPA 8260B		1	12/04/17 11:00	12/05/17 3:51	7120094	JG
Bromochloromethane	ND	11	ug/kg dry	EPA 8260B		1	12/04/17 11:00	12/05/17 3:51	7120094	JG
Bromodichloromethane	ND	11	ug/kg dry	EPA 8260B		1	12/04/17 11:00	12/05/17 3:51	7120094	JG
Bromoform	ND	11	ug/kg dry	EPA 8260B		1	12/04/17 11:00	12/05/17 3:51	7120094	JG
Bromomethane	ND	11	ug/kg dry	EPA 8260B		1	12/04/17 11:00	12/05/17 3:51	7120094	JG
n-Butylbenzene	ND	11	ug/kg dry	EPA 8260B		1	12/04/17 11:00	12/05/17 3:51	7120094	JG
sec-Butylbenzene	ND	11	ug/kg dry	EPA 8260B		1	12/04/17 11:00	12/05/17 3:51	7120094	JG
tert-Butylbenzene	ND	11	ug/kg dry	EPA 8260B		1	12/04/17 11:00	12/05/17 3:51	7120094	JG
Carbon Disulfide	ND	11	ug/kg dry	EPA 8260B		1	12/04/17 11:00	12/05/17 3:51	7120094	JG
Carbon Tetrachloride	ND	5.3	ug/kg dry	EPA 8260B		1	12/04/17 11:00	12/05/17 3:51	7120094	JG
Chlorobenzene	ND	11	ug/kg dry	EPA 8260B		1	12/04/17 11:00	12/05/17 3:51	7120094	JG
Chloroethane	ND	5.3	ug/kg dry	EPA 8260B		1	12/04/17 11:00	12/05/17 3:51	7120094	JG
Chloroform	ND	5.3	ug/kg dry	EPA 8260B		1	12/04/17 11:00	12/05/17 3:51	7120094	JG
Chloromethane	ND	11	ug/kg dry	EPA 8260B		1	12/04/17 11:00	12/05/17 3:51	7120094	JG
2-Chlorotoluene	ND	11	ug/kg dry	EPA 8260B		1	12/04/17 11:00	12/05/17 3:51	7120094	JG
4-Chlorotoluene	ND	11	ug/kg dry	EPA 8260B		1	12/04/17 11:00	12/05/17 3:51	7120094	JG
Dibromochloromethane	ND	5.3	ug/kg dry	EPA 8260B		1	12/04/17 11:00	12/05/17 3:51	7120094	JG
1,2-Dibromo-3-chloropropane	ND	11	ug/kg dry	EPA 8260B		1	12/04/17 11:00	12/05/17 3:51	7120094	JG
1,2-Dibromoethane	ND	11	ug/kg dry	EPA 8260B		1	12/04/17 11:00	12/05/17 3:51	7120094	JG
Dibromomethane	ND	11	ug/kg dry	EPA 8260B		1	12/04/17 11:00	12/05/17 3:51	7120094	JG
1,2-Dichlorobenzene	ND	11	ug/kg dry	EPA 8260B		1	12/04/17 11:00	12/05/17 3:51	7120094	JG
1,3-Dichlorobenzene	ND	11	ug/kg dry	EPA 8260B		1	12/04/17 11:00	12/05/17 3:51	7120094	JG
1,4-Dichlorobenzene	ND	11	ug/kg dry	EPA 8260B		1	12/04/17 11:00	12/05/17 3:51	7120094	JG
Dichlorodifluoromethane	ND	11	ug/kg dry	EPA 8260B		1	12/04/17 11:00	12/05/17 3:51	7120094	JG
1,1-Dichloroethane	ND	5.3	ug/kg dry	EPA 8260B		1	12/04/17 11:00	12/05/17 3:51	7120094	JG
1,2-Dichloroethane	ND	5.3	ug/kg dry	EPA 8260B		1	12/04/17 11:00	12/05/17 3:51	7120094	JG
1,1-Dichloroethene	ND	5.3	ug/kg dry	EPA 8260B		1	12/04/17 11:00	12/05/17 3:51	7120094	JG
cis-1,2-Dichloroethene	ND	5.3	ug/kg dry	EPA 8260B		1	12/04/17 11:00	12/05/17 3:51	7120094	JG
trans-1,2-Dichloroethene	ND	5.3	ug/kg dry	EPA 8260B		1	12/04/17 11:00	12/05/17 3:51	7120094	JG

PACE ANALYTICAL SERVICES, LLC.

Environmental Monitoring & Laboratory Analysis
110 Technology Parkway, Peachtree Corners, GA 30092
(770) 734-4200 FAX (770) 734-4201

WENCK Associates
1080 Holcomb Bridge Road, Building 100, S
Roswell GA, 30076
Attention: Ms. Katie T. Ross

December 08, 2017

Report No.: AAL0043
Client ID: HA-79@24'
Date/Time Sampled: 11/30/2017 2:00:00PM
Matrix: Soil

Project: AMC Dalton
Lab Number ID: AAL0043-11
Date/Time Received: 12/01/2017 2:50:00PM

Analyte	Result	RL	Units	Method	Qual.	DF	Preparation Date	Analytical Date	Batch	Init.
Volatile Organic Compounds by EPA 8260										
1,2-Dichloropropane	ND	5.3	ug/kg dry	EPA 8260B		1	12/04/17 11:00	12/05/17 3:51	7120094	JG
1,3-Dichloropropane	ND	5.3	ug/kg dry	EPA 8260B		1	12/04/17 11:00	12/05/17 3:51	7120094	JG
2,2-Dichloropropane	ND	11	ug/kg dry	EPA 8260B		1	12/04/17 11:00	12/05/17 3:51	7120094	JG
1,1-Dichloropropene	ND	11	ug/kg dry	EPA 8260B		1	12/04/17 11:00	12/05/17 3:51	7120094	JG
cis-1,3-Dichloropropene	ND	5.3	ug/kg dry	EPA 8260B		1	12/04/17 11:00	12/05/17 3:51	7120094	JG
trans-1,3-Dichloropropene	ND	5.3	ug/kg dry	EPA 8260B		1	12/04/17 11:00	12/05/17 3:51	7120094	JG
Ethylbenzene	ND	5.3	ug/kg dry	EPA 8260B		1	12/04/17 11:00	12/05/17 3:51	7120094	JG
Isopropylbenzene	ND	11	ug/kg dry	EPA 8260B		1	12/04/17 11:00	12/05/17 3:51	7120094	JG
p-Isopropyltoluene	ND	11	ug/kg dry	EPA 8260B		1	12/04/17 11:00	12/05/17 3:51	7120094	JG
Methyl Butyl Ketone (2-Hexanone)	ND	53	ug/kg dry	EPA 8260B		1	12/04/17 11:00	12/05/17 3:51	7120094	JG
Methylene Chloride	ND	11	ug/kg dry	EPA 8260B		1	12/04/17 11:00	12/05/17 3:51	7120094	JG
Methyl Ethyl Ketone (2-Butanone)	ND	110	ug/kg dry	EPA 8260B		1	12/04/17 11:00	12/05/17 3:51	7120094	JG
4-Methyl-2-pentanone (MIBK)	ND	53	ug/kg dry	EPA 8260B		1	12/04/17 11:00	12/05/17 3:51	7120094	JG
Naphthalene	ND	11	ug/kg dry	EPA 8260B		1	12/04/17 11:00	12/05/17 3:51	7120094	JG
n-Propylbenzene	ND	11	ug/kg dry	EPA 8260B		1	12/04/17 11:00	12/05/17 3:51	7120094	JG
Styrene	ND	5.3	ug/kg dry	EPA 8260B		1	12/04/17 11:00	12/05/17 3:51	7120094	JG
1,1,1,2-Tetrachloroethane	ND	11	ug/kg dry	EPA 8260B		1	12/04/17 11:00	12/05/17 3:51	7120094	JG
1,1,2,2-Tetrachloroethane	ND	5.3	ug/kg dry	EPA 8260B		1	12/04/17 11:00	12/05/17 3:51	7120094	JG
Tetrachloroethene	13	5.3	ug/kg dry	EPA 8260B		1	12/04/17 11:00	12/05/17 3:51	7120094	JG
Toluene	ND	5.3	ug/kg dry	EPA 8260B		1	12/04/17 11:00	12/05/17 3:51	7120094	JG
1,2,3-Trichlorobenzene	ND	11	ug/kg dry	EPA 8260B		1	12/04/17 11:00	12/05/17 3:51	7120094	JG
1,2,4-Trichlorobenzene	ND	11	ug/kg dry	EPA 8260B		1	12/04/17 11:00	12/05/17 3:51	7120094	JG
1,1,1-Trichloroethane	ND	5.3	ug/kg dry	EPA 8260B		1	12/04/17 11:00	12/05/17 3:51	7120094	JG
1,1,2-Trichloroethane	ND	5.3	ug/kg dry	EPA 8260B		1	12/04/17 11:00	12/05/17 3:51	7120094	JG
Trichloroethene	ND	5.3	ug/kg dry	EPA 8260B		1	12/04/17 11:00	12/05/17 3:51	7120094	JG
Trichlorofluoromethane	ND	11	ug/kg dry	EPA 8260B		1	12/04/17 11:00	12/05/17 3:51	7120094	JG
1,2,3-Trichloropropane	ND	11	ug/kg dry	EPA 8260B		1	12/04/17 11:00	12/05/17 3:51	7120094	JG
1,2,4-Trimethylbenzene	ND	11	ug/kg dry	EPA 8260B		1	12/04/17 11:00	12/05/17 3:51	7120094	JG
1,3,5-Trimethylbenzene	ND	11	ug/kg dry	EPA 8260B		1	12/04/17 11:00	12/05/17 3:51	7120094	JG
Vinyl Acetate	ND	11	ug/kg dry	EPA 8260B		1	12/04/17 11:00	12/05/17 3:51	7120094	JG
Vinyl Chloride	ND	11	ug/kg dry	EPA 8260B		1	12/04/17 11:00	12/05/17 3:51	7120094	JG
m+p-Xylene	ND	5.3	ug/kg dry	EPA 8260B		1	12/04/17 11:00	12/05/17 3:51	7120094	JG
o-Xylene	ND	5.3	ug/kg dry	EPA 8260B		1	12/04/17 11:00	12/05/17 3:51	7120094	JG
Xylenes, total	ND	5.3	ug/kg dry	EPA 8260B		1	12/04/17 11:00	12/05/17 3:51	7120094	JG
Surrogate: Dibromofluoromethane	*95 %*	*80-121*		*EPA 8260B*			*12/04/17 11:00*	*12/5/17 3:51*	*7120094*	
Surrogate: 1,2-Dichloroethane-d4	*109 %*	*70-131*		*EPA 8260B*			*12/04/17 11:00*	*12/5/17 3:51*	*7120094*	

PACE ANALYTICAL SERVICES, LLC.

Environmental Monitoring & Laboratory Analysis
110 Technology Parkway, Peachtree Corners, GA 30092
(770) 734-4200 FAX (770) 734-4201

WENCK Associates
1080 Holcomb Bridge Road, Building 100, S
Roswell GA, 30076
Attention: Ms. Katie T. Ross

December 08, 2017

Report No.: AAL0043
Client ID: HA-79@24'
Date/Time Sampled: 11/30/2017 2:00:00PM
Matrix: Soil

Project: AMC Dalton
Lab Number ID: AAL0043-11
Date/Time Received: 12/01/2017 2:50:00PM

Analyte	Result	RL	Units	Method	Qual.	DF	Preparation Date	Analytical Date	Batch	Init.
Volatile Organic Compounds by EPA 8260										
Surrogate: Toluene-d8	*101 %*	*79-120*		*EPA 8260B*			*12/04/17 11:00*	*12/5/17 3:51*	*7120094*	
Surrogate: 4-Bromofluorobenzene	*110 %*	*80-121*		*EPA 8260B*			*12/04/17 11:00*	*12/5/17 3:51*	*7120094*	

PACE ANALYTICAL SERVICES, LLC.

Environmental Monitoring & Laboratory Analysis
110 Technology Parkway, Peachtree Corners, GA 30092
(770) 734-4200 FAX (770) 734-4201

WENCK Associates
1080 Holcomb Bridge Road, Building 100, S
Roswell GA, 30076
Attention: Ms. Katie T. Ross

December 08, 2017

Report No.: AAL0043
Client ID: HA-78@10'
Date/Time Sampled: 11/30/2017 1:30:00PM
Matrix: Soil

Project: AMC Dalton
Lab Number ID: AAL0043-12
Date/Time Received: 12/01/2017 2:50:00PM

Analyte	Result	RL	Units	Method	Qual.	DF	Preparation Date	Analytical Date	Batch	Init.
General Chemistry										
% Solids	86.7	0.04	% by Weight	SOP Moisture		1	12/05/17 11:15	12/05/17 11:15	7120085	JPT
Volatile Organic Compounds by EPA 8260										
Acetone	ND	10000	ug/kg dry	EPA 8260B		100	12/04/17 11:00	12/05/17 4:21	7120094	JG
Acrolein	ND	5200	ug/kg dry	EPA 8260B		100	12/04/17 11:00	12/05/17 4:21	7120094	JG
Acrylonitrile	ND	5200	ug/kg dry	EPA 8260B		100	12/04/17 11:00	12/05/17 4:21	7120094	JG
Benzene	ND	520	ug/kg dry	EPA 8260B		100	12/04/17 11:00	12/05/17 4:21	7120094	JG
Bromobenzene	ND	1000	ug/kg dry	EPA 8260B		100	12/04/17 11:00	12/05/17 4:21	7120094	JG
Bromochloromethane	ND	1000	ug/kg dry	EPA 8260B		100	12/04/17 11:00	12/05/17 4:21	7120094	JG
Bromodichloromethane	ND	1000	ug/kg dry	EPA 8260B		100	12/04/17 11:00	12/05/17 4:21	7120094	JG
Bromoform	ND	1000	ug/kg dry	EPA 8260B		100	12/04/17 11:00	12/05/17 4:21	7120094	JG
Bromomethane	ND	1000	ug/kg dry	EPA 8260B		100	12/04/17 11:00	12/05/17 4:21	7120094	JG
n-Butylbenzene	ND	1000	ug/kg dry	EPA 8260B		100	12/04/17 11:00	12/05/17 4:21	7120094	JG
sec-Butylbenzene	ND	1000	ug/kg dry	EPA 8260B		100	12/04/17 11:00	12/05/17 4:21	7120094	JG
tert-Butylbenzene	ND	1000	ug/kg dry	EPA 8260B		100	12/04/17 11:00	12/05/17 4:21	7120094	JG
Carbon Disulfide	ND	1000	ug/kg dry	EPA 8260B		100	12/04/17 11:00	12/05/17 4:21	7120094	JG
Carbon Tetrachloride	ND	520	ug/kg dry	EPA 8260B		100	12/04/17 11:00	12/05/17 4:21	7120094	JG
Chlorobenzene	ND	1000	ug/kg dry	EPA 8260B		100	12/04/17 11:00	12/05/17 4:21	7120094	JG
Chloroethane	ND	520	ug/kg dry	EPA 8260B		100	12/04/17 11:00	12/05/17 4:21	7120094	JG
Chloroform	ND	520	ug/kg dry	EPA 8260B		100	12/04/17 11:00	12/05/17 4:21	7120094	JG
Chloromethane	ND	1000	ug/kg dry	EPA 8260B		100	12/04/17 11:00	12/05/17 4:21	7120094	JG
2-Chlorotoluene	ND	1000	ug/kg dry	EPA 8260B		100	12/04/17 11:00	12/05/17 4:21	7120094	JG
4-Chlorotoluene	ND	1000	ug/kg dry	EPA 8260B		100	12/04/17 11:00	12/05/17 4:21	7120094	JG
Dibromochloromethane	ND	520	ug/kg dry	EPA 8260B		100	12/04/17 11:00	12/05/17 4:21	7120094	JG
1,2-Dibromo-3-chloropropane	ND	1000	ug/kg dry	EPA 8260B		100	12/04/17 11:00	12/05/17 4:21	7120094	JG
1,2-Dibromoethane	ND	1000	ug/kg dry	EPA 8260B		100	12/04/17 11:00	12/05/17 4:21	7120094	JG
Dibromomethane	ND	1000	ug/kg dry	EPA 8260B		100	12/04/17 11:00	12/05/17 4:21	7120094	JG
1,2-Dichlorobenzene	ND	1000	ug/kg dry	EPA 8260B		100	12/04/17 11:00	12/05/17 4:21	7120094	JG
1,3-Dichlorobenzene	ND	1000	ug/kg dry	EPA 8260B		100	12/04/17 11:00	12/05/17 4:21	7120094	JG
1,4-Dichlorobenzene	ND	1000	ug/kg dry	EPA 8260B		100	12/04/17 11:00	12/05/17 4:21	7120094	JG
Dichlorodifluoromethane	ND	1000	ug/kg dry	EPA 8260B		100	12/04/17 11:00	12/05/17 4:21	7120094	JG
1,1-Dichloroethane	ND	520	ug/kg dry	EPA 8260B		100	12/04/17 11:00	12/05/17 4:21	7120094	JG
1,2-Dichloroethane	ND	520	ug/kg dry	EPA 8260B		100	12/04/17 11:00	12/05/17 4:21	7120094	JG
1,1-Dichloroethene	ND	520	ug/kg dry	EPA 8260B		100	12/04/17 11:00	12/05/17 4:21	7120094	JG
cis-1,2-Dichloroethene	ND	520	ug/kg dry	EPA 8260B		100	12/04/17 11:00	12/05/17 4:21	7120094	JG
trans-1,2-Dichloroethene	ND	520	ug/kg dry	EPA 8260B		100	12/04/17 11:00	12/05/17 4:21	7120094	JG

PACE ANALYTICAL SERVICES, LLC.

Environmental Monitoring & Laboratory Analysis
110 Technology Parkway, Peachtree Corners, GA 30092
(770) 734-4200 FAX (770) 734-4201

WENCK Associates
1080 Holcomb Bridge Road, Building 100, S
Roswell GA, 30076
Attention: Ms. Katie T. Ross

December 08, 2017

Report No.: AAL0043
Client ID: HA-78@10'
Date/Time Sampled: 11/30/2017 1:30:00PM
Matrix: Soil

Project: AMC Dalton
Lab Number ID: AAL0043-12
Date/Time Received: 12/01/2017 2:50:00PM

Analyte	Result	RL	Units	Method	Qual.	DF	Preparation Date	Analytical Date	Batch	Init.
Volatile Organic Compounds by EPA 8260										
1,2-Dichloropropane	ND	520	ug/kg dry	EPA 8260B		100	12/04/17 11:00	12/05/17 4:21	7120094	JG
1,3-Dichloropropane	ND	520	ug/kg dry	EPA 8260B		100	12/04/17 11:00	12/05/17 4:21	7120094	JG
2,2-Dichloropropane	ND	1000	ug/kg dry	EPA 8260B		100	12/04/17 11:00	12/05/17 4:21	7120094	JG
1,1-Dichloropropene	ND	1000	ug/kg dry	EPA 8260B		100	12/04/17 11:00	12/05/17 4:21	7120094	JG
cis-1,3-Dichloropropene	ND	520	ug/kg dry	EPA 8260B		100	12/04/17 11:00	12/05/17 4:21	7120094	JG
trans-1,3-Dichloropropene	ND	520	ug/kg dry	EPA 8260B		100	12/04/17 11:00	12/05/17 4:21	7120094	JG
Ethylbenzene	ND	520	ug/kg dry	EPA 8260B		100	12/04/17 11:00	12/05/17 4:21	7120094	JG
Isopropylbenzene	ND	1000	ug/kg dry	EPA 8260B		100	12/04/17 11:00	12/05/17 4:21	7120094	JG
p-Isopropyltoluene	ND	1000	ug/kg dry	EPA 8260B		100	12/04/17 11:00	12/05/17 4:21	7120094	JG
Methyl Butyl Ketone (2-Hexanone)	ND	5200	ug/kg dry	EPA 8260B		100	12/04/17 11:00	12/05/17 4:21	7120094	JG
Methylene Chloride	ND	1000	ug/kg dry	EPA 8260B		100	12/04/17 11:00	12/05/17 4:21	7120094	JG
Methyl Ethyl Ketone (2-Butanone)	ND	10000	ug/kg dry	EPA 8260B		100	12/04/17 11:00	12/05/17 4:21	7120094	JG
4-Methyl-2-pentanone (MIBK)	ND	5200	ug/kg dry	EPA 8260B		100	12/04/17 11:00	12/05/17 4:21	7120094	JG
Naphthalene	ND	1000	ug/kg dry	EPA 8260B		100	12/04/17 11:00	12/05/17 4:21	7120094	JG
n-Propylbenzene	ND	1000	ug/kg dry	EPA 8260B		100	12/04/17 11:00	12/05/17 4:21	7120094	JG
Styrene	ND	520	ug/kg dry	EPA 8260B		100	12/04/17 11:00	12/05/17 4:21	7120094	JG
1,1,1,2-Tetrachloroethane	ND	1000	ug/kg dry	EPA 8260B		100	12/04/17 11:00	12/05/17 4:21	7120094	JG
1,1,2,2-Tetrachloroethane	ND	520	ug/kg dry	EPA 8260B		100	12/04/17 11:00	12/05/17 4:21	7120094	JG
Tetrachloroethene	21000	5200	ug/kg dry	EPA 8260B		1000	12/04/17 11:00	12/05/17 21:33	7120094	JG
Toluene	ND	520	ug/kg dry	EPA 8260B		100	12/04/17 11:00	12/05/17 4:21	7120094	JG
1,2,3-Trichlorobenzene	ND	1000	ug/kg dry	EPA 8260B		100	12/04/17 11:00	12/05/17 4:21	7120094	JG
1,2,4-Trichlorobenzene	ND	1000	ug/kg dry	EPA 8260B		100	12/04/17 11:00	12/05/17 4:21	7120094	JG
1,1,1-Trichloroethane	ND	520	ug/kg dry	EPA 8260B		100	12/04/17 11:00	12/05/17 4:21	7120094	JG
1,1,2-Trichloroethane	ND	520	ug/kg dry	EPA 8260B		100	12/04/17 11:00	12/05/17 4:21	7120094	JG
Trichloroethene	ND	520	ug/kg dry	EPA 8260B		100	12/04/17 11:00	12/05/17 4:21	7120094	JG
Trichlorofluoromethane	ND	1000	ug/kg dry	EPA 8260B		100	12/04/17 11:00	12/05/17 4:21	7120094	JG
1,2,3-Trichloropropane	ND	1000	ug/kg dry	EPA 8260B		100	12/04/17 11:00	12/05/17 4:21	7120094	JG
1,2,4-Trimethylbenzene	ND	1000	ug/kg dry	EPA 8260B		100	12/04/17 11:00	12/05/17 4:21	7120094	JG
1,3,5-Trimethylbenzene	ND	1000	ug/kg dry	EPA 8260B		100	12/04/17 11:00	12/05/17 4:21	7120094	JG
Vinyl Acetate	ND	1000	ug/kg dry	EPA 8260B		100	12/04/17 11:00	12/05/17 4:21	7120094	JG
Vinyl Chloride	ND	1000	ug/kg dry	EPA 8260B		100	12/04/17 11:00	12/05/17 4:21	7120094	JG
m+p-Xylene	ND	520	ug/kg dry	EPA 8260B		100	12/04/17 11:00	12/05/17 4:21	7120094	JG
o-Xylene	ND	520	ug/kg dry	EPA 8260B		100	12/04/17 11:00	12/05/17 4:21	7120094	JG
Xylenes, total	ND	520	ug/kg dry	EPA 8260B		100	12/04/17 11:00	12/05/17 4:21	7120094	JG
Surrogate: Dibromofluoromethane	*89 %*	*80-121*		*EPA 8260B*			*12/04/17 11:00*	*12/5/17 4:21*	*7120094*	
Surrogate: Dibromofluoromethane	*88 %*	*80-121*		*EPA 8260B*			*12/04/17 11:00*	*12/5/17 21:33*	*7120094*	

PACE ANALYTICAL SERVICES, LLC.

Environmental Monitoring & Laboratory Analysis
110 Technology Parkway, Peachtree Corners, GA 30092
(770) 734-4200 FAX (770) 734-4201

WENCK Associates
1080 Holcomb Bridge Road, Building 100, S
Roswell GA, 30076
Attention: Ms. Katie T. Ross

December 08, 2017

Report No.: AAL0043
Client ID: HA-78@10'
Date/Time Sampled: 11/30/2017 1:30:00PM
Matrix: Soil

Project: AMC Dalton
Lab Number ID: AAL0043-12
Date/Time Received: 12/01/2017 2:50:00PM

Analyte	Result	RL	Units	Method	Qual.	DF	Preparation Date	Analytical Date	Batch	Init.
Volatile Organic Compounds by EPA 8260										
Surrogate: 1,2-Dichloroethane-d4	*108 %*	*70-131*		*EPA 8260B*			*12/04/17 11:00*	*12/5/17 21:33*	*7120094*	
Surrogate: 1,2-Dichloroethane-d4	*106 %*	*70-131*		*EPA 8260B*			*12/04/17 11:00*	*12/5/17 4:21*	*7120094*	
Surrogate: Toluene-d8	*103 %*	*79-120*		*EPA 8260B*			*12/04/17 11:00*	*12/5/17 21:33*	*7120094*	
Surrogate: Toluene-d8	*101 %*	*79-120*		*EPA 8260B*			*12/04/17 11:00*	*12/5/17 4:21*	*7120094*	
Surrogate: 4-Bromofluorobenzene	*107 %*	*80-121*		*EPA 8260B*			*12/04/17 11:00*	*12/5/17 21:33*	*7120094*	
Surrogate: 4-Bromofluorobenzene	*105 %*	*80-121*		*EPA 8260B*			*12/04/17 11:00*	*12/5/17 4:21*	*7120094*	

PACE ANALYTICAL SERVICES, LLC.

Environmental Monitoring & Laboratory Analysis
110 Technology Parkway, Peachtree Corners, GA 30092
(770) 734-4200 FAX (770) 734-4201

WENCK Associates
1080 Holcomb Bridge Road, Building 100, S
Roswell GA, 30076
Attention: Ms. Katie T. Ross

December 08, 2017

Report No.: AAL0043
Client ID: HA-78@18'
Date/Time Sampled: 11/30/2017 1:40:00PM
Matrix: Soil

Project: AMC Dalton
Lab Number ID: AAL0043-13
Date/Time Received: 12/01/2017 2:50:00PM

Analyte	Result	RL	Units	Method	Qual.	DF	Preparation Date	Analytical Date	Batch	Init.
General Chemistry										
% Solids	81.6	0.04	% by Weight	SOP Moisture		1	12/05/17 11:15	12/05/17 11:15	7120085	JPT
Volatile Organic Compounds by EPA 8260										
Acetone	ND	110	ug/kg dry	EPA 8260B		1	12/04/17 11:00	12/05/17 4:51	7120094	JG
Acrolein	ND	54	ug/kg dry	EPA 8260B		1	12/04/17 11:00	12/05/17 4:51	7120094	JG
Acrylonitrile	ND	54	ug/kg dry	EPA 8260B		1	12/04/17 11:00	12/05/17 4:51	7120094	JG
Benzene	ND	5.4	ug/kg dry	EPA 8260B		1	12/04/17 11:00	12/05/17 4:51	7120094	JG
Bromobenzene	ND	11	ug/kg dry	EPA 8260B		1	12/04/17 11:00	12/05/17 4:51	7120094	JG
Bromochloromethane	ND	11	ug/kg dry	EPA 8260B		1	12/04/17 11:00	12/05/17 4:51	7120094	JG
Bromodichloromethane	ND	11	ug/kg dry	EPA 8260B		1	12/04/17 11:00	12/05/17 4:51	7120094	JG
Bromoform	ND	11	ug/kg dry	EPA 8260B		1	12/04/17 11:00	12/05/17 4:51	7120094	JG
Bromomethane	ND	11	ug/kg dry	EPA 8260B		1	12/04/17 11:00	12/05/17 4:51	7120094	JG
n-Butylbenzene	ND	11	ug/kg dry	EPA 8260B		1	12/04/17 11:00	12/05/17 4:51	7120094	JG
sec-Butylbenzene	ND	11	ug/kg dry	EPA 8260B		1	12/04/17 11:00	12/05/17 4:51	7120094	JG
tert-Butylbenzene	ND	11	ug/kg dry	EPA 8260B		1	12/04/17 11:00	12/05/17 4:51	7120094	JG
Carbon Disulfide	ND	11	ug/kg dry	EPA 8260B		1	12/04/17 11:00	12/05/17 4:51	7120094	JG
Carbon Tetrachloride	ND	5.4	ug/kg dry	EPA 8260B		1	12/04/17 11:00	12/05/17 4:51	7120094	JG
Chlorobenzene	ND	11	ug/kg dry	EPA 8260B		1	12/04/17 11:00	12/05/17 4:51	7120094	JG
Chloroethane	ND	5.4	ug/kg dry	EPA 8260B		1	12/04/17 11:00	12/05/17 4:51	7120094	JG
Chloroform	ND	5.4	ug/kg dry	EPA 8260B		1	12/04/17 11:00	12/05/17 4:51	7120094	JG
Chloromethane	ND	11	ug/kg dry	EPA 8260B		1	12/04/17 11:00	12/05/17 4:51	7120094	JG
2-Chlorotoluene	ND	11	ug/kg dry	EPA 8260B		1	12/04/17 11:00	12/05/17 4:51	7120094	JG
4-Chlorotoluene	ND	11	ug/kg dry	EPA 8260B		1	12/04/17 11:00	12/05/17 4:51	7120094	JG
Dibromochloromethane	ND	5.4	ug/kg dry	EPA 8260B		1	12/04/17 11:00	12/05/17 4:51	7120094	JG
1,2-Dibromo-3-chloropropane	ND	11	ug/kg dry	EPA 8260B		1	12/04/17 11:00	12/05/17 4:51	7120094	JG
1,2-Dibromoethane	ND	11	ug/kg dry	EPA 8260B		1	12/04/17 11:00	12/05/17 4:51	7120094	JG
Dibromomethane	ND	11	ug/kg dry	EPA 8260B		1	12/04/17 11:00	12/05/17 4:51	7120094	JG
1,2-Dichlorobenzene	ND	11	ug/kg dry	EPA 8260B		1	12/04/17 11:00	12/05/17 4:51	7120094	JG
1,3-Dichlorobenzene	ND	11	ug/kg dry	EPA 8260B		1	12/04/17 11:00	12/05/17 4:51	7120094	JG
1,4-Dichlorobenzene	ND	11	ug/kg dry	EPA 8260B		1	12/04/17 11:00	12/05/17 4:51	7120094	JG
Dichlorodifluoromethane	ND	11	ug/kg dry	EPA 8260B		1	12/04/17 11:00	12/05/17 4:51	7120094	JG
1,1-Dichloroethane	ND	5.4	ug/kg dry	EPA 8260B		1	12/04/17 11:00	12/05/17 4:51	7120094	JG
1,2-Dichloroethane	ND	5.4	ug/kg dry	EPA 8260B		1	12/04/17 11:00	12/05/17 4:51	7120094	JG
1,1-Dichloroethene	ND	5.4	ug/kg dry	EPA 8260B		1	12/04/17 11:00	12/05/17 4:51	7120094	JG
cis-1,2-Dichloroethene	6.1	5.4	ug/kg dry	EPA 8260B		1	12/04/17 11:00	12/05/17 4:51	7120094	JG
trans-1,2-Dichloroethene	ND	5.4	ug/kg dry	EPA 8260B		1	12/04/17 11:00	12/05/17 4:51	7120094	JG

PACE ANALYTICAL SERVICES, LLC.

Environmental Monitoring & Laboratory Analysis
110 Technology Parkway, Peachtree Corners, GA 30092
(770) 734-4200 FAX (770) 734-4201

WENCK Associates
1080 Holcomb Bridge Road, Building 100, S
Roswell GA, 30076
Attention: Ms. Katie T. Ross

December 08, 2017

Report No.: AAL0043
Client ID: HA-78@18'
Date/Time Sampled: 11/30/2017 1:40:00PM
Matrix: Soil

Project: AMC Dalton
Lab Number ID: AAL0043-13
Date/Time Received: 12/01/2017 2:50:00PM

Analyte	Result	RL	Units	Method	Qual.	DF	Preparation Date	Analytical Date	Batch	Init.
Volatile Organic Compounds by EPA 8260										
1,2-Dichloropropane	ND	5.4	ug/kg dry	EPA 8260B		1	12/04/17 11:00	12/05/17 4:51	7120094	JG
1,3-Dichloropropane	ND	5.4	ug/kg dry	EPA 8260B		1	12/04/17 11:00	12/05/17 4:51	7120094	JG
2,2-Dichloropropane	ND	11	ug/kg dry	EPA 8260B		1	12/04/17 11:00	12/05/17 4:51	7120094	JG
1,1-Dichloropropene	ND	11	ug/kg dry	EPA 8260B		1	12/04/17 11:00	12/05/17 4:51	7120094	JG
cis-1,3-Dichloropropene	ND	5.4	ug/kg dry	EPA 8260B		1	12/04/17 11:00	12/05/17 4:51	7120094	JG
trans-1,3-Dichloropropene	ND	5.4	ug/kg dry	EPA 8260B		1	12/04/17 11:00	12/05/17 4:51	7120094	JG
Ethylbenzene	ND	5.4	ug/kg dry	EPA 8260B		1	12/04/17 11:00	12/05/17 4:51	7120094	JG
Isopropylbenzene	ND	11	ug/kg dry	EPA 8260B		1	12/04/17 11:00	12/05/17 4:51	7120094	JG
p-Isopropyltoluene	ND	11	ug/kg dry	EPA 8260B		1	12/04/17 11:00	12/05/17 4:51	7120094	JG
Methyl Butyl Ketone (2-Hexanone)	ND	54	ug/kg dry	EPA 8260B		1	12/04/17 11:00	12/05/17 4:51	7120094	JG
Methylene Chloride	ND	11	ug/kg dry	EPA 8260B		1	12/04/17 11:00	12/05/17 4:51	7120094	JG
Methyl Ethyl Ketone (2-Butanone)	ND	110	ug/kg dry	EPA 8260B		1	12/04/17 11:00	12/05/17 4:51	7120094	JG
4-Methyl-2-pentanone (MIBK)	ND	54	ug/kg dry	EPA 8260B		1	12/04/17 11:00	12/05/17 4:51	7120094	JG
Naphthalene	ND	11	ug/kg dry	EPA 8260B		1	12/04/17 11:00	12/05/17 4:51	7120094	JG
n-Propylbenzene	ND	11	ug/kg dry	EPA 8260B		1	12/04/17 11:00	12/05/17 4:51	7120094	JG
Styrene	ND	5.4	ug/kg dry	EPA 8260B		1	12/04/17 11:00	12/05/17 4:51	7120094	JG
1,1,1,2-Tetrachloroethane	ND	11	ug/kg dry	EPA 8260B		1	12/04/17 11:00	12/05/17 4:51	7120094	JG
1,1,2,2-Tetrachloroethane	ND	5.4	ug/kg dry	EPA 8260B		1	12/04/17 11:00	12/05/17 4:51	7120094	JG
Tetrachloroethene	65	5.4	ug/kg dry	EPA 8260B		1	12/04/17 11:00	12/05/17 4:51	7120094	JG
Toluene	ND	5.4	ug/kg dry	EPA 8260B		1	12/04/17 11:00	12/05/17 4:51	7120094	JG
1,2,3-Trichlorobenzene	ND	11	ug/kg dry	EPA 8260B		1	12/04/17 11:00	12/05/17 4:51	7120094	JG
1,2,4-Trichlorobenzene	ND	11	ug/kg dry	EPA 8260B		1	12/04/17 11:00	12/05/17 4:51	7120094	JG
1,1,1-Trichloroethane	ND	5.4	ug/kg dry	EPA 8260B		1	12/04/17 11:00	12/05/17 4:51	7120094	JG
1,1,2-Trichloroethane	ND	5.4	ug/kg dry	EPA 8260B		1	12/04/17 11:00	12/05/17 4:51	7120094	JG
Trichloroethene	ND	5.4	ug/kg dry	EPA 8260B		1	12/04/17 11:00	12/05/17 4:51	7120094	JG
Trichlorofluoromethane	ND	11	ug/kg dry	EPA 8260B		1	12/04/17 11:00	12/05/17 4:51	7120094	JG
1,2,3-Trichloropropane	ND	11	ug/kg dry	EPA 8260B		1	12/04/17 11:00	12/05/17 4:51	7120094	JG
1,2,4-Trimethylbenzene	ND	11	ug/kg dry	EPA 8260B		1	12/04/17 11:00	12/05/17 4:51	7120094	JG
1,3,5-Trimethylbenzene	ND	11	ug/kg dry	EPA 8260B		1	12/04/17 11:00	12/05/17 4:51	7120094	JG
Vinyl Acetate	ND	11	ug/kg dry	EPA 8260B		1	12/04/17 11:00	12/05/17 4:51	7120094	JG
Vinyl Chloride	ND	11	ug/kg dry	EPA 8260B		1	12/04/17 11:00	12/05/17 4:51	7120094	JG
m+p-Xylene	ND	5.4	ug/kg dry	EPA 8260B		1	12/04/17 11:00	12/05/17 4:51	7120094	JG
o-Xylene	ND	5.4	ug/kg dry	EPA 8260B		1	12/04/17 11:00	12/05/17 4:51	7120094	JG
Xylenes, total	ND	5.4	ug/kg dry	EPA 8260B		1	12/04/17 11:00	12/05/17 4:51	7120094	JG
Surrogate: Dibromofluoromethane	*92 %*	*80-121*		*EPA 8260B*			*12/04/17 11:00*	*12/5/17 4:51*	*7120094*	
Surrogate: 1,2-Dichloroethane-d4	*109 %*	*70-131*		*EPA 8260B*			*12/04/17 11:00*	*12/5/17 4:51*	*7120094*	

PACE ANALYTICAL SERVICES, LLC.

Environmental Monitoring & Laboratory Analysis
110 Technology Parkway, Peachtree Corners, GA 30092
(770) 734-4200 FAX (770) 734-4201

WENCK Associates
1080 Holcomb Bridge Road, Building 100, S
Roswell GA, 30076
Attention: Ms. Katie T. Ross

December 08, 2017

Report No.: AAL0043
Client ID: HA-78@18'
Date/Time Sampled: 11/30/2017 1:40:00PM
Matrix: Soil

Project: AMC Dalton
Lab Number ID: AAL0043-13
Date/Time Received: 12/01/2017 2:50:00PM

Analyte	Result	RL	Units	Method	Qual.	DF	Preparation Date	Analytical Date	Batch	Init.
Volatile Organic Compounds by EPA 8260										
Surrogate: Toluene-d8	*100 %*	*79-120*		*EPA 8260B*			*12/04/17 11:00*	*12/5/17 4:51*	*7120094*	
Surrogate: 4-Bromofluorobenzene	*106 %*	*80-121*		*EPA 8260B*			*12/04/17 11:00*	*12/5/17 4:51*	*7120094*	

PACE ANALYTICAL SERVICES, LLC.

Environmental Monitoring & Laboratory Analysis
110 Technology Parkway, Peachtree Corners, GA 30092
(770) 734-4200 FAX (770) 734-4201

WENCK Associates
1080 Holcomb Bridge Road, Building 100, S
Roswell GA, 30076
Attention: Ms. Katie T. Ross

December 08, 2017

Report No.: AAL0043
Client ID: HA-77@8'
Date/Time Sampled: 11/30/2017 1:00:00PM
Matrix: Soil

Project: AMC Dalton
Lab Number ID: AAL0043-14
Date/Time Received: 12/01/2017 2:50:00PM

Analyte	Result	RL	Units	Method	Qual.	DF	Preparation Date	Analytical Date	Batch	Init.
General Chemistry										
% Solids	81.4	0.05	% by Weight	SOP Moisture		1	12/05/17 11:15	12/05/17 11:15	7120085	JPT
Volatile Organic Compounds by EPA 8260										
Acetone	ND	11000	ug/kg dry	EPA 8260B		100	12/04/17 11:00	12/05/17 5:21	7120094	JG
Acrolein	ND	5600	ug/kg dry	EPA 8260B		100	12/04/17 11:00	12/05/17 5:21	7120094	JG
Acrylonitrile	ND	5600	ug/kg dry	EPA 8260B		100	12/04/17 11:00	12/05/17 5:21	7120094	JG
Benzene	ND	560	ug/kg dry	EPA 8260B		100	12/04/17 11:00	12/05/17 5:21	7120094	JG
Bromobenzene	ND	1100	ug/kg dry	EPA 8260B		100	12/04/17 11:00	12/05/17 5:21	7120094	JG
Bromochloromethane	ND	1100	ug/kg dry	EPA 8260B		100	12/04/17 11:00	12/05/17 5:21	7120094	JG
Bromodichloromethane	ND	1100	ug/kg dry	EPA 8260B		100	12/04/17 11:00	12/05/17 5:21	7120094	JG
Bromoform	ND	1100	ug/kg dry	EPA 8260B		100	12/04/17 11:00	12/05/17 5:21	7120094	JG
Bromomethane	ND	1100	ug/kg dry	EPA 8260B		100	12/04/17 11:00	12/05/17 5:21	7120094	JG
n-Butylbenzene	ND	1100	ug/kg dry	EPA 8260B		100	12/04/17 11:00	12/05/17 5:21	7120094	JG
sec-Butylbenzene	ND	1100	ug/kg dry	EPA 8260B		100	12/04/17 11:00	12/05/17 5:21	7120094	JG
tert-Butylbenzene	ND	1100	ug/kg dry	EPA 8260B		100	12/04/17 11:00	12/05/17 5:21	7120094	JG
Carbon Disulfide	ND	1100	ug/kg dry	EPA 8260B		100	12/04/17 11:00	12/05/17 5:21	7120094	JG
Carbon Tetrachloride	ND	560	ug/kg dry	EPA 8260B		100	12/04/17 11:00	12/05/17 5:21	7120094	JG
Chlorobenzene	ND	1100	ug/kg dry	EPA 8260B		100	12/04/17 11:00	12/05/17 5:21	7120094	JG
Chloroethane	ND	560	ug/kg dry	EPA 8260B		100	12/04/17 11:00	12/05/17 5:21	7120094	JG
Chloroform	ND	560	ug/kg dry	EPA 8260B		100	12/04/17 11:00	12/05/17 5:21	7120094	JG
Chloromethane	ND	1100	ug/kg dry	EPA 8260B		100	12/04/17 11:00	12/05/17 5:21	7120094	JG
2-Chlorotoluene	ND	1100	ug/kg dry	EPA 8260B		100	12/04/17 11:00	12/05/17 5:21	7120094	JG
4-Chlorotoluene	ND	1100	ug/kg dry	EPA 8260B		100	12/04/17 11:00	12/05/17 5:21	7120094	JG
Dibromochloromethane	ND	560	ug/kg dry	EPA 8260B		100	12/04/17 11:00	12/05/17 5:21	7120094	JG
1,2-Dibromo-3-chloropropane	ND	1100	ug/kg dry	EPA 8260B		100	12/04/17 11:00	12/05/17 5:21	7120094	JG
1,2-Dibromoethane	ND	1100	ug/kg dry	EPA 8260B		100	12/04/17 11:00	12/05/17 5:21	7120094	JG
Dibromomethane	ND	1100	ug/kg dry	EPA 8260B		100	12/04/17 11:00	12/05/17 5:21	7120094	JG
1,2-Dichlorobenzene	ND	1100	ug/kg dry	EPA 8260B		100	12/04/17 11:00	12/05/17 5:21	7120094	JG
1,3-Dichlorobenzene	ND	1100	ug/kg dry	EPA 8260B		100	12/04/17 11:00	12/05/17 5:21	7120094	JG
1,4-Dichlorobenzene	ND	1100	ug/kg dry	EPA 8260B		100	12/04/17 11:00	12/05/17 5:21	7120094	JG
Dichlorodifluoromethane	ND	1100	ug/kg dry	EPA 8260B		100	12/04/17 11:00	12/05/17 5:21	7120094	JG
1,1-Dichloroethane	ND	560	ug/kg dry	EPA 8260B		100	12/04/17 11:00	12/05/17 5:21	7120094	JG
1,2-Dichloroethane	ND	560	ug/kg dry	EPA 8260B		100	12/04/17 11:00	12/05/17 5:21	7120094	JG
1,1-Dichloroethene	ND	560	ug/kg dry	EPA 8260B		100	12/04/17 11:00	12/05/17 5:21	7120094	JG
cis-1,2-Dichloroethene	ND	560	ug/kg dry	EPA 8260B		100	12/04/17 11:00	12/05/17 5:21	7120094	JG
trans-1,2-Dichloroethene	ND	560	ug/kg dry	EPA 8260B		100	12/04/17 11:00	12/05/17 5:21	7120094	JG

PACE ANALYTICAL SERVICES, LLC.

Environmental Monitoring & Laboratory Analysis
110 Technology Parkway, Peachtree Corners, GA 30092
(770) 734-4200 FAX (770) 734-4201

WENCK Associates
1080 Holcomb Bridge Road, Building 100, S
Roswell GA, 30076
Attention: Ms. Katie T. Ross

December 08, 2017

Report No.: AAL0043
Client ID: HA-77@8'
Date/Time Sampled: 11/30/2017 1:00:00PM
Matrix: Soil

Project: AMC Dalton
Lab Number ID: AAL0043-14
Date/Time Received: 12/01/2017 2:50:00PM

Analyte	Result	RL	Units	Method	Qual.	DF	Preparation Date	Analytical Date	Batch	Init.
Volatile Organic Compounds by EPA 8260										
1,2-Dichloropropane	ND	560	ug/kg dry	EPA 8260B		100	12/04/17 11:00	12/05/17 5:21	7120094	JG
1,3-Dichloropropane	ND	560	ug/kg dry	EPA 8260B		100	12/04/17 11:00	12/05/17 5:21	7120094	JG
2,2-Dichloropropane	ND	1100	ug/kg dry	EPA 8260B		100	12/04/17 11:00	12/05/17 5:21	7120094	JG
1,1-Dichloropropene	ND	1100	ug/kg dry	EPA 8260B		100	12/04/17 11:00	12/05/17 5:21	7120094	JG
cis-1,3-Dichloropropene	ND	560	ug/kg dry	EPA 8260B		100	12/04/17 11:00	12/05/17 5:21	7120094	JG
trans-1,3-Dichloropropene	ND	560	ug/kg dry	EPA 8260B		100	12/04/17 11:00	12/05/17 5:21	7120094	JG
Ethylbenzene	ND	560	ug/kg dry	EPA 8260B		100	12/04/17 11:00	12/05/17 5:21	7120094	JG
Isopropylbenzene	ND	1100	ug/kg dry	EPA 8260B		100	12/04/17 11:00	12/05/17 5:21	7120094	JG
p-Isopropyltoluene	ND	1100	ug/kg dry	EPA 8260B		100	12/04/17 11:00	12/05/17 5:21	7120094	JG
Methyl Butyl Ketone (2-Hexanone)	ND	5600	ug/kg dry	EPA 8260B		100	12/04/17 11:00	12/05/17 5:21	7120094	JG
Methylene Chloride	ND	1100	ug/kg dry	EPA 8260B		100	12/04/17 11:00	12/05/17 5:21	7120094	JG
Methyl Ethyl Ketone (2-Butanone)	ND	11000	ug/kg dry	EPA 8260B		100	12/04/17 11:00	12/05/17 5:21	7120094	JG
4-Methyl-2-pentanone (MIBK)	ND	5600	ug/kg dry	EPA 8260B		100	12/04/17 11:00	12/05/17 5:21	7120094	JG
Naphthalene	ND	1100	ug/kg dry	EPA 8260B		100	12/04/17 11:00	12/05/17 5:21	7120094	JG
n-Propylbenzene	ND	1100	ug/kg dry	EPA 8260B		100	12/04/17 11:00	12/05/17 5:21	7120094	JG
Styrene	ND	560	ug/kg dry	EPA 8260B		100	12/04/17 11:00	12/05/17 5:21	7120094	JG
1,1,1,2-Tetrachloroethane	ND	1100	ug/kg dry	EPA 8260B		100	12/04/17 11:00	12/05/17 5:21	7120094	JG
1,1,2,2-Tetrachloroethane	ND	560	ug/kg dry	EPA 8260B		100	12/04/17 11:00	12/05/17 5:21	7120094	JG
Tetrachloroethene	270000	56000	ug/kg dry	EPA 8260B		10000	12/04/17 11:00	12/05/17 22:02	7120094	JG
Toluene	ND	560	ug/kg dry	EPA 8260B		100	12/04/17 11:00	12/05/17 5:21	7120094	JG
1,2,3-Trichlorobenzene	ND	1100	ug/kg dry	EPA 8260B		100	12/04/17 11:00	12/05/17 5:21	7120094	JG
1,2,4-Trichlorobenzene	ND	1100	ug/kg dry	EPA 8260B		100	12/04/17 11:00	12/05/17 5:21	7120094	JG
1,1,1-Trichloroethane	ND	560	ug/kg dry	EPA 8260B		100	12/04/17 11:00	12/05/17 5:21	7120094	JG
1,1,2-Trichloroethane	ND	560	ug/kg dry	EPA 8260B		100	12/04/17 11:00	12/05/17 5:21	7120094	JG
Trichloroethene	ND	560	ug/kg dry	EPA 8260B		100	12/04/17 11:00	12/05/17 5:21	7120094	JG
Trichlorofluoromethane	ND	1100	ug/kg dry	EPA 8260B		100	12/04/17 11:00	12/05/17 5:21	7120094	JG
1,2,3-Trichloropropane	ND	1100	ug/kg dry	EPA 8260B		100	12/04/17 11:00	12/05/17 5:21	7120094	JG
1,2,4-Trimethylbenzene	ND	1100	ug/kg dry	EPA 8260B		100	12/04/17 11:00	12/05/17 5:21	7120094	JG
1,3,5-Trimethylbenzene	ND	1100	ug/kg dry	EPA 8260B		100	12/04/17 11:00	12/05/17 5:21	7120094	JG
Vinyl Acetate	ND	1100	ug/kg dry	EPA 8260B		100	12/04/17 11:00	12/05/17 5:21	7120094	JG
Vinyl Chloride	ND	1100	ug/kg dry	EPA 8260B		100	12/04/17 11:00	12/05/17 5:21	7120094	JG
m+p-Xylene	ND	560	ug/kg dry	EPA 8260B		100	12/04/17 11:00	12/05/17 5:21	7120094	JG
o-Xylene	ND	560	ug/kg dry	EPA 8260B		100	12/04/17 11:00	12/05/17 5:21	7120094	JG
Xylenes, total	ND	560	ug/kg dry	EPA 8260B		100	12/04/17 11:00	12/05/17 5:21	7120094	JG
Surrogate: Dibromofluoromethane	*90 %*	*80-121*		*EPA 8260B*			*12/04/17 11:00*	*12/5/17 22:02*	*7120094*	
Surrogate: Dibromofluoromethane	*88 %*	*80-121*		*EPA 8260B*			*12/04/17 11:00*	*12/5/17 5:21*	*7120094*	

PACE ANALYTICAL SERVICES, LLC.

Environmental Monitoring & Laboratory Analysis
110 Technology Parkway, Peachtree Corners, GA 30092
(770) 734-4200 FAX (770) 734-4201

WENCK Associates
1080 Holcomb Bridge Road, Building 100, S
Roswell GA, 30076
Attention: Ms. Katie T. Ross

December 08, 2017

Report No.: AAL0043
Client ID: HA-77@8'
Date/Time Sampled: 11/30/2017 1:00:00PM
Matrix: Soil

Project: AMC Dalton
Lab Number ID: AAL0043-14
Date/Time Received: 12/01/2017 2:50:00PM

Analyte	Result	RL	Units	Method	Qual.	DF	Preparation Date	Analytical Date	Batch	Init.
Volatile Organic Compounds by EPA 8260										
Surrogate: 1,2-Dichloroethane-d4	*105 %*	*70-131*		*EPA 8260B*			*12/04/17 11:00*	*12/5/17 5:21*	*7120094*	
Surrogate: 1,2-Dichloroethane-d4	*108 %*	*70-131*		*EPA 8260B*			*12/04/17 11:00*	*12/5/17 22:02*	*7120094*	
Surrogate: Toluene-d8	*102 %*	*79-120*		*EPA 8260B*			*12/04/17 11:00*	*12/5/17 22:02*	*7120094*	
Surrogate: Toluene-d8	*101 %*	*79-120*		*EPA 8260B*			*12/04/17 11:00*	*12/5/17 5:21*	*7120094*	
Surrogate: 4-Bromofluorobenzene	*107 %*	*80-121*		*EPA 8260B*			*12/04/17 11:00*	*12/5/17 5:21*	*7120094*	
Surrogate: 4-Bromofluorobenzene	*113 %*	*80-121*		*EPA 8260B*			*12/04/17 11:00*	*12/5/17 22:02*	*7120094*	

PACE ANALYTICAL SERVICES, LLC.

Environmental Monitoring & Laboratory Analysis
110 Technology Parkway, Peachtree Corners, GA 30092
(770) 734-4200 FAX (770) 734-4201

WENCK Associates
1080 Holcomb Bridge Road, Building 100, S
Roswell GA, 30076
Attention: Ms. Katie T. Ross

December 08, 2017

Report No.: AAL0043
Client ID: HA-77@10'
Date/Time Sampled: 11/30/2017 1:10:00PM
Matrix: Soil

Project: AMC Dalton
Lab Number ID: AAL0043-15
Date/Time Received: 12/01/2017 2:50:00PM

Analyte	Result	RL	Units	Method	Qual.	DF	Preparation Date	Analytical Date	Batch	Init.
General Chemistry										
% Solids	79.6	0.05	% by Weight	SOP Moisture		1	12/05/17 11:15	12/05/17 11:15	7120085	JPT
Volatile Organic Compounds by EPA 8260										
Acetone	860	110	ug/kg dry	EPA 8260B	E	1	12/05/17 15:00	12/06/17 22:44	7120119	JG
Acrolein	ND	53	ug/kg dry	EPA 8260B		1	12/05/17 15:00	12/06/17 22:44	7120119	JG
Acrylonitrile	ND	53	ug/kg dry	EPA 8260B		1	12/05/17 15:00	12/06/17 22:44	7120119	JG
Benzene	ND	5.3	ug/kg dry	EPA 8260B		1	12/05/17 15:00	12/06/17 22:44	7120119	JG
Bromobenzene	ND	11	ug/kg dry	EPA 8260B		1	12/05/17 15:00	12/06/17 22:44	7120119	JG
Bromochloromethane	ND	11	ug/kg dry	EPA 8260B		1	12/05/17 15:00	12/06/17 22:44	7120119	JG
Bromodichloromethane	ND	11	ug/kg dry	EPA 8260B		1	12/05/17 15:00	12/06/17 22:44	7120119	JG
Bromoform	ND	11	ug/kg dry	EPA 8260B		1	12/05/17 15:00	12/06/17 22:44	7120119	JG
Bromomethane	ND	11	ug/kg dry	EPA 8260B		1	12/05/17 15:00	12/06/17 22:44	7120119	JG
n-Butylbenzene	ND	11	ug/kg dry	EPA 8260B		1	12/05/17 15:00	12/06/17 22:44	7120119	JG
sec-Butylbenzene	ND	11	ug/kg dry	EPA 8260B		1	12/05/17 15:00	12/06/17 22:44	7120119	JG
tert-Butylbenzene	ND	11	ug/kg dry	EPA 8260B		1	12/05/17 15:00	12/06/17 22:44	7120119	JG
Carbon Disulfide	ND	11	ug/kg dry	EPA 8260B		1	12/05/17 15:00	12/06/17 22:44	7120119	JG
Carbon Tetrachloride	ND	5.3	ug/kg dry	EPA 8260B		1	12/05/17 15:00	12/06/17 22:44	7120119	JG
Chlorobenzene	ND	11	ug/kg dry	EPA 8260B		1	12/05/17 15:00	12/06/17 22:44	7120119	JG
Chloroethane	ND	5.3	ug/kg dry	EPA 8260B		1	12/05/17 15:00	12/06/17 22:44	7120119	JG
Chloroform	20	5.3	ug/kg dry	EPA 8260B		1	12/05/17 15:00	12/06/17 22:44	7120119	JG
Chloromethane	ND	11	ug/kg dry	EPA 8260B		1	12/05/17 15:00	12/06/17 22:44	7120119	JG
2-Chlorotoluene	ND	11	ug/kg dry	EPA 8260B		1	12/05/17 15:00	12/06/17 22:44	7120119	JG
4-Chlorotoluene	ND	11	ug/kg dry	EPA 8260B		1	12/05/17 15:00	12/06/17 22:44	7120119	JG
Dibromochloromethane	ND	5.3	ug/kg dry	EPA 8260B		1	12/05/17 15:00	12/06/17 22:44	7120119	JG
1,2-Dibromo-3-chloropropane	ND	11	ug/kg dry	EPA 8260B		1	12/05/17 15:00	12/06/17 22:44	7120119	JG
1,2-Dibromoethane	ND	11	ug/kg dry	EPA 8260B		1	12/05/17 15:00	12/06/17 22:44	7120119	JG
Dibromomethane	ND	11	ug/kg dry	EPA 8260B		1	12/05/17 15:00	12/06/17 22:44	7120119	JG
1,2-Dichlorobenzene	ND	11	ug/kg dry	EPA 8260B		1	12/05/17 15:00	12/06/17 22:44	7120119	JG
1,3-Dichlorobenzene	ND	11	ug/kg dry	EPA 8260B		1	12/05/17 15:00	12/06/17 22:44	7120119	JG
1,4-Dichlorobenzene	ND	11	ug/kg dry	EPA 8260B		1	12/05/17 15:00	12/06/17 22:44	7120119	JG
Dichlorodifluoromethane	ND	11	ug/kg dry	EPA 8260B		1	12/05/17 15:00	12/06/17 22:44	7120119	JG
1,1-Dichloroethane	ND	5.3	ug/kg dry	EPA 8260B		1	12/05/17 15:00	12/06/17 22:44	7120119	JG
1,2-Dichloroethane	ND	5.3	ug/kg dry	EPA 8260B		1	12/05/17 15:00	12/06/17 22:44	7120119	JG
1,1-Dichloroethene	ND	5.3	ug/kg dry	EPA 8260B		1	12/05/17 15:00	12/06/17 22:44	7120119	JG
cis-1,2-Dichloroethene	ND	5.3	ug/kg dry	EPA 8260B		1	12/05/17 15:00	12/06/17 22:44	7120119	JG
trans-1,2-Dichloroethene	ND	5.3	ug/kg dry	EPA 8260B		1	12/05/17 15:00	12/06/17 22:44	7120119	JG

PACE ANALYTICAL SERVICES, LLC.

Environmental Monitoring & Laboratory Analysis
110 Technology Parkway, Peachtree Corners, GA 30092
(770) 734-4200 FAX (770) 734-4201

WENCK Associates
1080 Holcomb Bridge Road, Building 100, S
Roswell GA, 30076
Attention: Ms. Katie T. Ross

December 08, 2017

Report No.: AAL0043
Client ID: HA-77@10'
Date/Time Sampled: 11/30/2017 1:10:00PM
Matrix: Soil

Project: AMC Dalton
Lab Number ID: AAL0043-15
Date/Time Received: 12/01/2017 2:50:00PM

Analyte	Result	RL	Units	Method	Qual.	DF	Preparation Date	Analytical Date	Batch	Init.
Volatile Organic Compounds by EPA 8260										
1,2-Dichloropropane	ND	5.3	ug/kg dry	EPA 8260B		1	12/05/17 15:00	12/06/17 22:44	7120119	JG
1,3-Dichloropropane	ND	5.3	ug/kg dry	EPA 8260B		1	12/05/17 15:00	12/06/17 22:44	7120119	JG
2,2-Dichloropropane	ND	11	ug/kg dry	EPA 8260B		1	12/05/17 15:00	12/06/17 22:44	7120119	JG
1,1-Dichloropropene	ND	11	ug/kg dry	EPA 8260B		1	12/05/17 15:00	12/06/17 22:44	7120119	JG
cis-1,3-Dichloropropene	ND	5.3	ug/kg dry	EPA 8260B		1	12/05/17 15:00	12/06/17 22:44	7120119	JG
trans-1,3-Dichloropropene	ND	5.3	ug/kg dry	EPA 8260B		1	12/05/17 15:00	12/06/17 22:44	7120119	JG
Ethylbenzene	ND	5.3	ug/kg dry	EPA 8260B		1	12/05/17 15:00	12/06/17 22:44	7120119	JG
Isopropylbenzene	ND	11	ug/kg dry	EPA 8260B		1	12/05/17 15:00	12/06/17 22:44	7120119	JG
p-Isopropyltoluene	ND	11	ug/kg dry	EPA 8260B		1	12/05/17 15:00	12/06/17 22:44	7120119	JG
Methyl Butyl Ketone (2-Hexanone)	ND	53	ug/kg dry	EPA 8260B		1	12/05/17 15:00	12/06/17 22:44	7120119	JG
Methylene Chloride	ND	11	ug/kg dry	EPA 8260B		1	12/05/17 15:00	12/06/17 22:44	7120119	JG
Methyl Ethyl Ketone (2-Butanone)	ND	110	ug/kg dry	EPA 8260B		1	12/05/17 15:00	12/06/17 22:44	7120119	JG
4-Methyl-2-pentanone (MIBK)	ND	53	ug/kg dry	EPA 8260B		1	12/05/17 15:00	12/06/17 22:44	7120119	JG
Naphthalene	ND	11	ug/kg dry	EPA 8260B		1	12/05/17 15:00	12/06/17 22:44	7120119	JG
n-Propylbenzene	ND	11	ug/kg dry	EPA 8260B		1	12/05/17 15:00	12/06/17 22:44	7120119	JG
Styrene	ND	5.3	ug/kg dry	EPA 8260B		1	12/05/17 15:00	12/06/17 22:44	7120119	JG
1,1,1,2-Tetrachloroethane	ND	11	ug/kg dry	EPA 8260B		1	12/05/17 15:00	12/06/17 22:44	7120119	JG
1,1,2,2-Tetrachloroethane	ND	5.3	ug/kg dry	EPA 8260B		1	12/05/17 15:00	12/06/17 22:44	7120119	JG
Tetrachloroethene	20	5.3	ug/kg dry	EPA 8260B		1	12/05/17 15:00	12/06/17 22:44	7120119	JG
Toluene	ND	5.3	ug/kg dry	EPA 8260B		1	12/05/17 15:00	12/06/17 22:44	7120119	JG
1,2,3-Trichlorobenzene	ND	11	ug/kg dry	EPA 8260B		1	12/05/17 15:00	12/06/17 22:44	7120119	JG
1,2,4-Trichlorobenzene	ND	11	ug/kg dry	EPA 8260B		1	12/05/17 15:00	12/06/17 22:44	7120119	JG
1,1,1-Trichloroethane	ND	5.3	ug/kg dry	EPA 8260B		1	12/05/17 15:00	12/06/17 22:44	7120119	JG
1,1,2-Trichloroethane	ND	5.3	ug/kg dry	EPA 8260B		1	12/05/17 15:00	12/06/17 22:44	7120119	JG
Trichloroethene	ND	5.3	ug/kg dry	EPA 8260B		1	12/05/17 15:00	12/06/17 22:44	7120119	JG
Trichlorofluoromethane	ND	11	ug/kg dry	EPA 8260B		1	12/05/17 15:00	12/06/17 22:44	7120119	JG
1,2,3-Trichloropropane	ND	11	ug/kg dry	EPA 8260B		1	12/05/17 15:00	12/06/17 22:44	7120119	JG
1,2,4-Trimethylbenzene	ND	11	ug/kg dry	EPA 8260B		1	12/05/17 15:00	12/06/17 22:44	7120119	JG
1,3,5-Trimethylbenzene	ND	11	ug/kg dry	EPA 8260B		1	12/05/17 15:00	12/06/17 22:44	7120119	JG
Vinyl Acetate	ND	11	ug/kg dry	EPA 8260B		1	12/05/17 15:00	12/06/17 22:44	7120119	JG
Vinyl Chloride	ND	11	ug/kg dry	EPA 8260B		1	12/05/17 15:00	12/06/17 22:44	7120119	JG
m+p-Xylene	ND	5.3	ug/kg dry	EPA 8260B		1	12/05/17 15:00	12/06/17 22:44	7120119	JG
o-Xylene	ND	5.3	ug/kg dry	EPA 8260B		1	12/05/17 15:00	12/06/17 22:44	7120119	JG
Xylenes, total	ND	5.3	ug/kg dry	EPA 8260B		1	12/05/17 15:00	12/06/17 22:44	7120119	JG
Surrogate: Dibromofluoromethane	*96 %*	*80-121*		*EPA 8260B*			*12/05/17 15:00*	*12/6/17 22:44*	*7120119*	
Surrogate: 1,2-Dichloroethane-d4	*106 %*	*70-131*		*EPA 8260B*			*12/05/17 15:00*	*12/6/17 22:44*	*7120119*	

PACE ANALYTICAL SERVICES, LLC.

Environmental Monitoring & Laboratory Analysis
110 Technology Parkway, Peachtree Corners, GA 30092
(770) 734-4200 FAX (770) 734-4201

WENCK Associates
1080 Holcomb Bridge Road, Building 100, S
Roswell GA, 30076
Attention: Ms. Katie T. Ross

December 08, 2017

Report No.: AAL0043
Client ID: HA-77@10'
Date/Time Sampled: 11/30/2017 1:10:00PM
Matrix: Soil

Project: AMC Dalton
Lab Number ID: AAL0043-15
Date/Time Received: 12/01/2017 2:50:00PM

Analyte	Result	RL	Units	Method	Qual.	DF	Preparation Date	Analytical Date	Batch	Init.
Volatile Organic Compounds by EPA 8260										
Surrogate: Toluene-d8	*100 %*	*79-120*		*EPA 8260B*			*12/05/17 15:00*	*12/6/17 22:44*	*7120119*	
Surrogate: 4-Bromofluorobenzene	*107 %*	*80-121*		*EPA 8260B*			*12/05/17 15:00*	*12/6/17 22:44*	*7120119*	

PACE ANALYTICAL SERVICES, LLC.

Environmental Monitoring & Laboratory Analysis
110 Technology Parkway, Peachtree Corners, GA 30092
(770) 734-4200 FAX (770) 734-4201

WENCK Associates
1080 Holcomb Bridge Road, Building 100, S
Roswell GA, 30076
Attention: Ms. Katie T. Ross

December 08, 2017

Report No.: AAL0043
Client ID: HA-77@14'
Date/Time Sampled: 11/30/2017 1:20:00PM
Matrix: Soil

Project: AMC Dalton
Lab Number ID: AAL0043-16
Date/Time Received: 12/01/2017 2:50:00PM

Analyte	Result	RL	Units	Method	Qual.	DF	Preparation Date	Analytical Date	Batch	Init.
General Chemistry										
% Solids	82.4	0.04	% by Weight	SOP Moisture		1	12/05/17 11:15	12/05/17 11:15	7120085	JPT
Volatile Organic Compounds by EPA 8260										
Acetone	ND	110	ug/kg dry	EPA 8260B		1	12/05/17 15:00	12/06/17 23:13	7120119	JG
Acrolein	ND	55	ug/kg dry	EPA 8260B		1	12/05/17 15:00	12/06/17 23:13	7120119	JG
Acrylonitrile	ND	55	ug/kg dry	EPA 8260B		1	12/05/17 15:00	12/06/17 23:13	7120119	JG
Benzene	ND	5.5	ug/kg dry	EPA 8260B		1	12/05/17 15:00	12/06/17 23:13	7120119	JG
Bromobenzene	ND	11	ug/kg dry	EPA 8260B		1	12/05/17 15:00	12/06/17 23:13	7120119	JG
Bromochloromethane	ND	11	ug/kg dry	EPA 8260B		1	12/05/17 15:00	12/06/17 23:13	7120119	JG
Bromodichloromethane	ND	11	ug/kg dry	EPA 8260B		1	12/05/17 15:00	12/06/17 23:13	7120119	JG
Bromoform	ND	11	ug/kg dry	EPA 8260B		1	12/05/17 15:00	12/06/17 23:13	7120119	JG
Bromomethane	ND	11	ug/kg dry	EPA 8260B		1	12/05/17 15:00	12/06/17 23:13	7120119	JG
n-Butylbenzene	ND	11	ug/kg dry	EPA 8260B		1	12/05/17 15:00	12/06/17 23:13	7120119	JG
sec-Butylbenzene	ND	11	ug/kg dry	EPA 8260B		1	12/05/17 15:00	12/06/17 23:13	7120119	JG
tert-Butylbenzene	ND	11	ug/kg dry	EPA 8260B		1	12/05/17 15:00	12/06/17 23:13	7120119	JG
Carbon Disulfide	ND	11	ug/kg dry	EPA 8260B		1	12/05/17 15:00	12/06/17 23:13	7120119	JG
Carbon Tetrachloride	ND	5.5	ug/kg dry	EPA 8260B		1	12/05/17 15:00	12/06/17 23:13	7120119	JG
Chlorobenzene	ND	11	ug/kg dry	EPA 8260B		1	12/05/17 15:00	12/06/17 23:13	7120119	JG
Chloroethane	ND	5.5	ug/kg dry	EPA 8260B		1	12/05/17 15:00	12/06/17 23:13	7120119	JG
Chloroform	ND	5.5	ug/kg dry	EPA 8260B		1	12/05/17 15:00	12/06/17 23:13	7120119	JG
Chloromethane	ND	11	ug/kg dry	EPA 8260B		1	12/05/17 15:00	12/06/17 23:13	7120119	JG
2-Chlorotoluene	ND	11	ug/kg dry	EPA 8260B		1	12/05/17 15:00	12/06/17 23:13	7120119	JG
4-Chlorotoluene	ND	11	ug/kg dry	EPA 8260B		1	12/05/17 15:00	12/06/17 23:13	7120119	JG
Dibromochloromethane	ND	5.5	ug/kg dry	EPA 8260B		1	12/05/17 15:00	12/06/17 23:13	7120119	JG
1,2-Dibromo-3-chloropropane	ND	11	ug/kg dry	EPA 8260B		1	12/05/17 15:00	12/06/17 23:13	7120119	JG
1,2-Dibromoethane	ND	11	ug/kg dry	EPA 8260B		1	12/05/17 15:00	12/06/17 23:13	7120119	JG
Dibromomethane	ND	11	ug/kg dry	EPA 8260B		1	12/05/17 15:00	12/06/17 23:13	7120119	JG
1,2-Dichlorobenzene	ND	11	ug/kg dry	EPA 8260B		1	12/05/17 15:00	12/06/17 23:13	7120119	JG
1,3-Dichlorobenzene	ND	11	ug/kg dry	EPA 8260B		1	12/05/17 15:00	12/06/17 23:13	7120119	JG
1,4-Dichlorobenzene	ND	11	ug/kg dry	EPA 8260B		1	12/05/17 15:00	12/06/17 23:13	7120119	JG
Dichlorodifluoromethane	ND	11	ug/kg dry	EPA 8260B		1	12/05/17 15:00	12/06/17 23:13	7120119	JG
1,1-Dichloroethane	ND	5.5	ug/kg dry	EPA 8260B		1	12/05/17 15:00	12/06/17 23:13	7120119	JG
1,2-Dichloroethane	ND	5.5	ug/kg dry	EPA 8260B		1	12/05/17 15:00	12/06/17 23:13	7120119	JG
1,1-Dichloroethene	ND	5.5	ug/kg dry	EPA 8260B		1	12/05/17 15:00	12/06/17 23:13	7120119	JG
cis-1,2-Dichloroethene	ND	5.5	ug/kg dry	EPA 8260B		1	12/05/17 15:00	12/06/17 23:13	7120119	JG
trans-1,2-Dichloroethene	ND	5.5	ug/kg dry	EPA 8260B		1	12/05/17 15:00	12/06/17 23:13	7120119	JG

PACE ANALYTICAL SERVICES, LLC.

Environmental Monitoring & Laboratory Analysis
110 Technology Parkway, Peachtree Corners, GA 30092
(770) 734-4200 FAX (770) 734-4201

WENCK Associates
1080 Holcomb Bridge Road, Building 100, S
Roswell GA, 30076
Attention: Ms. Katie T. Ross

December 08, 2017

Report No.: AAL0043
Client ID: HA-77@14'
Date/Time Sampled: 11/30/2017 1:20:00PM
Matrix: Soil

Project: AMC Dalton
Lab Number ID: AAL0043-16
Date/Time Received: 12/01/2017 2:50:00PM

Analyte	Result	RL	Units	Method	Qual.	DF	Preparation Date	Analytical Date	Batch	Init.
Volatile Organic Compounds by EPA 8260										
1,2-Dichloropropane	ND	5.5	ug/kg dry	EPA 8260B		1	12/05/17 15:00	12/06/17 23:13	7120119	JG
1,3-Dichloropropane	ND	5.5	ug/kg dry	EPA 8260B		1	12/05/17 15:00	12/06/17 23:13	7120119	JG
2,2-Dichloropropane	ND	11	ug/kg dry	EPA 8260B		1	12/05/17 15:00	12/06/17 23:13	7120119	JG
1,1-Dichloropropene	ND	11	ug/kg dry	EPA 8260B		1	12/05/17 15:00	12/06/17 23:13	7120119	JG
cis-1,3-Dichloropropene	ND	5.5	ug/kg dry	EPA 8260B		1	12/05/17 15:00	12/06/17 23:13	7120119	JG
trans-1,3-Dichloropropene	ND	5.5	ug/kg dry	EPA 8260B		1	12/05/17 15:00	12/06/17 23:13	7120119	JG
Ethylbenzene	ND	5.5	ug/kg dry	EPA 8260B		1	12/05/17 15:00	12/06/17 23:13	7120119	JG
Isopropylbenzene	ND	11	ug/kg dry	EPA 8260B		1	12/05/17 15:00	12/06/17 23:13	7120119	JG
p-Isopropyltoluene	ND	11	ug/kg dry	EPA 8260B		1	12/05/17 15:00	12/06/17 23:13	7120119	JG
Methyl Butyl Ketone (2-Hexanone)	ND	55	ug/kg dry	EPA 8260B		1	12/05/17 15:00	12/06/17 23:13	7120119	JG
Methylene Chloride	ND	11	ug/kg dry	EPA 8260B		1	12/05/17 15:00	12/06/17 23:13	7120119	JG
Methyl Ethyl Ketone (2-Butanone)	ND	110	ug/kg dry	EPA 8260B		1	12/05/17 15:00	12/06/17 23:13	7120119	JG
4-Methyl-2-pentanone (MIBK)	ND	55	ug/kg dry	EPA 8260B		1	12/05/17 15:00	12/06/17 23:13	7120119	JG
Naphthalene	ND	11	ug/kg dry	EPA 8260B		1	12/05/17 15:00	12/06/17 23:13	7120119	JG
n-Propylbenzene	ND	11	ug/kg dry	EPA 8260B		1	12/05/17 15:00	12/06/17 23:13	7120119	JG
Styrene	ND	5.5	ug/kg dry	EPA 8260B		1	12/05/17 15:00	12/06/17 23:13	7120119	JG
1,1,1,2-Tetrachloroethane	ND	11	ug/kg dry	EPA 8260B		1	12/05/17 15:00	12/06/17 23:13	7120119	JG
1,1,2,2-Tetrachloroethane	ND	5.5	ug/kg dry	EPA 8260B		1	12/05/17 15:00	12/06/17 23:13	7120119	JG
Tetrachloroethene	25000	5.5	ug/kg dry	EPA 8260B	E	1	12/05/17 15:00	12/06/17 23:13	7120119	JG
Toluene	ND	5.5	ug/kg dry	EPA 8260B		1	12/05/17 15:00	12/06/17 23:13	7120119	JG
1,2,3-Trichlorobenzene	ND	11	ug/kg dry	EPA 8260B		1	12/05/17 15:00	12/06/17 23:13	7120119	JG
1,2,4-Trichlorobenzene	ND	11	ug/kg dry	EPA 8260B		1	12/05/17 15:00	12/06/17 23:13	7120119	JG
1,1,1-Trichloroethane	ND	5.5	ug/kg dry	EPA 8260B		1	12/05/17 15:00	12/06/17 23:13	7120119	JG
1,1,2-Trichloroethane	ND	5.5	ug/kg dry	EPA 8260B		1	12/05/17 15:00	12/06/17 23:13	7120119	JG
Trichloroethene	ND	5.5	ug/kg dry	EPA 8260B		1	12/05/17 15:00	12/06/17 23:13	7120119	JG
Trichlorofluoromethane	ND	11	ug/kg dry	EPA 8260B		1	12/05/17 15:00	12/06/17 23:13	7120119	JG
1,2,3-Trichloropropane	ND	11	ug/kg dry	EPA 8260B		1	12/05/17 15:00	12/06/17 23:13	7120119	JG
1,2,4-Trimethylbenzene	ND	11	ug/kg dry	EPA 8260B		1	12/05/17 15:00	12/06/17 23:13	7120119	JG
1,3,5-Trimethylbenzene	ND	11	ug/kg dry	EPA 8260B		1	12/05/17 15:00	12/06/17 23:13	7120119	JG
Vinyl Acetate	ND	11	ug/kg dry	EPA 8260B		1	12/05/17 15:00	12/06/17 23:13	7120119	JG
Vinyl Chloride	ND	11	ug/kg dry	EPA 8260B		1	12/05/17 15:00	12/06/17 23:13	7120119	JG
m+p-Xylene	7.4	5.5	ug/kg dry	EPA 8260B		1	12/05/17 15:00	12/06/17 23:13	7120119	JG
o-Xylene	ND	5.5	ug/kg dry	EPA 8260B		1	12/05/17 15:00	12/06/17 23:13	7120119	JG
Xylenes, total	7.4	5.5	ug/kg dry	EPA 8260B		1	12/05/17 15:00	12/06/17 23:13	7120119	JG
Surrogate: Dibromofluoromethane	*92 %*	*80-121*		*EPA 8260B*			*12/05/17 15:00*	*12/6/17 23:13*	*7120119*	
Surrogate: 1,2-Dichloroethane-d4	*103 %*	*70-131*		*EPA 8260B*			*12/05/17 15:00*	*12/6/17 23:13*	*7120119*	

PACE ANALYTICAL SERVICES, LLC.

Environmental Monitoring & Laboratory Analysis
110 Technology Parkway, Peachtree Corners, GA 30092
(770) 734-4200 FAX (770) 734-4201

WENCK Associates
1080 Holcomb Bridge Road, Building 100, S
Roswell GA, 30076
Attention: Ms. Katie T. Ross

December 08, 2017

Report No.: AAL0043
Client ID: HA-77@14'
Date/Time Sampled: 11/30/2017 1:20:00PM
Matrix: Soil

Project: AMC Dalton
Lab Number ID: AAL0043-16
Date/Time Received: 12/01/2017 2:50:00PM

Analyte	Result	RL	Units	Method	Qual.	DF	Preparation Date	Analytical Date	Batch	Init.
Volatile Organic Compounds by EPA 8260										
Surrogate: Toluene-d8	*145 %*	*79-120*		*EPA 8260B*	*S-04*		*12/05/17 15:00*	*12/6/17 23:13*	*7120119*	
Surrogate: 4-Bromofluorobenzene	*104 %*	*80-121*		*EPA 8260B*			*12/05/17 15:00*	*12/6/17 23:13*	*7120119*	

PACE ANALYTICAL SERVICES, LLC.

Environmental Monitoring & Laboratory Analysis
110 Technology Parkway, Peachtree Corners, GA 30092
(770) 734-4200 FAX (770) 734-4201

WENCK Associates
1080 Holcomb Bridge Road, Building 100, S
Roswell GA, 30076
Attention: Ms. Katie T. Ross

December 08, 2017

Report No.: AAL0043
Client ID: HA-71@8'
Date/Time Sampled: 12/01/2017 12:20:00PM
Matrix: Soil

Project: AMC Dalton
Lab Number ID: AAL0043-17
Date/Time Received: 12/01/2017 2:50:00PM

Analyte	Result	RL	Units	Method	Qual.	DF	Preparation Date	Analytical Date	Batch	Init.
General Chemistry										
% Solids	74.0	0.04	% by Weight	SOP Moisture		1	12/05/17 11:15	12/05/17 11:15	7120085	JPT
Volatile Organic Compounds by EPA 8260										
Acetone	ND	5700	ug/kg dry	EPA 8260B		50	12/05/17 15:00	12/06/17 15:47	7120119	JG
Acrolein	ND	2800	ug/kg dry	EPA 8260B		50	12/05/17 15:00	12/06/17 15:47	7120119	JG
Acrylonitrile	ND	2800	ug/kg dry	EPA 8260B		50	12/05/17 15:00	12/06/17 15:47	7120119	JG
Benzene	ND	280	ug/kg dry	EPA 8260B		50	12/05/17 15:00	12/06/17 15:47	7120119	JG
Bromobenzene	ND	570	ug/kg dry	EPA 8260B		50	12/05/17 15:00	12/06/17 15:47	7120119	JG
Bromochloromethane	ND	570	ug/kg dry	EPA 8260B		50	12/05/17 15:00	12/06/17 15:47	7120119	JG
Bromodichloromethane	ND	570	ug/kg dry	EPA 8260B		50	12/05/17 15:00	12/06/17 15:47	7120119	JG
Bromoform	ND	570	ug/kg dry	EPA 8260B		50	12/05/17 15:00	12/06/17 15:47	7120119	JG
Bromomethane	ND	570	ug/kg dry	EPA 8260B		50	12/05/17 15:00	12/06/17 15:47	7120119	JG
n-Butylbenzene	ND	570	ug/kg dry	EPA 8260B		50	12/05/17 15:00	12/06/17 15:47	7120119	JG
sec-Butylbenzene	ND	570	ug/kg dry	EPA 8260B		50	12/05/17 15:00	12/06/17 15:47	7120119	JG
tert-Butylbenzene	ND	570	ug/kg dry	EPA 8260B		50	12/05/17 15:00	12/06/17 15:47	7120119	JG
Carbon Disulfide	ND	570	ug/kg dry	EPA 8260B		50	12/05/17 15:00	12/06/17 15:47	7120119	JG
Carbon Tetrachloride	ND	280	ug/kg dry	EPA 8260B		50	12/05/17 15:00	12/06/17 15:47	7120119	JG
Chlorobenzene	ND	570	ug/kg dry	EPA 8260B		50	12/05/17 15:00	12/06/17 15:47	7120119	JG
Chloroethane	ND	280	ug/kg dry	EPA 8260B		50	12/05/17 15:00	12/06/17 15:47	7120119	JG
Chloroform	ND	280	ug/kg dry	EPA 8260B		50	12/05/17 15:00	12/06/17 15:47	7120119	JG
Chloromethane	ND	570	ug/kg dry	EPA 8260B		50	12/05/17 15:00	12/06/17 15:47	7120119	JG
2-Chlorotoluene	ND	570	ug/kg dry	EPA 8260B		50	12/05/17 15:00	12/06/17 15:47	7120119	JG
4-Chlorotoluene	ND	570	ug/kg dry	EPA 8260B		50	12/05/17 15:00	12/06/17 15:47	7120119	JG
Dibromochloromethane	ND	280	ug/kg dry	EPA 8260B		50	12/05/17 15:00	12/06/17 15:47	7120119	JG
1,2-Dibromo-3-chloropropane	ND	570	ug/kg dry	EPA 8260B		50	12/05/17 15:00	12/06/17 15:47	7120119	JG
1,2-Dibromoethane	ND	570	ug/kg dry	EPA 8260B		50	12/05/17 15:00	12/06/17 15:47	7120119	JG
Dibromomethane	ND	570	ug/kg dry	EPA 8260B		50	12/05/17 15:00	12/06/17 15:47	7120119	JG
1,2-Dichlorobenzene	ND	570	ug/kg dry	EPA 8260B		50	12/05/17 15:00	12/06/17 15:47	7120119	JG
1,3-Dichlorobenzene	ND	570	ug/kg dry	EPA 8260B		50	12/05/17 15:00	12/06/17 15:47	7120119	JG
1,4-Dichlorobenzene	ND	570	ug/kg dry	EPA 8260B		50	12/05/17 15:00	12/06/17 15:47	7120119	JG
Dichlorodifluoromethane	ND	570	ug/kg dry	EPA 8260B		50	12/05/17 15:00	12/06/17 15:47	7120119	JG
1,1-Dichloroethane	ND	280	ug/kg dry	EPA 8260B		50	12/05/17 15:00	12/06/17 15:47	7120119	JG
1,2-Dichloroethane	ND	280	ug/kg dry	EPA 8260B		50	12/05/17 15:00	12/06/17 15:47	7120119	JG
1,1-Dichloroethene	ND	280	ug/kg dry	EPA 8260B		50	12/05/17 15:00	12/06/17 15:47	7120119	JG
cis-1,2-Dichloroethene	450	280	ug/kg dry	EPA 8260B		50	12/05/17 15:00	12/06/17 15:47	7120119	JG
trans-1,2-Dichloroethene	ND	280	ug/kg dry	EPA 8260B		50	12/05/17 15:00	12/06/17 15:47	7120119	JG

PACE ANALYTICAL SERVICES, LLC.

Environmental Monitoring & Laboratory Analysis
110 Technology Parkway, Peachtree Corners, GA 30092
(770) 734-4200 FAX (770) 734-4201

WENCK Associates
1080 Holcomb Bridge Road, Building 100, S
Roswell GA, 30076
Attention: Ms. Katie T. Ross

December 08, 2017

Report No.: AAL0043
Client ID: HA-71@8'
Date/Time Sampled: 12/01/2017 12:20:00PM
Matrix: Soil

Project: AMC Dalton
Lab Number ID: AAL0043-17
Date/Time Received: 12/01/2017 2:50:00PM

Analyte	Result	RL	Units	Method	Qual.	DF	Preparation Date	Analytical Date	Batch	Init.
Volatile Organic Compounds by EPA 8260										
1,2-Dichloropropane	ND	280	ug/kg dry	EPA 8260B		50	12/05/17 15:00	12/06/17 15:47	7120119	JG
1,3-Dichloropropane	ND	280	ug/kg dry	EPA 8260B		50	12/05/17 15:00	12/06/17 15:47	7120119	JG
2,2-Dichloropropane	ND	570	ug/kg dry	EPA 8260B		50	12/05/17 15:00	12/06/17 15:47	7120119	JG
1,1-Dichloropropene	ND	570	ug/kg dry	EPA 8260B		50	12/05/17 15:00	12/06/17 15:47	7120119	JG
cis-1,3-Dichloropropene	ND	280	ug/kg dry	EPA 8260B		50	12/05/17 15:00	12/06/17 15:47	7120119	JG
trans-1,3-Dichloropropene	ND	280	ug/kg dry	EPA 8260B		50	12/05/17 15:00	12/06/17 15:47	7120119	JG
Ethylbenzene	ND	280	ug/kg dry	EPA 8260B		50	12/05/17 15:00	12/06/17 15:47	7120119	JG
Isopropylbenzene	ND	570	ug/kg dry	EPA 8260B		50	12/05/17 15:00	12/06/17 15:47	7120119	JG
p-Isopropyltoluene	ND	570	ug/kg dry	EPA 8260B		50	12/05/17 15:00	12/06/17 15:47	7120119	JG
Methyl Butyl Ketone (2-Hexanone)	ND	2800	ug/kg dry	EPA 8260B		50	12/05/17 15:00	12/06/17 15:47	7120119	JG
Methylene Chloride	ND	570	ug/kg dry	EPA 8260B		50	12/05/17 15:00	12/06/17 15:47	7120119	JG
Methyl Ethyl Ketone (2-Butanone)	ND	5700	ug/kg dry	EPA 8260B		50	12/05/17 15:00	12/06/17 15:47	7120119	JG
4-Methyl-2-pentanone (MIBK)	ND	2800	ug/kg dry	EPA 8260B		50	12/05/17 15:00	12/06/17 15:47	7120119	JG
Naphthalene	ND	570	ug/kg dry	EPA 8260B		50	12/05/17 15:00	12/06/17 15:47	7120119	JG
n-Propylbenzene	ND	570	ug/kg dry	EPA 8260B		50	12/05/17 15:00	12/06/17 15:47	7120119	JG
Styrene	ND	280	ug/kg dry	EPA 8260B		50	12/05/17 15:00	12/06/17 15:47	7120119	JG
1,1,1,2-Tetrachloroethane	ND	570	ug/kg dry	EPA 8260B		50	12/05/17 15:00	12/06/17 15:47	7120119	JG
1,1,2,2-Tetrachloroethane	ND	280	ug/kg dry	EPA 8260B		50	12/05/17 15:00	12/06/17 15:47	7120119	JG
Tetrachloroethene	150	110	ug/kg dry	EPA 8260B		50	12/05/17 15:00	12/06/17 15:47	7120119	JG
Toluene	ND	280	ug/kg dry	EPA 8260B		50	12/05/17 15:00	12/06/17 15:47	7120119	JG
1,2,3-Trichlorobenzene	ND	570	ug/kg dry	EPA 8260B		50	12/05/17 15:00	12/06/17 15:47	7120119	JG
1,2,4-Trichlorobenzene	ND	570	ug/kg dry	EPA 8260B		50	12/05/17 15:00	12/06/17 15:47	7120119	JG
1,1,1-Trichloroethane	ND	280	ug/kg dry	EPA 8260B		50	12/05/17 15:00	12/06/17 15:47	7120119	JG
1,1,2-Trichloroethane	ND	280	ug/kg dry	EPA 8260B		50	12/05/17 15:00	12/06/17 15:47	7120119	JG
Trichloroethene	ND	280	ug/kg dry	EPA 8260B		50	12/05/17 15:00	12/06/17 15:47	7120119	JG
Trichlorofluoromethane	ND	570	ug/kg dry	EPA 8260B		50	12/05/17 15:00	12/06/17 15:47	7120119	JG
1,2,3-Trichloropropane	ND	570	ug/kg dry	EPA 8260B		50	12/05/17 15:00	12/06/17 15:47	7120119	JG
1,2,4-Trimethylbenzene	ND	570	ug/kg dry	EPA 8260B		50	12/05/17 15:00	12/06/17 15:47	7120119	JG
1,3,5-Trimethylbenzene	ND	570	ug/kg dry	EPA 8260B		50	12/05/17 15:00	12/06/17 15:47	7120119	JG
Vinyl Acetate	ND	570	ug/kg dry	EPA 8260B		50	12/05/17 15:00	12/06/17 15:47	7120119	JG
Vinyl Chloride	ND	570	ug/kg dry	EPA 8260B		50	12/05/17 15:00	12/06/17 15:47	7120119	JG
m+p-Xylene	ND	280	ug/kg dry	EPA 8260B		50	12/05/17 15:00	12/06/17 15:47	7120119	JG
o-Xylene	ND	280	ug/kg dry	EPA 8260B		50	12/05/17 15:00	12/06/17 15:47	7120119	JG
Xylenes, total	ND	280	ug/kg dry	EPA 8260B		50	12/05/17 15:00	12/06/17 15:47	7120119	JG
Surrogate: Dibromofluoromethane	*89 %*	*80-121*		*EPA 8260B*			*12/05/17 15:00*	*12/6/17 15:47*	*7120119*	
Surrogate: 1,2-Dichloroethane-d4	*101 %*	*70-131*		*EPA 8260B*			*12/05/17 15:00*	*12/6/17 15:47*	*7120119*	

PACE ANALYTICAL SERVICES, LLC.

Environmental Monitoring & Laboratory Analysis
110 Technology Parkway, Peachtree Corners, GA 30092
(770) 734-4200 FAX (770) 734-4201

WENCK Associates
1080 Holcomb Bridge Road, Building 100, S
Roswell GA, 30076
Attention: Ms. Katie T. Ross

December 08, 2017

Report No.: AAL0043
Client ID: HA-71@8'
Date/Time Sampled: 12/01/2017 12:20:00PM
Matrix: Soil

Project: AMC Dalton
Lab Number ID: AAL0043-17
Date/Time Received: 12/01/2017 2:50:00PM

Analyte	Result	RL	Units	Method	Qual.	DF	Preparation Date	Analytical Date	Batch	Init.
Volatile Organic Compounds by EPA 8260										
Surrogate: Toluene-d8	*102 %*	*79-120*		*EPA 8260B*			*12/05/17 15:00*	*12/6/17 15:47*	*7120119*	
Surrogate: 4-Bromofluorobenzene	*108 %*	*80-121*		*EPA 8260B*			*12/05/17 15:00*	*12/6/17 15:47*	*7120119*	

PACE ANALYTICAL SERVICES, LLC.

Environmental Monitoring & Laboratory Analysis
110 Technology Parkway, Peachtree Corners, GA 30092
(770) 734-4200 FAX (770) 734-4201

WENCK Associates
1080 Holcomb Bridge Road, Building 100, S
Roswell GA, 30076
Attention: Ms. Katie T. Ross

December 08, 2017

Report No.: AAL0043
Client ID: HA-71@24'
Date/Time Sampled: 12/01/2017 12:30:00PM
Matrix: Soil

Project: AMC Dalton
Lab Number ID: AAL0043-18
Date/Time Received: 12/01/2017 2:50:00PM

Analyte	Result	RL	Units	Method	Qual.	DF	Preparation Date	Analytical Date	Batch	Init.
General Chemistry										
% Solids	80.9	0.05	% by Weight	SOP Moisture		1	12/05/17 11:15	12/05/17 11:15	7120085	JPT
Volatile Organic Compounds by EPA 8260										
Acetone	ND	110	ug/kg dry	EPA 8260B		1	12/05/17 15:00	12/06/17 16:17	7120119	JG
Acrolein	ND	57	ug/kg dry	EPA 8260B		1	12/05/17 15:00	12/06/17 16:17	7120119	JG
Acrylonitrile	ND	57	ug/kg dry	EPA 8260B		1	12/05/17 15:00	12/06/17 16:17	7120119	JG
Benzene	ND	5.7	ug/kg dry	EPA 8260B		1	12/05/17 15:00	12/06/17 16:17	7120119	JG
Bromobenzene	ND	11	ug/kg dry	EPA 8260B		1	12/05/17 15:00	12/06/17 16:17	7120119	JG
Bromochloromethane	ND	11	ug/kg dry	EPA 8260B		1	12/05/17 15:00	12/06/17 16:17	7120119	JG
Bromodichloromethane	ND	11	ug/kg dry	EPA 8260B		1	12/05/17 15:00	12/06/17 16:17	7120119	JG
Bromoform	ND	11	ug/kg dry	EPA 8260B		1	12/05/17 15:00	12/06/17 16:17	7120119	JG
Bromomethane	ND	11	ug/kg dry	EPA 8260B		1	12/05/17 15:00	12/06/17 16:17	7120119	JG
n-Butylbenzene	ND	11	ug/kg dry	EPA 8260B		1	12/05/17 15:00	12/06/17 16:17	7120119	JG
sec-Butylbenzene	ND	11	ug/kg dry	EPA 8260B		1	12/05/17 15:00	12/06/17 16:17	7120119	JG
tert-Butylbenzene	ND	11	ug/kg dry	EPA 8260B		1	12/05/17 15:00	12/06/17 16:17	7120119	JG
Carbon Disulfide	ND	11	ug/kg dry	EPA 8260B		1	12/05/17 15:00	12/06/17 16:17	7120119	JG
Carbon Tetrachloride	ND	5.7	ug/kg dry	EPA 8260B		1	12/05/17 15:00	12/06/17 16:17	7120119	JG
Chlorobenzene	ND	11	ug/kg dry	EPA 8260B		1	12/05/17 15:00	12/06/17 16:17	7120119	JG
Chloroethane	ND	5.7	ug/kg dry	EPA 8260B		1	12/05/17 15:00	12/06/17 16:17	7120119	JG
Chloroform	ND	5.7	ug/kg dry	EPA 8260B		1	12/05/17 15:00	12/06/17 16:17	7120119	JG
Chloromethane	ND	11	ug/kg dry	EPA 8260B		1	12/05/17 15:00	12/06/17 16:17	7120119	JG
2-Chlorotoluene	ND	11	ug/kg dry	EPA 8260B		1	12/05/17 15:00	12/06/17 16:17	7120119	JG
4-Chlorotoluene	ND	11	ug/kg dry	EPA 8260B		1	12/05/17 15:00	12/06/17 16:17	7120119	JG
Dibromochloromethane	ND	5.7	ug/kg dry	EPA 8260B		1	12/05/17 15:00	12/06/17 16:17	7120119	JG
1,2-Dibromo-3-chloropropane	ND	11	ug/kg dry	EPA 8260B		1	12/05/17 15:00	12/06/17 16:17	7120119	JG
1,2-Dibromoethane	ND	11	ug/kg dry	EPA 8260B		1	12/05/17 15:00	12/06/17 16:17	7120119	JG
Dibromomethane	ND	11	ug/kg dry	EPA 8260B		1	12/05/17 15:00	12/06/17 16:17	7120119	JG
1,2-Dichlorobenzene	ND	11	ug/kg dry	EPA 8260B		1	12/05/17 15:00	12/06/17 16:17	7120119	JG
1,3-Dichlorobenzene	ND	11	ug/kg dry	EPA 8260B		1	12/05/17 15:00	12/06/17 16:17	7120119	JG
1,4-Dichlorobenzene	ND	11	ug/kg dry	EPA 8260B		1	12/05/17 15:00	12/06/17 16:17	7120119	JG
Dichlorodifluoromethane	ND	11	ug/kg dry	EPA 8260B		1	12/05/17 15:00	12/06/17 16:17	7120119	JG
1,1-Dichloroethane	ND	5.7	ug/kg dry	EPA 8260B		1	12/05/17 15:00	12/06/17 16:17	7120119	JG
1,2-Dichloroethane	ND	5.7	ug/kg dry	EPA 8260B		1	12/05/17 15:00	12/06/17 16:17	7120119	JG
1,1-Dichloroethene	ND	5.7	ug/kg dry	EPA 8260B		1	12/05/17 15:00	12/06/17 16:17	7120119	JG
cis-1,2-Dichloroethene	35	5.7	ug/kg dry	EPA 8260B		1	12/05/17 15:00	12/06/17 16:17	7120119	JG
trans-1,2-Dichloroethene	ND	5.7	ug/kg dry	EPA 8260B		1	12/05/17 15:00	12/06/17 16:17	7120119	JG

PACE ANALYTICAL SERVICES, LLC.

Environmental Monitoring & Laboratory Analysis
110 Technology Parkway, Peachtree Corners, GA 30092
(770) 734-4200 FAX (770) 734-4201

WENCK Associates
1080 Holcomb Bridge Road, Building 100, S
Roswell GA, 30076
Attention: Ms. Katie T. Ross

December 08, 2017

Report No.: AAL0043
Client ID: HA-71@24'
Date/Time Sampled: 12/01/2017 12:30:00PM
Matrix: Soil

Project: AMC Dalton
Lab Number ID: AAL0043-18
Date/Time Received: 12/01/2017 2:50:00PM

Analyte	Result	RL	Units	Method	Qual.	DF	Preparation Date	Analytical Date	Batch	Init.
Volatile Organic Compounds by EPA 8260										
1,2-Dichloropropane	ND	5.7	ug/kg dry	EPA 8260B		1	12/05/17 15:00	12/06/17 16:17	7120119	JG
1,3-Dichloropropane	ND	5.7	ug/kg dry	EPA 8260B		1	12/05/17 15:00	12/06/17 16:17	7120119	JG
2,2-Dichloropropane	ND	11	ug/kg dry	EPA 8260B		1	12/05/17 15:00	12/06/17 16:17	7120119	JG
1,1-Dichloropropene	ND	11	ug/kg dry	EPA 8260B		1	12/05/17 15:00	12/06/17 16:17	7120119	JG
cis-1,3-Dichloropropene	ND	5.7	ug/kg dry	EPA 8260B		1	12/05/17 15:00	12/06/17 16:17	7120119	JG
trans-1,3-Dichloropropene	ND	5.7	ug/kg dry	EPA 8260B		1	12/05/17 15:00	12/06/17 16:17	7120119	JG
Ethylbenzene	ND	5.7	ug/kg dry	EPA 8260B		1	12/05/17 15:00	12/06/17 16:17	7120119	JG
Isopropylbenzene	ND	11	ug/kg dry	EPA 8260B		1	12/05/17 15:00	12/06/17 16:17	7120119	JG
p-Isopropyltoluene	ND	11	ug/kg dry	EPA 8260B		1	12/05/17 15:00	12/06/17 16:17	7120119	JG
Methyl Butyl Ketone (2-Hexanone)	ND	57	ug/kg dry	EPA 8260B		1	12/05/17 15:00	12/06/17 16:17	7120119	JG
Methylene Chloride	34	11	ug/kg dry	EPA 8260B		1	12/05/17 15:00	12/06/17 16:17	7120119	JG
Methyl Ethyl Ketone (2-Butanone)	ND	110	ug/kg dry	EPA 8260B		1	12/05/17 15:00	12/06/17 16:17	7120119	JG
4-Methyl-2-pentanone (MIBK)	ND	57	ug/kg dry	EPA 8260B		1	12/05/17 15:00	12/06/17 16:17	7120119	JG
Naphthalene	ND	11	ug/kg dry	EPA 8260B		1	12/05/17 15:00	12/06/17 16:17	7120119	JG
n-Propylbenzene	ND	11	ug/kg dry	EPA 8260B		1	12/05/17 15:00	12/06/17 16:17	7120119	JG
Styrene	ND	5.7	ug/kg dry	EPA 8260B		1	12/05/17 15:00	12/06/17 16:17	7120119	JG
1,1,1,2-Tetrachloroethane	ND	11	ug/kg dry	EPA 8260B		1	12/05/17 15:00	12/06/17 16:17	7120119	JG
1,1,2,2-Tetrachloroethane	ND	5.7	ug/kg dry	EPA 8260B		1	12/05/17 15:00	12/06/17 16:17	7120119	JG
Tetrachloroethene	65	5.7	ug/kg dry	EPA 8260B		1	12/05/17 15:00	12/06/17 16:17	7120119	JG
Toluene	ND	5.7	ug/kg dry	EPA 8260B		1	12/05/17 15:00	12/06/17 16:17	7120119	JG
1,2,3-Trichlorobenzene	ND	11	ug/kg dry	EPA 8260B		1	12/05/17 15:00	12/06/17 16:17	7120119	JG
1,2,4-Trichlorobenzene	ND	11	ug/kg dry	EPA 8260B		1	12/05/17 15:00	12/06/17 16:17	7120119	JG
1,1,1-Trichloroethane	ND	5.7	ug/kg dry	EPA 8260B		1	12/05/17 15:00	12/06/17 16:17	7120119	JG
1,1,2-Trichloroethane	ND	5.7	ug/kg dry	EPA 8260B		1	12/05/17 15:00	12/06/17 16:17	7120119	JG
Trichloroethene	ND	5.7	ug/kg dry	EPA 8260B		1	12/05/17 15:00	12/06/17 16:17	7120119	JG
Trichlorofluoromethane	ND	11	ug/kg dry	EPA 8260B		1	12/05/17 15:00	12/06/17 16:17	7120119	JG
1,2,3-Trichloropropane	ND	11	ug/kg dry	EPA 8260B		1	12/05/17 15:00	12/06/17 16:17	7120119	JG
1,2,4-Trimethylbenzene	ND	11	ug/kg dry	EPA 8260B		1	12/05/17 15:00	12/06/17 16:17	7120119	JG
1,3,5-Trimethylbenzene	ND	11	ug/kg dry	EPA 8260B		1	12/05/17 15:00	12/06/17 16:17	7120119	JG
Vinyl Acetate	ND	11	ug/kg dry	EPA 8260B		1	12/05/17 15:00	12/06/17 16:17	7120119	JG
Vinyl Chloride	ND	11	ug/kg dry	EPA 8260B		1	12/05/17 15:00	12/06/17 16:17	7120119	JG
m+p-Xylene	ND	5.7	ug/kg dry	EPA 8260B		1	12/05/17 15:00	12/06/17 16:17	7120119	JG
o-Xylene	ND	5.7	ug/kg dry	EPA 8260B		1	12/05/17 15:00	12/06/17 16:17	7120119	JG
Xylenes, total	ND	5.7	ug/kg dry	EPA 8260B		1	12/05/17 15:00	12/06/17 16:17	7120119	JG
Surrogate: Dibromofluoromethane	*96 %*	*80-121*		*EPA 8260B*			*12/05/17 15:00*	*12/6/17 16:17*	*7120119*	
Surrogate: 1,2-Dichloroethane-d4	*106 %*	*70-131*		*EPA 8260B*			*12/05/17 15:00*	*12/6/17 16:17*	*7120119*	

PACE ANALYTICAL SERVICES, LLC.

Environmental Monitoring & Laboratory Analysis
110 Technology Parkway, Peachtree Corners, GA 30092
(770) 734-4200 FAX (770) 734-4201

WENCK Associates
1080 Holcomb Bridge Road, Building 100, S
Roswell GA, 30076
Attention: Ms. Katie T. Ross

December 08, 2017

Report No.: AAL0043
Client ID: HA-71@24'
Date/Time Sampled: 12/01/2017 12:30:00PM
Matrix: Soil

Project: AMC Dalton
Lab Number ID: AAL0043-18
Date/Time Received: 12/01/2017 2:50:00PM

Analyte	Result	RL	Units	Method	Qual.	DF	Preparation Date	Analytical Date	Batch	Init.
Volatile Organic Compounds by EPA 8260										
Surrogate: Toluene-d8	*102 %*	*79-120*		*EPA 8260B*			*12/05/17 15:00*	*12/6/17 16:17*	*7120119*	
Surrogate: 4-Bromofluorobenzene	*110 %*	*80-121*		*EPA 8260B*			*12/05/17 15:00*	*12/6/17 16:17*	*7120119*	

PACE ANALYTICAL SERVICES, LLC.

Environmental Monitoring & Laboratory Analysis
110 Technology Parkway, Peachtree Corners, GA 30092
(770) 734-4200 FAX (770) 734-4201

WENCK Associates
1080 Holcomb Bridge Road, Building 100, S
Roswell GA, 30076
Attention: Ms. Katie T. Ross

December 08, 2017

Report No.: AAL0043
Client ID: HA-72@16'
Date/Time Sampled: 12/01/2017 12:10:00PM
Matrix: Soil

Project: AMC Dalton
Lab Number ID: AAL0043-19
Date/Time Received: 12/01/2017 2:50:00PM

Analyte	Result	RL	Units	Method	Qual.	DF	Preparation Date	Analytical Date	Batch	Init.
General Chemistry										
% Solids	77.9	0.04	% by Weight	SOP Moisture		1	12/05/17 11:15	12/05/17 11:15	7120085	JPT
Volatile Organic Compounds by EPA 8260										
Acetone	ND	120	ug/kg dry	EPA 8260B		1	12/05/17 15:00	12/06/17 16:46	7120119	JG
Acrolein	ND	61	ug/kg dry	EPA 8260B		1	12/05/17 15:00	12/06/17 16:46	7120119	JG
Acrylonitrile	ND	61	ug/kg dry	EPA 8260B		1	12/05/17 15:00	12/06/17 16:46	7120119	JG
Benzene	ND	6.1	ug/kg dry	EPA 8260B		1	12/05/17 15:00	12/06/17 16:46	7120119	JG
Bromobenzene	ND	12	ug/kg dry	EPA 8260B		1	12/05/17 15:00	12/06/17 16:46	7120119	JG
Bromochloromethane	ND	12	ug/kg dry	EPA 8260B		1	12/05/17 15:00	12/06/17 16:46	7120119	JG
Bromodichloromethane	ND	12	ug/kg dry	EPA 8260B		1	12/05/17 15:00	12/06/17 16:46	7120119	JG
Bromoform	ND	12	ug/kg dry	EPA 8260B		1	12/05/17 15:00	12/06/17 16:46	7120119	JG
Bromomethane	ND	12	ug/kg dry	EPA 8260B		1	12/05/17 15:00	12/06/17 16:46	7120119	JG
n-Butylbenzene	ND	12	ug/kg dry	EPA 8260B		1	12/05/17 15:00	12/06/17 16:46	7120119	JG
sec-Butylbenzene	ND	12	ug/kg dry	EPA 8260B		1	12/05/17 15:00	12/06/17 16:46	7120119	JG
tert-Butylbenzene	ND	12	ug/kg dry	EPA 8260B		1	12/05/17 15:00	12/06/17 16:46	7120119	JG
Carbon Disulfide	ND	12	ug/kg dry	EPA 8260B		1	12/05/17 15:00	12/06/17 16:46	7120119	JG
Carbon Tetrachloride	ND	6.1	ug/kg dry	EPA 8260B		1	12/05/17 15:00	12/06/17 16:46	7120119	JG
Chlorobenzene	ND	12	ug/kg dry	EPA 8260B		1	12/05/17 15:00	12/06/17 16:46	7120119	JG
Chloroethane	ND	6.1	ug/kg dry	EPA 8260B		1	12/05/17 15:00	12/06/17 16:46	7120119	JG
Chloroform	ND	6.1	ug/kg dry	EPA 8260B		1	12/05/17 15:00	12/06/17 16:46	7120119	JG
Chloromethane	ND	12	ug/kg dry	EPA 8260B		1	12/05/17 15:00	12/06/17 16:46	7120119	JG
2-Chlorotoluene	ND	12	ug/kg dry	EPA 8260B		1	12/05/17 15:00	12/06/17 16:46	7120119	JG
4-Chlorotoluene	ND	12	ug/kg dry	EPA 8260B		1	12/05/17 15:00	12/06/17 16:46	7120119	JG
Dibromochloromethane	ND	6.1	ug/kg dry	EPA 8260B		1	12/05/17 15:00	12/06/17 16:46	7120119	JG
1,2-Dibromo-3-chloropropane	ND	12	ug/kg dry	EPA 8260B		1	12/05/17 15:00	12/06/17 16:46	7120119	JG
1,2-Dibromoethane	ND	12	ug/kg dry	EPA 8260B		1	12/05/17 15:00	12/06/17 16:46	7120119	JG
Dibromomethane	ND	12	ug/kg dry	EPA 8260B		1	12/05/17 15:00	12/06/17 16:46	7120119	JG
1,2-Dichlorobenzene	ND	12	ug/kg dry	EPA 8260B		1	12/05/17 15:00	12/06/17 16:46	7120119	JG
1,3-Dichlorobenzene	ND	12	ug/kg dry	EPA 8260B		1	12/05/17 15:00	12/06/17 16:46	7120119	JG
1,4-Dichlorobenzene	ND	12	ug/kg dry	EPA 8260B		1	12/05/17 15:00	12/06/17 16:46	7120119	JG
Dichlorodifluoromethane	ND	12	ug/kg dry	EPA 8260B		1	12/05/17 15:00	12/06/17 16:46	7120119	JG
1,1-Dichloroethane	ND	6.1	ug/kg dry	EPA 8260B		1	12/05/17 15:00	12/06/17 16:46	7120119	JG
1,2-Dichloroethane	ND	6.1	ug/kg dry	EPA 8260B		1	12/05/17 15:00	12/06/17 16:46	7120119	JG
1,1-Dichloroethene	ND	6.1	ug/kg dry	EPA 8260B		1	12/05/17 15:00	12/06/17 16:46	7120119	JG
cis-1,2-Dichloroethene	80	6.1	ug/kg dry	EPA 8260B		1	12/05/17 15:00	12/06/17 16:46	7120119	JG
trans-1,2-Dichloroethene	ND	6.1	ug/kg dry	EPA 8260B		1	12/05/17 15:00	12/06/17 16:46	7120119	JG

PACE ANALYTICAL SERVICES, LLC.

Environmental Monitoring & Laboratory Analysis
110 Technology Parkway, Peachtree Corners, GA 30092
(770) 734-4200 FAX (770) 734-4201

WENCK Associates
1080 Holcomb Bridge Road, Building 100, S
Roswell GA, 30076
Attention: Ms. Katie T. Ross

December 08, 2017

Report No.: AAL0043
Client ID: HA-72@16'
Date/Time Sampled: 12/01/2017 12:10:00PM
Matrix: Soil

Project: AMC Dalton
Lab Number ID: AAL0043-19
Date/Time Received: 12/01/2017 2:50:00PM

Analyte	Result	RL	Units	Method	Qual.	DF	Preparation Date	Analytical Date	Batch	Init.
Volatile Organic Compounds by EPA 8260										
1,2-Dichloropropane	ND	6.1	ug/kg dry	EPA 8260B		1	12/05/17 15:00	12/06/17 16:46	7120119	JG
1,3-Dichloropropane	ND	6.1	ug/kg dry	EPA 8260B		1	12/05/17 15:00	12/06/17 16:46	7120119	JG
2,2-Dichloropropane	ND	12	ug/kg dry	EPA 8260B		1	12/05/17 15:00	12/06/17 16:46	7120119	JG
1,1-Dichloropropene	ND	12	ug/kg dry	EPA 8260B		1	12/05/17 15:00	12/06/17 16:46	7120119	JG
cis-1,3-Dichloropropene	ND	6.1	ug/kg dry	EPA 8260B		1	12/05/17 15:00	12/06/17 16:46	7120119	JG
trans-1,3-Dichloropropene	ND	6.1	ug/kg dry	EPA 8260B		1	12/05/17 15:00	12/06/17 16:46	7120119	JG
Ethylbenzene	ND	6.1	ug/kg dry	EPA 8260B		1	12/05/17 15:00	12/06/17 16:46	7120119	JG
Isopropylbenzene	ND	12	ug/kg dry	EPA 8260B		1	12/05/17 15:00	12/06/17 16:46	7120119	JG
p-Isopropyltoluene	ND	12	ug/kg dry	EPA 8260B		1	12/05/17 15:00	12/06/17 16:46	7120119	JG
Methyl Butyl Ketone (2-Hexanone)	ND	61	ug/kg dry	EPA 8260B		1	12/05/17 15:00	12/06/17 16:46	7120119	JG
Methylene Chloride	ND	12	ug/kg dry	EPA 8260B		1	12/05/17 15:00	12/06/17 16:46	7120119	JG
Methyl Ethyl Ketone (2-Butanone)	ND	120	ug/kg dry	EPA 8260B		1	12/05/17 15:00	12/06/17 16:46	7120119	JG
4-Methyl-2-pentanone (MIBK)	ND	61	ug/kg dry	EPA 8260B		1	12/05/17 15:00	12/06/17 16:46	7120119	JG
Naphthalene	ND	12	ug/kg dry	EPA 8260B		1	12/05/17 15:00	12/06/17 16:46	7120119	JG
n-Propylbenzene	ND	12	ug/kg dry	EPA 8260B		1	12/05/17 15:00	12/06/17 16:46	7120119	JG
Styrene	ND	6.1	ug/kg dry	EPA 8260B		1	12/05/17 15:00	12/06/17 16:46	7120119	JG
1,1,1,2-Tetrachloroethane	ND	12	ug/kg dry	EPA 8260B		1	12/05/17 15:00	12/06/17 16:46	7120119	JG
1,1,2,2-Tetrachloroethane	ND	6.1	ug/kg dry	EPA 8260B		1	12/05/17 15:00	12/06/17 16:46	7120119	JG
Tetrachloroethene	36	6.1	ug/kg dry	EPA 8260B		1	12/05/17 15:00	12/06/17 16:46	7120119	JG
Toluene	ND	6.1	ug/kg dry	EPA 8260B		1	12/05/17 15:00	12/06/17 16:46	7120119	JG
1,2,3-Trichlorobenzene	ND	12	ug/kg dry	EPA 8260B		1	12/05/17 15:00	12/06/17 16:46	7120119	JG
1,2,4-Trichlorobenzene	ND	12	ug/kg dry	EPA 8260B		1	12/05/17 15:00	12/06/17 16:46	7120119	JG
1,1,1-Trichloroethane	ND	6.1	ug/kg dry	EPA 8260B		1	12/05/17 15:00	12/06/17 16:46	7120119	JG
1,1,2-Trichloroethane	ND	6.1	ug/kg dry	EPA 8260B		1	12/05/17 15:00	12/06/17 16:46	7120119	JG
Trichloroethene	ND	6.1	ug/kg dry	EPA 8260B		1	12/05/17 15:00	12/06/17 16:46	7120119	JG
Trichlorofluoromethane	ND	12	ug/kg dry	EPA 8260B		1	12/05/17 15:00	12/06/17 16:46	7120119	JG
1,2,3-Trichloropropane	ND	12	ug/kg dry	EPA 8260B		1	12/05/17 15:00	12/06/17 16:46	7120119	JG
1,2,4-Trimethylbenzene	ND	12	ug/kg dry	EPA 8260B		1	12/05/17 15:00	12/06/17 16:46	7120119	JG
1,3,5-Trimethylbenzene	ND	12	ug/kg dry	EPA 8260B		1	12/05/17 15:00	12/06/17 16:46	7120119	JG
Vinyl Acetate	ND	12	ug/kg dry	EPA 8260B		1	12/05/17 15:00	12/06/17 16:46	7120119	JG
Vinyl Chloride	ND	12	ug/kg dry	EPA 8260B		1	12/05/17 15:00	12/06/17 16:46	7120119	JG
m+p-Xylene	ND	6.1	ug/kg dry	EPA 8260B		1	12/05/17 15:00	12/06/17 16:46	7120119	JG
o-Xylene	ND	6.1	ug/kg dry	EPA 8260B		1	12/05/17 15:00	12/06/17 16:46	7120119	JG
Xylenes, total	ND	6.1	ug/kg dry	EPA 8260B		1	12/05/17 15:00	12/06/17 16:46	7120119	JG
Surrogate: Dibromofluoromethane	*95 %*	*80-121*		*EPA 8260B*			*12/05/17 15:00*	*12/6/17 16:46*	*7120119*	
Surrogate: 1,2-Dichloroethane-d4	*106 %*	*70-131*		*EPA 8260B*			*12/05/17 15:00*	*12/6/17 16:46*	*7120119*	

PACE ANALYTICAL SERVICES, LLC.

Environmental Monitoring & Laboratory Analysis
110 Technology Parkway, Peachtree Corners, GA 30092
(770) 734-4200 FAX (770) 734-4201

WENCK Associates
1080 Holcomb Bridge Road, Building 100, S
Roswell GA, 30076
Attention: Ms. Katie T. Ross

December 08, 2017

Report No.: AAL0043
Client ID: HA-72@16'
Date/Time Sampled: 12/01/2017 12:10:00PM
Matrix: Soil

Project: AMC Dalton
Lab Number ID: AAL0043-19
Date/Time Received: 12/01/2017 2:50:00PM

Analyte	Result	RL	Units	Method	Qual.	DF	Preparation Date	Analytical Date	Batch	Init.
Volatile Organic Compounds by EPA 8260										
Surrogate: Toluene-d8	*101 %*	*79-120*		*EPA 8260B*			*12/05/17 15:00*	*12/6/17 16:46*	*7120119*	
Surrogate: 4-Bromofluorobenzene	*111 %*	*80-121*		*EPA 8260B*			*12/05/17 15:00*	*12/6/17 16:46*	*7120119*	

PACE ANALYTICAL SERVICES, LLC.

Environmental Monitoring & Laboratory Analysis
110 Technology Parkway, Peachtree Corners, GA 30092
(770) 734-4200 FAX (770) 734-4201

WENCK Associates
1080 Holcomb Bridge Road, Building 100, S
Roswell GA, 30076
Attention: Ms. Katie T. Ross

December 08, 2017

Report No.: AAL0043
Client ID: HA-73@16'
Date/Time Sampled: 12/01/2017 11:50:00AM
Matrix: Soil

Project: AMC Dalton
Lab Number ID: AAL0043-20
Date/Time Received: 12/01/2017 2:50:00PM

Analyte	Result	RL	Units	Method	Qual.	DF	Preparation Date	Analytical Date	Batch	Init.
General Chemistry										
% Solids	77.6	0.04	% by Weight	SOP Moisture		1	12/05/17 11:15	12/05/17 11:15	7120085	JPT
Volatile Organic Compounds by EPA 8260										
Acetone	250	240	ug/kg dry	EPA 8260B		50	12/05/17 15:00	12/06/17 17:16	7120119	JG
Acrolein	ND	56	ug/kg dry	EPA 8260B		1	12/05/17 15:00	12/06/17 22:14	7120119	JG
Acrylonitrile	ND	56	ug/kg dry	EPA 8260B		1	12/05/17 15:00	12/06/17 22:14	7120119	JG
Benzene	ND	5.6	ug/kg dry	EPA 8260B		1	12/05/17 15:00	12/06/17 22:14	7120119	JG
Bromobenzene	ND	11	ug/kg dry	EPA 8260B		1	12/05/17 15:00	12/06/17 22:14	7120119	JG
Bromochloromethane	ND	11	ug/kg dry	EPA 8260B		1	12/05/17 15:00	12/06/17 22:14	7120119	JG
Bromodichloromethane	ND	11	ug/kg dry	EPA 8260B		1	12/05/17 15:00	12/06/17 22:14	7120119	JG
Bromoform	ND	11	ug/kg dry	EPA 8260B		1	12/05/17 15:00	12/06/17 22:14	7120119	JG
Bromomethane	ND	11	ug/kg dry	EPA 8260B		1	12/05/17 15:00	12/06/17 22:14	7120119	JG
n-Butylbenzene	ND	11	ug/kg dry	EPA 8260B		1	12/05/17 15:00	12/06/17 22:14	7120119	JG
sec-Butylbenzene	ND	11	ug/kg dry	EPA 8260B		1	12/05/17 15:00	12/06/17 22:14	7120119	JG
tert-Butylbenzene	ND	11	ug/kg dry	EPA 8260B		1	12/05/17 15:00	12/06/17 22:14	7120119	JG
Carbon Disulfide	ND	11	ug/kg dry	EPA 8260B		1	12/05/17 15:00	12/06/17 22:14	7120119	JG
Carbon Tetrachloride	ND	5.6	ug/kg dry	EPA 8260B		1	12/05/17 15:00	12/06/17 22:14	7120119	JG
Chlorobenzene	ND	11	ug/kg dry	EPA 8260B		1	12/05/17 15:00	12/06/17 22:14	7120119	JG
Chloroethane	ND	5.6	ug/kg dry	EPA 8260B		1	12/05/17 15:00	12/06/17 22:14	7120119	JG
Chloroform	ND	5.6	ug/kg dry	EPA 8260B		1	12/05/17 15:00	12/06/17 22:14	7120119	JG
Chloromethane	ND	11	ug/kg dry	EPA 8260B		1	12/05/17 15:00	12/06/17 22:14	7120119	JG
2-Chlorotoluene	ND	11	ug/kg dry	EPA 8260B		1	12/05/17 15:00	12/06/17 22:14	7120119	JG
4-Chlorotoluene	ND	11	ug/kg dry	EPA 8260B		1	12/05/17 15:00	12/06/17 22:14	7120119	JG
Dibromochloromethane	ND	5.6	ug/kg dry	EPA 8260B		1	12/05/17 15:00	12/06/17 22:14	7120119	JG
1,2-Dibromo-3-chloropropane	ND	11	ug/kg dry	EPA 8260B		1	12/05/17 15:00	12/06/17 22:14	7120119	JG
1,2-Dibromoethane	ND	11	ug/kg dry	EPA 8260B		1	12/05/17 15:00	12/06/17 22:14	7120119	JG
Dibromomethane	ND	11	ug/kg dry	EPA 8260B		1	12/05/17 15:00	12/06/17 22:14	7120119	JG
1,2-Dichlorobenzene	ND	11	ug/kg dry	EPA 8260B		1	12/05/17 15:00	12/06/17 22:14	7120119	JG
1,3-Dichlorobenzene	ND	11	ug/kg dry	EPA 8260B		1	12/05/17 15:00	12/06/17 22:14	7120119	JG
1,4-Dichlorobenzene	ND	11	ug/kg dry	EPA 8260B		1	12/05/17 15:00	12/06/17 22:14	7120119	JG
Dichlorodifluoromethane	ND	11	ug/kg dry	EPA 8260B		1	12/05/17 15:00	12/06/17 22:14	7120119	JG
1,1-Dichloroethane	ND	5.6	ug/kg dry	EPA 8260B		1	12/05/17 15:00	12/06/17 22:14	7120119	JG
1,2-Dichloroethane	ND	5.6	ug/kg dry	EPA 8260B		1	12/05/17 15:00	12/06/17 22:14	7120119	JG
1,1-Dichloroethene	ND	5.6	ug/kg dry	EPA 8260B		1	12/05/17 15:00	12/06/17 22:14	7120119	JG
cis-1,2-Dichloroethene	64	5.6	ug/kg dry	EPA 8260B		1	12/05/17 15:00	12/06/17 22:14	7120119	JG
trans-1,2-Dichloroethene	ND	5.6	ug/kg dry	EPA 8260B		1	12/05/17 15:00	12/06/17 22:14	7120119	JG

PACE ANALYTICAL SERVICES, LLC.

Environmental Monitoring & Laboratory Analysis
110 Technology Parkway, Peachtree Corners, GA 30092
(770) 734-4200 FAX (770) 734-4201

WENCK Associates
1080 Holcomb Bridge Road, Building 100, S
Roswell GA, 30076
Attention: Ms. Katie T. Ross

December 08, 2017

Report No.: AAL0043
Client ID: HA-73@16'
Date/Time Sampled: 12/01/2017 11:50:00AM
Matrix: Soil

Project: AMC Dalton
Lab Number ID: AAL0043-20
Date/Time Received: 12/01/2017 2:50:00PM

Analyte	Result	RL	Units	Method	Qual.	DF	Preparation Date	Analytical Date	Batch	Init.
Volatile Organic Compounds by EPA 8260										
1,2-Dichloropropane	ND	5.6	ug/kg dry	EPA 8260B		1	12/05/17 15:00	12/06/17 22:14	7120119	JG
1,3-Dichloropropane	ND	5.6	ug/kg dry	EPA 8260B		1	12/05/17 15:00	12/06/17 22:14	7120119	JG
2,2-Dichloropropane	ND	11	ug/kg dry	EPA 8260B		1	12/05/17 15:00	12/06/17 22:14	7120119	JG
1,1-Dichloropropene	ND	11	ug/kg dry	EPA 8260B		1	12/05/17 15:00	12/06/17 22:14	7120119	JG
cis-1,3-Dichloropropene	ND	5.6	ug/kg dry	EPA 8260B		1	12/05/17 15:00	12/06/17 22:14	7120119	JG
trans-1,3-Dichloropropene	ND	5.6	ug/kg dry	EPA 8260B		1	12/05/17 15:00	12/06/17 22:14	7120119	JG
Ethylbenzene	ND	5.6	ug/kg dry	EPA 8260B		1	12/05/17 15:00	12/06/17 22:14	7120119	JG
Isopropylbenzene	ND	11	ug/kg dry	EPA 8260B		1	12/05/17 15:00	12/06/17 22:14	7120119	JG
p-Isopropyltoluene	ND	11	ug/kg dry	EPA 8260B		1	12/05/17 15:00	12/06/17 22:14	7120119	JG
Methyl Butyl Ketone (2-Hexanone)	ND	56	ug/kg dry	EPA 8260B		1	12/05/17 15:00	12/06/17 22:14	7120119	JG
Methylene Chloride	100	11	ug/kg dry	EPA 8260B		1	12/05/17 15:00	12/06/17 22:14	7120119	JG
Methyl Ethyl Ketone (2-Butanone)	ND	110	ug/kg dry	EPA 8260B		1	12/05/17 15:00	12/06/17 22:14	7120119	JG
4-Methyl-2-pentanone (MIBK)	ND	56	ug/kg dry	EPA 8260B		1	12/05/17 15:00	12/06/17 22:14	7120119	JG
Naphthalene	ND	11	ug/kg dry	EPA 8260B		1	12/05/17 15:00	12/06/17 22:14	7120119	JG
n-Propylbenzene	ND	11	ug/kg dry	EPA 8260B		1	12/05/17 15:00	12/06/17 22:14	7120119	JG
Styrene	ND	5.6	ug/kg dry	EPA 8260B		1	12/05/17 15:00	12/06/17 22:14	7120119	JG
1,1,1,2-Tetrachloroethane	ND	11	ug/kg dry	EPA 8260B		1	12/05/17 15:00	12/06/17 22:14	7120119	JG
1,1,2,2-Tetrachloroethane	ND	5.6	ug/kg dry	EPA 8260B		1	12/05/17 15:00	12/06/17 22:14	7120119	JG
Tetrachloroethene	70	5.6	ug/kg dry	EPA 8260B		1	12/05/17 15:00	12/06/17 22:14	7120119	JG
Toluene	ND	5.6	ug/kg dry	EPA 8260B		1	12/05/17 15:00	12/06/17 22:14	7120119	JG
1,2,3-Trichlorobenzene	ND	11	ug/kg dry	EPA 8260B		1	12/05/17 15:00	12/06/17 22:14	7120119	JG
1,2,4-Trichlorobenzene	ND	11	ug/kg dry	EPA 8260B		1	12/05/17 15:00	12/06/17 22:14	7120119	JG
1,1,1-Trichloroethane	ND	5.6	ug/kg dry	EPA 8260B		1	12/05/17 15:00	12/06/17 22:14	7120119	JG
1,1,2-Trichloroethane	ND	5.6	ug/kg dry	EPA 8260B		1	12/05/17 15:00	12/06/17 22:14	7120119	JG
Trichloroethene	ND	5.6	ug/kg dry	EPA 8260B		1	12/05/17 15:00	12/06/17 22:14	7120119	JG
Trichlorofluoromethane	ND	11	ug/kg dry	EPA 8260B		1	12/05/17 15:00	12/06/17 22:14	7120119	JG
1,2,3-Trichloropropane	ND	11	ug/kg dry	EPA 8260B		1	12/05/17 15:00	12/06/17 22:14	7120119	JG
1,2,4-Trimethylbenzene	ND	11	ug/kg dry	EPA 8260B		1	12/05/17 15:00	12/06/17 22:14	7120119	JG
1,3,5-Trimethylbenzene	ND	11	ug/kg dry	EPA 8260B		1	12/05/17 15:00	12/06/17 22:14	7120119	JG
Vinyl Acetate	ND	11	ug/kg dry	EPA 8260B		1	12/05/17 15:00	12/06/17 22:14	7120119	JG
Vinyl Chloride	ND	11	ug/kg dry	EPA 8260B		1	12/05/17 15:00	12/06/17 22:14	7120119	JG
m+p-Xylene	ND	5.6	ug/kg dry	EPA 8260B		1	12/05/17 15:00	12/06/17 22:14	7120119	JG
o-Xylene	ND	5.6	ug/kg dry	EPA 8260B		1	12/05/17 15:00	12/06/17 22:14	7120119	JG
Xylenes, total	ND	5.6	ug/kg dry	EPA 8260B		1	12/05/17 15:00	12/06/17 22:14	7120119	JG
Surrogate: Dibromofluoromethane	*94 %*	*80-121*		*EPA 8260B*			*12/05/17 15:00*	*12/6/17 22:14*	*7120119*	
Surrogate: Dibromofluoromethane	*86 %*	*80-121*		*EPA 8260B*			*12/05/17 15:00*	*12/6/17 17:16*	*7120119*	

PACE ANALYTICAL SERVICES, LLC.

Environmental Monitoring & Laboratory Analysis
110 Technology Parkway, Peachtree Corners, GA 30092
(770) 734-4200 FAX (770) 734-4201

WENCK Associates
1080 Holcomb Bridge Road, Building 100, S
Roswell GA, 30076
Attention: Ms. Katie T. Ross

December 08, 2017

Report No.: AAL0043
Client ID: HA-73@16'
Date/Time Sampled: 12/01/2017 11:50:00AM
Matrix: Soil

Project: AMC Dalton
Lab Number ID: AAL0043-20
Date/Time Received: 12/01/2017 2:50:00PM

Analyte	Result	RL	Units	Method	Qual.	DF	Preparation Date	Analytical Date	Batch	Init.
Volatile Organic Compounds by EPA 8260										
Surrogate: 1,2-Dichloroethane-d4	*101 %*	*70-131*		*EPA 8260B*			*12/05/17 15:00*	*12/6/17 17:16*	*7120119*	
Surrogate: 1,2-Dichloroethane-d4	*103 %*	*70-131*		*EPA 8260B*			*12/05/17 15:00*	*12/6/17 22:14*	*7120119*	
Surrogate: Toluene-d8	*99 %*	*79-120*		*EPA 8260B*			*12/05/17 15:00*	*12/6/17 22:14*	*7120119*	
Surrogate: Toluene-d8	*103 %*	*79-120*		*EPA 8260B*			*12/05/17 15:00*	*12/6/17 17:16*	*7120119*	
Surrogate: 4-Bromofluorobenzene	*108 %*	*80-121*		*EPA 8260B*			*12/05/17 15:00*	*12/6/17 17:16*	*7120119*	
Surrogate: 4-Bromofluorobenzene	*106 %*	*80-121*		*EPA 8260B*			*12/05/17 15:00*	*12/6/17 22:14*	*7120119*	

PACE ANALYTICAL SERVICES, LLC.

Environmental Monitoring & Laboratory Analysis
110 Technology Parkway, Peachtree Corners, GA 30092
(770) 734-4200 FAX (770) 734-4201

WENCK Associates
1080 Holcomb Bridge Road, Building 100, S
Roswell GA, 30076
Attention: Ms. Katie T. Ross

December 08, 2017

Report No.: AAL0043
Client ID: HA-73@22'
Date/Time Sampled: 12/01/2017 12:00:00PM
Matrix: Soil

Project: AMC Dalton
Lab Number ID: AAL0043-21
Date/Time Received: 12/01/2017 2:50:00PM

Analyte	Result	RL	Units	Method	Qual.	DF	Preparation Date	Analytical Date	Batch	Init.
General Chemistry										
% Solids	77.7	0.04	% by Weight	SOP Moisture		1	12/05/17 11:15	12/05/17 11:15	7120085	JPT
Volatile Organic Compounds by EPA 8260										
Acetone	740	520	ug/kg dry	EPA 8260B		50	12/05/17 15:00	12/06/17 17:46	7120119	JG
Acrolein	ND	2600	ug/kg dry	EPA 8260B		50	12/05/17 15:00	12/06/17 17:46	7120119	JG
Acrylonitrile	ND	2600	ug/kg dry	EPA 8260B		50	12/05/17 15:00	12/06/17 17:46	7120119	JG
Benzene	ND	260	ug/kg dry	EPA 8260B		50	12/05/17 15:00	12/06/17 17:46	7120119	JG
Bromobenzene	ND	520	ug/kg dry	EPA 8260B		50	12/05/17 15:00	12/06/17 17:46	7120119	JG
Bromochloromethane	ND	520	ug/kg dry	EPA 8260B		50	12/05/17 15:00	12/06/17 17:46	7120119	JG
Bromodichloromethane	ND	520	ug/kg dry	EPA 8260B		50	12/05/17 15:00	12/06/17 17:46	7120119	JG
Bromoform	ND	520	ug/kg dry	EPA 8260B		50	12/05/17 15:00	12/06/17 17:46	7120119	JG
Bromomethane	ND	520	ug/kg dry	EPA 8260B		50	12/05/17 15:00	12/06/17 17:46	7120119	JG
n-Butylbenzene	ND	520	ug/kg dry	EPA 8260B		50	12/05/17 15:00	12/06/17 17:46	7120119	JG
sec-Butylbenzene	ND	520	ug/kg dry	EPA 8260B		50	12/05/17 15:00	12/06/17 17:46	7120119	JG
tert-Butylbenzene	ND	520	ug/kg dry	EPA 8260B		50	12/05/17 15:00	12/06/17 17:46	7120119	JG
Carbon Disulfide	ND	520	ug/kg dry	EPA 8260B		50	12/05/17 15:00	12/06/17 17:46	7120119	JG
Carbon Tetrachloride	ND	260	ug/kg dry	EPA 8260B		50	12/05/17 15:00	12/06/17 17:46	7120119	JG
Chlorobenzene	ND	520	ug/kg dry	EPA 8260B		50	12/05/17 15:00	12/06/17 17:46	7120119	JG
Chloroethane	ND	260	ug/kg dry	EPA 8260B		50	12/05/17 15:00	12/06/17 17:46	7120119	JG
Chloroform	ND	260	ug/kg dry	EPA 8260B		50	12/05/17 15:00	12/06/17 17:46	7120119	JG
Chloromethane	ND	520	ug/kg dry	EPA 8260B		50	12/05/17 15:00	12/06/17 17:46	7120119	JG
2-Chlorotoluene	ND	520	ug/kg dry	EPA 8260B		50	12/05/17 15:00	12/06/17 17:46	7120119	JG
4-Chlorotoluene	ND	520	ug/kg dry	EPA 8260B		50	12/05/17 15:00	12/06/17 17:46	7120119	JG
Dibromochloromethane	ND	260	ug/kg dry	EPA 8260B		50	12/05/17 15:00	12/06/17 17:46	7120119	JG
1,2-Dibromo-3-chloropropane	ND	520	ug/kg dry	EPA 8260B		50	12/05/17 15:00	12/06/17 17:46	7120119	JG
1,2-Dibromoethane	ND	520	ug/kg dry	EPA 8260B		50	12/05/17 15:00	12/06/17 17:46	7120119	JG
Dibromomethane	ND	520	ug/kg dry	EPA 8260B		50	12/05/17 15:00	12/06/17 17:46	7120119	JG
1,2-Dichlorobenzene	ND	520	ug/kg dry	EPA 8260B		50	12/05/17 15:00	12/06/17 17:46	7120119	JG
1,3-Dichlorobenzene	ND	520	ug/kg dry	EPA 8260B		50	12/05/17 15:00	12/06/17 17:46	7120119	JG
1,4-Dichlorobenzene	ND	520	ug/kg dry	EPA 8260B		50	12/05/17 15:00	12/06/17 17:46	7120119	JG
Dichlorodifluoromethane	ND	520	ug/kg dry	EPA 8260B		50	12/05/17 15:00	12/06/17 17:46	7120119	JG
1,1-Dichloroethane	ND	260	ug/kg dry	EPA 8260B		50	12/05/17 15:00	12/06/17 17:46	7120119	JG
1,2-Dichloroethane	ND	260	ug/kg dry	EPA 8260B		50	12/05/17 15:00	12/06/17 17:46	7120119	JG
1,1-Dichloroethene	ND	260	ug/kg dry	EPA 8260B		50	12/05/17 15:00	12/06/17 17:46	7120119	JG
cis-1,2-Dichloroethene	ND	260	ug/kg dry	EPA 8260B		50	12/05/17 15:00	12/06/17 17:46	7120119	JG
trans-1,2-Dichloroethene	ND	260	ug/kg dry	EPA 8260B		50	12/05/17 15:00	12/06/17 17:46	7120119	JG

PACE ANALYTICAL SERVICES, LLC.

Environmental Monitoring & Laboratory Analysis
110 Technology Parkway, Peachtree Corners, GA 30092
(770) 734-4200 FAX (770) 734-4201

WENCK Associates
1080 Holcomb Bridge Road, Building 100, S
Roswell GA, 30076
Attention: Ms. Katie T. Ross

December 08, 2017

Report No.: AAL0043
Client ID: HA-73@22'
Date/Time Sampled: 12/01/2017 12:00:00PM
Matrix: Soil

Project: AMC Dalton
Lab Number ID: AAL0043-21
Date/Time Received: 12/01/2017 2:50:00PM

Analyte	Result	RL	Units	Method	Qual.	DF	Preparation Date	Analytical Date	Batch	Init.
Volatile Organic Compounds by EPA 8260										
1,2-Dichloropropane	ND	260	ug/kg dry	EPA 8260B		50	12/05/17 15:00	12/06/17 17:46	7120119	JG
1,3-Dichloropropane	ND	260	ug/kg dry	EPA 8260B		50	12/05/17 15:00	12/06/17 17:46	7120119	JG
2,2-Dichloropropane	ND	520	ug/kg dry	EPA 8260B		50	12/05/17 15:00	12/06/17 17:46	7120119	JG
1,1-Dichloropropene	ND	520	ug/kg dry	EPA 8260B		50	12/05/17 15:00	12/06/17 17:46	7120119	JG
cis-1,3-Dichloropropene	ND	260	ug/kg dry	EPA 8260B		50	12/05/17 15:00	12/06/17 17:46	7120119	JG
trans-1,3-Dichloropropene	ND	260	ug/kg dry	EPA 8260B		50	12/05/17 15:00	12/06/17 17:46	7120119	JG
Ethylbenzene	ND	260	ug/kg dry	EPA 8260B		50	12/05/17 15:00	12/06/17 17:46	7120119	JG
Isopropylbenzene	ND	520	ug/kg dry	EPA 8260B		50	12/05/17 15:00	12/06/17 17:46	7120119	JG
p-Isopropyltoluene	ND	520	ug/kg dry	EPA 8260B		50	12/05/17 15:00	12/06/17 17:46	7120119	JG
Methyl Butyl Ketone (2-Hexanone)	ND	2600	ug/kg dry	EPA 8260B		50	12/05/17 15:00	12/06/17 17:46	7120119	JG
Methylene Chloride	120	100	ug/kg dry	EPA 8260B		50	12/05/17 15:00	12/06/17 17:46	7120119	JG
Methyl Ethyl Ketone (2-Butanone)	ND	5200	ug/kg dry	EPA 8260B		50	12/05/17 15:00	12/06/17 17:46	7120119	JG
4-Methyl-2-pentanone (MIBK)	ND	2600	ug/kg dry	EPA 8260B		50	12/05/17 15:00	12/06/17 17:46	7120119	JG
Naphthalene	ND	520	ug/kg dry	EPA 8260B		50	12/05/17 15:00	12/06/17 17:46	7120119	JG
n-Propylbenzene	ND	520	ug/kg dry	EPA 8260B		50	12/05/17 15:00	12/06/17 17:46	7120119	JG
Styrene	ND	260	ug/kg dry	EPA 8260B		50	12/05/17 15:00	12/06/17 17:46	7120119	JG
1,1,1,2-Tetrachloroethane	ND	520	ug/kg dry	EPA 8260B		50	12/05/17 15:00	12/06/17 17:46	7120119	JG
1,1,2,2-Tetrachloroethane	ND	260	ug/kg dry	EPA 8260B		50	12/05/17 15:00	12/06/17 17:46	7120119	JG
Tetrachloroethene	250	100	ug/kg dry	EPA 8260B		50	12/05/17 15:00	12/06/17 17:46	7120119	JG
Toluene	ND	260	ug/kg dry	EPA 8260B		50	12/05/17 15:00	12/06/17 17:46	7120119	JG
1,2,3-Trichlorobenzene	ND	520	ug/kg dry	EPA 8260B		50	12/05/17 15:00	12/06/17 17:46	7120119	JG
1,2,4-Trichlorobenzene	ND	520	ug/kg dry	EPA 8260B		50	12/05/17 15:00	12/06/17 17:46	7120119	JG
1,1,1-Trichloroethane	ND	260	ug/kg dry	EPA 8260B		50	12/05/17 15:00	12/06/17 17:46	7120119	JG
1,1,2-Trichloroethane	ND	260	ug/kg dry	EPA 8260B		50	12/05/17 15:00	12/06/17 17:46	7120119	JG
Trichloroethene	ND	260	ug/kg dry	EPA 8260B		50	12/05/17 15:00	12/06/17 17:46	7120119	JG
Trichlorofluoromethane	ND	520	ug/kg dry	EPA 8260B		50	12/05/17 15:00	12/06/17 17:46	7120119	JG
1,2,3-Trichloropropane	ND	520	ug/kg dry	EPA 8260B		50	12/05/17 15:00	12/06/17 17:46	7120119	JG
1,2,4-Trimethylbenzene	ND	520	ug/kg dry	EPA 8260B		50	12/05/17 15:00	12/06/17 17:46	7120119	JG
1,3,5-Trimethylbenzene	ND	520	ug/kg dry	EPA 8260B		50	12/05/17 15:00	12/06/17 17:46	7120119	JG
Vinyl Acetate	ND	520	ug/kg dry	EPA 8260B		50	12/05/17 15:00	12/06/17 17:46	7120119	JG
Vinyl Chloride	ND	520	ug/kg dry	EPA 8260B		50	12/05/17 15:00	12/06/17 17:46	7120119	JG
m+p-Xylene	ND	260	ug/kg dry	EPA 8260B		50	12/05/17 15:00	12/06/17 17:46	7120119	JG
o-Xylene	ND	260	ug/kg dry	EPA 8260B		50	12/05/17 15:00	12/06/17 17:46	7120119	JG
Xylenes, total	ND	260	ug/kg dry	EPA 8260B		50	12/05/17 15:00	12/06/17 17:46	7120119	JG
Surrogate: Dibromofluoromethane	*87 %*	*80-121*		*EPA 8260B*			*12/05/17 15:00*	*12/6/17 17:46*	*7120119*	
Surrogate: 1,2-Dichloroethane-d4	*101 %*	*70-131*		*EPA 8260B*			*12/05/17 15:00*	*12/6/17 17:46*	*7120119*	

PACE ANALYTICAL SERVICES, LLC.

Environmental Monitoring & Laboratory Analysis
110 Technology Parkway, Peachtree Corners, GA 30092
(770) 734-4200 FAX (770) 734-4201

WENCK Associates
1080 Holcomb Bridge Road, Building 100, S
Roswell GA, 30076
Attention: Ms. Katie T. Ross

December 08, 2017

Report No.: AAL0043
Client ID: HA-73@22'
Date/Time Sampled: 12/01/2017 12:00:00PM
Matrix: Soil

Project: AMC Dalton
Lab Number ID: AAL0043-21
Date/Time Received: 12/01/2017 2:50:00PM

Analyte	Result	RL	Units	Method	Qual.	DF	Preparation Date	Analytical Date	Batch	Init.
Volatile Organic Compounds by EPA 8260										
Surrogate: Toluene-d8	*104 %*	*79-120*		*EPA 8260B*			*12/05/17 15:00*	*12/6/17 17:46*	*7120119*	
Surrogate: 4-Bromofluorobenzene	*108 %*	*80-121*		*EPA 8260B*			*12/05/17 15:00*	*12/6/17 17:46*	*7120119*	

PACE ANALYTICAL SERVICES, LLC.

Environmental Monitoring & Laboratory Analysis
110 Technology Parkway, Peachtree Corners, GA 30092
(770) 734-4200 FAX (770) 734-4201

WENCK Associates
1080 Holcomb Bridge Road, Building 100, S
Roswell GA, 30076
Attention: Ms. Katie T. Ross

December 08, 2017

Report No.: AAL0043
Client ID: Trip Blank
Date/Time Sampled: 11/30/2017 12:00:00AM
Matrix: Water

Project: AMC Dalton
Lab Number ID: AAL0043-22
Date/Time Received: 12/01/2017 2:50:00PM

Analyte	Result	RL	Units	Method	Qual.	DF	Preparation Date	Analytical Date	Batch	Init.
Volatile Organic Compounds by EPA 8260										
Acetone	ND	100	ug/L	EPA 8260B		1	12/04/17 11:00	12/04/17 14:39	7120047	RAC
Acrolein	ND	50	ug/L	EPA 8260B		1	12/04/17 11:00	12/04/17 14:39	7120047	RAC
Acrylonitrile	ND	50	ug/L	EPA 8260B		1	12/04/17 11:00	12/04/17 14:39	7120047	RAC
Allyl Chloride (3-Chloropropylene)	ND	10	ug/L	EPA 8260B		1	12/04/17 11:00	12/04/17 14:39	7120047	RAC
Benzene	ND	2.0	ug/L	EPA 8260B		1	12/04/17 11:00	12/04/17 14:39	7120047	RAC
Bromobenzene	ND	10	ug/L	EPA 8260B		1	12/04/17 11:00	12/04/17 14:39	7120047	RAC
Bromochloromethane	ND	10	ug/L	EPA 8260B		1	12/04/17 11:00	12/04/17 14:39	7120047	RAC
Bromodichloromethane	ND	10	ug/L	EPA 8260B		1	12/04/17 11:00	12/04/17 14:39	7120047	RAC
Bromoform	ND	10	ug/L	EPA 8260B		1	12/04/17 11:00	12/04/17 14:39	7120047	RAC
Bromomethane	ND	10	ug/L	EPA 8260B		1	12/04/17 11:00	12/04/17 14:39	7120047	RAC
n-Butylbenzene	ND	10	ug/L	EPA 8260B		1	12/04/17 11:00	12/04/17 14:39	7120047	RAC
sec-Butylbenzene	ND	10	ug/L	EPA 8260B		1	12/04/17 11:00	12/04/17 14:39	7120047	RAC
tert-Butylbenzene	ND	10	ug/L	EPA 8260B		1	12/04/17 11:00	12/04/17 14:39	7120047	RAC
Carbon Disulfide	ND	10	ug/L	EPA 8260B		1	12/04/17 11:00	12/04/17 14:39	7120047	RAC
Carbon Tetrachloride	ND	2.0	ug/L	EPA 8260B		1	12/04/17 11:00	12/04/17 14:39	7120047	RAC
Chlorobenzene	ND	10	ug/L	EPA 8260B		1	12/04/17 11:00	12/04/17 14:39	7120047	RAC
1-Chlorobutane	ND	10	ug/L	EPA 8260B		1	12/04/17 11:00	12/04/17 14:39	7120047	RAC
Chloroethane	ND	5.0	ug/L	EPA 8260B		1	12/04/17 11:00	12/04/17 14:39	7120047	RAC
Chloroform	ND	2.0	ug/L	EPA 8260B		1	12/04/17 11:00	12/04/17 14:39	7120047	RAC
Chloromethane	ND	10	ug/L	EPA 8260B		1	12/04/17 11:00	12/04/17 14:39	7120047	RAC
2-Chlorotoluene	ND	10	ug/L	EPA 8260B		1	12/04/17 11:00	12/04/17 14:39	7120047	RAC
4-Chlorotoluene	ND	10	ug/L	EPA 8260B		1	12/04/17 11:00	12/04/17 14:39	7120047	RAC
Dibromochloromethane	ND	10	ug/L	EPA 8260B		1	12/04/17 11:00	12/04/17 14:39	7120047	RAC
1,2-Dibromo-3-chloropropane	ND	10	ug/L	EPA 8260B		1	12/04/17 11:00	12/04/17 14:39	7120047	RAC
1,2-Dibromoethane	ND	10	ug/L	EPA 8260B		1	12/04/17 11:00	12/04/17 14:39	7120047	RAC
Dibromomethane	ND	10	ug/L	EPA 8260B		1	12/04/17 11:00	12/04/17 14:39	7120047	RAC
1,2-Dichlorobenzene	ND	10	ug/L	EPA 8260B		1	12/04/17 11:00	12/04/17 14:39	7120047	RAC
1,3-Dichlorobenzene	ND	10	ug/L	EPA 8260B		1	12/04/17 11:00	12/04/17 14:39	7120047	RAC
1,4-Dichlorobenzene	ND	10	ug/L	EPA 8260B		1	12/04/17 11:00	12/04/17 14:39	7120047	RAC
trans-1,4-Dichloro-2-butene	ND	5.0	ug/L	EPA 8260B		1	12/04/17 11:00	12/04/17 14:39	7120047	RAC
Dichlorodifluoromethane	ND	10	ug/L	EPA 8260B		1	12/04/17 11:00	12/04/17 14:39	7120047	RAC
1,1-Dichloroethane	ND	2.0	ug/L	EPA 8260B		1	12/04/17 11:00	12/04/17 14:39	7120047	RAC
1,2-Dichloroethane	ND	2.0	ug/L	EPA 8260B		1	12/04/17 11:00	12/04/17 14:39	7120047	RAC
1,1-Dichloroethene	ND	2.0	ug/L	EPA 8260B		1	12/04/17 11:00	12/04/17 14:39	7120047	RAC
cis-1,2-Dichloroethene	ND	2.0	ug/L	EPA 8260B		1	12/04/17 11:00	12/04/17 14:39	7120047	RAC
trans-1,2-Dichloroethene	ND	2.0	ug/L	EPA 8260B		1	12/04/17 11:00	12/04/17 14:39	7120047	RAC

PACE ANALYTICAL SERVICES, LLC.

Environmental Monitoring & Laboratory Analysis
110 Technology Parkway, Peachtree Corners, GA 30092
(770) 734-4200 FAX (770) 734-4201

WENCK Associates
1080 Holcomb Bridge Road, Building 100, S
Roswell GA, 30076
Attention: Ms. Katie T. Ross

December 08, 2017

Report No.: AAL0043
Client ID: Trip Blank
Date/Time Sampled: 11/30/2017 12:00:00AM
Matrix: Water

Project: AMC Dalton
Lab Number ID: AAL0043-22
Date/Time Received: 12/01/2017 2:50:00PM

Analyte	Result	RL	Units	Method	Qual.	DF	Preparation Date	Analytical Date	Batch	Init.
Volatile Organic Compounds by EPA 8260										
1,2-Dichloropropane	ND	2.0	ug/L	EPA 8260B		1	12/04/17 11:00	12/04/17 14:39	7120047	RAC
1,3-Dichloropropane	ND	2.0	ug/L	EPA 8260B		1	12/04/17 11:00	12/04/17 14:39	7120047	RAC
2,2-Dichloropropane	ND	10	ug/L	EPA 8260B		1	12/04/17 11:00	12/04/17 14:39	7120047	RAC
1,1-Dichloropropene	ND	10	ug/L	EPA 8260B		1	12/04/17 11:00	12/04/17 14:39	7120047	RAC
cis-1,3-Dichloropropene	ND	2.0	ug/L	EPA 8260B		1	12/04/17 11:00	12/04/17 14:39	7120047	RAC
trans-1,3-Dichloropropene	ND	2.0	ug/L	EPA 8260B		1	12/04/17 11:00	12/04/17 14:39	7120047	RAC
Ethylbenzene	ND	2.0	ug/L	EPA 8260B		1	12/04/17 11:00	12/04/17 14:39	7120047	RAC
Ethyl Methacrylate	ND	10	ug/L	EPA 8260B		1	12/04/17 11:00	12/04/17 14:39	7120047	RAC
Hexachlorobutadiene	ND	10	ug/L	EPA 8260B		1	12/04/17 11:00	12/04/17 14:39	7120047	RAC
p-Isopropyltoluene	ND	10	ug/L	EPA 8260B		1	12/04/17 11:00	12/04/17 14:39	7120047	RAC
Hexachloroethane	ND	10	ug/L	EPA 8260B		1	12/04/17 11:00	12/04/17 14:39	7120047	RAC
Iodomethane	ND	10	ug/L	EPA 8260B		1	12/04/17 11:00	12/04/17 14:39	7120047	RAC
Isopropylbenzene	ND	10	ug/L	EPA 8260B		1	12/04/17 11:00	12/04/17 14:39	7120047	RAC
Methacrylonitrile	ND	10	ug/L	EPA 8260B		1	12/04/17 11:00	12/04/17 14:39	7120047	RAC
Methyl Acrylate	ND	10	ug/L	EPA 8260B		1	12/04/17 11:00	12/04/17 14:39	7120047	RAC
Methyl Butyl Ketone (2-Hexanone)	ND	10	ug/L	EPA 8260B		1	12/04/17 11:00	12/04/17 14:39	7120047	RAC
Methylene Chloride	ND	5.0	ug/L	EPA 8260B		1	12/04/17 11:00	12/04/17 14:39	7120047	RAC
Methyl Ethyl Ketone (2-Butanone)	ND	100	ug/L	EPA 8260B		1	12/04/17 11:00	12/04/17 14:39	7120047	RAC
Methyl Methacrylate	ND	10	ug/L	EPA 8260B		1	12/04/17 11:00	12/04/17 14:39	7120047	RAC
4-Methyl-2-pentanone (MIBK)	ND	10	ug/L	EPA 8260B		1	12/04/17 11:00	12/04/17 14:39	7120047	RAC
Methyl-tert-Butyl Ether	ND	10	ug/L	EPA 8260B		1	12/04/17 11:00	12/04/17 14:39	7120047	RAC
Naphthalene	ND	10	ug/L	EPA 8260B		1	12/04/17 11:00	12/04/17 14:39	7120047	RAC
2-Nitropropane	ND	10	ug/L	EPA 8260B		1	12/04/17 11:00	12/04/17 14:39	7120047	RAC
Propionitrile (Ethyl Cyanide)	ND	20	ug/L	EPA 8260B		1	12/04/17 11:00	12/04/17 14:39	7120047	RAC
n-Propylbenzene	ND	10	ug/L	EPA 8260B		1	12/04/17 11:00	12/04/17 14:39	7120047	RAC
Styrene	ND	5.0	ug/L	EPA 8260B		1	12/04/17 11:00	12/04/17 14:39	7120047	RAC
1,1,1,2-Tetrachloroethane	ND	2.0	ug/L	EPA 8260B		1	12/04/17 11:00	12/04/17 14:39	7120047	RAC
1,1,2,2-Tetrachloroethane	ND	2.0	ug/L	EPA 8260B		1	12/04/17 11:00	12/04/17 14:39	7120047	RAC
Tetrachloroethene	ND	2.0	ug/L	EPA 8260B		1	12/04/17 11:00	12/04/17 14:39	7120047	RAC
Tetrahydrofuran	ND	10	ug/L	EPA 8260B		1	12/04/17 11:00	12/04/17 14:39	7120047	RAC
Toluene	ND	2.0	ug/L	EPA 8260B		1	12/04/17 11:00	12/04/17 14:39	7120047	RAC
1,2,3-Trichlorobenzene	ND	10	ug/L	EPA 8260B		1	12/04/17 11:00	12/04/17 14:39	7120047	RAC
1,2,4-Trichlorobenzene	ND	10	ug/L	EPA 8260B		1	12/04/17 11:00	12/04/17 14:39	7120047	RAC
1,1,1-Trichloroethane	ND	2.0	ug/L	EPA 8260B		1	12/04/17 11:00	12/04/17 14:39	7120047	RAC
1,1,2-Trichloroethane	ND	2.0	ug/L	EPA 8260B		1	12/04/17 11:00	12/04/17 14:39	7120047	RAC
Trichloroethene	ND	2.0	ug/L	EPA 8260B		1	12/04/17 11:00	12/04/17 14:39	7120047	RAC

PACE ANALYTICAL SERVICES, LLC.

Environmental Monitoring & Laboratory Analysis
110 Technology Parkway, Peachtree Corners, GA 30092
(770) 734-4200 FAX (770) 734-4201

WENCK Associates
1080 Holcomb Bridge Road, Building 100, S
Roswell GA, 30076
Attention: Ms. Katie T. Ross

December 08, 2017

Report No.: AAL0043
Client ID: Trip Blank
Date/Time Sampled: 11/30/2017 12:00:00AM
Matrix: Water

Project: AMC Dalton
Lab Number ID: AAL0043-22
Date/Time Received: 12/01/2017 2:50:00PM

Analyte	Result	RL	Units	Method	Qual.	DF	Preparation Date	Analytical Date	Batch	Init.
Volatile Organic Compounds by EPA 8260										
Trichlorofluoromethane	ND	10	ug/L	EPA 8260B		1	12/04/17 11:00	12/04/17 14:39	7120047	RAC
1,2,3-Trichloropropane	ND	10	ug/L	EPA 8260B		1	12/04/17 11:00	12/04/17 14:39	7120047	RAC
1,2,4-Trimethylbenzene	ND	10	ug/L	EPA 8260B		1	12/04/17 11:00	12/04/17 14:39	7120047	RAC
1,3,5-Trimethylbenzene	ND	10	ug/L	EPA 8260B		1	12/04/17 11:00	12/04/17 14:39	7120047	RAC
Vinyl Acetate	ND	10	ug/L	EPA 8260B		1	12/04/17 11:00	12/04/17 14:39	7120047	RAC
Vinyl Chloride	ND	2.0	ug/L	EPA 8260B		1	12/04/17 11:00	12/04/17 14:39	7120047	RAC
m+p-Xylene	ND	5.0	ug/L	EPA 8260B		1	12/04/17 11:00	12/04/17 14:39	7120047	RAC
o-Xylene	ND	5.0	ug/L	EPA 8260B		1	12/04/17 11:00	12/04/17 14:39	7120047	RAC
Xylenes, total	ND	5.0	ug/L	EPA 8260B		1	12/04/17 11:00	12/04/17 14:39	7120047	RAC
Surrogate: Dibromofluoromethane	*90 %*	*80-120*		*EPA 8260B*			*12/04/17 11:00*	*12/4/17 14:39*	*7120047*	
Surrogate: 1,2-Dichloroethane-d4	*96 %*	*78-120*		*EPA 8260B*			*12/04/17 11:00*	*12/4/17 14:39*	*7120047*	
Surrogate: Toluene-d8	*104 %*	*80-120*		*EPA 8260B*			*12/04/17 11:00*	*12/4/17 14:39*	*7120047*	
Surrogate: 4-Bromofluorobenzene	*103 %*	*80-120*		*EPA 8260B*			*12/04/17 11:00*	*12/4/17 14:39*	*7120047*	

PACE ANALYTICAL SERVICES, LLC.

Environmental Monitoring & Laboratory Analysis
110 Technology Parkway, Peachtree Corners, GA 30092
(770) 734-4200 FAX (770) 734-4201

WENCK Associates
1080 Holcomb Bridge Road, Building 100, S
Roswell GA, 30076
Attention: Ms. Katie T. Ross

December 08, 2017

Report No.: AAL0043

General Chemistry - Quality Control

Analyte	Result	Reporting Limit	Units	Spike Level	Source Result	%REC	%REC Limits	RPD	RPD Limit	Qual
Batch 7120039 - % Solids										
Duplicate (7120039-DUP1)		**Source: AAL0002-01**			Prepared & Analyzed: 12/04/17					
% Solids	79.2	0.04	% by Weight		79.3			0.05	10	
Duplicate (7120039-DUP2)		**Source: AAL0060-02**			Prepared & Analyzed: 12/04/17					
% Solids	88.0	0.04	% by Weight		88.3			0.3	10	
Batch 7120085 - % Solids										
Duplicate (7120085-DUP1)		**Source: AAL0046-01**			Prepared & Analyzed: 12/05/17					
% Solids	78.6	0.04	% by Weight		78.8			0.3	10	
Duplicate (7120085-DUP2)		**Source: AAL0046-03**			Prepared & Analyzed: 12/05/17					
% Solids	86.8	0.04	% by Weight		86.5			0.4	10	

PACE ANALYTICAL SERVICES, LLC.

Environmental Monitoring & Laboratory Analysis
110 Technology Parkway, Peachtree Corners, GA 30092
(770) 734-4200 FAX (770) 734-4201

WENCK Associates
1080 Holcomb Bridge Road, Building 100, S
Roswell GA, 30076
Attention: Ms. Katie T. Ross

December 08, 2017

Report No.: AAL0043

Volatile Organic Compounds by EPA 8260 - Quality Control

Analyte	Result	Reporting Limit	Units	Spike Level	Source Result	%REC	%REC Limits	RPD	RPD Limit	Qual
Batch 7120047 - EPA 5030B										
Blank (7120047-BLK1)					Prepared & Analyzed: 12/04/17					
Acetone	ND	100	ug/L							
Acrolein	ND	50	ug/L							
Acrylonitrile	ND	50	ug/L							
Allyl Chloride (3-Chloropropylene)	ND	10	ug/L							
Benzene	ND	2.0	ug/L							
Bromobenzene	ND	10	ug/L							
Bromochloromethane	ND	10	ug/L							
Bromodichloromethane	ND	10	ug/L							
Bromoform	ND	10	ug/L							
Bromomethane	ND	10	ug/L							
n-Butylbenzene	ND	10	ug/L							
sec-Butylbenzene	ND	10	ug/L							
tert-Butylbenzene	ND	10	ug/L							
Carbon Disulfide	ND	10	ug/L							
Carbon Tetrachloride	ND	2.0	ug/L							
Chlorobenzene	ND	10	ug/L							
1-Chlorobutane	ND	10	ug/L							
Chloroethane	ND	5.0	ug/L							
Chloroform	ND	2.0	ug/L							
Chloromethane	ND	10	ug/L							
2-Chlorotoluene	ND	10	ug/L							
4-Chlorotoluene	ND	10	ug/L							
Dibromochloromethane	ND	10	ug/L							
1,2-Dibromo-3-chloropropane	ND	10	ug/L							
1,2-Dibromoethane	ND	10	ug/L							
Dibromomethane	ND	10	ug/L							
1,2-Dichlorobenzene	ND	10	ug/L							
1,3-Dichlorobenzene	ND	10	ug/L							
1,4-Dichlorobenzene	ND	10	ug/L							
trans-1,4-Dichloro-2-butene	ND	5.0	ug/L							
Dichlorodifluoromethane	ND	10	ug/L							
1,1-Dichloroethane	ND	2.0	ug/L							
1,2-Dichloroethane	ND	2.0	ug/L							
1,1-Dichloroethene	ND	2.0	ug/L							
cis-1,2-Dichloroethene	ND	2.0	ug/L							
trans-1,2-Dichloroethene	ND	2.0	ug/L							
1,2-Dichloropropane	ND	2.0	ug/L							
1,3-Dichloropropane	ND	2.0	ug/L							
2,2-Dichloropropane	ND	10	ug/L							
1,1-Dichloropropene	ND	10	ug/L							
cis-1,3-Dichloropropene	ND	2.0	ug/L							

PACE ANALYTICAL SERVICES, LLC.

Environmental Monitoring & Laboratory Analysis
110 Technology Parkway, Peachtree Corners, GA 30092
(770) 734-4200 FAX (770) 734-4201

WENCK Associates
1080 Holcomb Bridge Road, Building 100, S
Roswell GA, 30076
Attention: Ms. Katie T. Ross

December 08, 2017

Report No.: AAL0043

Volatile Organic Compounds by EPA 8260 - Quality Control

Analyte	Result	Reporting Limit	Units	Spike Level	Source Result	%REC	%REC Limits	RPD	RPD Limit	Qual
Batch 7120047 - EPA 5030B										
Blank (7120047-BLK1)					Prepared & Analyzed: 12/04/17					
trans-1,3-Dichloropropene	ND	2.0	ug/L							
Ethylbenzene	ND	2.0	ug/L							
Ethyl Methacrylate	ND	10	ug/L							
Hexachlorobutadiene	ND	10	ug/L							
p-Isopropyltoluene	ND	10	ug/L							
Hexachloroethane	ND	10	ug/L							
Iodomethane	ND	10	ug/L							
Isopropylbenzene	ND	10	ug/L							
Methacrylonitrile	ND	10	ug/L							
Methyl Acrylate	ND	10	ug/L							
Methyl Butyl Ketone (2-Hexanone)	ND	10	ug/L							
Methylene Chloride	ND	5.0	ug/L							
Methyl Ethyl Ketone (2-Butanone)	ND	100	ug/L							
Methyl Methacrylate	ND	10	ug/L							
4-Methyl-2-pentanone (MIBK)	ND	10	ug/L							
Methyl-tert-Butyl Ether	ND	10	ug/L							
Naphthalene	ND	10	ug/L							
2-Nitropropane	ND	10	ug/L							
Propionitrile (Ethyl Cyanide)	ND	20	ug/L							
n-Propylbenzene	ND	10	ug/L							
Styrene	ND	5.0	ug/L							
1,1,1,2-Tetrachloroethane	ND	2.0	ug/L							
1,1,2,2-Tetrachloroethane	ND	2.0	ug/L							
Tetrachloroethene	ND	2.0	ug/L							
Tetrahydrofuran	ND	10	ug/L							
Toluene	ND	2.0	ug/L							
1,2,3-Trichlorobenzene	ND	10	ug/L							
1,2,4-Trichlorobenzene	ND	10	ug/L							
1,1,1-Trichloroethane	ND	2.0	ug/L							
1,1,2-Trichloroethane	ND	2.0	ug/L							
Trichloroethene	ND	2.0	ug/L							
Trichlorofluoromethane	ND	10	ug/L							
1,2,3-Trichloropropane	ND	10	ug/L							
1,2,4-Trimethylbenzene	ND	10	ug/L							
1,3,5-Trimethylbenzene	ND	10	ug/L							
Vinyl Acetate	ND	10	ug/L							
Vinyl Chloride	ND	2.0	ug/L							
m+p-Xylene	ND	5.0	ug/L							
o-Xylene	ND	5.0	ug/L							
Xylenes, total	ND	5.0	ug/L							
Surrogate: Dibromofluoromethane	*45*		*ug/L*	*50.000*		*91*	*80-120*			

PACE ANALYTICAL SERVICES, LLC.

Environmental Monitoring & Laboratory Analysis
110 Technology Parkway, Peachtree Corners, GA 30092
(770) 734-4200 FAX (770) 734-4201

WENCK Associates
1080 Holcomb Bridge Road, Building 100, S
Roswell GA, 30076
Attention: Ms. Katie T. Ross

December 08, 2017

Report No.: AAL0043

Volatile Organic Compounds by EPA 8260 - Quality Control

Analyte	Result	Reporting Limit	Units	Spike Level	Source Result	%REC	%REC Limits	RPD	RPD Limit	Qual
Batch 7120047 - EPA 5030B										
Blank (7120047-BLK1)					Prepared & Analyzed: 12/04/17					
Surrogate: 1,2-Dichloroethane-d4	*49*		*ug/L*	*50.000*		*97*	*78-120*			
Surrogate: Toluene-d8	*52*		*ug/L*	*50.000*		*104*	*80-120*			
Surrogate: 4-Bromofluorobenzene	*53*		*ug/L*	*50.000*		*106*	*80-120*			
Matrix Spike (7120047-MS1)		**Source: AAL0014-06**			Prepared & Analyzed: 12/04/17					
Benzene	53		ug/L	50.000	0.0	106	67-134			
Chlorobenzene	56		ug/L	50.000	0.8	110	69-122			
1,1-Dichloroethene	86		ug/L	50.000	0.0	171	58-142			QM-05
Toluene	52		ug/L	50.000	0.0	105	68-127			
Trichloroethene	53		ug/L	50.000	0.0	105	72-132			
Surrogate: Dibromofluoromethane	*43*		*ug/L*	*50.000*		*87*	*80-120*			
Surrogate: 1,2-Dichloroethane-d4	*49*		*ug/L*	*50.000*		*98*	*78-120*			
Surrogate: Toluene-d8	*51*		*ug/L*	*50.000*		*102*	*80-120*			
Surrogate: 4-Bromofluorobenzene	*51*		*ug/L*	*50.000*		*101*	*80-120*			
Matrix Spike Dup (7120047-MSD1)		**Source: AAL0014-06**			Prepared & Analyzed: 12/04/17					
Benzene	61		ug/L	50.000	0.0	122	67-134	14	9	QR-02
Chlorobenzene	67		ug/L	50.000	0.8	132	69-122	18	13	QM-06
1,1-Dichloroethene	100		ug/L	50.000	0.0	202	58-142	17	9	QM-06
Toluene	61		ug/L	50.000	0.0	121	68-127	15	9	QR-02
Trichloroethene	61		ug/L	50.000	0.0	122	72-132	15	11	QR-02
Surrogate: Dibromofluoromethane	*43*		*ug/L*	*50.000*		*85*	*80-120*			
Surrogate: 1,2-Dichloroethane-d4	*50*		*ug/L*	*50.000*		*99*	*78-120*			
Surrogate: Toluene-d8	*52*		*ug/L*	*50.000*		*104*	*80-120*			
Surrogate: 4-Bromofluorobenzene	*51*		*ug/L*	*50.000*		*101*	*80-120*			
Batch 7120094 - EPA 5035										
Blank (7120094-BLK1)					Prepared & Analyzed: 12/04/17					
Acetone	ND	100	ug/kg wet							
Acrolein	ND	50	ug/kg wet							
Acrylonitrile	ND	50	ug/kg wet							
Benzene	ND	5.0	ug/kg wet							
Bromobenzene	ND	10	ug/kg wet							
Bromochloromethane	ND	10	ug/kg wet							
Bromodichloromethane	ND	10	ug/kg wet							
Bromoform	ND	10	ug/kg wet							
Bromomethane	ND	10	ug/kg wet							
n-Butylbenzene	ND	10	ug/kg wet							
sec-Butylbenzene	ND	10	ug/kg wet							
tert-Butylbenzene	ND	10	ug/kg wet							
Carbon Disulfide	ND	10	ug/kg wet							

PACE ANALYTICAL SERVICES, LLC.

Environmental Monitoring & Laboratory Analysis
110 Technology Parkway, Peachtree Corners, GA 30092
(770) 734-4200 FAX (770) 734-4201

WENCK Associates
1080 Holcomb Bridge Road, Building 100, S
Roswell GA, 30076
Attention: Ms. Katie T. Ross

December 08, 2017

Report No.: AAL0043

Volatile Organic Compounds by EPA 8260 - Quality Control

Analyte	Result	Reporting Limit	Units	Spike Level	Source Result	%REC	%REC Limits	RPD	RPD Limit	Qual
Batch 7120094 - EPA 5035										
Blank (7120094-BLK1)					Prepared & Analyzed: 12/04/17					
Carbon Tetrachloride	ND	5.0	ug/kg wet							
Chlorobenzene	ND	10	ug/kg wet							
Chloroethane	ND	5.0	ug/kg wet							
Chloroform	ND	5.0	ug/kg wet							
Chloromethane	ND	10	ug/kg wet							
2-Chlorotoluene	ND	10	ug/kg wet							
4-Chlorotoluene	ND	10	ug/kg wet							
Dibromochloromethane	ND	5.0	ug/kg wet							
1,2-Dibromo-3-chloropropane	ND	10	ug/kg wet							
1,2-Dibromoethane	ND	10	ug/kg wet							
Dibromomethane	ND	10	ug/kg wet							
1,2-Dichlorobenzene	ND	10	ug/kg wet							
1,3-Dichlorobenzene	ND	10	ug/kg wet							
1,4-Dichlorobenzene	ND	10	ug/kg wet							
Dichlorodifluoromethane	ND	10	ug/kg wet							
1,1-Dichloroethane	ND	5.0	ug/kg wet							
1,2-Dichloroethane	ND	5.0	ug/kg wet							
1,1-Dichloroethene	ND	5.0	ug/kg wet							
cis-1,2-Dichloroethene	ND	5.0	ug/kg wet							
trans-1,2-Dichloroethene	ND	5.0	ug/kg wet							
1,2-Dichloropropane	ND	5.0	ug/kg wet							
1,3-Dichloropropane	ND	5.0	ug/kg wet							
2,2-Dichloropropane	ND	10	ug/kg wet							
1,1-Dichloropropene	ND	10	ug/kg wet							
cis-1,3-Dichloropropene	ND	5.0	ug/kg wet							
trans-1,3-Dichloropropene	ND	5.0	ug/kg wet							
Ethylbenzene	ND	5.0	ug/kg wet							
Isopropylbenzene	ND	10	ug/kg wet							
p-Isopropyltoluene	ND	10	ug/kg wet							
Methyl Butyl Ketone (2-Hexanone)	ND	50	ug/kg wet							
Methylene Chloride	ND	10	ug/kg wet							
Methyl Ethyl Ketone (2-Butanone)	ND	100	ug/kg wet							
4-Methyl-2-pentanone (MIBK)	ND	50	ug/kg wet							
Naphthalene	ND	10	ug/kg wet							
n-Propylbenzene	ND	10	ug/kg wet							
Styrene	ND	5.0	ug/kg wet							
1,1,1,2-Tetrachloroethane	ND	10	ug/kg wet							
1,1,2,2-Tetrachloroethane	ND	5.0	ug/kg wet							
Tetrachloroethene	ND	5.0	ug/kg wet							
Toluene	ND	5.0	ug/kg wet							
1,2,3-Trichlorobenzene	ND	10	ug/kg wet							

PACE ANALYTICAL SERVICES, LLC.

Environmental Monitoring & Laboratory Analysis
110 Technology Parkway, Peachtree Corners, GA 30092
(770) 734-4200 FAX (770) 734-4201

WENCK Associates
1080 Holcomb Bridge Road, Building 100, S
Roswell GA, 30076
Attention: Ms. Katie T. Ross

December 08, 2017

Report No.: AAL0043

Volatile Organic Compounds by EPA 8260 - Quality Control

Analyte	Result	Reporting Limit	Units	Spike Level	Source Result	%REC	%REC Limits	RPD	RPD Limit	Qual
Batch 7120094 - EPA 5035										
Blank (7120094-BLK1)					Prepared & Analyzed: 12/04/17					
1,2,4-Trichlorobenzene	ND	10	ug/kg wet							
1,1,1-Trichloroethane	ND	5.0	ug/kg wet							
1,1,2-Trichloroethane	ND	5.0	ug/kg wet							
Trichloroethene	ND	5.0	ug/kg wet							
Trichlorofluoromethane	ND	10	ug/kg wet							
1,2,3-Trichloropropane	ND	10	ug/kg wet							
1,2,4-Trimethylbenzene	ND	10	ug/kg wet							
1,3,5-Trimethylbenzene	ND	10	ug/kg wet							
Vinyl Acetate	ND	10	ug/kg wet							
Vinyl Chloride	ND	10	ug/kg wet							
m+p-Xylene	ND	5.0	ug/kg wet							
o-Xylene	ND	5.0	ug/kg wet							
Xylenes, total	ND	5.0	ug/kg wet							
Surrogate: Dibromofluoromethane	*47*		*ug/kg*	*50.000*		*95*	*80-121*			
Surrogate: 1,2-Dichloroethane-d4	*51*		*ug/kg*	*50.000*		*102*	*70-131*			
Surrogate: Toluene-d8	*50*		*ug/kg*	*50.000*		*100*	*79-120*			
Surrogate: 4-Bromofluorobenzene	*54*		*ug/kg*	*50.000*		*107*	*80-121*			
LCS (7120094-BS1)					Prepared & Analyzed: 12/04/17					
Benzene	44		ug/kg	50.000		88	71-125			
Chlorobenzene	43		ug/kg	50.000		86	70-120			
1,1-Dichloroethene	49		ug/kg	50.000		99	71-139			
Toluene	44		ug/kg	50.000		87	69-120			
Trichloroethene	44		ug/kg	50.000		89	75-124			
Surrogate: Dibromofluoromethane	*51*		*ug/kg*	*50.000*		*102*	*80-121*			
Surrogate: 1,2-Dichloroethane-d4	*51*		*ug/kg*	*50.000*		*103*	*70-131*			
Surrogate: Toluene-d8	*50*		*ug/kg*	*50.000*		*100*	*79-120*			
Surrogate: 4-Bromofluorobenzene	*51*		*ug/kg*	*50.000*		*103*	*80-121*			

PACE ANALYTICAL SERVICES, LLC.

Environmental Monitoring & Laboratory Analysis
110 Technology Parkway, Peachtree Corners, GA 30092
(770) 734-4200 FAX (770) 734-4201

WENCK Associates
1080 Holcomb Bridge Road, Building 100, S
Roswell GA, 30076
Attention: Ms. Katie T. Ross

December 08, 2017

Report No.: AAL0043

Volatile Organic Compounds by EPA 8260 - Quality Control

Analyte	Result	Reporting Limit	Units	Spike Level	Source Result	%REC	%REC Limits	RPD	RPD Limit	Qual
Batch 7120094 - EPA 5035										
Matrix Spike (7120094-MS1)		**Source: AAL0060-01**			Prepared & Analyzed: 12/04/17					
Benzene	52		ug/kg	50.000	0.0	104	70-137			
Chlorobenzene	52		ug/kg	50.000	0.0	104	33-131			
1,1-Dichloroethene	65		ug/kg	50.000	0.0	130	48-146			
Toluene	50		ug/kg	50.000	0.0	101	41-133			
Trichloroethene	52		ug/kg	50.000	0.0	105	43-138			
Surrogate: Dibromofluoromethane	*44*		*ug/kg*	*50.000*		*89*	*80-121*			
Surrogate: 1,2-Dichloroethane-d4	*47*		*ug/kg*	*50.000*		*94*	*70-131*			
Surrogate: Toluene-d8	*52*		*ug/kg*	*50.000*		*104*	*79-120*			
Surrogate: 4-Bromofluorobenzene	*56*		*ug/kg*	*50.000*		*112*	*80-121*			
Matrix Spike Dup (7120094-MSD1)		**Source: AAL0060-01**			Prepared & Analyzed: 12/04/17					
Benzene	54		ug/kg	50.000	0.0	109	70-137	5	41	
Chlorobenzene	55		ug/kg	50.000	0.0	110	33-131	6	46	
1,1-Dichloroethene	70		ug/kg	50.000	0.0	140	48-146	7	57	
Toluene	53		ug/kg	50.000	0.0	107	41-133	6	61	
Trichloroethene	55		ug/kg	50.000	0.0	110	43-138	5	49	
Surrogate: Dibromofluoromethane	*45*		*ug/kg*	*50.000*		*90*	*80-121*			
Surrogate: 1,2-Dichloroethane-d4	*48*		*ug/kg*	*50.000*		*96*	*70-131*			
Surrogate: Toluene-d8	*52*		*ug/kg*	*50.000*		*103*	*79-120*			
Surrogate: 4-Bromofluorobenzene	*56*		*ug/kg*	*50.000*		*112*	*80-121*			
Batch 7120119 - EPA 5035										
Blank (7120119-BLK1)					Prepared & Analyzed: 12/05/17					
Acetone	ND	100	ug/kg wet							
Acrolein	ND	50	ug/kg wet							
Acrylonitrile	ND	50	ug/kg wet							
Benzene	ND	5.0	ug/kg wet							
Bromobenzene	ND	10	ug/kg wet							
Bromochloromethane	ND	10	ug/kg wet							
Bromodichloromethane	ND	10	ug/kg wet							
Bromoform	ND	10	ug/kg wet							
Bromomethane	ND	10	ug/kg wet							
n-Butylbenzene	ND	10	ug/kg wet							
sec-Butylbenzene	ND	10	ug/kg wet							
tert-Butylbenzene	ND	10	ug/kg wet							
Carbon Disulfide	ND	10	ug/kg wet							
Carbon Tetrachloride	ND	5.0	ug/kg wet							
Chlorobenzene	ND	10	ug/kg wet							
Chloroethane	ND	5.0	ug/kg wet							
Chloroform	ND	5.0	ug/kg wet							
Chloromethane	ND	10	ug/kg wet							

PACE ANALYTICAL SERVICES, LLC.

Environmental Monitoring & Laboratory Analysis
110 Technology Parkway, Peachtree Corners, GA 30092
(770) 734-4200 FAX (770) 734-4201

WENCK Associates
1080 Holcomb Bridge Road, Building 100, S
Roswell GA, 30076
Attention: Ms. Katie T. Ross

December 08, 2017

Report No.: AAL0043

Volatile Organic Compounds by EPA 8260 - Quality Control

Analyte	Result	Reporting Limit	Units	Spike Level	Source Result	%REC	%REC Limits	RPD	RPD Limit	Qual
Batch 7120119 - EPA 5035										
Blank (7120119-BLK1)					Prepared & Analyzed: 12/05/17					
2-Chlorotoluene	ND	10	ug/kg wet							
4-Chlorotoluene	ND	10	ug/kg wet							
Dibromochloromethane	ND	5.0	ug/kg wet							
1,2-Dibromo-3-chloropropane	ND	10	ug/kg wet							
1,2-Dibromoethane	ND	10	ug/kg wet							
Dibromomethane	ND	10	ug/kg wet							
1,2-Dichlorobenzene	ND	10	ug/kg wet							
1,3-Dichlorobenzene	ND	10	ug/kg wet							
1,4-Dichlorobenzene	ND	10	ug/kg wet							
Dichlorodifluoromethane	ND	10	ug/kg wet							
1,1-Dichloroethane	ND	5.0	ug/kg wet							
1,2-Dichloroethane	ND	5.0	ug/kg wet							
1,1-Dichloroethene	ND	5.0	ug/kg wet							
cis-1,2-Dichloroethene	ND	5.0	ug/kg wet							
trans-1,2-Dichloroethene	ND	5.0	ug/kg wet							
1,2-Dichloropropane	ND	5.0	ug/kg wet							
1,3-Dichloropropane	ND	5.0	ug/kg wet							
2,2-Dichloropropane	ND	10	ug/kg wet							
1,1-Dichloropropene	ND	10	ug/kg wet							
cis-1,3-Dichloropropene	ND	5.0	ug/kg wet							
trans-1,3-Dichloropropene	ND	5.0	ug/kg wet							
Ethylbenzene	ND	5.0	ug/kg wet							
Isopropylbenzene	ND	10	ug/kg wet							
p-Isopropyltoluene	ND	10	ug/kg wet							
Methyl Butyl Ketone (2-Hexanone)	ND	50	ug/kg wet							
Methylene Chloride	ND	10	ug/kg wet							
Methyl Ethyl Ketone (2-Butanone)	ND	100	ug/kg wet							
4-Methyl-2-pentanone (MIBK)	ND	50	ug/kg wet							
Naphthalene	ND	10	ug/kg wet							
n-Propylbenzene	ND	10	ug/kg wet							
Styrene	ND	5.0	ug/kg wet							
1,1,1,2-Tetrachloroethane	ND	10	ug/kg wet							
1,1,2,2-Tetrachloroethane	ND	5.0	ug/kg wet							
Tetrachloroethene	ND	5.0	ug/kg wet							
Toluene	ND	5.0	ug/kg wet							
1,2,3-Trichlorobenzene	ND	10	ug/kg wet							
1,2,4-Trichlorobenzene	ND	10	ug/kg wet							
1,1,1-Trichloroethane	ND	5.0	ug/kg wet							
1,1,2-Trichloroethane	ND	5.0	ug/kg wet							
Trichloroethene	ND	5.0	ug/kg wet							
Trichlorofluoromethane	ND	10	ug/kg wet							

PACE ANALYTICAL SERVICES, LLC.

Environmental Monitoring & Laboratory Analysis
110 Technology Parkway, Peachtree Corners, GA 30092
(770) 734-4200 FAX (770) 734-4201

WENCK Associates
1080 Holcomb Bridge Road, Building 100, S
Roswell GA, 30076
Attention: Ms. Katie T. Ross

December 08, 2017

Report No.: AAL0043

Volatile Organic Compounds by EPA 8260 - Quality Control

Analyte	Result	Reporting Limit	Units	Spike Level	Source Result	%REC	%REC Limits	RPD	RPD Limit	Qual
Batch 7120119 - EPA 5035										
Blank (7120119-BLK1)					Prepared & Analyzed: 12/05/17					
1,2,3-Trichloropropane	ND	10	ug/kg wet							
1,2,4-Trimethylbenzene	ND	10	ug/kg wet							
1,3,5-Trimethylbenzene	ND	10	ug/kg wet							
Vinyl Acetate	ND	10	ug/kg wet							
Vinyl Chloride	ND	10	ug/kg wet							
m+p-Xylene	ND	5.0	ug/kg wet							
o-Xylene	ND	5.0	ug/kg wet							
Xylenes, total	ND	5.0	ug/kg wet							
Surrogate: Dibromofluoromethane	*48*		*ug/kg*	*50.000*		*96*	*80-121*			
Surrogate: 1,2-Dichloroethane-d4	*52*		*ug/kg*	*50.000*		*104*	*70-131*			
Surrogate: Toluene-d8	*52*		*ug/kg*	*50.000*		*104*	*79-120*			
Surrogate: 4-Bromofluorobenzene	*56*		*ug/kg*	*50.000*		*111*	*80-121*			
LCS (7120119-BS1)					Prepared & Analyzed: 12/05/17					
Benzene	54		ug/kg	50.000		107	71-125			
Chlorobenzene	52		ug/kg	50.000		105	70-120			
1,1-Dichloroethene	70		ug/kg	50.000		140	71-139			QL-03
Toluene	52		ug/kg	50.000		105	69-120			
Trichloroethene	53		ug/kg	50.000		107	75-124			
Surrogate: Dibromofluoromethane	*47*		*ug/kg*	*50.000*		*93*	*80-121*			
Surrogate: 1,2-Dichloroethane-d4	*54*		*ug/kg*	*50.000*		*108*	*70-131*			
Surrogate: Toluene-d8	*50*		*ug/kg*	*50.000*		*101*	*79-120*			
Surrogate: 4-Bromofluorobenzene	*57*		*ug/kg*	*50.000*		*114*	*80-121*			
Matrix Spike (7120119-MS1)	**Source: AAL0136-01**				Prepared & Analyzed: 12/05/17					
Benzene	48		ug/kg	50.000	0.0	96	70-137			
Chlorobenzene	47		ug/kg	50.000	0.0	95	33-131			
1,1-Dichloroethene	61		ug/kg	50.000	0.0	122	48-146			
Toluene	47		ug/kg	50.000	0.0	94	41-133			
Trichloroethene	52		ug/kg	50.000	3.3	98	43-138			
Surrogate: Dibromofluoromethane	*44*		*ug/kg*	*50.000*		*88*	*80-121*			
Surrogate: 1,2-Dichloroethane-d4	*47*		*ug/kg*	*50.000*		*94*	*70-131*			
Surrogate: Toluene-d8	*52*		*ug/kg*	*50.000*		*104*	*79-120*			
Surrogate: 4-Bromofluorobenzene	*57*		*ug/kg*	*50.000*		*113*	*80-121*			

PACE ANALYTICAL SERVICES, LLC.

Environmental Monitoring & Laboratory Analysis
110 Technology Parkway, Peachtree Corners, GA 30092
(770) 734-4200 FAX (770) 734-4201

WENCK Associates
1080 Holcomb Bridge Road, Building 100, S
Roswell GA, 30076
Attention: Ms. Katie T. Ross

December 08, 2017

Report No.: AAL0043

Volatile Organic Compounds by EPA 8260 - Quality Control

Analyte	Result	Reporting Limit	Units	Spike Level	Source Result	%REC	%REC Limits	RPD	RPD Limit	Qual
Batch 7120119 - EPA 5035										
Matrix Spike Dup (7120119-MSD1)	**Source: AAL0136-01**			Prepared & Analyzed: 12/05/17						
Benzene	48		ug/kg	50.000	0.0	96	70-137	0.3	41	
Chlorobenzene	47		ug/kg	50.000	0.0	95	33-131	0.02	46	
1,1-Dichloroethene	62		ug/kg	50.000	0.0	123	48-146	0.6	57	
Toluene	47		ug/kg	50.000	0.0	94	41-133	0.1	61	
Trichloroethene	52		ug/kg	50.000	3.3	97	43-138	0.5	49	
Surrogate: Dibromofluoromethane	*44*		*ug/kg*	*50.000*		*88*	*80-121*			
Surrogate: 1,2-Dichloroethane-d4	*48*		*ug/kg*	*50.000*		*96*	*70-131*			
Surrogate: Toluene-d8	*51*		*ug/kg*	*50.000*		*102*	*79-120*			
Surrogate: 4-Bromofluorobenzene	*56*		*ug/kg*	*50.000*		*113*	*80-121*			

PACE ANALYTICAL SERVICES, LLC.

Environmental Monitoring & Laboratory Analysis
110 Technology Parkway, Peachtree Corners, GA 30092
(770) 734-4200 FAX (770) 734-4201

WENCK Associates
1080 Holcomb Bridge Road, Building 100, S
Roswell GA, 30076
Attention: Ms. Katie T. Ross

December 08, 2017

Laboratory Certifications

Code	Description	Number	Expires
GADW	Georgia DW Inorganics Eff: 07/01/2016	812	06/30/2018
GADWM	Georgia DW Microbiology Eff: 07/01/2015	812	12/09/2019
NC	North Carolina	381	12/31/2017
NELAC	FL DOH (Non-Pot. Water, Solids) Eff:: 07/01/2016	E87315	06/30/2018
NELDW	FL DOH NELAC (Drinking Water) Eff: 07/01/2016	E87315	06/30/2018
SC	South Carolina	98011001	06/30/2018
TX	Texas	T104704397-08-TX	03/31/2018
VA	Virginia	460204	12/14/2017

PACE ANALYTICAL SERVICES, LLC.

Environmental Monitoring & Laboratory Analysis
110 Technology Parkway, Peachtree Corners, GA 30092
(770) 734-4200 FAX (770) 734-4201

WENCK Associates
1080 Holcomb Bridge Road, Building 100, S
Roswell GA, 30076
Attention: Ms. Katie T. Ross

December 08, 2017

Legend

Definition of Laboratory Terms

ND - None Detected at the Reporting Limit
TIC - Tentatively Identified Compound
CFU - Colony Forming Units
SOP - Method run per Pace Standard Operating Procedure
RL - Reporting Limit
DF - Dilution Factor
***** - Analyte not included in the NELAC list of certified analytes.

Sample Information

N-Nitrosodiphenylamine breaks down to diphenylamine in the GCMS; both analytes are reported as N-Nitrososdiphenylamine. Pace is not NELAC certified for diphenylamine.

Phthalic acid and phthalic anhydride are reported as dimethyl phthalate

Maleic acid and maleic anhydride are reported as dimethyl malate

1,2-Diphenylhydrazine breaks down to azobenzene in the GCMS; both analytes are reported as azobenzene

Drinking Water Records will be available for at least 5 years and are subject to disposal after the 5 years have elapsed.

Definition of Qualifiers

S-04 The surrogate recovery for this sample is outside of established control limits due to a suspected sample matrix effect.

QR-02 The RPD result exceeded the QC control limits; however, both percent recoveries were acceptable. Sample results for the QC batch were accepted based on percent recoveries.

QM-06 Due to suspected matrix interference, RPD and Percent Recovery values for the MS and/or MSD were outside control limits. Sample results for the QC batch were accepted based on acceptable LCS recoveries.

QM-05 The spike recovery was outside acceptance limits for the MS and/or MSD and/or PDS due to suspected matrix interference. Sample results for the QC batch were accepted based on acceptable LCS recoveries.

QL-03 Lab Control recoveries were outside of control limits biased high. Target analyte was not detected at levels at or above reporting limit and data was not affected.

E The concentration indicated for this analyte is an estimated value above the calibration range of the instrument.

Note: Unless otherwise noted, all results are reported on an as received basis.

PACE ANALYTICAL SERVICES, LLC.

Environmental Monitoring & Laboratory Analysis
110 Technology Parkway, Peachtree Corners, GA 30092
(770) 734-4200 FAX (770) 734-4201

WENCK Associates
1080 Holcomb Bridge Road, Building 100, S
Roswell GA, 30076
Attention: Ms. Katie T. Ross

December 08, 2017

Report Notes

The Trip Blank was not listed on the COC. MMR

CHAIN OF CUSTODY RECORD

Pace Analytical® www.pacelabs.com

Pace Analytical Services, LLC - Atlanta GA
110 TECHNOLOGY PARKWAY, PEACHTREE CORNERS, GA 30092
(770) 734-4200 : FAX (770) 734-4201

CLIENT NAME: Wenck

CLIENT ADDRESS/PHONE NUMBER/FAX NUMBER: 1080 Holcomb Bridge Rd, Roswell, GA 30076

REPORT TO: mpadgett@wenck.com

CC: kross@wenck.com

REQUESTED COMPLETION DATE: Standard

PO #:

PROJECT NAME/STATE: Amc Dalton

PROJECT #: B6506

ANALYSIS REQUESTED

Collection DATE	Collection TIME	MATRIX CODE*	COMP	GRAB	SAMPLE IDENTIFICATION	# of CONTAINERS	8260 VOCS	LAB ID NUMBER
11-30-17	1840	Soil		X	HA-74@ 6'	4	X	1
	1850			X	HA-74@ 16'	4	X	2
	1900			X	HA-74@ 22'	4	X	3
	1820			X	HA-76@ 20'	4	X	4
	1830			X	HA-76@ 24'	4	X	5
	1810			X	HA-70@ 14'	4	X	6
	1800			X	HA-66@ 18'	4	X	7
	1410			X	HA-65@ 4'	4	X	8
	1420			X	HA-65@ 24'	4	X	9
	1350				HA-79@ 8'	4	X	10
	1400				HA-79@ 24'	4	X	11
	1330				HA-78@ 10'	4	X	12

CONTAINER TYPE: P - PLASTIC; A - AMBER GLASS; G - CLEAR GLASS; V - VOA VIAL; S - STERILE; O - OTHER

PRESERVATION: 1 - HCl, ≤6°C; 2 - H_2SO_4, ≤6°C; 3 - HNO_3; 4 - NaOH, ≤6°C; 5 - NaOH/ZnAc, ≤6°C; 6 - $Na_2S_2O_3$, ≤6°C; 7 - ≤6°C not frozen

*MATRIX CODES:

DW -	DRINKING WATER	S -	SOIL
WW -	WASTEWATER	SL -	SLUDGE
GW -	GROUNDWATER	SD -	SOLID
SW -	SURFACE WATER	A -	AIR
ST -	STORM WATER	L -	LIQUID
W -	WATER	P -	PRODUCT

REMARKS/ADDITIONAL INFORMATION

SAMPLED BY AND TITLE: Mark Padgett / Wenck

DATE/TIME: 11-30-17 1930

RELINQUISHED BY: Mark Padgett

DATE/TIME: 12-1-17 1450

RECEIVED BY:

DATE/TIME:

RELINQUISHED BY:

DATE/TIME:

RECEIVED BY LAB: Zalman

DATE/TIME: 12/01/17 1450

SAMPLE SHIPPED VIA: UPS FED-EX USPS COURIER CLIENT OTHER FS

Custody Seal: Intact Broken Not Present N/A

# of Coolers

Cooler ID:

Temperature: Min: 0.1 Max:

Ice: Yes No NA

Seals checked: Yes No NA

FOR LAB USE ONLY

LAB #: AAL0043

Entered into LIMS: MR

Tracking #:

Rev. 12/15/2016

CHAIN OF CUSTODY RECORD

Pace Analytical® www.pacelabs.com

Pace Analytical Services, LLC - Atlanta GA
110 TECHNOLOGY PARKWAY, PEACHTREE CORNERS, GA 30092
(770) 734-4200 : FAX (770) 734-4201

CLIENT NAME: Wenck

CLIENT ADDRESS/PHONE NUMBER/FAX NUMBER: 1080 Holcomb Bridge Rd, Roswell, GA 30076

REPORT TO: mpodgett@wenck.com

CC: Kross@wenck.com

REQUESTED COMPLETION DATE: Standard

PO #:

PROJECT NAME/STATE: AMC Dalton

PROJECT #: B6506

ANALYSIS REQUESTED: 4260 - VOCs

Collection DATE	Collection TIME	MATRIX CODE*	COMP	GRAB	SAMPLE IDENTIFICATION	# of CONTAINERS	4260 - VOCs	LAB ID NUMBER	REMARKS/ADDITIONAL INFORMATION
11-30-17	1340	Soil		X	HA-78 @ 18'	4	X	13	
	1300			X	HA-77 @ 8'	4	X	14	
	1310			X	HA-77 @ 10'	4	X	15	
	1320			X	HA-77 @ 14'	4	X	16	
12-1-17	1220			X	HA-71 @ 8'	4	X	17	
	1230			X	HA-71 @ 24'	6	X	18	
	1210			X	HA-72 @ 16'	6	X	19	
	1150			X	HA-73 @ 16'	6	X	20	
	1200			X	HA-73 @ 22'	6	X	21	
								22	Trip Blank MR 12/01/17

CONTAINER TYPE: P - PLASTIC, A - AMBER GLASS, G - CLEAR GLASS, V - VOA VIAL, S - STERILE, O - OTHER

PRESERVATION: 1 - HCl, ≤6°C; 2 - H_2SO_4, ≤6°C; 3 - HNO_3; 4 - NaOH, ≤6°C; 5 - NaOH/ZnAc, ≤6°C; 6 - $Na_2S_2O_3$, ≤6°C; 7 - ≤6°C not frozen

*MATRIX CODES: DW - DRINKING WATER; WW - WASTEWATER; GW - GROUNDWATER; SW - SURFACE WATER; ST - STORM WATER; W - WATER; S - SOIL; SL - SLUDGE; SD - SOLID; A - AIR; L - LIQUID; P - PRODUCT

SAMPLED BY AND TITLE: Mark Podgett / Wenck — DATE/TIME: 12-1-17 1400

RELINQUISHED BY: Mark Podgett — DATE/TIME: 12-1-17 1450

RECEIVED BY: — DATE/TIME:

RELINQUISHED BY: — DATE/TIME:

RECEIVED BY/LAB: M Zalimar — DATE/TIME: 12/01/17 1450

SAMPLE SHIPPED VIA: UPS FED-EX USPS COURIER CLIENT OTHER FS

checked: Yes No NA — Ice: Yes No NA — Temperature: Min: 0.1 Max

Custody Seal: Intact Broken Not Present N/A — # of Coolers — Cooler ID:

FOR LAB USE ONLY — LAB #: AAL0043 — Entered into LIMS: MR — Tracking #:

Rev. 12/15/2016

Sample Condition Upon Receipt

Pace Analytical

Client Name: Wenck Project # AAL0043

Courier: ☐ Fed Ex ☐ UPS ☐ USPS ☑ Client ☐ Commercial ☐ Pace Other _____

Tracking #: _____

Custody Seal on Cooler/Box Present: ☑ yes ☐ no Seals intact: ☑ yes ☐ no

Packing Material: ☑ Bubble Wrap ☑ Bubble Bags ☐ None ☐ Other _____

Thermometer Used IR-4 Type of Ice: (Wet) Blue None ☐ Samples on ice, cooling process has begun

Cooler Temperature 0.1 Biological Tissue is Frozen: Yes No

Date and Initials of person examining contents: 12/01/17 MK

Temp should be above freezing to 6°C

				Comments:
Chain of Custody Present:	☑Yes	☐No	☐N/A	1.
Chain of Custody Filled Out:	☑Yes	☐No	☐N/A	2.
Chain of Custody Relinquished:	☑Yes	☐No	☐N/A	3.
Sampler Name & Signature on COC:	☑Yes	☐No	☐N/A	4.
Samples Arrived within Hold Time:	☑Yes	☐No	☐N/A	5.
Short Hold Time Analysis (<72hr):	☑Yes	☐No	☐N/A	6.
Rush Turn Around Time Requested:	☐Yes	☑No	☐N/A	7.
Sufficient Volume:	☑Yes	☐No	☐N/A	8.
Correct Containers Used:	☑Yes	☐No	☐N/A	9.
-Pace Containers Used:	☑Yes	☐No	☐N/A	
Containers Intact:	☑Yes	☐No	☐N/A	10.
Filtered volume received for Dissolved tests	☐Yes	☐No	☑N/A	11.
Sample Labels match COC: -Includes date/time/ID/Analysis Matrix: _____	☐Yes	☑No	☐N/A	12. Trip Blank was not listed on COC.
All containers needing preservation have been checked.	☐Yes	☐No	☑N/A	13.
All containers needing preservation are found to be in compliance with EPA recommendation.	☑Yes	☐No	☐N/A	
exceptions: VOA, coliform, TOC, O&G, WI-DRO (water)	☑Yes	☐No		Initial when completed / Lot # of added preservative
Samples checked for dechlorination:	☐Yes	☐No	☑N/A	14.
Headspace in VOA Vials (>6mm):	☐Yes	☑No	☐N/A	15.
Trip Blank Present:	☑Yes	☐No	☐N/A	16.
Trip Blank Custody Seals Present	☑Yes	☐No	☐N/A	
Pace Trip Blank Lot # (if purchased): _____				

Client Notification/ Resolution: Field Data Required? Y / N

Person Contacted: _____ Date/Time: _____

Comments/ Resolution: _____

Project Manager Review: _____ **Date:** _____

Note: Whenever there is a discrepancy affecting North Carolina compliance samples, a copy of this form will be sent to the North Carolina DEHNR Certification Office (i.e out of hold, incorrect preservative, out of temp, incorrect containers)

PACE ANALYTICAL SERVICES, LLC.

Environmental Monitoring & Laboratory Analysis
110 Technology Parkway, Peachtree Corners, GA 30092
(770) 734-4200 FAX (770) 734-4201

LOG-IN CHECKLIST **Printed: 12/02/2017 2:49:38PM**

Attn: Ms. Katie T. Ross

Client: WENCK Associates
Project: AMC Dalton
Date Received: 12/01/17 14:50

Work Order: AAL0043
Logged In By: Mohammad M. Rahman

OBSERVATIONS

#Samples: 22 **#Containers:** 95

Minimum Temp(C): 0.1 **Maximum Temp(C):** 0.1 **Custody Seal(s) Used:** Yes

CHECKLIST ITEMS

COC included with Samples	YES
Sample Container(s) Intact	YES
Chain of Custody Complete	YES
Sample Container(s) Match COC	NO
Custody seal Intact	YES
Temperature in Compliance	YES
Sufficient Sample Volume for Analysis	YES
Zero Headspace Maintained for VOA Analyses	YES
Samples labeled preserved (If Applicable)	YES
Samples received within Allowable Hold Times	YES
Samples Received on Ice	YES
Preservation Confirmed	YES

Comments:

The Trip Blank was not listed on the COC. MMR

PACE ANALYTICAL SERVICES, LLC.

Environmental Monitoring & Laboratory Analysis
110 Technology Parkway, Peachtree Corners, GA 30092
(770) 734-4200 FAX (770) 734-4201

Laboratory Report

Prepared For:

WENCK Associates
1080 Holcomb Bridge Road, Building 100, Suite 190
Roswell, GA 30076

Attention: Ms. Katie T. Ross

Report Number: AAL0360
December 18, 2017
Project: AMC Dalton
Project #:B6506

We appreciate the opportunity to provide the analytical support for your project. The analytical results in this report are based upon information supplied by you, the client, and are for your exclusive use. If you have any questions regarding this data package, please do not hesitate to call.

Approved:

Signature

This report may not be reproduced, except in full, without written approval from Pace Analytical Services, LLC.
Pace Analytical Services, LLC. certifies that the following analytical results meet all requirements of the National Environmental Laboratory Accreditation Conference (NELAC).
All test results relate only to the samples analyzed.

PACE ANALYTICAL SERVICES, LLC.

Environmental Monitoring & Laboratory Analysis
110 Technology Parkway, Peachtree Corners, GA 30092
(770) 734-4200 FAX (770) 734-4201

WENCK Associates
1080 Holcomb Bridge Road, Building 100, S
Roswell GA, 30076
Attention: Ms. Katie T. Ross

December 18, 2017

ANALYTICAL REPORT FOR SAMPLES

Sample ID	Laboratory ID	Matrix	Date Sampled	Date Received
SDS-1	AAL0360-01	Ground Water	12/08/17 09:00	12/11/17 15:45
SDS-2	AAL0360-02	Ground Water	12/08/17 09:05	12/11/17 15:45
SDS-3	AAL0360-03	Ground Water	12/08/17 09:10	12/11/17 15:45
SDS-4	AAL0360-04	Ground Water	12/08/17 09:15	12/11/17 15:45
SDS-5	AAL0360-05	Ground Water	12/08/17 09:20	12/11/17 15:45
SDS-6	AAL0360-06	Ground Water	12/08/17 09:25	12/11/17 15:45
SDS-7	AAL0360-07	Ground Water	12/08/17 09:30	12/11/17 15:45
SDS-8	AAL0360-08	Ground Water	12/08/17 09:35	12/11/17 15:45
SDS-9	AAL0360-09	Ground Water	12/08/17 09:40	12/11/17 15:45
SDS-10	AAL0360-10	Ground Water	12/08/17 09:45	12/11/17 15:45
SDS-11	AAL0360-11	Ground Water	12/08/17 09:50	12/11/17 15:45
SDS-12	AAL0360-12	Ground Water	12/08/17 09:55	12/11/17 15:45
Trip Blank	AAL0360-13	Water	12/08/17 00:00	12/11/17 15:45

PACE ANALYTICAL SERVICES, LLC.

Environmental Monitoring & Laboratory Analysis
110 Technology Parkway, Peachtree Corners, GA 30092
(770) 734-4200 FAX (770) 734-4201

WENCK Associates
1080 Holcomb Bridge Road, Building 100, S
Roswell GA, 30076
Attention: Ms. Katie T. Ross

December 18, 2017

Report No.: AAL0360
Client ID: SDS-1
Date/Time Sampled: 12/08/2017 9:00:00AM
Matrix: Ground Water

Project: AMC Dalton
Lab Number ID: AAL0360-01
Date/Time Received: 12/11/2017 3:45:00PM

Analyte	Result	RL	Units	Method	Qual.	DF	Preparation Date	Analytical Date	Batch	Init.
Volatile Organic Compounds by EPA 8260										
Acetone	ND	100	ug/L	EPA 8260B		1	12/12/17 10:00	12/12/17 14:50	7120296	LIH
Acrolein	ND	50	ug/L	EPA 8260B		1	12/12/17 10:00	12/12/17 14:50	7120296	LIH
Acrylonitrile	ND	50	ug/L	EPA 8260B		1	12/12/17 10:00	12/12/17 14:50	7120296	LIH
Allyl Chloride (3-Chloropropylene)	ND	10	ug/L	EPA 8260B		1	12/12/17 10:00	12/12/17 14:50	7120296	LIH
Benzene	ND	2.0	ug/L	EPA 8260B		1	12/12/17 10:00	12/12/17 14:50	7120296	LIH
Bromobenzene	ND	10	ug/L	EPA 8260B		1	12/12/17 10:00	12/12/17 14:50	7120296	LIH
Bromochloromethane	ND	10	ug/L	EPA 8260B		1	12/12/17 10:00	12/12/17 14:50	7120296	LIH
Bromodichloromethane	ND	10	ug/L	EPA 8260B		1	12/12/17 10:00	12/12/17 14:50	7120296	LIH
Bromoform	ND	10	ug/L	EPA 8260B		1	12/12/17 10:00	12/12/17 14:50	7120296	LIH
Bromomethane	ND	10	ug/L	EPA 8260B		1	12/12/17 10:00	12/12/17 14:50	7120296	LIH
n-Butylbenzene	ND	10	ug/L	EPA 8260B		1	12/12/17 10:00	12/12/17 14:50	7120296	LIH
sec-Butylbenzene	ND	10	ug/L	EPA 8260B		1	12/12/17 10:00	12/12/17 14:50	7120296	LIH
tert-Butylbenzene	ND	10	ug/L	EPA 8260B		1	12/12/17 10:00	12/12/17 14:50	7120296	LIH
Carbon Disulfide	ND	10	ug/L	EPA 8260B		1	12/12/17 10:00	12/12/17 14:50	7120296	LIH
Carbon Tetrachloride	ND	2.0	ug/L	EPA 8260B		1	12/12/17 10:00	12/12/17 14:50	7120296	LIH
Chlorobenzene	ND	10	ug/L	EPA 8260B		1	12/12/17 10:00	12/12/17 14:50	7120296	LIH
1-Chlorobutane	ND	10	ug/L	EPA 8260B		1	12/12/17 10:00	12/12/17 14:50	7120296	LIH
Chloroethane	ND	5.0	ug/L	EPA 8260B		1	12/12/17 10:00	12/12/17 14:50	7120296	LIH
Chloroform	ND	2.0	ug/L	EPA 8260B		1	12/12/17 10:00	12/12/17 14:50	7120296	LIH
Chloromethane	ND	10	ug/L	EPA 8260B		1	12/12/17 10:00	12/12/17 14:50	7120296	LIH
2-Chlorotoluene	ND	10	ug/L	EPA 8260B		1	12/12/17 10:00	12/12/17 14:50	7120296	LIH
4-Chlorotoluene	ND	10	ug/L	EPA 8260B		1	12/12/17 10:00	12/12/17 14:50	7120296	LIH
Dibromochloromethane	ND	10	ug/L	EPA 8260B		1	12/12/17 10:00	12/12/17 14:50	7120296	LIH
1,2-Dibromo-3-chloropropane	ND	10	ug/L	EPA 8260B		1	12/12/17 10:00	12/12/17 14:50	7120296	LIH
1,2-Dibromoethane	ND	10	ug/L	EPA 8260B		1	12/12/17 10:00	12/12/17 14:50	7120296	LIH
Dibromomethane	ND	10	ug/L	EPA 8260B		1	12/12/17 10:00	12/12/17 14:50	7120296	LIH
1,2-Dichlorobenzene	ND	10	ug/L	EPA 8260B		1	12/12/17 10:00	12/12/17 14:50	7120296	LIH
1,3-Dichlorobenzene	ND	10	ug/L	EPA 8260B		1	12/12/17 10:00	12/12/17 14:50	7120296	LIH
1,4-Dichlorobenzene	ND	10	ug/L	EPA 8260B		1	12/12/17 10:00	12/12/17 14:50	7120296	LIH
trans-1,4-Dichloro-2-butene	ND	5.0	ug/L	EPA 8260B		1	12/12/17 10:00	12/12/17 14:50	7120296	LIH
Dichlorodifluoromethane	ND	10	ug/L	EPA 8260B		1	12/12/17 10:00	12/12/17 14:50	7120296	LIH
1,1-Dichloroethane	ND	2.0	ug/L	EPA 8260B		1	12/12/17 10:00	12/12/17 14:50	7120296	LIH
1,2-Dichloroethane	ND	2.0	ug/L	EPA 8260B		1	12/12/17 10:00	12/12/17 14:50	7120296	LIH
1,1-Dichloroethene	ND	2.0	ug/L	EPA 8260B		1	12/12/17 10:00	12/12/17 14:50	7120296	LIH
cis-1,2-Dichloroethene	ND	2.0	ug/L	EPA 8260B		1	12/12/17 10:00	12/12/17 14:50	7120296	LIH
trans-1,2-Dichloroethene	ND	2.0	ug/L	EPA 8260B		1	12/12/17 10:00	12/12/17 14:50	7120296	LIH

PACE ANALYTICAL SERVICES, LLC.

Environmental Monitoring & Laboratory Analysis
110 Technology Parkway, Peachtree Corners, GA 30092
(770) 734-4200 FAX (770) 734-4201

WENCK Associates
1080 Holcomb Bridge Road, Building 100, S
Roswell GA, 30076
Attention: Ms. Katie T. Ross

December 18, 2017

Report No.: AAL0360
Client ID: SDS-1
Date/Time Sampled: 12/08/2017 9:00:00AM
Matrix: Ground Water

Project: AMC Dalton
Lab Number ID: AAL0360-01
Date/Time Received: 12/11/2017 3:45:00PM

Analyte	Result	RL	Units	Method	Qual.	DF	Preparation Date	Analytical Date	Batch	Init.
Volatile Organic Compounds by EPA 8260										
1,2-Dichloropropane	ND	2.0	ug/L	EPA 8260B		1	12/12/17 10:00	12/12/17 14:50	7120296	LIH
1,3-Dichloropropane	ND	2.0	ug/L	EPA 8260B		1	12/12/17 10:00	12/12/17 14:50	7120296	LIH
2,2-Dichloropropane	ND	10	ug/L	EPA 8260B		1	12/12/17 10:00	12/12/17 14:50	7120296	LIH
1,1-Dichloropropene	ND	10	ug/L	EPA 8260B		1	12/12/17 10:00	12/12/17 14:50	7120296	LIH
cis-1,3-Dichloropropene	ND	2.0	ug/L	EPA 8260B		1	12/12/17 10:00	12/12/17 14:50	7120296	LIH
trans-1,3-Dichloropropene	ND	2.0	ug/L	EPA 8260B		1	12/12/17 10:00	12/12/17 14:50	7120296	LIH
Ethylbenzene	ND	2.0	ug/L	EPA 8260B		1	12/12/17 10:00	12/12/17 14:50	7120296	LIH
Ethyl Methacrylate	ND	10	ug/L	EPA 8260B		1	12/12/17 10:00	12/12/17 14:50	7120296	LIH
Hexachlorobutadiene	ND	10	ug/L	EPA 8260B		1	12/12/17 10:00	12/12/17 14:50	7120296	LIH
p-Isopropyltoluene	ND	10	ug/L	EPA 8260B		1	12/12/17 10:00	12/12/17 14:50	7120296	LIH
Hexachloroethane	ND	10	ug/L	EPA 8260B		1	12/12/17 10:00	12/12/17 14:50	7120296	LIH
Iodomethane	ND	10	ug/L	EPA 8260B		1	12/12/17 10:00	12/12/17 14:50	7120296	LIH
Isopropylbenzene	ND	10	ug/L	EPA 8260B		1	12/12/17 10:00	12/12/17 14:50	7120296	LIH
Methacrylonitrile	ND	10	ug/L	EPA 8260B		1	12/12/17 10:00	12/12/17 14:50	7120296	LIH
Methyl Acrylate	ND	10	ug/L	EPA 8260B		1	12/12/17 10:00	12/12/17 14:50	7120296	LIH
Methyl Butyl Ketone (2-Hexanone)	ND	10	ug/L	EPA 8260B		1	12/12/17 10:00	12/12/17 14:50	7120296	LIH
Methylene Chloride	ND	5.0	ug/L	EPA 8260B		1	12/12/17 10:00	12/12/17 14:50	7120296	LIH
Methyl Ethyl Ketone (2-Butanone)	ND	100	ug/L	EPA 8260B		1	12/12/17 10:00	12/12/17 14:50	7120296	LIH
Methyl Methacrylate	ND	10	ug/L	EPA 8260B		1	12/12/17 10:00	12/12/17 14:50	7120296	LIH
4-Methyl-2-pentanone (MIBK)	ND	10	ug/L	EPA 8260B		1	12/12/17 10:00	12/12/17 14:50	7120296	LIH
Methyl-tert-Butyl Ether	ND	10	ug/L	EPA 8260B		1	12/12/17 10:00	12/12/17 14:50	7120296	LIH
Naphthalene	ND	10	ug/L	EPA 8260B		1	12/12/17 10:00	12/12/17 14:50	7120296	LIH
2-Nitropropane	ND	10	ug/L	EPA 8260B		1	12/12/17 10:00	12/12/17 14:50	7120296	LIH
Propionitrile (Ethyl Cyanide)	ND	20	ug/L	EPA 8260B		1	12/12/17 10:00	12/12/17 14:50	7120296	LIH
n-Propylbenzene	ND	10	ug/L	EPA 8260B		1	12/12/17 10:00	12/12/17 14:50	7120296	LIH
Styrene	ND	5.0	ug/L	EPA 8260B		1	12/12/17 10:00	12/12/17 14:50	7120296	LIH
1,1,1,2-Tetrachloroethane	ND	2.0	ug/L	EPA 8260B		1	12/12/17 10:00	12/12/17 14:50	7120296	LIH
1,1,2,2-Tetrachloroethane	ND	2.0	ug/L	EPA 8260B		1	12/12/17 10:00	12/12/17 14:50	7120296	LIH
Tetrachloroethene	ND	2.0	ug/L	EPA 8260B		1	12/12/17 10:00	12/12/17 14:50	7120296	LIH
Tetrahydrofuran	ND	10	ug/L	EPA 8260B		1	12/12/17 10:00	12/12/17 14:50	7120296	LIH
Toluene	ND	2.0	ug/L	EPA 8260B		1	12/12/17 10:00	12/12/17 14:50	7120296	LIH
1,2,3-Trichlorobenzene	ND	10	ug/L	EPA 8260B		1	12/12/17 10:00	12/12/17 14:50	7120296	LIH
1,2,4-Trichlorobenzene	ND	10	ug/L	EPA 8260B		1	12/12/17 10:00	12/12/17 14:50	7120296	LIH
1,1,1-Trichloroethane	ND	2.0	ug/L	EPA 8260B		1	12/12/17 10:00	12/12/17 14:50	7120296	LIH
1,1,2-Trichloroethane	ND	2.0	ug/L	EPA 8260B		1	12/12/17 10:00	12/12/17 14:50	7120296	LIH
Trichloroethene	ND	2.0	ug/L	EPA 8260B		1	12/12/17 10:00	12/12/17 14:50	7120296	LIH

PACE ANALYTICAL SERVICES, LLC.

Environmental Monitoring & Laboratory Analysis
110 Technology Parkway, Peachtree Corners, GA 30092
(770) 734-4200 FAX (770) 734-4201

WENCK Associates
1080 Holcomb Bridge Road, Building 100, S
Roswell GA, 30076
Attention: Ms. Katie T. Ross

December 18, 2017

Report No.: AAL0360
Client ID: SDS-1
Date/Time Sampled: 12/08/2017 9:00:00AM
Matrix: Ground Water

Project: AMC Dalton
Lab Number ID: AAL0360-01
Date/Time Received: 12/11/2017 3:45:00PM

Analyte	Result	RL	Units	Method	Qual.	DF	Preparation Date	Analytical Date	Batch	Init.
Volatile Organic Compounds by EPA 8260										
Trichlorofluoromethane	ND	10	ug/L	EPA 8260B		1	12/12/17 10:00	12/12/17 14:50	7120296	LIH
1,2,3-Trichloropropane	ND	10	ug/L	EPA 8260B		1	12/12/17 10:00	12/12/17 14:50	7120296	LIH
1,2,4-Trimethylbenzene	ND	10	ug/L	EPA 8260B		1	12/12/17 10:00	12/12/17 14:50	7120296	LIH
1,3,5-Trimethylbenzene	ND	10	ug/L	EPA 8260B		1	12/12/17 10:00	12/12/17 14:50	7120296	LIH
Vinyl Acetate	ND	10	ug/L	EPA 8260B		1	12/12/17 10:00	12/12/17 14:50	7120296	LIH
Vinyl Chloride	ND	2.0	ug/L	EPA 8260B		1	12/12/17 10:00	12/12/17 14:50	7120296	LIH
m+p-Xylene	ND	5.0	ug/L	EPA 8260B		1	12/12/17 10:00	12/12/17 14:50	7120296	LIH
o-Xylene	ND	5.0	ug/L	EPA 8260B		1	12/12/17 10:00	12/12/17 14:50	7120296	LIH
Xylenes, total	ND	5.0	ug/L	EPA 8260B		1	12/12/17 10:00	12/12/17 14:50	7120296	LIH
Surrogate: Dibromofluoromethane	*102 %*	*80-120*		*EPA 8260B*			*12/12/17 10:00*	*12/12/17 14:50*	*7120296*	
Surrogate: 1,2-Dichloroethane-d4	*104 %*	*78-120*		*EPA 8260B*			*12/12/17 10:00*	*12/12/17 14:50*	*7120296*	
Surrogate: Toluene-d8	*96 %*	*80-120*		*EPA 8260B*			*12/12/17 10:00*	*12/12/17 14:50*	*7120296*	
Surrogate: 4-Bromofluorobenzene	*94 %*	*80-120*		*EPA 8260B*			*12/12/17 10:00*	*12/12/17 14:50*	*7120296*	

PACE ANALYTICAL SERVICES, LLC.

Environmental Monitoring & Laboratory Analysis
110 Technology Parkway, Peachtree Corners, GA 30092
(770) 734-4200 FAX (770) 734-4201

WENCK Associates
1080 Holcomb Bridge Road, Building 100, S
Roswell GA, 30076
Attention: Ms. Katie T. Ross

December 18, 2017

Report No.: AAL0360
Client ID: SDS-2
Date/Time Sampled: 12/08/2017 9:05:00AM
Matrix: Ground Water

Project: AMC Dalton
Lab Number ID: AAL0360-02
Date/Time Received: 12/11/2017 3:45:00PM

Analyte	Result	RL	Units	Method	Qual.	DF	Preparation Date	Analytical Date	Batch	Init.
Volatile Organic Compounds by EPA 8260										
Acetone	ND	100	ug/L	EPA 8260B		1	12/12/17 10:00	12/12/17 15:16	7120296	LIH
Acrolein	ND	50	ug/L	EPA 8260B		1	12/12/17 10:00	12/12/17 15:16	7120296	LIH
Acrylonitrile	ND	50	ug/L	EPA 8260B		1	12/12/17 10:00	12/12/17 15:16	7120296	LIH
Allyl Chloride (3-Chloropropylene)	ND	10	ug/L	EPA 8260B		1	12/12/17 10:00	12/12/17 15:16	7120296	LIH
Benzene	ND	2.0	ug/L	EPA 8260B		1	12/12/17 10:00	12/12/17 15:16	7120296	LIH
Bromobenzene	ND	10	ug/L	EPA 8260B		1	12/12/17 10:00	12/12/17 15:16	7120296	LIH
Bromochloromethane	ND	10	ug/L	EPA 8260B		1	12/12/17 10:00	12/12/17 15:16	7120296	LIH
Bromodichloromethane	ND	10	ug/L	EPA 8260B		1	12/12/17 10:00	12/12/17 15:16	7120296	LIH
Bromoform	ND	10	ug/L	EPA 8260B		1	12/12/17 10:00	12/12/17 15:16	7120296	LIH
Bromomethane	ND	10	ug/L	EPA 8260B		1	12/12/17 10:00	12/12/17 15:16	7120296	LIH
n-Butylbenzene	ND	10	ug/L	EPA 8260B		1	12/12/17 10:00	12/12/17 15:16	7120296	LIH
sec-Butylbenzene	ND	10	ug/L	EPA 8260B		1	12/12/17 10:00	12/12/17 15:16	7120296	LIH
tert-Butylbenzene	ND	10	ug/L	EPA 8260B		1	12/12/17 10:00	12/12/17 15:16	7120296	LIH
Carbon Disulfide	ND	10	ug/L	EPA 8260B		1	12/12/17 10:00	12/12/17 15:16	7120296	LIH
Carbon Tetrachloride	ND	2.0	ug/L	EPA 8260B		1	12/12/17 10:00	12/12/17 15:16	7120296	LIH
Chlorobenzene	ND	10	ug/L	EPA 8260B		1	12/12/17 10:00	12/12/17 15:16	7120296	LIH
1-Chlorobutane	ND	10	ug/L	EPA 8260B		1	12/12/17 10:00	12/12/17 15:16	7120296	LIH
Chloroethane	ND	5.0	ug/L	EPA 8260B		1	12/12/17 10:00	12/12/17 15:16	7120296	LIH
Chloroform	ND	2.0	ug/L	EPA 8260B		1	12/12/17 10:00	12/12/17 15:16	7120296	LIH
Chloromethane	ND	10	ug/L	EPA 8260B		1	12/12/17 10:00	12/12/17 15:16	7120296	LIH
2-Chlorotoluene	ND	10	ug/L	EPA 8260B		1	12/12/17 10:00	12/12/17 15:16	7120296	LIH
4-Chlorotoluene	ND	10	ug/L	EPA 8260B		1	12/12/17 10:00	12/12/17 15:16	7120296	LIH
Dibromochloromethane	ND	10	ug/L	EPA 8260B		1	12/12/17 10:00	12/12/17 15:16	7120296	LIH
1,2-Dibromo-3-chloropropane	ND	10	ug/L	EPA 8260B		1	12/12/17 10:00	12/12/17 15:16	7120296	LIH
1,2-Dibromoethane	ND	10	ug/L	EPA 8260B		1	12/12/17 10:00	12/12/17 15:16	7120296	LIH
Dibromomethane	ND	10	ug/L	EPA 8260B		1	12/12/17 10:00	12/12/17 15:16	7120296	LIH
1,2-Dichlorobenzene	ND	10	ug/L	EPA 8260B		1	12/12/17 10:00	12/12/17 15:16	7120296	LIH
1,3-Dichlorobenzene	ND	10	ug/L	EPA 8260B		1	12/12/17 10:00	12/12/17 15:16	7120296	LIH
1,4-Dichlorobenzene	ND	10	ug/L	EPA 8260B		1	12/12/17 10:00	12/12/17 15:16	7120296	LIH
trans-1,4-Dichloro-2-butene	ND	5.0	ug/L	EPA 8260B		1	12/12/17 10:00	12/12/17 15:16	7120296	LIH
Dichlorodifluoromethane	ND	10	ug/L	EPA 8260B		1	12/12/17 10:00	12/12/17 15:16	7120296	LIH
1,1-Dichloroethane	ND	2.0	ug/L	EPA 8260B		1	12/12/17 10:00	12/12/17 15:16	7120296	LIH
1,2-Dichloroethane	ND	2.0	ug/L	EPA 8260B		1	12/12/17 10:00	12/12/17 15:16	7120296	LIH
1,1-Dichloroethene	ND	2.0	ug/L	EPA 8260B		1	12/12/17 10:00	12/12/17 15:16	7120296	LIH
cis-1,2-Dichloroethene	150	20	ug/L	EPA 8260B		10	12/13/17 10:00	12/13/17 18:26	7120296	LIH
trans-1,2-Dichloroethene	ND	2.0	ug/L	EPA 8260B		1	12/12/17 10:00	12/12/17 15:16	7120296	LIH

PACE ANALYTICAL SERVICES, LLC.

Environmental Monitoring & Laboratory Analysis
110 Technology Parkway, Peachtree Corners, GA 30092
(770) 734-4200 FAX (770) 734-4201

WENCK Associates
1080 Holcomb Bridge Road, Building 100, S
Roswell GA, 30076
Attention: Ms. Katie T. Ross

December 18, 2017

Report No.: AAL0360
Client ID: SDS-2
Date/Time Sampled: 12/08/2017 9:05:00AM
Matrix: Ground Water

Project: AMC Dalton
Lab Number ID: AAL0360-02
Date/Time Received: 12/11/2017 3:45:00PM

Analyte	Result	RL	Units	Method	Qual.	DF	Preparation Date	Analytical Date	Batch	Init.
Volatile Organic Compounds by EPA 8260										
1,2-Dichloropropane	ND	2.0	ug/L	EPA 8260B		1	12/12/17 10:00	12/12/17 15:16	7120296	LIH
1,3-Dichloropropane	ND	2.0	ug/L	EPA 8260B		1	12/12/17 10:00	12/12/17 15:16	7120296	LIH
2,2-Dichloropropane	ND	10	ug/L	EPA 8260B		1	12/12/17 10:00	12/12/17 15:16	7120296	LIH
1,1-Dichloropropene	ND	10	ug/L	EPA 8260B		1	12/12/17 10:00	12/12/17 15:16	7120296	LIH
cis-1,3-Dichloropropene	ND	2.0	ug/L	EPA 8260B		1	12/12/17 10:00	12/12/17 15:16	7120296	LIH
trans-1,3-Dichloropropene	ND	2.0	ug/L	EPA 8260B		1	12/12/17 10:00	12/12/17 15:16	7120296	LIH
Ethylbenzene	ND	2.0	ug/L	EPA 8260B		1	12/12/17 10:00	12/12/17 15:16	7120296	LIH
Ethyl Methacrylate	ND	10	ug/L	EPA 8260B		1	12/12/17 10:00	12/12/17 15:16	7120296	LIH
Hexachlorobutadiene	ND	10	ug/L	EPA 8260B		1	12/12/17 10:00	12/12/17 15:16	7120296	LIH
p-Isopropyltoluene	ND	10	ug/L	EPA 8260B		1	12/12/17 10:00	12/12/17 15:16	7120296	LIH
Hexachloroethane	ND	10	ug/L	EPA 8260B		1	12/12/17 10:00	12/12/17 15:16	7120296	LIH
Iodomethane	ND	10	ug/L	EPA 8260B		1	12/12/17 10:00	12/12/17 15:16	7120296	LIH
Isopropylbenzene	ND	10	ug/L	EPA 8260B		1	12/12/17 10:00	12/12/17 15:16	7120296	LIH
Methacrylonitrile	ND	10	ug/L	EPA 8260B		1	12/12/17 10:00	12/12/17 15:16	7120296	LIH
Methyl Acrylate	ND	10	ug/L	EPA 8260B		1	12/12/17 10:00	12/12/17 15:16	7120296	LIH
Methyl Butyl Ketone (2-Hexanone)	ND	10	ug/L	EPA 8260B		1	12/12/17 10:00	12/12/17 15:16	7120296	LIH
Methylene Chloride	ND	5.0	ug/L	EPA 8260B		1	12/12/17 10:00	12/12/17 15:16	7120296	LIH
Methyl Ethyl Ketone (2-Butanone)	ND	100	ug/L	EPA 8260B		1	12/12/17 10:00	12/12/17 15:16	7120296	LIH
Methyl Methacrylate	ND	10	ug/L	EPA 8260B		1	12/12/17 10:00	12/12/17 15:16	7120296	LIH
4-Methyl-2-pentanone (MIBK)	ND	10	ug/L	EPA 8260B		1	12/12/17 10:00	12/12/17 15:16	7120296	LIH
Methyl-tert-Butyl Ether	ND	10	ug/L	EPA 8260B		1	12/12/17 10:00	12/12/17 15:16	7120296	LIH
Naphthalene	ND	10	ug/L	EPA 8260B		1	12/12/17 10:00	12/12/17 15:16	7120296	LIH
2-Nitropropane	ND	10	ug/L	EPA 8260B		1	12/12/17 10:00	12/12/17 15:16	7120296	LIH
Propionitrile (Ethyl Cyanide)	ND	20	ug/L	EPA 8260B		1	12/12/17 10:00	12/12/17 15:16	7120296	LIH
n-Propylbenzene	ND	10	ug/L	EPA 8260B		1	12/12/17 10:00	12/12/17 15:16	7120296	LIH
Styrene	ND	5.0	ug/L	EPA 8260B		1	12/12/17 10:00	12/12/17 15:16	7120296	LIH
1,1,1,2-Tetrachloroethane	ND	2.0	ug/L	EPA 8260B		1	12/12/17 10:00	12/12/17 15:16	7120296	LIH
1,1,2,2-Tetrachloroethane	ND	2.0	ug/L	EPA 8260B		1	12/12/17 10:00	12/12/17 15:16	7120296	LIH
Tetrachloroethene	ND	2.0	ug/L	EPA 8260B		1	12/12/17 10:00	12/12/17 15:16	7120296	LIH
Tetrahydrofuran	ND	10	ug/L	EPA 8260B		1	12/12/17 10:00	12/12/17 15:16	7120296	LIH
Toluene	ND	2.0	ug/L	EPA 8260B		1	12/12/17 10:00	12/12/17 15:16	7120296	LIH
1,2,3-Trichlorobenzene	ND	10	ug/L	EPA 8260B		1	12/12/17 10:00	12/12/17 15:16	7120296	LIH
1,2,4-Trichlorobenzene	ND	10	ug/L	EPA 8260B		1	12/12/17 10:00	12/12/17 15:16	7120296	LIH
1,1,1-Trichloroethane	ND	2.0	ug/L	EPA 8260B		1	12/12/17 10:00	12/12/17 15:16	7120296	LIH
1,1,2-Trichloroethane	ND	2.0	ug/L	EPA 8260B		1	12/12/17 10:00	12/12/17 15:16	7120296	LIH
Trichloroethene	3.6	2.0	ug/L	EPA 8260B		1	12/12/17 10:00	12/12/17 15:16	7120296	LIH

PACE ANALYTICAL SERVICES, LLC.

Environmental Monitoring & Laboratory Analysis
110 Technology Parkway, Peachtree Corners, GA 30092
(770) 734-4200 FAX (770) 734-4201

WENCK Associates
1080 Holcomb Bridge Road, Building 100, S
Roswell GA, 30076
Attention: Ms. Katie T. Ross

December 18, 2017

Report No.: AAL0360
Client ID: SDS-2
Date/Time Sampled: 12/08/2017 9:05:00AM
Matrix: Ground Water

Project: AMC Dalton
Lab Number ID: AAL0360-02
Date/Time Received: 12/11/2017 3:45:00PM

Analyte	Result	RL	Units	Method	Qual.	DF	Preparation Date	Analytical Date	Batch	Init.
Volatile Organic Compounds by EPA 8260										
Trichlorofluoromethane	ND	10	ug/L	EPA 8260B		1	12/12/17 10:00	12/12/17 15:16	7120296	LIH
1,2,3-Trichloropropane	ND	10	ug/L	EPA 8260B		1	12/12/17 10:00	12/12/17 15:16	7120296	LIH
1,2,4-Trimethylbenzene	ND	10	ug/L	EPA 8260B		1	12/12/17 10:00	12/12/17 15:16	7120296	LIH
1,3,5-Trimethylbenzene	ND	10	ug/L	EPA 8260B		1	12/12/17 10:00	12/12/17 15:16	7120296	LIH
Vinyl Acetate	ND	10	ug/L	EPA 8260B		1	12/12/17 10:00	12/12/17 15:16	7120296	LIH
Vinyl Chloride	6.0	2.0	ug/L	EPA 8260B		1	12/12/17 10:00	12/12/17 15:16	7120296	LIH
m+p-Xylene	ND	5.0	ug/L	EPA 8260B		1	12/12/17 10:00	12/12/17 15:16	7120296	LIH
o-Xylene	ND	5.0	ug/L	EPA 8260B		1	12/12/17 10:00	12/12/17 15:16	7120296	LIH
Xylenes, total	ND	5.0	ug/L	EPA 8260B		1	12/12/17 10:00	12/12/17 15:16	7120296	LIH
Surrogate: Dibromofluoromethane	*103 %*	*80-120*		*EPA 8260B*			*12/12/17 10:00*	*12/12/17 15:16*	*7120296*	
Surrogate: Dibromofluoromethane	*106 %*	*80-120*		*EPA 8260B*			*12/13/17 10:00*	*12/13/17 18:26*	*7120296*	
Surrogate: 1,2-Dichloroethane-d4	*112 %*	*78-120*		*EPA 8260B*			*12/13/17 10:00*	*12/13/17 18:26*	*7120296*	
Surrogate: 1,2-Dichloroethane-d4	*104 %*	*78-120*		*EPA 8260B*			*12/12/17 10:00*	*12/12/17 15:16*	*7120296*	
Surrogate: Toluene-d8	*97 %*	*80-120*		*EPA 8260B*			*12/13/17 10:00*	*12/13/17 18:26*	*7120296*	
Surrogate: Toluene-d8	*95 %*	*80-120*		*EPA 8260B*			*12/12/17 10:00*	*12/12/17 15:16*	*7120296*	
Surrogate: 4-Bromofluorobenzene	*98 %*	*80-120*		*EPA 8260B*			*12/13/17 10:00*	*12/13/17 18:26*	*7120296*	
Surrogate: 4-Bromofluorobenzene	*93 %*	*80-120*		*EPA 8260B*			*12/12/17 10:00*	*12/12/17 15:16*	*7120296*	

PACE ANALYTICAL SERVICES, LLC.

Environmental Monitoring & Laboratory Analysis
110 Technology Parkway, Peachtree Corners, GA 30092
(770) 734-4200 FAX (770) 734-4201

WENCK Associates
1080 Holcomb Bridge Road, Building 100, S
Roswell GA, 30076
Attention: Ms. Katie T. Ross

December 18, 2017

Report No.: AAL0360
Client ID: SDS-3
Date/Time Sampled: 12/08/2017 9:10:00AM
Matrix: Ground Water

Project: AMC Dalton
Lab Number ID: AAL0360-03
Date/Time Received: 12/11/2017 3:45:00PM

Analyte	Result	RL	Units	Method	Qual.	DF	Preparation Date	Analytical Date	Batch	Init.
Volatile Organic Compounds by EPA 8260										
Acetone	ND	100	ug/L	EPA 8260B		1	12/12/17 10:00	12/12/17 15:41	7120296	LIH
Acrolein	ND	50	ug/L	EPA 8260B		1	12/12/17 10:00	12/12/17 15:41	7120296	LIH
Acrylonitrile	ND	50	ug/L	EPA 8260B		1	12/12/17 10:00	12/12/17 15:41	7120296	LIH
Allyl Chloride (3-Chloropropylene)	ND	10	ug/L	EPA 8260B		1	12/12/17 10:00	12/12/17 15:41	7120296	LIH
Benzene	ND	2.0	ug/L	EPA 8260B		1	12/12/17 10:00	12/12/17 15:41	7120296	LIH
Bromobenzene	ND	10	ug/L	EPA 8260B		1	12/12/17 10:00	12/12/17 15:41	7120296	LIH
Bromochloromethane	ND	10	ug/L	EPA 8260B		1	12/12/17 10:00	12/12/17 15:41	7120296	LIH
Bromodichloromethane	ND	10	ug/L	EPA 8260B		1	12/12/17 10:00	12/12/17 15:41	7120296	LIH
Bromoform	ND	10	ug/L	EPA 8260B		1	12/12/17 10:00	12/12/17 15:41	7120296	LIH
Bromomethane	ND	10	ug/L	EPA 8260B		1	12/12/17 10:00	12/12/17 15:41	7120296	LIH
n-Butylbenzene	ND	10	ug/L	EPA 8260B		1	12/12/17 10:00	12/12/17 15:41	7120296	LIH
sec-Butylbenzene	ND	10	ug/L	EPA 8260B		1	12/12/17 10:00	12/12/17 15:41	7120296	LIH
tert-Butylbenzene	ND	10	ug/L	EPA 8260B		1	12/12/17 10:00	12/12/17 15:41	7120296	LIH
Carbon Disulfide	ND	10	ug/L	EPA 8260B		1	12/12/17 10:00	12/12/17 15:41	7120296	LIH
Carbon Tetrachloride	ND	2.0	ug/L	EPA 8260B		1	12/12/17 10:00	12/12/17 15:41	7120296	LIH
Chlorobenzene	ND	10	ug/L	EPA 8260B		1	12/12/17 10:00	12/12/17 15:41	7120296	LIH
1-Chlorobutane	ND	10	ug/L	EPA 8260B		1	12/12/17 10:00	12/12/17 15:41	7120296	LIH
Chloroethane	ND	5.0	ug/L	EPA 8260B		1	12/12/17 10:00	12/12/17 15:41	7120296	LIH
Chloroform	ND	2.0	ug/L	EPA 8260B		1	12/12/17 10:00	12/12/17 15:41	7120296	LIH
Chloromethane	ND	10	ug/L	EPA 8260B		1	12/12/17 10:00	12/12/17 15:41	7120296	LIH
2-Chlorotoluene	ND	10	ug/L	EPA 8260B		1	12/12/17 10:00	12/12/17 15:41	7120296	LIH
4-Chlorotoluene	ND	10	ug/L	EPA 8260B		1	12/12/17 10:00	12/12/17 15:41	7120296	LIH
Dibromochloromethane	ND	10	ug/L	EPA 8260B		1	12/12/17 10:00	12/12/17 15:41	7120296	LIH
1,2-Dibromo-3-chloropropane	ND	10	ug/L	EPA 8260B		1	12/12/17 10:00	12/12/17 15:41	7120296	LIH
1,2-Dibromoethane	ND	10	ug/L	EPA 8260B		1	12/12/17 10:00	12/12/17 15:41	7120296	LIH
Dibromomethane	ND	10	ug/L	EPA 8260B		1	12/12/17 10:00	12/12/17 15:41	7120296	LIH
1,2-Dichlorobenzene	ND	10	ug/L	EPA 8260B		1	12/12/17 10:00	12/12/17 15:41	7120296	LIH
1,3-Dichlorobenzene	ND	10	ug/L	EPA 8260B		1	12/12/17 10:00	12/12/17 15:41	7120296	LIH
1,4-Dichlorobenzene	ND	10	ug/L	EPA 8260B		1	12/12/17 10:00	12/12/17 15:41	7120296	LIH
trans-1,4-Dichloro-2-butene	ND	5.0	ug/L	EPA 8260B		1	12/12/17 10:00	12/12/17 15:41	7120296	LIH
Dichlorodifluoromethane	ND	10	ug/L	EPA 8260B		1	12/12/17 10:00	12/12/17 15:41	7120296	LIH
1,1-Dichloroethane	ND	2.0	ug/L	EPA 8260B		1	12/12/17 10:00	12/12/17 15:41	7120296	LIH
1,2-Dichloroethane	ND	2.0	ug/L	EPA 8260B		1	12/12/17 10:00	12/12/17 15:41	7120296	LIH
1,1-Dichloroethene	ND	2.0	ug/L	EPA 8260B		1	12/12/17 10:00	12/12/17 15:41	7120296	LIH
cis-1,2-Dichloroethene	3.4	2.0	ug/L	EPA 8260B		1	12/12/17 10:00	12/12/17 15:41	7120296	LIH
trans-1,2-Dichloroethene	ND	2.0	ug/L	EPA 8260B		1	12/12/17 10:00	12/12/17 15:41	7120296	LIH

PACE ANALYTICAL SERVICES, LLC.

Environmental Monitoring & Laboratory Analysis
110 Technology Parkway, Peachtree Corners, GA 30092
(770) 734-4200 FAX (770) 734-4201

WENCK Associates
1080 Holcomb Bridge Road, Building 100, S
Roswell GA, 30076
Attention: Ms. Katie T. Ross

December 18, 2017

Report No.: AAL0360
Client ID: SDS-3
Date/Time Sampled: 12/08/2017 9:10:00AM
Matrix: Ground Water

Project: AMC Dalton
Lab Number ID: AAL0360-03
Date/Time Received: 12/11/2017 3:45:00PM

Analyte	Result	RL	Units	Method	Qual.	DF	Preparation Date	Analytical Date	Batch	Init.
Volatile Organic Compounds by EPA 8260										
1,2-Dichloropropane	ND	2.0	ug/L	EPA 8260B		1	12/12/17 10:00	12/12/17 15:41	7120296	LIH
1,3-Dichloropropane	ND	2.0	ug/L	EPA 8260B		1	12/12/17 10:00	12/12/17 15:41	7120296	LIH
2,2-Dichloropropane	ND	10	ug/L	EPA 8260B		1	12/12/17 10:00	12/12/17 15:41	7120296	LIH
1,1-Dichloropropene	ND	10	ug/L	EPA 8260B		1	12/12/17 10:00	12/12/17 15:41	7120296	LIH
cis-1,3-Dichloropropene	ND	2.0	ug/L	EPA 8260B		1	12/12/17 10:00	12/12/17 15:41	7120296	LIH
trans-1,3-Dichloropropene	ND	2.0	ug/L	EPA 8260B		1	12/12/17 10:00	12/12/17 15:41	7120296	LIH
Ethylbenzene	ND	2.0	ug/L	EPA 8260B		1	12/12/17 10:00	12/12/17 15:41	7120296	LIH
Ethyl Methacrylate	ND	10	ug/L	EPA 8260B		1	12/12/17 10:00	12/12/17 15:41	7120296	LIH
Hexachlorobutadiene	ND	10	ug/L	EPA 8260B		1	12/12/17 10:00	12/12/17 15:41	7120296	LIH
p-Isopropyltoluene	ND	10	ug/L	EPA 8260B		1	12/12/17 10:00	12/12/17 15:41	7120296	LIH
Hexachloroethane	ND	10	ug/L	EPA 8260B		1	12/12/17 10:00	12/12/17 15:41	7120296	LIH
Iodomethane	ND	10	ug/L	EPA 8260B		1	12/12/17 10:00	12/12/17 15:41	7120296	LIH
Isopropylbenzene	ND	10	ug/L	EPA 8260B		1	12/12/17 10:00	12/12/17 15:41	7120296	LIH
Methacrylonitrile	ND	10	ug/L	EPA 8260B		1	12/12/17 10:00	12/12/17 15:41	7120296	LIH
Methyl Acrylate	ND	10	ug/L	EPA 8260B		1	12/12/17 10:00	12/12/17 15:41	7120296	LIH
Methyl Butyl Ketone (2-Hexanone)	ND	10	ug/L	EPA 8260B		1	12/12/17 10:00	12/12/17 15:41	7120296	LIH
Methylene Chloride	ND	5.0	ug/L	EPA 8260B		1	12/12/17 10:00	12/12/17 15:41	7120296	LIH
Methyl Ethyl Ketone (2-Butanone)	ND	100	ug/L	EPA 8260B		1	12/12/17 10:00	12/12/17 15:41	7120296	LIH
Methyl Methacrylate	ND	10	ug/L	EPA 8260B		1	12/12/17 10:00	12/12/17 15:41	7120296	LIH
4-Methyl-2-pentanone (MIBK)	ND	10	ug/L	EPA 8260B		1	12/12/17 10:00	12/12/17 15:41	7120296	LIH
Methyl-tert-Butyl Ether	ND	10	ug/L	EPA 8260B		1	12/12/17 10:00	12/12/17 15:41	7120296	LIH
Naphthalene	ND	10	ug/L	EPA 8260B		1	12/12/17 10:00	12/12/17 15:41	7120296	LIH
2-Nitropropane	ND	10	ug/L	EPA 8260B		1	12/12/17 10:00	12/12/17 15:41	7120296	LIH
Propionitrile (Ethyl Cyanide)	ND	20	ug/L	EPA 8260B		1	12/12/17 10:00	12/12/17 15:41	7120296	LIH
n-Propylbenzene	ND	10	ug/L	EPA 8260B		1	12/12/17 10:00	12/12/17 15:41	7120296	LIH
Styrene	ND	5.0	ug/L	EPA 8260B		1	12/12/17 10:00	12/12/17 15:41	7120296	LIH
1,1,1,2-Tetrachloroethane	ND	2.0	ug/L	EPA 8260B		1	12/12/17 10:00	12/12/17 15:41	7120296	LIH
1,1,2,2-Tetrachloroethane	ND	2.0	ug/L	EPA 8260B		1	12/12/17 10:00	12/12/17 15:41	7120296	LIH
Tetrachloroethene	ND	2.0	ug/L	EPA 8260B		1	12/12/17 10:00	12/12/17 15:41	7120296	LIH
Tetrahydrofuran	ND	10	ug/L	EPA 8260B		1	12/12/17 10:00	12/12/17 15:41	7120296	LIH
Toluene	ND	2.0	ug/L	EPA 8260B		1	12/12/17 10:00	12/12/17 15:41	7120296	LIH
1,2,3-Trichlorobenzene	ND	10	ug/L	EPA 8260B		1	12/12/17 10:00	12/12/17 15:41	7120296	LIH
1,2,4-Trichlorobenzene	ND	10	ug/L	EPA 8260B		1	12/12/17 10:00	12/12/17 15:41	7120296	LIH
1,1,1-Trichloroethane	ND	2.0	ug/L	EPA 8260B		1	12/12/17 10:00	12/12/17 15:41	7120296	LIH
1,1,2-Trichloroethane	ND	2.0	ug/L	EPA 8260B		1	12/12/17 10:00	12/12/17 15:41	7120296	LIH
Trichloroethene	ND	2.0	ug/L	EPA 8260B		1	12/12/17 10:00	12/12/17 15:41	7120296	LIH

PACE ANALYTICAL SERVICES, LLC.

Environmental Monitoring & Laboratory Analysis
110 Technology Parkway, Peachtree Corners, GA 30092
(770) 734-4200 FAX (770) 734-4201

WENCK Associates
1080 Holcomb Bridge Road, Building 100, S
Roswell GA, 30076
Attention: Ms. Katie T. Ross

December 18, 2017

Report No.: AAL0360
Client ID: SDS-3
Date/Time Sampled: 12/08/2017 9:10:00AM
Matrix: Ground Water

Project: AMC Dalton
Lab Number ID: AAL0360-03
Date/Time Received: 12/11/2017 3:45:00PM

Analyte	Result	RL	Units	Method	Qual.	DF	Preparation Date	Analytical Date	Batch	Init.
Volatile Organic Compounds by EPA 8260										
Trichlorofluoromethane	ND	10	ug/L	EPA 8260B		1	12/12/17 10:00	12/12/17 15:41	7120296	LIH
1,2,3-Trichloropropane	ND	10	ug/L	EPA 8260B		1	12/12/17 10:00	12/12/17 15:41	7120296	LIH
1,2,4-Trimethylbenzene	ND	10	ug/L	EPA 8260B		1	12/12/17 10:00	12/12/17 15:41	7120296	LIH
1,3,5-Trimethylbenzene	ND	10	ug/L	EPA 8260B		1	12/12/17 10:00	12/12/17 15:41	7120296	LIH
Vinyl Acetate	ND	10	ug/L	EPA 8260B		1	12/12/17 10:00	12/12/17 15:41	7120296	LIH
Vinyl Chloride	ND	2.0	ug/L	EPA 8260B		1	12/12/17 10:00	12/12/17 15:41	7120296	LIH
m+p-Xylene	ND	5.0	ug/L	EPA 8260B		1	12/12/17 10:00	12/12/17 15:41	7120296	LIH
o-Xylene	ND	5.0	ug/L	EPA 8260B		1	12/12/17 10:00	12/12/17 15:41	7120296	LIH
Xylenes, total	ND	5.0	ug/L	EPA 8260B		1	12/12/17 10:00	12/12/17 15:41	7120296	LIH
Surrogate: Dibromofluoromethane	*102 %*	*80-120*		*EPA 8260B*			*12/12/17 10:00*	*12/12/17 15:41*	*7120296*	
Surrogate: 1,2-Dichloroethane-d4	*102 %*	*78-120*		*EPA 8260B*			*12/12/17 10:00*	*12/12/17 15:41*	*7120296*	
Surrogate: Toluene-d8	*96 %*	*80-120*		*EPA 8260B*			*12/12/17 10:00*	*12/12/17 15:41*	*7120296*	
Surrogate: 4-Bromofluorobenzene	*92 %*	*80-120*		*EPA 8260B*			*12/12/17 10:00*	*12/12/17 15:41*	*7120296*	

PACE ANALYTICAL SERVICES, LLC.

Environmental Monitoring & Laboratory Analysis
110 Technology Parkway, Peachtree Corners, GA 30092
(770) 734-4200 FAX (770) 734-4201

WENCK Associates
1080 Holcomb Bridge Road, Building 100, S
Roswell GA, 30076
Attention: Ms. Katie T. Ross

December 18, 2017

Report No.: AAL0360
Client ID: SDS-4
Date/Time Sampled: 12/08/2017 9:15:00AM
Matrix: Ground Water

Project: AMC Dalton
Lab Number ID: AAL0360-04
Date/Time Received: 12/11/2017 3:45:00PM

Analyte	Result	RL	Units	Method	Qual.	DF	Preparation Date	Analytical Date	Batch	Init.
Volatile Organic Compounds by EPA 8260										
Acetone	ND	100	ug/L	EPA 8260B		1	12/12/17 10:00	12/12/17 16:07	7120296	LIH
Acrolein	ND	50	ug/L	EPA 8260B		1	12/12/17 10:00	12/12/17 16:07	7120296	LIH
Acrylonitrile	ND	50	ug/L	EPA 8260B		1	12/12/17 10:00	12/12/17 16:07	7120296	LIH
Allyl Chloride (3-Chloropropylene)	ND	10	ug/L	EPA 8260B		1	12/12/17 10:00	12/12/17 16:07	7120296	LIH
Benzene	ND	2.0	ug/L	EPA 8260B		1	12/12/17 10:00	12/12/17 16:07	7120296	LIH
Bromobenzene	ND	10	ug/L	EPA 8260B		1	12/12/17 10:00	12/12/17 16:07	7120296	LIH
Bromochloromethane	ND	10	ug/L	EPA 8260B		1	12/12/17 10:00	12/12/17 16:07	7120296	LIH
Bromodichloromethane	ND	10	ug/L	EPA 8260B		1	12/12/17 10:00	12/12/17 16:07	7120296	LIH
Bromoform	ND	10	ug/L	EPA 8260B		1	12/12/17 10:00	12/12/17 16:07	7120296	LIH
Bromomethane	ND	10	ug/L	EPA 8260B		1	12/12/17 10:00	12/12/17 16:07	7120296	LIH
n-Butylbenzene	ND	10	ug/L	EPA 8260B		1	12/12/17 10:00	12/12/17 16:07	7120296	LIH
sec-Butylbenzene	ND	10	ug/L	EPA 8260B		1	12/12/17 10:00	12/12/17 16:07	7120296	LIH
tert-Butylbenzene	ND	10	ug/L	EPA 8260B		1	12/12/17 10:00	12/12/17 16:07	7120296	LIH
Carbon Disulfide	ND	10	ug/L	EPA 8260B		1	12/12/17 10:00	12/12/17 16:07	7120296	LIH
Carbon Tetrachloride	ND	2.0	ug/L	EPA 8260B		1	12/12/17 10:00	12/12/17 16:07	7120296	LIH
Chlorobenzene	ND	10	ug/L	EPA 8260B		1	12/12/17 10:00	12/12/17 16:07	7120296	LIH
1-Chlorobutane	ND	10	ug/L	EPA 8260B		1	12/12/17 10:00	12/12/17 16:07	7120296	LIH
Chloroethane	ND	5.0	ug/L	EPA 8260B		1	12/12/17 10:00	12/12/17 16:07	7120296	LIH
Chloroform	ND	2.0	ug/L	EPA 8260B		1	12/12/17 10:00	12/12/17 16:07	7120296	LIH
Chloromethane	ND	10	ug/L	EPA 8260B		1	12/12/17 10:00	12/12/17 16:07	7120296	LIH
2-Chlorotoluene	ND	10	ug/L	EPA 8260B		1	12/12/17 10:00	12/12/17 16:07	7120296	LIH
4-Chlorotoluene	ND	10	ug/L	EPA 8260B		1	12/12/17 10:00	12/12/17 16:07	7120296	LIH
Dibromochloromethane	ND	10	ug/L	EPA 8260B		1	12/12/17 10:00	12/12/17 16:07	7120296	LIH
1,2-Dibromo-3-chloropropane	ND	10	ug/L	EPA 8260B		1	12/12/17 10:00	12/12/17 16:07	7120296	LIH
1,2-Dibromoethane	ND	10	ug/L	EPA 8260B		1	12/12/17 10:00	12/12/17 16:07	7120296	LIH
Dibromomethane	ND	10	ug/L	EPA 8260B		1	12/12/17 10:00	12/12/17 16:07	7120296	LIH
1,2-Dichlorobenzene	ND	10	ug/L	EPA 8260B		1	12/12/17 10:00	12/12/17 16:07	7120296	LIH
1,3-Dichlorobenzene	ND	10	ug/L	EPA 8260B		1	12/12/17 10:00	12/12/17 16:07	7120296	LIH
1,4-Dichlorobenzene	ND	10	ug/L	EPA 8260B		1	12/12/17 10:00	12/12/17 16:07	7120296	LIH
trans-1,4-Dichloro-2-butene	ND	5.0	ug/L	EPA 8260B		1	12/12/17 10:00	12/12/17 16:07	7120296	LIH
Dichlorodifluoromethane	ND	10	ug/L	EPA 8260B		1	12/12/17 10:00	12/12/17 16:07	7120296	LIH
1,1-Dichloroethane	ND	2.0	ug/L	EPA 8260B		1	12/12/17 10:00	12/12/17 16:07	7120296	LIH
1,2-Dichloroethane	ND	2.0	ug/L	EPA 8260B		1	12/12/17 10:00	12/12/17 16:07	7120296	LIH
1,1-Dichloroethene	2.9	2.0	ug/L	EPA 8260B		1	12/12/17 10:00	12/12/17 16:07	7120296	LIH
cis-1,2-Dichloroethene	54	2.0	ug/L	EPA 8260B		1	12/12/17 10:00	12/12/17 16:07	7120296	LIH
trans-1,2-Dichloroethene	ND	2.0	ug/L	EPA 8260B		1	12/12/17 10:00	12/12/17 16:07	7120296	LIH

PACE ANALYTICAL SERVICES, LLC.

Environmental Monitoring & Laboratory Analysis
110 Technology Parkway, Peachtree Corners, GA 30092
(770) 734-4200 FAX (770) 734-4201

WENCK Associates
1080 Holcomb Bridge Road, Building 100, S
Roswell GA, 30076
Attention: Ms. Katie T. Ross

December 18, 2017

Report No.: AAL0360
Client ID: SDS-4
Date/Time Sampled: 12/08/2017 9:15:00AM
Matrix: Ground Water

Project: AMC Dalton
Lab Number ID: AAL0360-04
Date/Time Received: 12/11/2017 3:45:00PM

Analyte	Result	RL	Units	Method	Qual.	DF	Preparation Date	Analytical Date	Batch	Init.
Volatile Organic Compounds by EPA 8260										
1,2-Dichloropropane	ND	2.0	ug/L	EPA 8260B		1	12/12/17 10:00	12/12/17 16:07	7120296	LIH
1,3-Dichloropropane	ND	2.0	ug/L	EPA 8260B		1	12/12/17 10:00	12/12/17 16:07	7120296	LIH
2,2-Dichloropropane	ND	10	ug/L	EPA 8260B		1	12/12/17 10:00	12/12/17 16:07	7120296	LIH
1,1-Dichloropropene	ND	10	ug/L	EPA 8260B		1	12/12/17 10:00	12/12/17 16:07	7120296	LIH
cis-1,3-Dichloropropene	ND	2.0	ug/L	EPA 8260B		1	12/12/17 10:00	12/12/17 16:07	7120296	LIH
trans-1,3-Dichloropropene	ND	2.0	ug/L	EPA 8260B		1	12/12/17 10:00	12/12/17 16:07	7120296	LIH
Ethylbenzene	ND	2.0	ug/L	EPA 8260B		1	12/12/17 10:00	12/12/17 16:07	7120296	LIH
Ethyl Methacrylate	ND	10	ug/L	EPA 8260B		1	12/12/17 10:00	12/12/17 16:07	7120296	LIH
Hexachlorobutadiene	ND	10	ug/L	EPA 8260B		1	12/12/17 10:00	12/12/17 16:07	7120296	LIH
p-Isopropyltoluene	ND	10	ug/L	EPA 8260B		1	12/12/17 10:00	12/12/17 16:07	7120296	LIH
Hexachloroethane	ND	10	ug/L	EPA 8260B		1	12/12/17 10:00	12/12/17 16:07	7120296	LIH
Iodomethane	ND	10	ug/L	EPA 8260B		1	12/12/17 10:00	12/12/17 16:07	7120296	LIH
Isopropylbenzene	ND	10	ug/L	EPA 8260B		1	12/12/17 10:00	12/12/17 16:07	7120296	LIH
Methacrylonitrile	ND	10	ug/L	EPA 8260B		1	12/12/17 10:00	12/12/17 16:07	7120296	LIH
Methyl Acrylate	ND	10	ug/L	EPA 8260B		1	12/12/17 10:00	12/12/17 16:07	7120296	LIH
Methyl Butyl Ketone (2-Hexanone)	ND	10	ug/L	EPA 8260B		1	12/12/17 10:00	12/12/17 16:07	7120296	LIH
Methylene Chloride	ND	5.0	ug/L	EPA 8260B		1	12/12/17 10:00	12/12/17 16:07	7120296	LIH
Methyl Ethyl Ketone (2-Butanone)	ND	100	ug/L	EPA 8260B		1	12/12/17 10:00	12/12/17 16:07	7120296	LIH
Methyl Methacrylate	ND	10	ug/L	EPA 8260B		1	12/12/17 10:00	12/12/17 16:07	7120296	LIH
4-Methyl-2-pentanone (MIBK)	ND	10	ug/L	EPA 8260B		1	12/12/17 10:00	12/12/17 16:07	7120296	LIH
Methyl-tert-Butyl Ether	ND	10	ug/L	EPA 8260B		1	12/12/17 10:00	12/12/17 16:07	7120296	LIH
Naphthalene	ND	10	ug/L	EPA 8260B		1	12/12/17 10:00	12/12/17 16:07	7120296	LIH
2-Nitropropane	ND	10	ug/L	EPA 8260B		1	12/12/17 10:00	12/12/17 16:07	7120296	LIH
Propionitrile (Ethyl Cyanide)	ND	20	ug/L	EPA 8260B		1	12/12/17 10:00	12/12/17 16:07	7120296	LIH
n-Propylbenzene	ND	10	ug/L	EPA 8260B		1	12/12/17 10:00	12/12/17 16:07	7120296	LIH
Styrene	ND	5.0	ug/L	EPA 8260B		1	12/12/17 10:00	12/12/17 16:07	7120296	LIH
1,1,1,2-Tetrachloroethane	ND	2.0	ug/L	EPA 8260B		1	12/12/17 10:00	12/12/17 16:07	7120296	LIH
1,1,2,2-Tetrachloroethane	ND	2.0	ug/L	EPA 8260B		1	12/12/17 10:00	12/12/17 16:07	7120296	LIH
Tetrachloroethene	710	20	ug/L	EPA 8260B		10	12/13/17 10:00	12/13/17 18:52	7120296	LIH
Tetrahydrofuran	ND	10	ug/L	EPA 8260B		1	12/12/17 10:00	12/12/17 16:07	7120296	LIH
Toluene	ND	2.0	ug/L	EPA 8260B		1	12/12/17 10:00	12/12/17 16:07	7120296	LIH
1,2,3-Trichlorobenzene	ND	10	ug/L	EPA 8260B		1	12/12/17 10:00	12/12/17 16:07	7120296	LIH
1,2,4-Trichlorobenzene	ND	10	ug/L	EPA 8260B		1	12/12/17 10:00	12/12/17 16:07	7120296	LIH
1,1,1-Trichloroethane	4.9	2.0	ug/L	EPA 8260B		1	12/12/17 10:00	12/12/17 16:07	7120296	LIH
1,1,2-Trichloroethane	ND	2.0	ug/L	EPA 8260B		1	12/12/17 10:00	12/12/17 16:07	7120296	LIH
Trichloroethene	22	2.0	ug/L	EPA 8260B		1	12/12/17 10:00	12/12/17 16:07	7120296	LIH

PACE ANALYTICAL SERVICES, LLC.

Environmental Monitoring & Laboratory Analysis
110 Technology Parkway, Peachtree Corners, GA 30092
(770) 734-4200 FAX (770) 734-4201

WENCK Associates
1080 Holcomb Bridge Road, Building 100, S
Roswell GA, 30076
Attention: Ms. Katie T. Ross

December 18, 2017

Report No.: AAL0360
Client ID: SDS-4
Date/Time Sampled: 12/08/2017 9:15:00AM
Matrix: Ground Water

Project: AMC Dalton
Lab Number ID: AAL0360-04
Date/Time Received: 12/11/2017 3:45:00PM

Analyte	Result	RL	Units	Method	Qual.	DF	Preparation Date	Analytical Date	Batch	Init.
Volatile Organic Compounds by EPA 8260										
Trichlorofluoromethane	ND	10	ug/L	EPA 8260B		1	12/12/17 10:00	12/12/17 16:07	7120296	LIH
1,2,3-Trichloropropane	ND	10	ug/L	EPA 8260B		1	12/12/17 10:00	12/12/17 16:07	7120296	LIH
1,2,4-Trimethylbenzene	ND	10	ug/L	EPA 8260B		1	12/12/17 10:00	12/12/17 16:07	7120296	LIH
1,3,5-Trimethylbenzene	ND	10	ug/L	EPA 8260B		1	12/12/17 10:00	12/12/17 16:07	7120296	LIH
Vinyl Acetate	ND	10	ug/L	EPA 8260B		1	12/12/17 10:00	12/12/17 16:07	7120296	LIH
Vinyl Chloride	ND	2.0	ug/L	EPA 8260B		1	12/12/17 10:00	12/12/17 16:07	7120296	LIH
m+p-Xylene	ND	5.0	ug/L	EPA 8260B		1	12/12/17 10:00	12/12/17 16:07	7120296	LIH
o-Xylene	ND	5.0	ug/L	EPA 8260B		1	12/12/17 10:00	12/12/17 16:07	7120296	LIH
Xylenes, total	ND	5.0	ug/L	EPA 8260B		1	12/12/17 10:00	12/12/17 16:07	7120296	LIH
Surrogate: Dibromofluoromethane	*102 %*	*80-120*		*EPA 8260B*			*12/12/17 10:00*	*12/12/17 16:07*	*7120296*	
Surrogate: Dibromofluoromethane	*102 %*	*80-120*		*EPA 8260B*			*12/13/17 10:00*	*12/13/17 18:52*	*7120296*	
Surrogate: 1,2-Dichloroethane-d4	*109 %*	*78-120*		*EPA 8260B*			*12/13/17 10:00*	*12/13/17 18:52*	*7120296*	
Surrogate: 1,2-Dichloroethane-d4	*100 %*	*78-120*		*EPA 8260B*			*12/12/17 10:00*	*12/12/17 16:07*	*7120296*	
Surrogate: Toluene-d8	*96 %*	*80-120*		*EPA 8260B*			*12/13/17 10:00*	*12/13/17 18:52*	*7120296*	
Surrogate: Toluene-d8	*93 %*	*80-120*		*EPA 8260B*			*12/12/17 10:00*	*12/12/17 16:07*	*7120296*	
Surrogate: 4-Bromofluorobenzene	*92 %*	*80-120*		*EPA 8260B*			*12/13/17 10:00*	*12/13/17 18:52*	*7120296*	
Surrogate: 4-Bromofluorobenzene	*94 %*	*80-120*		*EPA 8260B*			*12/12/17 10:00*	*12/12/17 16:07*	*7120296*	

PACE ANALYTICAL SERVICES, LLC.

Environmental Monitoring & Laboratory Analysis
110 Technology Parkway, Peachtree Corners, GA 30092
(770) 734-4200 FAX (770) 734-4201

WENCK Associates
1080 Holcomb Bridge Road, Building 100, S
Roswell GA, 30076
Attention: Ms. Katie T. Ross

December 18, 2017

Report No.: AAL0360
Client ID: SDS-5
Date/Time Sampled: 12/08/2017 9:20:00AM
Matrix: Ground Water

Project: AMC Dalton
Lab Number ID: AAL0360-05
Date/Time Received: 12/11/2017 3:45:00PM

Analyte	Result	RL	Units	Method	Qual.	DF	Preparation Date	Analytical Date	Batch	Init.
Volatile Organic Compounds by EPA 8260										
Acetone	ND	100	ug/L	EPA 8260B		1	12/12/17 10:00	12/12/17 16:32	7120296	LIH
Acrolein	ND	50	ug/L	EPA 8260B		1	12/12/17 10:00	12/12/17 16:32	7120296	LIH
Acrylonitrile	ND	50	ug/L	EPA 8260B		1	12/12/17 10:00	12/12/17 16:32	7120296	LIH
Allyl Chloride (3-Chloropropylene)	ND	10	ug/L	EPA 8260B		1	12/12/17 10:00	12/12/17 16:32	7120296	LIH
Benzene	ND	2.0	ug/L	EPA 8260B		1	12/12/17 10:00	12/12/17 16:32	7120296	LIH
Bromobenzene	ND	10	ug/L	EPA 8260B		1	12/12/17 10:00	12/12/17 16:32	7120296	LIH
Bromochloromethane	ND	10	ug/L	EPA 8260B		1	12/12/17 10:00	12/12/17 16:32	7120296	LIH
Bromodichloromethane	ND	10	ug/L	EPA 8260B		1	12/12/17 10:00	12/12/17 16:32	7120296	LIH
Bromoform	ND	10	ug/L	EPA 8260B		1	12/12/17 10:00	12/12/17 16:32	7120296	LIH
Bromomethane	ND	10	ug/L	EPA 8260B		1	12/12/17 10:00	12/12/17 16:32	7120296	LIH
n-Butylbenzene	ND	10	ug/L	EPA 8260B		1	12/12/17 10:00	12/12/17 16:32	7120296	LIH
sec-Butylbenzene	ND	10	ug/L	EPA 8260B		1	12/12/17 10:00	12/12/17 16:32	7120296	LIH
tert-Butylbenzene	ND	10	ug/L	EPA 8260B		1	12/12/17 10:00	12/12/17 16:32	7120296	LIH
Carbon Disulfide	ND	10	ug/L	EPA 8260B		1	12/12/17 10:00	12/12/17 16:32	7120296	LIH
Carbon Tetrachloride	ND	2.0	ug/L	EPA 8260B		1	12/12/17 10:00	12/12/17 16:32	7120296	LIH
Chlorobenzene	ND	10	ug/L	EPA 8260B		1	12/12/17 10:00	12/12/17 16:32	7120296	LIH
1-Chlorobutane	ND	10	ug/L	EPA 8260B		1	12/12/17 10:00	12/12/17 16:32	7120296	LIH
Chloroethane	ND	5.0	ug/L	EPA 8260B		1	12/12/17 10:00	12/12/17 16:32	7120296	LIH
Chloroform	ND	2.0	ug/L	EPA 8260B		1	12/12/17 10:00	12/12/17 16:32	7120296	LIH
Chloromethane	ND	10	ug/L	EPA 8260B		1	12/12/17 10:00	12/12/17 16:32	7120296	LIH
2-Chlorotoluene	ND	10	ug/L	EPA 8260B		1	12/12/17 10:00	12/12/17 16:32	7120296	LIH
4-Chlorotoluene	ND	10	ug/L	EPA 8260B		1	12/12/17 10:00	12/12/17 16:32	7120296	LIH
Dibromochloromethane	ND	10	ug/L	EPA 8260B		1	12/12/17 10:00	12/12/17 16:32	7120296	LIH
1,2-Dibromo-3-chloropropane	ND	10	ug/L	EPA 8260B		1	12/12/17 10:00	12/12/17 16:32	7120296	LIH
1,2-Dibromoethane	ND	10	ug/L	EPA 8260B		1	12/12/17 10:00	12/12/17 16:32	7120296	LIH
Dibromomethane	ND	10	ug/L	EPA 8260B		1	12/12/17 10:00	12/12/17 16:32	7120296	LIH
1,2-Dichlorobenzene	ND	10	ug/L	EPA 8260B		1	12/12/17 10:00	12/12/17 16:32	7120296	LIH
1,3-Dichlorobenzene	ND	10	ug/L	EPA 8260B		1	12/12/17 10:00	12/12/17 16:32	7120296	LIH
1,4-Dichlorobenzene	ND	10	ug/L	EPA 8260B		1	12/12/17 10:00	12/12/17 16:32	7120296	LIH
trans-1,4-Dichloro-2-butene	ND	5.0	ug/L	EPA 8260B		1	12/12/17 10:00	12/12/17 16:32	7120296	LIH
Dichlorodifluoromethane	ND	10	ug/L	EPA 8260B		1	12/12/17 10:00	12/12/17 16:32	7120296	LIH
1,1-Dichloroethane	ND	2.0	ug/L	EPA 8260B		1	12/12/17 10:00	12/12/17 16:32	7120296	LIH
1,2-Dichloroethane	ND	2.0	ug/L	EPA 8260B		1	12/12/17 10:00	12/12/17 16:32	7120296	LIH
1,1-Dichloroethene	4.9	2.0	ug/L	EPA 8260B		1	12/12/17 10:00	12/12/17 16:32	7120296	LIH
cis-1,2-Dichloroethene	620	20	ug/L	EPA 8260B		10	12/13/17 10:00	12/13/17 19:17	7120296	LIH
trans-1,2-Dichloroethene	3.4	2.0	ug/L	EPA 8260B		1	12/12/17 10:00	12/12/17 16:32	7120296	LIH

PACE ANALYTICAL SERVICES, LLC.

Environmental Monitoring & Laboratory Analysis
110 Technology Parkway, Peachtree Corners, GA 30092
(770) 734-4200 FAX (770) 734-4201

WENCK Associates
1080 Holcomb Bridge Road, Building 100, S
Roswell GA, 30076
Attention: Ms. Katie T. Ross

December 18, 2017

Report No.: AAL0360
Client ID: SDS-5
Date/Time Sampled: 12/08/2017 9:20:00AM
Matrix: Ground Water

Project: AMC Dalton
Lab Number ID: AAL0360-05
Date/Time Received: 12/11/2017 3:45:00PM

Analyte	Result	RL	Units	Method	Qual.	DF	Preparation Date	Analytical Date	Batch	Init.
Volatile Organic Compounds by EPA 8260										
1,2-Dichloropropane	ND	2.0	ug/L	EPA 8260B		1	12/12/17 10:00	12/12/17 16:32	7120296	LIH
1,3-Dichloropropane	ND	2.0	ug/L	EPA 8260B		1	12/12/17 10:00	12/12/17 16:32	7120296	LIH
2,2-Dichloropropane	ND	10	ug/L	EPA 8260B		1	12/12/17 10:00	12/12/17 16:32	7120296	LIH
1,1-Dichloropropene	ND	10	ug/L	EPA 8260B		1	12/12/17 10:00	12/12/17 16:32	7120296	LIH
cis-1,3-Dichloropropene	ND	2.0	ug/L	EPA 8260B		1	12/12/17 10:00	12/12/17 16:32	7120296	LIH
trans-1,3-Dichloropropene	ND	2.0	ug/L	EPA 8260B		1	12/12/17 10:00	12/12/17 16:32	7120296	LIH
Ethylbenzene	ND	2.0	ug/L	EPA 8260B		1	12/12/17 10:00	12/12/17 16:32	7120296	LIH
Ethyl Methacrylate	ND	10	ug/L	EPA 8260B		1	12/12/17 10:00	12/12/17 16:32	7120296	LIH
Hexachlorobutadiene	ND	10	ug/L	EPA 8260B		1	12/12/17 10:00	12/12/17 16:32	7120296	LIH
p-Isopropyltoluene	ND	10	ug/L	EPA 8260B		1	12/12/17 10:00	12/12/17 16:32	7120296	LIH
Hexachloroethane	ND	10	ug/L	EPA 8260B		1	12/12/17 10:00	12/12/17 16:32	7120296	LIH
Iodomethane	ND	10	ug/L	EPA 8260B		1	12/12/17 10:00	12/12/17 16:32	7120296	LIH
Isopropylbenzene	ND	10	ug/L	EPA 8260B		1	12/12/17 10:00	12/12/17 16:32	7120296	LIH
Methacrylonitrile	ND	10	ug/L	EPA 8260B		1	12/12/17 10:00	12/12/17 16:32	7120296	LIH
Methyl Acrylate	ND	10	ug/L	EPA 8260B		1	12/12/17 10:00	12/12/17 16:32	7120296	LIH
Methyl Butyl Ketone (2-Hexanone)	ND	10	ug/L	EPA 8260B		1	12/12/17 10:00	12/12/17 16:32	7120296	LIH
Methylene Chloride	ND	5.0	ug/L	EPA 8260B		1	12/12/17 10:00	12/12/17 16:32	7120296	LIH
Methyl Ethyl Ketone (2-Butanone)	ND	100	ug/L	EPA 8260B		1	12/12/17 10:00	12/12/17 16:32	7120296	LIH
Methyl Methacrylate	ND	10	ug/L	EPA 8260B		1	12/12/17 10:00	12/12/17 16:32	7120296	LIH
4-Methyl-2-pentanone (MIBK)	ND	10	ug/L	EPA 8260B		1	12/12/17 10:00	12/12/17 16:32	7120296	LIH
Methyl-tert-Butyl Ether	ND	10	ug/L	EPA 8260B		1	12/12/17 10:00	12/12/17 16:32	7120296	LIH
Naphthalene	ND	10	ug/L	EPA 8260B		1	12/12/17 10:00	12/12/17 16:32	7120296	LIH
2-Nitropropane	ND	10	ug/L	EPA 8260B		1	12/12/17 10:00	12/12/17 16:32	7120296	LIH
Propionitrile (Ethyl Cyanide)	ND	20	ug/L	EPA 8260B		1	12/12/17 10:00	12/12/17 16:32	7120296	LIH
n-Propylbenzene	ND	10	ug/L	EPA 8260B		1	12/12/17 10:00	12/12/17 16:32	7120296	LIH
Styrene	ND	5.0	ug/L	EPA 8260B		1	12/12/17 10:00	12/12/17 16:32	7120296	LIH
1,1,1,2-Tetrachloroethane	ND	2.0	ug/L	EPA 8260B		1	12/12/17 10:00	12/12/17 16:32	7120296	LIH
1,1,2,2-Tetrachloroethane	ND	2.0	ug/L	EPA 8260B		1	12/12/17 10:00	12/12/17 16:32	7120296	LIH
Tetrachloroethene	490	20	ug/L	EPA 8260B		10	12/13/17 10:00	12/13/17 19:17	7120296	LIH
Tetrahydrofuran	ND	10	ug/L	EPA 8260B		1	12/12/17 10:00	12/12/17 16:32	7120296	LIH
Toluene	ND	2.0	ug/L	EPA 8260B		1	12/12/17 10:00	12/12/17 16:32	7120296	LIH
1,2,3-Trichlorobenzene	ND	10	ug/L	EPA 8260B		1	12/12/17 10:00	12/12/17 16:32	7120296	LIH
1,2,4-Trichlorobenzene	ND	10	ug/L	EPA 8260B		1	12/12/17 10:00	12/12/17 16:32	7120296	LIH
1,1,1-Trichloroethane	ND	2.0	ug/L	EPA 8260B		1	12/12/17 10:00	12/12/17 16:32	7120296	LIH
1,1,2-Trichloroethane	ND	2.0	ug/L	EPA 8260B		1	12/12/17 10:00	12/12/17 16:32	7120296	LIH
Trichloroethene	360	20	ug/L	EPA 8260B		10	12/13/17 10:00	12/13/17 19:17	7120296	LIH

PACE ANALYTICAL SERVICES, LLC.

Environmental Monitoring & Laboratory Analysis
110 Technology Parkway, Peachtree Corners, GA 30092
(770) 734-4200 FAX (770) 734-4201

WENCK Associates
1080 Holcomb Bridge Road, Building 100, S
Roswell GA, 30076
Attention: Ms. Katie T. Ross

December 18, 2017

Report No.: AAL0360
Client ID: SDS-5
Date/Time Sampled: 12/08/2017 9:20:00AM
Matrix: Ground Water

Project: AMC Dalton
Lab Number ID: AAL0360-05
Date/Time Received: 12/11/2017 3:45:00PM

Analyte	Result	RL	Units	Method	Qual.	DF	Preparation Date	Analytical Date	Batch	Init.
Volatile Organic Compounds by EPA 8260										
Trichlorofluoromethane	ND	10	ug/L	EPA 8260B		1	12/12/17 10:00	12/12/17 16:32	7120296	LIH
1,2,3-Trichloropropane	ND	10	ug/L	EPA 8260B		1	12/12/17 10:00	12/12/17 16:32	7120296	LIH
1,2,4-Trimethylbenzene	ND	10	ug/L	EPA 8260B		1	12/12/17 10:00	12/12/17 16:32	7120296	LIH
1,3,5-Trimethylbenzene	ND	10	ug/L	EPA 8260B		1	12/12/17 10:00	12/12/17 16:32	7120296	LIH
Vinyl Acetate	ND	10	ug/L	EPA 8260B		1	12/12/17 10:00	12/12/17 16:32	7120296	LIH
Vinyl Chloride	24	2.0	ug/L	EPA 8260B		1	12/12/17 10:00	12/12/17 16:32	7120296	LIH
m+p-Xylene	ND	5.0	ug/L	EPA 8260B		1	12/12/17 10:00	12/12/17 16:32	7120296	LIH
o-Xylene	ND	5.0	ug/L	EPA 8260B		1	12/12/17 10:00	12/12/17 16:32	7120296	LIH
Xylenes, total	ND	5.0	ug/L	EPA 8260B		1	12/12/17 10:00	12/12/17 16:32	7120296	LIH
Surrogate: Dibromofluoromethane	*99 %*	*80-120*		*EPA 8260B*			*12/12/17 10:00*	*12/12/17 16:32*	*7120296*	
Surrogate: Dibromofluoromethane	*102 %*	*80-120*		*EPA 8260B*			*12/13/17 10:00*	*12/13/17 19:17*	*7120296*	
Surrogate: 1,2-Dichloroethane-d4	*108 %*	*78-120*		*EPA 8260B*			*12/13/17 10:00*	*12/13/17 19:17*	*7120296*	
Surrogate: 1,2-Dichloroethane-d4	*105 %*	*78-120*		*EPA 8260B*			*12/12/17 10:00*	*12/12/17 16:32*	*7120296*	
Surrogate: Toluene-d8	*96 %*	*80-120*		*EPA 8260B*			*12/13/17 10:00*	*12/13/17 19:17*	*7120296*	
Surrogate: Toluene-d8	*94 %*	*80-120*		*EPA 8260B*			*12/12/17 10:00*	*12/12/17 16:32*	*7120296*	
Surrogate: 4-Bromofluorobenzene	*98 %*	*80-120*		*EPA 8260B*			*12/13/17 10:00*	*12/13/17 19:17*	*7120296*	
Surrogate: 4-Bromofluorobenzene	*97 %*	*80-120*		*EPA 8260B*			*12/12/17 10:00*	*12/12/17 16:32*	*7120296*	

PACE ANALYTICAL SERVICES, LLC.

Environmental Monitoring & Laboratory Analysis
110 Technology Parkway, Peachtree Corners, GA 30092
(770) 734-4200 FAX (770) 734-4201

WENCK Associates
1080 Holcomb Bridge Road, Building 100, S
Roswell GA, 30076
Attention: Ms. Katie T. Ross

December 18, 2017

Report No.: AAL0360
Client ID: SDS-6
Date/Time Sampled: 12/08/2017 9:25:00AM
Matrix: Ground Water

Project: AMC Dalton
Lab Number ID: AAL0360-06
Date/Time Received: 12/11/2017 3:45:00PM

Analyte	Result	RL	Units	Method	Qual.	DF	Preparation Date	Analytical Date	Batch	Init.
Volatile Organic Compounds by EPA 8260										
Acetone	ND	100	ug/L	EPA 8260B		1	12/12/17 10:00	12/12/17 16:57	7120296	LIH
Acrolein	ND	50	ug/L	EPA 8260B		1	12/12/17 10:00	12/12/17 16:57	7120296	LIH
Acrylonitrile	ND	50	ug/L	EPA 8260B		1	12/12/17 10:00	12/12/17 16:57	7120296	LIH
Allyl Chloride (3-Chloropropylene)	ND	10	ug/L	EPA 8260B		1	12/12/17 10:00	12/12/17 16:57	7120296	LIH
Benzene	ND	2.0	ug/L	EPA 8260B		1	12/12/17 10:00	12/12/17 16:57	7120296	LIH
Bromobenzene	ND	10	ug/L	EPA 8260B		1	12/12/17 10:00	12/12/17 16:57	7120296	LIH
Bromochloromethane	ND	10	ug/L	EPA 8260B		1	12/12/17 10:00	12/12/17 16:57	7120296	LIH
Bromodichloromethane	ND	10	ug/L	EPA 8260B		1	12/12/17 10:00	12/12/17 16:57	7120296	LIH
Bromoform	ND	10	ug/L	EPA 8260B		1	12/12/17 10:00	12/12/17 16:57	7120296	LIH
Bromomethane	ND	10	ug/L	EPA 8260B		1	12/12/17 10:00	12/12/17 16:57	7120296	LIH
n-Butylbenzene	ND	10	ug/L	EPA 8260B		1	12/12/17 10:00	12/12/17 16:57	7120296	LIH
sec-Butylbenzene	ND	10	ug/L	EPA 8260B		1	12/12/17 10:00	12/12/17 16:57	7120296	LIH
tert-Butylbenzene	ND	10	ug/L	EPA 8260B		1	12/12/17 10:00	12/12/17 16:57	7120296	LIH
Carbon Disulfide	ND	10	ug/L	EPA 8260B		1	12/12/17 10:00	12/12/17 16:57	7120296	LIH
Carbon Tetrachloride	ND	2.0	ug/L	EPA 8260B		1	12/12/17 10:00	12/12/17 16:57	7120296	LIH
Chlorobenzene	ND	10	ug/L	EPA 8260B		1	12/12/17 10:00	12/12/17 16:57	7120296	LIH
1-Chlorobutane	ND	10	ug/L	EPA 8260B		1	12/12/17 10:00	12/12/17 16:57	7120296	LIH
Chloroethane	ND	5.0	ug/L	EPA 8260B		1	12/12/17 10:00	12/12/17 16:57	7120296	LIH
Chloroform	ND	2.0	ug/L	EPA 8260B		1	12/12/17 10:00	12/12/17 16:57	7120296	LIH
Chloromethane	ND	10	ug/L	EPA 8260B		1	12/12/17 10:00	12/12/17 16:57	7120296	LIH
2-Chlorotoluene	ND	10	ug/L	EPA 8260B		1	12/12/17 10:00	12/12/17 16:57	7120296	LIH
4-Chlorotoluene	ND	10	ug/L	EPA 8260B		1	12/12/17 10:00	12/12/17 16:57	7120296	LIH
Dibromochloromethane	ND	10	ug/L	EPA 8260B		1	12/12/17 10:00	12/12/17 16:57	7120296	LIH
1,2-Dibromo-3-chloropropane	ND	10	ug/L	EPA 8260B		1	12/12/17 10:00	12/12/17 16:57	7120296	LIH
1,2-Dibromoethane	ND	10	ug/L	EPA 8260B		1	12/12/17 10:00	12/12/17 16:57	7120296	LIH
Dibromomethane	ND	10	ug/L	EPA 8260B		1	12/12/17 10:00	12/12/17 16:57	7120296	LIH
1,2-Dichlorobenzene	ND	10	ug/L	EPA 8260B		1	12/12/17 10:00	12/12/17 16:57	7120296	LIH
1,3-Dichlorobenzene	ND	10	ug/L	EPA 8260B		1	12/12/17 10:00	12/12/17 16:57	7120296	LIH
1,4-Dichlorobenzene	ND	10	ug/L	EPA 8260B		1	12/12/17 10:00	12/12/17 16:57	7120296	LIH
trans-1,4-Dichloro-2-butene	ND	5.0	ug/L	EPA 8260B		1	12/12/17 10:00	12/12/17 16:57	7120296	LIH
Dichlorodifluoromethane	ND	10	ug/L	EPA 8260B		1	12/12/17 10:00	12/12/17 16:57	7120296	LIH
1,1-Dichloroethane	ND	2.0	ug/L	EPA 8260B		1	12/12/17 10:00	12/12/17 16:57	7120296	LIH
1,2-Dichloroethane	ND	2.0	ug/L	EPA 8260B		1	12/12/17 10:00	12/12/17 16:57	7120296	LIH
1,1-Dichloroethene	4.2	2.0	ug/L	EPA 8260B		1	12/12/17 10:00	12/12/17 16:57	7120296	LIH
cis-1,2-Dichloroethene	1800	100	ug/L	EPA 8260B		50	12/13/17 10:00	12/13/17 19:42	7120296	LIH
trans-1,2-Dichloroethene	11	2.0	ug/L	EPA 8260B		1	12/12/17 10:00	12/12/17 16:57	7120296	LIH

PACE ANALYTICAL SERVICES, LLC.

Environmental Monitoring & Laboratory Analysis
110 Technology Parkway, Peachtree Corners, GA 30092
(770) 734-4200 FAX (770) 734-4201

WENCK Associates
1080 Holcomb Bridge Road, Building 100, S
Roswell GA, 30076
Attention: Ms. Katie T. Ross

December 18, 2017

Report No.: AAL0360
Client ID: SDS-6
Date/Time Sampled: 12/08/2017 9:25:00AM
Matrix: Ground Water

Project: AMC Dalton
Lab Number ID: AAL0360-06
Date/Time Received: 12/11/2017 3:45:00PM

Analyte	Result	RL	Units	Method	Qual.	DF	Preparation Date	Analytical Date	Batch	Init.
Volatile Organic Compounds by EPA 8260										
1,2-Dichloropropane	ND	2.0	ug/L	EPA 8260B		1	12/12/17 10:00	12/12/17 16:57	7120296	LIH
1,3-Dichloropropane	ND	2.0	ug/L	EPA 8260B		1	12/12/17 10:00	12/12/17 16:57	7120296	LIH
2,2-Dichloropropane	ND	10	ug/L	EPA 8260B		1	12/12/17 10:00	12/12/17 16:57	7120296	LIH
1,1-Dichloropropene	ND	10	ug/L	EPA 8260B		1	12/12/17 10:00	12/12/17 16:57	7120296	LIH
cis-1,3-Dichloropropene	ND	2.0	ug/L	EPA 8260B		1	12/12/17 10:00	12/12/17 16:57	7120296	LIH
trans-1,3-Dichloropropene	ND	2.0	ug/L	EPA 8260B		1	12/12/17 10:00	12/12/17 16:57	7120296	LIH
Ethylbenzene	ND	2.0	ug/L	EPA 8260B		1	12/12/17 10:00	12/12/17 16:57	7120296	LIH
Ethyl Methacrylate	ND	10	ug/L	EPA 8260B		1	12/12/17 10:00	12/12/17 16:57	7120296	LIH
Hexachlorobutadiene	ND	10	ug/L	EPA 8260B		1	12/12/17 10:00	12/12/17 16:57	7120296	LIH
p-Isopropyltoluene	ND	10	ug/L	EPA 8260B		1	12/12/17 10:00	12/12/17 16:57	7120296	LIH
Hexachloroethane	ND	10	ug/L	EPA 8260B		1	12/12/17 10:00	12/12/17 16:57	7120296	LIH
Iodomethane	ND	10	ug/L	EPA 8260B		1	12/12/17 10:00	12/12/17 16:57	7120296	LIH
Isopropylbenzene	ND	10	ug/L	EPA 8260B		1	12/12/17 10:00	12/12/17 16:57	7120296	LIH
Methacrylonitrile	ND	10	ug/L	EPA 8260B		1	12/12/17 10:00	12/12/17 16:57	7120296	LIH
Methyl Acrylate	ND	10	ug/L	EPA 8260B		1	12/12/17 10:00	12/12/17 16:57	7120296	LIH
Methyl Butyl Ketone (2-Hexanone)	ND	10	ug/L	EPA 8260B		1	12/12/17 10:00	12/12/17 16:57	7120296	LIH
Methylene Chloride	ND	5.0	ug/L	EPA 8260B		1	12/12/17 10:00	12/12/17 16:57	7120296	LIH
Methyl Ethyl Ketone (2-Butanone)	ND	100	ug/L	EPA 8260B		1	12/12/17 10:00	12/12/17 16:57	7120296	LIH
Methyl Methacrylate	ND	10	ug/L	EPA 8260B		1	12/12/17 10:00	12/12/17 16:57	7120296	LIH
4-Methyl-2-pentanone (MIBK)	ND	10	ug/L	EPA 8260B		1	12/12/17 10:00	12/12/17 16:57	7120296	LIH
Methyl-tert-Butyl Ether	ND	10	ug/L	EPA 8260B		1	12/12/17 10:00	12/12/17 16:57	7120296	LIH
Naphthalene	ND	10	ug/L	EPA 8260B		1	12/12/17 10:00	12/12/17 16:57	7120296	LIH
2-Nitropropane	ND	10	ug/L	EPA 8260B		1	12/12/17 10:00	12/12/17 16:57	7120296	LIH
Propionitrile (Ethyl Cyanide)	ND	20	ug/L	EPA 8260B		1	12/12/17 10:00	12/12/17 16:57	7120296	LIH
n-Propylbenzene	ND	10	ug/L	EPA 8260B		1	12/12/17 10:00	12/12/17 16:57	7120296	LIH
Styrene	ND	5.0	ug/L	EPA 8260B		1	12/12/17 10:00	12/12/17 16:57	7120296	LIH
1,1,1,2-Tetrachloroethane	ND	2.0	ug/L	EPA 8260B		1	12/12/17 10:00	12/12/17 16:57	7120296	LIH
1,1,2,2-Tetrachloroethane	ND	2.0	ug/L	EPA 8260B		1	12/12/17 10:00	12/12/17 16:57	7120296	LIH
Tetrachloroethene	29	2.0	ug/L	EPA 8260B		1	12/12/17 10:00	12/12/17 16:57	7120296	LIH
Tetrahydrofuran	ND	10	ug/L	EPA 8260B		1	12/12/17 10:00	12/12/17 16:57	7120296	LIH
Toluene	ND	2.0	ug/L	EPA 8260B		1	12/12/17 10:00	12/12/17 16:57	7120296	LIH
1,2,3-Trichlorobenzene	ND	10	ug/L	EPA 8260B		1	12/12/17 10:00	12/12/17 16:57	7120296	LIH
1,2,4-Trichlorobenzene	ND	10	ug/L	EPA 8260B		1	12/12/17 10:00	12/12/17 16:57	7120296	LIH
1,1,1-Trichloroethane	ND	2.0	ug/L	EPA 8260B		1	12/12/17 10:00	12/12/17 16:57	7120296	LIH
1,1,2-Trichloroethane	ND	2.0	ug/L	EPA 8260B		1	12/12/17 10:00	12/12/17 16:57	7120296	LIH
Trichloroethene	140	2.0	ug/L	EPA 8260B		1	12/12/17 10:00	12/12/17 16:57	7120296	LIH

PACE ANALYTICAL SERVICES, LLC.

Environmental Monitoring & Laboratory Analysis
110 Technology Parkway, Peachtree Corners, GA 30092
(770) 734-4200 FAX (770) 734-4201

WENCK Associates
1080 Holcomb Bridge Road, Building 100, S
Roswell GA, 30076
Attention: Ms. Katie T. Ross

December 18, 2017

Report No.: AAL0360
Client ID: SDS-6
Date/Time Sampled: 12/08/2017 9:25:00AM
Matrix: Ground Water

Project: AMC Dalton
Lab Number ID: AAL0360-06
Date/Time Received: 12/11/2017 3:45:00PM

Analyte	Result	RL	Units	Method	Qual.	DF	Preparation Date	Analytical Date	Batch	Init.
Volatile Organic Compounds by EPA 8260										
Trichlorofluoromethane	ND	10	ug/L	EPA 8260B		1	12/12/17 10:00	12/12/17 16:57	7120296	LIH
1,2,3-Trichloropropane	ND	10	ug/L	EPA 8260B		1	12/12/17 10:00	12/12/17 16:57	7120296	LIH
1,2,4-Trimethylbenzene	ND	10	ug/L	EPA 8260B		1	12/12/17 10:00	12/12/17 16:57	7120296	LIH
1,3,5-Trimethylbenzene	ND	10	ug/L	EPA 8260B		1	12/12/17 10:00	12/12/17 16:57	7120296	LIH
Vinyl Acetate	ND	10	ug/L	EPA 8260B		1	12/12/17 10:00	12/12/17 16:57	7120296	LIH
Vinyl Chloride	310	100	ug/L	EPA 8260B		50	12/13/17 10:00	12/13/17 19:42	7120296	LIH
m+p-Xylene	ND	5.0	ug/L	EPA 8260B		1	12/12/17 10:00	12/12/17 16:57	7120296	LIH
o-Xylene	ND	5.0	ug/L	EPA 8260B		1	12/12/17 10:00	12/12/17 16:57	7120296	LIH
Xylenes, total	ND	5.0	ug/L	EPA 8260B		1	12/12/17 10:00	12/12/17 16:57	7120296	LIH
Surrogate: Dibromofluoromethane	*104 %*	*80-120*		*EPA 8260B*			*12/12/17 10:00*	*12/12/17 16:57*	*7120296*	
Surrogate: Dibromofluoromethane	*104 %*	*80-120*		*EPA 8260B*			*12/13/17 10:00*	*12/13/17 19:42*	*7120296*	
Surrogate: 1,2-Dichloroethane-d4	*109 %*	*78-120*		*EPA 8260B*			*12/13/17 10:00*	*12/13/17 19:42*	*7120296*	
Surrogate: 1,2-Dichloroethane-d4	*102 %*	*78-120*		*EPA 8260B*			*12/12/17 10:00*	*12/12/17 16:57*	*7120296*	
Surrogate: Toluene-d8	*95 %*	*80-120*		*EPA 8260B*			*12/13/17 10:00*	*12/13/17 19:42*	*7120296*	
Surrogate: Toluene-d8	*95 %*	*80-120*		*EPA 8260B*			*12/12/17 10:00*	*12/12/17 16:57*	*7120296*	
Surrogate: 4-Bromofluorobenzene	*94 %*	*80-120*		*EPA 8260B*			*12/13/17 10:00*	*12/13/17 19:42*	*7120296*	
Surrogate: 4-Bromofluorobenzene	*96 %*	*80-120*		*EPA 8260B*			*12/12/17 10:00*	*12/12/17 16:57*	*7120296*	

PACE ANALYTICAL SERVICES, LLC.

Environmental Monitoring & Laboratory Analysis
110 Technology Parkway, Peachtree Corners, GA 30092
(770) 734-4200 FAX (770) 734-4201

WENCK Associates
1080 Holcomb Bridge Road, Building 100, S
Roswell GA, 30076
Attention: Ms. Katie T. Ross

December 18, 2017

Report No.: AAL0360
Client ID: SDS-7
Date/Time Sampled: 12/08/2017 9:30:00AM
Matrix: Ground Water

Project: AMC Dalton
Lab Number ID: AAL0360-07
Date/Time Received: 12/11/2017 3:45:00PM

Analyte	Result	RL	Units	Method	Qual.	DF	Preparation Date	Analytical Date	Batch	Init.
Volatile Organic Compounds by EPA 8260										
Acetone	ND	100	ug/L	EPA 8260B		1	12/12/17 10:00	12/12/17 17:23	7120296	LIH
Acrolein	ND	50	ug/L	EPA 8260B		1	12/12/17 10:00	12/12/17 17:23	7120296	LIH
Acrylonitrile	ND	50	ug/L	EPA 8260B		1	12/12/17 10:00	12/12/17 17:23	7120296	LIH
Allyl Chloride (3-Chloropropylene)	ND	10	ug/L	EPA 8260B		1	12/12/17 10:00	12/12/17 17:23	7120296	LIH
Benzene	ND	2.0	ug/L	EPA 8260B		1	12/12/17 10:00	12/12/17 17:23	7120296	LIH
Bromobenzene	ND	10	ug/L	EPA 8260B		1	12/12/17 10:00	12/12/17 17:23	7120296	LIH
Bromochloromethane	ND	10	ug/L	EPA 8260B		1	12/12/17 10:00	12/12/17 17:23	7120296	LIH
Bromodichloromethane	ND	10	ug/L	EPA 8260B		1	12/12/17 10:00	12/12/17 17:23	7120296	LIH
Bromoform	ND	10	ug/L	EPA 8260B		1	12/12/17 10:00	12/12/17 17:23	7120296	LIH
Bromomethane	ND	10	ug/L	EPA 8260B		1	12/12/17 10:00	12/12/17 17:23	7120296	LIH
n-Butylbenzene	ND	10	ug/L	EPA 8260B		1	12/12/17 10:00	12/12/17 17:23	7120296	LIH
sec-Butylbenzene	ND	10	ug/L	EPA 8260B		1	12/12/17 10:00	12/12/17 17:23	7120296	LIH
tert-Butylbenzene	ND	10	ug/L	EPA 8260B		1	12/12/17 10:00	12/12/17 17:23	7120296	LIH
Carbon Disulfide	ND	10	ug/L	EPA 8260B		1	12/12/17 10:00	12/12/17 17:23	7120296	LIH
Carbon Tetrachloride	ND	2.0	ug/L	EPA 8260B		1	12/12/17 10:00	12/12/17 17:23	7120296	LIH
Chlorobenzene	ND	10	ug/L	EPA 8260B		1	12/12/17 10:00	12/12/17 17:23	7120296	LIH
1-Chlorobutane	ND	10	ug/L	EPA 8260B		1	12/12/17 10:00	12/12/17 17:23	7120296	LIH
Chloroethane	ND	5.0	ug/L	EPA 8260B		1	12/12/17 10:00	12/12/17 17:23	7120296	LIH
Chloroform	ND	2.0	ug/L	EPA 8260B		1	12/12/17 10:00	12/12/17 17:23	7120296	LIH
Chloromethane	ND	10	ug/L	EPA 8260B		1	12/12/17 10:00	12/12/17 17:23	7120296	LIH
2-Chlorotoluene	ND	10	ug/L	EPA 8260B		1	12/12/17 10:00	12/12/17 17:23	7120296	LIH
4-Chlorotoluene	ND	10	ug/L	EPA 8260B		1	12/12/17 10:00	12/12/17 17:23	7120296	LIH
Dibromochloromethane	ND	10	ug/L	EPA 8260B		1	12/12/17 10:00	12/12/17 17:23	7120296	LIH
1,2-Dibromo-3-chloropropane	ND	10	ug/L	EPA 8260B		1	12/12/17 10:00	12/12/17 17:23	7120296	LIH
1,2-Dibromoethane	ND	10	ug/L	EPA 8260B		1	12/12/17 10:00	12/12/17 17:23	7120296	LIH
Dibromomethane	ND	10	ug/L	EPA 8260B		1	12/12/17 10:00	12/12/17 17:23	7120296	LIH
1,2-Dichlorobenzene	ND	10	ug/L	EPA 8260B		1	12/12/17 10:00	12/12/17 17:23	7120296	LIH
1,3-Dichlorobenzene	ND	10	ug/L	EPA 8260B		1	12/12/17 10:00	12/12/17 17:23	7120296	LIH
1,4-Dichlorobenzene	ND	10	ug/L	EPA 8260B		1	12/12/17 10:00	12/12/17 17:23	7120296	LIH
trans-1,4-Dichloro-2-butene	ND	5.0	ug/L	EPA 8260B		1	12/12/17 10:00	12/12/17 17:23	7120296	LIH
Dichlorodifluoromethane	ND	10	ug/L	EPA 8260B		1	12/12/17 10:00	12/12/17 17:23	7120296	LIH
1,1-Dichloroethane	ND	2.0	ug/L	EPA 8260B		1	12/12/17 10:00	12/12/17 17:23	7120296	LIH
1,2-Dichloroethane	ND	2.0	ug/L	EPA 8260B		1	12/12/17 10:00	12/12/17 17:23	7120296	LIH
1,1-Dichloroethene	ND	2.0	ug/L	EPA 8260B		1	12/12/17 10:00	12/12/17 17:23	7120296	LIH
cis-1,2-Dichloroethene	83	2.0	ug/L	EPA 8260B		1	12/12/17 10:00	12/12/17 17:23	7120296	LIH
trans-1,2-Dichloroethene	ND	2.0	ug/L	EPA 8260B		1	12/12/17 10:00	12/12/17 17:23	7120296	LIH

PACE ANALYTICAL SERVICES, LLC.

Environmental Monitoring & Laboratory Analysis
110 Technology Parkway, Peachtree Corners, GA 30092
(770) 734-4200 FAX (770) 734-4201

WENCK Associates
1080 Holcomb Bridge Road, Building 100, S
Roswell GA, 30076
Attention: Ms. Katie T. Ross

December 18, 2017

Report No.: AAL0360
Client ID: SDS-7
Date/Time Sampled: 12/08/2017 9:30:00AM
Matrix: Ground Water

Project: AMC Dalton
Lab Number ID: AAL0360-07
Date/Time Received: 12/11/2017 3:45:00PM

Analyte	Result	RL	Units	Method	Qual.	DF	Preparation Date	Analytical Date	Batch	Init.
Volatile Organic Compounds by EPA 8260										
1,2-Dichloropropane	ND	2.0	ug/L	EPA 8260B		1	12/12/17 10:00	12/12/17 17:23	7120296	LIH
1,3-Dichloropropane	ND	2.0	ug/L	EPA 8260B		1	12/12/17 10:00	12/12/17 17:23	7120296	LIH
2,2-Dichloropropane	ND	10	ug/L	EPA 8260B		1	12/12/17 10:00	12/12/17 17:23	7120296	LIH
1,1-Dichloropropene	ND	10	ug/L	EPA 8260B		1	12/12/17 10:00	12/12/17 17:23	7120296	LIH
cis-1,3-Dichloropropene	ND	2.0	ug/L	EPA 8260B		1	12/12/17 10:00	12/12/17 17:23	7120296	LIH
trans-1,3-Dichloropropene	ND	2.0	ug/L	EPA 8260B		1	12/12/17 10:00	12/12/17 17:23	7120296	LIH
Ethylbenzene	ND	2.0	ug/L	EPA 8260B		1	12/12/17 10:00	12/12/17 17:23	7120296	LIH
Ethyl Methacrylate	ND	10	ug/L	EPA 8260B		1	12/12/17 10:00	12/12/17 17:23	7120296	LIH
Hexachlorobutadiene	ND	10	ug/L	EPA 8260B		1	12/12/17 10:00	12/12/17 17:23	7120296	LIH
p-Isopropyltoluene	ND	10	ug/L	EPA 8260B		1	12/12/17 10:00	12/12/17 17:23	7120296	LIH
Hexachloroethane	ND	10	ug/L	EPA 8260B		1	12/12/17 10:00	12/12/17 17:23	7120296	LIH
Iodomethane	ND	10	ug/L	EPA 8260B		1	12/12/17 10:00	12/12/17 17:23	7120296	LIH
Isopropylbenzene	ND	10	ug/L	EPA 8260B		1	12/12/17 10:00	12/12/17 17:23	7120296	LIH
Methacrylonitrile	ND	10	ug/L	EPA 8260B		1	12/12/17 10:00	12/12/17 17:23	7120296	LIH
Methyl Acrylate	ND	10	ug/L	EPA 8260B		1	12/12/17 10:00	12/12/17 17:23	7120296	LIH
Methyl Butyl Ketone (2-Hexanone)	ND	10	ug/L	EPA 8260B		1	12/12/17 10:00	12/12/17 17:23	7120296	LIH
Methylene Chloride	ND	5.0	ug/L	EPA 8260B		1	12/12/17 10:00	12/12/17 17:23	7120296	LIH
Methyl Ethyl Ketone (2-Butanone)	ND	100	ug/L	EPA 8260B		1	12/12/17 10:00	12/12/17 17:23	7120296	LIH
Methyl Methacrylate	ND	10	ug/L	EPA 8260B		1	12/12/17 10:00	12/12/17 17:23	7120296	LIH
4-Methyl-2-pentanone (MIBK)	ND	10	ug/L	EPA 8260B		1	12/12/17 10:00	12/12/17 17:23	7120296	LIH
Methyl-tert-Butyl Ether	ND	10	ug/L	EPA 8260B		1	12/12/17 10:00	12/12/17 17:23	7120296	LIH
Naphthalene	ND	10	ug/L	EPA 8260B		1	12/12/17 10:00	12/12/17 17:23	7120296	LIH
2-Nitropropane	ND	10	ug/L	EPA 8260B		1	12/12/17 10:00	12/12/17 17:23	7120296	LIH
Propionitrile (Ethyl Cyanide)	ND	20	ug/L	EPA 8260B		1	12/12/17 10:00	12/12/17 17:23	7120296	LIH
n-Propylbenzene	ND	10	ug/L	EPA 8260B		1	12/12/17 10:00	12/12/17 17:23	7120296	LIH
Styrene	ND	5.0	ug/L	EPA 8260B		1	12/12/17 10:00	12/12/17 17:23	7120296	LIH
1,1,1,2-Tetrachloroethane	ND	2.0	ug/L	EPA 8260B		1	12/12/17 10:00	12/12/17 17:23	7120296	LIH
1,1,2,2-Tetrachloroethane	ND	2.0	ug/L	EPA 8260B		1	12/12/17 10:00	12/12/17 17:23	7120296	LIH
Tetrachloroethene	2.7	2.0	ug/L	EPA 8260B		1	12/12/17 10:00	12/12/17 17:23	7120296	LIH
Tetrahydrofuran	ND	10	ug/L	EPA 8260B		1	12/12/17 10:00	12/12/17 17:23	7120296	LIH
Toluene	ND	2.0	ug/L	EPA 8260B		1	12/12/17 10:00	12/12/17 17:23	7120296	LIH
1,2,3-Trichlorobenzene	ND	10	ug/L	EPA 8260B		1	12/12/17 10:00	12/12/17 17:23	7120296	LIH
1,2,4-Trichlorobenzene	ND	10	ug/L	EPA 8260B		1	12/12/17 10:00	12/12/17 17:23	7120296	LIH
1,1,1-Trichloroethane	ND	2.0	ug/L	EPA 8260B		1	12/12/17 10:00	12/12/17 17:23	7120296	LIH
1,1,2-Trichloroethane	ND	2.0	ug/L	EPA 8260B		1	12/12/17 10:00	12/12/17 17:23	7120296	LIH
Trichloroethene	8.6	2.0	ug/L	EPA 8260B		1	12/12/17 10:00	12/12/17 17:23	7120296	LIH

PACE ANALYTICAL SERVICES, LLC.

Environmental Monitoring & Laboratory Analysis
110 Technology Parkway, Peachtree Corners, GA 30092
(770) 734-4200 FAX (770) 734-4201

WENCK Associates
1080 Holcomb Bridge Road, Building 100, S
Roswell GA, 30076
Attention: Ms. Katie T. Ross

December 18, 2017

Report No.: AAL0360
Client ID: SDS-7
Date/Time Sampled: 12/08/2017 9:30:00AM
Matrix: Ground Water

Project: AMC Dalton
Lab Number ID: AAL0360-07
Date/Time Received: 12/11/2017 3:45:00PM

Analyte	Result	RL	Units	Method	Qual.	DF	Preparation Date	Analytical Date	Batch	Init.
Volatile Organic Compounds by EPA 8260										
Trichlorofluoromethane	ND	10	ug/L	EPA 8260B		1	12/12/17 10:00	12/12/17 17:23	7120296	LIH
1,2,3-Trichloropropane	ND	10	ug/L	EPA 8260B		1	12/12/17 10:00	12/12/17 17:23	7120296	LIH
1,2,4-Trimethylbenzene	ND	10	ug/L	EPA 8260B		1	12/12/17 10:00	12/12/17 17:23	7120296	LIH
1,3,5-Trimethylbenzene	ND	10	ug/L	EPA 8260B		1	12/12/17 10:00	12/12/17 17:23	7120296	LIH
Vinyl Acetate	ND	10	ug/L	EPA 8260B		1	12/12/17 10:00	12/12/17 17:23	7120296	LIH
Vinyl Chloride	4.5	2.0	ug/L	EPA 8260B		1	12/12/17 10:00	12/12/17 17:23	7120296	LIH
m+p-Xylene	ND	5.0	ug/L	EPA 8260B		1	12/12/17 10:00	12/12/17 17:23	7120296	LIH
o-Xylene	ND	5.0	ug/L	EPA 8260B		1	12/12/17 10:00	12/12/17 17:23	7120296	LIH
Xylenes, total	ND	5.0	ug/L	EPA 8260B		1	12/12/17 10:00	12/12/17 17:23	7120296	LIH
Surrogate: Dibromofluoromethane	*102 %*	*80-120*		*EPA 8260B*			*12/12/17 10:00*	*12/12/17 17:23*	*7120296*	
Surrogate: 1,2-Dichloroethane-d4	*106 %*	*78-120*		*EPA 8260B*			*12/12/17 10:00*	*12/12/17 17:23*	*7120296*	
Surrogate: Toluene-d8	*96 %*	*80-120*		*EPA 8260B*			*12/12/17 10:00*	*12/12/17 17:23*	*7120296*	
Surrogate: 4-Bromofluorobenzene	*95 %*	*80-120*		*EPA 8260B*			*12/12/17 10:00*	*12/12/17 17:23*	*7120296*	

PACE ANALYTICAL SERVICES, LLC.

Environmental Monitoring & Laboratory Analysis
110 Technology Parkway, Peachtree Corners, GA 30092
(770) 734-4200 FAX (770) 734-4201

WENCK Associates
1080 Holcomb Bridge Road, Building 100, S
Roswell GA, 30076
Attention: Ms. Katie T. Ross

December 18, 2017

Report No.: AAL0360
Client ID: SDS-8
Date/Time Sampled: 12/08/2017 9:35:00AM
Matrix: Ground Water

Project: AMC Dalton
Lab Number ID: AAL0360-08
Date/Time Received: 12/11/2017 3:45:00PM

Analyte	Result	RL	Units	Method	Qual.	DF	Preparation Date	Analytical Date	Batch	Init.
Volatile Organic Compounds by EPA 8260										
Acetone	ND	100	ug/L	EPA 8260B		1	12/12/17 10:00	12/12/17 17:48	7120296	LIH
Acrolein	ND	50	ug/L	EPA 8260B		1	12/12/17 10:00	12/12/17 17:48	7120296	LIH
Acrylonitrile	ND	50	ug/L	EPA 8260B		1	12/12/17 10:00	12/12/17 17:48	7120296	LIH
Allyl Chloride (3-Chloropropylene)	ND	10	ug/L	EPA 8260B		1	12/12/17 10:00	12/12/17 17:48	7120296	LIH
Benzene	ND	2.0	ug/L	EPA 8260B		1	12/12/17 10:00	12/12/17 17:48	7120296	LIH
Bromobenzene	ND	10	ug/L	EPA 8260B		1	12/12/17 10:00	12/12/17 17:48	7120296	LIH
Bromochloromethane	ND	10	ug/L	EPA 8260B		1	12/12/17 10:00	12/12/17 17:48	7120296	LIH
Bromodichloromethane	ND	10	ug/L	EPA 8260B		1	12/12/17 10:00	12/12/17 17:48	7120296	LIH
Bromoform	ND	10	ug/L	EPA 8260B		1	12/12/17 10:00	12/12/17 17:48	7120296	LIH
Bromomethane	ND	10	ug/L	EPA 8260B		1	12/12/17 10:00	12/12/17 17:48	7120296	LIH
n-Butylbenzene	ND	10	ug/L	EPA 8260B		1	12/12/17 10:00	12/12/17 17:48	7120296	LIH
sec-Butylbenzene	ND	10	ug/L	EPA 8260B		1	12/12/17 10:00	12/12/17 17:48	7120296	LIH
tert-Butylbenzene	ND	10	ug/L	EPA 8260B		1	12/12/17 10:00	12/12/17 17:48	7120296	LIH
Carbon Disulfide	ND	10	ug/L	EPA 8260B		1	12/12/17 10:00	12/12/17 17:48	7120296	LIH
Carbon Tetrachloride	ND	2.0	ug/L	EPA 8260B		1	12/12/17 10:00	12/12/17 17:48	7120296	LIH
Chlorobenzene	ND	10	ug/L	EPA 8260B		1	12/12/17 10:00	12/12/17 17:48	7120296	LIH
1-Chlorobutane	ND	10	ug/L	EPA 8260B		1	12/12/17 10:00	12/12/17 17:48	7120296	LIH
Chloroethane	ND	5.0	ug/L	EPA 8260B		1	12/12/17 10:00	12/12/17 17:48	7120296	LIH
Chloroform	ND	2.0	ug/L	EPA 8260B		1	12/12/17 10:00	12/12/17 17:48	7120296	LIH
Chloromethane	ND	10	ug/L	EPA 8260B		1	12/12/17 10:00	12/12/17 17:48	7120296	LIH
2-Chlorotoluene	ND	10	ug/L	EPA 8260B		1	12/12/17 10:00	12/12/17 17:48	7120296	LIH
4-Chlorotoluene	ND	10	ug/L	EPA 8260B		1	12/12/17 10:00	12/12/17 17:48	7120296	LIH
Dibromochloromethane	ND	10	ug/L	EPA 8260B		1	12/12/17 10:00	12/12/17 17:48	7120296	LIH
1,2-Dibromo-3-chloropropane	ND	10	ug/L	EPA 8260B		1	12/12/17 10:00	12/12/17 17:48	7120296	LIH
1,2-Dibromoethane	ND	10	ug/L	EPA 8260B		1	12/12/17 10:00	12/12/17 17:48	7120296	LIH
Dibromomethane	ND	10	ug/L	EPA 8260B		1	12/12/17 10:00	12/12/17 17:48	7120296	LIH
1,2-Dichlorobenzene	ND	10	ug/L	EPA 8260B		1	12/12/17 10:00	12/12/17 17:48	7120296	LIH
1,3-Dichlorobenzene	ND	10	ug/L	EPA 8260B		1	12/12/17 10:00	12/12/17 17:48	7120296	LIH
1,4-Dichlorobenzene	ND	10	ug/L	EPA 8260B		1	12/12/17 10:00	12/12/17 17:48	7120296	LIH
trans-1,4-Dichloro-2-butene	ND	5.0	ug/L	EPA 8260B		1	12/12/17 10:00	12/12/17 17:48	7120296	LIH
Dichlorodifluoromethane	ND	10	ug/L	EPA 8260B		1	12/12/17 10:00	12/12/17 17:48	7120296	LIH
1,1-Dichloroethane	ND	2.0	ug/L	EPA 8260B		1	12/12/17 10:00	12/12/17 17:48	7120296	LIH
1,2-Dichloroethane	ND	2.0	ug/L	EPA 8260B		1	12/12/17 10:00	12/12/17 17:48	7120296	LIH
1,1-Dichloroethene	ND	2.0	ug/L	EPA 8260B		1	12/12/17 10:00	12/12/17 17:48	7120296	LIH
cis-1,2-Dichloroethene	360	20	ug/L	EPA 8260B		10	12/13/17 10:00	12/13/17 20:08	7120296	LIH
trans-1,2-Dichloroethene	2.0	2.0	ug/L	EPA 8260B		1	12/12/17 10:00	12/12/17 17:48	7120296	LIH

PACE ANALYTICAL SERVICES, LLC.

Environmental Monitoring & Laboratory Analysis
110 Technology Parkway, Peachtree Corners, GA 30092
(770) 734-4200 FAX (770) 734-4201

WENCK Associates
1080 Holcomb Bridge Road, Building 100, S
Roswell GA, 30076
Attention: Ms. Katie T. Ross

December 18, 2017

Report No.: AAL0360
Client ID: SDS-8
Date/Time Sampled: 12/08/2017 9:35:00AM
Matrix: Ground Water

Project: AMC Dalton
Lab Number ID: AAL0360-08
Date/Time Received: 12/11/2017 3:45:00PM

Analyte	Result	RL	Units	Method	Qual.	DF	Preparation Date	Analytical Date	Batch	Init.
Volatile Organic Compounds by EPA 8260										
1,2-Dichloropropane	ND	2.0	ug/L	EPA 8260B		1	12/12/17 10:00	12/12/17 17:48	7120296	LIH
1,3-Dichloropropane	ND	2.0	ug/L	EPA 8260B		1	12/12/17 10:00	12/12/17 17:48	7120296	LIH
2,2-Dichloropropane	ND	10	ug/L	EPA 8260B		1	12/12/17 10:00	12/12/17 17:48	7120296	LIH
1,1-Dichloropropene	ND	10	ug/L	EPA 8260B		1	12/12/17 10:00	12/12/17 17:48	7120296	LIH
cis-1,3-Dichloropropene	ND	2.0	ug/L	EPA 8260B		1	12/12/17 10:00	12/12/17 17:48	7120296	LIH
trans-1,3-Dichloropropene	ND	2.0	ug/L	EPA 8260B		1	12/12/17 10:00	12/12/17 17:48	7120296	LIH
Ethylbenzene	ND	2.0	ug/L	EPA 8260B		1	12/12/17 10:00	12/12/17 17:48	7120296	LIH
Ethyl Methacrylate	ND	10	ug/L	EPA 8260B		1	12/12/17 10:00	12/12/17 17:48	7120296	LIH
Hexachlorobutadiene	ND	10	ug/L	EPA 8260B		1	12/12/17 10:00	12/12/17 17:48	7120296	LIH
p-Isopropyltoluene	ND	10	ug/L	EPA 8260B		1	12/12/17 10:00	12/12/17 17:48	7120296	LIH
Hexachloroethane	ND	10	ug/L	EPA 8260B		1	12/12/17 10:00	12/12/17 17:48	7120296	LIH
Iodomethane	ND	10	ug/L	EPA 8260B		1	12/12/17 10:00	12/12/17 17:48	7120296	LIH
Isopropylbenzene	ND	10	ug/L	EPA 8260B		1	12/12/17 10:00	12/12/17 17:48	7120296	LIH
Methacrylonitrile	ND	10	ug/L	EPA 8260B		1	12/12/17 10:00	12/12/17 17:48	7120296	LIH
Methyl Acrylate	ND	10	ug/L	EPA 8260B		1	12/12/17 10:00	12/12/17 17:48	7120296	LIH
Methyl Butyl Ketone (2-Hexanone)	ND	10	ug/L	EPA 8260B		1	12/12/17 10:00	12/12/17 17:48	7120296	LIH
Methylene Chloride	ND	5.0	ug/L	EPA 8260B		1	12/12/17 10:00	12/12/17 17:48	7120296	LIH
Methyl Ethyl Ketone (2-Butanone)	ND	100	ug/L	EPA 8260B		1	12/12/17 10:00	12/12/17 17:48	7120296	LIH
Methyl Methacrylate	ND	10	ug/L	EPA 8260B		1	12/12/17 10:00	12/12/17 17:48	7120296	LIH
4-Methyl-2-pentanone (MIBK)	ND	10	ug/L	EPA 8260B		1	12/12/17 10:00	12/12/17 17:48	7120296	LIH
Methyl-tert-Butyl Ether	ND	10	ug/L	EPA 8260B		1	12/12/17 10:00	12/12/17 17:48	7120296	LIH
Naphthalene	ND	10	ug/L	EPA 8260B		1	12/12/17 10:00	12/12/17 17:48	7120296	LIH
2-Nitropropane	ND	10	ug/L	EPA 8260B		1	12/12/17 10:00	12/12/17 17:48	7120296	LIH
Propionitrile (Ethyl Cyanide)	ND	20	ug/L	EPA 8260B		1	12/12/17 10:00	12/12/17 17:48	7120296	LIH
n-Propylbenzene	ND	10	ug/L	EPA 8260B		1	12/12/17 10:00	12/12/17 17:48	7120296	LIH
Styrene	ND	5.0	ug/L	EPA 8260B		1	12/12/17 10:00	12/12/17 17:48	7120296	LIH
1,1,1,2-Tetrachloroethane	ND	2.0	ug/L	EPA 8260B		1	12/12/17 10:00	12/12/17 17:48	7120296	LIH
1,1,2,2-Tetrachloroethane	ND	2.0	ug/L	EPA 8260B		1	12/12/17 10:00	12/12/17 17:48	7120296	LIH
Tetrachloroethene	13	2.0	ug/L	EPA 8260B		1	12/12/17 10:00	12/12/17 17:48	7120296	LIH
Tetrahydrofuran	ND	10	ug/L	EPA 8260B		1	12/12/17 10:00	12/12/17 17:48	7120296	LIH
Toluene	ND	2.0	ug/L	EPA 8260B		1	12/12/17 10:00	12/12/17 17:48	7120296	LIH
1,2,3-Trichlorobenzene	ND	10	ug/L	EPA 8260B		1	12/12/17 10:00	12/12/17 17:48	7120296	LIH
1,2,4-Trichlorobenzene	ND	10	ug/L	EPA 8260B		1	12/12/17 10:00	12/12/17 17:48	7120296	LIH
1,1,1-Trichloroethane	ND	2.0	ug/L	EPA 8260B		1	12/12/17 10:00	12/12/17 17:48	7120296	LIH
1,1,2-Trichloroethane	ND	2.0	ug/L	EPA 8260B		1	12/12/17 10:00	12/12/17 17:48	7120296	LIH
Trichloroethene	65	2.0	ug/L	EPA 8260B		1	12/12/17 10:00	12/12/17 17:48	7120296	LIH

PACE ANALYTICAL SERVICES, LLC.

Environmental Monitoring & Laboratory Analysis
110 Technology Parkway, Peachtree Corners, GA 30092
(770) 734-4200 FAX (770) 734-4201

WENCK Associates
1080 Holcomb Bridge Road, Building 100, S
Roswell GA, 30076
Attention: Ms. Katie T. Ross

December 18, 2017

Report No.: AAL0360
Client ID: SDS-8
Date/Time Sampled: 12/08/2017 9:35:00AM
Matrix: Ground Water

Project: AMC Dalton
Lab Number ID: AAL0360-08
Date/Time Received: 12/11/2017 3:45:00PM

Analyte	Result	RL	Units	Method	Qual.	DF	Preparation Date	Analytical Date	Batch	Init.
Volatile Organic Compounds by EPA 8260										
Trichlorofluoromethane	ND	10	ug/L	EPA 8260B		1	12/12/17 10:00	12/12/17 17:48	7120296	LIH
1,2,3-Trichloropropane	ND	10	ug/L	EPA 8260B		1	12/12/17 10:00	12/12/17 17:48	7120296	LIH
1,2,4-Trimethylbenzene	ND	10	ug/L	EPA 8260B		1	12/12/17 10:00	12/12/17 17:48	7120296	LIH
1,3,5-Trimethylbenzene	ND	10	ug/L	EPA 8260B		1	12/12/17 10:00	12/12/17 17:48	7120296	LIH
Vinyl Acetate	ND	10	ug/L	EPA 8260B		1	12/12/17 10:00	12/12/17 17:48	7120296	LIH
Vinyl Chloride	100	2.0	ug/L	EPA 8260B		1	12/12/17 10:00	12/12/17 17:48	7120296	LIH
m+p-Xylene	ND	5.0	ug/L	EPA 8260B		1	12/12/17 10:00	12/12/17 17:48	7120296	LIH
o-Xylene	ND	5.0	ug/L	EPA 8260B		1	12/12/17 10:00	12/12/17 17:48	7120296	LIH
Xylenes, total	ND	5.0	ug/L	EPA 8260B		1	12/12/17 10:00	12/12/17 17:48	7120296	LIH
Surrogate: Dibromofluoromethane	*102 %*	*80-120*		*EPA 8260B*			*12/12/17 10:00*	*12/12/17 17:48*	*7120296*	
Surrogate: Dibromofluoromethane	*104 %*	*80-120*		*EPA 8260B*			*12/13/17 10:00*	*12/13/17 20:08*	*7120296*	
Surrogate: 1,2-Dichloroethane-d4	*104 %*	*78-120*		*EPA 8260B*			*12/12/17 10:00*	*12/12/17 17:48*	*7120296*	
Surrogate: 1,2-Dichloroethane-d4	*111 %*	*78-120*		*EPA 8260B*			*12/13/17 10:00*	*12/13/17 20:08*	*7120296*	
Surrogate: Toluene-d8	*96 %*	*80-120*		*EPA 8260B*			*12/13/17 10:00*	*12/13/17 20:08*	*7120296*	
Surrogate: Toluene-d8	*94 %*	*80-120*		*EPA 8260B*			*12/12/17 10:00*	*12/12/17 17:48*	*7120296*	
Surrogate: 4-Bromofluorobenzene	*95 %*	*80-120*		*EPA 8260B*			*12/13/17 10:00*	*12/13/17 20:08*	*7120296*	
Surrogate: 4-Bromofluorobenzene	*93 %*	*80-120*		*EPA 8260B*			*12/12/17 10:00*	*12/12/17 17:48*	*7120296*	

PACE ANALYTICAL SERVICES, LLC.

Environmental Monitoring & Laboratory Analysis
110 Technology Parkway, Peachtree Corners, GA 30092
(770) 734-4200 FAX (770) 734-4201

WENCK Associates
1080 Holcomb Bridge Road, Building 100, S
Roswell GA, 30076
Attention: Ms. Katie T. Ross

December 18, 2017

Report No.: AAL0360
Client ID: SDS-9
Date/Time Sampled: 12/08/2017 9:40:00AM
Matrix: Ground Water

Project: AMC Dalton
Lab Number ID: AAL0360-09
Date/Time Received: 12/11/2017 3:45:00PM

Analyte	Result	RL	Units	Method	Qual.	DF	Preparation Date	Analytical Date	Batch	Init.
Volatile Organic Compounds by EPA 8260										
Acetone	ND	100	ug/L	EPA 8260B		1	12/12/17 10:00	12/12/17 18:14	7120296	LIH
Acrolein	ND	50	ug/L	EPA 8260B		1	12/12/17 10:00	12/12/17 18:14	7120296	LIH
Acrylonitrile	ND	50	ug/L	EPA 8260B		1	12/12/17 10:00	12/12/17 18:14	7120296	LIH
Allyl Chloride (3-Chloropropylene)	ND	10	ug/L	EPA 8260B		1	12/12/17 10:00	12/12/17 18:14	7120296	LIH
Benzene	ND	2.0	ug/L	EPA 8260B		1	12/12/17 10:00	12/12/17 18:14	7120296	LIH
Bromobenzene	ND	10	ug/L	EPA 8260B		1	12/12/17 10:00	12/12/17 18:14	7120296	LIH
Bromochloromethane	ND	10	ug/L	EPA 8260B		1	12/12/17 10:00	12/12/17 18:14	7120296	LIH
Bromodichloromethane	ND	10	ug/L	EPA 8260B		1	12/12/17 10:00	12/12/17 18:14	7120296	LIH
Bromoform	ND	10	ug/L	EPA 8260B		1	12/12/17 10:00	12/12/17 18:14	7120296	LIH
Bromomethane	ND	10	ug/L	EPA 8260B		1	12/12/17 10:00	12/12/17 18:14	7120296	LIH
n-Butylbenzene	ND	10	ug/L	EPA 8260B		1	12/12/17 10:00	12/12/17 18:14	7120296	LIH
sec-Butylbenzene	ND	10	ug/L	EPA 8260B		1	12/12/17 10:00	12/12/17 18:14	7120296	LIH
tert-Butylbenzene	ND	10	ug/L	EPA 8260B		1	12/12/17 10:00	12/12/17 18:14	7120296	LIH
Carbon Disulfide	ND	10	ug/L	EPA 8260B		1	12/12/17 10:00	12/12/17 18:14	7120296	LIH
Carbon Tetrachloride	ND	2.0	ug/L	EPA 8260B		1	12/12/17 10:00	12/12/17 18:14	7120296	LIH
Chlorobenzene	ND	10	ug/L	EPA 8260B		1	12/12/17 10:00	12/12/17 18:14	7120296	LIH
1-Chlorobutane	ND	10	ug/L	EPA 8260B		1	12/12/17 10:00	12/12/17 18:14	7120296	LIH
Chloroethane	ND	5.0	ug/L	EPA 8260B		1	12/12/17 10:00	12/12/17 18:14	7120296	LIH
Chloroform	ND	2.0	ug/L	EPA 8260B		1	12/12/17 10:00	12/12/17 18:14	7120296	LIH
Chloromethane	ND	10	ug/L	EPA 8260B		1	12/12/17 10:00	12/12/17 18:14	7120296	LIH
2-Chlorotoluene	ND	10	ug/L	EPA 8260B		1	12/12/17 10:00	12/12/17 18:14	7120296	LIH
4-Chlorotoluene	ND	10	ug/L	EPA 8260B		1	12/12/17 10:00	12/12/17 18:14	7120296	LIH
Dibromochloromethane	ND	10	ug/L	EPA 8260B		1	12/12/17 10:00	12/12/17 18:14	7120296	LIH
1,2-Dibromo-3-chloropropane	ND	10	ug/L	EPA 8260B		1	12/12/17 10:00	12/12/17 18:14	7120296	LIH
1,2-Dibromoethane	ND	10	ug/L	EPA 8260B		1	12/12/17 10:00	12/12/17 18:14	7120296	LIH
Dibromomethane	ND	10	ug/L	EPA 8260B		1	12/12/17 10:00	12/12/17 18:14	7120296	LIH
1,2-Dichlorobenzene	ND	10	ug/L	EPA 8260B		1	12/12/17 10:00	12/12/17 18:14	7120296	LIH
1,3-Dichlorobenzene	ND	10	ug/L	EPA 8260B		1	12/12/17 10:00	12/12/17 18:14	7120296	LIH
1,4-Dichlorobenzene	ND	10	ug/L	EPA 8260B		1	12/12/17 10:00	12/12/17 18:14	7120296	LIH
trans-1,4-Dichloro-2-butene	ND	5.0	ug/L	EPA 8260B		1	12/12/17 10:00	12/12/17 18:14	7120296	LIH
Dichlorodifluoromethane	ND	10	ug/L	EPA 8260B		1	12/12/17 10:00	12/12/17 18:14	7120296	LIH
1,1-Dichloroethane	ND	2.0	ug/L	EPA 8260B		1	12/12/17 10:00	12/12/17 18:14	7120296	LIH
1,2-Dichloroethane	ND	2.0	ug/L	EPA 8260B		1	12/12/17 10:00	12/12/17 18:14	7120296	LIH
1,1-Dichloroethene	ND	2.0	ug/L	EPA 8260B		1	12/12/17 10:00	12/12/17 18:14	7120296	LIH
cis-1,2-Dichloroethene	4.6	2.0	ug/L	EPA 8260B		1	12/12/17 10:00	12/12/17 18:14	7120296	LIH
trans-1,2-Dichloroethene	ND	2.0	ug/L	EPA 8260B		1	12/12/17 10:00	12/12/17 18:14	7120296	LIH

PACE ANALYTICAL SERVICES, LLC.

Environmental Monitoring & Laboratory Analysis
110 Technology Parkway, Peachtree Corners, GA 30092
(770) 734-4200 FAX (770) 734-4201

WENCK Associates
1080 Holcomb Bridge Road, Building 100, S
Roswell GA, 30076
Attention: Ms. Katie T. Ross

December 18, 2017

Report No.: AAL0360
Client ID: SDS-9
Date/Time Sampled: 12/08/2017 9:40:00AM
Matrix: Ground Water

Project: AMC Dalton
Lab Number ID: AAL0360-09
Date/Time Received: 12/11/2017 3:45:00PM

Analyte	Result	RL	Units	Method	Qual.	DF	Preparation Date	Analytical Date	Batch	Init.
Volatile Organic Compounds by EPA 8260										
1,2-Dichloropropane	ND	2.0	ug/L	EPA 8260B		1	12/12/17 10:00	12/12/17 18:14	7120296	LIH
1,3-Dichloropropane	ND	2.0	ug/L	EPA 8260B		1	12/12/17 10:00	12/12/17 18:14	7120296	LIH
2,2-Dichloropropane	ND	10	ug/L	EPA 8260B		1	12/12/17 10:00	12/12/17 18:14	7120296	LIH
1,1-Dichloropropene	ND	10	ug/L	EPA 8260B		1	12/12/17 10:00	12/12/17 18:14	7120296	LIH
cis-1,3-Dichloropropene	ND	2.0	ug/L	EPA 8260B		1	12/12/17 10:00	12/12/17 18:14	7120296	LIH
trans-1,3-Dichloropropene	ND	2.0	ug/L	EPA 8260B		1	12/12/17 10:00	12/12/17 18:14	7120296	LIH
Ethylbenzene	ND	2.0	ug/L	EPA 8260B		1	12/12/17 10:00	12/12/17 18:14	7120296	LIH
Ethyl Methacrylate	ND	10	ug/L	EPA 8260B		1	12/12/17 10:00	12/12/17 18:14	7120296	LIH
Hexachlorobutadiene	ND	10	ug/L	EPA 8260B		1	12/12/17 10:00	12/12/17 18:14	7120296	LIH
p-Isopropyltoluene	ND	10	ug/L	EPA 8260B		1	12/12/17 10:00	12/12/17 18:14	7120296	LIH
Hexachloroethane	ND	10	ug/L	EPA 8260B		1	12/12/17 10:00	12/12/17 18:14	7120296	LIH
Iodomethane	ND	10	ug/L	EPA 8260B		1	12/12/17 10:00	12/12/17 18:14	7120296	LIH
Isopropylbenzene	ND	10	ug/L	EPA 8260B		1	12/12/17 10:00	12/12/17 18:14	7120296	LIH
Methacrylonitrile	ND	10	ug/L	EPA 8260B		1	12/12/17 10:00	12/12/17 18:14	7120296	LIH
Methyl Acrylate	ND	10	ug/L	EPA 8260B		1	12/12/17 10:00	12/12/17 18:14	7120296	LIH
Methyl Butyl Ketone (2-Hexanone)	ND	10	ug/L	EPA 8260B		1	12/12/17 10:00	12/12/17 18:14	7120296	LIH
Methylene Chloride	ND	5.0	ug/L	EPA 8260B		1	12/12/17 10:00	12/12/17 18:14	7120296	LIH
Methyl Ethyl Ketone (2-Butanone)	ND	100	ug/L	EPA 8260B		1	12/12/17 10:00	12/12/17 18:14	7120296	LIH
Methyl Methacrylate	ND	10	ug/L	EPA 8260B		1	12/12/17 10:00	12/12/17 18:14	7120296	LIH
4-Methyl-2-pentanone (MIBK)	ND	10	ug/L	EPA 8260B		1	12/12/17 10:00	12/12/17 18:14	7120296	LIH
Methyl-tert-Butyl Ether	ND	10	ug/L	EPA 8260B		1	12/12/17 10:00	12/12/17 18:14	7120296	LIH
Naphthalene	ND	10	ug/L	EPA 8260B		1	12/12/17 10:00	12/12/17 18:14	7120296	LIH
2-Nitropropane	ND	10	ug/L	EPA 8260B		1	12/12/17 10:00	12/12/17 18:14	7120296	LIH
Propionitrile (Ethyl Cyanide)	ND	20	ug/L	EPA 8260B		1	12/12/17 10:00	12/12/17 18:14	7120296	LIH
n-Propylbenzene	ND	10	ug/L	EPA 8260B		1	12/12/17 10:00	12/12/17 18:14	7120296	LIH
Styrene	ND	5.0	ug/L	EPA 8260B		1	12/12/17 10:00	12/12/17 18:14	7120296	LIH
1,1,1,2-Tetrachloroethane	ND	2.0	ug/L	EPA 8260B		1	12/12/17 10:00	12/12/17 18:14	7120296	LIH
1,1,2,2-Tetrachloroethane	ND	2.0	ug/L	EPA 8260B		1	12/12/17 10:00	12/12/17 18:14	7120296	LIH
Tetrachloroethene	3.5	2.0	ug/L	EPA 8260B		1	12/12/17 10:00	12/12/17 18:14	7120296	LIH
Tetrahydrofuran	ND	10	ug/L	EPA 8260B		1	12/12/17 10:00	12/12/17 18:14	7120296	LIH
Toluene	ND	2.0	ug/L	EPA 8260B		1	12/12/17 10:00	12/12/17 18:14	7120296	LIH
1,2,3-Trichlorobenzene	ND	10	ug/L	EPA 8260B		1	12/12/17 10:00	12/12/17 18:14	7120296	LIH
1,2,4-Trichlorobenzene	ND	10	ug/L	EPA 8260B		1	12/12/17 10:00	12/12/17 18:14	7120296	LIH
1,1,1-Trichloroethane	ND	2.0	ug/L	EPA 8260B		1	12/12/17 10:00	12/12/17 18:14	7120296	LIH
1,1,2-Trichloroethane	ND	2.0	ug/L	EPA 8260B		1	12/12/17 10:00	12/12/17 18:14	7120296	LIH
Trichloroethene	ND	2.0	ug/L	EPA 8260B		1	12/12/17 10:00	12/12/17 18:14	7120296	LIH

PACE ANALYTICAL SERVICES, LLC.

Environmental Monitoring & Laboratory Analysis
110 Technology Parkway, Peachtree Corners, GA 30092
(770) 734-4200 FAX (770) 734-4201

WENCK Associates
1080 Holcomb Bridge Road, Building 100, S
Roswell GA, 30076
Attention: Ms. Katie T. Ross

December 18, 2017

Report No.: AAL0360
Client ID: SDS-9
Date/Time Sampled: 12/08/2017 9:40:00AM
Matrix: Ground Water

Project: AMC Dalton
Lab Number ID: AAL0360-09
Date/Time Received: 12/11/2017 3:45:00PM

Analyte	Result	RL	Units	Method	Qual.	DF	Preparation Date	Analytical Date	Batch	Init.
Volatile Organic Compounds by EPA 8260										
Trichlorofluoromethane	ND	10	ug/L	EPA 8260B		1	12/12/17 10:00	12/12/17 18:14	7120296	LIH
1,2,3-Trichloropropane	ND	10	ug/L	EPA 8260B		1	12/12/17 10:00	12/12/17 18:14	7120296	LIH
1,2,4-Trimethylbenzene	ND	10	ug/L	EPA 8260B		1	12/12/17 10:00	12/12/17 18:14	7120296	LIH
1,3,5-Trimethylbenzene	ND	10	ug/L	EPA 8260B		1	12/12/17 10:00	12/12/17 18:14	7120296	LIH
Vinyl Acetate	ND	10	ug/L	EPA 8260B		1	12/12/17 10:00	12/12/17 18:14	7120296	LIH
Vinyl Chloride	ND	2.0	ug/L	EPA 8260B		1	12/12/17 10:00	12/12/17 18:14	7120296	LIH
m+p-Xylene	ND	5.0	ug/L	EPA 8260B		1	12/12/17 10:00	12/12/17 18:14	7120296	LIH
o-Xylene	ND	5.0	ug/L	EPA 8260B		1	12/12/17 10:00	12/12/17 18:14	7120296	LIH
Xylenes, total	ND	5.0	ug/L	EPA 8260B		1	12/12/17 10:00	12/12/17 18:14	7120296	LIH
Surrogate: Dibromofluoromethane	*99 %*	*80-120*		*EPA 8260B*			*12/12/17 10:00*	*12/12/17 18:14*	*7120296*	
Surrogate: 1,2-Dichloroethane-d4	*99 %*	*78-120*		*EPA 8260B*			*12/12/17 10:00*	*12/12/17 18:14*	*7120296*	
Surrogate: Toluene-d8	*98 %*	*80-120*		*EPA 8260B*			*12/12/17 10:00*	*12/12/17 18:14*	*7120296*	
Surrogate: 4-Bromofluorobenzene	*96 %*	*80-120*		*EPA 8260B*			*12/12/17 10:00*	*12/12/17 18:14*	*7120296*	

PACE ANALYTICAL SERVICES, LLC.

Environmental Monitoring & Laboratory Analysis
110 Technology Parkway, Peachtree Corners, GA 30092
(770) 734-4200 FAX (770) 734-4201

WENCK Associates
1080 Holcomb Bridge Road, Building 100, S
Roswell GA, 30076
Attention: Ms. Katie T. Ross

December 18, 2017

Report No.: AAL0360
Client ID: SDS-10
Date/Time Sampled: 12/08/2017 9:45:00AM
Matrix: Ground Water

Project: AMC Dalton
Lab Number ID: AAL0360-10
Date/Time Received: 12/11/2017 3:45:00PM

Analyte	Result	RL	Units	Method	Qual.	DF	Preparation Date	Analytical Date	Batch	Init.
Volatile Organic Compounds by EPA 8260										
Acetone	ND	100	ug/L	EPA 8260B		1	12/12/17 10:00	12/12/17 18:39	7120296	LIH
Acrolein	ND	50	ug/L	EPA 8260B		1	12/12/17 10:00	12/12/17 18:39	7120296	LIH
Acrylonitrile	ND	50	ug/L	EPA 8260B		1	12/12/17 10:00	12/12/17 18:39	7120296	LIH
Allyl Chloride (3-Chloropropylene)	ND	10	ug/L	EPA 8260B		1	12/12/17 10:00	12/12/17 18:39	7120296	LIH
Benzene	ND	2.0	ug/L	EPA 8260B		1	12/12/17 10:00	12/12/17 18:39	7120296	LIH
Bromobenzene	ND	10	ug/L	EPA 8260B		1	12/12/17 10:00	12/12/17 18:39	7120296	LIH
Bromochloromethane	ND	10	ug/L	EPA 8260B		1	12/12/17 10:00	12/12/17 18:39	7120296	LIH
Bromodichloromethane	ND	10	ug/L	EPA 8260B		1	12/12/17 10:00	12/12/17 18:39	7120296	LIH
Bromoform	ND	10	ug/L	EPA 8260B		1	12/12/17 10:00	12/12/17 18:39	7120296	LIH
Bromomethane	ND	10	ug/L	EPA 8260B		1	12/12/17 10:00	12/12/17 18:39	7120296	LIH
n-Butylbenzene	ND	10	ug/L	EPA 8260B		1	12/12/17 10:00	12/12/17 18:39	7120296	LIH
sec-Butylbenzene	ND	10	ug/L	EPA 8260B		1	12/12/17 10:00	12/12/17 18:39	7120296	LIH
tert-Butylbenzene	ND	10	ug/L	EPA 8260B		1	12/12/17 10:00	12/12/17 18:39	7120296	LIH
Carbon Disulfide	ND	10	ug/L	EPA 8260B		1	12/12/17 10:00	12/12/17 18:39	7120296	LIH
Carbon Tetrachloride	ND	2.0	ug/L	EPA 8260B		1	12/12/17 10:00	12/12/17 18:39	7120296	LIH
Chlorobenzene	ND	10	ug/L	EPA 8260B		1	12/12/17 10:00	12/12/17 18:39	7120296	LIH
1-Chlorobutane	ND	10	ug/L	EPA 8260B		1	12/12/17 10:00	12/12/17 18:39	7120296	LIH
Chloroethane	ND	5.0	ug/L	EPA 8260B		1	12/12/17 10:00	12/12/17 18:39	7120296	LIH
Chloroform	ND	2.0	ug/L	EPA 8260B		1	12/12/17 10:00	12/12/17 18:39	7120296	LIH
Chloromethane	ND	10	ug/L	EPA 8260B		1	12/12/17 10:00	12/12/17 18:39	7120296	LIH
2-Chlorotoluene	ND	10	ug/L	EPA 8260B		1	12/12/17 10:00	12/12/17 18:39	7120296	LIH
4-Chlorotoluene	ND	10	ug/L	EPA 8260B		1	12/12/17 10:00	12/12/17 18:39	7120296	LIH
Dibromochloromethane	ND	10	ug/L	EPA 8260B		1	12/12/17 10:00	12/12/17 18:39	7120296	LIH
1,2-Dibromo-3-chloropropane	ND	10	ug/L	EPA 8260B		1	12/12/17 10:00	12/12/17 18:39	7120296	LIH
1,2-Dibromoethane	ND	10	ug/L	EPA 8260B		1	12/12/17 10:00	12/12/17 18:39	7120296	LIH
Dibromomethane	ND	10	ug/L	EPA 8260B		1	12/12/17 10:00	12/12/17 18:39	7120296	LIH
1,2-Dichlorobenzene	ND	10	ug/L	EPA 8260B		1	12/12/17 10:00	12/12/17 18:39	7120296	LIH
1,3-Dichlorobenzene	ND	10	ug/L	EPA 8260B		1	12/12/17 10:00	12/12/17 18:39	7120296	LIH
1,4-Dichlorobenzene	ND	10	ug/L	EPA 8260B		1	12/12/17 10:00	12/12/17 18:39	7120296	LIH
trans-1,4-Dichloro-2-butene	ND	5.0	ug/L	EPA 8260B		1	12/12/17 10:00	12/12/17 18:39	7120296	LIH
Dichlorodifluoromethane	ND	10	ug/L	EPA 8260B		1	12/12/17 10:00	12/12/17 18:39	7120296	LIH
1,1-Dichloroethane	ND	2.0	ug/L	EPA 8260B		1	12/12/17 10:00	12/12/17 18:39	7120296	LIH
1,2-Dichloroethane	ND	2.0	ug/L	EPA 8260B		1	12/12/17 10:00	12/12/17 18:39	7120296	LIH
1,1-Dichloroethene	ND	2.0	ug/L	EPA 8260B		1	12/12/17 10:00	12/12/17 18:39	7120296	LIH
cis-1,2-Dichloroethene	ND	2.0	ug/L	EPA 8260B		1	12/12/17 10:00	12/12/17 18:39	7120296	LIH
trans-1,2-Dichloroethene	ND	2.0	ug/L	EPA 8260B		1	12/12/17 10:00	12/12/17 18:39	7120296	LIH

PACE ANALYTICAL SERVICES, LLC.

Environmental Monitoring & Laboratory Analysis
110 Technology Parkway, Peachtree Corners, GA 30092
(770) 734-4200 FAX (770) 734-4201

WENCK Associates
1080 Holcomb Bridge Road, Building 100, S
Roswell GA, 30076
Attention: Ms. Katie T. Ross

December 18, 2017

Report No.: AAL0360
Client ID: SDS-10
Date/Time Sampled: 12/08/2017 9:45:00AM
Matrix: Ground Water

Project: AMC Dalton
Lab Number ID: AAL0360-10
Date/Time Received: 12/11/2017 3:45:00PM

Analyte	Result	RL	Units	Method	Qual.	DF	Preparation Date	Analytical Date	Batch	Init.
Volatile Organic Compounds by EPA 8260										
1,2-Dichloropropane	ND	2.0	ug/L	EPA 8260B		1	12/12/17 10:00	12/12/17 18:39	7120296	LIH
1,3-Dichloropropane	ND	2.0	ug/L	EPA 8260B		1	12/12/17 10:00	12/12/17 18:39	7120296	LIH
2,2-Dichloropropane	ND	10	ug/L	EPA 8260B		1	12/12/17 10:00	12/12/17 18:39	7120296	LIH
1,1-Dichloropropene	ND	10	ug/L	EPA 8260B		1	12/12/17 10:00	12/12/17 18:39	7120296	LIH
cis-1,3-Dichloropropene	ND	2.0	ug/L	EPA 8260B		1	12/12/17 10:00	12/12/17 18:39	7120296	LIH
trans-1,3-Dichloropropene	ND	2.0	ug/L	EPA 8260B		1	12/12/17 10:00	12/12/17 18:39	7120296	LIH
Ethylbenzene	ND	2.0	ug/L	EPA 8260B		1	12/12/17 10:00	12/12/17 18:39	7120296	LIH
Ethyl Methacrylate	ND	10	ug/L	EPA 8260B		1	12/12/17 10:00	12/12/17 18:39	7120296	LIH
Hexachlorobutadiene	ND	10	ug/L	EPA 8260B		1	12/12/17 10:00	12/12/17 18:39	7120296	LIH
p-Isopropyltoluene	ND	10	ug/L	EPA 8260B		1	12/12/17 10:00	12/12/17 18:39	7120296	LIH
Hexachloroethane	ND	10	ug/L	EPA 8260B		1	12/12/17 10:00	12/12/17 18:39	7120296	LIH
Iodomethane	ND	10	ug/L	EPA 8260B		1	12/12/17 10:00	12/12/17 18:39	7120296	LIH
Isopropylbenzene	ND	10	ug/L	EPA 8260B		1	12/12/17 10:00	12/12/17 18:39	7120296	LIH
Methacrylonitrile	ND	10	ug/L	EPA 8260B		1	12/12/17 10:00	12/12/17 18:39	7120296	LIH
Methyl Acrylate	ND	10	ug/L	EPA 8260B		1	12/12/17 10:00	12/12/17 18:39	7120296	LIH
Methyl Butyl Ketone (2-Hexanone)	ND	10	ug/L	EPA 8260B		1	12/12/17 10:00	12/12/17 18:39	7120296	LIH
Methylene Chloride	ND	5.0	ug/L	EPA 8260B		1	12/12/17 10:00	12/12/17 18:39	7120296	LIH
Methyl Ethyl Ketone (2-Butanone)	ND	100	ug/L	EPA 8260B		1	12/12/17 10:00	12/12/17 18:39	7120296	LIH
Methyl Methacrylate	ND	10	ug/L	EPA 8260B		1	12/12/17 10:00	12/12/17 18:39	7120296	LIH
4-Methyl-2-pentanone (MIBK)	ND	10	ug/L	EPA 8260B		1	12/12/17 10:00	12/12/17 18:39	7120296	LIH
Methyl-tert-Butyl Ether	ND	10	ug/L	EPA 8260B		1	12/12/17 10:00	12/12/17 18:39	7120296	LIH
Naphthalene	ND	10	ug/L	EPA 8260B		1	12/12/17 10:00	12/12/17 18:39	7120296	LIH
2-Nitropropane	ND	10	ug/L	EPA 8260B		1	12/12/17 10:00	12/12/17 18:39	7120296	LIH
Propionitrile (Ethyl Cyanide)	ND	20	ug/L	EPA 8260B		1	12/12/17 10:00	12/12/17 18:39	7120296	LIH
n-Propylbenzene	ND	10	ug/L	EPA 8260B		1	12/12/17 10:00	12/12/17 18:39	7120296	LIH
Styrene	ND	5.0	ug/L	EPA 8260B		1	12/12/17 10:00	12/12/17 18:39	7120296	LIH
1,1,1,2-Tetrachloroethane	ND	2.0	ug/L	EPA 8260B		1	12/12/17 10:00	12/12/17 18:39	7120296	LIH
1,1,2,2-Tetrachloroethane	ND	2.0	ug/L	EPA 8260B		1	12/12/17 10:00	12/12/17 18:39	7120296	LIH
Tetrachloroethene	ND	2.0	ug/L	EPA 8260B		1	12/12/17 10:00	12/12/17 18:39	7120296	LIH
Tetrahydrofuran	ND	10	ug/L	EPA 8260B		1	12/12/17 10:00	12/12/17 18:39	7120296	LIH
Toluene	ND	2.0	ug/L	EPA 8260B		1	12/12/17 10:00	12/12/17 18:39	7120296	LIH
1,2,3-Trichlorobenzene	ND	10	ug/L	EPA 8260B		1	12/12/17 10:00	12/12/17 18:39	7120296	LIH
1,2,4-Trichlorobenzene	ND	10	ug/L	EPA 8260B		1	12/12/17 10:00	12/12/17 18:39	7120296	LIH
1,1,1-Trichloroethane	ND	2.0	ug/L	EPA 8260B		1	12/12/17 10:00	12/12/17 18:39	7120296	LIH
1,1,2-Trichloroethane	ND	2.0	ug/L	EPA 8260B		1	12/12/17 10:00	12/12/17 18:39	7120296	LIH
Trichloroethene	ND	2.0	ug/L	EPA 8260B		1	12/12/17 10:00	12/12/17 18:39	7120296	LIH

PACE ANALYTICAL SERVICES, LLC.

Environmental Monitoring & Laboratory Analysis
110 Technology Parkway, Peachtree Corners, GA 30092
(770) 734-4200 FAX (770) 734-4201

WENCK Associates
1080 Holcomb Bridge Road, Building 100, S
Roswell GA, 30076
Attention: Ms. Katie T. Ross

December 18, 2017

Report No.: AAL0360
Client ID: SDS-10
Date/Time Sampled: 12/08/2017 9:45:00AM
Matrix: Ground Water

Project: AMC Dalton
Lab Number ID: AAL0360-10
Date/Time Received: 12/11/2017 3:45:00PM

Analyte	Result	RL	Units	Method	Qual.	DF	Preparation Date	Analytical Date	Batch	Init.
Volatile Organic Compounds by EPA 8260										
Trichlorofluoromethane	ND	10	ug/L	EPA 8260B		1	12/12/17 10:00	12/12/17 18:39	7120296	LIH
1,2,3-Trichloropropane	ND	10	ug/L	EPA 8260B		1	12/12/17 10:00	12/12/17 18:39	7120296	LIH
1,2,4-Trimethylbenzene	ND	10	ug/L	EPA 8260B		1	12/12/17 10:00	12/12/17 18:39	7120296	LIH
1,3,5-Trimethylbenzene	ND	10	ug/L	EPA 8260B		1	12/12/17 10:00	12/12/17 18:39	7120296	LIH
Vinyl Acetate	ND	10	ug/L	EPA 8260B		1	12/12/17 10:00	12/12/17 18:39	7120296	LIH
Vinyl Chloride	ND	2.0	ug/L	EPA 8260B		1	12/12/17 10:00	12/12/17 18:39	7120296	LIH
m+p-Xylene	ND	5.0	ug/L	EPA 8260B		1	12/12/17 10:00	12/12/17 18:39	7120296	LIH
o-Xylene	ND	5.0	ug/L	EPA 8260B		1	12/12/17 10:00	12/12/17 18:39	7120296	LIH
Xylenes, total	ND	5.0	ug/L	EPA 8260B		1	12/12/17 10:00	12/12/17 18:39	7120296	LIH
Surrogate: Dibromofluoromethane	*102 %*	*80-120*		*EPA 8260B*			*12/12/17 10:00*	*12/12/17 18:39*	*7120296*	
Surrogate: 1,2-Dichloroethane-d4	*104 %*	*78-120*		*EPA 8260B*			*12/12/17 10:00*	*12/12/17 18:39*	*7120296*	
Surrogate: Toluene-d8	*97 %*	*80-120*		*EPA 8260B*			*12/12/17 10:00*	*12/12/17 18:39*	*7120296*	
Surrogate: 4-Bromofluorobenzene	*95 %*	*80-120*		*EPA 8260B*			*12/12/17 10:00*	*12/12/17 18:39*	*7120296*	

PACE ANALYTICAL SERVICES, LLC.

Environmental Monitoring & Laboratory Analysis
110 Technology Parkway, Peachtree Corners, GA 30092
(770) 734-4200 FAX (770) 734-4201

WENCK Associates
1080 Holcomb Bridge Road, Building 100, S
Roswell GA, 30076
Attention: Ms. Katie T. Ross

December 18, 2017

Report No.: AAL0360
Client ID: SDS-11
Date/Time Sampled: 12/08/2017 9:50:00AM
Matrix: Ground Water

Project: AMC Dalton
Lab Number ID: AAL0360-11
Date/Time Received: 12/11/2017 3:45:00PM

Analyte	Result	RL	Units	Method	Qual.	DF	Preparation Date	Analytical Date	Batch	Init.
Volatile Organic Compounds by EPA 8260										
Acetone	ND	100	ug/L	EPA 8260B		1	12/12/17 10:00	12/12/17 19:04	7120296	LIH
Acrolein	ND	50	ug/L	EPA 8260B		1	12/12/17 10:00	12/12/17 19:04	7120296	LIH
Acrylonitrile	ND	50	ug/L	EPA 8260B		1	12/12/17 10:00	12/12/17 19:04	7120296	LIH
Allyl Chloride (3-Chloropropylene)	ND	10	ug/L	EPA 8260B		1	12/12/17 10:00	12/12/17 19:04	7120296	LIH
Benzene	ND	2.0	ug/L	EPA 8260B		1	12/12/17 10:00	12/12/17 19:04	7120296	LIH
Bromobenzene	ND	10	ug/L	EPA 8260B		1	12/12/17 10:00	12/12/17 19:04	7120296	LIH
Bromochloromethane	ND	10	ug/L	EPA 8260B		1	12/12/17 10:00	12/12/17 19:04	7120296	LIH
Bromodichloromethane	ND	10	ug/L	EPA 8260B		1	12/12/17 10:00	12/12/17 19:04	7120296	LIH
Bromoform	ND	10	ug/L	EPA 8260B		1	12/12/17 10:00	12/12/17 19:04	7120296	LIH
Bromomethane	ND	10	ug/L	EPA 8260B		1	12/12/17 10:00	12/12/17 19:04	7120296	LIH
n-Butylbenzene	ND	10	ug/L	EPA 8260B		1	12/12/17 10:00	12/12/17 19:04	7120296	LIH
sec-Butylbenzene	ND	10	ug/L	EPA 8260B		1	12/12/17 10:00	12/12/17 19:04	7120296	LIH
tert-Butylbenzene	ND	10	ug/L	EPA 8260B		1	12/12/17 10:00	12/12/17 19:04	7120296	LIH
Carbon Disulfide	ND	10	ug/L	EPA 8260B		1	12/12/17 10:00	12/12/17 19:04	7120296	LIH
Carbon Tetrachloride	ND	2.0	ug/L	EPA 8260B		1	12/12/17 10:00	12/12/17 19:04	7120296	LIH
Chlorobenzene	ND	10	ug/L	EPA 8260B		1	12/12/17 10:00	12/12/17 19:04	7120296	LIH
1-Chlorobutane	ND	10	ug/L	EPA 8260B		1	12/12/17 10:00	12/12/17 19:04	7120296	LIH
Chloroethane	ND	5.0	ug/L	EPA 8260B		1	12/12/17 10:00	12/12/17 19:04	7120296	LIH
Chloroform	ND	2.0	ug/L	EPA 8260B		1	12/12/17 10:00	12/12/17 19:04	7120296	LIH
Chloromethane	ND	10	ug/L	EPA 8260B		1	12/12/17 10:00	12/12/17 19:04	7120296	LIH
2-Chlorotoluene	ND	10	ug/L	EPA 8260B		1	12/12/17 10:00	12/12/17 19:04	7120296	LIH
4-Chlorotoluene	ND	10	ug/L	EPA 8260B		1	12/12/17 10:00	12/12/17 19:04	7120296	LIH
Dibromochloromethane	ND	10	ug/L	EPA 8260B		1	12/12/17 10:00	12/12/17 19:04	7120296	LIH
1,2-Dibromo-3-chloropropane	ND	10	ug/L	EPA 8260B		1	12/12/17 10:00	12/12/17 19:04	7120296	LIH
1,2-Dibromoethane	ND	10	ug/L	EPA 8260B		1	12/12/17 10:00	12/12/17 19:04	7120296	LIH
Dibromomethane	ND	10	ug/L	EPA 8260B		1	12/12/17 10:00	12/12/17 19:04	7120296	LIH
1,2-Dichlorobenzene	ND	10	ug/L	EPA 8260B		1	12/12/17 10:00	12/12/17 19:04	7120296	LIH
1,3-Dichlorobenzene	ND	10	ug/L	EPA 8260B		1	12/12/17 10:00	12/12/17 19:04	7120296	LIH
1,4-Dichlorobenzene	ND	10	ug/L	EPA 8260B		1	12/12/17 10:00	12/12/17 19:04	7120296	LIH
trans-1,4-Dichloro-2-butene	ND	5.0	ug/L	EPA 8260B		1	12/12/17 10:00	12/12/17 19:04	7120296	LIH
Dichlorodifluoromethane	ND	10	ug/L	EPA 8260B		1	12/12/17 10:00	12/12/17 19:04	7120296	LIH
1,1-Dichloroethane	ND	2.0	ug/L	EPA 8260B		1	12/12/17 10:00	12/12/17 19:04	7120296	LIH
1,2-Dichloroethane	ND	2.0	ug/L	EPA 8260B		1	12/12/17 10:00	12/12/17 19:04	7120296	LIH
1,1-Dichloroethene	ND	2.0	ug/L	EPA 8260B		1	12/12/17 10:00	12/12/17 19:04	7120296	LIH
cis-1,2-Dichloroethene	3.9	2.0	ug/L	EPA 8260B		1	12/12/17 10:00	12/12/17 19:04	7120296	LIH
trans-1,2-Dichloroethene	ND	2.0	ug/L	EPA 8260B		1	12/12/17 10:00	12/12/17 19:04	7120296	LIH

PACE ANALYTICAL SERVICES, LLC.

Environmental Monitoring & Laboratory Analysis
110 Technology Parkway, Peachtree Corners, GA 30092
(770) 734-4200 FAX (770) 734-4201

WENCK Associates
1080 Holcomb Bridge Road, Building 100, S
Roswell GA, 30076
Attention: Ms. Katie T. Ross

December 18, 2017

Report No.: AAL0360
Client ID: SDS-11
Date/Time Sampled: 12/08/2017 9:50:00AM
Matrix: Ground Water

Project: AMC Dalton
Lab Number ID: AAL0360-11
Date/Time Received: 12/11/2017 3:45:00PM

Analyte	Result	RL	Units	Method	Qual.	DF	Preparation Date	Analytical Date	Batch	Init.
Volatile Organic Compounds by EPA 8260										
1,2-Dichloropropane	ND	2.0	ug/L	EPA 8260B		1	12/12/17 10:00	12/12/17 19:04	7120296	LIH
1,3-Dichloropropane	ND	2.0	ug/L	EPA 8260B		1	12/12/17 10:00	12/12/17 19:04	7120296	LIH
2,2-Dichloropropane	ND	10	ug/L	EPA 8260B		1	12/12/17 10:00	12/12/17 19:04	7120296	LIH
1,1-Dichloropropene	ND	10	ug/L	EPA 8260B		1	12/12/17 10:00	12/12/17 19:04	7120296	LIH
cis-1,3-Dichloropropene	ND	2.0	ug/L	EPA 8260B		1	12/12/17 10:00	12/12/17 19:04	7120296	LIH
trans-1,3-Dichloropropene	ND	2.0	ug/L	EPA 8260B		1	12/12/17 10:00	12/12/17 19:04	7120296	LIH
Ethylbenzene	ND	2.0	ug/L	EPA 8260B		1	12/12/17 10:00	12/12/17 19:04	7120296	LIH
Ethyl Methacrylate	ND	10	ug/L	EPA 8260B		1	12/12/17 10:00	12/12/17 19:04	7120296	LIH
Hexachlorobutadiene	ND	10	ug/L	EPA 8260B		1	12/12/17 10:00	12/12/17 19:04	7120296	LIH
p-Isopropyltoluene	ND	10	ug/L	EPA 8260B		1	12/12/17 10:00	12/12/17 19:04	7120296	LIH
Hexachloroethane	ND	10	ug/L	EPA 8260B		1	12/12/17 10:00	12/12/17 19:04	7120296	LIH
Iodomethane	ND	10	ug/L	EPA 8260B		1	12/12/17 10:00	12/12/17 19:04	7120296	LIH
Isopropylbenzene	ND	10	ug/L	EPA 8260B		1	12/12/17 10:00	12/12/17 19:04	7120296	LIH
Methacrylonitrile	ND	10	ug/L	EPA 8260B		1	12/12/17 10:00	12/12/17 19:04	7120296	LIH
Methyl Acrylate	ND	10	ug/L	EPA 8260B		1	12/12/17 10:00	12/12/17 19:04	7120296	LIH
Methyl Butyl Ketone (2-Hexanone)	ND	10	ug/L	EPA 8260B		1	12/12/17 10:00	12/12/17 19:04	7120296	LIH
Methylene Chloride	ND	5.0	ug/L	EPA 8260B		1	12/12/17 10:00	12/12/17 19:04	7120296	LIH
Methyl Ethyl Ketone (2-Butanone)	ND	100	ug/L	EPA 8260B		1	12/12/17 10:00	12/12/17 19:04	7120296	LIH
Methyl Methacrylate	ND	10	ug/L	EPA 8260B		1	12/12/17 10:00	12/12/17 19:04	7120296	LIH
4-Methyl-2-pentanone (MIBK)	ND	10	ug/L	EPA 8260B		1	12/12/17 10:00	12/12/17 19:04	7120296	LIH
Methyl-tert-Butyl Ether	ND	10	ug/L	EPA 8260B		1	12/12/17 10:00	12/12/17 19:04	7120296	LIH
Naphthalene	ND	10	ug/L	EPA 8260B		1	12/12/17 10:00	12/12/17 19:04	7120296	LIH
2-Nitropropane	ND	10	ug/L	EPA 8260B		1	12/12/17 10:00	12/12/17 19:04	7120296	LIH
Propionitrile (Ethyl Cyanide)	ND	20	ug/L	EPA 8260B		1	12/12/17 10:00	12/12/17 19:04	7120296	LIH
n-Propylbenzene	ND	10	ug/L	EPA 8260B		1	12/12/17 10:00	12/12/17 19:04	7120296	LIH
Styrene	ND	5.0	ug/L	EPA 8260B		1	12/12/17 10:00	12/12/17 19:04	7120296	LIH
1,1,1,2-Tetrachloroethane	ND	2.0	ug/L	EPA 8260B		1	12/12/17 10:00	12/12/17 19:04	7120296	LIH
1,1,2,2-Tetrachloroethane	ND	2.0	ug/L	EPA 8260B		1	12/12/17 10:00	12/12/17 19:04	7120296	LIH
Tetrachloroethene	ND	2.0	ug/L	EPA 8260B		1	12/12/17 10:00	12/12/17 19:04	7120296	LIH
Tetrahydrofuran	ND	10	ug/L	EPA 8260B		1	12/12/17 10:00	12/12/17 19:04	7120296	LIH
Toluene	ND	2.0	ug/L	EPA 8260B		1	12/12/17 10:00	12/12/17 19:04	7120296	LIH
1,2,3-Trichlorobenzene	ND	10	ug/L	EPA 8260B		1	12/12/17 10:00	12/12/17 19:04	7120296	LIH
1,2,4-Trichlorobenzene	ND	10	ug/L	EPA 8260B		1	12/12/17 10:00	12/12/17 19:04	7120296	LIH
1,1,1-Trichloroethane	ND	2.0	ug/L	EPA 8260B		1	12/12/17 10:00	12/12/17 19:04	7120296	LIH
1,1,2-Trichloroethane	ND	2.0	ug/L	EPA 8260B		1	12/12/17 10:00	12/12/17 19:04	7120296	LIH
Trichloroethene	ND	2.0	ug/L	EPA 8260B		1	12/12/17 10:00	12/12/17 19:04	7120296	LIH

PACE ANALYTICAL SERVICES, LLC.

Environmental Monitoring & Laboratory Analysis
110 Technology Parkway, Peachtree Corners, GA 30092
(770) 734-4200 FAX (770) 734-4201

WENCK Associates
1080 Holcomb Bridge Road, Building 100, S
Roswell GA, 30076
Attention: Ms. Katie T. Ross

December 18, 2017

Report No.: AAL0360
Client ID: SDS-11
Date/Time Sampled: 12/08/2017 9:50:00AM
Matrix: Ground Water

Project: AMC Dalton
Lab Number ID: AAL0360-11
Date/Time Received: 12/11/2017 3:45:00PM

Analyte	Result	RL	Units	Method	Qual.	DF	Preparation Date	Analytical Date	Batch	Init.
Volatile Organic Compounds by EPA 8260										
Trichlorofluoromethane	ND	10	ug/L	EPA 8260B		1	12/12/17 10:00	12/12/17 19:04	7120296	LIH
1,2,3-Trichloropropane	ND	10	ug/L	EPA 8260B		1	12/12/17 10:00	12/12/17 19:04	7120296	LIH
1,2,4-Trimethylbenzene	ND	10	ug/L	EPA 8260B		1	12/12/17 10:00	12/12/17 19:04	7120296	LIH
1,3,5-Trimethylbenzene	ND	10	ug/L	EPA 8260B		1	12/12/17 10:00	12/12/17 19:04	7120296	LIH
Vinyl Acetate	ND	10	ug/L	EPA 8260B		1	12/12/17 10:00	12/12/17 19:04	7120296	LIH
Vinyl Chloride	ND	2.0	ug/L	EPA 8260B		1	12/12/17 10:00	12/12/17 19:04	7120296	LIH
m+p-Xylene	ND	5.0	ug/L	EPA 8260B		1	12/12/17 10:00	12/12/17 19:04	7120296	LIH
o-Xylene	ND	5.0	ug/L	EPA 8260B		1	12/12/17 10:00	12/12/17 19:04	7120296	LIH
Xylenes, total	ND	5.0	ug/L	EPA 8260B		1	12/12/17 10:00	12/12/17 19:04	7120296	LIH
Surrogate: Dibromofluoromethane	*101 %*	*80-120*		*EPA 8260B*			*12/12/17 10:00*	*12/12/17 19:04*	*7120296*	
Surrogate: 1,2-Dichloroethane-d4	*106 %*	*78-120*		*EPA 8260B*			*12/12/17 10:00*	*12/12/17 19:04*	*7120296*	
Surrogate: Toluene-d8	*96 %*	*80-120*		*EPA 8260B*			*12/12/17 10:00*	*12/12/17 19:04*	*7120296*	
Surrogate: 4-Bromofluorobenzene	*97 %*	*80-120*		*EPA 8260B*			*12/12/17 10:00*	*12/12/17 19:04*	*7120296*	

PACE ANALYTICAL SERVICES, LLC.

Environmental Monitoring & Laboratory Analysis
110 Technology Parkway, Peachtree Corners, GA 30092
(770) 734-4200 FAX (770) 734-4201

WENCK Associates
1080 Holcomb Bridge Road, Building 100, S
Roswell GA, 30076
Attention: Ms. Katie T. Ross

December 18, 2017

Report No.: AAL0360
Client ID: SDS-12
Date/Time Sampled: 12/08/2017 9:55:00AM
Matrix: Ground Water

Project: AMC Dalton
Lab Number ID: AAL0360-12
Date/Time Received: 12/11/2017 3:45:00PM

Analyte	Result	RL	Units	Method	Qual.	DF	Preparation Date	Analytical Date	Batch	Init.
Volatile Organic Compounds by EPA 8260										
Acetone	ND	100	ug/L	EPA 8260B		1	12/12/17 10:00	12/12/17 19:30	7120296	LIH
Acrolein	ND	50	ug/L	EPA 8260B		1	12/12/17 10:00	12/12/17 19:30	7120296	LIH
Acrylonitrile	ND	50	ug/L	EPA 8260B		1	12/12/17 10:00	12/12/17 19:30	7120296	LIH
Allyl Chloride (3-Chloropropylene)	ND	10	ug/L	EPA 8260B		1	12/12/17 10:00	12/12/17 19:30	7120296	LIH
Benzene	ND	2.0	ug/L	EPA 8260B		1	12/12/17 10:00	12/12/17 19:30	7120296	LIH
Bromobenzene	ND	10	ug/L	EPA 8260B		1	12/12/17 10:00	12/12/17 19:30	7120296	LIH
Bromochloromethane	ND	10	ug/L	EPA 8260B		1	12/12/17 10:00	12/12/17 19:30	7120296	LIH
Bromodichloromethane	ND	10	ug/L	EPA 8260B		1	12/12/17 10:00	12/12/17 19:30	7120296	LIH
Bromoform	ND	10	ug/L	EPA 8260B		1	12/12/17 10:00	12/12/17 19:30	7120296	LIH
Bromomethane	ND	10	ug/L	EPA 8260B		1	12/12/17 10:00	12/12/17 19:30	7120296	LIH
n-Butylbenzene	ND	10	ug/L	EPA 8260B		1	12/12/17 10:00	12/12/17 19:30	7120296	LIH
sec-Butylbenzene	ND	10	ug/L	EPA 8260B		1	12/12/17 10:00	12/12/17 19:30	7120296	LIH
tert-Butylbenzene	ND	10	ug/L	EPA 8260B		1	12/12/17 10:00	12/12/17 19:30	7120296	LIH
Carbon Disulfide	ND	10	ug/L	EPA 8260B		1	12/12/17 10:00	12/12/17 19:30	7120296	LIH
Carbon Tetrachloride	ND	2.0	ug/L	EPA 8260B		1	12/12/17 10:00	12/12/17 19:30	7120296	LIH
Chlorobenzene	ND	10	ug/L	EPA 8260B		1	12/12/17 10:00	12/12/17 19:30	7120296	LIH
1-Chlorobutane	ND	10	ug/L	EPA 8260B		1	12/12/17 10:00	12/12/17 19:30	7120296	LIH
Chloroethane	ND	5.0	ug/L	EPA 8260B		1	12/12/17 10:00	12/12/17 19:30	7120296	LIH
Chloroform	ND	2.0	ug/L	EPA 8260B		1	12/12/17 10:00	12/12/17 19:30	7120296	LIH
Chloromethane	ND	10	ug/L	EPA 8260B		1	12/12/17 10:00	12/12/17 19:30	7120296	LIH
2-Chlorotoluene	ND	10	ug/L	EPA 8260B		1	12/12/17 10:00	12/12/17 19:30	7120296	LIH
4-Chlorotoluene	ND	10	ug/L	EPA 8260B		1	12/12/17 10:00	12/12/17 19:30	7120296	LIH
Dibromochloromethane	ND	10	ug/L	EPA 8260B		1	12/12/17 10:00	12/12/17 19:30	7120296	LIH
1,2-Dibromo-3-chloropropane	ND	10	ug/L	EPA 8260B		1	12/12/17 10:00	12/12/17 19:30	7120296	LIH
1,2-Dibromoethane	ND	10	ug/L	EPA 8260B		1	12/12/17 10:00	12/12/17 19:30	7120296	LIH
Dibromomethane	ND	10	ug/L	EPA 8260B		1	12/12/17 10:00	12/12/17 19:30	7120296	LIH
1,2-Dichlorobenzene	ND	10	ug/L	EPA 8260B		1	12/12/17 10:00	12/12/17 19:30	7120296	LIH
1,3-Dichlorobenzene	ND	10	ug/L	EPA 8260B		1	12/12/17 10:00	12/12/17 19:30	7120296	LIH
1,4-Dichlorobenzene	ND	10	ug/L	EPA 8260B		1	12/12/17 10:00	12/12/17 19:30	7120296	LIH
trans-1,4-Dichloro-2-butene	ND	5.0	ug/L	EPA 8260B		1	12/12/17 10:00	12/12/17 19:30	7120296	LIH
Dichlorodifluoromethane	ND	10	ug/L	EPA 8260B		1	12/12/17 10:00	12/12/17 19:30	7120296	LIH
1,1-Dichloroethane	ND	2.0	ug/L	EPA 8260B		1	12/12/17 10:00	12/12/17 19:30	7120296	LIH
1,2-Dichloroethane	ND	2.0	ug/L	EPA 8260B		1	12/12/17 10:00	12/12/17 19:30	7120296	LIH
1,1-Dichloroethene	ND	2.0	ug/L	EPA 8260B		1	12/12/17 10:00	12/12/17 19:30	7120296	LIH
cis-1,2-Dichloroethene	ND	2.0	ug/L	EPA 8260B		1	12/12/17 10:00	12/12/17 19:30	7120296	LIH
trans-1,2-Dichloroethene	ND	2.0	ug/L	EPA 8260B		1	12/12/17 10:00	12/12/17 19:30	7120296	LIH

PACE ANALYTICAL SERVICES, LLC.

Environmental Monitoring & Laboratory Analysis
110 Technology Parkway, Peachtree Corners, GA 30092
(770) 734-4200 FAX (770) 734-4201

WENCK Associates
1080 Holcomb Bridge Road, Building 100, S
Roswell GA, 30076
Attention: Ms. Katie T. Ross

December 18, 2017

Report No.: AAL0360
Client ID: SDS-12
Date/Time Sampled: 12/08/2017 9:55:00AM
Matrix: Ground Water

Project: AMC Dalton
Lab Number ID: AAL0360-12
Date/Time Received: 12/11/2017 3:45:00PM

Analyte	Result	RL	Units	Method	Qual.	DF	Preparation Date	Analytical Date	Batch	Init.
Volatile Organic Compounds by EPA 8260										
1,2-Dichloropropane	ND	2.0	ug/L	EPA 8260B		1	12/12/17 10:00	12/12/17 19:30	7120296	LIH
1,3-Dichloropropane	ND	2.0	ug/L	EPA 8260B		1	12/12/17 10:00	12/12/17 19:30	7120296	LIH
2,2-Dichloropropane	ND	10	ug/L	EPA 8260B		1	12/12/17 10:00	12/12/17 19:30	7120296	LIH
1,1-Dichloropropene	ND	10	ug/L	EPA 8260B		1	12/12/17 10:00	12/12/17 19:30	7120296	LIH
cis-1,3-Dichloropropene	ND	2.0	ug/L	EPA 8260B		1	12/12/17 10:00	12/12/17 19:30	7120296	LIH
trans-1,3-Dichloropropene	ND	2.0	ug/L	EPA 8260B		1	12/12/17 10:00	12/12/17 19:30	7120296	LIH
Ethylbenzene	ND	2.0	ug/L	EPA 8260B		1	12/12/17 10:00	12/12/17 19:30	7120296	LIH
Ethyl Methacrylate	ND	10	ug/L	EPA 8260B		1	12/12/17 10:00	12/12/17 19:30	7120296	LIH
Hexachlorobutadiene	ND	10	ug/L	EPA 8260B		1	12/12/17 10:00	12/12/17 19:30	7120296	LIH
p-Isopropyltoluene	ND	10	ug/L	EPA 8260B		1	12/12/17 10:00	12/12/17 19:30	7120296	LIH
Hexachloroethane	ND	10	ug/L	EPA 8260B		1	12/12/17 10:00	12/12/17 19:30	7120296	LIH
Iodomethane	ND	10	ug/L	EPA 8260B		1	12/12/17 10:00	12/12/17 19:30	7120296	LIH
Isopropylbenzene	ND	10	ug/L	EPA 8260B		1	12/12/17 10:00	12/12/17 19:30	7120296	LIH
Methacrylonitrile	ND	10	ug/L	EPA 8260B		1	12/12/17 10:00	12/12/17 19:30	7120296	LIH
Methyl Acrylate	ND	10	ug/L	EPA 8260B		1	12/12/17 10:00	12/12/17 19:30	7120296	LIH
Methyl Butyl Ketone (2-Hexanone)	ND	10	ug/L	EPA 8260B		1	12/12/17 10:00	12/12/17 19:30	7120296	LIH
Methylene Chloride	ND	5.0	ug/L	EPA 8260B		1	12/12/17 10:00	12/12/17 19:30	7120296	LIH
Methyl Ethyl Ketone (2-Butanone)	ND	100	ug/L	EPA 8260B		1	12/12/17 10:00	12/12/17 19:30	7120296	LIH
Methyl Methacrylate	ND	10	ug/L	EPA 8260B		1	12/12/17 10:00	12/12/17 19:30	7120296	LIH
4-Methyl-2-pentanone (MIBK)	ND	10	ug/L	EPA 8260B		1	12/12/17 10:00	12/12/17 19:30	7120296	LIH
Methyl-tert-Butyl Ether	ND	10	ug/L	EPA 8260B		1	12/12/17 10:00	12/12/17 19:30	7120296	LIH
Naphthalene	ND	10	ug/L	EPA 8260B		1	12/12/17 10:00	12/12/17 19:30	7120296	LIH
2-Nitropropane	ND	10	ug/L	EPA 8260B		1	12/12/17 10:00	12/12/17 19:30	7120296	LIH
Propionitrile (Ethyl Cyanide)	ND	20	ug/L	EPA 8260B		1	12/12/17 10:00	12/12/17 19:30	7120296	LIH
n-Propylbenzene	ND	10	ug/L	EPA 8260B		1	12/12/17 10:00	12/12/17 19:30	7120296	LIH
Styrene	ND	5.0	ug/L	EPA 8260B		1	12/12/17 10:00	12/12/17 19:30	7120296	LIH
1,1,1,2-Tetrachloroethane	ND	2.0	ug/L	EPA 8260B		1	12/12/17 10:00	12/12/17 19:30	7120296	LIH
1,1,2,2-Tetrachloroethane	ND	2.0	ug/L	EPA 8260B		1	12/12/17 10:00	12/12/17 19:30	7120296	LIH
Tetrachloroethene	ND	2.0	ug/L	EPA 8260B		1	12/12/17 10:00	12/12/17 19:30	7120296	LIH
Tetrahydrofuran	ND	10	ug/L	EPA 8260B		1	12/12/17 10:00	12/12/17 19:30	7120296	LIH
Toluene	ND	2.0	ug/L	EPA 8260B		1	12/12/17 10:00	12/12/17 19:30	7120296	LIH
1,2,3-Trichlorobenzene	ND	10	ug/L	EPA 8260B		1	12/12/17 10:00	12/12/17 19:30	7120296	LIH
1,2,4-Trichlorobenzene	ND	10	ug/L	EPA 8260B		1	12/12/17 10:00	12/12/17 19:30	7120296	LIH
1,1,1-Trichloroethane	ND	2.0	ug/L	EPA 8260B		1	12/12/17 10:00	12/12/17 19:30	7120296	LIH
1,1,2-Trichloroethane	ND	2.0	ug/L	EPA 8260B		1	12/12/17 10:00	12/12/17 19:30	7120296	LIH
Trichloroethene	ND	2.0	ug/L	EPA 8260B		1	12/12/17 10:00	12/12/17 19:30	7120296	LIH

PACE ANALYTICAL SERVICES, LLC.

Environmental Monitoring & Laboratory Analysis
110 Technology Parkway, Peachtree Corners, GA 30092
(770) 734-4200 FAX (770) 734-4201

WENCK Associates
1080 Holcomb Bridge Road, Building 100, S
Roswell GA, 30076
Attention: Ms. Katie T. Ross

December 18, 2017

Report No.: AAL0360
Client ID: SDS-12
Date/Time Sampled: 12/08/2017 9:55:00AM
Matrix: Ground Water

Project: AMC Dalton
Lab Number ID: AAL0360-12
Date/Time Received: 12/11/2017 3:45:00PM

Analyte	Result	RL	Units	Method	Qual.	DF	Preparation Date	Analytical Date	Batch	Init.
Volatile Organic Compounds by EPA 8260										
Trichlorofluoromethane	ND	10	ug/L	EPA 8260B		1	12/12/17 10:00	12/12/17 19:30	7120296	LIH
1,2,3-Trichloropropane	ND	10	ug/L	EPA 8260B		1	12/12/17 10:00	12/12/17 19:30	7120296	LIH
1,2,4-Trimethylbenzene	ND	10	ug/L	EPA 8260B		1	12/12/17 10:00	12/12/17 19:30	7120296	LIH
1,3,5-Trimethylbenzene	ND	10	ug/L	EPA 8260B		1	12/12/17 10:00	12/12/17 19:30	7120296	LIH
Vinyl Acetate	ND	10	ug/L	EPA 8260B		1	12/12/17 10:00	12/12/17 19:30	7120296	LIH
Vinyl Chloride	ND	2.0	ug/L	EPA 8260B		1	12/12/17 10:00	12/12/17 19:30	7120296	LIH
m+p-Xylene	ND	5.0	ug/L	EPA 8260B		1	12/12/17 10:00	12/12/17 19:30	7120296	LIH
o-Xylene	ND	5.0	ug/L	EPA 8260B		1	12/12/17 10:00	12/12/17 19:30	7120296	LIH
Xylenes, total	ND	5.0	ug/L	EPA 8260B		1	12/12/17 10:00	12/12/17 19:30	7120296	LIH
Surrogate: Dibromofluoromethane	*101 %*	*80-120*		*EPA 8260B*			*12/12/17 10:00*	*12/12/17 19:30*	*7120296*	
Surrogate: 1,2-Dichloroethane-d4	*106 %*	*78-120*		*EPA 8260B*			*12/12/17 10:00*	*12/12/17 19:30*	*7120296*	
Surrogate: Toluene-d8	*96 %*	*80-120*		*EPA 8260B*			*12/12/17 10:00*	*12/12/17 19:30*	*7120296*	
Surrogate: 4-Bromofluorobenzene	*97 %*	*80-120*		*EPA 8260B*			*12/12/17 10:00*	*12/12/17 19:30*	*7120296*	

PACE ANALYTICAL SERVICES, LLC.

Environmental Monitoring & Laboratory Analysis
110 Technology Parkway, Peachtree Corners, GA 30092
(770) 734-4200 FAX (770) 734-4201

WENCK Associates
1080 Holcomb Bridge Road, Building 100, S
Roswell GA, 30076
Attention: Ms. Katie T. Ross

December 18, 2017

Report No.: AAL0360
Client ID: Trip Blank
Date/Time Sampled: 12/08/2017 12:00:00AM
Matrix: Water

Project: AMC Dalton
Lab Number ID: AAL0360-13
Date/Time Received: 12/11/2017 3:45:00PM

Analyte	Result	RL	Units	Method	Qual.	DF	Preparation Date	Analytical Date	Batch	Init.
Volatile Organic Compounds by EPA 8260										
Acetone	ND	100	ug/L	EPA 8260B		1	12/12/17 10:00	12/12/17 14:25	7120296	LIH
Acrolein	ND	50	ug/L	EPA 8260B		1	12/12/17 10:00	12/12/17 14:25	7120296	LIH
Acrylonitrile	ND	50	ug/L	EPA 8260B		1	12/12/17 10:00	12/12/17 14:25	7120296	LIH
Allyl Chloride (3-Chloropropylene)	ND	10	ug/L	EPA 8260B		1	12/12/17 10:00	12/12/17 14:25	7120296	LIH
Benzene	ND	2.0	ug/L	EPA 8260B		1	12/12/17 10:00	12/12/17 14:25	7120296	LIH
Bromobenzene	ND	10	ug/L	EPA 8260B		1	12/12/17 10:00	12/12/17 14:25	7120296	LIH
Bromochloromethane	ND	10	ug/L	EPA 8260B		1	12/12/17 10:00	12/12/17 14:25	7120296	LIH
Bromodichloromethane	ND	10	ug/L	EPA 8260B		1	12/12/17 10:00	12/12/17 14:25	7120296	LIH
Bromoform	ND	10	ug/L	EPA 8260B		1	12/12/17 10:00	12/12/17 14:25	7120296	LIH
Bromomethane	ND	10	ug/L	EPA 8260B		1	12/12/17 10:00	12/12/17 14:25	7120296	LIH
n-Butylbenzene	ND	10	ug/L	EPA 8260B		1	12/12/17 10:00	12/12/17 14:25	7120296	LIH
sec-Butylbenzene	ND	10	ug/L	EPA 8260B		1	12/12/17 10:00	12/12/17 14:25	7120296	LIH
tert-Butylbenzene	ND	10	ug/L	EPA 8260B		1	12/12/17 10:00	12/12/17 14:25	7120296	LIH
Carbon Disulfide	ND	10	ug/L	EPA 8260B		1	12/12/17 10:00	12/12/17 14:25	7120296	LIH
Carbon Tetrachloride	ND	2.0	ug/L	EPA 8260B		1	12/12/17 10:00	12/12/17 14:25	7120296	LIH
Chlorobenzene	ND	10	ug/L	EPA 8260B		1	12/12/17 10:00	12/12/17 14:25	7120296	LIH
1-Chlorobutane	ND	10	ug/L	EPA 8260B		1	12/12/17 10:00	12/12/17 14:25	7120296	LIH
Chloroethane	ND	5.0	ug/L	EPA 8260B		1	12/12/17 10:00	12/12/17 14:25	7120296	LIH
Chloroform	ND	2.0	ug/L	EPA 8260B		1	12/12/17 10:00	12/12/17 14:25	7120296	LIH
Chloromethane	ND	10	ug/L	EPA 8260B		1	12/12/17 10:00	12/12/17 14:25	7120296	LIH
2-Chlorotoluene	ND	10	ug/L	EPA 8260B		1	12/12/17 10:00	12/12/17 14:25	7120296	LIH
4-Chlorotoluene	ND	10	ug/L	EPA 8260B		1	12/12/17 10:00	12/12/17 14:25	7120296	LIH
Dibromochloromethane	ND	10	ug/L	EPA 8260B		1	12/12/17 10:00	12/12/17 14:25	7120296	LIH
1,2-Dibromo-3-chloropropane	ND	10	ug/L	EPA 8260B		1	12/12/17 10:00	12/12/17 14:25	7120296	LIH
1,2-Dibromoethane	ND	10	ug/L	EPA 8260B		1	12/12/17 10:00	12/12/17 14:25	7120296	LIH
Dibromomethane	ND	10	ug/L	EPA 8260B		1	12/12/17 10:00	12/12/17 14:25	7120296	LIH
1,2-Dichlorobenzene	ND	10	ug/L	EPA 8260B		1	12/12/17 10:00	12/12/17 14:25	7120296	LIH
1,3-Dichlorobenzene	ND	10	ug/L	EPA 8260B		1	12/12/17 10:00	12/12/17 14:25	7120296	LIH
1,4-Dichlorobenzene	ND	10	ug/L	EPA 8260B		1	12/12/17 10:00	12/12/17 14:25	7120296	LIH
trans-1,4-Dichloro-2-butene	ND	5.0	ug/L	EPA 8260B		1	12/12/17 10:00	12/12/17 14:25	7120296	LIH
Dichlorodifluoromethane	ND	10	ug/L	EPA 8260B		1	12/12/17 10:00	12/12/17 14:25	7120296	LIH
1,1-Dichloroethane	ND	2.0	ug/L	EPA 8260B		1	12/12/17 10:00	12/12/17 14:25	7120296	LIH
1,2-Dichloroethane	ND	2.0	ug/L	EPA 8260B		1	12/12/17 10:00	12/12/17 14:25	7120296	LIH
1,1-Dichloroethene	ND	2.0	ug/L	EPA 8260B		1	12/12/17 10:00	12/12/17 14:25	7120296	LIH
cis-1,2-Dichloroethene	ND	2.0	ug/L	EPA 8260B		1	12/12/17 10:00	12/12/17 14:25	7120296	LIH
trans-1,2-Dichloroethene	ND	2.0	ug/L	EPA 8260B		1	12/12/17 10:00	12/12/17 14:25	7120296	LIH

PACE ANALYTICAL SERVICES, LLC.

Environmental Monitoring & Laboratory Analysis
110 Technology Parkway, Peachtree Corners, GA 30092
(770) 734-4200 FAX (770) 734-4201

WENCK Associates
1080 Holcomb Bridge Road, Building 100, S
Roswell GA, 30076
Attention: Ms. Katie T. Ross

December 18, 2017

Report No.: AAL0360
Client ID: Trip Blank
Date/Time Sampled: 12/08/2017 12:00:00AM
Matrix: Water

Project: AMC Dalton
Lab Number ID: AAL0360-13
Date/Time Received: 12/11/2017 3:45:00PM

Analyte	Result	RL	Units	Method	Qual.	DF	Preparation Date	Analytical Date	Batch	Init.
Volatile Organic Compounds by EPA 8260										
1,2-Dichloropropane	ND	2.0	ug/L	EPA 8260B		1	12/12/17 10:00	12/12/17 14:25	7120296	LIH
1,3-Dichloropropane	ND	2.0	ug/L	EPA 8260B		1	12/12/17 10:00	12/12/17 14:25	7120296	LIH
2,2-Dichloropropane	ND	10	ug/L	EPA 8260B		1	12/12/17 10:00	12/12/17 14:25	7120296	LIH
1,1-Dichloropropene	ND	10	ug/L	EPA 8260B		1	12/12/17 10:00	12/12/17 14:25	7120296	LIH
cis-1,3-Dichloropropene	ND	2.0	ug/L	EPA 8260B		1	12/12/17 10:00	12/12/17 14:25	7120296	LIH
trans-1,3-Dichloropropene	ND	2.0	ug/L	EPA 8260B		1	12/12/17 10:00	12/12/17 14:25	7120296	LIH
Ethylbenzene	ND	2.0	ug/L	EPA 8260B		1	12/12/17 10:00	12/12/17 14:25	7120296	LIH
Ethyl Methacrylate	ND	10	ug/L	EPA 8260B		1	12/12/17 10:00	12/12/17 14:25	7120296	LIH
Hexachlorobutadiene	ND	10	ug/L	EPA 8260B		1	12/12/17 10:00	12/12/17 14:25	7120296	LIH
p-Isopropyltoluene	ND	10	ug/L	EPA 8260B		1	12/12/17 10:00	12/12/17 14:25	7120296	LIH
Hexachloroethane	ND	10	ug/L	EPA 8260B		1	12/12/17 10:00	12/12/17 14:25	7120296	LIH
Iodomethane	ND	10	ug/L	EPA 8260B		1	12/12/17 10:00	12/12/17 14:25	7120296	LIH
Isopropylbenzene	ND	10	ug/L	EPA 8260B		1	12/12/17 10:00	12/12/17 14:25	7120296	LIH
Methacrylonitrile	ND	10	ug/L	EPA 8260B		1	12/12/17 10:00	12/12/17 14:25	7120296	LIH
Methyl Acrylate	ND	10	ug/L	EPA 8260B		1	12/12/17 10:00	12/12/17 14:25	7120296	LIH
Methyl Butyl Ketone (2-Hexanone)	ND	10	ug/L	EPA 8260B		1	12/12/17 10:00	12/12/17 14:25	7120296	LIH
Methylene Chloride	ND	5.0	ug/L	EPA 8260B		1	12/12/17 10:00	12/12/17 14:25	7120296	LIH
Methyl Ethyl Ketone (2-Butanone)	ND	100	ug/L	EPA 8260B		1	12/12/17 10:00	12/12/17 14:25	7120296	LIH
Methyl Methacrylate	ND	10	ug/L	EPA 8260B		1	12/12/17 10:00	12/12/17 14:25	7120296	LIH
4-Methyl-2-pentanone (MIBK)	ND	10	ug/L	EPA 8260B		1	12/12/17 10:00	12/12/17 14:25	7120296	LIH
Methyl-tert-Butyl Ether	ND	10	ug/L	EPA 8260B		1	12/12/17 10:00	12/12/17 14:25	7120296	LIH
Naphthalene	ND	10	ug/L	EPA 8260B		1	12/12/17 10:00	12/12/17 14:25	7120296	LIH
2-Nitropropane	ND	10	ug/L	EPA 8260B		1	12/12/17 10:00	12/12/17 14:25	7120296	LIH
Propionitrile (Ethyl Cyanide)	ND	20	ug/L	EPA 8260B		1	12/12/17 10:00	12/12/17 14:25	7120296	LIH
n-Propylbenzene	ND	10	ug/L	EPA 8260B		1	12/12/17 10:00	12/12/17 14:25	7120296	LIH
Styrene	ND	5.0	ug/L	EPA 8260B		1	12/12/17 10:00	12/12/17 14:25	7120296	LIH
1,1,1,2-Tetrachloroethane	ND	2.0	ug/L	EPA 8260B		1	12/12/17 10:00	12/12/17 14:25	7120296	LIH
1,1,2,2-Tetrachloroethane	ND	2.0	ug/L	EPA 8260B		1	12/12/17 10:00	12/12/17 14:25	7120296	LIH
Tetrachloroethene	ND	2.0	ug/L	EPA 8260B		1	12/12/17 10:00	12/12/17 14:25	7120296	LIH
Tetrahydrofuran	ND	10	ug/L	EPA 8260B		1	12/12/17 10:00	12/12/17 14:25	7120296	LIH
Toluene	ND	2.0	ug/L	EPA 8260B		1	12/12/17 10:00	12/12/17 14:25	7120296	LIH
1,2,3-Trichlorobenzene	ND	10	ug/L	EPA 8260B		1	12/12/17 10:00	12/12/17 14:25	7120296	LIH
1,2,4-Trichlorobenzene	ND	10	ug/L	EPA 8260B		1	12/12/17 10:00	12/12/17 14:25	7120296	LIH
1,1,1-Trichloroethane	ND	2.0	ug/L	EPA 8260B		1	12/12/17 10:00	12/12/17 14:25	7120296	LIH
1,1,2-Trichloroethane	ND	2.0	ug/L	EPA 8260B		1	12/12/17 10:00	12/12/17 14:25	7120296	LIH
Trichloroethene	ND	2.0	ug/L	EPA 8260B		1	12/12/17 10:00	12/12/17 14:25	7120296	LIH

PACE ANALYTICAL SERVICES, LLC.

Environmental Monitoring & Laboratory Analysis
110 Technology Parkway, Peachtree Corners, GA 30092
(770) 734-4200 FAX (770) 734-4201

WENCK Associates
1080 Holcomb Bridge Road, Building 100, S
Roswell GA, 30076
Attention: Ms. Katie T. Ross

December 18, 2017

Report No.: AAL0360
Client ID: Trip Blank
Date/Time Sampled: 12/08/2017 12:00:00AM
Matrix: Water

Project: AMC Dalton
Lab Number ID: AAL0360-13
Date/Time Received: 12/11/2017 3:45:00PM

Analyte	Result	RL	Units	Method	Qual.	DF	Preparation Date	Analytical Date	Batch	Init.
Volatile Organic Compounds by EPA 8260										
Trichlorofluoromethane	ND	10	ug/L	EPA 8260B		1	12/12/17 10:00	12/12/17 14:25	7120296	LIH
1,2,3-Trichloropropane	ND	10	ug/L	EPA 8260B		1	12/12/17 10:00	12/12/17 14:25	7120296	LIH
1,2,4-Trimethylbenzene	ND	10	ug/L	EPA 8260B		1	12/12/17 10:00	12/12/17 14:25	7120296	LIH
1,3,5-Trimethylbenzene	ND	10	ug/L	EPA 8260B		1	12/12/17 10:00	12/12/17 14:25	7120296	LIH
Vinyl Acetate	ND	10	ug/L	EPA 8260B		1	12/12/17 10:00	12/12/17 14:25	7120296	LIH
Vinyl Chloride	ND	2.0	ug/L	EPA 8260B		1	12/12/17 10:00	12/12/17 14:25	7120296	LIH
m+p-Xylene	ND	5.0	ug/L	EPA 8260B		1	12/12/17 10:00	12/12/17 14:25	7120296	LIH
o-Xylene	ND	5.0	ug/L	EPA 8260B		1	12/12/17 10:00	12/12/17 14:25	7120296	LIH
Xylenes, total	ND	5.0	ug/L	EPA 8260B		1	12/12/17 10:00	12/12/17 14:25	7120296	LIH
Surrogate: Dibromofluoromethane	*100 %*	*80-120*		*EPA 8260B*			*12/12/17 10:00*	*12/12/17 14:25*	*7120296*	
Surrogate: 1,2-Dichloroethane-d4	*100 %*	*78-120*		*EPA 8260B*			*12/12/17 10:00*	*12/12/17 14:25*	*7120296*	
Surrogate: Toluene-d8	*96 %*	*80-120*		*EPA 8260B*			*12/12/17 10:00*	*12/12/17 14:25*	*7120296*	
Surrogate: 4-Bromofluorobenzene	*95 %*	*80-120*		*EPA 8260B*			*12/12/17 10:00*	*12/12/17 14:25*	*7120296*	

PACE ANALYTICAL SERVICES, LLC.

Environmental Monitoring & Laboratory Analysis
110 Technology Parkway, Peachtree Corners, GA 30092
(770) 734-4200 FAX (770) 734-4201

WENCK Associates
1080 Holcomb Bridge Road, Building 100, S
Roswell GA, 30076
Attention: Ms. Katie T. Ross

December 18, 2017

Report No.: AAL0360

Volatile Organic Compounds by EPA 8260 - Quality Control

Analyte	Result	Reporting Limit	Units	Spike Level	Source Result	%REC	%REC Limits	RPD	RPD Limit	Qual
Batch 7120296 - EPA 5030B										
Blank (7120296-BLK1)					Prepared & Analyzed: 12/12/17					
Acetone	ND	100	ug/L							
Acrolein	ND	50	ug/L							
Acrylonitrile	ND	50	ug/L							
Allyl Chloride (3-Chloropropylene)	ND	10	ug/L							
Benzene	ND	2.0	ug/L							
Bromobenzene	ND	10	ug/L							
Bromochloromethane	ND	10	ug/L							
Bromodichloromethane	ND	10	ug/L							
Bromoform	ND	10	ug/L							
Bromomethane	ND	10	ug/L							
n-Butylbenzene	ND	10	ug/L							
sec-Butylbenzene	ND	10	ug/L							
tert-Butylbenzene	ND	10	ug/L							
Carbon Disulfide	ND	10	ug/L							
Carbon Tetrachloride	ND	2.0	ug/L							
Chlorobenzene	ND	10	ug/L							
1-Chlorobutane	ND	10	ug/L							
Chloroethane	ND	5.0	ug/L							
Chloroform	ND	2.0	ug/L							
Chloromethane	ND	10	ug/L							
2-Chlorotoluene	ND	10	ug/L							
4-Chlorotoluene	ND	10	ug/L							
Dibromochloromethane	ND	10	ug/L							
1,2-Dibromo-3-chloropropane	ND	10	ug/L							
1,2-Dibromoethane	ND	10	ug/L							
Dibromomethane	ND	10	ug/L							
1,2-Dichlorobenzene	ND	10	ug/L							
1,3-Dichlorobenzene	ND	10	ug/L							
1,4-Dichlorobenzene	ND	10	ug/L							
trans-1,4-Dichloro-2-butene	ND	5.0	ug/L							
Dichlorodifluoromethane	ND	10	ug/L							
1,1-Dichloroethane	ND	2.0	ug/L							
1,2-Dichloroethane	ND	2.0	ug/L							
1,1-Dichloroethene	ND	2.0	ug/L							
cis-1,2-Dichloroethene	ND	2.0	ug/L							
trans-1,2-Dichloroethene	ND	2.0	ug/L							
1,2-Dichloropropane	ND	2.0	ug/L							
1,3-Dichloropropane	ND	2.0	ug/L							
2,2-Dichloropropane	ND	10	ug/L							
1,1-Dichloropropene	ND	10	ug/L							
cis-1,3-Dichloropropene	ND	2.0	ug/L							

PACE ANALYTICAL SERVICES, LLC.

Environmental Monitoring & Laboratory Analysis
110 Technology Parkway, Peachtree Corners, GA 30092
(770) 734-4200 FAX (770) 734-4201

WENCK Associates
1080 Holcomb Bridge Road, Building 100, S
Roswell GA, 30076
Attention: Ms. Katie T. Ross

December 18, 2017

Report No.: AAL0360

Volatile Organic Compounds by EPA 8260 - Quality Control

Analyte	Result	Reporting Limit	Units	Spike Level	Source Result	%REC	%REC Limits	RPD	RPD Limit	Qual
Batch 7120296 - EPA 5030B										
Blank (7120296-BLK1)					Prepared & Analyzed: 12/12/17					
trans-1,3-Dichloropropene	ND	2.0	ug/L							
Ethylbenzene	ND	2.0	ug/L							
Ethyl Methacrylate	ND	10	ug/L							
Hexachlorobutadiene	ND	10	ug/L							
p-Isopropyltoluene	ND	10	ug/L							
Hexachloroethane	ND	10	ug/L							
Iodomethane	ND	10	ug/L							
Isopropylbenzene	ND	10	ug/L							
Methacrylonitrile	ND	10	ug/L							
Methyl Acrylate	ND	10	ug/L							
Methyl Butyl Ketone (2-Hexanone)	ND	10	ug/L							
Methylene Chloride	ND	5.0	ug/L							
Methyl Ethyl Ketone (2-Butanone)	ND	100	ug/L							
Methyl Methacrylate	ND	10	ug/L							
4-Methyl-2-pentanone (MIBK)	ND	10	ug/L							
Methyl-tert-Butyl Ether	ND	10	ug/L							
Naphthalene	ND	10	ug/L							
2-Nitropropane	ND	10	ug/L							
Propionitrile (Ethyl Cyanide)	ND	20	ug/L							
n-Propylbenzene	ND	10	ug/L							
Styrene	ND	5.0	ug/L							
1,1,1,2-Tetrachloroethane	ND	2.0	ug/L							
1,1,2,2-Tetrachloroethane	ND	2.0	ug/L							
Tetrachloroethene	ND	2.0	ug/L							
Tetrahydrofuran	ND	10	ug/L							
Toluene	ND	2.0	ug/L							
1,2,3-Trichlorobenzene	ND	10	ug/L							
1,2,4-Trichlorobenzene	ND	10	ug/L							
1,1,1-Trichloroethane	ND	2.0	ug/L							
1,1,2-Trichloroethane	ND	2.0	ug/L							
Trichloroethene	ND	2.0	ug/L							
Trichlorofluoromethane	ND	10	ug/L							
1,2,3-Trichloropropane	ND	10	ug/L							
1,2,4-Trimethylbenzene	ND	10	ug/L							
1,3,5-Trimethylbenzene	ND	10	ug/L							
Vinyl Acetate	ND	10	ug/L							
Vinyl Chloride	ND	2.0	ug/L							
m+p-Xylene	ND	5.0	ug/L							
o-Xylene	ND	5.0	ug/L							
Xylenes, total	ND	5.0	ug/L							
Surrogate: Dibromofluoromethane	*50*		*ug/L*	*50.000*		*101*	*80-120*			

PACE ANALYTICAL SERVICES, LLC.

Environmental Monitoring & Laboratory Analysis
110 Technology Parkway, Peachtree Corners, GA 30092
(770) 734-4200 FAX (770) 734-4201

WENCK Associates
1080 Holcomb Bridge Road, Building 100, S
Roswell GA, 30076
Attention: Ms. Katie T. Ross

December 18, 2017

Report No.: AAL0360

Volatile Organic Compounds by EPA 8260 - Quality Control

Analyte	Result	Reporting Limit	Units	Spike Level	Source Result	%REC	%REC Limits	RPD	RPD Limit	Qual
Batch 7120296 - EPA 5030B										
Blank (7120296-BLK1)					Prepared & Analyzed: 12/12/17					
Surrogate: 1,2-Dichloroethane-d4	*51*		*ug/L*	*50.000*		*101*	*78-120*			
Surrogate: Toluene-d8	*48*		*ug/L*	*50.000*		*96*	*80-120*			
Surrogate: 4-Bromofluorobenzene	*47*		*ug/L*	*50.000*		*93*	*80-120*			
LCS (7120296-BS1)					Prepared & Analyzed: 12/12/17					
Benzene	49	2.0	ug/L	50.000		98	67-134			
Chlorobenzene	50	10	ug/L	50.000		100	69-122			
1,1-Dichloroethene	51	2.0	ug/L	50.000		102	58-142			
Toluene	48	2.0	ug/L	50.000		96	68-127			
Trichloroethene	52	2.0	ug/L	50.000		104	72-132			
Surrogate: Dibromofluoromethane	*50*		*ug/L*	*50.000*		*101*	*80-120*			
Surrogate: 1,2-Dichloroethane-d4	*49*		*ug/L*	*50.000*		*98*	*78-120*			
Surrogate: Toluene-d8	*48*		*ug/L*	*50.000*		*96*	*80-120*			
Surrogate: 4-Bromofluorobenzene	*46*		*ug/L*	*50.000*		*92*	*80-120*			
Matrix Spike (7120296-MS1)	**Source: AAL0360-01**				Prepared & Analyzed: 12/12/17					
Benzene	54	2.0	ug/L	50.000	ND	108	67-134			
Chlorobenzene	49	10	ug/L	50.000	ND	99	69-122			
1,1-Dichloroethene	60	2.0	ug/L	50.000	ND	121	58-142			
Toluene	50	2.0	ug/L	50.000	ND	100	68-127			
Trichloroethene	55	2.0	ug/L	50.000	ND	109	72-132			
Surrogate: Dibromofluoromethane	*53*		*ug/L*	*50.000*		*106*	*80-120*			
Surrogate: 1,2-Dichloroethane-d4	*53*		*ug/L*	*50.000*		*106*	*78-120*			
Surrogate: Toluene-d8	*48*		*ug/L*	*50.000*		*96*	*80-120*			
Surrogate: 4-Bromofluorobenzene	*46*		*ug/L*	*50.000*		*91*	*80-120*			
Matrix Spike Dup (7120296-MSD1)	**Source: AAL0360-01**				Prepared & Analyzed: 12/12/17					
Benzene	59	2.0	ug/L	50.000	ND	117	67-134	8	9	
Chlorobenzene	54	10	ug/L	50.000	ND	109	69-122	10	13	
1,1-Dichloroethene	69	2.0	ug/L	50.000	ND	138	58-142	13	9	QR-02
Toluene	56	2.0	ug/L	50.000	ND	111	68-127	11	9	QR-02
Trichloroethene	61	2.0	ug/L	50.000	ND	122	72-132	11	11	
Surrogate: Dibromofluoromethane	*53*		*ug/L*	*50.000*		*106*	*80-120*			
Surrogate: 1,2-Dichloroethane-d4	*52*		*ug/L*	*50.000*		*103*	*78-120*			
Surrogate: Toluene-d8	*48*		*ug/L*	*50.000*		*97*	*80-120*			
Surrogate: 4-Bromofluorobenzene	*46*		*ug/L*	*50.000*		*92*	*80-120*			

PACE ANALYTICAL SERVICES, LLC.

Environmental Monitoring & Laboratory Analysis
110 Technology Parkway, Peachtree Corners, GA 30092
(770) 734-4200 FAX (770) 734-4201

WENCK Associates
1080 Holcomb Bridge Road, Building 100, S
Roswell GA, 30076
Attention: Ms. Katie T. Ross

December 18, 2017

Laboratory Certifications

Code	Description	Number	Expires
GADW	Georgia DW Inorganics Eff: 07/01/2016	812	06/30/2018
GADWM	Georgia DW Microbiology Eff: 07/01/2015	812	12/09/2019
NC	North Carolina	381	12/31/2017
NELAC	FL DOH (Non-Pot. Water, Solids) Eff:: 07/01/2016	E87315	06/30/2018
NELDW	FL DOH NELAC (Drinking Water) Eff: 07/01/2016	E87315	06/30/2018
SC	South Carolina	98011001	06/30/2018
TX	Texas	T104704397-08-TX	03/31/2018
VA	Virginia	460204	12/14/2018

PACE ANALYTICAL SERVICES, LLC.

Environmental Monitoring & Laboratory Analysis
110 Technology Parkway, Peachtree Corners, GA 30092
(770) 734-4200 FAX (770) 734-4201

WENCK Associates
1080 Holcomb Bridge Road, Building 100, S
Roswell GA, 30076
Attention: Ms. Katie T. Ross

December 18, 2017

Legend

Definition of Laboratory Terms

ND - None Detected at the Reporting Limit
TIC - Tentatively Identified Compound
CFU - Colony Forming Units
SOP - Method run per Pace Standard Operating Procedure
RL - Reporting Limit
DF - Dilution Factor
***** - Analyte not included in the NELAC list of certified analytes.

Sample Information

N-Nitrosodiphenylamine breaks down to diphenylamine in the GCMS; both analytes are reported as N-Nitrososdiphenylamine. Pace is not NELAC certified for diphenylamine.

Phthalic acid and phthalic anhydride are reported as dimethyl phthalate

Maleic acid and maleic anhydride are reported as dimethyl malate

1,2-Diphenylhydrazine breaks down to azobenzene in the GCMS; both analytes are reported as azobenzene

Drinking Water Records will be available for at least 5 years and are subject to disposal after the 5 years have elapsed.

Definition of Qualifiers

QR-02 The RPD result exceeded the QC control limits; however, both percent recoveries were acceptable. Sample results for the QC batch were accepted based on percent recoveries.

Note: Unless otherwise noted, all results are reported on an as received basis.

PACE ANALYTICAL SERVICES, LLC.

Environmental Monitoring & Laboratory Analysis
110 Technology Parkway, Peachtree Corners, GA 30092
(770) 734-4200 FAX (770) 734-4201

WENCK Associates
1080 Holcomb Bridge Road, Building 100, S
Roswell GA, 30076
Attention: Ms. Katie T. Ross

December 18, 2017

Report Notes

The Trip Blank was not listed on the COC. MMR

CHAIN OF CUSTODY RECORD

Pace Analytical® www.pacelabs.com

Pace Analytical Services, LLC - Atlanta GA
110 TECHNOLOGY PARKWAY, PEACHTREE CORNERS, GA 30092
(770) 734-4200 : FAX (770) 734-4201

CLIENT NAME: Wenck

CLIENT ADDRESS/PHONE NUMBER/FAX NUMBER: 1080 Holcomb Bridge Rd, Roswell, GA

REPORT TO: mpadgett@wenck.com

CC: Kross@wenck.com

REQUESTED COMPLETION DATE: Standard

PO #:

PROJECT NAME/STATE: AMC Dalton

PROJECT #: B6506-0001

ANALYSIS REQUESTED

CONTAINER TYPE:

PRESERVATION:

Collection DATE	Collection TIME	MATRIX CODE*	COMP	GRAB	SAMPLE IDENTIFICATION	# of CONTAINERS	VOCs - 8260	LAB ID NUMBER
12/8/17	0900	GW		X	SDS-1	3	X	1
	0905			X	SDS-2	3	X	2
	0910			X	SDS-3	3	X	3
	0915			X	SDS-4	3	X	4
	0920			X	SDS-5	3	X	5
	0925			X	SDS-6	3	X	6
	0930			X	SDS-7	3	X	7
	0935			X	SDS-8	3	X	8
	0940			X	SDS-9	3	X	9
	0945			X	SDS-10	3	X	10
	0950			X	SDS-11	3	X	11
	0955			X	SDS-12	3	X	12

REMARKS/ADDITIONAL INFORMATION

12 - Trip Blank.

CONTAINER TYPE	PRESERVATION
P - PLASTIC	1 - HCl, ≤6°C
A - AMBER GLASS	2 - H_2SO_4, ≤6°C
G - CLEAR GLASS	3 - HNO_3
V - VOA VIAL	4 - NaOH, ≤6°C
S - STERILE	5 - NaOH/ZnAc, ≤6°C
O - OTHER	6 - $Na_2S_2O_3$, ≤6°C
	7 - ≤6°C not frozen

*MATRIX CODES:

DW -	DRINKING WATER	S -	SOIL
WW -	WASTEWATER	SL -	SLUDGE
GW -	GROUNDWATER	SD -	SOLID
SW -	SURFACE WATER	A -	AIR
ST -	STORM WATER	L -	LIQUID
W -	WATER	P -	PRODUCT

SAMPLED BY AND TITLE: Mark Padgett/Wenck — DATE/TIME: 12/8/17 1000

RELINQUISHED BY: Mark Padgett — DATE/TIME: 12-11-17 1500

RECEIVED BY: Mike Nguyen — DATE/TIME: 12/11/17 1500

RELINQUISHED BY: — DATE/TIME:

RECEIVED BY LAB: M Zalman — DATE/TIME: 12/11/17 1545

SAMPLE SHIPPED VIA: UPS FED-EX USPS COURIER Pace CLIENT OTHER FS

Checked: No NA — Ice: Yes No NA — Temperature: Min: 0.9 Max:

Custody Seal: Intact Broken Not Present N/A — # of Coolers: — Cooler ID:

FOR LAB USE ONLY

LAB #: AAL0360

Entered into LIMS: MR

Tracking #:

Rev. 12/15/2016

Sample Condition Upon Receipt

Pace Analytical

Client Name: Werck Project # AAL0360

Courier: ☐ Fed Ex ☐ UPS ☐ USPS ☐ Client ☐ Commercial ☑ Pace Other _____

Tracking #: _____

Custody Seal on Cooler/Box Present: ☑ yes ☐ no Seals intact: ☑ yes ☐ no

Packing Material: ☑ Bubble Wrap ☑ Bubble Bags ☐ None ☐ Other _____

Thermometer Used IR-4 Type of Ice: (Wet) Blue None ☐ Samples on ice, cooling process has begun

Cooler Temperature _____ Biological Tissue is Frozen: Yes No

Temp should be above freezing to 6°C

Date and Initials of person examining contents: 12/4/17 MR

				Comments:
Chain of Custody Present:	☑Yes	☐No	☐N/A	1.
Chain of Custody Filled Out:	☑Yes	☐No	☐N/A	2.
Chain of Custody Relinquished:	☑Yes	☐No	☐N/A	3.
Sampler Name & Signature on COC:	☑Yes	☐No	☐N/A	4.
Samples Arrived within Hold Time:	☑Yes	☐No	☐N/A	5.
Short Hold Time Analysis (<72hr):	☐Yes	☑No	☐N/A	6.
Rush Turn Around Time Requested:	☐Yes	☑No	☐N/A	7.
Sufficient Volume:	☑Yes	☐No	☐N/A	8.
Correct Containers Used:	☑Yes	☐No	☐N/A	9.
-Pace Containers Used:	☑Yes	☐No	☐N/A	
Containers Intact:	☑Yes	☐No	☐N/A	10.
Filtered volume received for Dissolved tests	☐Yes	☐No	☑N/A	11.
Sample Labels match COC: -Includes date/time/ID/Analysis Matrix: GW	☐Yes	☑No	☐N/A	12. Trip Blank was not listed on the COC.
All containers needing preservation have been checked.	☐Yes	☐No	☑N/A	13.
All containers needing preservation are found to be in compliance with EPA recommendation.	☑Yes	☐No	☐N/A	
exceptions: (VOA), coliform, TOC, O&G, WI-DRO (water)	☑Yes	☐No		Initial when completed / Lot # of added preservative
Samples checked for dechlorination:	☐Yes	☐No	☑N/A	14.
Headspace in VOA Vials (>6mm):	☐Yes	☑No	☐N/A	15.
Trip Blank Present:	☑Yes	☐No	☐N/A	16.
Trip Blank Custody Seals Present	☑Yes	☐No	☐N/A	
Pace Trip Blank Lot # (if purchased): _____				

Client Notification/ Resolution: Field Data Required? Y / N

Person Contacted: _____ Date/Time: _____

Comments/ Resolution: _____

Project Manager Review: _____ **Date:** _____

Note: Whenever there is a discrepancy affecting North Carolina compliance samples, a copy of this form will be sent to the North Carolina DEHNR Certification Office (i.e out of hold, incorrect preservative, out of temp, incorrect containers)

PACE ANALYTICAL SERVICES, LLC.

Environmental Monitoring & Laboratory Analysis
110 Technology Parkway, Peachtree Corners, GA 30092
(770) 734-4200 FAX (770) 734-4201

LOG-IN CHECKLIST **Printed: 12/12/2017 10:23:55AM**

Attn: Ms. Katie T. Ross

Client: WENCK Associates
Project: AMC Dalton
Date Received: 12/11/17 15:45

Work Order: AAL0360
Logged In By: Mohammad M. Rahman

OBSERVATIONS

#Samples: 13 **#Containers:** 39

Minimum Temp(C): 0.9 **Maximum Temp(C):** 0.9 **Custody Seal(s) Used:** Yes

CHECKLIST ITEMS

COC included with Samples	YES
Sample Container(s) Intact	YES
Chain of Custody Complete	YES
Sample Container(s) Match COC	NO
Custody seal Intact	YES
Temperature in Compliance	YES
Sufficient Sample Volume for Analysis	YES
Zero Headspace Maintained for VOA Analyses	YES
Samples labeled preserved (If Applicable)	YES
Samples received within Allowable Hold Times	YES
Samples Received on Ice	YES
Preservation Confirmed	YES

Comments:

The Trip Blank was not listed on the COC. MMR

SiREM
Leading Science · Lasting Solutions

130 Stone Rd. W
Guelph, ON N1G 3Z2
(519) 822-2265

Certificate of Analysis: Gene-Trac® *Dehalococcoides* Assay

Customer: Katie Ross, Wenck Associates
Project: AMC Whitfield
Customer Reference: B6506

SiREM Reference: S-4601
Report Date: 4-Dec-17
Data Files: iQ5A-DHCT-TM-QPCR-1498
iQ5A-DB-DHC-TM-QPCR-0826

Table 1a: Test Results

Sample ID	*Dehalococcoides* (Dhc)	
	Percent Dhc[1]	Enumeration/Liter[2]
MW-24	0.02 - 0.05 %	3×10^4

See final page for notes.

Analyst: Taylor Aris, B.Sc.
Laboratory Technician

Approved: Ximena Druar, B.Sc.
Genetic Testing Coordinator

SiREM
Leading Science · Lasting Solutions

130 Stone Rd. W
Guelph, ON N1G 3Z2
(519) 822-2265

Certificate of Analysis: Gene-Trac® Functional Gene Assay

Customer: Katie Ross, Wenck Associates
Project: AMC Whitfield
Customer Reference: B6506

SiREM Reference: S-4601
Report Date: 4-Dec-17
Data Files: iQ5B-FGA-QPCR-0991
iQ5B-DB-FGA-QPCR-0686

Table 1b: Test Results

Sample ID	VC Reductase (*vcrA*)		BAV1 VC Reductase (*bvcA*)		TCE Reductase (*tceA*)	
	Percent *vcrA* (3)	Gene Copies/Liter	Percent *bvcA* (3)	Gene Copies/Liter	Percent *tceA* (3)	Gene Copies/Liter
MW-24	0.01 - 0.04 %	2×10^4	NA	3×10^3 U	NA	3×10^3 U

See final page for notes.

Analyst: Taylor Aris, B.Sc.
Laboratory Technician

Approved: Ximena Druar, B.Sc.
Genetic Testing Coordinator

Table 2: Detailed Test Parameters, Gene-Trac Test Reference S-4601

Customer Sample ID	MW-24
SiREM Dhc Test ID	DHC-15062
SiREM FGA Test ID	FGA-8052
Date Sampled [(4)]	16-Nov-17
Matrix	Groundwater
Date Received [(4)]	17-Nov-17
Sample Temperature	0.4°C
Filtration Date [(4)]	20-Nov-17
Volume Used for DNA Extraction	500 mL
DNA Extraction Date	27-Nov-17
DNA Concentration in Sample (extractable)	350 ng/L (J)
PCR Amplifiable DNA	Detected
Dhc qPCR Date Analyzed	28-Nov-17
FGA qPCR Date Analyzed	30-Nov-17
Laboratory Controls (see Tables 3 & 4)	Passed
Comments	- -

See final page for notes.

Table 3: Gene-Trac Dhc Control Results, Test Reference S-4601

Laboratory Control	Analysis Date	Control Description	Spiked Dhc 16S rRNA Gene Copies per Liter	Recovered Dhc 16S rRNA Gene Copies per Liter	Comments
Positive Control Low Concentration	28-Nov-17	Genomic DNA (CSLD-1136)	1.3×10^{7}	1.2×10^{7}	Passed
Positive Control High Concentration	28-Nov-17	Genomic DNA (CSHD-1136)	1.6×10^{9}	1.6×10^{9}	Passed
Extraction Control	29-Nov-17	Extraction Control (KB-0581)	6.3×10^{10}	6.3×10^{10}	Passed
DNA Extraction Blank	28-Nov-17	Sterile Water (FB-2932)	0	2.6×10^{3} U	Passed
Negative Control	28-Nov-17	Reagent Blank (TBD-1095)	0	2.6×10^{3} U	Passed

See final page for notes.

Table 4: Gene-Trac FGA Control Results, Test Reference S-4601

Laboratory Control	Analysis Date	Control Description	*vcrA*		*bvcA*		*tceA*		Comments
			Spiked Gene Copies per Reaction	Recovered Gene Copies per Reaction	Spiked Gene Copies per Reaction	Recovered Gene Copies per Reaction	Spiked Gene Copies per Reaction	Recovered Gene Copies per Reaction	
Positive Control Low Concentration	30-Nov-17	Plasmid DNA (CSLF-0859)	5.2×10^3	2.7×10^3	4.4×10^3	2.6×10^3	5.0×10^3	3.4×10^3	Passed
Positive Control High Concentration	30-Nov-17	Plasmid DNA (CSHF-0859)	5.2×10^5	2.5×10^5 (5)	4.9×10^5	2.5×10^5	5.7×10^5	3.2×10^5	See Note 5
DNA Extraction Blank	30-Nov-17	Sterile Water (FB-2932)	0	2.0×10^1 U	0	2.0×10^1 U	0	2.0×10^1 U	Passed
Negative Control	30-Nov-17	Reagent Blank (TBF-0830)	0	2.0×10^1 U	0	2.0×10^1 U	0	2.0×10^1 U	Passed

See final page for notes.

Notes:

Dhc = *Dehalococcoides*
vcrA = VC reductase
bvcA = BAV1 VC reductase
tceA = TCE reductase
FGA = functional gene assay
J The associated value is an estimated quantity between the method detection limit and quantitation limit.
U Not detected, associated value is the quantitation limit.
B Analyte was detected in the method blank within an order of magnitude of the test sample.
E Extracted genomic DNA was not detected in the sample.
I Sample inhibited the test reaction based on inability to PCR amplify extracted DNA with universal primers.
ng/L = nanograms per liter
mL = milliliter
NA = not applicable
ND = not detected
DNA = deoxyribonucleic acid
16S rRNA = 16S ribosomal ribonucleic acid
PCR = polymerase chain reaction
qPCR = quantitative PCR
°C = degrees Celsius

[1]Percent *Dehalococcoides* (Dhc) in microbial population. This value is calculated by dividing the number of Dhc 16S ribosomal ribonucleic acid (rRNA) gene copies by the total number of bacteria as estimated by the mass of DNA extracted from the sample. Range represents normal variation in Dhc enumeration.

[2]Based on quantification of Dhc 16S rRNA gene copies. Dhc are generally reported to contain one 16S rRNA gene copy per cell; therefore, this number is often interpreted to represent the number of Dhc cells present in the sample.

[3]Percent of functional gene in microbial population. This value is calculated by dividing the functional gene copies quantified by the total number of estimated prokaryotes in the sample (based on the total quantity of DNA extracted from the sample). A value of 100% would suggest that all microbes in the sample contain the gene.

[4]Samples are stabilized by freezing at -80 °C upon sample reception (field filters) or in-lab filtration (groundwater). Hold time not exceeded if sampling date is within 7 days of date received or filtration date.

[5]Control was outside recovery limit guidelines (+/- 50%), however, test results are deemed acceptable if one of two positive controls falls within the recovery limit guidelines.

SiREM

Chain-of-Custody Form

siremlab.com

SiREM Knoxville
180A Market Place Blvd.
Knoxville, TN 37922
Phone: 865.330.0037

Log #: S-4601

*Project Name: AMC Whitfield
*Project #: B6506
*Project Manager: Katie Ross
*Company: Wenck Associates
*Email Address: mpadgett@wenck.com, kross@wenck.com
Address (Street): 1090 Holcombe Bridge Road, Roswell, GA 30076
City: Roswell
State/Province: GA
Country: USA
*Phone #: 678-987-5855
*Sampler's Signature: Mark Padgett
*Sampler's Printed Name: Mark Padgett

Analysis

Preservative Key
0. None
1. HCL
2. Other
3. Other
4. Other
5. Other
6. Other

Client Sample ID	Sampling Date	Sampling Time	Matrix	# of Containers	Gene-Trac DHC	Gene-Trac FGA (vcrA, bvcA, tceA)	Gene-Trac DHB	Gene-Trac DHG	Gene-Trac SRB	Volatile Fatty Acids	Dissolved hydrocarbon gases	Treatability Study				Other Information
MW-24	11/16/17	1300	GW	1	X	X										B-03565

Billing Information
P.O. #:
*Bill To: B6506

Turnaround Time Requested
Normal ☒
Rush ☐

For Lab Use Only
Cooler Condition: Good
Cooler Temperature: 0.4 °C
Custody Seals: Yes ☐ No ☒

Relinquished By:	Received By:	Relinquished By:	Received By:	Relinquished By:	Received By:
Signature: Mark Padgett	Signature: Fedex	Signature:	Signature: Susan Thomas	Signature: Susan Thomas	Signature: Taylor R
Printed Name: Mark Padgett	Printed Name:	Printed Name:	Printed Name: Susan Thomas	Printed Name: Susan Thomas	Printed Name: Taylor Ans
Firm: Wenck	Firm:	Firm:	Firm: SiREM	Firm: SiREM	Firm: SiREM
Date/Time: 11-16-17 1900	Date/Time:	Date/Time:	Date/Time: 11-17-17 1000	Date/Time: 11-20-17 1130	Date/Time: Nov. 21/17 1:00pm

Distribution: White - return to Originator; Yellow - Lab Copy; Pink - Retained by Client

Appendix D

Orin Technologies Treatability Study

December 12, 2017

Katie Ross
Wenck Associates, Inc.
1080 Holcomb Bridge Rd.
Building 100, Suite 190
Roswell, GA 30076

Subject: Intial Treatability Testing Report for the AMC International Site in Dalton, GA.

Dear Katie,

ORIN Technologies, LLC. (ORIN) is pleased to submit this initial treatability report to Wenck Associates, Inc. (Wenk) for the AMC International Site located in Dalton, Georgia (site).

Treatability Testing

Objective

The treatability studys objective is to determine the effectiveness of Bioavailable Absorbent Media (BAM) for treating tetrachloroethylene (PCE) and associated daughter products in the groundwater at the AMC International Site. This report will focus on the groundwater only portion for the downgradient testing area.

Site Background

The area of concern with respect to this treatability study is the downgradient area between the source and the creek. The remedial impacted footprint will consist of barrier walls of varying length. The vertical extent of remediation shall extend will also vary depending on the finally locations for the barrier walls.

Treatment Material

Bioavailable Absorbent Media – BAM is a sustainable, pyrolized, recycled cellulosic bio-mass product (>80% fixed carbon) derived from a proprietary blend of recycled organic materials with a high cation exchange and an estimated

half-life of 500 years. BAM has diverse pore sizes with a minimum total surface area of up to 1,133 square meters per gram or 127 acres/lb.

BAM has numerous synergistic qualities and is relatively affordable in large quantities for remediation purposes. BAM provides ample usable surface area for maximizing microbial colonization and thereby an active microbial community. Due to its unique 'honeycomb' structure, BAM provides increased pore space for the different strains of microbes. Most importantly, BAM's affinity for organic and inorganic compounds supports maximum contact (bio-availability through high sorbency) with microbes allowing for complete degradation.

The unique absorption capability of BAM prevents exterior surface microfilm buildup providing long term remediation capabilities. This allows BAM to absorb contaminants for more productive bio-attenuation of contaminants over a longer period. Granular Activated Carbon (GAC) primarily adsorbs contamination to the surface of the media, which then is subject to bio-film development, preventing further adsorption. As a result, BAM has been proven to supply long term maintenance free remedial abilities over GAC. Laboratory tests have also shown that BAM has a significantly higher absorptive capacity than commercially available GAC products.

Treatability Study Methodology

Site groundwater was sampled and shipped by Wenk in November of 2017 to ORIN. Samples were obtained from monitoring well (OBG-W5).

On November 21, 2017 three samples were pulled from the jars with the highest PID readings. One sample represented the initial control and the remaining two were utilized for treatment testing. The treated samples were dosed with 1.5% and 3.0% by weight.

Once dosed, the samples were measured for VOCs utilizing a PID and then allowed to react in sealed containers. After approximately 4 hours the samples were again measured for volatiles (See Table 1 for PID results). A MiniRAE Lite Photoionization Detector (PID) was used to measure the VOC concentrations. On November 21, 2017 the control and treated samples were decanted into 40 ml preserved sample containers provided by the laboratory. Samples were sent out November 21, 2017 on-ice to a commercial analytical laboratory. Analysis of the samples was performed by Waypoint Analytical, using EPA Method 8260B.

Table 1. PID Treatability Results

Sample Name	Sample Number	H2O (mL)	BAM (g)	Pre Treatment	Post Treatment
Control	1	200	-	255	259
Low	2	200	3	237	0
High	3	200	6	189	0

Results

Per the analysis by Waypoint Analytical on the untreated sample from well OBG-W5 the groundwater initially contained 2,604.9 µg/L of chlorinated solvents. After the approximate 4 hour reaction time during the test period, contaminant concentrations were reduced greater than 99% in both treated groundwater samples.

Table 2. Groundwater Results (µg/L)

Sample Name	Chlorinated solvents (µg/L)	Percent Reduction
Control- no treatment	2,604.9	NA
BAM (low)	1	99.9%
BAM C (high)	0	99.9%

ORIN appreciates the opportunity to provide you these services. We look forward to helping define and develop a treatment plan for this site.
If you have any questions or comments, please contact me at 608-838-6699 x100 or on my cell at 608-445-7707.
Sincerely,

Larry Kinsman
Principal
ORIN Technologies, LLC.

Disclaimer

Unauthorized duplication of any section or design concept contained within this report without the express written or verbal consent of ORIN is strictly prohibited.

Appendix E

Historical Groundwater and Surface Water Analytical Summaries

HISTORICAL GROUNDWATER DATA

Monitoring Well	Date	1,1,1-TCA mg/L	1,1-DCA mg/L	1,1-DCE mg/L	1,2-DCA mg/L	cis-1,2-DCE mg/L	PCE mg/L	trans-1,2-DCE mg/L	TCE mg/L	Vinyl Chloride mg/L	1,4-dioxane mg/L
DOBBS AREA											
DMW-1	2/22/95	**10**	**0.043**	**1**	--	< 0.01	< 0.005	--	< 0.01	--	--
DMW-1	3/8/99	**5.3**	**1.7**	**2.5**	--	< 0.01	< 0.005	--	< 0.01	--	--
DMW-1	10/4/00	**1.4**	**0.09**	**0.45**	--	< 0.005	< 0.005	--	< 0.005	--	--
DMW-1	3/14/01	**0.15**	**0.036**	**0.14**	--	< 0.005	< 0.005	--	< 0.005	--	--
DMW-1	10/9/01	**9**	**0.11**	**2.1**	--	< 0.005	< 0.005	--	< 0.005	--	--
DMW-1	3/5/02	**0.28**	**0.081**	**0.27**	--	< 0.005	< 0.005	--	< 0.005	--	--
DMW-1	11/12/02	**1**	**0.15**	**0.48**	--	< 0.005	< 0.005	--	**0.0058**	--	--
DMW-1	6/17/03	**8.2**	**0.022**	**2.2**	--	< 0.005	< 0.005	--	< 0.005	--	--
DMW-1	1/6/04	**0.1**	< 0.005	**0.033**	--	< 0.005	**0.0059**	--	< 0.005	--	--
DMW-1	6/3/04	**0.32**	< 0.005	**0.12**	--	< 0.005	**0.007**	--	< 0.005	--	--
DMW-1	1/19/05	**0.11**	< 0.005	**0.076**	--	< 0.005	< 0.005	--	< 0.005	--	--
DMW-1	8/28/05	**6.6**	**0.022**	**3.5**	--	< 0.005	< 0.005	--	< 0.005	--	--
DMW-1	5/31/06	--	--	--	--	--	--	--	< 0.005	--	--
DMW-1	4/3/07	--	--	--	--	--	--	--	< 0.005	--	--
DMW-1	4/29/08	**1.5**	**0.014**	**1.1**	--	< 0.005	**0.015**	--	< 0.005	--	--
DMW-1	12/9/08	--	--	--	--	--	--	--	< 0.005	--	--
DMW-1	7/28/09	**3.5**	**0.034**	**3.1**	--	< 0.005	< 0.005	--	< 0.005	--	--
DMW-1	4/5/10	**2.9**	**0.025**	**3.4**	--	< 0.005	**0.028**	--	< 0.005	--	--
DMW-1	11/29/10	**0.15**	< 0.005	**0.45**	--	< 0.005	**0.0068**	--	**0.0068**	--	--
DMW-1	5/27/11	**0.064**	< 0.005	**0.15**	--	< 0.005	**0.0052**	--	< 0.005	--	--
DMW-1	11/14/11	**2.1**	**0.015**	**2.1**	--	< 0.005	< 0.006	--	< 0.005	--	--
DMW-1	8/7/12	**0.48**	**0.024**	**0.69**	--	< 0.005	< 0.005	< 0.005	< 0.005	< 0.002	--
DMW-1	10/9/12	**0.74**	**0.022**	**1.6**	--	< 0.005	< 0.005	< 0.005	< 0.005	< 0.002	--
DMW-1	6/20/13	**0.64**	**0.012**	**0.94**	< 0.01	< 0.01	< 0.01	< 0.01	< 0.01	< 0.01	--
DMW-1	12/9/13	--	**0.0079**	--	< 0.001	< 0.001	**0.00821**	< 0.001	< 0.001	< 0.001	--
DMW-1	6/17/14	**0.69**	**0.01**	**1.2**	**0.0018**	< 0.001	**0.0022**	< 0.011	< 0.001	< 0.001	--
DMW-1	12/15/14	**0.53**	**0.0098**	**0.91**	< 0.005	< 0.005	< 0.005	< 0.005	< 0.005	< 0.002	**0.016**
DMW-1	3/19/15	**0.17**	**0.015**	**0.32**	< 0.005	< 0.005	< 0.005	< 0.005	< 0.005	< 0.002	**0.0059**
DMW-1	6/23/15*	**0.412**	**0.0101**	**0.765**	**0.0011 J**	< 0.005	**0.0028 J**	< 0.005	< 0.005	< 0.005	**0.0113**
DMW-1	12/15/15*	**0.40**	**0.012**	**0.65**	**0.0019 J**	< 0.005	**0.004 J**	< 0.005	< 0.005	< 0.005	**0.011**
DMW-1	3/28/16	**0.81**	**0.014**	**1.7**	< 0.005	< 0.005	< 0.005	< 0.005	< 0.005	< 0.002	**0.017**
DMW-1	6/24/16	**0.50**	**0.013**	**1.3**	< 0.005	< 0.005	< 0.005	< 0.005	< 0.005	< 0.002	**0.014**
DMW-1	9/15/16	**0.045**	**0.015**	**0.14**	< 0.005	< 0.005	< 0.005	< 0.005	< 0.005	< 0.002	< 0.002
DMW-1	12/15/16	**0.047**	**0.014**	**0.18**	< 0.005	< 0.005	< 0.005	< 0.005	< 0.005	< 0.002	< 0.002
DMW-2	2/22/95	**0.0027**	< 0.005	< 0.005	--	< 0.01	< 0.005	--	< 0.01	--	--
DMW-2	3/8/99	< 0.005	< 0.005	< 0.005	--	< 0.01	< 0.005	--	< 0.01	--	--
DMW-2	10/4/00	< 0.005	< 0.005	< 0.005	--	< 0.005	**0.0092**	--	< 0.005	--	--
DMW-2	3/14/01	< 0.005	< 0.005	< 0.005	--	< 0.005	**0.011**	--	< 0.005	--	--
DMW-2	10/9/01	< 0.005	< 0.005	< 0.005	--	< 0.005	**0.011**	--	< 0.005	--	--
DMW-2	3/5/02	< 0.005	< 0.005	< 0.005	--	< 0.005	< 0.005	--	< 0.005	--	--
DMW-2	11/12/02	< 0.005	< 0.005	< 0.005	--	< 0.005	< 0.005	--	< 0.005	--	--
DMW-2	6/17/03	< 0.005	< 0.005	< 0.005	--	< 0.005	**0.005**	--	**0.0055**	--	--
DMW-2	1/6/04	< 0.005	< 0.005	< 0.005	--	< 0.005	< 0.005	--	< 0.005	--	--
DMW-2	6/3/04	< 0.005	< 0.005	< 0.005	--	< 0.005	< 0.005	--	< 0.005	--	--
DMW-2	1/19/05	< 0.005	< 0.005	< 0.005	--	< 0.005	< 0.005	--	< 0.005	--	--
DMW-2	8/28/05	< 0.005	< 0.005	< 0.005	--	< 0.005	< 0.005	--	< 0.005	--	--
DMW-2	5/31/06	< 0.005	< 0.005	< 0.005	--	< 0.005	< 0.005	--	< 0.005	--	--
DMW-2	4/3/07	< 0.005	< 0.005	< 0.005	--	< 0.005	< 0.005	--	< 0.005	--	--
DMW-2	4/29/08	< 0.005	< 0.005	< 0.005	--	< 0.005	**0.0071**	--	< 0.005	--	--
DMW-2	12/9/08	< 0.005	< 0.005	< 0.005	--	< 0.005	**0.012**	--	< 0.005	--	--
DMW-2	7/28/09	< 0.005	< 0.005	< 0.005	--	< 0.005	**0.0056**	--	< 0.005	--	--
DMW-2	4/5/10	< 0.005	< 0.005	< 0.005	--	< 0.005	< 0.005	--	< 0.005	--	--
DMW-2	11/29/10	< 0.005	< 0.005	< 0.005	--	< 0.005	< 0.005	--	< 0.005	--	--
DMW-2	5/27/11	< 0.005	< 0.005	< 0.005	--	< 0.005	< 0.005	--	< 0.005	--	--
DMW-2	11/14/11	< 0.005	< 0.005	< 0.005	--	< 0.005	< 0.005	--	< 0.005	--	--
DMW-2	10/9/12	< 0.005	< 0.005	< 0.005	--	< 0.005	< 0.005	< 0.005	< 0.005	< 0.002	--
DMW-2	6/20/13	< 0.001	< 0.001	< 0.001	< 0.001	< 0.001	**0.0015**	< 0.001	< 0.001	< 0.001	--
DMW-2	12/4/13	< 0.001	< 0.001	< 0.001	< 0.001	< 0.001	**0.0015**	< 0.001	< 0.001	< 0.001	--
DMW-2	6/17/14	< 0.001	< 0.001	< 0.001	< 0.001	< 0.001	**0.001**	< 0.001	< 0.001	< 0.001	--
DMW-2	12/16/14	< 0.005	<0.005	< 0.005	< 0.005	< 0.005	< 0.005	< 0.005	< 0.005	< 0.002	< 0.005
DMW-2	3/19/15	< 0.005	< 0.005	< 0.005	< 0.005	< 0.005	0.016	< 0.005	< 0.005	< 0.002	**0.0081**
DMW-2	6/23/15	< 0.001	< 0.001	< 0.001	< 0.001	< 0.001	0.003	< 0.001	< 0.001	< 0.001	**0.0069**
DMW-2	12/15/15	< 0.001	< 0.001	< 0.001	< 0.001	< 0.001	< 0.001	< 0.001	< 0.001	< 0.001	**0.0065**
DMW-2	3/29/16	< 0.005	< 0.005	< 0.005	< 0.005	< 0.005	< 0.005	< 0.005	< 0.005	< 0.002	**0.0092**
DMW-2	6/23/16	< 0.005	< 0.005	< 0.005	< 0.005	< 0.005	< 0.005	< 0.005	< 0.005	< 0.002	**0.0096**
DMW-2	9/15/16	< 0.005	< 0.005	< 0.005	< 0.005	< 0.005	< 0.005	< 0.005	< 0.005	< 0.002	< 0.002
DMW-2	12/1/16	< 0.005	< 0.005	< 0.005	< 0.005	< 0.005	**0.009**	< 0.005	< 0.005	< 0.002	**0.0056**
DMW-6	10/4/00	**0.5**	**0.022**	**0.065**	--	**0.065**	< 0.005	--	< 0.005	--	--
DMW-6	3/14/01	**0.38**	**0.036**	**0.11**	--	**0.11**	< 0.005	--	< 0.005	--	--
DMW-6	10/9/01	**0.88**	**0.03**	**0.057**	--	**0.057**	**0.03**	--	< 0.005	--	--
DMW-6	3/5/02	**0.39**	**0.026**	**0.1**	--	**0.1**	**0.012**	--	< 0.005	--	--
DMW-6	11/12/02	**0.095**	**0.04**	< 0.005	--	< 0.005	< 0.005	--	**0.27**	--	--
DMW-6	6/17/03	**0.1**	**0.11**	< 0.005	--	< 0.005	< 0.005	--	**0.14**	--	--
DMW-6	1/6/04	**0.089**	**0.11**	< 0.005	--	< 0.005	< 0.005	--	**0.0054**	--	--
DMW-6	6/3/04	**0.33**	**0.018**	**0.071**	--	< 0.005	**0.04**	--	< 0.005	--	--
DMW-6	1/19/05	**0.17**	**0.024**	**0.12**	--	< 0.005	**0.039**	--	< 0.005	--	--
DMW-6	8/28/05	**0.2**	**0.02**	**0.095**	--	< 0.005	**0.058**	--	< 0.005	--	--

HISTORICAL GROUNDWATER DATA

Monitoring Well	Date	1,1,1-TCA	1,1-DCA	1,1-DCE	1,2-DCA	cis-1,2-DCE	PCE	trans-1,2-DCE	TCE	Vinyl Chloride	1,4-dioxane
		mg/L	mg/L	mg/L	mg/L	mg/L	mg/L	mg/L	mg/L	mg/L	mg/L
DMW-6	5/31/06	0.21	0.021	0.1	--	< 0.005	0.055	--	< 0.005	--	--
DMW-6	4/3/07	0.092	0.015	0.045	--	< 0.005	0.034	--	< 0.005	--	--
DMW-6	4/29/08	0.082	< 0.005	0.0082	--	< 0.005	0.036	--	< 0.005	--	--
DMW-6	12/9/08	0.1	0.011	0.075	--	< 0.005	0.028	--	< 0.005	--	--
DMW-6	7/28/09	0.092	0.013	0.032	--	< 0.005	0.025	--	< 0.005	--	--
DMW-6	4/5/10	0.065	< 0.005	0.0051	--	< 0.005	0.024	--	< 0.005	--	--
DMW-6	11/29/10	0.087	0.011	0.074	--	0.0067	0.33	--	0.0053	--	--
DMW-6	5/27/11	0.048	0.017	0.041	--	0.15	0.23	--	0.12	--	--
DMW-6	11/14/11	0.042	0.013	0.043	--	0.052	0.19	--	0.024	--	--
DMW-6	10/9/12	0.049	0.0094	0.044	--	0.04	0.2	< 0.005	0.028	< 0.002	--
DMW-6	6/21/13	0.013	< 0.005	0.012	< 0.001	0.024	0.25	< 0.001	0.013	< 0.001	--
DMW-6	12/3/13	0.02	0.0044	0.014	< 0.001	0.024	0.2	< 0.001	0.01	< 0.001	--
DMW-6	6/18/14	0.017	0.005	0.015	< 0.001	0.031	0.29	< 0.001	0.032	< 0.001	--
DMW-6	12/16/14	< 0.005	0.0051	< 0.005	< 0.005	0.15	0.011	< 0.005	0.027	< 0.002	0.024
DMW-6	3/19/15	0.055	0.036	0.023	< 0.005	0.12	0.4	< 0.005	0.17	0.33	0.025
DMW-6	6/23/15	0.0284	0.0145	0.0131	< 0.001	0.0491	0.162	< 0.001	0.0822	0.0675	0.0226
DMW-6	12/16/15	0.031	0.011	0.016	< 0.001	0.043	0.22	< 0.001	0.031	0.016	0.014
DMW-6	3/29/16	0.026	0.008	0.02	< 0.005	0.03	0.27	< 0.005	0.024	0.021	0.015
DMW-6	6/24/16	0.062	0.019	0.034	< 0.005	0.098	0.46	< 0.005	0.17	0.052	0.028
DMW-6	9/16/16	0.086	0.018	0.054	< 0.005	0.18	0.64	< 0.005	0.15	0.035	0.019
DMW-6	12/1/16	0.11	0.015	0.056	< 0.005	0.17	1.4	< 0.005	0.18	0.031	0.041
DMW-7/DRW-1	10/4/00	120	1.1	29	--	< 0.005	< 0.005	--	0.03	--	--
DMW-7/DRW-1	3/14/01	47	0.073	15	--	< 0.005	< 0.005	--	0.016	--	--
DMW-7/DRW-1	10/9/01	72	4	21	--	< 0.005	< 0.005	--	0.015	--	--
DMW-7/DRW-1	3/5/02	23	0.053	17	--	< 0.005	< 0.005	--	0.01	--	--
DMW-7/DRW-1	11/12/02	4.7	0.059	1.5	--	< 0.005	< 0.005	--	< 0.005	--	--
DMW-7/DRW-1	6/17/03	63	2.7	21	--	< 0.25	< 0.26	--	< 0.25	--	--
DMW-7/DRW-1	1/6/04	30	1.8	15	--	< 0.5	< 0.5	--	< 0.5	--	--
DMW-7/DRW-1	6/3/04	42	0.99	14	--	< 0.005	0.034	--	0.0083	--	--
DMW-7/DRW-1	1/19/05	29	< 2.5	9.8	--	< 2.5	< 2.5	--	< 2.5	--	--
DMW-7/DRW-1	5/31/06	21	1.4	16	--	< 0.005	0.039	--	0.01	--	--
DMW-7/DRW-1	4/3/07	9.2	1.4	10	--	< 0.5	< 0.5	--	< 0.5	--	--
DMW-7/DRW-1	4/29/08	6.5	0.94	7.4	--	< 0.005	< 0.005	--	< 0.005	--	--
DMW-7/DRW-1	12/9/08	3.3	1.3	12	--	< 0.005	< 0.005	--	< 0.005	--	--
DMW-7/DRW-1	7/28/09	1.5	0.05	1.4	--	< 0.25	< 0.26	--	< 0.005	--	--
DMW-7/DRW-1	4/5/10	9.1	0.92	10	--	< 0.005	< 0.005	--	0.0056	--	--
DMW-7/DRW-1	11/29/10	1.8	0.22	4.8	--	< 0.005	< 0.005	--	< 0.005	--	--
DMW-7/DRW-1	5/27/11	9.1	0.4	2.7	--	< 0.005	0.0055	--	0.01	--	--
DMW-7/DRW-1	11/14/11	8.8	1	9.4	--	< 0.017	< 0.038	--	< 0.016	--	--
DMW-7/DRW-1	10/11/12	19	0.15	19	--	< 0.005	0.016	< 0.005	0.015	0.0022	--
DMW-7/DRW-1	6/21/13	17	0.17	13	0.089	< 0.001	0.0017	< 0.001	0.012	0.0013	--
DMW-7/DRW-1	12/11/13	0.89	0.013	0.93	0.0064	< 0.001	< 0.02	< 0.001	0.0014	< 0.001	--
DMW-7/DRW-1	6/18/14	9	0.11	11	0.065	< 0.005	< 0.005	< 0.005	0.0084	< 0.005	--
DMW-7/DRW-1	12/29/14	6.1	0.047	6.6	0.034	< 0.005	< 0.005	< 0.005	0.006	< 0.002	0.011
DMW-7/DRW-1	3/19/15	12	0.078	17	0.08	< 0.005	< 0.005	< 0.005	0.012	< 0.002	0.019
DMW-7/DRW-1	6/24/15	9.89	0.115	15.3	0.0718	< 0.001	< 0.001	< 0.001	0.0112	< 0.001	0.0207
DMW-7/DRW-1	12/16/15*	9.8	0.083 J	12.8	0.056 J	< 0.1	0.061 J	< 0.1	< 0.1	< 0.1	0.019
DMW-7/DRW-1	3/29/16	18	0.043	18	0.12	< 0.005	< 0.005	< 0.005	0.019	< 0.002	0.038
DMW-7/DRW-1	6/27/16*	11	0.072 J	19	0.096 J	< 0.013	< 0.015	< 0.011	< 0.018	< 0.021	< 0.045
DMW-7/DRW-1	9/19/16	7.3	0.078	14	0.063	< 0.005	<0.005	< 0.005	0.010	< 0.002	0.013
DMW-7/DRW-1	11/30/16	5.3	0.076	7.3	0.035	< 0.005	<0.005	< 0.005	0.005	< 0.002	0.016
DMW-8/DRW-2	10/4/00	150	3.4	69	--	0.0058	< 0.005	--	0.058	--	--
DMW-8/DRW-2	3/14/01	120	0.67	78	--	0.0091	< 0.005	--	0.054	--	--
DMW-8/DRW-2	10/9/01	240	2.3	99	--	0.008	0.006	--	0.085	--	--
DMW-8/DRW-2	3/5/02	91	0.29	52	--	< 0.005	< 0.005	--	0.035	--	--
DMW-8/DRW-2	11/12/02	180	2.6	75	--	< 0.005	< 0.005	--	0.092	--	--
DMW-8/DRW-2	6/17/03	190	< 5	26	--	< 5	< 5	--	< 5	--	--
DMW-8/DRW-2	1/6/04	78	1.4	24	--	< 0.5	< 0.5	--	< 0.5	--	--
DMW-8/DRW-2	6/3/04	81	0.74	16	--	< 0.005	0.034	--	0.024	--	--
DMW-8/DRW-2	1/19/05	190	< 2.5	51	--	< 2.5	< 2.5	--	< 2.5	--	--
DMW-8/DRW-2	5/31/06	140	1.6	35	--	0.007	0.14	--	0.052	--	--
DMW-8/DRW-2	4/3/07	30	1	9.4	--	< 0.5	< 0.5	--	< 0.5	--	--
DMW-8/DRW-2	4/29/08	120	0.15	22	--	< 0.005	0.022	--	0.035	--	--
DMW-8/DRW-2	12/9/08	83	0.35	46	--	< 0.005	0.0086	--	0.033	--	--
DMW-8/DRW-2	7/28/09	26	0.71	5.7	--	< 0.25	< 0.25	--	0.01	--	--
DMW-8/DRW-2	4/5/10	41	0.43	9.6	--	< 0.005	< 0.005	--	0.016	--	--
DMW-8/DRW-2	11/29/10	16	0.87	7.6	--	< 0.05	< 0.05	--	< 0.05	--	--
DMW-8/DRW-2	5/27/11	21	0.79	7.6	--	< 0.005	0.011	--	0.013	--	--
DMW-8/DRW-2	11/14/11	15	0.5	4.3	--	0.034	< 0.077	--	< 0.031	--	--
DMW-8/DRW-2	10/11/12	25	0.39	9.5	--	< 0.005	< 0.005	< 0.005	0.012	0.0037	--
DMW-8/DRW-2	6/21/13	8	0.68	3.2	0.012	0.023	0.016	0.0013	0.031	0.003	--
DMW-8/DRW-2	12/9/13	24	0.15	8.1	0.019	< 0.01	< 0.101	< 0.01	0.015	< 0.01	--
DMW-8/DRW-2	6/24/14	29	0.33	10	0.023	< 0.01	< 1	< 0.01	0.012	< 0.01	--
DMW-8/DRW-2	Well Abandoned 12/10/2015										
DMW-9/DRW-3	10/4/00	150	1	100	--	0.009	0.007	--	0.098	--	--
DMW-9/DRW-3	3/14/01	23	0.71	13	--	0.017	0.011	--	0.015	--	--
DMW-9/DRW-3	10/9/01	280	3.2	65	--	< 0.005	< 0.005	--	0.079	--	--

HISTORICAL GROUNDWATER DATA

Monitoring Well	Date	1,1,1-TCA	1,1-DCA	1,1-DCE	1,2-DCA	cis-1,2-DCE	PCE	trans-1,2-DCE	TCE	Vinyl Chloride	1,4-dioxane
		mg/L	mg/L	mg/L	mg/L	mg/L	mg/L	mg/L	mg/L	mg/L	mg/L
DMW-9/DRW-3	3/5/02	**89**	**0.5**	**50**	--	**0.006**	**0.008**	--	**0.036**	--	--
DMW-9/DRW-3	11/12/02	**77**	**0.26**	**77**	--	**0.012**	**0.019**	--	**0.072**	--	--
DMW-9/DRW-3	6/17/03	**110**	< 5	**31**	--	< 5	< 5	--	< 5	--	--
DMW-9/DRW-3	1/6/04	**78**	**1.4**	**24**	--	< 0.5	< 0.5	--	< 0.5	--	--
DMW-9/DRW-3	6/3/04	**81**	**0.78**	**16**	--	< 0.005	**0.007**	--	**0.024**	--	--
DMW-9/DRW-3	1/19/05	**93**	< 2.5	**40**	--	< 2.5	< 2.5	--	< 2.5	--	--
DMW-9/DRW-3	5/31/06	**58**	**1.2**	**17**	--	**0.012**	**0.12**	--	**0.026**	--	--
DMW-9/DRW-3	4/3/07	**28**	**1**	**7.3**	--	< 0.1	< 0.1	--	< 0.1	--	--
DMW-9/DRW-3	4/29/08	**16**	**0.23**	**5.5**	--	< 0.005	**0.02**	--	**0.071**	--	--
DMW-9/DRW-3	12/9/08	**14**	**0.56**	**9**	--	< 0.005	< 0.005	--	**0.074**	--	--
DMW-9/DRW-3	7/28/09	**15**	**0.87**	**4.9**	--	< 0.25	< 0.25	--	**0.078**	--	--
DMW-9/DRW-3	4/5/10	**18**	**0.6**	**6.5**	--	< 0.005	**0.007**	--	**0.011**	--	--
DMW-9/DRW-3	11/29/10	**3**	**0.057**	**1.4**	--	**0.0082**	**0.022**	--	**0.015**	--	--
DMW-9/DRW-3	5/27/11	**15**	**0.18**	**7.1**	--	**0.014**	**0.021**	--	**0.029**	--	--
DMW-9/DRW-3	11/14/11	**4**	**0.11**	**2.1**	--	**0.048**	**0.049**	--	**0.051**	--	--
DMW-9/DRW-3	10/11/12	**6.7**	**0.092**	**6.6**	--	**0.024**	**0.018**	< 0.005	**0.035**	**0.0054**	--
DMW-9/DRW-3	6/21/13	**5.5**	**0.4**	**4.3**	**0.016**	**0.054**	**0.0097**	**0.0044**	**0.012**	**0.0063**	--
DMW-9/DRW-3	12/9/13	**0.24**	**0.0049**	**0.13**	< 0.001	**0.0016**	**0.005**	< 0.001	**0.0036**	< 0.001	--
DMW-9/DRW-3	6/18/14	**3.7**	**0.52**	**3.5**	**0.019**	**0.028**	**0.0088**	**0.0023**	**0.023**	**0.0058**	--
DMW-9/DRW-3	12/29/14	**0.75**	**0.054**	**0.77**	< 0.005	0.0064	< 0.005	< 0.005	< 0.005	< 0.002	**0.0063**
DMW-9/DRW-3	3/19/15	**1.8**	**0.11**	**2.7**	**0.011**	**0.041**	**0.0061**	< 0.005	**0.02**	**0.0056**	**0.019**
DMW-9/DRW-3	6/24/15	**4.74**	**0.387**	**5.65**	**0.0171**	**0.0236**	**0.0281**	< 0.001	**0.0158**	**0.0048**	**0.0314**
DMW-9/DRW-3	12/16/15*	**1.3**	**0.044**	**1.6**	**0.0089 J**	**0.022**	< 0.02	< 0.02	< 0.02	< 0.02	**0.017**
DMW-9/DRW-3	3/29/16	**0.9**	**0.074**	**1.5**	< 0.005	**0.057**	< 0.005	**0.006**	< 0.005	**0.011**	**0.02**
DMW-9/DRW-3	6/27/16*	**6.5**	**0.26**	**19**	**0.084 J**	< 0.0053	< 0.0059	< 0.0044	< 0.0071	< 0.0084	**0.072**
DMW-9/DRW-3	9/19/16	**6.9**	0.41	**22**	**0.11**	**0.006**	**0.010**	< 0.005	**0.017**	**0.019**	**0.11**
DMW-9/DRW-3	11/30/16	**5.3**	0.33	**15**	**0.063**	**0.005**	**0.009**	< 0.005	**0.013**	**0.011**	**0.087**
DMW-10	3/5/02	< 0.005	< 0.005	< 0.005	--	< 0.005	< 0.005	--	< 0.005	--	--
DMW-10	11/12/02	< 0.005	< 0.005	< 0.005	--	< 0.005	< 0.005	--	< 0.005	--	--
DMW-10	6/17/03	< 0.005	< 0.005	< 0.005	--	< 0.005	< 0.005	--	< 0.005	--	--
DMW-10	1/6/04	< 0.005	< 0.005	< 0.005	--	< 0.005	< 0.005	--	< 0.005	--	--
DMW-10	6/3/04	< 0.005	< 0.005	< 0.005	--	< 0.005	< 0.005	--	< 0.005	--	--
DMW-10	1/19/05	< 0.005	< 0.005	< 0.005	--	< 0.005	< 0.005	--	< 0.005	--	--
DMW-10	8/28/05	< 0.005	< 0.005	< 0.005	--	< 0.005	< 0.005	--	< 0.005	--	--
DMW-10	5/31/06	< 0.005	< 0.005	< 0.005	--	< 0.005	< 0.005	--	< 0.005	--	--
DMW-10	4/3/07	< 0.005	< 0.005	< 0.005	--	< 0.005	< 0.005	--	< 0.005	--	--
DMW-10	4/29/08	< 0.005	< 0.005	< 0.005	--	< 0.005	< 0.005	--	< 0.005	--	--
DMW-10	12/9/08	< 0.005	< 0.005	< 0.005	--	< 0.005	**0.011**	--	< 0.005	--	--
DMW-10	7/28/09	< 0.005	< 0.005	< 0.005	--	< 0.005	< 0.005	--	< 0.005	--	--
DMW-10	4/5/10	< 0.005	< 0.005	< 0.005	--	< 0.005	< 0.005	--	< 0.005	--	--
DMW-10	11/29/10	< 0.005	< 0.005	< 0.005	--	< 0.005	< 0.005	--	< 0.005	--	--
DMW-10	5/27/11	< 0.005	< 0.005	< 0.005	--	< 0.005	< 0.005	--	< 0.005	--	--
DMW-10	11/14/11	< 0.005	< 0.005	< 0.005	--	< 0.005	< 0.005	--	< 0.005	--	--
DMW-10	10/10/12	< 0.005	< 0.005	< 0.005	--	< 0.005	< 0.005	< 0.005	< 0.005	< 0.002	--
DMW-10	6/20/13	< 0.001	< 0.001	< 0.001	< 0.001	< 0.001	< 0.001	< 0.001	< 0.001	< 0.001	--
DMW-10	12/3/13	< 0.001	< 0.001	< 0.001	< 0.001	< 0.001	< 0.001	< 0.001	< 0.001	< 0.001	--
DMW-10	6/17/14	< 0.001	< 0.001	< 0.001	< 0.001	< 0.001	< 0.001	< 0.001	< 0.001	< 0.001	--
DMW-10	Well Abandoned 3/28/2016										
DMW-11	3/5/02	< 0.005	--	--	--	< 0.005	< 0.005	--	< 0.005	--	--
DMW-11	11/12/02	< 0.005	--	--	--	< 0.005	< 0.005	--	< 0.005	--	--
DMW-11	6/17/03	< 0.005	--	--	--	< 0.005	< 0.005	--	< 0.005	--	--
DMW-11	1/6/04	< 0.005	--	--	--	< 0.005	< 0.005	--	< 0.005	--	--
DMW-11	6/3/04	< 0.005	< 0.005	< 0.005	--	< 0.005	< 0.005	--	< 0.005	--	--
DMW-11	1/19/05	< 0.005	< 0.005	< 0.005	--	< 0.005	< 0.005	--	< 0.005	--	--
DMW-11	8/28/05	< 0.005	< 0.005	< 0.005	--	< 0.005	< 0.005	--	< 0.005	--	--
DMW-11	5/31/06	< 0.005	< 0.005	< 0.005	--	< 0.005	< 0.005	--	< 0.005	--	--
DMW-11	4/3/07	< 0.005	< 0.005	< 0.005	--	< 0.005	< 0.005	--	< 0.005	--	--
DMW-11	4/29/08	< 0.005	< 0.005	< 0.005	--	< 0.005	< 0.005	--	< 0.005	--	--
DMW-11	12/9/08	< 0.005	< 0.005	< 0.005	--	< 0.005	< 0.005	--	< 0.005	--	--
DMW-11	7/28/09	< 0.005	< 0.005	< 0.005	--	< 0.005	< 0.005	--	< 0.005	--	--
DMW-11	4/5/10	< 0.005	< 0.005	< 0.005	--	< 0.005	< 0.005	--	< 0.005	--	--
DMW-11	11/29/10	< 0.005	< 0.005	< 0.005	--	< 0.005	< 0.005	--	< 0.005	--	--
DMW-11	5/27/11	< 0.005	< 0.005	< 0.005	--	< 0.005	< 0.005	--	< 0.005	--	--
DMW-11	11/14/11	< 0.005	< 0.005	< 0.005	--	< 0.005	< 0.005	--	< 0.005	--	--
DMW-11	6/19/13	< 0.001	< 0.001	< 0.001	< 0.001	< 0.001	< 0.001	< 0.001	< 0.001	< 0.001	--
DMW-11	12/3/13	< 0.001	< 0.001	< 0.001	< 0.001	< 0.001	< 0.001	< 0.001	< 0.001	< 0.001	--
DMW-11	6/23/14	< 0.001	< 0.001	< 0.001	< 0.001	< 0.001	< 0.001	< 0.001	< 0.001	< 0.001	--
DMW-11	6/23/15	< 0.001	< 0.001	< 0.001	< 0.001	< 0.001	< 0.001	< 0.001	< 0.001	< 0.001	< 0.002
DMW-11	12/11/15	< 0.001	< 0.001	< 0.001	< 0.001	< 0.001	< 0.001	< 0.001	< 0.001	< 0.001	< 0.002
DMW-11	3/28/16	< 0.005	< 0.005	< 0.005	< 0.005	< 0.005	< 0.005	< 0.005	< 0.005	< 0.002	< 0.002
DMW-11	6/22/16	< 0.005	< 0.005	< 0.005	< 0.005	< 0.005	< 0.005	< 0.005	< 0.005	< 0.002	< 0.002
DMW-11	9/15/16	< 0.005	< 0.005	< 0.005	< 0.005	< 0.005	< 0.005	< 0.005	< 0.005	< 0.002	< 0.002
DMW-11	11/30/16	< 0.005	< 0.005	< 0.005	< 0.005	< 0.005	< 0.005	< 0.005	< 0.005	< 0.002	**0.016 J**
OBG-W1	12/12/13	**1.2**	**0.0082**	**0.47**	**0.002**	< 0.001	< 0.02	< 0.001	< 0.001	< 0.001	--
OBG-W1	6/17/14	**0.11**	**0.0015**	**0.14**	< 0.001	< 0.001	< 0.001	< 0.001	< 0.001	< 0.001	--
OBG-W1	12/17/14	**1.2**	**0.0057**	**0.45**	< 0.005	< 0.005	< 0.005	< 0.005	< 0.005	< 0.002	< 0.005
OBG-W1	3/18/15	**1.1**	**0.0052**	**0.31**	< 0.005	< 0.005	< 0.005	< 0.005	< 0.005	< 0.002	< 0.005
OBG-W1	6/23/15*	**1.02**	**0.005 J**	**0.331**	< 0.01	< 0.01	< 0.01	< 0.01	< 0.01	< 0.01	< 0.002

HISTORICAL GROUNDWATER DATA

Monitoring Well	Date	1,1,1-TCA	1,1-DCA	1,1-DCE	1,2-DCA	cis-1,2-DCE	PCE	trans-1,2-DCE	TCE	Vinyl Chloride	1,4-dioxane
		mg/L	mg/L	mg/L	mg/L	mg/L	mg/L	mg/L	mg/L	mg/L	mg/L
OBG-W1	12/11/15*	0.53	0.0029	0.20	< 0.0025	< 0.0025	< 0.0025	< 0.0025	< 0.0025	< 0.0025	< 0.002
OBG-W1	4/4/16	1.3	< 0.005	0.43	< 0.005	< 0.005	< 0.005	< 0.005	< 0.005	< 0.002	< 0.002
OBG-W1	6/23/16	1.7	0.007	0.69	< 0.005	< 0.005	< 0.005	< 0.005	< 0.005	< 0.002	< 0.002
OBG-W1	9/15/16	1.5	0.008	0.50	< 0.005	< 0.005	< 0.005	< 0.005	< 0.005	< 0.002	< 0.002
OBG-W1	12/7/16	1.6	0.009	0.47	< 0.005	< 0.005	< 0.005	< 0.005	< 0.005	< 0.002	< 0.002
OBG-W7	12/9/13	0.35	0.0068	0.11	< 0.001	0.0041	< 0.01	< 0.001	0.0092	< 0.001	--
OBG-W7	6/18/14	4.2	0.1	1.8	0.0088	0.024	0.017	0.0018	0.037	0.0039	--
OBG-W7	12/16/14	6.2	0.099	1.8	0.0076	0.041	0.04	< 0.005	0.068	0.0059	0.072
OBG-W7	3/19/15	7.1	0.16	3.7	0.02	0.039	0.035	< 0.005	0.063	0.0062	0.061
OBG-W7	6/23/15	4.27	0.129	3.04	0.0126	0.0391	0.0335	0.0031	0.0531	0.0047	0.0597
OBG-W7	12/16/15*	2.9	0.12	2.5	0.018 J	0.050	0.020 J	< 0.04	0.027 J	< 0.04	0.062
OBG-W7	3/29/16	4.6	0.11	4.9	0.029	0.037	0.024	< 0.005	0.042	0.004	0.057
OBG-W7	6/24/16*	6.7	0.25	8.9	< 0.012	< 0.013	0.090	< 0.011	< 0.018	< 0.021	0.053 J
OBG-W7		3.1	0.43	5.9	0.033	0.026	0.007	< 0.005	0.015	< 0.002	0.066
OBG-W7	11/30/16	3.0	0.29	2.3	0.009	0.078	0.066	0.008	0.090	0.007	0.11
MW-22D	1/15/15	0.2	0.0085	0.11	< 0.005	< 0.005	< 0.005	< 0.005	< 0.005	< 0.002	< 0.005
MW-22D	3/18/15	0.29	0.011	0.14	< 0.005	< 0.005	< 0.005	< 0.005	< 0.005	< 0.002	< 0.005
MW-22D	6/22/15*	0.188	0.0108	0.0974	0.00065 J	< 0.004	< 0.004	< 0.004	< 0.004	< 0.004	< 0.002
MW-22D	12/10/15	0.17	0.014	0.12	< 0.001	< 0.001	0.0034	< 0.001	< 0.001	< 0.001	< 0.002
MW-22D	4/4/16	0.19	0.014	0.14	< 0.005	< 0.005	< 0.005	< 0.005	< 0.005	< 0.002	< 0.002
MW-22D	6/23/16	0.17	0.014	0.15	< 0.005	< 0.005	< 0.005	< 0.005	< 0.005	< 0.002	< 0.002
MW-22D	4/4/16	0.19	0.014	0.14	< 0.005	< 0.005	< 0.005	< 0.005	< 0.005	< 0.002	< 0.002
MW-22D	6/23/16	0.17	0.014	0.15	< 0.005	< 0.005	< 0.005	< 0.005	< 0.005	< 0.002	< 0.002
MW-22D	12/7/16	0.11	0.012	0.10	< 0.005	< 0.005	< 0.005	< 0.005	< 0.005	< 0.002	0.0025
MW-24	12/16/15*	9.5	0.63	4.7	0.016 J	< 0.05	< 0.05	< 0.05	< 0.05	< 0.05	0.0092
MW-24	3/30/16	6.2	0.97	4.6	0.025	< 0.005	< 0.005	< 0.005	0.006	0.004	0.018
MW-24	6/24/16*	8.9	1.3	9.4	< 0.012	< 0.013	0.10	< 0.011	< 0.018	< 0.021	< 0.045
MW-24	9/15/16	0.14	0.012	0.1	< 0.005	< 0.005	< 0.005	< 0.005	< 0.005	< 0.002	< 0.002
MW-24	12/7/16	0.11	0.012	0.1	< 0.005	< 0.005	< 0.005	< 0.005	< 0.005	< 0.002	0.0025
FIRE RELEASE AREA											
AMW-1	10/10/01	< 0.005	< 0.005	< 0.005	--	< 0.005	26.4	--	< 0.005	< 0.005	--
AMW-1	3/8/02	< 0.005	< 0.005	< 0.005	--	< 0.005	--	--	0.0311	< 0.005	--
AMW-1	8/2/02	< 0.005	< 0.005	< 0.005	--	< 0.005	59.8	--	0.0097	< 0.005	--
AMW-1	6/18/03	< 0.5	< 0.5	< 0.5	--	< 0.5	100	--	< 0.5	< 0.5	--
AMW-1	1/6/04	< 0.005	< 0.005	< 0.005	--	0.045	250	--	0.15	--	--
AMW-1	6/3/04	< 2.5	< 2.5	< 2.5	--	< 2.5	20	--	< 2.5	--	--
AMW-1	1/19/05	< 2.5	< 2.5	< 2.5	--	< 2.5	130	--	< 2.5	--	--
AMW-1	8/28/05	< 2.5	< 2.5	< 2.5	--	< 2.5	16	--	< 2.5	--	--
AMW-1	5/31/06	0.01	< 0.005	0.011	--	0.072	170	--	0.076	--	--
AMW-1	4/3/07	< 1	< 1	< 1	--	< 1	170	--	< 1	--	--
AMW-1	4/29/08	< 0.005	< 0.005	< 0.005	--	0.062	140	--	0.056	--	--
AMW-1	12/9/08	< 0.005	< 0.005	< 0.005	--	0.34	65	--	0.21	--	--
AMW-1	7/28/09	< 0.005	< 0.005	< 0.005	--	0.0095	94	--	0.06	--	--
AMW-1	4/5/10	< 0.047	< 0.15	< 0.047	--	< 0.18	88	--	< 0.047	--	--
AMW-1	11/29/10	0.015	< 0.005	< 0.005	--	0.025	1.7	--	0.039	--	--
AMW-1	5/27/11	< 0.051	< 0.04	< 0.12	--	< 0.034	50	--	< 0.031	--	--
AMW-1	11/14/11	0.0076	< 0.005	< 0.005	--	0.0095	7.6	--	0.03	--	--
AMW-1	10/9/12	0.013	< 0.005	< 0.005	--	0.0095	1.5	< 0.005	0.025	< 0.002	--
AMW-1	7/2/13	< 0.25	< 0.25	< 0.25	< 0.25	< 0.25	64	< 0.25	< 0.25	< 0.25	--
AMW-1	12/4/13	0.0061	< 0.001	0.0024	< 0.001	0.0094	3.4	< 0.001	0.014	< 0.001	--
AMW-1	6/24/14	< 10	< 10	< 10	< 10	< 10	89	< 10	< 10	< 10	--
AMW-1	12/29/14	<0.5	<0.5	<0.5	<0.5	< 0.5	80	<0.5	<0.5	<0.2	< 0.005
AMW-1	3/17/15*	< 0.25	< 0.25	< 0.25	< 0.25	0.12 J	150	< 0.25	< 0.25	< 0.1	< 0.005
AMW-1	6/16/15	< 0.001	< 0.001	< 0.001	< 0.001	0.0842	90.2	< 0.001	0.0427	< 0.001	0.0031
AMW-1	12/10/15**	< 0.01	< 0.01	< 0.01	< 0.01	0.10	127	< 0.01	0.047	< 0.01	< 0.002
AMW-1	6/22/16*	< 1.2	< 1.2	< 1.8	< 1.2	< 1.3	120	< 1.1	< 1.8	< 2.1	< 4.5
AMW-1	12/2/16*	< 0.025	< 0.025	< 0.036	< 0.024	< 0.027	75	< 0.022	< 0.035	< 0.042	< 0.090
AMW-2	10/10/01	< 0.005	< 0.005	< 0.005	--	< 0.005	1.56	--	< 0.005	< 0.005	--
AMW-2	3/6/02	0.0477	< 0.005	< 0.005	--	0.0131	11.3	--	0.224	< 0.005	--
AMW-2	8/2/02	0.0734	< 0.005	0.0132	--	0.0189	21.5	--	0.21	< 0.005	--
AMW-2	6/18/03	0.023	< 0.005	< 0.005	--	0.023	8.7	--	0.1	< 0.005	--
AMW-2	1/6/04	< 0.5	< 0.5	< 0.5	--	< 0.5	9.5	--	--	--	--
AMW-2	1/19/05	< 0.005	< 0.005	< 0.005	--	--	< 0.005	--	< 0.005	--	--
AMW-2	8/28/05	< 0.5	< 0.5	< 0.5	--	< 0.005	6.4	--	< 0.5	--	--
AMW-2	5/31/06	--	--	--	--	< 0.5	--	--	--	--	--
AMW-2	4/3/07	< 0.1	< 0.1	< 0.1	--	--	24	--	< 0.1	--	--
AMW-2	4/29/08	< 0.005	< 0.005	< 0.005	--	< 0.1	20	--	0.006	--	--
AMW-2	12/9/08	0.031	< 0.005	0.029	--	0.059	39	--	0.19	--	--
AMW-2	7/28/09	< 0.005	< 0.005	< 0.005	--	< 0.005	13	--	< 0.005	--	--
AMW-2	4/5/10	0.011	< 0.005	0.0051	--	< 0.005	4.4	--	0.013	--	--
AMW-2	11/29/10	< 0.25	< 0.25	< 0.25	--	< 0.25	14	--	< 0.25	--	--
AMW-2	5/27/11	< 0.051	< 0.04	< 0.12	--	< 0.034	7.1	--	< 0.031	--	--
AMW-2	11/14/11	0.023	< 0.005	0.0054	--	< 0.005	12	--	0.025	--	--
AMW-2	10/9/12	0.02	< 0.005	0.013	--	0.03	11	< 0.005	0.037	< 0.002	--

HISTORICAL GROUNDWATER DATA

Monitoring Well	Date	1,1,1-TCA	1,1-DCA	1,1-DCE	1,2-DCA	cis-1,2-DCE	PCE	trans-1,2-DCE	TCE	Vinyl Chloride	1,4-dioxane
		mg/L	mg/L	mg/L	mg/L	mg/L	mg/L	mg/L	mg/L	mg/L	mg/L
AMW-2	7/2/13	< 0.01	< 0.01	< 0.01	< 0.01	< 0.01	**2**	< 0.01	< 0.01	< 0.01	--
AMW-2	12/9/13	< 0.1	< 0.001	< 0.1	< 0.001	**0.013**	**8.7**	< 0.001	**0.014**	< 0.001	--
AMW-2	6/24/14	**0.0035**	< 0.001	**0.0012**	< 0.001	**0.018**	**4.4**	< 0.001	**0.011**	< 0.001	--
AMW-2	12/18/14	< 0.5	< 0.5	< 0.5	< 0.5	< 0.5	**13**	< 0.5	< 0.5	< 0.2	< 0.005
AMW-2	3/17/15	< 0.005	< 0.005	< 0.005	< 0.005	< 0.005	**3.1**	< 0.005	**0.0054**	< 0.002	< 0.005
AMW-2	6/16/15	**0.0013**	< 0.001	< 0.001	< 0.001	**0.0024**	**1.68**	< 0.001	**0.0037**	< 0.001	< 0.002
AMW-2	12/15/15*	< 0.02	< 0.02	< 0.02	< 0.02	< 0.02	**2.1**	< 0.02	< 0.02	< 0.02	< 0.002
AMW-2	6/21/16	not sampled - permanganate present									
AMW-2	12/8/16*	< 0.012	< 0.012	< 0.018	< 0.012	0.066 J	**11**	< 0.011	< 0.018	< 0.021	< 0.045
AMW-3	10/10/01	< 0.005	< 0.005	< 0.005	--	< 0.005	**68.5**	--	**0.0138**	< 0.005	--
AMW-3	3/7/02	< 0.005	< 0.005	< 0.005	--	**0.0052**	--	--	**0.0228**	< 0.005	--
AMW-3	8/2/02	--	--	--	--	--	--	--	--	--	--
AMW-3	6/18/03	< 0.005	< 0.005	< 0.005	--	**0.026**	**8.5**	--	**0.34**	< 0.005	--
AMW-3	6/18/03	< 0.005	< 0.005	< 0.005	--	**0.033**	**11**	--	**0.5**	< 0.005	--
AMW-3	1/6/04	< 0.005	< 0.005	< 0.005	--	**0.039**	**6.8**	--	**0.065**	--	--
AMW-3	6/3/04	< 0.25	< 0.25	< 0.25	--	< 0.25	**4.4**	--	< 0.25	--	--
AMW-3	1/19/05	< 0.25	< 0.25	< 0.25	--	< 0.25	**5.3**	--	< 0.25	--	--
AMW-3	8/28/05	< 0.25	< 0.25	< 0.25	--	< 0.25	**11**	--	< 0.25	--	--
AMW-3	5/31/06	< 0.005	< 0.005	< 0.005	--	**0.067**	**7.3**	--	**0.067**	--	--
AMW-3	4/3/07	< 0.05	< 0.05	< 0.05	--	**0.17**	**44**	--	**0.21**	--	--
AMW-3	4/29/08	< 0.005	< 0.05	< 0.005	--	**0.08**	**29**	--	**0.14**	--	--
AMW-3	7/28/09	< 0.005	< 0.005	< 0.005	--	< 0.005	**34**	--	**0.21**	--	--
AMW-3	4/5/10	< 0.047	< 0.15	< 0.047	--	< 0.18	**17**	--	< 0.12	--	--
AMW-3	11/29/10	< 0.005	< 0.005	< 0.005	--	< 0.005	**0.12**	--	< 0.005	--	--
AMW-3	5/27/11	< 0.005	< 0.005	< 0.005	--	**0.2**	**15**	--	**0.13**	--	--
AMW-3	11/14/11	< 0.005	< 0.005	< 0.005	--	< 0.005	**0.13**	--	< 0.005	--	--
AMW-3	7/2/13	< 0.05	< 0.05	< 0.05	< 0.05	**0.061**	**12**	< 0.05	**0.056**	< 0.05	--
AMW-3	12/12/13	< 0.001	< 0.001	< 0.001	< 0.001	**0.029**	**1.8**	< 0.001	**0.019**	< 0.001	--
AMW-3	6/26/14	< 0.01	< 0.01	< 0.01	< 0.01	**0.085**	**14**	< 0.01	**0.07**	< 0.01	--
AMW-3	12/19/14	< 0.005	< 0.005	< 0.005	< 0.005	**0.021**	**6.2**	< 0.005	**0.02**	< 0.002	< 0.005
AMW-3	3/18/15*	< 0.25	< 0.25	< 0.25	< 0.25	< 0.25	**13**	< 0.25	< 0.25	< 0.1	< 0.005
AMW-3	6/17/15*	< 0.1	< 0.1	< 0.1	< 0.1	**0.0321 J**	**22.9**	< 0.1	< 0.1	< 0.1	< 0.002
AMW-3	12/10/15	< 0.12*	< 0.25	< 0.14*	< 0.06*	< 0.048*	**27.2**	< 0.12*	< 0.12*	< 0.16*	< 0.002
AMW-3	6/21/16	not sampled - permanganate present									
AMW-3	11/29/16	Not sampled - Dry									
AMW-4	10/31/01	< 0.005	< 0.005	< 0.005	--	< 0.005	< 0.005	--	< 0.005	< 0.005	--
AMW-4	4/25/02	< 0.005	< 0.005	< 0.005	--	< 0.005	< 0.005	--	< 0.005	< 0.005	--
AMW-4	5/21/02	--	--	--	--	--	--	--	--	--	--
AMW-4	1/6/04	< 0.005	< 0.005	< 0.005	--	< 0.005	< 0.005	--	< 0.005	--	--
AMW-4	6/3/04	< 0.005	< 0.005	< 0.005	--	< 0.005	< 0.005	--	< 0.005	--	--
AMW-4	1/19/05	< 0.005	< 0.005	< 0.005	--	< 0.005	< 0.005	--	< 0.005	--	--
AMW-4	8/28/05	< 0.005	< 0.005	< 0.005	--	< 0.005	< 0.005	--	< 0.005	--	--
AMW-4	5/31/06	< 0.005	< 0.005	< 0.005	--	< 0.005	< 0.005	--	< 0.005	--	--
AMW-4	4/3/07	< 0.005	< 0.005	< 0.005	--	< 0.005	< 0.005	--	< 0.005	--	--
AMW-4	4/29/08	< 0.005	< 0.005	< 0.005	--	< 0.005	< 0.005	--	< 0.005	--	--
AMW-4	12/9/08	< 0.005	< 0.005	< 0.005	--	< 0.005	< 0.005	--	< 0.005	--	--
AMW-4	7/28/09	< 0.005	< 0.005	< 0.005	--	< 0.005	< 0.005	--	< 0.005	--	--
AMW-4	4/5/10	< 0.005	< 0.005	< 0.005	--	< 0.005	< 0.005	--	< 0.005	--	--
AMW-4	11/29/10	< 0.005	< 0.005	< 0.005	--	< 0.005	< 0.005	--	< 0.005	--	--
AMW-4	5/27/11	< 0.005	< 0.005	< 0.005	--	< 0.005	< 0.005	--	< 0.005	--	--
AMW-4	11/14/11	< 0.005	< 0.005	< 0.005	--	< 0.005	< 0.005	--	< 0.005	--	--
AMW-4	10/10/12	< 0.005	< 0.005	< 0.005	--	< 0.005	< 0.005	< 0.005	< 0.005	< 0.002	--
AMW-4	6/20/13	< 0.001	< 0.001	< 0.001	< 0.001	< 0.001	< 0.001	< 0.001	< 0.001	< 0.001	--
AMW-4	12/3/13	< 0.001	< 0.001	< 0.001	< 0.001	< 0.001	< 0.001	< 0.001	< 0.001	< 0.001	--
AMW-4	6/23/14	< 0.001	< 0.001	< 0.001	< 0.001	< 0.001	< 0.001	< 0.001	< 0.001	< 0.001	--
AMW-4	6/15/15	< 0.001	< 0.001	< 0.001	< 0.001	< 0.001	< 0.001	< 0.001	< 0.001	< 0.001	< 0.002
AMW-4	12/8/15	< 0.001	< 0.001	< 0.001	< 0.001	< 0.001	< 0.001	< 0.001	< 0.001	< 0.001	< 0.002
AMW-4	6/21/16	< 0.005	< 0.005	< 0.005	< 0.005	< 0.005	< 0.005	< 0.005	< 0.005	< 0.002	< 0.002
AMW-4	11/29/16	< 0.005	< 0.005	< 0.005	< 0.005	< 0.005	< 0.005	< 0.005	< 0.005	< 0.002	< 0.002
AMW-5	11/9/01	< 0.005	< 0.005	< 0.005	--	< 0.005	< 0.005	--	< 0.005	< 0.005	--
AMW-5	4/25/02	< 0.005	< 0.005	< 0.005	--	< 0.005	< 0.005	--	< 0.005	< 0.005	--
AMW-5	6/19/03	< 0.005	< 0.005	< 0.005	--	< 0.005	< 0.005	--	< 0.005	< 0.005	--
AMW-5	1/6/04	< 0.005	< 0.005	< 0.005	--	< 0.005	< 0.005	--	< 0.005	--	--
AMW-5	6/3/04	< 0.005	< 0.005	< 0.005	--	< 0.005	< 0.005	--	< 0.005	--	--
AMW-5	1/19/05	< 0.005	< 0.005	< 0.005	--	< 0.005	< 0.005	--	< 0.005	--	--
AMW-5	8/28/05	< 0.005	< 0.005	< 0.005	--	< 0.005	< 0.005	--	< 0.005	--	--
AMW-5	5/31/06	< 0.005	< 0.005	< 0.005	--	< 0.005	< 0.005	--	< 0.005	--	--
AMW-5	4/3/07	< 0.005	< 0.005	< 0.005	--	< 0.005	< 0.005	--	< 0.005	--	--
AMW-5	4/29/08	< 0.005	< 0.005	< 0.005	--	< 0.005	< 0.005	--	< 0.005	--	--
AMW-5	7/28/09	< 0.005	< 0.005	< 0.005	--	< 0.005	< 0.005	--	< 0.005	--	--
AMW-5	4/5/10	< 0.005	< 0.005	< 0.005	--	< 0.005	**0.047**	--	< 0.005	--	--
AMW-5	11/29/10	< 0.005	< 0.005	< 0.005	--	< 0.005	**0.28**	--	< 0.005	--	--
AMW-5	5/27/11	< 0.005	< 0.005	< 0.005	--	< 0.005	**0.18**	--	< 0.005	--	--
AMW-5	11/14/11	< 0.005	< 0.005	< 0.005	--	< 0.005	**0.72**	--	< 0.005	--	--
AMW-5	10/10/12	< 0.005	< 0.005	< 0.005	--	< 0.005	**0.43**	< 0.005	< 0.005	< 0.002	--
AMW-5	6/20/13	< 0.001	< 0.001	< 0.001	--	< 0.001	**0.15**	--	< 0.001	--	--
AMW-5	12/3/13	< 0.001	< 0.001	< 0.001	< 0.001	< 0.001	**0.25**	< 0.001	< 0.001	< 0.001	--

HISTORICAL GROUNDWATER DATA

Monitoring Well	Date	1,1,1-TCA	1,1-DCA	1,1-DCE	1,2-DCA	cis-1,2-DCE	PCE	trans-1,2-DCE	TCE	Vinyl Chloride	1,4-dioxane
		mg/L	mg/L	mg/L	mg/L	mg/L	mg/L	mg/L	mg/L	mg/L	mg/L
AMW-5	6/23/14	< 0.001	< 0.001	< 0.001	< 0.001	< 0.001	**0.13**	< 0.001	< 0.001	< 0.001	--
AMW-5	6/16/15	< 0.001	< 0.001	< 0.001	< 0.001	< 0.001	**0.285**	< 0.001	< 0.001	< 0.001	**0.002 J**
AMW-5	12/9/15*	< 0.0025	< 0.0025	< 0.0025	< 0.0025	< 0.0025	**0.48**	< 0.0025	< 0.0025	< 0.0025	**0.0025**
AMW-5	6/21/16	< 0.005	< 0.005	< 0.005	< 0.005	< 0.005	**0.20**	< 0.005	< 0.005	< 0.002	< 0.002
AMW-5	12/1/16	< 0.005	< 0.005	< 0.005	< 0.005	< 0.005	**0.54**	< 0.005	< 0.005	< 0.002	**0.0029**
AMW-6	11/9/01	< 0.005	< 0.005	< 0.005	--	< 0.005	< 0.005	--	< 0.005	< 0.005	--
AMW-6	4/25/02	< 0.005	< 0.005	< 0.005	--	< 0.005	< 0.005	--	< 0.005	< 0.005	--
AMW-6	6/19/03	< 0.005	< 0.005	< 0.005	--	< 0.005	< 0.005	--	< 0.005	< 0.005	--
AMW-6	1/6/04	< 0.005	< 0.005	< 0.005	--	< 0.005	**0.0093**	--	< 0.005	--	--
AMW-6	6/3/04	< 0.005	< 0.005	< 0.005	--	< 0.005	< 0.005	--	< 0.005	--	--
AMW-6	1/19/05	< 0.005	< 0.005	< 0.005	--	< 0.005	< 0.005	--	< 0.005	--	--
AMW-6	8/28/05	< 0.005	< 0.005	< 0.005	--	< 0.005	< 0.005	--	< 0.005	--	--
AMW-6	5/31/06	**0.012**	< 0.005	< 0.005	--	< 0.005	< 0.005	--	< 0.005	--	--
AMW-6	4/3/07	**0.0094**	< 0.005	< 0.005	--	< 0.005	**0.014**	--	< 0.005	--	--
AMW-6	4/29/08	< 0.005	< 0.005	< 0.005	--	< 0.005	**0.032**	--	< 0.005	--	--
AMW-6	12/9/08	**0.032**	< 0.005	**0.0076**	--	**0.084**	**1.8**	--	**0.023**	--	--
AMW-6	7/28/09	**0.017**	< 0.005	< 0.005	--	< 0.005	**1.7**	--	**0.012**	--	--
AMW-6	4/5/10	**0.046**	< 0.005	**0.016**	--	**0.037**	**2.8**	--	**0.032**	--	--
AMW-6	11/29/10	**0.031**	< 0.005	**0.0094**	--	**0.013**	**1.7**	--	**0.032**	--	--
AMW-6	5/27/11	**0.036**	< 0.005	**0.011**	--	**0.015**	**1.4**	--	**0.019**	--	--
AMW-6	11/14/11	**0.021**	< 0.005	**0.0073**	--	**0.0082**	**1.3**	--	**0.015**	--	--
AMW-6	10/10/12	< 0.023	< 0.005	< 0.012	--	**0.0079**	**1.1**	< 0.005	**0.012**	< 0.002	--
AMW-6	7/2/13	**0.011**	< 0.001	**0.0043**	< 0.001	**0.0039**	**0.6**	< 0.001	**0.0063**	< 0.001	--
AMW-6	12/4/13	**0.0071**	< 0.001	**0.0024**	< 0.001	**0.0025**	**0.5**	< 0.001	**0.005**	< 0.001	--
AMW-6	6/24/14	**0.0072**	< 0.001	**0.0026**	< 0.001	**0.0024**	**0.36**	< 0.001	**0.0042**	< 0.001	--
AMW-6	6/16/15	**0.0113**	< 0.001	**0.0065**	< 0.001	**0.0037**	**0.44**	< 0.001	**0.0071**	< 0.001	< 0.002
AMW-6	12/9/15	**0.0069**	< 0.001	**0.0034**	< 0.001	**0.0024**	**0.35**	< 0.001	**0.0038**	< 0.001	< 0.002
AMW-6	6/21/16	**0.007**	< 0.005	< 0.005	< 0.005	< 0.005	**0.57**	< 0.005	**0.007**	< 0.002	< 0.002
AMW-6	12/1/16	**0.008**	< 0.005	< 0.005	< 0.005	< 0.005	**0.70**	< 0.005	**0.007**	< 0.002	< 0.002
AMW-7	11/9/01	< 0.005	< 0.005	< 0.005	--	< 0.005	< 0.005	--	< 0.005	< 0.005	--
AMW-7	4/25/02	< 0.005	< 0.005	< 0.005	--	< 0.005	< 0.005	--	< 0.005	< 0.005	--
AMW-7	6/19/03	< 0.005	< 0.005	< 0.005	--	< 0.005	< 0.005	--	< 0.005	< 0.005	--
AMW-7	1/6/04	< 0.005	< 0.005	< 0.005	--	< 0.005	< 0.005	--	< 0.005	--	--
AMW-7	6/3/04	< 0.005	< 0.005	< 0.005	--	< 0.005	< 0.005	--	< 0.005	--	--
AMW-7	1/19/05	< 0.005	< 0.005	< 0.005	--	< 0.005	< 0.005	--	< 0.005	--	--
AMW-7	8/28/05	< 0.005	< 0.005	< 0.005	--	< 0.005	< 0.005	--	< 0.005	--	--
AMW-7	5/31/06	< 0.005	< 0.005	< 0.005	--	< 0.005	< 0.005	--	< 0.005	--	--
AMW-7	4/3/07	< 0.005	< 0.005	< 0.005	--	< 0.005	< 0.005	--	< 0.005	--	--
AMW-7	4/29/08	< 0.005	< 0.005	< 0.005	--	< 0.005	< 0.005	--	< 0.005	--	--
AMW-7	12/9/08	< 0.005	< 0.005	< 0.005	--	< 0.005	< 0.005	--	< 0.005	--	--
AMW-7	7/28/09	< 0.005	< 0.005	< 0.005	--	< 0.005	< 0.005	--	< 0.005	--	--
AMW-7	4/5/10	< 0.005	< 0.005	< 0.005	--	< 0.005	< 0.005	--	< 0.005	--	--
AMW-7	11/29/10	< 0.005	< 0.005	< 0.005	--	< 0.005	< 0.005	--	< 0.005	--	--
AMW-7	5/27/11	< 0.005	< 0.005	< 0.005	--	< 0.005	< 0.005	--	< 0.005	--	--
AMW-7	11/14/11	< 0.005	< 0.005	< 0.005	--	< 0.005	< 0.005	--	< 0.005	--	--
AMW-7	6/20/13	< 0.001	< 0.001	< 0.001	< 0.001	< 0.001	**0.0041**	< 0.001	< 0.001	< 0.001	--
AMW-7	6/20/13	**0.0028**	< 0.001	**0.0013**	< 0.001	< 0.001	**0.0033**	< 0.001	< 0.001	< 0.001	--
AMW-7	12/3/13	< 0.001	< 0.001	< 0.001	< 0.001	< 0.001	**0.0049**	< 0.001	< 0.001	< 0.001	--
AMW-7	6/23/14	< 0.001	< 0.001	< 0.001	< 0.001	< 0.001	**0.0088**	< 0.001	< 0.001	< 0.001	--
AMW-7	6/16/15	< 0.001	< 0.001	< 0.001	< 0.001	< 0.001	**0.0075**	< 0.001	< 0.001	< 0.001	< 0.002
AMW-7	12/8/15	< 0.001	< 0.001	< 0.001	< 0.001	< 0.001	**0.024**	< 0.001	< 0.001	< 0.001	< 0.002
AMW-7	6/22/16	< 0.005	< 0.005	< 0.005	< 0.005	< 0.005	**0.042**	< 0.005	< 0.005	< 0.002	**0.0021**
AMW-7	12/1/16	< 0.005	< 0.005	< 0.005	< 0.005	< 0.005	**0.13**	< 0.005	< 0.005	< 0.002	**0.014 J**
AMW-8	12/12/01	< 0.005	< 0.005	< 0.005	--	< 0.005	< 0.005	--	< 0.005	< 0.005	--
AMW-8	3/7/02	< 0.005	< 0.005	< 0.005	--	< 0.005	**0.0069**	--	< 0.005	< 0.005	--
AMW-8	8/2/02	< 0.005	< 0.005	< 0.005	--	< 0.005	**0.0071**	--	< 0.005	< 0.005	--
AMW-8	6/17/03	< 0.005	< 0.005	< 0.005	--	< 0.005	< 0.005	--	< 0.005	< 0.005	--
AMW-8	7/2/13	< 0.001	< 0.001	< 0.001	< 0.001	< 0.001	**0.15**	< 0.001	< 0.001	< 0.001	--
AMW-8	12/4/13	< 0.001	< 0.001	< 0.001	< 0.001	< 0.001	**2.7**	< 0.001	**0.0084**	< 0.001	--
AMW-8	6/19/14	< 0.001	< 0.001	< 0.001	< 0.001	< 0.001	**2.7**	< 0.001	**0.0061**	< 0.001	--
AMW-8	12/29/14	<0.05	< 0.05	<0.05	<0.05	<0.05	**5.2**	<0.05	<0.05	<0.02	**0.0059**
AMW-8	3/18/15	< 0.005	< 0.005	< 0.005	< 0.005	< 0.005	**7.9**	< 0.005	0.021	< 0.002	< 0.005
AMW-8	6/18/15*	< 0.05	< 0.05	< 0.05	< 0.05	< 0.05	**9.26**	< 0.05	< 0.05	< 0.05	**0.0066**
AMW-8	12/9/15*	< 0.1	< 0.1	< 0.1	< 0.1	< 0.1	**13.6**	< 0.1	< 0.1	< 0.1	**0.0049**
AMW-8	6/21/16	not sampled - permanganate present									
AMW-8	12/5/16	< 0.005	< 0.005	< 0.005	< 0.005	< 0.005	**1.2**	< 0.005	< 0.005	< 0.002	**0.0028**
AMW-9	12/12/01	< 0.005	< 0.005	< 0.005	--	< 0.005	**0.0965**	--	< 0.005	< 0.005	--
AMW-9	3/7/02	**0.0084**	< 0.005	**0.0116**	--	**0.0636**	**2**	--	**0.0339**	< 0.005	--
AMW-9	8/2/02	**0.0226**	**0.0241**	**0.006**	--	**0.213**	**6.36**	--	**0.126**	< 0.005	--
AMW-9	6/18/03	**0.09**	**0.02**	**0.075**	--	**0.92**	**23**	--	**0.21**	**0.017**	--
AMW-9	1/6/04	**0.054**	**0.028**	**0.041**	--	**0.73**	**19**	--	**0.27**	--	--
AMW-9	6/3/04	< 2.5	< 2.5	< 2.5	--	< 2.5	**14**	--	< 2.5	--	--
AMW-9	1/19/05	< 2.5	< 2.5	< 2.5	--	< 2.5	**39**	--	< 2.5	--	--
AMW-9	8/28/05	**0.005**	< 0.005	< 0.005	--	**0.046**	**2.1**	--	**0.02**	--	--
AMW-9	5/31/06	**0.013**	**0.009**	**0.01**	--	**0.9**	**42**	--	**0.47**	--	--
AMW-9	4/3/07	< 0.1	< 0.1	< 0.1	--	**3.1**	**30**	--	**1.4**	--	--

HISTORICAL GROUNDWATER DATA

Monitoring Well	Date	1,1,1-TCA	1,1-DCA	1,1-DCE	1,2-DCA	cis-1,2-DCE	PCE	trans-1,2-DCE	TCE	Vinyl Chloride	1,4-dioxane
		mg/L	mg/L	mg/L	mg/L	mg/L	mg/L	mg/L	mg/L	mg/L	mg/L
AMW-9	4/29/08	< 0.005	< 0.005	< 0.005	--	**0.71**	**5.9**	--	**0.34**	--	--
AMW-9	12/9/08	**0.012**	**0.012**	**0.019**	--	**1.7**	**86**	--	**1.3**	--	--
AMW-9	7/28/09	< 0.005	< 0.005	< 0.005	--	< 0.005	**37**	--	**0.63**	--	--
AMW-9	4/5/10	**0.03**	**0.013**	**0.026**	--	**1.7**	**51**	--	**1.2**	--	--
AMW-9	11/29/10	< 2.5	< 2.5	< 2.5	--	< 2.5	**83**	--	< 2.5	--	--
AMW-9	5/27/11	< 0.26	< 0.2	< 0.59	--	**1.7**	**42**	--	**1.3**	--	--
AMW-9	11/14/11	< 0.26	< 0.2	< 0.59	--	--	**70**	--	--	--	--
AMW-9	10/11/12	**0.015**	**0.0095**	**0.019**	--	**3.9**	**59**	**0.016**	**2.9**	**0.02**	--
AMW-9	7/3/13	< 0.25	< 0.25	< 0.25	< 0.25	**5**	**63**	< 0.25	**2.7**	< 0.25	--
AMW-9	12/11/13	< 0.1	< 0.1	< 0.1	< 0.1	**2.6**	**22**	< 0.1	**1.3**	< 0.1	--
AMW-9	6/21/16	not sampled - permanganate present									
AMW-9	12/5/16	< 0.005	< 0.005	< 0.005	< 0.005	**2.1**	**9.7**	< 0.005	**0.40**	< 0.002	**0.019 J**
AMW-10	12/13/13	< 0.1	< 0.1	< 0.1	< 0.1	**2.6**	**22**	< 0.3	**3.3**	< 0.3	--
AMW-10	3/8/02	< 0.005	< 0.005	< 0.005	--	< 0.005	**0.728**	--	< 0.005	< 0.005	--
AMW-10	8/2/02	< 0.005	< 0.005	< 0.005	--	< 0.005	**0.927**	--	< 0.005	< 0.005	--
AMW-10	6/17/03	< 0.005	< 0.005	< 0.005	--	< 0.005	**22**	--	< 0.005	< 0.005	--
AMW-10	1/6/04	< 0.005	< 0.005	< 0.005	--	**0.031**	**28**	--	**0.049**	--	--
AMW-10	6/3/04	< 2.5	< 2.5	< 2.5	--	< 2.5	**52**	--	< 2.5	--	--
AMW-10	1/19/05	< 2.5	< 2.5	< 2.5	--	< 2.5	**35**	--	< 2.5	--	--
AMW-10	8/28/05	< 2.5	< 2.5	< 2.5	--	< 2.5	**46**	--	< 2.5	--	--
AMW-10	5/31/06	< 0.005	< 0.005	< 0.005	--	**0.026**	**53**	--	**0.17**	--	--
AMW-10	4/3/07	< 0.5	< 0.5	< 0.5	--	< 0.5	**49**	--	< 0.5	--	--
AMW-10	4/29/08	< 0.005	< 0.005	< 0.005	--	**0.014**	**15**	--	**0.063**	--	--
AMW-10	12/9/08	< 0.005	< 0.005	< 0.005	--	**0.026**	**55**	--	**0.16**	--	--
AMW-10	7/28/09	< 0.005	< 0.005	< 0.005	--	< 0.005	**26**	--	**0.12**	--	--
AMW-10	4/5/10	< 0.005	< 0.005	< 0.005	--	**0.0081**	**4.8**	--	**0.031**	--	--
AMW-10	11/29/10	< 0.25	< 0.25	< 0.25	--	< 0.25	**32**	--	< 0.25	--	--
AMW-10	5/27/11	< 0.005	< 0.005	< 0.005	--	**0.047**	**4.2**	--	**0.054**	--	--
AMW-10	11/14/11	< 0.026	< 0.02	< 0.059	--	< 0.017	**31**	--	--	--	--
AMW-10	10/11/12	< 0.005	< 0.005	< 0.005	--	**0.021**	**14**	< 0.005	**0.096**	< 0.002	--
AMW-10	7/1/13	< 0.01	< 0.01	< 0.01	< 0.01	**0.01**	**2.5**	< 0.01	**0.027**	< 0.01	--
AMW-10	12/5/13	< 0.001	< 0.001	< 0.001	< 0.001	**0.0099**	**4.4**	< 0.001	**0.042**	< 0.001	--
AMW-10	6/24/14	< 0.001	< 0.001	< 0.001	< 0.001	**0.018**	**2.7**	< 0.001	**0.048**	< 0.001	--
AMW-10	12/16/14	< 0.005	< 0.005	< 0.005	< 0.005	**0.014**	**12**	< 0.005	**0.064**	< 0.002	< 0.005
AMW-10	3/18/15*	< 0.25	< 0.25	< 0.25	< 0.25	< 0.25	**13**	< 0.25	< 0.25	< 0.1	< 0.005
AMW-10	6/22/15*	< 0.025	< 0.025	< 0.025	< 0.025	**0.0156 J**	**31.8**	< 0.025	**0.0535**	< 0.025	**0.0057**
AMW-10	12/9/15*	< 0.25	< 0.25	< 0.25	< 0.25	< 0.25	**22.6**	< 0.25	< 0.25	< 0.25	**0.0041**
AMW-10	6/21/16	not sampled - permanganate present									
AMW-10	12/5/16*	< 0.025	< 0.025	< 0.036	< 0.024	< 0.027	**19**	< 0.022	< 0.035	< 0.042	< 0.090
AMW-11D	1/21/02	--	--	--	--	--	< 0.005	--	--	--	--
AMW-11D	3/8/02	< 0.005	< 0.005	< 0.005	--	< 0.005	**0.0338**	--	< 0.005	< 0.005	--
AMW-11D	8/2/02	< 0.005	< 0.005	< 0.005	--	< 0.005	**0.0122**	--	< 0.005	< 0.005	--
AMW-11D	6/17/03	< 0.005	< 0.005	< 0.005	--	< 0.005	< 0.005	--	< 0.005	< 0.005	--
AMW-11D	1/6/04	< 0.005	< 0.005	< 0.005	--	< 0.005	< 0.005	--	< 0.005	--	--
AMW-11D	6/3/04	< 0.005	< 0.005	< 0.005	--	< 0.005	< 0.005	--	< 0.005	--	--
AMW-11D	1/19/05	< 0.005	< 0.005	< 0.005	--	< 0.005	< 0.005	--	< 0.005	--	--
AMW-11D	8/28/05	< 0.005	< 0.005	< 0.005	--	< 0.005	< 0.005	--	< 0.005	--	--
AMW-11D	5/31/06	< 0.005	< 0.005	< 0.005	--	< 0.005	< 0.005	--	< 0.005	--	--
AMW-11D	4/3/07	< 0.005	< 0.005	< 0.005	--	< 0.005	< 0.005	--	< 0.005	--	--
AMW-11D	4/29/08	< 0.005	< 0.005	< 0.005	--	< 0.005	< 0.005	--	< 0.005	--	--
AMW-11D	12/9/08	< 0.005	< 0.005	< 0.005	--	< 0.005	< 0.005	--	< 0.005	--	--
AMW-11D	7/28/09	< 0.005	< 0.005	< 0.005	--	< 0.005	< 0.005	--	< 0.005	--	--
AMW-11D	4/5/10	< 0.005	< 0.005	< 0.005	--	< 0.005	< 0.005	--	< 0.005	--	--
AMW-11D	11/29/10	< 0.005	< 0.005	< 0.005	--	< 0.005	< 0.005	--	< 0.005	--	--
AMW-11D	5/27/11	< 0.005	< 0.005	< 0.005	--	< 0.005	**0.025**	--	< 0.005	--	--
AMW-11D	11/14/11	< 0.005	< 0.005	< 0.005	--	< 0.005	< 0.005	--	< 0.005	--	--
AMW-11D	10/11/12	< 0.005	< 0.005	< 0.005	--	< 0.005	< 0.005	< 0.005	< 0.005	< 0.002	--
AMW-11D	6/20/13	< 0.001	< 0.001	< 0.001	< 0.001	< 0.001	**0.0011**	< 0.001	< 0.001	< 0.001	--
AMW-11D	12/5/13	< 0.001	< 0.001	< 0.001	< 0.001	< 0.001	< 0.001	< 0.001	< 0.001	< 0.001	--
AMW-11D	6/17/14	< 0.001	< 0.001	< 0.001	< 0.001	< 0.001	**0.019**	< 0.001	< 0.001	< 0.001	--
AMW-11D	7/3/14	< 0.1	< 0.1	< 0.1	< 0.1	**0.41**	**25**	< 0.1	**0.52**	< 0.1	--
AMW-11D	12/17/14	< 0.005	< 0.005	< 0.005	< 0.005	< 0.005	**0.018**	< 0.005	< 0.005	< 0.002	< 0.005
AMW-11D	3/18/15	< 0.005	< 0.005	< 0.005	< 0.005	< 0.005	**0.022**	< 0.005	< 0.005	< 0.002	< 0.005
AMW-11D	6/22/15	< 0.001	< 0.001	< 0.001	< 0.001	< 0.001	**0.006**	< 0.001	< 0.001	< 0.001	< 0.002
AMW-11D	12/14/15	< 0.001	< 0.001	< 0.001	< 0.001	< 0.001	**0.0064**	< 0.001	< 0.001	< 0.001	< 0.002
AMW-11D	6/22/16	< 0.005	< 0.005	< 0.005	< 0.005	< 0.005	**0.007**	< 0.005	< 0.005	< 0.002	< 0.002
AMW-11D	12/5/16	< 0.005	< 0.005	< 0.005	< 0.005	< 0.005	**0.01**	< 0.005	< 0.005	< 0.002	< 0.002
AMW-12	3/7/02	**0.121**	**0.032**	**0.0562**	--	**0.11**	**3.18**	--	**0.0964**	< 0.005	--
AMW-12	8/2/02	**0.178**	**0.0328**	**0.0996**	--	**0.074**	**4.62**	--	**0.0627**	< 0.005	--
AMW-12	6/18/03	**0.25**	**0.045**	**0.11**	--	**0.094**	**8.7**	--	**0.092**	< 0.005	--
AMW-12	1/6/04	**30**	< 0.5	< 0.5	--	< 0.5	< 0.5	--	< 0.5	--	--
AMW-12	6/3/04	**1.9**	< 0.5	< 0.5	--	< 0.5	**30**	--	< 0.5	--	--
AMW-12	1/19/05	< 0.5	< 0.5	< 0.5	--	< 0.5	**45**	--	< 0.5	--	--
AMW-12	8/28/05	< 2.5	< 2.5	< 2.5	--	< 2.5	**37**	--	< 2.5	--	--
AMW-12	4/29/08	**0.014**	**0.007**	**0.018**	--	**0.24**	**22**	--	**0.14**	--	--
AMW-12	12/9/08	**0.025**	**0.026**	**0.057**	--	**0.67**	**66**	--	**0.49**	--	--
AMW-12	7/28/09	**0.13**	**0.021**	**0.093**	--	**0.0095**	**75**	--	**0.7**	--	--

HISTORICAL GROUNDWATER DATA

Monitoring Well	Date	1,1,1-TCA	1,1-DCA	1,1-DCE	1,2-DCA	cis-1,2-DCE	PCE	trans-1,2-DCE	TCE	Vinyl Chloride	1,4-dioxane
		mg/L	mg/L	mg/L	mg/L	mg/L	mg/L	mg/L	mg/L	mg/L	mg/L
AMW-12	4/5/10	< 0.047	< 0.15	< 0.047	--	< 0.18	69	--	< 0.047	--	--
AMW-12	11/29/10	< 2.5	< 2.5	< 2.5	--	< 2.5	82	--	< 2.5	--	--
AMW-12	5/27/11	< 0.26	< 0.2	< 0.59	--	< 0.17	63	--	< 0.16	--	--
AMW-12	11/14/11	< 0.26	< 0.2	< 0.59	--	< 0.17	18	--	< 0.16	--	--
AMW-12	10/11/12	0.071	0.016	0.094	--	1.1	51	< 0.005	1.4	0.0066	--
AMW-12	7/3/13	< 0.1	< 0.1	< 0.1	< 0.1	0.41	25	< 0.1	0.52	< 0.1	--
AMW-12	12/10/13	0.046	< 0.01	0.042	< 0.01	0.84	37	< 0.01	1.4	< 0.01	--
AMW-12	6/27/14	0.044	< 0.02	0.029	< 0.02	0.95	31	0.037	1.3	< 0.02	--
AMW-12	7/1/14	< 0.25	< 0.25	< 0.25	< 0.25	1.8	32	< 0.25	1.1	< 0.25	--
AMW-12	12/18/14	< 2.5	< 2.5	< 2.5	< 2.5	< 2.5	63	< 2.5	< 2.5	< 1	0.0065
AMW-12	3/19/15*	0.077 J	< 0.25	< 0.25	< 0.25	0.79	34	< 0.25	1.3	< 0.1	0.0081
AMW-12	6/23/15*	0.531	0.0067	0.0572	< 0.005	0.858	27.1	0.0048 J	0.754	< 0.005	0.0093
AMW-12	12/16/15*	< 0.1	< 0.1	< 0.1	< 0.1	0.50	13.0	< 0.1	0.51	< 0.1	--
AMW-12	6/23/16*	0.065 J	< 0.012	0.089 J	< 0.012	1.7	28	< 0.011	1.3	< 0.021	< 0.045
AMW-12	12/9/16*	< 0.012	< 0.012	< 0.018	< 0.012	1.8	47	< 0.011	2.1	< 0.021	< 0.045
AMW-13	3/7/02	0.0288	0.0078	< 0.005	--	0.0967	--	--	1.8	< 0.005	--
AMW-13	8/2/02	0.0254	0.0084	< 0.005	--	0.175	83.2	--	2.27	< 0.005	--
AMW-13	6/19/03	0.087	0.014	0.06	--	--	37	--	--	< 0.005	--
AMW-13	1/6/04	0.058	0.007	0.029	--	0.093	35	--	0.19	--	--
AMW-13	6/3/04	< 2.5	< 2.5	< 2.5	--	< 2.5	66	--	< 2.5	--	--
AMW-13	1/19/05	< 2.5	< 2.5	< 2.5	--	< 2.5	66	--	< 2.5	--	--
AMW-13	8/28/05	< 2.5	< 2.5	< 2.5	--	0.34	35	--	0.3	--	--
AMW-13	5/31/06	0.038	0.008	0.037	--	0.61	52	--	0.42	--	--
AMW-13	4/3/07	< 0.01	< 0.01	< 0.01	--	0.35	38	--	0.26	--	--
AMW-13	4/29/08	0.009	0.005	0.01	--	3.2	30	--	1.4	--	--
AMW-13	12/9/08	0.008	0.006	0.017	--	3	50	--	1.7	--	--
AMW-13	7/28/09	0.009	< 0.005	0.006	--	0.008	55	--	1.7	--	--
AMW-13	4/5/10	< 0.047	0.15	< 0.15	--	2.5	73	--	1.7	--	--
AMW-13	11/29/10	< 2.5	< 2.5	< 2.5	--	< 2.5	49	--	< 0.25	--	--
AMW-13	5/27/11	< 0.26	< 0.2	< 0.59	--	2.2	47	--	1.5	--	--
AMW-13	11/14/11	< 0.51	< 0.4	< 1.2	--	--	25	--	--	--	--
AMW-13	10/11/12	< 0.005	< 0.005	0.0057	--	1.7	22	0.013	1.1	0.0035	--
AMW-13	7/1/13	< 0.25	< 0.25	< 0.25	< 0.25	1.8	32	< 0.25	1.1	< 0.25	--
AMW-13	12/5/13	0.0027	0.0017	0.0018	< 0.001	1.7	21	0.012	0.85	0.0026	--
AMW-13	6/26/14	< 0.01	< 0.01	< 0.01	< 0.01	1.4	17	< 0.01	0.7	< 0.01	--
AMW-13	7/1/14	< 0.001	< 0.001	< 0.001	< 0.001	0.0019	0.1	< 0.001	0.0016	< 0.001	--
AMW-13	12/17/14	< 0.005	< 0.005	< 0.005	< 0.005	0.89	28	0.0067	0.64	0.002	< 0.005
AMW-13	3/18/15*	< 0.050	< 0.050	< 0.050	< 0.050	1.2	22	< 0.050	0.78	< 0.020	< 0.005
AMW-13	6/22/15*	< 0.25	< 0.25	< 0.25	< 0.25	1.31	22.8	< 0.25	0.738	< 0.25	< 0.002
AMW-13	12/14/15*	< 0.2	< 0.2	< 0.2	< 0.2	1.1	22.2	< 0.2	0.67	< 0.2	< 0.002
AMW-13	6/24/16*	< 0.012	< 0.012	< 0.018	< 0.012	0.61	17	< 0.011	0.52	< 0.021	< 0.045
AMW-13	12/9/16*	< 0.012	< 0.012	< 0.018	< 0.012	0.76	26	< 0.011	0.62	< 0.021	< 0.045
AMW-14	3/6/02	< 0.005	< 0.005	< 0.005	--	< 0.005	0.884	--	0.0133	< 0.005	--
AMW-14	8/2/02	< 0.005	< 0.005	< 0.005	--	< 0.005	0.366	--	< 0.005	< 0.005	--
AMW-14	6/17/03	< 0.005	< 0.005	< 0.005	--	0.031	2	--	0.19	< 0.005	--
AMW-14	1/19/05	< 0.5	< 0.5	< 0.5	--	< 0.5	9.3	--	< 0.5	--	--
AMW-14	8/28/05	< 0.5	< 0.5	< 0.5	--	< 0.5	3.5	--	< 0.5	--	--
AMW-14	5/31/06	< 0.005	< 0.005	< 0.005	--	0.17	3	--	0.039	--	--
AMW-14	4/3/07	< 0.1	< 0.1	< 0.1	--	< 0.1	10	--	< 0.1	--	--
AMW-14	4/29/08	< 0.005	< 0.005	< 0.005	--	0.029	3.7	--	0.024	--	--
AMW-14	12/9/08	< 0.005	< 0.005	< 0.005	--	0.0056	0.43	--	0.0063	--	--
AMW-14	7/28/09	< 0.005	< 0.005	< 0.005	--	< 0.005	1.1	--	< 0.005	--	--
AMW-14	4/5/10	< 0.005	< 0.005	< 0.005	--	< 0.005	0.33	--	< 0.005	--	--
AMW-14	11/29/10	< 0.005	< 0.005	< 0.005	--	< 0.005	0.82	--	< 0.005	--	--
AMW-14	5/27/11	< 0.005	< 0.005	< 0.005	--	< 0.005	0.26	--	< 0.005	--	--
AMW-14	11/14/11	< 0.005	< 0.005	< 0.005	--	< 0.005	0.5	--	< 0.005	--	--
AMW-14	10/11/12	< 0.005	< 0.005	< 0.005	--	< 0.005	0.18	< 0.005	< 0.005	< 0.002	--
AMW-14	7/1/13	< 0.001	< 0.001	< 0.001	< 0.001	0.0019	0.1	< 0.001	0.0016	< 0.001	--
AMW-14	12/4/13	< 0.001	< 0.001	< 0.001	< 0.001	< 0.001	0.094	< 0.001	0.0011	< 0.001	--
AMW-14	6/19/14	< 0.001	< 0.001	< 0.001	< 0.001	0.023	0.091	< 0.001	0.025	< 0.001	--
AMW-14	7/2/14	< 0.001	< 0.001	< 0.001	< 0.001	0.0012	0.19	< 0.001	0.0023	< 0.001	--
AMW-14	12/17/14	< 0.005	< 0.005	< 0.005	< 0.005	< 0.005	0.15	< 0.005	0.011	< 0.002	< 0.005
AMW-14	3/17/15	< 0.005	< 0.005	< 0.005	< 0.005	0.034	0.67	< 0.005	0.026	< 0.002	< 0.005
AMW-14	6/15/15	< 0.001	< 0.001	< 0.001	< 0.001	0.103	1.51	< 0.001	0.0779	< 0.001	< 0.002
AMW-14	12/14/15*	< 0.0025	< 0.0025	< 0.0025	< 0.0025	0.034	0.29	< 0.0025	0.015	< 0.0025	< 0.002
AMW-14	6/22/16	< 0.005	< 0.005	< 0.005	< 0.005	0.045	0.83	< 0.005	0.057	< 0.002	< 0.002
AMW-14	12/9/16	< 0.005	< 0.005	< 0.005	< 0.005	< 0.005	0.13	< 0.005	< 0.005	< 0.002	< 0.002
AMW-15	3/7/02	< 0.005	< 0.005	< 0.005	--	< 0.005	0.188	--	< 0.005	< 0.005	--
AMW-15	8/2/02	< 0.005	< 0.005	< 0.005	--	< 0.005	0.136	--	< 0.005	< 0.005	--
AMW-15	6/19/03	< 0.005	< 0.005	< 0.005	--	< 0.005	0.14	--	< 0.005	< 0.005	--
AMW-15	1/6/04	< 0.005	< 0.005	< 0.005	--	< 0.005	0.75	--	0.092	--	--
AMW-15	6/3/04	< 0.05	< 0.05	< 0.05	--	< 0.05	0.63	--	< 0.05	--	--
AMW-15	1/19/05	< 0.005	< 0.005	< 0.005	--	< 0.005	0.72	--	0.0074	--	--
AMW-15	8/28/05	< 0.005	< 0.005	< 0.005	--	< 0.005	0.84	--	0.01	--	--
AMW-15	5/31/06	< 0.005	< 0.005	< 0.005	--	0.011	0.87	--	0.0099	--	--
AMW-15	4/3/07	< 0.05	< 0.05	< 0.05	--	< 0.05	0.89	--	< 0.05	--	--

HISTORICAL GROUNDWATER DATA

Monitoring Well	Date	1,1,1-TCA	1,1-DCA	1,1-DCE	1,2-DCA	cis-1,2-DCE	PCE	trans-1,2-DCE	TCE	Vinyl Chloride	1,4-dioxane
		mg/L	mg/L	mg/L	mg/L	mg/L	mg/L	mg/L	mg/L	mg/L	mg/L
AMW-15	4/29/08	< 0.005	< 0.005	< 0.005	--	< 0.005	**0.38**	--	< 0.005	--	--
AMW-15	12/9/08	< 0.005	< 0.005	< 0.005	--	**0.0061**	**0.66**	--	**0.008**	--	--
AMW-15	7/28/09	< 0.005	< 0.005	< 0.005	--	< 0.005	**1.6**	--	**0.0094**	--	--
AMW-15	4/5/10	< 0.005	< 0.005	< 0.005	--	< 0.005	**0.61**	--	< 0.005	--	--
AMW-15	11/29/10	< 0.005	< 0.005	< 0.005	--	< 0.005	**0.51**	--	**0.0059**	--	--
AMW-15	5/27/11	< 0.005	< 0.005	< 0.005	--	< 0.005	**0.46**	--	**0.0054**	--	--
AMW-15	11/14/11	< 0.005	< 0.005	< 0.005	--	< 0.005	**0.47**	--	**0.0051**	--	--
AMW-15	10/9/12	< 0.005	< 0.005	< 0.005	--	< 0.005	**0.25**	< 0.005	< 0.005	< 0.002	--
AMW-15	7/2/13	< 0.001	< 0.001	< 0.001	< 0.001	**0.0012**	**0.19**	< 0.001	**0.0023**	< 0.001	--
AMW-15	12/4/13	< 0.001	< 0.001	< 0.001	< 0.001	**0.0012**	**0.37**	< 0.001	**0.0033**	< 0.001	--
AMW-15	6/24/14	< 0.001	< 0.001	< 0.001	< 0.001	**0.004**	**0.24**	< 0.001	**0.0046**	< 0.001	--
AMW-15	12/29/15	< 0.005	< 0.005	< 0.005	< 0.005	**0.01**	**0.22**	< 0.005	< 0.005	< 0.002	< 0.005
AMW-15	3/17/15	< 0.005	< 0.005	< 0.005	< 0.005	**0.01**	**0.22**	< 0.005	**0.0058**	< 0.002	< 0.005
AMW-15	6/16/15	< 0.001	< 0.001	< 0.001	< 0.001	**0.0063**	**0.411**	< 0.001	**0.0068**	< 0.001	**0.0031**
AMW-15	12/9/15	< 0.001	< 0.001	< 0.001	< 0.001	**0.026**	**0.20**	< 0.001	**0.013**	< 0.001	< 0.002
AMW-15	6/21/16	< 0.005	< 0.005	< 0.005	< 0.005	**0.017**	**1.7**	< 0.005	**0.015**	< 0.002	< 0.002
AMW-15	12/1/16	< 0.005	< 0.005	< 0.005	< 0.005	**0.016**	**14**	< 0.005	**0.049**	< 0.002	0.0064
AMW-16	3/7/02	< 0.005	< 0.005	< 0.005	--	< 0.005	< 0.005	--	< 0.005	< 0.005	--
AMW-16	6/19/03	**0.066**	< 0.005	< 0.005	--	< 0.005	**4.7**	--	**0.049**	< 0.005	--
AMW-16	1/19/05	< 0.5	< 0.5	< 0.5	--	< 0.5	**3.9**	--	< 0.5	--	--
AMW-16	8/28/05	**0.053**	< 0.005	< 0.005	--	**0.005**	**3.3**	--	**0.046**	--	--
AMW-16	5/31/06	**0.051**	< 0.005	**0.008**	--	**0.009**	**4**	--	**0.048**	--	--
AMW-16	4/3/07	< 0.1	< 0.1	< 0.1	--	< 0.1	**3.7**	--	< 0.1	--	--
AMW-16	4/29/08	**0.028**	< 0.005	**0.013**	--	**0.026**	**6.7**	--	**0.04**	--	--
AMW-16	12/9/08	**0.031**	**0.024**	**0.024**	--	**0.052**	**19**	--	**0.1**	--	--
AMW-16	7/28/09	**0.033**	< 0.005	**0.016**	--	< 0.005	**16**	--	**0.083**	--	--
AMW-16	4/5/10	**0.043**	< 0.005	**0.022**	--	**0.014**	**6.5**	--	**0.049**	--	--
AMW-16	11/29/10	**0.023**	< 0.005	**0.0095**	--	**0.006**	**3.6**	--	**0.018**	--	--
AMW-16	5/27/11	**0.035**	< 0.005	**0.014**	--	**0.0099**	**2.8**	--	**0.026**	--	--
AMW-16	11/14/11	**0.027**	< 0.005	**0.0095**	--	< 0.005	**2.9**	--	**0.022**	--	--
AMW-16	10/10/12	**0.028**	< 0.005	**0.018**	--	< 0.005	**1.9**	< 0.005	**0.02**	< 0.002	--
AMW-16	7/2/13	**0.018**	< 0.01	< 0.01	< 0.01	< 0.01	**2.7**	< 0.01	**0.019**	< 0.01	--
AMW-16	12/4/13	**0.0094**	< 0.001	**0.0038**	< 0.001	**0.0034**	**2.7**	< 0.001	**0.017**	< 0.001	--
AMW-16	6/24/14	**0.0088**	< 0.001	**0.0038**	< 0.001	**0.0045**	**2.5**	< 0.001	**0.014**	< 0.001	
AMW-16	12/19/14	**0.0065**	< 0.005	< 0.005	< 0.005	< 0.005	**2.2**	< 0.005	**0.013**	< 0.002	< 0.005
AMW-16	3/17/15	**0.0086**	< 0.005	< 0.005	< 0.005	< 0.005	**2.6**	< 0.005	**0.015**	< 0.002	< 0.005
AMW-16	6/16/15	**0.0048**	< 0.001	**0.0032**	< 0.001	**0.0032**	**1.31**	< 0.001	**0.0107**	< 0.001	< 0.002
AMW-16	12/10/15*	< 0.01	< 0.01	< 0.01	< 0.01	< 0.01	**2.3**	< 0.01	**0.011**	< 0.01	< 0.002
AMW-16	6/22/16	0.005	< 0.005	< 0.005	< 0.005	< 0.005	**2.7**	< 0.005	**0.015**	< 0.002	< 0.002
AMW-16	12/2/16	< 0.005	< 0.005	< 0.005	< 0.005	< 0.005	**2.8**	< 0.005	**0.012**	< 0.002	< 0.002
AMW-17	3/7/02	< 0.005	< 0.005	< 0.005	--	< 0.005	< 0.005	--	< 0.005	< 0.005	--
AMW-17	6/17/03	**0.026**	< 0.005	< 0.005	--	< 0.005	< 0.005	--	< 0.005	< 0.005	--
AMW-17	1/6/04	< 0.005	< 0.005	< 0.005	--	< 0.005	< 0.005	--	< 0.005	--	--
AMW-17	6/3/04	< 0.005	< 0.005	< 0.005	--	< 0.005	< 0.005	--	< 0.005	--	--
AMW-17	1/19/05	< 0.005	< 0.005	< 0.005	--	< 0.005	< 0.005	--	< 0.005	--	--
AMW-17	8/28/05	< 0.005	< 0.005	< 0.005	--	< 0.005	< 0.005	--	< 0.005	--	--
AMW-17	5/31/06	< 0.005	< 0.005	< 0.005	--	< 0.005	< 0.005	--	< 0.005	--	--
AMW-17	4/3/07	< 0.005	< 0.005	< 0.005	--	< 0.005	< 0.005	--	< 0.005	--	--
AMW-17	4/29/08	< 0.005	< 0.005	< 0.005	--	< 0.005	< 0.005	--	< 0.005	--	--
AMW-17	12/9/08	**0.04**	< 0.005	< 0.005	--	< 0.005	< 0.005	--	< 0.005	--	--
AMW-17	7/28/09	**0.027**	< 0.005	< 0.005	--	< 0.005	< 0.005	--	< 0.005	--	--
AMW-17	4/5/10	**0.039**	< 0.005	< 0.005	--	< 0.005	< 0.005	--	< 0.005	--	--
AMW-17	11/29/10	**0.1**	< 0.005	< 0.005	--	< 0.005	**0.038**	--	< 0.005	--	--
AMW-17	5/27/11	**0.039**	< 0.005	< 0.005	--	< 0.005	**0.006**	--	< 0.005	--	--
AMW-17	11/14/11	**0.028**	< 0.005	< 0.005	--	< 0.005	< 0.005	--	< 0.005	--	--
AMW-17	10/10/12	**0.034**	< 0.005	< 0.005	--	< 0.005	< 0.005	< 0.005	< 0.005	< 0.002	--
AMW-17	6/21/13	**0.01**	< 0.001	**0.0018**	< 0.001	< 0.001	< 0.001	< 0.001	< 0.001	< 0.001	--
AMW-17	12/4/13	**0.011**	< 0.001	< 0.001	< 0.001	< 0.001	**0.001**	< 0.001	< 0.001	< 0.001	--
AMW-17	6/17/14	**0.0068**	< 0.001	< 0.001	< 0.001	< 0.001	< 0.001	< 0.001	< 0.001	< 0.001	--
AMW-17	6/15/15	**0.0113**	< 0.001	**0.0018**	< 0.001	< 0.001	**0.0083**	< 0.001	< 0.001	< 0.001	< 0.002
AMW-17	12/14/15	**0.028**	< 0.001	**0.0057**	< 0.001	< 0.001	**0.0024**	< 0.001	< 0.001	< 0.001	**0.0034**
AMW-17	6/23/16	**0.15**	< 0.005	< 0.005	< 0.005	< 0.005	< 0.005	< 0.005	< 0.005	< 0.002	**0.0052**
AMW-17	12/8/16	**0.022**	< 0.005	< 0.005	< 0.005	< 0.005	< 0.005	< 0.005	< 0.005	< 0.002	**0.0075**
AMW-18	4/24/02	< 0.005	< 0.005	< 0.005	--	< 0.005	< 0.005	--	< 0.005	< 0.005	--
AMW-18	6/17/03	< 0.005	< 0.005	< 0.005	--	< 0.005	< 0.005	--	< 0.005	< 0.005	--
AMW-18	1/6/04	< 0.005	< 0.005	< 0.005	--	< 0.005	< 0.005	--	< 0.005	--	--
AMW-18	6/3/04	< 0.005	< 0.005	< 0.005	--	< 0.005	< 0.005	--	< 0.005	--	--
AMW-18	1/19/05	< 0.005	< 0.005	< 0.005	--	< 0.005	< 0.005	--	< 0.005	--	--
AMW-18	8/28/05	< 0.005	< 0.005	< 0.005	--	< 0.005	< 0.005	--	< 0.005	--	--
AMW-18	5/31/06	< 0.005	< 0.005	< 0.005	--	< 0.005	< 0.005	--	< 0.005	--	--
AMW-18	4/3/07	< 0.005	< 0.005	< 0.005	--	< 0.005	< 0.005	--	< 0.005	--	--
AMW-18	4/29/08	< 0.005	< 0.005	< 0.005	--	< 0.005	< 0.005	--	< 0.005	--	--
AMW-18	12/9/08	--	--	--	--	--	--	--	< 0.005	--	--
AMW-18	7/28/09	< 0.005	< 0.005	< 0.005	--	< 0.005	< 0.005	--	< 0.005	--	--
AMW-18	4/5/10	< 0.005	< 0.005	< 0.005	--	< 0.005	< 0.005	--	< 0.005	--	--
AMW-18	11/29/10	< 0.005	< 0.005	< 0.005	--	< 0.005	< 0.005	--	< 0.005	--	--

HISTORICAL GROUNDWATER DATA

Monitoring Well	Date	1,1,1-TCA	1,1-DCA	1,1-DCE	1,2-DCA	cis-1,2-DCE	PCE	trans-1,2-DCE	TCE	Vinyl Chloride	1,4-dioxane
		mg/L	mg/L	mg/L	mg/L	mg/L	mg/L	mg/L	mg/L	mg/L	mg/L
AMW-18	5/27/11	< 0.005	< 0.005	< 0.005	--	< 0.005	< 0.005	--	< 0.005	--	--
AMW-18	11/14/11	< 0.005	< 0.005	< 0.005	--	< 0.005	< 0.005	--	< 0.005	--	--
AMW-18	10/9/12	< 0.005	< 0.005	< 0.005	--	< 0.005	< 0.005	< 0.005	< 0.005	< 0.002	--
AMW-18	6/20/13	< 0.001	< 0.001	< 0.001	< 0.001	< 0.001	< 0.001	< 0.001	< 0.001	< 0.001	--
AMW-18	12/4/13	< 0.001	< 0.001	< 0.001	< 0.001	< 0.001	< 0.001	< 0.001	< 0.001	< 0.001	--
AMW-18	6/23/14	< 0.001	< 0.001	< 0.001	< 0.001	< 0.001	**0.02**	< 0.001	< 0.001	< 0.001	--
AMW-18	6/15/15	< 0.001	< 0.001	< 0.001	< 0.001	< 0.001	**0.0025**	< 0.001	< 0.001	< 0.001	< 0.002
AMW-18	12/9/15	< 0.001	< 0.001	< 0.001	< 0.001	< 0.001	**0.0016**	< 0.001	< 0.001	< 0.001	< 0.002
AMW-18	6/21/16	< 0.005	< 0.005	< 0.005	< 0.005	< 0.005	< 0.005	< 0.005	< 0.005	< 0.002	< 0.002
AMW-18	11/29/16	< 0.005	< 0.005	< 0.005	< 0.005	< 0.005	< 0.005	< 0.005	< 0.005	< 0.002	0.003
AMW-19	4/24/02	< 0.005	< 0.005	< 0.005	--	< 0.005	< 0.005	--	< 0.005	< 0.005	--
AMW-19	6/17/03	< 0.005	< 0.005	< 0.005	--	< 0.005	< 0.005	--	< 0.005	< 0.005	--
AMW-19	1/6/04	< 0.005	< 0.005	< 0.005	--	< 0.005	< 0.005	--	< 0.005	--	--
AMW-19	6/3/04	< 0.005	< 0.005	< 0.005	--	< 0.005	< 0.005	--	< 0.005	--	--
AMW-19	1/19/05	< 0.005	< 0.005	< 0.005	--	< 0.005	< 0.005	--	< 0.005	--	--
AMW-19	8/28/05	< 0.005	< 0.005	< 0.005	--	< 0.005	< 0.005	--	< 0.005	--	--
AMW-19	5/31/06	< 0.005	< 0.005	< 0.005	--	< 0.005	< 0.005	--	< 0.005	--	--
AMW-19	4/3/07	< 0.005	< 0.005	< 0.005	--	< 0.005	< 0.005	--	< 0.005	--	--
AMW-19	4/29/08	< 0.005	< 0.005	< 0.005	--	< 0.005	< 0.005	--	< 0.005	--	--
AMW-19	12/9/08	< 0.005	< 0.005	< 0.005	--	< 0.005	< 0.005	--	< 0.005	--	--
AMW-19	7/28/09	< 0.005	< 0.005	< 0.005	--	< 0.005	< 0.005	--	< 0.005	--	--
AMW-19	4/5/10	< 0.005	< 0.005	< 0.005	--	< 0.005	< 0.005	--	< 0.005	--	--
AMW-19	11/29/10	< 0.005	< 0.005	< 0.005	--	< 0.005	< 0.005	--	< 0.005	--	--
AMW-19	5/27/11	< 0.005	< 0.005	< 0.005	--	< 0.005	< 0.005	--	< 0.005	--	--
AMW-19	11/14/11	< 0.005	< 0.005	< 0.005	--	< 0.005	< 0.005	--	< 0.005	--	--
AMW-19	10/9/12	< 0.005	< 0.005	< 0.005	--	< 0.005	< 0.005	< 0.005	< 0.005	< 0.002	--
AMW-19	6/21/13	< 0.001	< 0.001	< 0.001	< 0.001	< 0.001	< 0.001	< 0.001	< 0.001	< 0.001	--
AMW-19	12/12/13	< 0.001	< 0.001	< 0.001	< 0.001	< 0.001	< 0.001	< 0.001	< 0.001	< 0.001	--
AMW-19	6/23/14	< 0.001	< 0.001	< 0.001	< 0.001	< 0.001	< 0.001	< 0.001	< 0.001	< 0.001	--
AMW-19	6/16/15	< 0.001	< 0.001	< 0.001	< 0.001	< 0.001	< 0.001	< 0.001	< 0.001	< 0.001	< 0.002
AMW-19	12/8/15	< 0.001	< 0.001	< 0.001	< 0.001	< 0.001	< 0.001	< 0.001	< 0.001	< 0.001	< 0.002
AMW-19	6/22/16	< 0.005	< 0.005	< 0.005	< 0.005	< 0.005	< 0.005	< 0.005	< 0.005	< 0.002	< 0.002
AMW-19	11/29/16	< 0.005	< 0.005	< 0.005	< 0.005	< 0.005	< 0.005	< 0.005	< 0.005	< 0.002	< 0.002
AMW-20	4/24/02	< 0.005	< 0.005	< 0.005	--	< 0.005	< 0.005	--	< 0.005	< 0.005	--
AMW-20	6/17/03	< 0.005	< 0.005	< 0.005	--	< 0.005	< 0.005	--	< 0.005	< 0.005	--
AMW-20	1/6/04	< 0.005	< 0.005	< 0.005	--	< 0.005	< 0.005	--	< 0.005	--	--
AMW-20	6/3/04	< 0.005	< 0.005	< 0.005	--	< 0.005	< 0.005	--	< 0.005	--	--
AMW-20	1/19/05	< 0.005	< 0.005	< 0.005	--	< 0.005	< 0.005	--	< 0.005	--	--
AMW-20	8/28/05	< 0.005	< 0.005	< 0.005	--	< 0.005	< 0.005	--	< 0.005	--	--
AMW-20	5/31/06	< 0.005	< 0.005	< 0.005	--	< 0.005	< 0.005	--	< 0.005	--	--
AMW-20	4/3/07	< 0.005	< 0.005	< 0.005	--	< 0.005	< 0.005	--	< 0.005	--	--
AMW-20	4/29/08	< 0.005	< 0.005	< 0.005	--	< 0.005	< 0.005	--	< 0.005	--	--
AMW-20	12/9/08	< 0.005	< 0.005	< 0.005	--	< 0.005	**0.01**	--	< 0.005	--	--
AMW-20	7/28/09	< 0.005	< 0.005	< 0.005	--	< 0.005	< 0.005	--	< 0.005	--	--
AMW-20	4/5/10	< 0.005	< 0.005	< 0.005	--	< 0.005	< 0.005	--	< 0.005	--	--
AMW-20	11/29/10	< 0.005	< 0.005	< 0.005	--	< 0.005	**0.13**	--	< 0.005	--	--
AMW-20	5/27/11	< 0.005	< 0.005	< 0.005	--	< 0.005	**0.017**	--	< 0.005	--	--
AMW-20	11/14/11	< 0.005	< 0.005	< 0.005	--	< 0.005	**0.038**	--	< 0.005	--	--
AMW-20	10/10/12	--	--	--	--	--	**0.01**	--	< 0.005	--	--
AMW-20	6/20/13	< 0.001	< 0.001	< 0.001	< 0.001	< 0.001	< 0.001	< 0.001	< 0.001	< 0.001	--
AMW-20	12/5/13	< 0.001	< 0.001	< 0.001	< 0.001	< 0.001	**0.0068**	< 0.001	< 0.001	< 0.001	--
AMW-20	6/23/14	< 0.001	< 0.001	< 0.001	< 0.001	< 0.001	**0.0023**	< 0.001	< 0.001	< 0.001	--
AMW-20	12/18/14	< 0.005	< 0.005	< 0.005	< 0.005	< 0.005	**0.013**	< 0.005	< 0.005	< 0.002	< 0.005
AMW-20	3/17/15	< 0.005	< 0.005	< 0.005	< 0.005	< 0.005	**0.014**	< 0.005	< 0.005	< 0.002	< 0.005
AMW-20	6/17/15	< 0.001	< 0.001	< 0.001	< 0.001	**0.0019**	**0.0272**	< 0.001	< 0.001	< 0.001	< 0.002
AMW-20	12/11/15	< 0.001	< 0.001	< 0.001	< 0.001	**0.0030**	**0.072**	< 0.001	< 0.001	< 0.001	< 0.002
AMW-20	6/23/16	< 0.005	< 0.005	< 0.005	< 0.005	< 0.005	**0.062**	< 0.005	< 0.005	< 0.002	< 0.002
AMW-20	12/5/16	< 0.005	< 0.005	< 0.005	< 0.005	0.005	**0.17**	< 0.005	< 0.005	< 0.002	< 0.002
AMW-21	6/25/03	< 0.05	< 0.05	< 0.05	--	**0.064**	**7.1**	--	**0.11**	< 0.05	--
AMW-21	1/6/04	< 0.5	< 0.5	< 0.5	--	< 0.5	**17**	--	< 0.5	--	--
AMW-21	6/3/04	< 2.5	< 2.5	< 2.5	--	< 2.5	**19**	--	< 2.5	--	--
AMW-21	1/19/05	< 2.5	< 2.5	< 2.5	--	< 2.5	**11**	--	< 2.5	--	--
AMW-21	8/28/05	< 2.5	< 2.5	< 2.5	--	< 2.5	**11**	--	< 2.5	--	--
AMW-21	5/31/06	**0.011**	< 0.005	**0.0066**	--	**0.26**	**26**	--	**0.14**	--	--
AMW-21	4/3/07	< 0.5	< 0.5	< 0.5	--	< 0.5	**9.3**	--	< 0.5	--	--
AMW-21	4/29/08	< 0.005	< 0.005	< 0.005	--	**0.21**	**11**	--	**0.083**	--	--
AMW-21	12/9/08	< 0.005	< 0.005	**0.0069**	--	**0.86**	**36**	--	**0.47**	--	--
AMW-21	7/28/09	< 0.005	< 0.005	< 0.005	--	< 0.005	**28**	--	< 0.5	--	--
AMW-21	4/5/10	< 0.005	< 0.005	< 0.005	--	**0.43**	**21**	--	**0.35**	--	--
AMW-21	11/29/10	< 2.5	< 2.5	< 2.5	--	< 2.5	**12**	--	< 2.5	--	--
AMW-21	5/27/11	< 0.26	< 0.2	< 0.59	--	< 0.17	**12**	--	< 0.16	--	--
AMW-21	11/14/11	< 0.051	< 0.04	< 0.12	--	--	**13**	--	--	--	--
AMW-21	10/11/12	< 0.005	< 0.005	< 0.005	--	**0.2**	**7.5**	< 0.005	**0.16**	< 0.002	--
AMW-21	7/1/13	< 0.05	< 0.05	< 0.05	< 0.05	**0.2**	**8.6**	< 0.05	**0.18**	< 0.05	--
AMW-21	12/10/13	< 0.1	< 0.1	< 0.1	< 0.1	**0.22**	**86.001**	< 0.1	**0.18**	< 0.1	--
AMW-21	6/23/14	< 0.01	< 0.01	< 0.01	< 0.01	**0.52**	**15**	< 0.01	**0.32**	< 0.01	--

HISTORICAL GROUNDWATER DATA

Monitoring Well	Date	1,1,1-TCA	1,1-DCA	1,1-DCE	1,2-DCA	cis-1,2-DCE	PCE	trans-1,2-DCE	TCE	Vinyl Chloride	1,4-dioxane
		mg/L	mg/L	mg/L	mg/L	mg/L	mg/L	mg/L	mg/L	mg/L	mg/L
AMW-21	12/19/14	< 0.005	< 0.005	< 0.005	< 0.005	0.54	20	< 0.005	0.39	< 0.002	< 0.005
AMW-21	3/17/15*	< 0.25	< 0.25	< 0.25	< 0.25	0.72	22	< 0.25	0.52	< 0.1	< 0.005
AMW-21	6/18/15*	< 0.2	< 0.2	< 0.2	< 0.2	0.808	22.1	< 0.2	0.504	< 0.2	< 0.002
AMW-21	12/11/15*	< 0.2	< 0.2	< 0.2	< 0.2	0.86	17.9	< 0.2	0.40	< 0.2	< 0.002
AMW-21	6/24/16*	< 0.012	< 0.012	< 0.018	< 0.012	0.74	19	< 0.011	0.42	< 0.021	< 0.045
AMW-21	12/9/16*	< 0.012	< 0.012	< 0.018	< 0.012	0.37	13	< 0.011	0.22 J	< 0.021	< 0.045
DMW-3	2/22/95	2.9	0.032	1.1	--	< 0.01	0.002	--	< 0.01	--	--
DMW-3	3/8/99	1	0.028	0.62	--	< 0.01	< 0.005	--	< 0.01	--	--
DMW-3	10/4/00	0.92	0.027	0.75	--	< 0.005	< 0.005	--	< 0.005	--	--
DMW-3	3/14/01	0.47	0.029	0.26	--	< 0.005	< 0.005	--	< 0.005	--	--
DMW-3	10/9/01	1.4	0.03	1.1	--	< 0.005	1.4	--	< 0.005	--	--
DMW-3	3/5/02	0.53	0.026	0.64	--	< 0.005	< 0.005	--	< 0.005	--	--
DMW-3	11/12/02	0.57	0.025	0.6	--	< 0.005	0.0054	--	< 0.005	--	--
DMW-3	6/17/03	0.36	0.032	0.37	--	< 0.005	< 0.005	--	< 0.005	--	--
DMW-3	1/6/04	0.68	0.026	0.79	--	< 0.005	< 0.005	--	< 0.005	--	--
DMW-3	6/3/04	0.77	0.017	0.59	--	< 0.005	< 0.005	--	< 0.005	--	--
DMW-3	1/19/05	0.33	0.017	0.63	--	< 0.005	< 0.005	--	< 0.005	--	--
DMW-3	8/28/05	0.42	0.018	0.39	--	< 0.005	< 0.005	--	< 0.005	--	--
DMW-3	5/31/06	0.24	0.016	0.37	--	0.0079	0.0073	--	< 0.005	--	--
DMW-3	4/3/07	0.16	0.014	0.23	--	0.021	0.011	--	< 0.005	--	--
DMW-3	4/29/08	0.18	0.016	0.27	--	0.016	0.012	--	< 0.005	--	--
DMW-3	12/9/08	0.19	0.012	0.5	--	0.01	0.012	--	< 0.005	--	--
DMW-3	7/28/09	0.19	0.017	0.28	--	0.022	0.052	--	0.0096	--	--
DMW-3	4/5/10	0.18	0.012	0.31	--	0.033	0.063	--	0.01	--	--
DMW-3	11/29/10	0.13	0.006	0.38	--	0.012	0.17	--	0.0053	--	--
DMW-3	5/27/11	0.21	0.012	0.35	--	0.027	0.082	--	0.0066	--	--
DMW-3	11/14/11	0.11	0.0067	0.19	--	0.021	0.097	--	0.006	--	--
DMW-3	7/3/13	0.12	0.013	0.22	< 0.01	0.13	0.59	< 0.01	0.17	< 0.01	--
DMW-3	7/3/13	0.12	0.013	0.22	< 0.01	0.13	0.58	< 0.01	0.17	< 0.01	--
DMW-3	12/5/13	0.057	0.0065	0.078	< 0.001	0.094	0.31	0.0014	0.025	< 0.001	--
DMW-3	6/18/14	0.12	0.013	0.21	< 0.001	0.23	0.69	0.0013	0.058	< 0.001	--
DMW-3	6/23/15*	0.102	0.0098	0.182	0.00063 J	0.55	2.08	0.0048 J	0.225	< 0.005	0.108
DMW-3	12/14/15*	0.13	< 0.05	0.17	< 0.05	0.69	3.2	< 0.05	0.19	< 0.05	0.11
DMW-3	6/23/16*	0.14 J	< 0.012	0.28	< 0.012	0.67	3.7	< 0.011	0.33	< 0.021	0.12
DMW-3	12/6/16	0.093	0.013	0.16	< 0.005	0.69	4.4	0.0091	0.48	< 0.002	0.14
DMW-5	10/4/00	0.15	0.018	0.075	--	0.0086	< 0.005	--	< 0.005	--	--
DMW-5	3/14/01	0.098	0.029	0.15	--	0.0091	< 0.005	--	< 0.005	--	--
DMW-5	10/9/01	0.35	0.069	0.36	--	0.032	< 0.005	--	< 0.005	--	--
DMW-5	3/5/02	0.13	0.039	0.19	--	0.022	< 0.005	--	< 0.005	--	--
DMW-5	11/12/02	0.16	0.044	0.18	--	0.024	< 0.005	--	0.0092	--	--
DMW-5	6/17/03	0.085	0.031	0.13	--	0.017	< 0.005	--	< 0.005	--	--
DMW-5	1/6/04	0.09	0.029	0.13	--	0.021	0.016	--	< 0.005	--	--
DMW-5	6/3/04	0.13	0.023	0.12	--	0.016	< 0.005	--	< 0.005	--	--
DMW-5	1/19/05	0.051	0.02	0.1	--	0.014	0.007	--	< 0.005	--	--
DMW-5	8/28/05	0.049	0.016	0.089	--	0.011	< 0.005	--	< 0.005	--	--
DMW-5	5/31/06	0.046	0.02	0.095	--	0.019	0.011	--	< 0.005	--	--
DMW-5	4/3/07	0.037	0.023	0.13	--	0.036	0.035	--	0.012	--	--
DMW-5	4/29/08	0.016	0.0086	0.036	--	0.17	0.21	--	0.084	--	--
DMW-5	12/9/08	0.01	0.0084	0.051	--	0.19	0.24	--	0.075	--	--
DMW-5	7/28/09	0.064	0.022	0.1	--	0.33	0.59	--	0.25	--	--
DMW-5	4/5/10	0.038	0.015	0.072	--	0.26	0.82	--	0.32	--	--
DMW-5	11/29/10	0.026	0.014	0.082	--	0.18	0.54	--	0.21	--	--
DMW-5	5/27/11	0.028	0.019	0.078	--	0.13	0.15	--	0.083	--	--
DMW-5	11/14/11	0.014	0.0097	0.044	--	0.07	0.15	--	0.065	--	--
DMW-5	10/11/12	0.035	0.018	0.067	--	0.25	0.69	0.022	0.48	< 0.002	--
DMW-5	7/2/13	0.02	0.014	0.062	< 0.01	0.19	0.42	< 0.01	0.26	< 0.01	--
DMW-5	12/5/13	0.012	0.008	0.028	< 0.001	0.1	0.35	0.007	0.22	< 0.001	--
DMW-5	6/18/14	0.016	0.01	0.044	< 0.001	0.22	0.6	0.0086	0.49	< 0.001	--
DMW-5	6/23/15*	0.0165	0.0052	0.0286	< 0.005	0.199	0.558	0.0086	0.482	< 0.005	0.0053
DMW-5	12/14/15*	0.019	0.0062	0.035	< 0.005	0.20	0.66	0.0074	0.56	< 0.005	0.0061
DMW-5	6/23/16	0.015	0.008	0.054	< 0.005	0.15	0.31	0.005	0.30	< 0.002	0.0048
DMW-5	12/7/16	0.015	0.007	0.034	< 0.005	0.15	0.57	0.005	0.38	< 0.002	0.0088
DMW-12	3/5/02	0.053	0.0084	0.0085	--	0.03	2	--	0.012	--	--
DMW-12	11/12/02	0.14	0.016	0.029	--	0.076	11	--	0.046	--	--
DMW-12	6/17/03	< 0.5	< 0.5	< 0.5	--	< 0.5	14	--	--	--	--
DMW-12	1/6/04	0.18	0.018	0.04	--	0.08	250	--	0.077	--	--
DMW-12	6/3/04	< 2.5	< 2.5	< 2.5	--	< 2.5	36	--	< 2.5	--	--
DMW-12	1/19/05	< 2.5	< 2.5	< 2.5	--	< 2.5	12	--	< 2.5	--	--
DMW-12	8/28/05	< 2.5	< 2.5	< 2.5	--	< 2.5	4.8	--	< 2.5	--	--
DMW-12	5/31/06	0.043	0.0054	0.019	--	0.034	24	--	0.041	--	--
DMW-12	4/3/07	< 0.1	< 0.1	< 0.1	--	< 0.1	39	--	< 0.1	--	--
DMW-12	4/29/08	0.021	0.011	< 0.005	--	0.02	12	--	0.027	--	--
DMW-12	12/9/08	0.023	< 0.005	0.02	--	0.039	41	--	0.27	--	--
DMW-12	7/28/09	< 0.005	< 0.005	< 0.005	--	< 0.005	32	--	0.61	--	--
DMW-12	4/5/10	< 0.047	< 0.047	< 0.047	--	< 0.18	31	--	< 0.047	--	--
DMW-12	11/29/10	< 2.5	< 2.5	< 2.5	--	< 2.5	39	--	< 2.5	--	--

HISTORICAL GROUNDWATER DATA

Monitoring Well	Date	1,1,1-TCA	1,1-DCA	1,1-DCE	1,2-DCA	cis-1,2-DCE	PCE	trans-1,2-DCE	TCE	Vinyl Chloride	1,4-dioxane
		mg/L	mg/L	mg/L	mg/L	mg/L	mg/L	mg/L	mg/L	mg/L	mg/L
DMW-12	5/27/11	< 0.26	< 0.2	< 0.59	--	< 0.17	36	--	< 0.16	--	--
DMW-12	11/14/11	< 0.51	< 0.4	< 1.2	--	< 0.34	40	--	--	--	--
DMW-12	10/11/12	0.053	0.0056	0.047	--	0.23	43	< 0.005	0.77	< 0.002	--
DMW-12	7/1/13	< 0.1	< 0.1	< 0.1	< 0.1	0.18	34	< 0.1	0.56	< 0.1	--
DMW-12	12/11/13	< 0.1	< 0.1	< 0.1	< 0.1	0.14	40	< 0.1	0.5	< 0.1	--
DMW-12	6/19/14	0.018	< 0.01	0.015	< 0.01	0.16	33	< 0.01	0.45	< 0.01	--
DMW-12	12/19/14	0.019	< 0.005	0.02	< 0.005	0.17	50	< 0.005	0.58	< 0.002	< 0.005
DMW-12	3/17/15*	< 0.25	< 0.25	< 0.25	< 0.25	0.19 J	48	< 0.25	0.54	< 0.1	< 0.005
DMW-12	6/23/15*	< 0.5	< 0.5	< 0.5	< 0.5	0.122 J	31	< 0.5	0.375 J	< 0.5	0.0038
DMW-12	12/10/15*	< 0.25	< 0.25	< 0.25	< 0.25	0.25 J	34.9	< 0.25	0.32	< 0.25	0.0028
DMW-12	6/22/16*	<0.012	<0.012	<0.018	<0.012	0.059	10	< 0.011	0.13	< 0.021	< 0.045
DMW-12	12/9/16*	< 0.012	< 0.012	< 0.018	< 0.012	0.14 J	38	< 0.011	0.29	< 0.021	< 0.045
DMW-13	4/3/07	0.058	< 0.005	0.012	--	< 0.005	1.3	--	0.022	--	--
DMW-13	4/29/08	0.065	< 0.005	0.023	--	0.018	5.4	--	0.045	--	--
DMW-13	12/9/08	0.04	< 0.005	0.021	--	0.039	13	--	0.072	--	--
DMW-13	7/28/09	0.042	< 0.005	< 0.005	--	0.018	5.8	--	0.044	--	--
DMW-13	4/5/10	< 0.005	< 0.005	< 0.005	--	< 0.005	0.027	--	< 0.005	--	--
DMW-13	11/29/10	0.023	< 0.005	0.007	--	< 0.005	1.5	--	0.014	--	--
DMW-13	5/27/11	0.033	< 0.005	0.0096	--	< 0.005	1.3	--	0.012	--	--
DMW-13	11/14/11	0.02	< 0.005	0.0082	--	< 0.005	1.1	--	0.011	--	--
DMW-13	10/10/12	0.025	< 0.005	0.012	--	< 0.005	0.63	< 0.005	0.0088	< 0.002	--
DMW-13	7/2/13	0.017	< 0.001	0.008	< 0.001	0.0019	0.75	< 0.001	0.0071	< 0.001	--
DMW-13	12/11/13	0.012	< 0.001	0.0048	< 0.001	0.0023	0.45	< 0.001	0.0069	< 0.001	--
DMW-13	6/18/14	0.011	< 0.001	0.0054	< 0.001	0.0016	0.7	< 0.001	0.0074	< 0.001	--
DMW-13	6/17/15	0.0089	< 0.001	0.0053	< 0.001	0.0019	0.701	< 0.001	0.0085	< 0.001	< 0.002
DMW-13	12/14/15*	< 0.005	< 0.005	0.0033 J	< 0.005	< 0.005	0.94	< 0.005	0.0094	< 0.005	0.0029
DMW-13	6/24/16	0.009	< 0.005	< 0.005	< 0.005	< 0.005	1.3	< 0.005	0.011	< 0.002	< 0.002
DMW-13	12/5/16	Not sampled - Well Obstruction									
DMW-14D	4/3/07	< 0.005	< 0.005	< 0.005	--	< 0.005	< 0.005	--	< 0.005	--	--
DMW-14D	4/29/08	< 0.005	< 0.005	< 0.005	--	< 0.005	< 0.005	--	< 0.005	--	--
DMW-14D	12/9/08	< 0.005	< 0.005	< 0.005	--	< 0.005	< 0.005	--	< 0.005	--	--
DMW-14D	7/28/09	< 0.005	< 0.005	< 0.005	--	< 0.005	< 0.005	--	< 0.005	--	--
DMW-14D	4/5/10	< 0.005	< 0.005	< 0.005	--	< 0.005	< 0.005	--	< 0.005	--	--
DMW-14D	11/29/10	< 0.005	< 0.005	< 0.005	--	< 0.005	< 0.005	--	< 0.005	--	--
DMW-14D	5/27/11	< 0.005	< 0.005	< 0.005	--	< 0.005	< 0.005	--	< 0.005	--	--
DMW-14D	11/14/11	< 0.005	< 0.005	< 0.005	--	< 0.005	< 0.005	--	< 0.005	--	--
DMW-14D	10/9/12	< 0.005	< 0.005	< 0.005	--	< 0.005	< 0.005	< 0.005	< 0.005	< 0.002	--
DMW-14D	6/19/13	< 0.001	< 0.001	< 0.001	< 0.001	< 0.001	< 0.001	< 0.001	< 0.001	< 0.001	--
DMW-14D	12/6/13	< 0.001	< 0.001	< 0.001	< 0.001	< 0.001	< 0.001	< 0.001	< 0.001	< 0.001	--
DMW-14D	6/17/14	< 0.001	< 0.001	< 0.001	< 0.001	< 0.001	< 0.001	< 0.001	< 0.001	< 0.001	--
DMW-14D	6/15/15	< 0.001	< 0.001	< 0.001	< 0.001	< 0.001	< 0.001	< 0.001	< 0.001	< 0.001	< 0.002
DMW-14D	12/8/15	< 0.001	< 0.001	< 0.001	< 0.001	< 0.001	< 0.001	< 0.001	< 0.001	< 0.001	< 0.002
DMW-14D	6/21/16	< 0.005	< 0.005	< 0.005	< 0.005	< 0.005	< 0.005	< 0.005	< 0.005	< 0.002	< 0.002
DMW-14D	12/2/16	< 0.005	< 0.005	< 0.005	< 0.005	< 0.005	< 0.005	< 0.005	< 0.005	< 0.002	< 0.002
DMW-15	4/3/07	< 0.005	< 0.005	< 0.005	--	< 0.005	< 0.005	--	< 0.005	--	--
DMW-15	4/29/08	< 0.005	< 0.005	< 0.005	--	< 0.005	< 0.005	--	< 0.005	--	--
DMW-15	12/9/08	< 0.005	< 0.005	< 0.005	--	< 0.005	< 0.005	--	< 0.005	--	--
DMW-15	7/28/09	< 0.005	< 0.005	< 0.005	--	< 0.005	< 0.005	--	< 0.005	--	--
DMW-15	4/5/10	< 0.005	< 0.005	< 0.005	--	< 0.005	< 0.005	--	< 0.005	--	--
DMW-15	11/29/10	< 0.005	< 0.005	< 0.005	--	< 0.005	< 0.005	--	< 0.005	--	--
DMW-15	5/27/11	< 0.005	< 0.005	< 0.005	--	< 0.005	< 0.005	--	< 0.005	--	--
DMW-15	11/14/11	< 0.005	< 0.005	< 0.005	--	< 0.005	< 0.005	--	< 0.005	--	--
DMW-15	10/9/12	< 0.005	< 0.005	< 0.005	--	< 0.005	< 0.005	< 0.005	< 0.005	< 0.002	--
DMW-15	6/19/13	< 0.001	< 0.001	< 0.001	< 0.001	< 0.001	< 0.001	< 0.001	< 0.001	< 0.001	--
DMW-15	12/6/13	< 0.001	< 0.001	< 0.001	< 0.001	< 0.001	0.0032	< 0.001	< 0.001	< 0.001	--
DMW-15	6/17/14	< 0.001	< 0.001	< 0.001	< 0.001	< 0.001	< 0.001	< 0.001	< 0.001	< 0.001	--
DMW-15	6/15/15	< 0.001	< 0.001	< 0.001	< 0.001	< 0.001	0.0016	< 0.001	< 0.001	< 0.001	< 0.002
DMW-15	12/8/15	< 0.001	< 0.001	< 0.001	< 0.001	< 0.001	< 0.001	< 0.001	< 0.001	< 0.001	< 0.002
DMW-15	6/21/16	< 0.005	< 0.005	< 0.005	< 0.005	< 0.005	< 0.005	< 0.005	< 0.005	< 0.002	< 0.002
DMW-15	12/2/16	< 0.005	< 0.005	< 0.005	< 0.005	< 0.005	< 0.005	< 0.005	< 0.005	< 0.002	< 0.002
ARW-1	7/8/03	0.026	< 0.005	0.005	--	0.019	0.0025	--	0.013	< 0.005	--
ARW-1	10/11/12	0.013	< 0.005	0.011	--	0.16	24	< 0.005	0.44	< 0.002	--
ARW-1	7/1/13	< 0.025	< 0.025	< 0.025	< 0.025	0.11	8.2	< 0.025	0.21	< 0.025	--
ARW-1	12/10/13	0.018	< 0.01	0.012	< 0.01	0.12	23	< 0.01	0.41	< 0.01	--
ARW-1	6/19/14	0.019	< 0.01	0.012	< 0.01	0.13	22	< 0.01	0.32	< 0.01	
ARW-1	12/29/14	< 0.5	< 0.5	< 0.5	< 0.5	< 0.5	41	< 0.5	< 0.5	< 0.2	< 0.05
ARW-1	3/18/15*	< 0.25	< 0.25	< 0.25	< 0.25	< 0.25	42	< 0.25	0.56	< 0.1	< 0.005
ARW-1	6/24/15*	< 0.2	< 0.2	< 0.2	< 0.2	0.205	38.2	< 0.2	0.434	< 0.2	0.0026
ARW-1	12/10/15*	< 0.4	< 0.4	< 0.4	< 0.4	< 0.4	36.0	< 0.4	0.35 J	< 0.4	0.0027
ARW-1	6/22/16*	< 0.012	< 0.012	< 0.018	< 0.012	0.19	38	< 0.011	0.43	< 0.021	< 0.045
ARW-1	12/2/16*	< 0.012	< 0.012	< 0.018	< 0.012	0.18 J	48	< 0.011	0.38	< 0.021	< 0.045
ARW-2	7/8/03	< 5	< 5	< 5	--	< 5	23	--	< 5	< 5	--
ARW-2	10/11/12	0.01	0.011	0.016	--	1.8	11	0.0057	0.65	< 0.002	--
ARW-2	7/2/13	0.054	< 0.05	0.066	< 0.05	0.49	6.5	< 0.05	0.24	< 0.05	--
ARW-2	12/9/13	0.0028	< 0.001	0.0029	< 0.001	0.065	2.1	< 0.001	0.042	< 0.001	--
ARW-2	6/18/14	0.026	0.0028	0.024	< 0.001	0.089	2.1	0.0043	0.054	< 0.001	--

HISTORICAL GROUNDWATER DATA

Monitoring Well	Date	1,1,1-TCA	1,1-DCA	1,1-DCE	1,2-DCA	cis-1,2-DCE	PCE	trans-1,2-DCE	TCE	Vinyl Chloride	1,4-dioxane
		mg/L	mg/L	mg/L	mg/L	mg/L	mg/L	mg/L	mg/L	mg/L	mg/L
ARW-2	12/18/14	**0.019**	< 0.005	**0.018**	< 0.005	**0.073**	**1**	< 0.005	**0.044**	< 0.002	**< 0.005**
ARW-2	3/18/15	**0.03**	< 0.005	**0.017**	< 0.005	**0.13**	**1.6**	< 0.005	**0.049**	< 0.002	**< 0.005**
ARW-2	6/23/15*	**0.0311**	< 0.01	**0.0375**	< 0.01	**0.121**	**1.3**	**0.0062 J**	**0.0508**	< 0.01	**0.0047**
ARW-2	12/15/15*	**0.026**	< 0.01	**0.020**	< 0.01	**0.12**	**1.4**	**0.0059 J**	**0.054**	< 0.01	**0.0027**
ARW-2	6/21/16	not sampled - permanganate present									
ARW-2	12/6/16	**0.053**	< 0.005	**< 0.005**	< 0.005	**< 0.005**	**0.18**	**< 0.005**	**< 0.005**	< 0.002	**0.0049**
ARW-3	10/11/12	< 0.005	< 0.005	< 0.005	--	**0.069**	**4**	< 0.005	**0.064**	< 0.002	--
ARW-3	7/1/13	< 0.05	< 0.05	< 0.05	< 0.05	**0.15**	**7.3**	< 0.05	**0.12**	< 0.05	--
ARW-3	12/10/13	**0.0011**	< 0.001	< 0.001	< 0.001	**0.12**	**5.6**	**0.0011**	**0.1**	< 0.001	--
ARW-3	6/23/14	< 0.01	< 0.01	< 0.01	< 0.01	**0.33**	**9.5**	< 0.01	**0.21**	< 0.01	--
ARW-3	12/19/14	< 0.005	< 0.005	< 0.005	< 0.005	**0.16**	**7.2**	< 0.005	**0.16**	< 0.002	< 0.005
ARW-3	3/17/15	< 0.005	< 0.005	< 0.005	< 0.005	**0.074**	**3**	< 0.005	**0.055**	< 0.002	< 0.005
ARW-3	6/18/15*	< 0.025	< 0.025	< 0.025	< 0.025	**0.0999**	**2.81**	< 0.025	**0.0637**	< 0.025	< 0.002
ARW-3	12/11/15	< 0.001	< 0.001	< 0.001	< 0.001	**0.49**	**11.8**	**0.0014**	**0.27**	**0.0010**	< 0.002
ARW-3	6/24/16*	< 0.012	< 0.012	< 0.018	< 0.012	**0.82**	**20**	< 0.011	**0.47**	< 0.021	< 0.045
ARW-3	12/8/16*	< 0.012	< 0.012	< 0.018	< 0.012	**0.50**	**15**	< 0.011	**0.28**	< 0.021	< 0.045
ARW-4	7/21/03	**0.072**	**0.025**	**0.064**	--	**0.33**	**48**	--	**0.25**	< 0.005	--
ARW-4	10/11/12	**0.0077**	< 0.005	< 0.005	--	**2.2**	**56**	**0.013**	**1.6**	**0.0059**	--
ARW-4	7/1/13	< 0.25	< 0.25	< 0.25	< 0.25	**2.5**	**45**	< 0.25	**1.4**	< 0.25	--
ARW-4	12/11/13	< 0.1	< 0.1	< 0.1	< 0.1	**3**	**42**	< 0.1	**1.7**	< 0.1	--
ARW-4	6/24/15*	< 0.4	< 0.4	< 0.4	< 0.4	**2.59**	**22.6**	< 0.4	**0.86**	< 0.4	**0.002**
ARW-4	12/15/15*	< 0.2	< 0.2	< 0.2	< 0.2	**2.3**	**25.2**	< 0.2	**0.96**	< 0.2	**0.0023**
ARW-4	6/22/16*	< 0.012	< 0.012	< 0.018	< 0.012	**0.51**	**10**	< 0.011	**0.25**	< 0.021	< 0.045
ARW-4	12/9/16*	< 0.012	< 0.012	< 0.018	< 0.012	**0.48**	**14**	< 0.011	**0.27**	< 0.021	< 0.045
OBG-W2	12/12/13	**0.0013**	< 0.001	< 0.001	< 0.001	**0.0028**	**0.31**	< 0.001	**0.0039**	< 0.001	--
OBG-W2	6/27/14	**0.002**	< 0.001	< 0.001	< 0.001	< 0.001	**0.0076**	< 0.001	< 0.001	< 0.001	--
OBG-W2	6/23/15	**0.0031**	< 0.001	< 0.001	< 0.001	< 0.001	**0.0014**	< 0.001	< 0.001	< 0.001	< 0.002
OBG-W2	12/15/15	**0.0020**	< 0.001	< 0.001	< 0.001	< 0.001	**0.0015**	< 0.001	< 0.001	< 0.001	< 0.002
OBG-W2	3/28/16	Not sampled - well not included in targeted sampling event									
OBG-W2	6/23/16	< 0.005	< 0.005	< 0.005	< 0.005	< 0.005	< 0.005	< 0.005	< 0.005	< 0.002	< 0.002
OBG-W2	12/5/16	< 0.005	< 0.005	< 0.005	< 0.005	< 0.005	< 0.005	< 0.005	< 0.005	< 0.002	< 0.002
OBG-W3	12/11/13	**0.01**	< 0.001	**0.0025**	< 0.001	**0.0027**	**0.661**	< 0.001	**0.0017**	< 0.001	--
OBG-W3	6/17/14	**0.007**	< 0.001	**0.0017**	< 0.001	**0.0026**	**0.038**	< 0.001	**0.0015**	< 0.001	--
OBG-W3	6/17/15	**0.0068**	< 0.001	**0.0022**	< 0.001	**0.0021**	**0.0424**	< 0.001	**0.0013**	< 0.001	< 0.002
OBG-W3	12/14/15	**0.012**	< 0.001	**0.0038**	< 0.001	**0.0028**	**0.086**	< 0.001	**0.0024**	< 0.001	< 0.002
OBG-W3	6/23/16	**0.016**	< 0.005	**0.007**	< 0.005	< 0.005	**0.079**	< 0.005	< 0.005	< 0.002	< 0.002
OBG-W3	12/5/16	**0.011**	< 0.005	**0.005 J**	< 0.005	**0.007**	**0.13**	< 0.005	< 0.005	< 0.002	**0.0020 J**
OBG-W4	12/5/13	< 0.001	< 0.001	< 0.001	< 0.001	< 0.001	< 0.001	< 0.001	< 0.001	< 0.001	--
OBG-W4	6/17/14	< 0.001	< 0.001	< 0.001	< 0.001	< 0.001	< 0.001	< 0.001	< 0.001	< 0.001	--
OBG-W4	6/17/15	< 0.001	< 0.001	< 0.001	< 0.001	< 0.001	< 0.001	< 0.001	< 0.001	< 0.001	< 0.002
OBG-W4	12/9/15	< 0.001	< 0.001	< 0.001	< 0.001	< 0.001	< 0.001	< 0.001	< 0.001	< 0.001	< 0.002
OBG-W4	6/21/16	< 0.005	< 0.005	< 0.005	< 0.005	< 0.005	< 0.005	< 0.005	< 0.005	< 0.002	< 0.002
OBG-W4	12/2/16	< 0.005	< 0.005	< 0.005	< 0.005	< 0.005	< 0.005	< 0.005	< 0.005	< 0.002	< 0.002
OBG-W5	12/6/13	**0.0026**	**0.0026**	**0.0015**	< 0.001	**0.14**	**6.6**	< 0.001	**0.13**	< 0.001	--
OBG-W5	6/24/14	< 0.01	< 0.01	< 0.01	< 0.01	**0.16**	**6.5**	< 0.01	**0.099**	< 0.01	--
OBG-W5	12/29/14	< 0.05	< 0.05	< 0.05	< 0.05	**0.22**	**7.5**	< 0.05	**0.13**	< 0.02	< 0.005
OBG-W5	3/17/15	< 0.005	< 0.005	< 0.005	< 0.005	**0.18**	**8.7**	< 0.005	**0.13**	< 0.002	< 0.005
OBG-W5	6/15/15	**0.0019**	**0.0016**	**0.0014**	< 0.001	**0.193**	**4.79**	< 0.001	**0.122**	< 0.001	< 0.002
OBG-W5	12/9/15*	< 0.05	< 0.05	< 0.05	< 0.05	**0.14**	**4.2**	< 0.05	**0.072**	< 0.05	< 0.002
OBG-W5	6/22/16*	< 0.012	< 0.012	< 0.018	< 0.012	**0.55**	**12**	< 0.011	**0.29**	< 0.021	< 0.045
OBG-W5	12/2/16	< 0.005	< 0.005	< 0.005	< 0.005	**0.55**	**13**	< 0.005	**0.27**	< 0.002	0.016 J
OBG-W8	1/24/14	< 0.001	< 0.001	< 0.001	< 0.001	< 0.001	< 0.001	< 0.001	< 0.001	< 0.001	--
OBG-W8	6/18/14	< 0.001	< 0.001	< 0.001	< 0.001	< 0.001	< 0.001	< 0.001	< 0.001	< 0.001	--
OBG-W8	6/16/15	< 0.001	< 0.001	< 0.001	< 0.001	< 0.001	**0.0023**	< 0.001	< 0.001	< 0.001	< 0.002
OBG-W8	12/15/15	< 0.001	< 0.001	< 0.001	< 0.001	< 0.001	**0.0014**	< 0.001	< 0.001	< 0.001	< 0.002
MW-23	1/15/15	**0.034**	< 0.005	**0.04**	< 0.005	**0.22**	**0.54**	< 0.005	**0.34**	< 0.002	**0.068**
MW-23	4/15/15	< 0.005	< 0.005	< 0.005	< 0.005	**0.0091**	**0.033**	< 0.005	**0.02**	< 0.002	< 0.002
MW-23	6/22/15	< 0.001	< 0.001	< 0.001	< 0.001	**0.0015**	**0.0086**	< 0.001	**0.0033**	< 0.001	< 0.002
MW-23	12/11/15 (PDB DUP)	< 0.001	< 0.001	< 0.001	< 0.001	< 0.001	**0.0013**	< 0.001	< 0.001	< 0.001	--
MW-23	12/15/15	**0.050**	**0.0066**	**0.056**	< 0.001	**0.41**	**1.1**	**0.015**	**0.65**	< 0.001	**0.11**
MW-23	6/24/16	**0.006**	< 0.005	**0.009**	< 0.005	**0.048**	**0.098**	< 0.005	**0.081**	< 0.002	**0.014**
MW-23	12/7/16	**0.014**	< 0.005	**0.016**	< 0.005	**0.096**	**0.28**	< 0.005	**0.17**	< 0.002	**0.066**

Notes
mg/L - milligrams per liter
< - less than reporting limit
Bold - Concentration above the laboratory reporting limit
-- no data
* Elevated Detection Limit due to matrix interference
** DUP-2 data
PDB DUP - duplicate sample collected from a passive diffusion bag

HISTORICAL SURFACE WATER DATA

Constituents (mg/L)		cis-1,2-DCE	PCE	TCE	Vinyl Chloride
ISWQS (mg/L)		NA	0.0033	0.03	0.0024
Sample Location	Date				
ASW-1-UPSTREAM	10/05/12	< 0.005	< 0.005	< 0.005	< 0.002
	07/12/13	NA	< 0.001	< 0.001	NA
	12/11/13	0.0016	< 0.001	< 0.001	<0.001
	06/26/14	0.0016	< 0.001	< 0.001	< 0.001
	12/18/14	< 0.005	< 0.005	< 0.005	< 0.002
	03/16/15	< 0.005	< 0.005	< 0.005	< 0.002
	06/22/15	< 0.001	< 0.001	< 0.001	< 0.001
	12/16/15	0.0015	< 0.001	< 0.001	< 0.001
	6/27/16	< 0.005	< 0.005	< 0.005	< 0.002
	12/6/16	< 0.005	< 0.005	< 0.005	< 0.002
ASW-1	10/05/12	< 0.005	< 0.005	< 0.005	< 0.002
	07/12/13	NA	**0.052**	0.0035	NA
	12/11/13	0.015	**0.09**	0.007	0.0013
	06/26/14	0.033	**0.16**	0.014	0.0039
	12/18/14	0.066	**0.41**	**0.032**	0.006
	03/16/15	0.016	**0.23**	0.013	< 0.002
	6/22/15*	0.0836	**0.591**	**0.0412**	< 0.010
	12/16/15*	0.033	**0.36**	**0.019**	0.0019 J
	06/24/16	0.26	**1.4**	**0.18**	**0.014**
	12/6/16	0.024	**0.19**	0.012	0.002
ASW-2	10/05/12	0.027	**0.15**	0.011	0.0023
	07/12/13	NA	**0.03**	0.003	NA
	12/11/13	0.005	**0.023**	0.0024	<0.001
	06/26/14	0.004	**0.0078**	0.0012	< 0.001
	12/18/14	< 0.005	**0.026**	< 0.005	< 0.005
	03/16/15	< 0.005	**0.032**	< 0.005	< 0.002
	06/22/15	0.0029	**0.0074**	< 0.001	< 0.001
	12/16/15	0.0055	**0.035**	0.003	< 0.001
	06/24/16	< 0.005	**0.013**	< 0.005	< 0.002
	12/6/16	0.009	**0.039**	< 0.005	< 0.002
ASW-BYPASS	10/05/12	< 0.005	< 0.005	< 0.005	< 0.002
	07/12/13	NA	**0.0049**	< 0.001	NA
	12/11/13	< 0.001	0.0024	< 0.001	< 0.001
	06/26/14	< 0.001	< 0.001	< 0.001	< 0.001
	06/22/15	< 0.001	< 0.001	< 0.001	< 0.001
	12/16/15	< 0.001	0.003	< 0.001	< 0.001
	06/24/16	< 0.005	< 0.005	< 0.005	< 0.002
	12/6/16	< 0.005	**0.006**	< 0.005	< 0.002

Notes:

ISWQS - GA EPD Instream Water Quality Standards (391-3-6)
mg/L - milligrams per liter
NA - not available
Bold - concentration greater than ISWQS
J - estimated concentration
* - elevated detection limits

WENCK

Responsive partner.
Exceptional outcomes.