6th SEMI-ANNUAL PROGRESS REPORT

VOLUNTARY REMEDIATION PROGRAM

LEGION INDUSTRIES, INC.
370 MILLS ROAD
WAYNESBORO, BURKE COUNTY, GEORGIA
HSI SITE NO. 10614

Prepared for Submission to:

Georgia Environmental Protection Division
Hazardous Waste Management Branch
Suite 1066, East Tower
2 Martin Luther King Jr. Drive
Atlanta, Georgia 30334

Prepared by:

Amec Foster Wheeler Environment & Infrastructure, Inc.
2677 Buford Hwy.
Atlanta, Georgia 30324
(404) 873-4761

July 27, 2015

Amec Foster Wheeler Project No. 6121-09-0444

July 27, 2015

Mr. Jonathan Callura
Environmental Protection Division
Hazardous Site Response Program
Floyd Tower East, Suite 1066
2 Martin Luther King, Jr. Blvd.
Atlanta, Georgia 30334

Subject: **6th VRP Semi-Annual Progress Report**
Legion Industries, Inc.
Waynesboro, Burke County, Georgia
HSI Site No. 10614
Amec Foster Wheeler Project No. 6121-09-0444

Dear Mr. Callura:

On behalf of Legion Industries, Inc. (Legion), Amec Foster Wheeler Environment & Infrastructure, Inc. (Amec Foster Wheeler) respectfully submits this Semi-Annual Progress Report as required under the Georgia Voluntary Remediation Program to the Georgia Department of Natural Resources Environmental Protection Division (EPD). This report is intended for the use of Legion Industries, Inc. and for regulatory submittal, subject to the contractual terms agreed to for this project. Use of this report for purposes beyond those reasonably intended by Legion Industries, Inc. and Amec Foster Wheeler will be at the sole risk of the user.

If you have any questions and/or comments regarding the material presented in this report, please contact Steve Foley or Chuck Ferry at (404) 873-4761 or by email at steve.foley@amecfw.com or chuck.ferry@amecfw.com.

Sincerely,

Amec Foster Wheeler Environment & Infrastructure, Inc.

Stephen R. Foley, P.G.
Senior Geologist

Charles T. Ferry, P.E.
Senior Principal Engineer

cc: Mr. Charles A. Brown, Legion Industries, Inc.

Amec Foster Wheeler Environment & Infrastructure, Inc.
2677 Buford Hwy., Atlanta, Georgia 30324
Tel: (404) 873 4761
Fax: (404) 817 0183
www.amecfw.com

TABLE OF CONTENTS

Page No.

1.0 PROJECT SUMMARY 1

2.0 ADDITIONAL ASSESSMENT ACTIVITIES 3

2.1 GROUNDWATER SAMPLING AND ANALYSIS 3

2.2 GROUNDWATER ANALYSIS 3

2.3 WATER TABLE MEASUREMENTS 5

2.4 CONTAMINANT FATE AND TRANSPORT MODELING 5

3.0 OFF SITE GROUNDWATER DELINEATION 9

4.0 CONCLUSIONS 10

5.0 FUTURE ACTIONS 12

TABLES

Table 1 – Cumulative Summary of Groundwater Testing Results
Table 2 – Well Construction and Water Level Data

FIGURES

Figure 1 – Site Location Map
Figure 2 – Cumulative Groundwater Testing Results
Figure 3 – Potentiometric Surface Map – Shallow Depth
Figure 4 – Potentiometric Surface Map – Intermediate Depth

APPENDICES

Appendix A - Laboratory Data Reports
Appendix B - Field Data Sheets
Appendix C - Biochlor Output Sheets
Appendix D - Contaminant Trend Graphs
Appendix E - Registered Professional Supporting Documentation

1.0 PROJECT SUMMARY

The qualifying property (site) is located within Burke County tax parcel 073 022, addressed at 370 Mills Road Waynesboro, Georgia and is listed on the Hazardous Site Inventory (HSI) as Site No. 10614. The site covers a total of 10.54 acres and is developed with a single industrial building which covers approximately 75,000 square feet. The remainder of the site consists of small outbuildings, a gravel parking area and undeveloped grassed areas.

The site was first developed in the 1950s as a manufacturer of agricultural pesticides. In 1971, the facility was converted to the manufacture of commercial grade kitchen ware. This operation continues at the facility.

The EPD listed the site on the HSI due to the detection of a variety of volatile organic compounds (VOCs) in soil and groundwater. Subsequent assessments also identified pesticide compounds in soil and groundwater. The VOCs and pesticides constitute the constituents of concern (COCs) at this site.

The regulated substances identified in groundwater at the site include: 1,1-dichloroethane, 1,1,2-trichloroethane, 1,1-dichloroethene, 1,2,4-trichlorobenzene, 1,2-dichlorobenzene, 1,3-dichlorobenzene, 1,4-dichlorobenzene, benzene, chlorobenzene, cis-1,2-dichlorobenzene, isopropylbenzene, methylene chloride, naphthalene, tetrachloroethene, trans-1,2-dichloroethene, trichloroethene, vinyl chloride, xylenes, 4,4'-DDD, 4,4'-DDE, 4,4'-DDT, alpha-BHC, alpha chlordane, beta-BHC, delta-BHC, dieldrin, endrin, endrin ketone, gamma-BHC, gamma-chlordane and toxaphene.

Three areas of the site were identified where regulated constituents were detected in soil in excess of non-residential risk reduction standards (RRS). One such area was located inside the building, encompassing a former degreaser pit previously used in the 1970s. This area had previously been used as an outdoor pesticide storage area prior to occupancy of the site by Legion and its expansion of the building. Both VOCs and pesticides were detected in soil above the applicable risk reduction standards (RRS) in this area. The other two impacted areas were located in close proximity just south of the building. Although previous testing in this area identified low concentrations of various VOCs and pesticides, only trichloroethene was detected above the applicable RRS in two borings (SS-8 and SS-12).

Amec Foster Wheeler prepared a Voluntary Remediation Program (VRP) application for the Legion Industries Plant site that was approved by the Georgia Environmental Protection Division (EPD) in a letter dated July 25, 2012. The 1st Semi-Annual VRP Progress Report was submitted on January 25, 2013 and presented additional soil analyses performed during the period.

Amec Foster Wheeler performed remediation of the contaminated soils by excavation and disposal at an off-site facility during the 2nd semi-annual period. A chemical oxidant amendment was added at the base of the interior excavation before backfilling to enhance the in-situ bioremediation of regulated constituents within the uppermost portion of the saturated zone. The soil removal activities were completed as described in the 2nd Semi-Annual VRP Progress Report dated July 25, 2013. Soil conditions have been delineated to Type 1 RRS within the boundaries of the Legion property and further soil remediation is not needed for the continued industrial use of the property.

The 3rd, 4th and 5th Semi-Annual VRP Progress Reports focused on groundwater conditions and included the results of groundwater monitoring events, with the addition of six new wells during the 4th event. These three reports also included fate and transport modeling and were submitted to EPD on January 31, 2014, July 31, 2014 and January 23, 2015, respectively.

This report documents the continued groundwater assessment and characterization during the 6th semi-annual period.

2.0 ADDITIONAL ASSESSMENT ACTIVITIES

The additional assessment activities completed during this sixth period included a semi-annual groundwater monitoring event and an update of the groundwater fate and transport model.

2.1 GROUNDWATER SAMPLING AND ANALYSIS

The approved voluntary investigation and remediation plan (VIRP) included the sampling of groundwater from each existing monitoring well and one piezometer. Note that due to site-specific hydrogeology three well intervals have been identified on site. Wells MW-1, MW-3, MW-5, MW-6, MW-7, MW-9, MW-10, MW-11, MW-13, MW-15, MW-16, and MW-19 are shallow, wells MW-2, MW-14, MW-17, MW-18, PZ-2, PZ-4, PZ-5, and PZ-6 are intermediate depth and MW-4 and MW-12 are deep wells.

A total of nineteen wells were sampled during the current sampling event, including: MW-1, MW-2, MW-3, MW-4, MW-5, MW-6, MW-7, MW-9, MW-10, MW-11, MW-12, MW-13, MW-14, MW-15, MW-16, MW-17, MW-18, MW-19 and PZ-2. Prior to sampling, each well was purged to remove stagnant water and allow representative formation water to enter the well. The wells were purged using a peristaltic pump and Teflon lined tubing. Water quality parameters were measured during well purging and are summarized on the attached field data sheets in Appendix B. Well purging generally continued until the water quality parameters stabilized, turbidity was below 10 NTU and at least three well volumes of water had been removed. We note that, due to lower than normal groundwater levels, MW-5, MW-6. MW-9, MW-10, MW-11 and MW-19 went dry prior to three volumes of water being removed. These wells were sampled as soon as groundwater recovery was sufficient to allow sampling. Samples were collected in containers provided by the laboratory, packed on ice and maintained under chain-of-custody control from the time they were collected until they were released to the laboratory. The samples were submitted to Pace Analytical Services, Inc. for testing.

2.2 GROUNDWATER ANALYSIS

All water samples were analyzed for VOCs using EPA Method 8260B and pesticides using EPA Method 8081A. The results of the monitoring event are summarized on the attached Table 1 and on Figure 2, which include previous groundwater testing data obtained on site. Table 1 also lists the previously approved risk reduction standards (RRS) for each constituent for comparison. Complete laboratory analysis reports for this monitoring event can be found in Appendix A. Contaminant trend graphs are attached in Appendix D.

Volatile Organic Compounds

The laboratory results obtained during the current event indicated variability in VOC concentrations in groundwater throughout the site with some areas showing limited increases and others showing decreases. VOC concentrations increased in the area immediately south of the building, near the impacted soil area that was excavated in 2013 near PZ-2 but decreased significantly in nearby MW-13. The highest current TCE concentration of 46,300 µg/L was detected in PZ-2. This concentration remains below the historic high of 57,000 detected in 2009 as do the concentrations of other chlorinated VOCs (CVOCs).

Non-chlorinated VOCs at the soil remediation area inside the building in MW-19 decreased substantially since the previous sampling event from December 2014. The concentrations of CVOCs in MW-19 also decreased significantly compared to the previous monitoring event, although not nearly to the extent observed with the non-chlorinated VOCs.

Concentrations of both ethylbenzene and xylenes were the highest on site during the December 2014 monitoring event. Currently the highest results were 16 µg/L for ethylbenzene and 67.1 µg/L for xylenes.

VOC concentrations in MW-4 were very low and remained stable since the last event while those in MW-18 dropped slightly. MW-4 is a deep well located in the assumed source area. This well has not exhibited VOC concentrations in excess of their Type 1 RRS since it was first sampled in 2002, indicating vertical delineation has been achieved.

In the western portion of the site, VOC concentrations in MW-1 were slightly higher than the previous event. VOC concentrations in MW-7 were generally lower than the previous sampling event and remained below applicable RRS. VOC concentrations in MW-16 remained generally consistent with results from the previous sampling event and significantly lower than the June 2014 results. Cis-1,2-DCE and TCE were both detected for the first time in MW-9 at concentrations well below the applicable RRS. VOC concentrations in MW-6 were lower than the previous event, with only one constituent (TCE) detected at the reporting limit of 1 µg/L.

In the southern portion of the site, VOCs were not detected in MW-5 and only concentrations of cis-1,2-DCE and TCE were detected in MW-14 at concentrations consistent with previous results and well below the applicable RRS. MW-15, a shallow well located adjacent to MW-14, exhibited

a slight decrease in both cis-1,2-DCE and TCE concentrations and a slight increase in the vinyl chloride concentration.

In the eastern portion of the site, VOC concentrations were typically very low and were generally consistent with the December 2014 testing results with the exception of MW-17, which exhibited a significantly decreased concentration of TCE, while cis-1,2-DCE and vinyl chloride concentrations increased slightly. Most VOC concentrations in MW-2 remained consistent, with the exception that both cis-1,2-DCE and TCE concentrations increased to levels comparable to those observed in June 2014. TCE and toluene were detected just above their reporting limits in MW-3.

Pesticides

Pesticide concentrations in groundwater remained relatively consistent with the December 2014 testing results, with some constituent concentrations slightly higher and others slightly lower than during the previous event. No order of magnitude variations in pesticide concentrations were observed.

Pesticides were below detection limits in MW-3, MW-4, MW-5, MW-6, MW-7, MW-10, MW-14 and MW-15 during the current sampling event. Pesticides were detected but did not exceed applicable RRS in MW-9 and MW-12. One or more pesticides were detected in excess of applicable RRS in MW-1, MW-2, MW-11, MW-13, MW-16, MW-17, MW-18 and MW-19.

2.3 WATER TABLE MEASUREMENTS

Recent water level measurements have been compared to the previous comprehensive monitoring event in December 2014. In general, water levels within the shallow wells have dropped approximately 1.5 to 2 feet while water levels in the intermediate and deep wells have dropped a significant amount, typically 5 to 8 feet. The changes in the water surface elevations have been relatively consistent over the site and have not resulted in significant changes to the groundwater flow direction across the site in either the shallow or intermediate depths as illustrated on Figures 3 and 4.

2.4 CONTAMINANT FATE AND TRANSPORT MODELING

In order to evaluate the risk that regulated constituents in groundwater could impact a potential receptor within 1,000 feet of the downgradient extent of the plume and to estimate the time required to achieve compliance with applicable RRS, Amec Foster Wheeler utilized the

BIOCHLOR software to update the previous fate and transport model for the release of chlorinated VOCs (CVOCs) in groundwater on site. CVOCs are what the program is designed to address and CVOCs represent the most mobile components of the VOC plume. Because pesticides are less mobile in the subsurface environment, they have not been modeled.

BIOCHLOR utilizes a combination of site specific data and literature values to determine the various physical properties of the plume and the migration potential of chlorinated VOC constituents. The purpose of the modeling is to predict the migration pattern of a chlorinated solvent plume where no engineering controls have been implemented and monitored natural attenuation (MNA) is the groundwater remedial option.

The initial release of CVOCs to groundwater has been assumed to have occurred 40 years ago when the kitchen ware manufacturing operation began in the 1970s. This time frame appears to be reasonable based on the previous model results. CVOCs are no longer utilized on site and soils impacted above applicable RRS in the source areas have been removed. As such, the release going forward is considered to be from a decaying source.

MW-13 represents the source location for the shallow aquifer and PZ-2 the source location for the intermediate depth aquifer because this is the most upgradient location of soil impact requiring remediation. In each case the highest historic concentrations were utilized as the initial contaminant concentrations.

The model was initially developed for the 3rd semi-annual monitoring report by inputting measured parameters such as hydraulic conductivity, hydraulic gradient, soil organic carbon content, and groundwater VOC concentrations within the source area.

As illustrated on the attached updated outputs from the BIOCHLOR model, the model predicts COC concentrations in groundwater after approximately 40 years (i.e. now) that closely match conditions currently observed in wells downgradient of the source wells MW-13 and PZ-2. A 60-year model run was utilized to extend predictions for the next 20 years. The results of the modeling indicate that the downgradient extent of the shallow plume will not migrate beyond Legion's northern property boundary at concentrations in excess of applicable RRS. The intermediate depth plume may slightly exceed the RRS for vinyl chloride at the eastern property boundary but is not predicted to exceed the RRS at a distance of greater than 500 feet from the source area.

A digital copy of the model program, along with the input parameter values inserted, is attached as a compact disk in Appendix C.

A sensitivity analysis of the BIOCHLOR model input parameters has been included in this report for the first time by increasing and decreasing parameter baseline values for the calibrated model. Representative results of the analysis are shown in Table A for cis-1,2 dichloroethene in monitoring well MW-2 which is the point of demonstration well for the intermediate depth plume.

The model has several built-in default values which help explain why certain parameters have varying degrees of sensitivity. Table A shows that the model is most sensitive to changes in hydraulic conductivity, hydraulic gradient and the first order decay constant. Of these, only the decay constant has not been measured as a site-specific parameter. Table A demonstrates that the baseline model input parameters provide a good overall match for the observed conditions in the point of demonstration well.

Table A - Model Sensitivity Analysis; Calculated for June 2015 at MW-2

Hydraulic Conductivity (Baseline = 2.8 x 10^{-4} cm/sec)				
Constituent	Concentrations (mg/L)			
	2x Baseline	Baseline	0.5xBaseline*	Observed
Cis-1,2-DCE	2.25	0.192	0.005	0.145
Hydraulic Gradient (Baseline = 0.02)				
Constituent	Concentrations (mg/L)			
	2x Baseline	Baseline	0.5x Baseline	Observed
Cis-1,2-DCE	0.25	0.192	0.005	0.145
Effective Porosity (Baseline = 0.15)				
Constituent	Concentrations (mg/L)			
	1.2x Baseline	Baseline	0.8x Baseline	Observed
Cis-1,2-DCE	0.104	0.192	0.59	0.145
Longitudinal Dispersivity (Baseline = 10 feet)				
Constituent	Concentrations (mg/L)			
	1.5x Baseline	Baseline	0.5x Baseline	Observed
Cis-1,2-DCE	0.352	0.192	0.144	0.145
Transverse Dispersivity (Baseline = 0.1 x Longitudinal Dispersivity)				
Constituent	Concentrations (mg/L)			
	2x Baseline	Baseline	0.5x Baseline	Observed
Cis-1,2-DCE	0.152	0.192	0.225	0.145
Retardation Factor (Baseline = 2.03)				
Constituent	Concentrations (mg/L)			
	1.5x Baseline	Baseline	0.90x Baseline	Observed
Cis-1,2-DCE	0.206	0.192	0.179	0.145
Aquifer Matrix Density (Baseline = 1.7 gm/cm^3)				
Constituent	Concentrations (mg/L)			
	1.2x Baseline	Baseline	0.90x Baseline	Observed
Cis-1,2-DCE	0.195	0.192	0.191	0.145
Foc (Baseline = 0.0004)				
Constituent	Concentrations (mg/L)			
	1.5x Baseline	Baseline	0.85x Baseline	Observed
Cis-1,2-DCE	0.199	0.192	0.190	0.145
Koc (Baseline = 125)				
Constituent	Concentrations (mg/L)			
	1.5x Baseline	Baseline	0.5x Baseline	Observed
Cis-1,2-DCE	0.198	0.192	0.185	0.145
Biotransformation Rate Constant (Baseline = 0.02)				
Constituent	Concentrations (mg/L)			
	1.5x Baseline	Baseline	0.85x Baseline	Observed
Cis-1,2-DCE	0.138	0.192	0.268	0.145
First Order Decay Constant (Baseline = 1.4)				
Constituent	Concentrations (mg/L)			
	1.5x Baseline	Baseline	0.5x Baseline	Observed
Cis-1,2-DCE	0.053	0.192	1.13	0.145
Source Width (Baseline = 50 Ft)				
Constituent	Concentrations (mg/L)			
	1.5x Baseline	Baseline	0.85x Baseline	Observed
Cis-1,2-DCE	0.229	0.192	0.114	0.145

3.0 OFF-SITE GROUNDWATER DELINEATION

Legion is aware that the potential for off-site groundwater impacts must be addressed.

As discussed in the 5th semi-annual report:

- Access to the Helena property for additional delineation of the plume to the west is not necessary.
- It is not practicable to install delineation wells on the Synergy property and we propose that the delineation in this area be considered complete.
- The updated groundwater fate and transport model indicates that groundwater impacts will not migrate off site to the north, so access to this property is not necessary.

Legion proposes that delineation of groundwater conditions is complete.

4.0 CONCLUSIONS

Based on the results of the recent assessment and monitoring activities, we offer the following conclusions. Refer to the graphs in Appendix D for illustration of trends.

- Current groundwater monitoring results compared to previous monitoring events indicate some significant fluctuations in concentrations of VOCs in MW-1, MW-18, MW-19 and PZ-2, three of which are located near the assumed source area. Based on the prevalence of TCE degradation products (DCE and vinyl chloride), it appears that reductive dechlorination of the TCE plume is continuing. Supporting this conclusion are significant elevations in vinyl chloride concentrations in MW-18, MW-19 and PZ-2 and significant decreases in non-chlorinated VOC concentrations in MW-19, located within the assumed source area.

- VOC concentrations in well MW-7 have fluctuated slightly over time and are currently at the lowest levels observed since monitoring began in this well in 2002. Based on recent data, MW-7 may serve as a delineation well, although trichloroethene remains just above its Type 1 RRS. Pesticides have not been detected in this well.

- Pesticide concentrations have remained generally consistent with recent results, either rising or falling only slightly. Due to the nature of pesticides in the subsurface, significant migration is not expected and degradation is unlikely in the short term. However, the removal of impacted soils in the interior source area during the second semi-annual period is predicted to have a long term beneficial effect on the groundwater condition.

- Further lateral delineation of groundwater impacts in the areas south, west and north of the site is not warranted. Further delineation of impacts to the east is unwarranted due to inaccessibility of the nearby Synergy Group building and because groundwater delineation is complete in MW-10 and all COCs are below 5 µg/L in MW-11.

- VOC and pesticide impacts in groundwater have been vertically delineated in the source area immediately south of the building. Slight exceedances of the Type 1 RRS for trichloroethene and several pesticides remain in the other deep well, MW-12. None of these constituents, however, exceeds its Type 4 RRS.

- Based on the data obtained to date and the updated groundwater fate and transport modeling results, migration of the shallow or intermediate depth plumes beyond 1,000 feet

from the site boundaries is not predicted to occur. In fact, plume migration above the maximum contaminant level of any VOC more than 200 feet beyond the site boundaries is not calculated to occur within the next 20 years. Consequently, it follows that migration of VOCs to Brier Creek as the nearest environmental receptor located approximately 2.3 miles north the site will not occur in the future. These predictions are further supported by the sensitivity analysis which has confirmed good model predictability.

5.0 FUTURE ACTIONS

It is Legion's intent to meet with representatives of EPD during the 7th semi-annual period to discuss submittal of a Compliance Status Report to accomplish delisting of the site from the HSI.

GROUNDWATER SCIENTIST STATEMENT

I certify that I am a qualified groundwater scientist who has received a baccalaureate or post-graduate degree in the natural sciences or engineering, and have sufficient training and experience in groundwater hydrology and related fields, as demonstrated by state registration and completion of accredited university courses, that enable me to make sound professional judgments regarding groundwater monitoring and contaminant fate and transport. I further certify that this report was prepared in conjunction with others working my direction.

Mr. Stephen R. Foley, P.G.
Georgia Registration No. 1057

TABLES

Table 1 - Cumulative Summary of Groundwater Testing Results

Constituent	Risk Reduction Standards		MW-1									MW-2						
Date	Type 3	Type 4	4/25/2001	8/3/2001	2/19/2002	12/11/2009	12/31/2013	6/16/2014	12/17/2014	6/3/2015	DUP	11/29/2001	2/19/2002	12/11/2009	12/30/2013	6/16/2014	12/16/2014	6/5/2015
VOCs, ug/L																		
1,1-Dichloroethane	4,000	46	NT	NT	NT	<5.0	<5.0	<1.0	<10	<10	<10	NT	NT	<5.0	<5.0	<1.0	<1.0	<1.0
1,1-Dichloroethene	7	523	NT	NT	<5.0	<5.0	<5.0	**2.2**	<10	<10	<10	<20	<10	<5.0	<5.0	<1.0	<1.0	<1.0
1,2-Dichlorobenzene	600	548	NT	NT	NT	<5.0	<5.0	<1.0	<10	<10	<10	NT	NT	<5.0	<5.0	<1.0	<1.0	<1.0
1,3-Dichlorobenzene	600	548	NT	NT	NT	<5.0	<5.0	<1.0	<10	<10	<10	NT	NT	<5.0	<5.0	<1.0	<1.0	<1.0
1,4-Dichlorobenzene	70	519	NT	NT	NT	<5.0	<5.0	**1.2**	<10	<10	<10	NT	NT	<5.0	<5.0	**3.0**	**1.6**	**2.0**
1,2,4-Trichlorobenzene	70	5.79	NT	NT	NT	<5.0	<5.0	<1.0	<10	<10	<10	NT	NT	<5.0	<5.0	<1.0	<1.0	<1.0
1,1,2-Trichloroethane	5	4.6	NT	NT	NT	<5.0	<5.0	<1.0	<10	<10	<10	NT	NT	<5.0	<5.0	<1.0	<1.0	<1.0
Benzene	5	8.8	NT	NT	NT	<5.0	<5.0	<1.0	<10	<10	<10	NT	NT	<5.0	<5.0	**3.9**	**3.4**	**3.5**
Chlorobenzene	100	130	NT	NT	NT	<5.0	<5.0	**1.4**	<10	<10	<10	NT	NT	**10**	**8.6**	**11.8**	**10.2**	**12.3**
Chloroform	80	3	NT	NT	NT	<5.0	<5.0	<1.0	<10	<10	<10	NT	NT	<5.0	<5.0	<5.0	<5.0	<5.0
Chloromethane			NT	NT	NT	<5.0	<5.0	<1.0	<10	<10	<10	NT	NT	<5.0	<5.0	<5.0	<5.0	<5.0
Cis-1,2-Dichloroethene	70	200	NT	NT	**180**	**820**	**145**	**902**	**709**	**742**	**724**	**480**	**270**	**430**	**101**	**160**	**77.2**	**145**
Ethylbenzene	700	29	NT	NT	NT	<5.0	<5.0	<1.0	<10	<10	<10	NT	NT	<5.0	<5.0	**2.5**	**1.4**	**2.3**
Isopropylbenzene	5	1,000	NT	NT	NT	<5.0	<5.0	<1.0	<10	<10	<10	NT	NT	<5.0	<5.0	<1.0	<1.0	<1.0
Isopropyltoluene			NT	NT	NT	<5.0	<5.0	<1.0	<10	<10	<10	NT	NT	<5.0	<5.0	<1.0	**1.6**	<1.0
Methylene Chloride	5	0.122	NT	NT	NT	<5.0	<5.0	<2.0	<20	<20	<20	NT	NT	<5.0	<5.0	<2.0	<2.0	<2.0
Naphthalene	20	2.4	NT	NT	NT	<5.0	<5.0	<1.0	<10	<10	<10	NT	NT	<5.0	<5.0	**10.5**	<1.0	**5.5**
Tetrachloroethene	5	98	NT	NT	NT	<5.0	<5.0	**1.2**	<10	<10	<10	NT	NT	<5.0	<5.0	<1.0	<1.0	<1.0
Toluene	1000	5200	NT	NT	NT	<5.0	<5.0	<1.0	<10	<10	<10	NT	NT	<5.0	<5.0	<1.0	<1.0	<1.0
Trans-1,2-Dichloroethene	100	160	NT	NT	<5.0	<5.0	<5.0	**2.9**	<10	<10	<10	<20	<10	<5.0	<5.0	**1.1**	<1.0	<1.0
Trichloroethene	5	38	**350**	**180**	**140**	**860**	**193**	**788**	**612**	**623**	**596**	**25**	**14**	**5.6**	<5.0	**2.1**	<1.0	**2.0**
Vinyl Chloride	2	3.3	NT	NT	<10	**5**	<5.0	**160**	<10	13.9	13	<40	<20	**350**	**107**	**159**	**88.1**	**120**
Xylenes	10,000	290	NT	NT	NT	<5.0	<5.0	<1.0	<10	<10	<10	NT	NT	**18**	<10	**6.1**	**2.3**	**7.8**
Pesticides, ug/L																		
4,4'-DDD	0.1	12	NT	NT	NT	<0.10	<0.05	<0.05	<0.05	<0.05	<0.05	NT	NT	<0.10	<1.0	<1.0	<1.2	<1.2
4,4'-DDE	0.1	84	NT	NT	NT	<0.10	<0.05	<0.05	<0.05	<0.05	<0.05	NT	NT	<0.10	<1.0	<1.0	<1.2	<1.2
4,4'-DDT	0.1	8.4	NT	NT	NT	<0.10	<0.05	<0.05	<0.05	<0.05	<0.05	NT	NT	<0.10	<1.0	<1.0	<1.2	<1.2
Alpha-BHC	0.05	0.45	NT	NT	NT	**0.052**	**<0.05**	<0.05	<0.05	<0.05	<0.05	NT	NT	**2**	**6.4**	**5.3**	**7.3**	**6.5**
Beta-BHC	0.05	1.6	NT	NT	NT	**0.073**	**0.057**	**0.11**	**0.082**	**0.16**	**0.19**	NT	NT	**0.49**	**1.5**	<1.0	**1.4**	<1.2
Delta-BHC	0.05	1.6	NT	NT	NT	<0.05	<0.05	<0.05	<0.05	<0.05	<0.05	NT	NT	**1.8**	**8**	**8.1**	**8.7**	**9**
Dieldrin	0.1	0.18	NT	NT	NT	<0.10	0.076	**0.12**	**0.058**	**0.13**	**0.15**	NT	NT	**0.5**	<1.0	**1.8**	<1.2	<1.2
Endosulfan II	2	610	NT	NT	NT	<0.10	0.076	<0.05	<0.05	<0.05	<0.05	NT	NT	<0.10	<0.10	<0.10	<1.2	<1.2
Endrin	2	31	NT	NT	NT	<0.10	<0.05	<0.05	<0.05	<0.05	<0.05	NT	NT	<0.10	<1.0	<1.0	<1.2	<1.2
Endrin Ketone	0.1	ND	NT	NT	NT	**0.13**	**0.1**	**0.24**	**0.17**	**0.25**	**0.3**	NT	NT	**0.31**	<1.0	<1.0	<1.2	<1.2
Gamma-BHC	0.2	2.6	NT	NT	NT	<0.05	<0.05	<0.05	<0.05	<0.05	<0.05	NT	NT	**1.1**	**2.3**	**1.9**	**2.5**	**2.3**
Chlordane	2	8.2	NT	NT	NT	<0.05	<0.2	<0.2	<0.2	<0.2	<0.2	NT	NT	**2.22**	<4.0	<4.0	<5.0	<5.0
Toxaphene	5	2.6	NT	NT	NT	<5.0	<0.2	<0.2	<0.2	<0.2	<0.2	NT	NT	<5.0	<4.0	<4.0	<5.0	<5.0
Chlorinated Herbicides			NT	NT	NT	BRL	NT	NT	NT	NT	NT	NT	NT	BRL	NT	NT	NT	NT

NT - Not Tested
ug/L - micrograms per liter (parts per billion)

Table 1 - Cumulative Summary of Groundwater Testing Results

Constituent	Risk Reduction Standards		MW-3								MW-4							MW-5					
Date	Type 3	Type 4	4/25/2001	12/13/2001	2/19/2002	12/11/2009	12/30/2013	6/16/2014	12/16/2014	6/5/2015	2/19/2002	3/11/2009	12/10/2009	12/30/2013	6/18/2014	12/17/2014	6/4/2015	2/19/2002	12/11/2009	12/30/2013	6/18/2014	12/18/2014	6/3/2015
VOCs, ug/L																							
1,1-Dichloroethane	4,000	46	NT	NT	NT	<5.0	<5.0	<1.0	<1.0	<1.0	NT	<5.0	<5.0	NS	<1.0	<1.0	<1.0	NT	NT	<5.0	<1.0	<1.0	<1.0
1,1-Dichloroethene	7	523	NT	<5.0	<5.0	<5.0	<5.0	<1.0	<1.0	<1.0	<5.0	<5.0	<5.0	NS	<1.0	<1.0	<1.0	<5.0	<5.0	<5.0	<1.0	<1.0	<1.0
1,2-Dichlorobenzene	600	548	NT	NT	NT	<5.0	<5.0	<1.0	<1.0	<1.0	NT	<5.0	<5.0	NS	<1.0	<1.0	<1.0	NT	NT	<5.0	<1.0	<1.0	<1.0
1,3-Dichlorobenzene	600	548	NT	NT	NT	<5.0	<5.0	<1.0	<1.0	<1.0	NT	<5.0	<5.0	NS	<1.0	<1.0	<1.0	NT	NT	<5.0	<1.0	<1.0	<1.0
1,4-Dichlorobenzene	70	519	NT	NT	NT	<5.0	<5.0	<1.0	<1.0	<1.0	NT	<5.0	<5.0	NS	<1.0	<1.0	<1.0	NT	NT	<5.0	<1.0	<1.0	<1.0
1,2,4-Trichlorobenzene	70	5.79	NT	NT	NT	<5.0	<5.0	<1.0	<1.0	<1.0	NT	<5.0	<5.0	NS	<1.0	<1.0	<1.0	NT	NT	<5.0	<1.0	<1.0	<1.0
1,1,2-Trichloroethane	5	4.6	NT	NT	NT	<5.0	<5.0	<1.0	<1.0	<1.0	NT	NT	<5.0	NS	<1.0	<1.0	<1.0	NT	<5.0	<5.0	<1.0	<1.0	<1.0
Benzene	5	8.8	NT	NT	NT	<5.0	<5.0	<1.0	<1.0	<1.0	NT	<5.0	<5.0	NS	<1.0	<1.0	<1.0	NT	NT	<5.0	<1.0	<1.0	<1.0
Chlorobenzene	100	130	NT	NT	NT	<5.0	<5.0	<1.0	<1.0	<1.0	NT	NT	<5.0	NS	<1.0	<1.0	<1.0	NT	<5.0	<5.0	<1.0	<1.0	<1.0
Chloroform	80	3	NT	NT	NT	<5.0	<5.0	<1.0	<1.0	<1.0	NT	NT	<5.0	NS	<1.0	<1.0	<1.0	NT	<5.0	<5.0	<1.0	<1.0	<1.0
Chloromethane			NT	NT	NT	<5.0	<5.0	<1.0	<1.0	<1.0	NT	NT	<5.0	NS	<1.0	<1.0	<1.0	NT	<5.0	<5.0	<1.0	<1.0	<1.0
Cis-1,2-Dichloroethene	70	200	NT	<5.0	<5.0	<5.0	<5.0	<1.0	<1.0	<1.0	**15**	<5.0	<5.0	NS	**5.1**	**3.2**	**3.5**	<5.0	<5.0	<5.0	<1.0	<1.0	<1.0
Ethylbenzene	700	29	NT	NT	NT	<5.0	<5.0	<1.0	<1.0	<1.0	NT	<5.0	<5.0	NS	<1.0	<1.0	<1.0	NT	NT	<5.0	<1.0	<1.0	<1.0
Isopropylbenzene	5	1,000	NT	NT	NT	<5.0	<5.0	<1.0	<1.0	<1.0	NT	<5.0	<5.0	NS	<1.0	<1.0	<1.0	NT	NT	<5.0	<1.0	<1.0	<1.0
Isopropyltoluene			NT	NT	NT	<5.0	<5.0	<1.0	<1.0	<1.0	NT	<5.0	<5.0	NS	<1.0	<1.0	<1.0	NT	NT	<5.0	<1.0	<1.0	<1.0
Methylene Chloride	5	0.122	NT	NT	NT	<5.0	<5.0	<2.0	<2.0	<2.0	NT	<5.0	<5.0	NS	<2.0	<2.0	<2.0	NT	NT	<5.0	<2.0	<2.0	<2.0
Naphthalene	20	2.4	NT	NT	NT	<5.0	<5.0	<1.0	<1.0	<1.0	NT	<5.0	<5.0	NS	<1.0	<1.0	<1.0	NT	NT	<5.0	<1.0	<1.0	<1.0
Tetrachloroethene	5	98	NT	NT	NT	<5.0	<5.0	<1.0	<1.0	<1.0	NT	NT	<5.0	NS	<1.0	<1.0	<1.0	NT	<5.0	<5.0	<1.0	<1.0	<1.0
Toluene	1000	5200	NT	NT	NT	<5.0	<5.0	<1.0	**1.2**	**1.0**	NT	NT	<5.0	NS	<1.0	<1.0	<1.0	NT	<5.0	<5.0	<1.0	<1.0	<1.0
Trans-1,2-Dichloroethene	100	160	NT	<5.0	<5.0	<5.0	<5.0	<1.0	<1.0	<1.0	<5.0	<5.0	<5.0	NS	<1.0	<1.0	<1.0	<5.0	<5.0	<5.0	<1.0	<1.0	<1.0
Trichloroethene	5	38	<5.0	<5.0	<5.0	<5.0	<5.0	<1.0	<1.0	**1.6**	**11**	<5.0	<5.0	NS	**7.8**	**1.7**	**1.2**	<5.0	<5.0	<5.0	<1.0	<1.0	<1.0
Vinyl Chloride	2	3.3	NT	<10	<10	<2.0	<2.0	<1.0	<1.0	<1.0	<10	<10	<2.0	NS	<1.0	<1.0	<1.0	<10	<2.0	<2.0	<1.0	<1.0	<1.0
Xylenes	10,000	290	NT	NT	NT	<5.0	<5.0	<2.0	<2.0	<2.0	NT	NT	<5.0	NS	<2.0	<2.0	<2.0	NT	<5.0	<5.0	<2.0	<2.0	<2.0
Pesticides, ug/L																							
4,4'-DDD	0.1	12	NT	NT	NT	<0.10	<0.10	<0.05	<0.05	<0.05	NT	NT	<0.10	NS	<0.05	<0.05	<0.05	NT	<0.10	<0.10	<0.05	<0.05	<0.05
4,4'-DDE	0.1	84	NT	NT	NT	<0.05	<0.05	<0.05	<0.05	<0.05	NT	NT	<0.05	NS	<0.05	<0.05	<0.05	NT	<0.05	<0.05	<0.05	<0.05	<0.05
4,4'-DDT	0.1	8.4	NT	NT	NT	<0.05	<0.05	<0.05	<0.05	<0.05	NT	NT	<0.05	NS	<0.05	<0.05	<0.05	NT	<0.05	<0.05	<0.05	<0.05	<0.05
Alpha-BHC	0.05	0.45	NT	NT	NT	<0.05	<0.05	<0.05	<0.05	<0.05	NT	NT	<0.05	NS	<0.05	<0.05	<0.05	NT	<0.05	<0.05	<0.05	<0.05	<0.05
Beta-BHC	0.05	1.6	NT	NT	NT	<0.05	<0.05	<0.05	<0.05	<0.05	NT	NT	<0.05	NS	<0.05	<0.05	<0.05	NT	<0.05	<0.05	<0.05	<0.05	<0.05
Delta-BHC	0.05	1.6	NT	NT	NT	<0.05	<0.05	<0.05	<0.05	<0.05	NT	NT	<0.05	NS	<0.05	<0.05	<0.05	NT	<0.05	<0.05	<0.05	<0.05	<0.05
Dieldrin	0.1	0.18	NT	NT	NT	<0.10	<0.10	<0.05	<0.05	<0.05	NT	NT	<0.10	NS	<0.05	<0.05	<0.05	NT	<0.10	<0.10	<0.05	<0.05	<0.05
Endosulfan II	2	610	NT	NT	NT	<0.10	<0.10	<0.05	<0.05	<0.05	NT	NT	<0.10	NS	<0.05	<0.05	<0.05	NT	<0.10	<0.10	<0.05	<0.05	<0.05
Endrin	2	31	NT	NT	NT	<0.10	<0.10	<0.05	<0.05	<0.05	NT	NT	<0.10	NS	<0.05	<0.05	<0.05	NT	<0.05	<0.05	<0.05	<0.05	<0.05
Endrin Ketone	0.1	ND	NT	NT	NT	<0.10	<0.10	<0.05	<0.05	<0.05	NT	NT	<0.10	NS	<0.05	<0.05	<0.05	NT	<0.10	<0.10	<0.05	<0.05	<0.05
Gamma-BHC	0.2	2.6	NT	NT	NT	<0.05	<0.05	<0.05	<0.05	<0.05	NT	NT	<0.05	NS	<0.05	<0.05	<0.05	NT	<0.05	<0.05	<0.05	<0.05	<0.05
Chlordane	2	8.2	NT	NT	NT	<0.2	<0.2	<0.2	<0.2	<0.2	NT	NT	<0.05	NS	<0.2	<0.2	<0.2	NT	<0.05	<0.05	<0.2	<0.2	<0.2
Toxaphene	5	2.6	NT	NT	NT	<0.2	<0.2	<0.2	<0.2	<0.2	NT	NT	<5.0	NS	<0.2	<0.2	<0.2	NT	<5.0	<0.2	<0.2	<0.2	<0.2
Chlorinated Herbicides			NT	NT	NT	BRL	NT	NT	NT	NT	NT	NT	BRL	NS	NT	NT	NT	NT	BRL	NT	NT	NT	NT

NT - Not Tested
ug/L - micrograms per liter (parts per billion)

Table 1 - Cumulative Summary of Groundwater Testing Results

Constituent	Risk Reduction Standards		MW-6						MW-7								MW-8	MW-9					
Date	Type 3	Type 4	2/19/2002	3/11/2002	12/11/2009	12/31/2013	12/18/2014	6/3/2015	2/19/2002	3/11/2002	12/11/2009	12/31/2013	DUP	6/18/2014	12/18/2014	6/4/2015	2/19/2002	2/19/2002	12/11/2009	12/30/2013	6/16/2014	12/18/2014	6/5/2015
VOCs, ug/L																							
1,1-Dichloroethane	4,000	46	NT	NT	<5.0	<5.0	<1.0	<1.0	NT	NT	NS	<5.0	<5.0	<1.0	<1.0	<1.0	<5.0	NT	<5.0	<5.0	<1.0	<1.0	<1.0
1,1-Dichloroethene	7	523	<5.0	<5.0	<5.0	<5.0	<1.0	<1.0	<5.0	<5.0	NS	<5.0	<5.0	<1.0	<1.0	<1.0	<5.0	<5.0	<5.0	<5.0	<1.0	<1.0	<1.0
1,2-Dichlorobenzene	600	548	NT	NT	<5.0	<5.0	<1.0	<1.0	NT	NT	NS	<5.0	<5.0	<1.0	<1.0	<1.0	<5.0	NT	<5.0	<5.0	<1.0	<1.0	<1.0
1,3-Dichlorobenzene	600	548	NT	NT	<5.0	<5.0	<1.0	<1.0	NT	NT	NS	<5.0	<5.0	<1.0	<1.0	<1.0	<5.0	NT	<5.0	<5.0	<1.0	<1.0	<1.0
1,4-Dichlorobenzene	70	519	NT	NT	<5.0	<5.0	<1.0	<1.0	NT	NT	NS	<5.0	<5.0	<1.0	<1.0	<1.0	<5.0	NT	<5.0	<5.0	<1.0	<1.0	<1.0
1,2,4-Trichlorobenzene	70	5.79	NT	NT	<5.0	<5.0	<1.0	<1.0	NT	NT	NS	<5.0	<5.0	<1.0	<1.0	<1.0	<5.0	NT	<5.0	<5.0	<1.0	<1.0	<1.0
1,1,2-Trichloroethane	5	4.6	NT	NT	<5.0	<5.0	<1.0	<1.0	NT	NT	NS	<5.0	<5.0	<1.0	<1.0	<1.0	<5.0	NT	<5.0	<5.0	<1.0	<1.0	<1.0
Benzene	5	8.8	NT	NT	<5.0	<5.0	<1.0	<1.0	NT	NT	NS	<5.0	<5.0	<1.0	<1.0	<1.0	<5.0	NT	<5.0	<5.0	<1.0	<1.0	<1.0
Chlorobenzene	100	130	NT	NT	<5.0	<5.0	<1.0	<1.0	NT	NT	NS	<5.0	<5.0	<1.0	<1.0	<1.0	<5.0	NT	<5.0	<5.0	<1.0	<1.0	<1.0
Chloroform	80	3	NT	NT	<5.0	<5.0	<1.0	<1.0	NT	NT	NS	<5.0	<5.0	<1.0	<1.0	<1.0	<5.0	NT	<5.0	<5.0	<1.0	<1.0	<1.0
Chloromethane			NT	NT	<5.0	<5.0	<1.0	<1.0	NT	NT	NS	<5.0	<5.0	<1.0	<1.0	<1.0	<5.0	NT	<5.0	<5.0	<1.0	<1.0	<1.0
Cis-1,2-Dichloroethene	70	200	**10**	**6**	<5.0	<5.0	**5.3**	<1.0	**130**	**110**	NS	**5.5**	**7.6**	**17.4**	**11.5**	**3.9**	<5.0	<5.0	<5.0	<5.0	<1.0	<1.0	**2.8**
Ethylbenzene	700	29	NT	NT	<5.0	<5.0	<1.0	<1.0	NT	NT	NS	<5.0	<5.0	<1.0	<1.0	<1.0	<5.0	NT	<5.0	<5.0	<1.0	<1.0	<1.0
Isopropylbenzene	5	1,000	NT	NT	<5.0	<5.0	<1.0	<1.0	NT	NT	NS	<5.0	<5.0	<1.0	<1.0	<1.0	<5.0	NT	<5.0	<5.0	<1.0	<1.0	<1.0
Isopropyltoluene			NT	NT	<5.0	<5.0	<1.0	<1.0	NT	NT	NS	<5.0	<5.0	<1.0	<1.0	<1.0	<5.0	NT	<5.0	<5.0	<1.0	<1.0	<1.0
Methylene Chloride	5	0.122	NT	NT	<5.0	<5.0	<2.0	<2.0	NT	NT	NS	<5.0	<5.0	<2.0	<2.0	<2.0	<5.0	NT	<5.0	<5.0	<2.0	<2.0	<2.0
Naphthalene	20	2.4	NT	NT	<5.0	<5.0	<1.0	<1.0	NT	NT	NS	<5.0	<5.0	<1.0	<1.0	<1.0	<5.0	NT	<5.0	<5.0	<1.0	<1.0	<1.0
Tetrachloroethene	5	98	NT	NT	<5.0	<5.0	<1.0	<1.0	NT	NT	NS	<5.0	<5.0	<1.0	<1.0	<1.0	<5.0	NT	<5.0	<5.0	<1.0	<1.0	<1.0
Toluene	1000	5200	NT	NT	<5.0	<5.0	<1.0	<1.0	NT	NT	NS	<5.0	<5.0	<1.0	<1.0	<1.0	<5.0	NT	<5.0	<5.0	<1.0	<1.0	<1.0
Trans-1,2-Dichloroethene	100	160	<5.0	<5.0	<5.0	<5.0	<1.0	<1.0	NT	<5.0	NS	<5.0	<5.0	<1.0	<1.0	<1.0	<5.0	<5.0	<5.0	<5.0	<1.0	<1.0	<1.0
Trichloroethene	5	38	**17**	**11**	**14**	<5.0	**4.2**	**1**	**59**	66	NS	**7.1**	**8.7**	<1.0	**10.4**	**6.9**	<5.0	<5.0	<5.0	<5.0	<1.0	<1.0	**8.5**
Vinyl Chloride	2	3.3	<10	<10	<2.0	<2.0	<1.0	<1.0	NT	<10	NS	<5.0	<5.0	<1.0	<1.0	<1.0	<2.0	<10	<2.0	<2.0	<1.0	<1.0	<1.0
Xylenes	10,000	290	NT	NT	<5.0	<5.0	<2.0	<2.0	NT	NT	NS	<5.0	<5.0	<2.0	<2.0	<2.0	<5.0	NT	<5.0	<5.0	<2.0	<2.0	<2.0
Pesticides, ug/L																							
4,4'-DDD	0.1	12	NT	NT	<0.10	<0.10	<0.05	<0.05	NT	NT	NS	<0.10	<0.10	<0.05	<0.05	<0.05	<0.10	NT	**0.2**	**0.42**	**0.13**	<0.05	**0.088**
4,4'-DDE	0.1	84	NT	NT	<0.05	<0.05	<0.05	<0.05	NT	NT	NS	<0.05	<0.05	<0.05	<0.05	<0.05	NT	NT	**0.31**	**0.23**	**0.16**	<0.05	<0.05
4,4'-DDT	0.1	8.4	NT	NT	<0.05	<0.05	<0.05	<0.05	NT	NT	NS	<0.05	<0.05	<0.05	<0.05	<0.05	NT	NT	<0.05	<0.05	<0.05	<0.05	<0.05
Alpha-BHC	0.05	0.45	NT	NT	<0.05	<0.05	<0.05	<0.05	NT	NT	NS	<0.05	<0.05	<0.05	<0.05	<0.05	NT	NT	<0.05	<0.05	<0.05	<0.05	<0.05
Beta-BHC	0.05	1.6	NT	NT	<0.05	<0.05	<0.05	<0.05	NT	NT	NS	<0.05	<0.05	<0.05	<0.05	<0.05	NT	NT	<0.05	<0.05	<0.05	<0.05	<0.05
Delta-BHC	0.05	1.6	NT	NT	<0.05	<0.05	<0.05	<0.05	NT	NT	NS	<0.05	<0.05	<0.05	<0.05	<0.05	NT	NT	<0.05	<0.05	<0.05	<0.05	<0.05
Dieldrin	0.1	0.18	NT	NT	<0.10	<0.10	<0.05	<0.05	NT	NT	NS	<0.10	<0.10	<0.05	<0.05	<0.05	NT	NT	<0.10	<0.10	<0.05	<0.05	**0.16**
Endosulfan II	2	610	NT	NT	<0.10	<0.10	<0.05	<0.05	NT	NT	NS	<0.10	<0.10	<0.05	<0.05	<0.05	NT	NT	<0.10	<0.10	<0.05	<0.05	<0.05
Endrin	2	31	NT	NT	<0.05	<0.05	<0.05	<0.05	NT	NT	NS	<0.05	<0.05	<0.05	<0.05	<0.05	NT	NT	<0.05	<0.05	<0.05	<0.05	<0.05
Endrin Ketone	0.1	ND	NT	NT	<0.10	<0.10	<0.05	<0.05	NT	NT	NS	<0.10	<0.10	<0.05	<0.05	<0.05	NT	NT	<0.10	<0.10	<0.05	<0.05	<0.05
Gamma-BHC	0.2	2.6	NT	NT	<0.05	<0.05	<0.05	<0.05	NT	NT	NS	<0.05	<0.05	<0.05	<0.05	<0.05	NT	NT	<0.05	<0.05	<0.05	<0.05	<0.05
Chlordane	2	8.2	NT	NT	<0.05	<0.05	<0.2	<0.2	NT	NT	NS	<0.05	<0.05	<0.2	<0.2	<0.2	NT	NT	<0.05	<0.05	<0.2	<0.2	<0.2
Toxaphene	5	2.6	NT	NT	<5.0	**0.26**	<0.2	<0.2	NT	NT	NS	<0.05	<0.05	<0.2	<0.2	<0.2	NT	NT	<0.05	<0.05	<0.2	<0.2	<0.2
Chlorinated Herbicides			NT	NT	BRL	NT	NT	NT	NT	NT	NS	BRL	NT	NT	NT	NT	NT	NT	BRL	NT	NT	NT	NT

NT - Not Tested
ug/L - micrograms per liter (parts per billion)

Table 1 - Cumulative Summary of Groundwater Testing Results

Constituent	Risk Reduction Standards		MW-10						MW-11							MW-12					
Date	Type 3	Type 4	2/19/2002	3/11/2002	1/28/2010	12/31/2013	6/19/014	12/18/2014	6/4/2015	2/19/2002	1/28/2010	12/31/2013	6/18/2014	12/18/2014	6/3/2015	1/28/2010	12/30/2010	6/18/2014	DUP	12/16/2014	6/4/2015
VOCs, ug/L																					
1,1-Dichloroethane	4,000	46	NT	NT	<5.0	NS	<1.0	<1.0	<1.0	NT	<5.0	NS	<1.0	<1.0	<1.0	<5.0	<5.0	<1.0	<1.0	<1.0	<1.0
1,1-Dichloroethene	7	523	<5.0	<5.0	<5.0	NS	<1.0	<1.0	<1.0	<5.0	<5.0	NS	<1.0	<1.0	<1.0	<5.0	<5.0	<1.0	<1.0	<1.0	<1.0
1,2-Dichlorobenzene	600	548	NT	NT	<5.0	NS	<1.0	<1.0	<1.0	NT	<5.0	NS	<1.0	<1.0	<1.0	<5.0	<5.0	<1.0	<1.0	<1.0	<1.0
1,3-Dichlorobenzene	600	548	NT	NT	<5.0	NS	<1.0	<1.0	<1.0	NT	<5.0	NS	<1.0	<1.0	<1.0	<5.0	<5.0	<1.0	<1.0	<1.0	<1.0
1,4-Dichlorobenzene	70	519	NT	NT	<5.0	NS	<1.0	<1.0	<1.0	NT	<5.0	NS	<1.0	<1.0	<1.0	<5.0	<5.0	<1.0	<1.0	<1.0	<1.0
1,2,4-Trichlorobenzene	70	5.79	NT	NT	<5.0	NS	<1.0	<1.0	<1.0	NT	<5.0	NS	<1.0	<1.0	<1.0	<5.0	<5.0	<1.0	<1.0	<1.0	<1.0
1,1,2-Trichloroethane	5	4.6	NT	NT	<5.0	NS	<1.0	<1.0	<1.0	NT	<5.0	NS	<1.0	<1.0	<1.0	<5.0	<5.0	<1.0	<1.0	<1.0	<1.0
Benzene	5	8.8	NT	NT	<5.0	NS	<1.0	<1.0	<1.0	NT	<5.0	NS	<1.0	<1.0	<1.0	<5.0	<5.0	<1.0	<1.0	<1.0	<1.0
Chlorobenzene	100	130	NT	NT	<5.0	NS	<1.0	<1.0	<1.0	NT	<5.0	NS	<1.0	<1.0	<1.0	<5.0	<5.0	<1.0	<1.0	<1.0	<1.0
Chloroform	80	3	NT	NT	<5.0	NS	<1.0	<1.0	<1.0	NT	<5.0	NS	<1.0	<1.0	<1.0	<5.0	<5.0	<1.0	<1.0	<1.0	<1.0
Chloromethane			NT	NT	<5.0	NS	<1.0	<1.0	<1.0	NT	<5.0	NS	<1.0	<1.0	<1.0	<5.0	<5.0	<1.0	<1.0	<1.0	<1.0
Cis-1,2-Dichloroethene	70	200	<5.0	<5.0	<5.0	NS	<1.0	<1.0	<1.0	<5.0	<5.0	NS	<1.0	**6.2**	**2.3**	<5.0	<5.0	**2.1**	**2.4**	**3.4**	**2.6**
Ethylbenzene	700	29	NT	NT	<5.0	NS	<1.0	<1.0	<1.0	NT	<5.0	NS	<1.0	<1.0	<1.0	<5.0	**8.3**	**12.4**	**13.2**	<1.0	<1.0
Isopropylbenzene	5	1,000	NT	NT	<5.0	NS	<1.0	<1.0	<1.0	NT	<5.0	NS	<1.0	<1.0	<1.0	<5.0	<5.0	<1.0	<1.0	<1.0	<1.0
Isopropyltoluene			NT	NT	<5.0	NS	<1.0	<1.0	<1.0	NT	<5.0	NS	<1.0	<1.0	<1.0	<5.0	<5.0	<1.0	<1.0	<1.0	<1.0
Methylene Chloride	5	0.122	NT	NT	<5.0	NS	<2.0	<2.0	<2.0	NT	<5.0	NS	<2.0	<2.0	<2.0	<5.0	<5.0	<2.0	<2.0	<2.0	<2.0
Naphthalene	20	2.4	NT	NT	<5.0	NS	<1.0	<1.0	<1.0	NT	<5.0	NS	**1.0**	**3.4**	**2.3**	<5.0	<5.0	<1.0	<1.0	<1.0	<1.0
Tetrachloroethene	5	98	NT	NT	<5.0	NS	<1.0	<1.0	<1.0	NT	<5.0	NS	<1.0	<1.0	<1.0	<5.0	<5.0	<1.0	<1.0	<1.0	<1.0
Toluene	1000	5200	NT	NT	<5.0	NS	<1.0	<1.0	<1.0	NT	<5.0	NS	<1.0	<1.0	<1.0	<5.0	<5.0	<1.0	<1.0	<1.0	<1.0
Trans-1,2-Dichloroethene	100	160	<5.0	<5.0	<5.0	NS	<1.0	<1.0	<1.0	<5.0	<5.0	NS	<1.0	<1.0	<1.0	<5.0	<5.0	<1.0	<1.0	<1.0	<1.0
Trichloroethene	5	38	**16**	**11**	<5.0	NS	<1.0	**1.0**	<1.0	<5.0	<5.0	NS	<1.0	**5.7**	**2.8**	<5.0	<5.0	<1.0	<1.0	**21.2**	**17.4**
Vinyl Chloride	2	3.3	<10	<10	<2.0	NS	<1.0	<1.0	<1.0	<10	<2.0	NS	<1.0	<1.0	<1.0	<2.0	<2.0	<1.0	<1.0	<1.0	<1.0
Xylenes	10,000	290	NT	NT	<5.0	NS	<2.0	<2.0	<2.0	NT	<5.0	NS	<2.0	<2.0	<2.0	<5.0	<5.0	<2.0	<2.0	<2.0	<2.0
Pesticides, ug/L																					
4,4'-DDD	0.1	12	NT	NT	<0.10	NS	<0.05	<0.05	<0.05	NT	<0.10	NS	<0.5	**0.54**	<0.5	<0.10	<0.05	<0.05	<0.05	<0.05	<0.05
4,4'-DDE	0.1	84	NT	NT	<0.05	NS	<0.05	<0.05	<0.05	NT	<0.10	NS	<0.5	<0.2	<0.5	<0.05	<0.05	<0.05	<0.05	<0.05	<0.05
4,4'-DDT	0.1	8.4	NT	NT	<0.10	NS	<0.05	<0.05	<0.05	NT	**0.15**	NS	<0.5	<0.2	<0.5	<0.10	<0.05	<0.05	<0.05	<0.05	<0.05
Alpha-BHC	0.05	0.45	NT	NT	<0.05	NS	<0.05	<0.05	<0.05	NT	**0.33**	NS	**0.79**	**1.0**	**1.2**	**0.11**	**0.11**	<0.05	<0.05	**0.073**	**0.18**
Beta-BHC	0.05	1.6	NT	NT	<0.05	NS	<0.05	<0.05	<0.05	NT	**0.11**	NS	<0.5	**0.52**	<0.5	<0.05	<0.05	<0.05	<0.05	<0.05	<0.05
Delta-BHC	0.05	1.6	NT	NT	<0.05	NS	<0.05	<0.05	<0.05	NT	**0.35**	NS	**0.79**	**1.2**	<0.5	**0.08**	**0.076**	**0.055**	**0.072**	**0.058**	**0.095**
Dieldrin	0.1	0.18	NT	NT	<0.10	NS	<0.05	<0.05	<0.05	NT	**0.72**	NS	**1.3**	**0.72**	<0.5	<0.10	<0.10	<0.10	<0.05	<0.05	<0.05
Endosulfan II	2	610	NT	NT	<0.10	NS	<0.05	<0.05	<0.05	NT	**0.4**	NS	<0.5	<0.2	<0.5	<0.10	<0.10	<0.10	<0.05	<0.05	<0.05
Endrin	2	31	NT	NT	<0.05	NS	<0.05	<0.05	<0.05	NT	<0.05	NS	<0.5	<0.2	<0.5	<0.05	<0.05	<0.05	<0.05	<0.05	<0.05
Endrin Ketone	0.1	ND	NT	NT	<0.10	NS	<0.05	<0.05	<0.05	NT	**2.3**	NS	**3**	**2.4**	**3.4**	<0.10	<0.10	<0.10	<0.05	<0.05	<0.05
Gamma-BHC	0.2	2.6	NT	NT	<0.05	NS	<0.05	<0.05	<0.05	NT	**0.22**	NS	<0.5	**0.42**	**0.56**	**0.25**	**0.29**	**0.13**	**0.16**	**0.2**	**0.44**
Chlordane	2	8.2	NT	NT	<0.05	NS	<0.2	<0.2	<0.2	NT	<0.05	NS	<2.0	<0.8	<2.0	<0.05	<0.05	<0.05	<0.2	<0.2	<0.2
Toxaphene	5	2.6	NT	NT	<5.0	NS	<0.2	<0.2	<0.2	NT	<5.0	NS	<2.0	<0.8	<2.0	<5.0	<0.05	<0.05	<0.2	<0.2	<0.2
Chlorinated Herbicides			NT	NT	BRL	NS	NT	NT	NT	NT	BRL	NS	NT	NT		BRL	BRL	NT	NT	NT	NT

NT - Not Tested
ug/L - micrograms per liter (parts per billion)

Table 1 - Cumulative Summary of Groundwater Testing Results

Constituent	Risk Reduction Standards		MW-13						MW-14				MW-15			MW-16			MW-17		
Date	Type 3	Type 4	1/28/2010	12/30/2013	6/18/2014	12/17/2014	DUP	6/4/2015	6/19/2014	12/18/2014	DUP	6/4/2015	6/18/2014	12/17/2014	6/3/2015	6/18/2014	12/17/2014	6/5/2015	6/18/2014	12/16/2014	6/5/2015
VOCs, ug/L																					
1,1-Dichloroethane	4,000	46	**19**	**7.6**	<20	<20	<50	<50	<1.0	<1.0	<1.0	<1.0	<1.0	<1.0	<1.0	<5.0	<1.0	<1.0	<5.0	<5.0	<20
1,1-Dichloroethene	7	523	**11**	**5.3**	<20	<20	<50	<50	<1.0	<1.0	<1.0	<1.0	<1.0	<1.0	<1.0	<5.0	<1.0	<1.0	<5.0	<5.0	<20
1,2-Dichlorobenzene	600	548	**12**	**7.8**	<20	<20	<50	<50	<1.0	<1.0	<1.0	<1.0	<1.0	<1.0	<1.0	<5.0	<1.0	<1.0	<5.0	<5.0	<20
1,3-Dichlorobenzene	600	548	<5.0	<5.0	<20	<20	<50	<50	<1.0	<1.0	<1.0	<1.0	<1.0	<1.0	<1.0	<5.0	<1.0	<1.0	<5.0	<5.0	<20
1,4-Dichlorobenzene	70	519	**50**	**42.4**	**47**	**41.1**	<50	**56.0**	<1.0	<1.0	<1.0	<1.0	<1.0	<1.0	<1.0	**5.9**	**2.1**	**2.2**	<5.0	<5.0	<20
1,2,4-Trichlorobenzene	70	5.79	**51**	**22**	**32**	<20	<50	<50	<1.0	<1.0	<1.0	<1.0	<1.0	<1.0	<1.0	<5.0	<1.0	<1.0	<5.0	<5.0	<20
1,1,2-Trichloroethane	5	4.6	<5.0	<5.0	<20	<20	<50	<50	<1.0	<1.0	<1.0	<1.0	<1.0	<1.0	<1.0	<5.0	<1.0	<1.0	<5.0	<5.0	<20
Benzene	5	8.8	<5.0	**14.6**	<20	<20	<50	<50	<1.0	<1.0	<1.0	<1.0	<1.0	<1.0	<1.0	**10**	**3.7**	**3.2**	<5.0	<5.0	<20
Chlorobenzene	100	130	**65**	**44.7**	**48.1**	**36.4**	<50	<50	<1.0	<1.0	<1.0	<1.0	<1.0	<1.0	<1.0	**45.3**	**11.7**	**11.7**	<5.0	<5.0	<20
Chloroform	80	3	<5.0	<5.0	<20	<20	<20	<20	<1.0	<1.0	<1.0	<1.0	**1.1**	<1.0	<1.0	<5.0	<5.0	<5.0	<5.0	<5.0	<20
Chloromethane			<5.0	<5.0	<20	<20	<20	<20	<1.0	<1.0	<1.0	<1.0	<1.0	<1.0	<1.0	<5.0	<5.0	<5.0	<5.0	<5.0	<20
Cis-1,2-Dichloroethene	70	200	**2,900**	**1,260**	**1,120**	**1,710**	**1,850**	**1,030**	**1.67**	**3**	**2.1**	**2.5**	**1.1**	**62**	**50.9**	**1.4**	<1.0	**2.5**	**803**	**993**	**1,010**
Ethylbenzene	700	29	<5.0	<5.0	<20	<20	<50	<50	<1.0	<1.0	<1.0	<1.0	<1.0	<1.0	<1.0	**657**	**1.7**	<1.0	<5.0	<5.0	<20
Isopropylbenzene	5	1,000	**7.3**	**5.2**	<20	<20	<50	<50	<1.0	<1.0	<1.0	<1.0	<1.0	<1.0	<1.0	<5.0	<1.0	<1.0	<5.0	<5.0	<20
Isopropyltoluene			<5.0	<5.0	<20	<20	<50	<50	<1.0	<1.0	<1.0	<1.0	<1.0	<1.0	<1.0	<5.0	<1.0	<1.0	<5.0	<5.0	<20
Methylene Chloride	5	0.122	**5.4**	<5.0	<40	<40	<100	<100	<2.0	<2.0	<2.0	<2.0	<2.0	<2.0	<2.0	<5.0	<2.0	<2.0	<5.0	<5.0	**53.5**
Naphthalene	20	2.4	<5.0	<5.0	<20	<20	<50	<50	<1.0	<1.0	<1.0	<1.0	<1.0	<1.0	<1.0	**174**	**2.0**	<1.0	**6.1**	**5.4**	<20
Tetrachloroethene	5	98	**19**	**11.4**	<20	<20	<50	<50	<1.0	<1.0	<1.0	<1.0	<1.0	<1.0	<1.0	<5.0	<1.0	<1.0	<5.0	<5.0	<20
Toluene	1000	5200	<5.0	<5.0	<20	<20	<50	<50	<1.0	<1.0	<1.0	<1.0	<1.0	<1.0	<1.0	**4.2**	<1.0	<1.0	<5.0	<5.0	<20
Trans-1,2-Dichloroethene	100	160	**6.0**	**32.4**	<20	<20	<50	<50	<1.0	<1.0	<1.0	<1.0	<1.0	<1.0	<1.0	<5.0	<1.0	<1.0	<5.0	<5.0	<20
Trichloroethene	5	38	**8,200**	**4,320**	**2,710**	**4,770**	**4,460**	**2,580**	<1.0	**4**	**2.8**	**1.1**	<1.0	**62.8**	**58.8**	<5.0	<1.0	**5.6**	**926**	**2,340**	**976**
Vinyl Chloride	2	3.3	**3,300**	**933**	**657**	**516**	**588**	**576**	<1.0	<1.0	<1.0	<1.0	<1.0	<1.0	**4.1**	**46.9**	**12.5**	**6.6**	**33**	**20.1**	**22.6**
Xylenes	10,000	290	**9.8**	<10	<20	<20	<50	<50	<2.0	<2.0	<2.0	<2.0	<2.0	<2.0	<2.0	**928**	**1.1**	<1.0	<10.0	<10.0	<20.0
Pesticides, ug/L																					
4,4'-DDD	0.1	12	**2.9**	**4.2**	**3.8**	**3.2**	**3.9**	**1.2**	<0.05	<0.05	<0.05	<0.05	<0.05	<0.05	<0.05	<0.25	<0.25	**1.4**	<0.10	<0.05	<0.05
4,4'-DDE	0.1	84	<0.5	<1.0	**2.3**	<1.0	<1.0	<1.0	<0.05	<0.05	<0.05	<0.05	<0.05	<0.05	<0.05	<0.25	<0.25	**1**	<0.10	<0.05	<0.05
4,4'-DDT	0.1	8.4	**2.4**	**8.4**	**7.6**	**6.9**	**8.4**	**4**	<0.05	<0.05	<0.05	<0.05	<0.05	<0.05	<0.05	<0.25	<0.25	<1.0	<0.10	**0.13**	<0.05
Alpha-BHC	0.05	0.45	<0.05	<1.0	<1.0	<1.0	<1.0	<1.0	<0.05	<0.05	<0.05	<0.05	<0.05	<0.05	<0.05	<0.25	<0.25	<1.0	**0.21**	**0.35**	**0.41**
Beta-BHC	0.05	1.6	**3.7**	**4.3**	**4.2**	**3.7**	**4.4**	**2.9**	<0.05	<0.05	<0.05	<0.05	<0.05	<0.05	<0.05	**0.48**	**0.48**	**1.9**	**1.0**	**1.2**	**0.75**
Delta-BHC	0.05	1.6	**2.3**	**2.5**	**1.9**	**1.9**	**2.2**	**1.0**	<0.05	<0.05	<0.05	<0.05	<0.05	<0.05	<0.05	**2.4**	**1.8**	**5.4**	**0.45**	**0.47**	**0.52**
Dieldrin	0.1	0.18	<0.05	<1.0	<1.0	<1.0	<1.0	<1.0	<0.05	<0.05	<0.05	<0.05	<0.05	<0.05	<0.05	<0.25	<0.25	<1.0	**0.22**	**0.17**	<0.05
Endosulfan II	2	610	<0.05	<1.0	<1.0	<1.0	<1.0	<1.0	<0.05	<0.05	<0.05	<0.05	<0.05	<0.05	<0.05	<0.25	<0.25	<1.0	<0.10	<0.10	<0.10
Endrin	2	31	**7.3**	**8.0**	**6.0**	**4.5**	**5.6**	**3.2**	<0.05	<0.05	<0.05	<0.05	<0.05	<0.05	<0.05	<0.25	<0.25	<1.0	**0.28**	**0.4**	<0.05
Endrin Ketone	0.1	ND	**3.3**	**4.9**	**4.0**	**4.3**	**5.1**	**2.8**	<0.05	<0.05	<0.05	<0.05	<0.05	<0.05	<0.05	<0.25	<0.25	<1.0	**0.26**	**0.65**	**0.29**
Gamma-BHC	0.2	2.6	**2.0**	**1.8**	**1.5**	**1.5**	**1.5**	<1.0	<0.05	<0.05	<0.05	<0.05	<0.05	<0.05	<0.05	<0.25	<0.25	<1.0	<0.10	**0.078**	**0.066**
Chlordane	2	8.2	<0.05	<4.0	<4.0	<4.0	<4.0	<4.0	<0.2	<0.2	<0.2	<0.2	<0.2	<0.2	<0.2	<1.0	<1.0	<4.0	<0.4	<0.2	<0.2
Toxaphene	5	2.6	**44**	<4.0	<4.0	<4.0	<4.0	<4.0	<0.2	<0.2	<0.2	<0.2	<0.2	<0.2	<0.2	<1.0	<1.0	<4.0	<0.4	<0.2	<0.2
Chlorinated Herbicides			BRL	NT	NT	NT	NT	NT	NT	NT	NT	NT	NT	NT	NT	BRL	BRL	NT	NT	NT	NT

NT - Not Tested
ug/L - micrograms per liter (parts per billion)

Table 1 - Cumulative Summary of Groundwater Testing Results

Constituent	Risk Reduction Standards		MW-18			MW-19				PZ-2								SW-1	SW-2
Date	Type 3	Type 4	6/19/2014	12/17/2014	6/4/2015	6/19/2014	12/18/2014	6/4/2015	DUP	8/3/2001	9/25/2001	11/29/2001	12/10/2009	12/30/2013	6/18/2014	12/17/2014	6/5/2015	12/11/2009	12/11/2009
VOCs, ug/L																			
1,1-Dichloroethane	4,000	46	**4**	<50	<50	<1.0	<5.0	<25	<25	NT	NT	NT	<5.0	<5.0	<100	<100	<250	<5.0	<5.0
1,1-Dichloroethene	7	523	**1.7**	<50	<50	<1.0	<5.0	<25	<25	NT	NT	<1,000	**14**	**9.7**	<100	<100	<250	<5.0	<5.0
1,2-Dichlorobenzene	600	548	**3.2**	<50	<50	<1.0	<5.0	<25	<25	NT	NT	NT	<5.0	<5.0	<100	<100	<250	<5.0	<5.0
1,3-Dichlorobenzene	600	548	**1**	<50	<50	<1.0	<5.0	<25	<25	NT	NT	NT	<5.0	<5.0	<100	<100	<250	<5.0	<5.0
1,4-Dichlorobenzene	70	519	**11.5**	<50	<50	<1.0	<5.0	<25	<25	NT	NT	NT	<5.0	<5.0	<100	<100	<250	<5.0	<5.0
1,2,4-Trichlorobenzene	70	5.79	**7.7**	<50	<50	<1.0	<5.0	<25	<25	NT	NT	NT	<5.0	<5.0	<100	<100	<250	<5.0	<5.0
1,1,2-Trichloroethane	5	4.6	**1.6**	<50	<50	<1.0	<5.0	<25	<25	NT	NT	NT	**21**	**9.9**	<100	<100	<250	<5.0	<5.0
Benzene	5	8.8	**4.1**	<50	<50	<1.0	**6.3**	<25	<25	NT	NT	NT	<5.0	<5.0	<100	<100	<250	<5.0	<5.0
Chlorobenzene	100	130	**15.4**	<50	<50	<1.0	**14.1**	<25	<25	NT	NT	NT	**6.9**	<5.0	<100	<100	<250	<5.0	<5.0
Chloroform	80	3	<1.0	<50	<50	<1.0	<5.0	<25	<25	NT	NT	NT	<5.0	<5.0	<100	<100	<250	<5.0	<5.0
Chloromethane			<1.0	<50	<50	<1.0	<5.0	<25	<25	NT	NT	NT	<5.0	<5.0	<100	<100	<250	<5.0	<5.0
Cis-1,2-Dichloroethene	70	200	**2,530**	**1,710**	**1,660**	**127**	**205**	**125**	**116**	NT	NT	**20,000**	**8,000**	**3,660**	**3,340**	**5,380**	**7,280**	<5.0	<5.0
Ethylbenzene	700	29	<1.0	<50	<50	**311**	**2,330**	<25	<25	NT	NT	NT	<5.0	<5.0	<100	<100	<250	<5.0	<5.0
Isopropylbenzene	5	1,000	<1.0	<50	<50	<1.0	<5.0	<25	<25	NT	NT	NT	<5.0	<5.0	<100	<100	<250	<5.0	<5.0
Isopropyltoluene			<1.0	<50	<50	<1.0	**6.2**	<25	<25	NT	NT	NT	<5.0	<5.0	<100	<100	<250	<5.0	<5.0
Methylene Chloride	5	0.122	**5.4**	<250	<250	<1.0	<5.0	<25	<25	NT	NT	NT	<5.0	<5.0	<100	<100	**592**	<5.0	<5.0
Naphthalene	20	2.4	**3.5**	**5.4**	<50	**10**	**63.8**	<25	<25	NT	NT	NT	<5.0	<5.0	<100	<100	<250	<5.0	<5.0
Tetrachloroethene	5	98	**3.5**	<50	<50	<1.0	<5.0	<25	<25	NT	NT	NT	**130**	**27.8**	<100	<100	<250	<5.0	<5.0
Toluene	1000	5200	<1.0	<50	<50	**12.1**	**50.6**	<25	<25	NT	NT	NT	<5.0	<5.0	<100	<100	<250	<5.0	<5.0
Trans-1,2-Dichloroethene	100	160	**3.6**	<50	<50	<5.0	<5.0	<25	<25	NT	NT	<1,000	**17**	**80.3**	<100	<100	<250	<5.0	<5.0
Trichloroethene	5	38	**3,220**	**3,590**	**3,010**	**62.3**	<5.0	<25	<25	**7,200**	**7,800**	**3,300**	**57,000**	**18,700**	**10,300**	**41,600**	**46,300**	<5.0	<5.0
Vinyl Chloride	2	3.3	**181**	**838**	**680**	**5.1**	**113**	<25	<25	NT	NT	**6,800**	**2,200**	<1,000	**305**	**1,220**	**1,620**	<2.0	<2.0
Xylenes	10,000	290	**2.4**	<100	<100	**2,120**	**10,900**	**67.1**	**64.2**	NT	NT	NT	**5.4**	<5.0	<200	<100	<250	<5.0	<5.0
Pesticides, ug/L																			
4,4'-DDD	0.1	12	<0.25	<0.2	<0.05	**4.9**	**7.4**	**1.5**	**2.1**	NT	NT	NT	**0.13**	**0.18**	**1.7**	**2.2**	**0.12**	<0.10	<0.10
4,4'-DDE	0.1	84	<0.25	<0.2	<0.05	<1.0	<1.0	<1.0	<1.0	NT	NT	NT	<0.05	**0.13**	<0.2	<0.25	<0.05	<0.10	<0.10
4,4'-DDT	0.1	8.4	<0.25	<0.2	<0.05	**1.6**	**1.6**	<1.0	<1.0	NT	NT	NT	<0.1	<0.05	**0.5**	**0.55**	<0.05	<0.10	<0.10
Alpha-BHC	0.05	0.45	**0.4**	**0.23**	<0.05	<1.0	**4**	<1.0	<1.0	NT	NT	NT	**0.53**	**0.2**	**0.33**	**0.35**	**0.44**	<0.10	<0.10
Beta-BHC	0.05	1.6	**1.9**	**0.45**	**0.14**	**1.6**	**4.9**	**1.4**	**1.5**	NT	NT	NT	**0.71**	**0.5**	**0.41**	**0.52**	**0.37**	<0.05	<0.05
Delta-BHC	0.05	1.6	**1.2**	**0.45**	**0.16**	**1.3**	**8.3**	**1.0**	<1.0	NT	NT	NT	**1.1**	**0.61**	**0.75**	**0.78**	**0.71**	<0.10	<0.10
Dieldrin	0.1	0.18	<0.25	<0.2	<0.05	**5.4**	**4.4**	**7.9**	**7.0**	NT	NT	NT	<0.1	<0.05	**0.52**	**0.43**	**0.15**	<0.10	<0.10
Endosulfan II	2	610	<0.25	<0.2	<0.05	<1.0	<1.0	**2.8**	2.5	NT	NT	NT	<0.1	<0.05	<0.2	<0.25	<0.05	<0.10	<0.10
Endrin	2	31	**1.2**	**0.51**	<0.05	**5.1**	**2.6**	**5.8**	**5.4**	NT	NT	NT	**<0.1**	<0.05	**0.28**	<0.25	<0.05	<0.10	<0.10
Endrin Ketone	0.1	ND	**1.8**	**0.73**	**0.13**	**4.4**	**5.3**	**6.2**	**5.6**	NT	NT	NT	**1.3**	**0.1**	**0.54**	**0.44**	**0.51**	<0.10	<0.10
Gamma-BHC	0.2	2.6	**1.1**	**0.3**	<0.05	**1.2**	**4.4**	<1.0	<1.0	NT	NT	NT	**0.83**	**0.24**	**0.44**	**0.41**	**0.56**	<0.05	<0.05
Chlordane	2	8.2	<1.0	<0.8	**0.23**	<4.0	<4.0	<4.0	<4.0	NT	NT	NT	<0.1	<5.0	<5.0	<1.0	<0.05	<0.05	<0.05
Toxaphene	5	2.6	<1.0	<0.8	**2.6**	<4.0	<4.0	<4.0	<4.0	NT	NT	NT	<5.0	<5.0	<5.0	<1.0	<5.0	<5.0	<5.0
Chlorinated Herbicides			NT	NT	NT	NT	NT	NT	NT	NT	NT	NT	BRL	NT	NT	NT	NT	BRL	BRL

NT - Not Tested
ug/L - micrograms per liter (parts per billion)

Table 2 – Well Construction and Water Elevation Data (June 2, 2015)

Well No.	Top of Casing Elevation, Ft.	Screened Interval, Ft.	Depth to Water, Ft.	Groundwater Elevation, Ft.
MW-1	297.51	3 - 8	6.30	291.21
MW-2 (I)	298.47	16 - 21	12.30	286.17
MW-3	294.85	7 - 12	8.82	286.03
MW-4 (deep)	298.33	56 - 66	29.96	268.37
MW-5	302.92	3 - 13	11.42	286.73
MW-6	299.16	3 - 13	6.38	292.78
MW-7	294.54	3 -13	3.11	291.43
MW-8 (destroyed)	NA	NA	NA	NA
MW-9	294.26	3 - 13	8.60	285.66
MW-10	301.04	15 – 25	13.52	287.52
MW-11	299.86	6 - 16	9.07	290.79
MW-12 (deep)	299.89	54 - 64	32.48	267.41
MW-13	298.64	3 - 13	6.51	292.13
MW-14 (I)	298.99	17 - 22	10.82	288.17
MW-15	298.79	3 - 8	7.70	292.09
MW-16	297.25	3 - 8	5.79	291.46
MW-17 (I)	297.83	20-25	9.38	289.45
MW-18 (I)	298.71	20-25	10.87	287.84
MW-19	297.12	5-10	3.86	293.26
PZ-2 (I)	298.82	30 – 35	7.86	290.96
PZ-6 (I)	295.06	17 – 22	3.95	291.11

(I) – Intermediate depth well screen

FIGURES

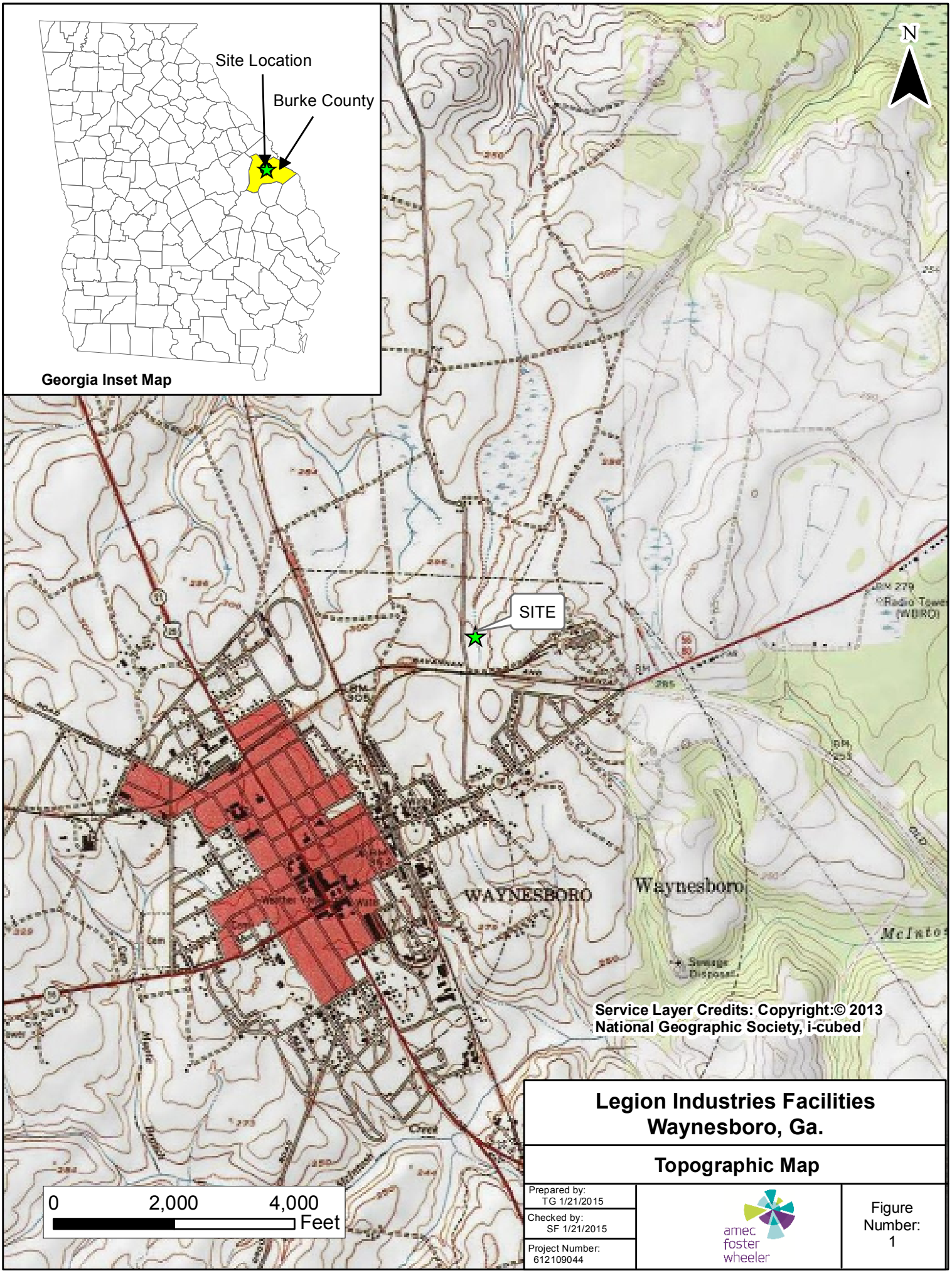

Legion Industries Facilities
Waynesboro, Ga.

Topographic Map

Prepared by: TG 1/21/2015	amec foster wheeler	Figure Number: 1
Checked by: SF 1/21/2015		
Project Number: 612109044		

Document Path: G:\Legion Industries\mxd\Topo.mxd

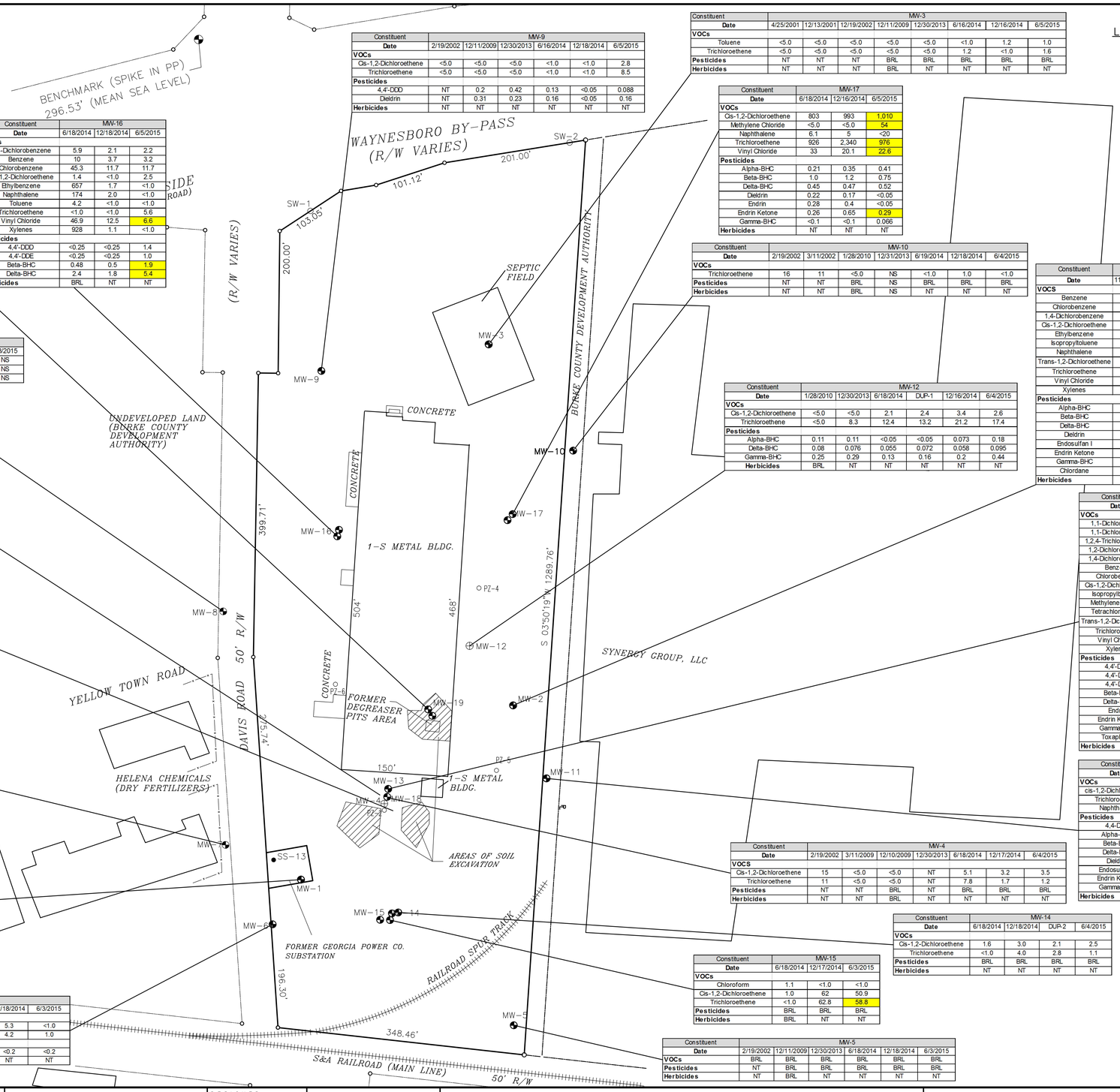

Constituent	MW-19			
Date	6/19/2014	12/18/2014	6/4/2015	DUP
VOCs				
Benzene	<1.0	6.3	<25	<25
Chlorobenzene	<1.0	14.1	<25	<25
Cis-1,2-Dichloroethene	127	205.0	125	116
Ethylbenzene	311	2,330	16.0J	14.4J
p-Isopropyltoluene	1.2	6.2	<25	<25
Naphthalene	10.0	63.9	<25	<25
Toluene	12.1	50.6	<25	<25
Trichloroethene	62.3	<5.0	15.9J	13.6J
Vinyl Chloride	5.1	113.0	<25	<25
Xylenes	2,120	10,900	67.1	64.2
Pesticides				
4,4'-DDD	4.9	7.4	1.5	2.1
4,4'-DDT	1.6	1.6	<1.0	<1.0
Alpha-BHC	<1.0	4.0	<1.0	<1.0
Beta-BHC	1.6	4.9	1.4	1.5
Delta-BHC	1.3	8.3	1.0	<1.0
Dieldrin	5.4	4.4	7.9	7
Endosulfan II	<1.0	<1.0	2.8	2.5
Endrin	5.1	2.6	5.8	5.4
Endrin Ketone	4.4	5.3	6.2	5.6
Gamma-BHC	1.2	4.4	<4.0	<4.0
Herbicides	BRL	NT	NT	NT

Constituent	MW-16		
Date	6/18/2014	12/18/2014	6/5/2015
VOCs			
1,4-Dichlorobenzene	5.9	2.1	2.2
Benzene	10	3.7	3.2
Chlorobenzene	45.3	11.7	11.7
Cis-1,2-Dichloroethene	1.4	<1.0	2.5
Ethylbenzene	657	1.7	<1.0
Naphthalene	174	2.0	<1.0
Toluene	4.2	<1.0	<1.0
Trichloroethene	<1.0	<1.0	5.6
Vinyl Chloride	46.9	12.5	6.6
Xylenes	928	1.1	<1.0
Pesticides			
4,4'-DDD	<0.25	<0.25	1.4
4,4'-DDE	<0.25	<0.25	1.0
Beta-BHC	0.48	0.5	1.9
Delta-BHC	2.4	1.8	5.4
Herbicides	BRL	NT	NT

Constituent	MW-9					
Date	2/19/2002	12/11/2009	12/30/2013	6/16/2014	12/18/2014	6/5/2015
VOCs						
Cis-1,2-Dichloroethene	<5.0	<5.0	<5.0	<1.0	<1.0	2.8
Trichloroethene	<5.0	<5.0	<5.0	<1.0	<1.0	8.5
Pesticides						
4,4'-DDD	NT	0.2	0.42	0.13	<0.05	0.088
Dieldrin	NT	0.31	0.23	0.16	<0.05	0.16
Herbicides	NT	NT	NT	NT	NT	NT

Constituent	MW-3							
Date	4/25/2001	12/13/2001	12/19/2002	12/11/2009	12/30/2013	6/16/2014	12/16/2014	6/5/2015
VOCs								
Toluene	<5.0	<5.0	<5.0	<5.0	<5.0	<1.0	1.2	1.0
Trichloroethene	<5.0	<5.0	<5.0	<5.0	<5.0	1.2	<1.0	1.6
Pesticides	NT	NT	NT	BRL	BRL	BRL	BRL	BRL
Herbicides	NT	NT	NT	BRL	NT	NT	NT	NT

Constituent	MW-17		
Date	6/18/2014	12/16/2014	6/5/2015
VOCs			
Cis-1,2-Dichloroethene	803	993	1,010
Methylene Chloride	<5.0	<5.0	54
Naphthalene	6.1	5	<20
Trichloroethene	926	2,340	976
Vinyl Chloride	33	20.1	22.6
Pesticides			
Alpha-BHC	0.21	0.35	0.41
Beta-BHC	1.0	1.2	0.75
Delta-BHC	0.45	0.47	0.52
Dieldrin	0.22	0.17	<0.05
Endrin	0.28	0.4	<0.05
Endrin Ketone	0.26	0.65	0.29
Gamma-BHC	<0.1	<0.1	0.066
Herbicides	NT	NT	NT

Constituent	MW-10						
Date	2/19/2002	3/11/2002	1/28/2010	12/31/2013	6/19/2014	12/18/2014	6/4/2015
VOCs							
Trichloroethene	16	11	<5.0	NS	<1.0	1.0	<1.0
Pesticides	NT	NT	BRL	NS	BRL	BRL	BRL
Herbicides	NT	NT	BRL	NS	NT	NT	NT

Constituent	MW-2						
Date	11/29/2001	2/19/2002	12/11/2009	12/30/2013	6/16/2014	12/16/2014	6/5/2015
VOCS							
Benzene	<5.0	<5.0	<5.0	<5.0	3.9	3.4	3.5
Chlorobenzene	NT	NT	10	8.6	11.8	10.2	12.3
1,4-Dichlorobenzene	<5.0	<5.0	<5.0	<5.0	3.0	1.6	2.0
Cis-1,2-Dichloroethene	480	270	430	101	160	77.2	145
Ethylbenzene	<5.0	<5.0	<5.0	<5.0	2.5	1.4	2.3
Isopropyltoluene	<5.0	<5.0	<5.0	<5.0	<1.0	1.6	<1.0
Naphthalene	NT	NT	NT	NT	10.5	<1.0	5.5
Trans-1,2-Dichloroethene	<5.0	<5.0	<5.0	<5.0	1.1	<1.0	<1.0
Trichloroethene	25	14	5.6	<5.0	2.1	<1.0	2.0
Vinyl Chloride	<40	<20	350	107	159	88.1	120
Xylenes	NT	NT	18	<10	6.1	2.3	7.8
Pesticides							
Alpha-BHC	NT	NT	2	6.4	5.3	7.3	6.5
Beta-BHC	NT	NT	0.49	1.5	<1.0	1.4	<1.2
Delta-BHC	NT	NT	1.8	8.0	8.1	8.7	9.0
Dieldrin	NT	NT	0.5	<1.0	1.8	<1.2	<1.2
Endosulfan I	NT	NT	<0.10	9.0	<1.0	<1.2	<1.2
Endrin Ketone	NT	NT	0.31	<1.0	<1.0	<1.2	<1.2
Gamma-BHC	NT	NT	1.1	2.3	1.9	2.5	2.3
Chlordane	NT	NT	2.22	<1.0	<1.0	<5.0	<5.0
Herbicides	NT	NT	BRL	NT	<1.0	NT	NT

Constituent	MW-18		
Date	6/19/2014	12/17/2014	6/4/2015
VOCs			
1,1-Dichloroethane	4.0	<50	<50
1,1-Dichloroethene	1.7	<50	<50
1,2,4-Trichlorobenzene	7.7	<50	<50
1,1,2-Trichloroethane	1.6	<50	<50
1,2-Dichlorobenzene	3.2	<50	<50
1,3-Dichlorobenzene	1.0	<50	<50
1,4-Dichlorobenzene	11.5	<50	<50
Benzene	4.1	<50	<50
Chlorobenzene	15.4	<50	<50
Cis-1,2-Dichloroethene	2,530	1,710	1,660
Methylene Chloride	5.4	<50	<50
Naphthalene	3.5	<50	<50
Tetrachloroethene	3.5	<50	<50
Trans-1,2-Dichloroethene	3.6	<50	<50
Trichloroethene	3,220	3,590	3,010
Vinyl Chloride	181	838	680
Xylenes	2.4	<50	<50
Pesticides			
Alpha-BHC	0.4	0.23	<0.05
Beta-BHC	1.9	0.45	0.14
Delta-BHC	1.2	0.45	0.16
Endrin	1.2	0.51	<0.05
Endrin Ketone	1.8	0.73	0.13
Gamma-BHC	1.1	0.30	<0.05
Chlordane	<1.0	<0.8	0.23
Toxaphene	<1.0	<0.8	2.6
Herbicides	BRL	NT	NT

Constituent	MW-8						
Date	2/19/2002	12/11/2009	12/31/2013	6/18/2014	12/16/2014	6/3/2015
VOCs	BRL	NS	NS	NS	NS	NS
Pesticides	NT	NS	NS	NS	NS	NS
Herbicides	NT	NS	NS	NS	NS	NS

Constituent	MW-12					
Date	1/28/2010	12/30/2013	6/18/2014	DUP-1	12/16/2014	6/4/2015
VOCs						
Cis-1,2-Dichloroethene	<5.0	<5.0	2.1	2.4	3.4	2.6
Trichloroethene	<5.0	8.3	12.4	13.2	21.2	17.4
Pesticides						
Alpha-BHC	0.11	0.11	<0.05	<0.05	0.073	0.18
Delta-BHC	0.08	0.076	0.055	0.072	0.058	0.095
Gamma-BHC	0.25	0.29	0.13	0.16	0.2	0.44
Herbicides	BRL	NT	NT	NT	NT	NT

Constituent	MW-13					
Date	1/28/2010	12/30/2013	6/18/2014	12/17/2014	DUP-1	6/4/2015
VOCs						
1,1-Dichloroethane	19	7.6	<20	<20	<50	<50
1,1-Dichloroethene	11	5.3	<20	<20	<50	<50
1,2,4-Trichlorobenzene	51	22	32	<20	<50	<50
1,2-Dichlorobenzene	12	7.8	<20	<20	<50	<50
1,4-Dichlorobenzene	50	42.4	47	41.1	<50	56
Benzene	<5.0	14.6	<20	<20	<50	<50
Chlorobenzene	65	44.7	48.1	36.4	<50	<50
Cis-1,2-Dichloroethene	2,900	1,260	1,120	1,710	1,850	1,030
Isopropylbenzene	7.3	5.2	<20	<20	<50	<50
Methylene Chloride	5.4	<5.0	<40	<40	<100	<50
Tetrachloroethene	19	11.4	<20	<20	<50	<50
Trans-1,2-Dichloroethene	6	32.4	<20	<20	<50	<50
Trichloroethene	8,200	4,320	2,710	4,770	4,460	2,580
Vinyl Chloride	3,300	933	657	516	588	576
Xylenes	9.8	<10.0	<20.0	<20	<50	<50
Pesticides						
4,4'-DDD	2.9	4.2	3.8	3.2	3.9	1.2
4,4'-DDE	<0.5	<1.0	2.3	<1.0	<1.0	<1.0
4,4'-DDT	2.4	8.4	7.6	6.9	8.4	4.0
Beta-BHC	3.7	4.3	4.2	3.7	4.4	2.9
Delta-BHC	2.3	2.5	1.9	1.9	2.2	1.0
Endrin	7.3	8.0	6.0	4.5	5.6	3.2
Endrin Ketone	3.3	4.9	4.0	4.3	5.1	2.8
Gamma-BHC	2	1.8	1.5	1.5	1.5	<1.0
Toxaphene	44	<4.0	<4.0	<4.0	<4.0	<4.0
Herbicides	BRL	NT	NT	NT	NT	NT

Constituent	PZ-2							
Date	8/3/2001	9/25/2001	11/29/2001	12/10/2009	12/30/2013	6/18/2014	12/17/2014	6/5/2015
VOCs								
1,1-Dichloroethene	NT	NT	<1,000	14	9.7	<100	<100	<250
1,1,2-Trichloroethane	NT	NT	NT	21	9.9	<100	<100	<100
Chlorobenzene	NT	NT	NT	6.9	<5.0	<100	<100	<100
Cis-1,2-Dichloroethene	NT	NT	20,000	8,000	3,660	3,340	5,380	7,280
Mehtylene Chloride	NT	NT	NT	<5.0	<5.0	<100	<100	592
Tetrachloroethene	NT	NT	NT	130	27.8	<100	<100	<100
Trans-1,2-Dichloroethene	NT	NT	<1,000	17	80.3	<100	<100	<100
Trichloroethene	7,200	7,800	3,300	57,000	18,700	10,300	41,600	46,300
Vinyl Chloride	NT	NT	6,800	2,200	<1,000	305	1,220	1,620
Xylenes	NT	NT	NT	5.4	<5.0	<200	<100	<100
Pesticides								
4,4-DDD	NT	NT	NT	0.13	0.18	1.7	2.2	0.12
4,4-DDE	NT	NT	NT	<0.05	0.13	<0.2	<0.25	<0.05
4-4'-DDT	NT	NT	NT	<0.1	<0.05	0.5	0.55	<0.05
Alpha-BHC	NT	NT	NT	0.53	0.2	0.33	0.35	0.44
Beta-BHC	NT	NT	NT	0.71	0.5	0.41	0.52	0.37
Delta-BHC	NT	NT	NT	1.1	0.61	0.75	0.78	0.71
Dieldrin	NT	NT	NT	<0.1	<0.05	0.52	0.43	0.15
Endrin	NT	NT	NT	<0.1	<0.05	0.28	<0.25	<0.05
Endrin Ketone	NT	NT	NT	1.3	0.1	0.54	0.44	0.51
Gamma-BHC	NT	NT	NT	0.83	0.24	0.44	0.41	0.56
Herbicides	NT	NT	NT	BRL	NT	NT	NT	NT

Constituent	MW-7							
Date	2/19/2002	3/11/2002	12/11/2009	12/31/2013	DUP	6/18/2014	12/18/2014	6/4/2015
VOCs								
Cis-1,2-Dichloroethene	130	110	NS	5.5	7.6	17.4	11.5	3.9
Trichloroethene	59	66	NS	7.1	8.7	16.9	10.4	6.9
Pesticides	NT	NT	NS	BRL	BRL	BRL	BRL	BRL
Herbicides	NT	NT	NS	NT	NT	NT	NT	NT

Constituent	MW-11					
Date	2/19/2002	1/28/2010	12/31/2013	6/18/2014	12/18/2014	6/3/2015
VOCs						
cis-1,2-Dichloroethene	NT	NT	NS	<1.0	6.2	2.3
Trichloroethene	NT	NT	NS	<1.0	3.4	2.8
Naphthalene	NT	NT	NS	1.0	5.7	2.3
Pesticides						
4,4-DDT	NT	0.15	NS	<0.5	<0.2	<0.5
Alpha-BHC	NT	0.33	NS	0.79	1.0	1.2
Beta-BHC	NT	0.11	NS	<0.5	0.5	<0.5
Delta-BHC	NT	0.35	NS	0.79	1.2	<0.5
Dieldrin	NT	0.72	NS	1.3	0.7	<0.5
Endosulfan II	NT	0.4	NS	<0.5	<0.2	<0.5
Endrin Ketone	NT	2.3	NS	3.0	2.4	3.4
Gamma-BHC	NT	0.22	NS	<0.5	0.42	0.56
Herbicides	NT	NT	NS	NT	NT	NT

Constituent	MW-1								
Date	4/25/2001	8/3/2001	2/19/2002	12/11/2009	12/31/2013	6/16/2014	12/17/2014	6/3/2015	DUP
VOCS									
Chlorobenzene	<5.0	<5.0	<5.0	<5.0	<5.0	1.4	<10.0	<10.0	<10.0
1,4-Dichlorobenzene	<5.0	<5.0	<5.0	<5.0	<5.0	1.2	<10.0	<10.0	<10.0
1,1-Dichloroethene	<5.0	<5.0	<5.0	<5.0	<5.0	2.2	<10.0	<10.0	<10.0
Cis-1,2-Dichloroethene	NT	NT	180	820	145	902	709	742	724
Trans-1,2-Dichloroethene	<5.0	<5.0	<5.0	<5.0	<5.0	2.9	<10.0	<10.0	<10.0
Tetrachloroethene	<5.0	<5.0	<5.0	<5.0	<5.0	1.2	<10.0	<10.0	<10.0
Trichloroethene	350	180	140	860	193	788	612	623	596
Vinyl Chloride	NT	NT	<10	5	<5.0	160	<10.0	13.9	13
Pesticides									
Alpha-BHC	NT	NT	NT	0.052	<0.05	<0.05	<0.05	<0.05	<0.05
Beta-BHC	NT	NT	NT	0.073	0.057	0.11	0.082	0.16	0.19
Dieldrin	NT	NT	NT	<0.10	0.076	0.12	0.058	0.13	0.15
Endrin Ketone	NT	NT	NT	0.13	0.1	0.24	0.17	0.25	0.3
Herbicides	NT	NT	NT	BRL	NT	NT	NT	NT	NT

Constituent	MW-4						
Date	2/19/2002	3/11/2009	12/10/2009	12/30/2013	6/18/2014	12/17/2014	6/4/2015
VOCS							
Cis-1,2-Dichloroethene	15	<5.0	<5.0	NT	5.1	3.2	3.5
Trichloroethene	11	<5.0	<5.0	NT	7.8	1.7	1.2
Pesticides	NT	NT	BRL	NT	BRL	BRL	BRL
Herbicides	NT	NT	BRL	NT	NT	NT	NT

Constituent	MW-14			
Date	6/18/2014	12/18/2014	DUP-2	6/4/2015
VOCs				
Cis-1,2-Dichloroethene	1.6	3.0	2.1	2.5
Trichloroethene	<1.0	4.0	2.8	1.1
Pesticides	BRL	BRL	BRL	BRL
Herbicides	NT	NT	NT	NT

Constituent	MW-15		
Date	6/18/2014	12/17/2014	6/3/2015
VOCs			
Chloroform	1.1	<1.0	<1.0
Cis-1,2-Dichloroethene	1.0	62	50.9
Trichloroethene	<1.0	62.8	58.8
Pesticides	BRL	BRL	BRL
Herbicides	BRL	NT	NT

Constituent	MW-8						
Date	2/19/2002	3/11/2009	12/11/2009	12/31/2013	6/18/2014	12/18/2014	6/3/2015
VOCS							
Cis-1,2-Dichloroethene	10	6	<5.0	<5.0	3.1	5.3	<1.0
Trichloroethene	17	11	14	<5.0	2.0	4.2	1.0
Pesticides							
Toxaphene	NT	NT	<0.2	0.26	<0.2	<0.2	<0.2
Herbicides	NT	NT	BRL	NT	NT	NT	NT

Constituent	MW-5					
Date	2/19/2002	12/11/2009	12/30/2013	6/18/2014	12/18/2014	6/3/2015
VOCs	BRL	BRL	BRL	BRL	BRL	BRL
Pesticides	NT	BRL	BRL	BRL	BRL	BRL
Herbicides	NT	BRL	NT	NT	NT	NT

LEGEND

- MW-6 — MONITORING WELL, MACTEC 2002, 2010, 2014.
- MW-4 — DEEP, TYPE III MONITORING WELL, MACTEC 2002
- PZ-2 — GEOPROBE CONVERTED TO, PIEZOMETER MACTEC 2002
- SURFACE WATER SAMPLE LOCATION
- VOCs — VOLATILE ORGANIC COMPOUNDS
- BRL — BELOW REPORTING LIMIT
- NT — NOT TESTED
- NS — NOT SAMPLED
- 709.0 — MOST RECENT TEST RESULTS EXCEEDS HIGHER OF TYPE 3 OR 4 RRS

ALL RESULTS PRESENTED IN MICROGRAMS PER LITER (UG/L)

SCALE IN FEET: 0 80 160

BASE MAP: PREPARED BY STEVE BARGERON & ASSOCIATES; WAYNESBORO, GEORGIA

© COPYRIGHT 2015 AMEC FOSTER WHEELER

REV	DATE	BY	SUB	APP	DESCRIPTION	REV	DATE	BY	SUB	APP	DESCRIPTION

DESIGNED S. FOLEY
DRAWN T. GLADSTONE
CHECKED S. FOLEY
IN CHARGE C. FERRY
DATE 1/6/2015

LEGION INDUSTRIES FACILITY

WAYNESBORO, GEORGIA

amec foster wheeler
Environment & Infrastructure, Inc.
1075 BIG SHANTY ROAD, NW, SUITE 100
KENNESAW, GEORGIA 30144 (770) 421-3400

CUMULATIVE SUMMARY OF GROUNDWATER TESTING RESULTS

SCALE: AS SHOWN
CONTRACT: 6121-09-0444
DWG. NO.: FIG 2
REV
PAGE NO

C:\Users\alex.ftort\appdata\local\temp\AcPublish_2540\CUMULATIVE GW TESTING RESULTS.dwg - Layout1 07/22/2015 3:13pm alex.ftort

C:\Users\alex.flont\appdata\local\temp\AcPublish_2540\POT-SHALLOW-JUNE 2015.dwg 07/22/2015 3:13pm alex.flont

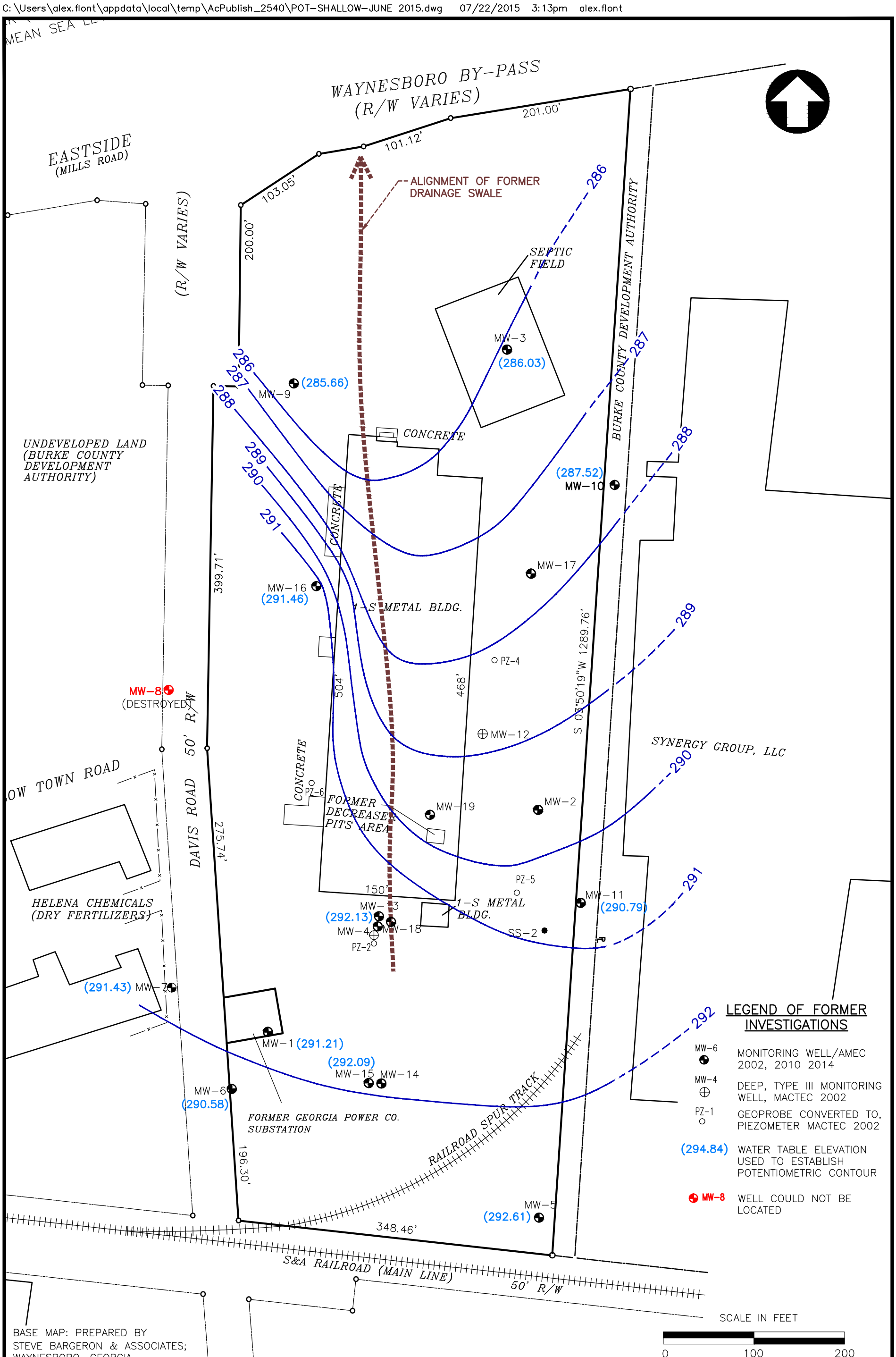

BASE MAP: PREPARED BY
STEVE BARGERON & ASSOCIATES;
WAYNESBORO, GEORGIA

LEGION INDUSTRIES FACILITY
WAYNESBORO, GEORGIA

amec foster wheeler
Environment & Infrastructure, Inc.
1075 BIG SHANTY ROAD, NW, SUITE 100
KENNESAW, GEORGIA 30144 (770) 421-3400

POTENTIOMETRIC SURFACE MAP
SHALLOW DEPTH
JUNE 2, 2015

JOB NO. 6121-09-0444 FIGURE 3

PREPARED BY/DATE CKB 6/23/2015 CHECKED BY/DATE SRF 6/23/2015

C:\Users\alex.flont\appdata\local\temp\AcPublish_2540\POT-INTERMEDIATE-JUNE 2015.dwg 07/22/2015 3:12pm alex.flont

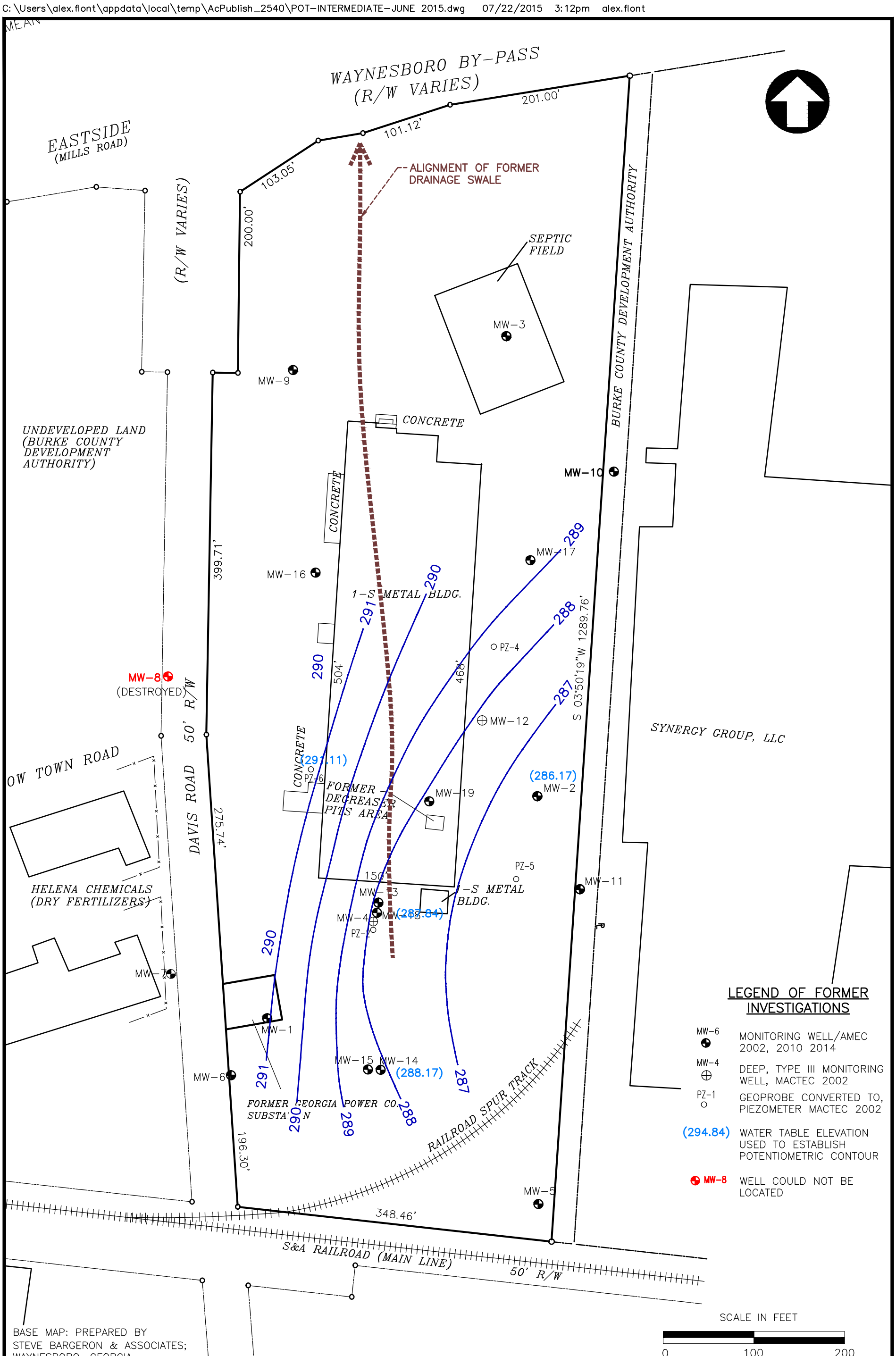

BASE MAP: PREPARED BY
STEVE BARGERON & ASSOCIATES;
WAYNESBORO, GEORGIA

LEGION INDUSTRIES FACILITY
WAYNESBORO, GEORGIA

amec foster wheeler
Environment & Infrastructure, Inc.
1075 BIG SHANTY ROAD, NW, SUITE 100
KENNESAW, GEORGIA 30144 (770) 421-3400

POTENTIOMETRIC SURFACE MAP
INTERMEDIATE DEPTH
JUNE 2, 2015

JOB NO. 6121-09-0444 FIGURE 4

PREPARED BY/DATE CKB 6/23/2015 CHECKED BY/DATE SRF 6/23/2015

APPENDIX A

LABORATORY DATA REPORTS

Pace Analytical Services, Inc.
9800 Kincey Ave. Suite 100
Huntersville, NC 28078
(704)875-9092

June 19, 2015

Steve Foley
Amec Foster Wheeler
396 Plasters Avenue
Atlanta, GA 30324

RE: Project: LEGION INDUSTRY
Pace Project No.: 92253199

Dear Steve Foley:
Enclosed are the analytical results for sample(s) received by the laboratory on June 05, 2015. The results relate only to the samples included in this report. Results reported herein conform to the most current TNI standards and the laboratory's Quality Assurance Manual, where applicable, unless otherwise noted in the body of the report.

Analyses were performed at the Pace Analytical Services location indicated on the sample analyte page for analysis unless otherwise footnoted.

Report revised 6/19/15 to include MDL and J-Flags.

If you have any questions concerning this report, please feel free to contact me.

Sincerely,

Kevin Godwin
kevin.godwin@pacelabs.com
Project Manager

Enclosures

cc: Chuck Ferry, Amec Foster Wheeler

REPORT OF LABORATORY ANALYSIS

This report shall not be reproduced, except in full,
without the written consent of Pace Analytical Services, Inc..

Pace Analytical Services, Inc.
9800 Kincey Ave. Suite 100
Huntersville, NC 28078
(704)875-9092

CERTIFICATIONS

Project: LEGION INDUSTRY
Pace Project No.: 92253199

Charlotte Certification IDs
9800 Kincey Ave. Ste 100, Huntersville, NC 28078
North Carolina Drinking Water Certification #: 37706
North Carolina Field Services Certification #: 5342
North Carolina Wastewater Certification #: 12
South Carolina Certification #: 99006001
Florida/NELAP Certification #: E87627
Kentucky UST Certification #: 84
West Virginia Certification #: 357
Virginia/VELAP Certification #: 460221

This report shall not be reproduced, except in full,
without the written consent of Pace Analytical Services, Inc..

Pace Analytical Services, Inc.
9800 Kincey Ave. Suite 100
Huntersville, NC 28078
(704)875-9092

SAMPLE SUMMARY

Project: LEGION INDUSTRY
Pace Project No.: 92253199

Lab ID	Sample ID	Matrix	Date Collected	Date Received
92253199001	**MW6**	Water	06/03/15 09:00	06/05/15 15:37
92253199002	**MW5**	Water	06/03/15 09:30	06/05/15 15:37
92253199003	**MW11**	Water	06/03/15 11:23	06/05/15 15:37
92253199004	**MW1**	Water	06/03/15 14:25	06/05/15 15:37
92253199005	**DUP #1**	Water	06/03/15 00:00	06/05/15 15:37
92253199006	**MW15**	Water	06/03/15 15:50	06/05/15 15:37
92253199007	**MW10**	Water	06/04/15 08:15	06/05/15 15:37
92253199008	**MW7**	Water	06/04/15 08:35	06/05/15 15:37
92253199009	**MW14**	Water	06/04/15 09:05	06/05/15 15:37
92253199010	**MW19**	Water	06/04/15 10:20	06/05/15 15:37
92253199011	**DUP #2**	Water	06/04/15 00:00	06/05/15 15:37
92253199012	**MW4**	Water	06/04/15 12:10	06/05/15 15:37
92253199013	**MW13**	Water	06/04/15 13:30	06/05/15 15:37
92253199014	**MW18**	Water	06/04/15 14:15	06/05/15 15:37
92253199015	**MW12**	Water	06/04/15 15:45	06/05/15 15:37
92253199016	**TRIP**	Water	06/03/15 00:00	06/05/15 15:37

This report shall not be reproduced, except in full,
without the written consent of Pace Analytical Services, Inc..

Pace Analytical Services, Inc.
9800 Kincey Ave. Suite 100
Huntersville, NC 28078
(704)875-9092

SAMPLE ANALYTE COUNT

Project: LEGION INDUSTRY
Pace Project No.: 92253199

Lab ID	Sample ID	Method	Analysts	Analytes Reported	Laboratory
92253199001	**MW6**	EPA 8081	SWB	24	PASI-C
		EPA 8260	SNP	63	PASI-C
92253199002	**MW5**	EPA 8081	SWB	24	PASI-C
		EPA 8260	SNP	63	PASI-C
92253199003	**MW11**	EPA 8081	SWB	24	PASI-C
		EPA 8260	SNP	63	PASI-C
92253199004	**MW1**	EPA 8081	SWB	24	PASI-C
		EPA 8260	SNP	63	PASI-C
92253199005	**DUP #1**	EPA 8081	SWB	24	PASI-C
		EPA 8260	SNP	63	PASI-C
92253199006	**MW15**	EPA 8081	SWB	24	PASI-C
		EPA 8260	SNP	63	PASI-C
92253199007	**MW10**	EPA 8081	SWB	24	PASI-C
		EPA 8260	SNP	63	PASI-C
92253199008	**MW7**	EPA 8081	SWB	24	PASI-C
		EPA 8260	SNP	63	PASI-C
92253199009	**MW14**	EPA 8081	SWB	24	PASI-C
		EPA 8260	SNP	63	PASI-C
92253199010	**MW19**	EPA 8081	SWB	24	PASI-C
		EPA 8260	SNP	63	PASI-C
92253199011	**DUP #2**	EPA 8081	SWB	24	PASI-C
		EPA 8260	SNP	63	PASI-C
92253199012	**MW4**	EPA 8081	SWB	24	PASI-C
		EPA 8260	SNP	63	PASI-C
92253199013	**MW13**	EPA 8081	SWB	24	PASI-C
		EPA 8260	SNP	63	PASI-C
92253199014	**MW18**	EPA 8081	SWB	24	PASI-C
		EPA 8260	SNP	63	PASI-C
92253199015	**MW12**	EPA 8081	SWB	24	PASI-C
		EPA 8260	SNP	63	PASI-C
92253199016	**TRIP**	EPA 8260	SNP	63	PASI-C

This report shall not be reproduced, except in full,
without the written consent of Pace Analytical Services, Inc..

Pace Analytical Services, Inc.
9800 Kincey Ave. Suite 100
Huntersville, NC 28078
(704)875-9092

SUMMARY OF DETECTION

Project: LEGION INDUSTRY
Pace Project No.: 92253199

Lab Sample ID / Method	Client Sample ID / Parameters	Result	Units	Report Limit	Analyzed	Qualifiers
92253199001	**MW6**					
EPA 8260	cis-1,2-Dichloroethene	0.29J	ug/L	1.0	06/10/15 19:15	
EPA 8260	Trichloroethene	1.0	ug/L	1.0	06/10/15 19:15	
92253199002	**MW5**					
EPA 8260	Trichloroethene	0.61J	ug/L	1.0	06/10/15 19:32	
92253199003	**MW11**					
EPA 8081	alpha-BHC	1.2	ug/L	0.50	06/15/15 12:24	
EPA 8081	gamma-BHC (Lindane)	0.56	ug/L	0.50	06/15/15 12:24	
EPA 8081	Endrin ketone	3.4	ug/L	0.50	06/15/15 12:24	
EPA 8260	Acetone	11.6J	ug/L	25.0	06/10/15 19:49	
EPA 8260	2-Butanone (MEK)	2.4J	ug/L	5.0	06/10/15 19:49	
EPA 8260	cis-1,2-Dichloroethene	2.3	ug/L	1.0	06/10/15 19:49	
EPA 8260	Naphthalene	2.3	ug/L	1.0	06/10/15 19:49	
EPA 8260	Trichloroethene	2.8	ug/L	1.0	06/10/15 19:49	
92253199004	**MW1**					
EPA 8081	beta-BHC	0.16	ug/L	0.050	06/12/15 19:45	
EPA 8081	Dieldrin	0.13	ug/L	0.050	06/12/15 19:45	
EPA 8081	Endrin ketone	0.25	ug/L	0.050	06/12/15 19:45	
EPA 8260	cis-1,2-Dichloroethene	742	ug/L	10.0	06/11/15 00:00	
EPA 8260	Trichloroethene	623	ug/L	10.0	06/11/15 00:00	
EPA 8260	Vinyl chloride	13.9	ug/L	10.0	06/11/15 00:00	
92253199005	**DUP #1**					
EPA 8081	beta-BHC	0.19	ug/L	0.050	06/12/15 20:03	
EPA 8081	Dieldrin	0.15	ug/L	0.050	06/12/15 20:03	
EPA 8081	Endrin ketone	0.30	ug/L	0.050	06/12/15 20:03	
EPA 8260	cis-1,2-Dichloroethene	724	ug/L	10.0	06/11/15 00:17	
EPA 8260	Trichloroethene	596	ug/L	10.0	06/11/15 00:17	
EPA 8260	Vinyl chloride	13.0	ug/L	10.0	06/11/15 00:17	
92253199006	**MW15**					
EPA 8260	Chloromethane	0.40J	ug/L	1.0	06/11/15 20:12	
EPA 8260	cis-1,2-Dichloroethene	50.9	ug/L	1.0	06/11/15 20:12	
EPA 8260	Trichloroethene	58.8	ug/L	1.0	06/11/15 20:12	
EPA 8260	Vinyl chloride	4.1	ug/L	1.0	06/11/15 20:12	
92253199007	**MW10**					
EPA 8260	Trichloroethene	0.48J	ug/L	1.0	06/10/15 20:22	
92253199008	**MW7**					
EPA 8260	Chloromethane	0.13J	ug/L	1.0	06/10/15 20:39	
EPA 8260	cis-1,2-Dichloroethene	3.9	ug/L	1.0	06/10/15 20:39	
EPA 8260	Trichloroethene	6.9	ug/L	1.0	06/10/15 20:39	
92253199009	**MW14**					
EPA 8260	cis-1,2-Dichloroethene	2.5	ug/L	1.0	06/10/15 20:56	
EPA 8260	Trichloroethene	1.1	ug/L	1.0	06/10/15 20:56	

This report shall not be reproduced, except in full,
without the written consent of Pace Analytical Services, Inc..

Pace Analytical Services, Inc.
9800 Kincey Ave. Suite 100
Huntersville, NC 28078
(704)875-9092

SUMMARY OF DETECTION

Project: LEGION INDUSTRY
Pace Project No.: 92253199

Lab Sample ID / Method	Client Sample ID / Parameters	Result	Units	Report Limit	Analyzed	Qualifiers
92253199010	**MW19**					
EPA 8081	beta-BHC	1.4	ug/L	1.0	06/15/15 12:43	
EPA 8081	delta-BHC	1.0	ug/L	1.0	06/15/15 12:43	
EPA 8081	4,4'-DDD	1.5	ug/L	1.0	06/15/15 12:43	
EPA 8081	Dieldrin	7.9	ug/L	1.0	06/15/15 12:43	
EPA 8081	Endosulfan II	2.8	ug/L	1.0	06/15/15 12:43	
EPA 8081	Endrin	5.8	ug/L	1.0	06/15/15 12:43	
EPA 8081	Endrin ketone	6.2	ug/L	1.0	06/15/15 12:43	
EPA 8260	cis-1,2-Dichloroethene	125	ug/L	25.0	06/11/15 00:34	
EPA 8260	Ethylbenzene	16.0J	ug/L	25.0	06/11/15 00:34	
EPA 8260	Trichloroethene	15.9J	ug/L	25.0	06/11/15 00:34	
EPA 8260	Xylene (Total)	67.1	ug/L	50.0	06/11/15 00:34	
EPA 8260	m&p-Xylene	67.1	ug/L	50.0	06/11/15 00:34	
EPA 8260	o-Xylene	17.3J	ug/L	25.0	06/11/15 00:34	
92253199011	**DUP #2**					
EPA 8081	beta-BHC	1.5	ug/L	1.0	06/15/15 13:01	
EPA 8081	4,4'-DDD	2.1	ug/L	1.0	06/15/15 13:01	
EPA 8081	Dieldrin	7.0	ug/L	1.0	06/15/15 13:01	
EPA 8081	Endosulfan II	2.5	ug/L	1.0	06/15/15 13:01	
EPA 8081	Endrin	5.4	ug/L	1.0	06/15/15 13:01	
EPA 8081	Endrin ketone	5.6	ug/L	1.0	06/15/15 13:01	
EPA 8260	cis-1,2-Dichloroethene	116	ug/L	25.0	06/11/15 00:51	
EPA 8260	Ethylbenzene	14.4J	ug/L	25.0	06/11/15 00:51	
EPA 8260	Trichloroethene	13.6J	ug/L	25.0	06/11/15 00:51	
EPA 8260	Xylene (Total)	64.2	ug/L	50.0	06/11/15 00:51	
EPA 8260	m&p-Xylene	64.2	ug/L	50.0	06/11/15 00:51	
EPA 8260	o-Xylene	16.0J	ug/L	25.0	06/11/15 00:51	
92253199012	**MW4**					
EPA 8260	cis-1,2-Dichloroethene	3.5	ug/L	1.0	06/10/15 21:12	
EPA 8260	Trichloroethene	1.2	ug/L	1.0	06/10/15 21:12	
92253199013	**MW13**					
EPA 8081	beta-BHC	2.9	ug/L	1.0	06/15/15 13:20	
EPA 8081	delta-BHC	1.0	ug/L	1.0	06/15/15 13:20	
EPA 8081	4,4'-DDD	1.2	ug/L	1.0	06/15/15 13:20	
EPA 8081	4,4'-DDT	4.0	ug/L	1.0	06/15/15 13:20	
EPA 8081	Endrin	3.2	ug/L	1.0	06/15/15 13:20	
EPA 8081	Endrin aldehyde	1.3	ug/L	1.0	06/15/15 13:20	
EPA 8081	Endrin ketone	2.8	ug/L	1.0	06/15/15 13:20	
EPA 8260	Chlorobenzene	43.9J	ug/L	50.0	06/11/15 01:08	
EPA 8260	1,4-Dichlorobenzene	56.0	ug/L	50.0	06/11/15 01:08	
EPA 8260	cis-1,2-Dichloroethene	1030	ug/L	50.0	06/11/15 01:08	
EPA 8260	1,2,4-Trichlorobenzene	28.3J	ug/L	50.0	06/11/15 01:08	
EPA 8260	Trichloroethene	2580	ug/L	50.0	06/11/15 01:08	
EPA 8260	Vinyl chloride	576	ug/L	50.0	06/11/15 01:08	
92253199014	**MW18**					
EPA 8081	beta-BHC	0.14	ug/L	0.050	06/12/15 23:26	

This report shall not be reproduced, except in full,
without the written consent of Pace Analytical Services, Inc..

Pace Analytical Services, Inc.
9800 Kincey Ave. Suite 100
Huntersville, NC 28078
(704)875-9092

SUMMARY OF DETECTION

Project: LEGION INDUSTRY
Pace Project No.: 92253199

Lab Sample ID Method	Client Sample ID Parameters	Result	Units	Report Limit	Analyzed	Qualifiers
92253199014	**MW18**					
EPA 8081	delta-BHC	0.16	ug/L	0.050	06/12/15 23:26	
EPA 8081	Chlordane (Technical)	0.23	ug/L	0.20	06/12/15 23:26	
EPA 8081	Endrin ketone	0.13	ug/L	0.050	06/12/15 23:26	
EPA 8081	Toxaphene	2.6	ug/L	0.20	06/12/15 23:26	
EPA 8260	cis-1,2-Dichloroethene	1660	ug/L	50.0	06/11/15 01:25	
EPA 8260	Trichloroethene	3010	ug/L	50.0	06/11/15 01:25	
EPA 8260	Vinyl chloride	680	ug/L	50.0	06/11/15 01:25	
92253199015	**MW12**					
EPA 8081	alpha-BHC	0.18	ug/L	0.050	06/13/15 01:17	
EPA 8081	delta-BHC	0.095	ug/L	0.050	06/13/15 01:17	
EPA 8081	gamma-BHC (Lindane)	0.44	ug/L	0.050	06/13/15 01:17	
EPA 8260	cis-1,2-Dichloroethene	2.6	ug/L	1.0	06/10/15 21:29	
EPA 8260	Naphthalene	0.42J	ug/L	1.0	06/10/15 21:29	
EPA 8260	Trichloroethene	17.4	ug/L	1.0	06/10/15 21:29	

This report shall not be reproduced, except in full,
without the written consent of Pace Analytical Services, Inc..

Pace Analytical Services, Inc.
9800 Kincey Ave. Suite 100
Huntersville, NC 28078
(704)875-9092

PROJECT NARRATIVE

Project: LEGION INDUSTRY
Pace Project No.: 92253199

Method: **EPA 8081**
Description: 8081 Organochlorine Pesticides
Client: Amec Foster Wheeler, Georgia
Date: June 19, 2015

General Information:
15 samples were analyzed for EPA 8081. All samples were received in acceptable condition with any exceptions noted below or on the chain-of custody and/or the sample condition upon receipt form (SCUR) attached at the end of this report.

Hold Time:
The samples were analyzed within the method required hold times with any exceptions noted below.

Sample Preparation:
The samples were prepared in accordance with EPA 3510 with any exceptions noted below.

Initial Calibrations (including MS Tune as applicable):
All criteria were within method requirements with any exceptions noted below.

Continuing Calibration:
All criteria were within method requirements with any exceptions noted below.

Surrogates:
All surrogates were within QC limits with any exceptions noted below.

QC Batch: OEXT/35670

S4: Surrogate recovery not evaluated against control limits due to sample dilution.

- DUP #2 (Lab ID: 92253199011)
  - Decachlorobiphenyl (S)
  - Tetrachloro-m-xylene (S)
- MW11 (Lab ID: 92253199003)
  - Decachlorobiphenyl (S)
  - Tetrachloro-m-xylene (S)
- MW13 (Lab ID: 92253199013)
  - Decachlorobiphenyl (S)
  - Tetrachloro-m-xylene (S)
- MW19 (Lab ID: 92253199010)
  - Decachlorobiphenyl (S)
  - Tetrachloro-m-xylene (S)

Method Blank:
All analytes were below the report limit in the method blank, where applicable, with any exceptions noted below.

Laboratory Control Spike:
All laboratory control spike compounds were within QC limits with any exceptions noted below.

Matrix Spikes:
All percent recoveries and relative percent differences (RPDs) were within acceptance criteria with any exceptions noted below.

This report shall not be reproduced, except in full,
without the written consent of Pace Analytical Services, Inc..

Pace Analytical Services, Inc.
9800 Kincey Ave. Suite 100
Huntersville, NC 28078
(704)875-9092

PROJECT NARRATIVE

Project: LEGION INDUSTRY
Pace Project No.: 92253199

Method: **EPA 8081**
Description: 8081 Organochlorine Pesticides
Client: Amec Foster Wheeler, Georgia
Date: June 19, 2015

QC Batch: OEXT/35670

A matrix spike and/or matrix spike duplicate (MS/MSD) were performed on the following sample(s): 92253199010

M1: Matrix spike recovery exceeded QC limits. Batch accepted based on laboratory control sample (LCS) recovery.

- MS (Lab ID: 1481161)
  - 4,4'-DDE
  - 4,4'-DDT
  - alpha-BHC
  - gamma-BHC (Lindane)
- MSD (Lab ID: 1481162)
  - 4,4'-DDE
  - 4,4'-DDT
  - alpha-BHC
  - gamma-BHC (Lindane)

M3: Matrix spike recovery was outside laboratory control limits due to matrix interferences.

- MS (Lab ID: 1481161)
  - 4,4'-DDD
  - Dieldrin
  - Endosulfan II
  - Endrin
  - Endrin aldehyde
  - Endrin ketone
  - Heptachlor epoxide
  - beta-BHC
- MSD (Lab ID: 1481162)
  - 4,4'-DDD
  - Dieldrin
  - Endosulfan II
  - Endrin
  - Endrin aldehyde
  - Endrin ketone
  - Heptachlor epoxide
  - beta-BHC

Additional Comments:

This report shall not be reproduced, except in full,
without the written consent of Pace Analytical Services, Inc..

Pace Analytical Services, Inc.
9800 Kincey Ave. Suite 100
Huntersville, NC 28078
(704)875-9092

PROJECT NARRATIVE

Project: LEGION INDUSTRY
Pace Project No.: 92253199

Method: **EPA 8260**
Description: 8260 MSV Low Level
Client: Amec Foster Wheeler, Georgia
Date: June 19, 2015

General Information:
16 samples were analyzed for EPA 8260. All samples were received in acceptable condition with any exceptions noted below or on the chain-of custody and/or the sample condition upon receipt form (SCUR) attached at the end of this report.

Hold Time:
The samples were analyzed within the method required hold times with any exceptions noted below.

Initial Calibrations (including MS Tune as applicable):
All criteria were within method requirements with any exceptions noted below.

Continuing Calibration:
All criteria were within method requirements with any exceptions noted below.

Internal Standards:
All internal standards were within QC limits with any exceptions noted below.

Surrogates:
All surrogates were within QC limits with any exceptions noted below.

Method Blank:
All analytes were below the report limit in the method blank, where applicable, with any exceptions noted below.

Laboratory Control Spike:
All laboratory control spike compounds were within QC limits with any exceptions noted below.

QC Batch: MSV/32067

L0: Analyte recovery in the laboratory control sample (LCS) was outside QC limits.

- LCS (Lab ID: 1480866)
  - 1,1-Dichloropropene
  - Bromoform
  - Dichlorodifluoromethane
  - Diisopropyl ether
  - Methylene Chloride

QC Batch: MSV/32068

L0: Analyte recovery in the laboratory control sample (LCS) was outside QC limits.

- LCS (Lab ID: 1480922)
  - Bromomethane
  - Methylene Chloride

Matrix Spikes:
All percent recoveries and relative percent differences (RPDs) were within acceptance criteria with any exceptions noted below.

This report shall not be reproduced, except in full,
without the written consent of Pace Analytical Services, Inc..

Pace Analytical Services, Inc.
9800 Kincey Ave. Suite 100
Huntersville, NC 28078
(704)875-9092

PROJECT NARRATIVE

Project: LEGION INDUSTRY
Pace Project No.: 92253199

Method: **EPA 8260**
Description: 8260 MSV Low Level
Client: Amec Foster Wheeler, Georgia
Date: June 19, 2015

QC Batch: MSV/32067

A matrix spike and/or matrix spike duplicate (MS/MSD) were performed on the following sample(s): 92253199001

M1: Matrix spike recovery exceeded QC limits. Batch accepted based on laboratory control sample (LCS) recovery.

- MS (Lab ID: 1480867)
  - Hexachloro-1,3-butadiene

QC Batch: MSV/32068

A matrix spike and/or matrix spike duplicate (MS/MSD) were performed on the following sample(s): 92253206008

M1: Matrix spike recovery exceeded QC limits. Batch accepted based on laboratory control sample (LCS) recovery.

- MS (Lab ID: 1480923)
  - Dichlorodifluoromethane
  - Hexachloro-1,3-butadiene

QC Batch: MSV/32099

A matrix spike and/or matrix spike duplicate (MS/MSD) were performed on the following sample(s): 92253193007

M1: Matrix spike recovery exceeded QC limits. Batch accepted based on laboratory control sample (LCS) recovery.

- MS (Lab ID: 1482453)
  - Bromomethane
  - Hexachloro-1,3-butadiene
- MSD (Lab ID: 1482454)
  - Bromomethane
  - Hexachloro-1,3-butadiene

Duplicate Sample:
All duplicate sample results were within method acceptance criteria with any exceptions noted below.

Additional Comments:

Analyte Comments:

QC Batch: MSV/32067

C9: Common Laboratory Contaminant.

- BLANK (Lab ID: 1480865)
  - Methylene Chloride

QC Batch: MSV/32068

C9: Common Laboratory Contaminant.

- BLANK (Lab ID: 1480921)
  - Methylene Chloride

This data package has been reviewed for quality and completeness and is approved for release.

This report shall not be reproduced, except in full,
without the written consent of Pace Analytical Services, Inc..

Pace Analytical Services, Inc.
9800 Kincey Ave. Suite 100
Huntersville, NC 28078
(704)875-9092

ANALYTICAL RESULTS

Project: LEGION INDUSTRY
Pace Project No.: 92253199

Sample: MW6 **Lab ID: 92253199001** Collected: 06/03/15 09:00 Received: 06/05/15 15:37 Matrix: Water

Parameters	Results	Units	Report Limit	MDL	DF	Prepared	Analyzed	CAS No.	Qual
8081 Organochlorine Pesticides	Analytical Method: EPA 8081 Preparation Method: EPA 3510								
Aldrin	ND	ug/L	0.050	0.050	1	06/10/15 17:00	06/12/15 18:50	309-00-2	
alpha-BHC	ND	ug/L	0.050	0.050	1	06/10/15 17:00	06/12/15 18:50	319-84-6	
beta-BHC	ND	ug/L	0.050	0.050	1	06/10/15 17:00	06/12/15 18:50	319-85-7	
delta-BHC	ND	ug/L	0.050	0.050	1	06/10/15 17:00	06/12/15 18:50	319-86-8	
gamma-BHC (Lindane)	ND	ug/L	0.050	0.050	1	06/10/15 17:00	06/12/15 18:50	58-89-9	
Chlordane (Technical)	ND	ug/L	0.20	0.20	1	06/10/15 17:00	06/12/15 18:50	57-74-9	
4,4'-DDD	ND	ug/L	0.050	0.050	1	06/10/15 17:00	06/12/15 18:50	72-54-8	
4,4'-DDE	ND	ug/L	0.050	0.050	1	06/10/15 17:00	06/12/15 18:50	72-55-9	
4,4'-DDT	ND	ug/L	0.050	0.050	1	06/10/15 17:00	06/12/15 18:50	50-29-3	
Dieldrin	ND	ug/L	0.050	0.050	1	06/10/15 17:00	06/12/15 18:50	60-57-1	
Endosulfan I	ND	ug/L	0.050	0.050	1	06/10/15 17:00	06/12/15 18:50	959-98-8	
Endosulfan II	ND	ug/L	0.050	0.050	1	06/10/15 17:00	06/12/15 18:50	33213-65-9	
Endosulfan sulfate	ND	ug/L	0.050	0.050	1	06/10/15 17:00	06/12/15 18:50	1031-07-8	
Endrin	ND	ug/L	0.050	0.050	1	06/10/15 17:00	06/12/15 18:50	72-20-8	
Endrin aldehyde	ND	ug/L	0.050	0.050	1	06/10/15 17:00	06/12/15 18:50	7421-93-4	
Endrin ketone	ND	ug/L	0.050	0.050	1	06/10/15 17:00	06/12/15 18:50	53494-70-5	
Heptachlor	ND	ug/L	0.050	0.050	1	06/10/15 17:00	06/12/15 18:50	76-44-8	
Heptachlor epoxide	ND	ug/L	0.050	0.050	1	06/10/15 17:00	06/12/15 18:50	1024-57-3	
Hexachlorobenzene	ND	ug/L	0.050	0.050	1	06/10/15 17:00	06/12/15 18:50	118-74-1	
Methoxychlor	ND	ug/L	0.15	0.15	1	06/10/15 17:00	06/12/15 18:50	72-43-5	
Mirex	ND	ug/L	0.15	0.15	1	06/10/15 17:00	06/12/15 18:50	2385-85-5	
Toxaphene	ND	ug/L	0.20	0.20	1	06/10/15 17:00	06/12/15 18:50	8001-35-2	
Surrogates									
Tetrachloro-m-xylene (S)	34	%	20-130		1	06/10/15 17:00	06/12/15 18:50	877-09-8	
Decachlorobiphenyl (S)	66	%	20-130		1	06/10/15 17:00	06/12/15 18:50	2051-24-3	
8260 MSV Low Level	Analytical Method: EPA 8260								
Acetone	ND	ug/L	25.0	10.0	1		06/10/15 19:15	67-64-1	
Benzene	ND	ug/L	1.0	0.25	1		06/10/15 19:15	71-43-2	
Bromobenzene	ND	ug/L	1.0	0.30	1		06/10/15 19:15	108-86-1	
Bromochloromethane	ND	ug/L	1.0	0.17	1		06/10/15 19:15	74-97-5	
Bromodichloromethane	ND	ug/L	1.0	0.18	1		06/10/15 19:15	75-27-4	
Bromoform	ND	ug/L	1.0	0.26	1		06/10/15 19:15	75-25-2	L2
Bromomethane	ND	ug/L	2.0	0.29	1		06/10/15 19:15	74-83-9	
2-Butanone (MEK)	ND	ug/L	5.0	0.96	1		06/10/15 19:15	78-93-3	
Carbon tetrachloride	ND	ug/L	1.0	0.25	1		06/10/15 19:15	56-23-5	
Chlorobenzene	ND	ug/L	1.0	0.23	1		06/10/15 19:15	108-90-7	
Chloroethane	ND	ug/L	1.0	0.54	1		06/10/15 19:15	75-00-3	
Chloroform	ND	ug/L	1.0	0.14	1		06/10/15 19:15	67-66-3	
Chloromethane	ND	ug/L	1.0	0.11	1		06/10/15 19:15	74-87-3	
2-Chlorotoluene	ND	ug/L	1.0	0.35	1		06/10/15 19:15	95-49-8	
4-Chlorotoluene	ND	ug/L	1.0	0.31	1		06/10/15 19:15	106-43-4	
1,2-Dibromo-3-chloropropane	ND	ug/L	2.0	2.0	1		06/10/15 19:15	96-12-8	
Dibromochloromethane	ND	ug/L	1.0	0.21	1		06/10/15 19:15	124-48-1	
1,2-Dibromoethane (EDB)	ND	ug/L	1.0	0.27	1		06/10/15 19:15	106-93-4	
Dibromomethane	ND	ug/L	1.0	0.21	1		06/10/15 19:15	74-95-3	

This report shall not be reproduced, except in full,
without the written consent of Pace Analytical Services, Inc..

Pace Analytical Services, Inc.
9800 Kincey Ave. Suite 100
Huntersville, NC 28078
(704)875-9092

ANALYTICAL RESULTS

Project: LEGION INDUSTRY
Pace Project No.: 92253199

Sample: MW6 **Lab ID: 92253199001** Collected: 06/03/15 09:00 Received: 06/05/15 15:37 Matrix: Water

Parameters	Results	Units	Report Limit	MDL	DF	Prepared	Analyzed	CAS No.	Qual
8260 MSV Low Level	Analytical Method: EPA 8260								
1,2-Dichlorobenzene	ND	ug/L	1.0	0.30	1		06/10/15 19:15	95-50-1	
1,3-Dichlorobenzene	ND	ug/L	1.0	0.24	1		06/10/15 19:15	541-73-1	
1,4-Dichlorobenzene	ND	ug/L	1.0	0.33	1		06/10/15 19:15	106-46-7	
Dichlorodifluoromethane	ND	ug/L	1.0	0.21	1		06/10/15 19:15	75-71-8	L3
1,1-Dichloroethane	ND	ug/L	1.0	0.32	1		06/10/15 19:15	75-34-3	
1,2-Dichloroethane	ND	ug/L	1.0	0.12	1		06/10/15 19:15	107-06-2	
1,1-Dichloroethene	ND	ug/L	1.0	0.56	1		06/10/15 19:15	75-35-4	
cis-1,2-Dichloroethene	**0.29J**	ug/L	1.0	0.19	1		06/10/15 19:15	156-59-2	
trans-1,2-Dichloroethene	ND	ug/L	1.0	0.49	1		06/10/15 19:15	156-60-5	
1,2-Dichloropropane	ND	ug/L	1.0	0.27	1		06/10/15 19:15	78-87-5	
1,3-Dichloropropane	ND	ug/L	1.0	0.28	1		06/10/15 19:15	142-28-9	
2,2-Dichloropropane	ND	ug/L	1.0	0.13	1		06/10/15 19:15	594-20-7	
1,1-Dichloropropene	ND	ug/L	1.0	0.49	1		06/10/15 19:15	563-58-6	L3
cis-1,3-Dichloropropene	ND	ug/L	1.0	0.13	1		06/10/15 19:15	10061-01-5	
trans-1,3-Dichloropropene	ND	ug/L	1.0	0.26	1		06/10/15 19:15	10061-02-6	
Diisopropyl ether	ND	ug/L	1.0	0.12	1		06/10/15 19:15	108-20-3	L3
Ethylbenzene	ND	ug/L	1.0	0.30	1		06/10/15 19:15	100-41-4	
Hexachloro-1,3-butadiene	ND	ug/L	1.0	0.71	1		06/10/15 19:15	87-68-3	M1
2-Hexanone	ND	ug/L	5.0	0.46	1		06/10/15 19:15	591-78-6	
p-Isopropyltoluene	ND	ug/L	1.0	0.31	1		06/10/15 19:15	99-87-6	
Methylene Chloride	ND	ug/L	2.0	0.97	1		06/10/15 19:15	75-09-2	L3
4-Methyl-2-pentanone (MIBK)	ND	ug/L	5.0	0.33	1		06/10/15 19:15	108-10-1	
Methyl-tert-butyl ether	ND	ug/L	1.0	0.21	1		06/10/15 19:15	1634-04-4	
Naphthalene	ND	ug/L	1.0	0.24	1		06/10/15 19:15	91-20-3	
Styrene	ND	ug/L	1.0	0.26	1		06/10/15 19:15	100-42-5	
1,1,1,2-Tetrachloroethane	ND	ug/L	1.0	0.33	1		06/10/15 19:15	630-20-6	
1,1,2,2-Tetrachloroethane	ND	ug/L	1.0	0.40	1		06/10/15 19:15	79-34-5	
Tetrachloroethene	ND	ug/L	1.0	0.46	1		06/10/15 19:15	127-18-4	
Toluene	ND	ug/L	1.0	0.26	1		06/10/15 19:15	108-88-3	
1,2,3-Trichlorobenzene	ND	ug/L	1.0	0.33	1		06/10/15 19:15	87-61-6	
1,2,4-Trichlorobenzene	ND	ug/L	1.0	0.35	1		06/10/15 19:15	120-82-1	
1,1,1-Trichloroethane	ND	ug/L	1.0	0.48	1		06/10/15 19:15	71-55-6	
1,1,2-Trichloroethane	ND	ug/L	1.0	0.29	1		06/10/15 19:15	79-00-5	
Trichloroethene	**1.0**	ug/L	1.0	0.47	1		06/10/15 19:15	79-01-6	
Trichlorofluoromethane	ND	ug/L	1.0	0.20	1		06/10/15 19:15	75-69-4	
1,2,3-Trichloropropane	ND	ug/L	1.0	0.41	1		06/10/15 19:15	96-18-4	
Vinyl acetate	ND	ug/L	2.0	0.35	1		06/10/15 19:15	108-05-4	
Vinyl chloride	ND	ug/L	1.0	0.62	1		06/10/15 19:15	75-01-4	
Xylene (Total)	ND	ug/L	2.0	0.66	1		06/10/15 19:15	1330-20-7	
m&p-Xylene	ND	ug/L	2.0	0.66	1		06/10/15 19:15	179601-23-1	
o-Xylene	ND	ug/L	1.0	0.23	1		06/10/15 19:15	95-47-6	
Surrogates									
4-Bromofluorobenzene (S)	96	%	70-130		1		06/10/15 19:15	460-00-4	
1,2-Dichloroethane-d4 (S)	108	%	70-130		1		06/10/15 19:15	17060-07-0	
Toluene-d8 (S)	105	%	70-130		1		06/10/15 19:15	2037-26-5	

This report shall not be reproduced, except in full,
without the written consent of Pace Analytical Services, Inc..

Pace Analytical Services, Inc.
9800 Kincey Ave. Suite 100
Huntersville, NC 28078
(704)875-9092

ANALYTICAL RESULTS

Project: LEGION INDUSTRY
Pace Project No.: 92253199

Sample: MW5 **Lab ID: 92253199002** Collected: 06/03/15 09:30 Received: 06/05/15 15:37 Matrix: Water

Parameters	Results	Units	Report Limit	MDL	DF	Prepared	Analyzed	CAS No.	Qual
8081 Organochlorine Pesticides	Analytical Method: EPA 8081 Preparation Method: EPA 3510								
Aldrin	ND	ug/L	0.050	0.050	1	06/10/15 17:00	06/12/15 19:08	309-00-2	
alpha-BHC	ND	ug/L	0.050	0.050	1	06/10/15 17:00	06/12/15 19:08	319-84-6	
beta-BHC	ND	ug/L	0.050	0.050	1	06/10/15 17:00	06/12/15 19:08	319-85-7	
delta-BHC	ND	ug/L	0.050	0.050	1	06/10/15 17:00	06/12/15 19:08	319-86-8	
gamma-BHC (Lindane)	ND	ug/L	0.050	0.050	1	06/10/15 17:00	06/12/15 19:08	58-89-9	
Chlordane (Technical)	ND	ug/L	0.20	0.20	1	06/10/15 17:00	06/12/15 19:08	57-74-9	
4,4'-DDD	ND	ug/L	0.050	0.050	1	06/10/15 17:00	06/12/15 19:08	72-54-8	
4,4'-DDE	ND	ug/L	0.050	0.050	1	06/10/15 17:00	06/12/15 19:08	72-55-9	
4,4'-DDT	ND	ug/L	0.050	0.050	1	06/10/15 17:00	06/12/15 19:08	50-29-3	
Dieldrin	ND	ug/L	0.050	0.050	1	06/10/15 17:00	06/12/15 19:08	60-57-1	
Endosulfan I	ND	ug/L	0.050	0.050	1	06/10/15 17:00	06/12/15 19:08	959-98-8	
Endosulfan II	ND	ug/L	0.050	0.050	1	06/10/15 17:00	06/12/15 19:08	33213-65-9	
Endosulfan sulfate	ND	ug/L	0.050	0.050	1	06/10/15 17:00	06/12/15 19:08	1031-07-8	
Endrin	ND	ug/L	0.050	0.050	1	06/10/15 17:00	06/12/15 19:08	72-20-8	
Endrin aldehyde	ND	ug/L	0.050	0.050	1	06/10/15 17:00	06/12/15 19:08	7421-93-4	
Endrin ketone	ND	ug/L	0.050	0.050	1	06/10/15 17:00	06/12/15 19:08	53494-70-5	
Heptachlor	ND	ug/L	0.050	0.050	1	06/10/15 17:00	06/12/15 19:08	76-44-8	
Heptachlor epoxide	ND	ug/L	0.050	0.050	1	06/10/15 17:00	06/12/15 19:08	1024-57-3	
Hexachlorobenzene	ND	ug/L	0.050	0.050	1	06/10/15 17:00	06/12/15 19:08	118-74-1	
Methoxychlor	ND	ug/L	0.15	0.15	1	06/10/15 17:00	06/12/15 19:08	72-43-5	
Mirex	ND	ug/L	0.15	0.15	1	06/10/15 17:00	06/12/15 19:08	2385-85-5	
Toxaphene	ND	ug/L	0.20	0.20	1	06/10/15 17:00	06/12/15 19:08	8001-35-2	
Surrogates									
Tetrachloro-m-xylene (S)	58	%	20-130		1	06/10/15 17:00	06/12/15 19:08	877-09-8	
Decachlorobiphenyl (S)	71	%	20-130		1	06/10/15 17:00	06/12/15 19:08	2051-24-3	
8260 MSV Low Level	Analytical Method: EPA 8260								
Acetone	ND	ug/L	25.0	10.0	1		06/10/15 19:32	67-64-1	
Benzene	ND	ug/L	1.0	0.25	1		06/10/15 19:32	71-43-2	
Bromobenzene	ND	ug/L	1.0	0.30	1		06/10/15 19:32	108-86-1	
Bromochloromethane	ND	ug/L	1.0	0.17	1		06/10/15 19:32	74-97-5	
Bromodichloromethane	ND	ug/L	1.0	0.18	1		06/10/15 19:32	75-27-4	
Bromoform	ND	ug/L	1.0	0.26	1		06/10/15 19:32	75-25-2	L2
Bromomethane	ND	ug/L	2.0	0.29	1		06/10/15 19:32	74-83-9	
2-Butanone (MEK)	ND	ug/L	5.0	0.96	1		06/10/15 19:32	78-93-3	
Carbon tetrachloride	ND	ug/L	1.0	0.25	1		06/10/15 19:32	56-23-5	
Chlorobenzene	ND	ug/L	1.0	0.23	1		06/10/15 19:32	108-90-7	
Chloroethane	ND	ug/L	1.0	0.54	1		06/10/15 19:32	75-00-3	
Chloroform	ND	ug/L	1.0	0.14	1		06/10/15 19:32	67-66-3	
Chloromethane	ND	ug/L	1.0	0.11	1		06/10/15 19:32	74-87-3	
2-Chlorotoluene	ND	ug/L	1.0	0.35	1		06/10/15 19:32	95-49-8	
4-Chlorotoluene	ND	ug/L	1.0	0.31	1		06/10/15 19:32	106-43-4	
1,2-Dibromo-3-chloropropane	ND	ug/L	2.0	2.0	1		06/10/15 19:32	96-12-8	
Dibromochloromethane	ND	ug/L	1.0	0.21	1		06/10/15 19:32	124-48-1	
1,2-Dibromoethane (EDB)	ND	ug/L	1.0	0.27	1		06/10/15 19:32	106-93-4	
Dibromomethane	ND	ug/L	1.0	0.21	1		06/10/15 19:32	74-95-3	

This report shall not be reproduced, except in full,
without the written consent of Pace Analytical Services, Inc..

Pace Analytical Services, Inc.
9800 Kincey Ave. Suite 100
Huntersville, NC 28078
(704)875-9092

ANALYTICAL RESULTS

Project: LEGION INDUSTRY
Pace Project No.: 92253199

Sample: MW5 **Lab ID: 92253199002** Collected: 06/03/15 09:30 Received: 06/05/15 15:37 Matrix: Water

Parameters	Results	Units	Report Limit	MDL	DF	Prepared	Analyzed	CAS No.	Qual
8260 MSV Low Level	Analytical Method: EPA 8260								
1,2-Dichlorobenzene	ND	ug/L	1.0	0.30	1		06/10/15 19:32	95-50-1	
1,3-Dichlorobenzene	ND	ug/L	1.0	0.24	1		06/10/15 19:32	541-73-1	
1,4-Dichlorobenzene	ND	ug/L	1.0	0.33	1		06/10/15 19:32	106-46-7	
Dichlorodifluoromethane	ND	ug/L	1.0	0.21	1		06/10/15 19:32	75-71-8	L3
1,1-Dichloroethane	ND	ug/L	1.0	0.32	1		06/10/15 19:32	75-34-3	
1,2-Dichloroethane	ND	ug/L	1.0	0.12	1		06/10/15 19:32	107-06-2	
1,1-Dichloroethene	ND	ug/L	1.0	0.56	1		06/10/15 19:32	75-35-4	
cis-1,2-Dichloroethene	ND	ug/L	1.0	0.19	1		06/10/15 19:32	156-59-2	
trans-1,2-Dichloroethene	ND	ug/L	1.0	0.49	1		06/10/15 19:32	156-60-5	
1,2-Dichloropropane	ND	ug/L	1.0	0.27	1		06/10/15 19:32	78-87-5	
1,3-Dichloropropane	ND	ug/L	1.0	0.28	1		06/10/15 19:32	142-28-9	
2,2-Dichloropropane	ND	ug/L	1.0	0.13	1		06/10/15 19:32	594-20-7	
1,1-Dichloropropene	ND	ug/L	1.0	0.49	1		06/10/15 19:32	563-58-6	L3
cis-1,3-Dichloropropene	ND	ug/L	1.0	0.13	1		06/10/15 19:32	10061-01-5	
trans-1,3-Dichloropropene	ND	ug/L	1.0	0.26	1		06/10/15 19:32	10061-02-6	
Diisopropyl ether	ND	ug/L	1.0	0.12	1		06/10/15 19:32	108-20-3	L3
Ethylbenzene	ND	ug/L	1.0	0.30	1		06/10/15 19:32	100-41-4	
Hexachloro-1,3-butadiene	ND	ug/L	1.0	0.71	1		06/10/15 19:32	87-68-3	
2-Hexanone	ND	ug/L	5.0	0.46	1		06/10/15 19:32	591-78-6	
p-Isopropyltoluene	ND	ug/L	1.0	0.31	1		06/10/15 19:32	99-87-6	
Methylene Chloride	ND	ug/L	2.0	0.97	1		06/10/15 19:32	75-09-2	L3
4-Methyl-2-pentanone (MIBK)	ND	ug/L	5.0	0.33	1		06/10/15 19:32	108-10-1	
Methyl-tert-butyl ether	ND	ug/L	1.0	0.21	1		06/10/15 19:32	1634-04-4	
Naphthalene	ND	ug/L	1.0	0.24	1		06/10/15 19:32	91-20-3	
Styrene	ND	ug/L	1.0	0.26	1		06/10/15 19:32	100-42-5	
1,1,1,2-Tetrachloroethane	ND	ug/L	1.0	0.33	1		06/10/15 19:32	630-20-6	
1,1,2,2-Tetrachloroethane	ND	ug/L	1.0	0.40	1		06/10/15 19:32	79-34-5	
Tetrachloroethene	ND	ug/L	1.0	0.46	1		06/10/15 19:32	127-18-4	
Toluene	ND	ug/L	1.0	0.26	1		06/10/15 19:32	108-88-3	
1,2,3-Trichlorobenzene	ND	ug/L	1.0	0.33	1		06/10/15 19:32	87-61-6	
1,2,4-Trichlorobenzene	ND	ug/L	1.0	0.35	1		06/10/15 19:32	120-82-1	
1,1,1-Trichloroethane	ND	ug/L	1.0	0.48	1		06/10/15 19:32	71-55-6	
1,1,2-Trichloroethane	ND	ug/L	1.0	0.29	1		06/10/15 19:32	79-00-5	
Trichloroethene	**0.61J**	ug/L	1.0	0.47	1		06/10/15 19:32	79-01-6	
Trichlorofluoromethane	ND	ug/L	1.0	0.20	1		06/10/15 19:32	75-69-4	
1,2,3-Trichloropropane	ND	ug/L	1.0	0.41	1		06/10/15 19:32	96-18-4	
Vinyl acetate	ND	ug/L	2.0	0.35	1		06/10/15 19:32	108-05-4	
Vinyl chloride	ND	ug/L	1.0	0.62	1		06/10/15 19:32	75-01-4	
Xylene (Total)	ND	ug/L	2.0	0.66	1		06/10/15 19:32	1330-20-7	
m&p-Xylene	ND	ug/L	2.0	0.66	1		06/10/15 19:32	179601-23-1	
o-Xylene	ND	ug/L	1.0	0.23	1		06/10/15 19:32	95-47-6	
Surrogates									
4-Bromofluorobenzene (S)	96	%	70-130		1		06/10/15 19:32	460-00-4	
1,2-Dichloroethane-d4 (S)	107	%	70-130		1		06/10/15 19:32	17060-07-0	
Toluene-d8 (S)	101	%	70-130		1		06/10/15 19:32	2037-26-5	

This report shall not be reproduced, except in full,
without the written consent of Pace Analytical Services, Inc..

Pace Analytical Services, Inc.
9800 Kincey Ave. Suite 100
Huntersville, NC 28078
(704)875-9092

ANALYTICAL RESULTS

Project: LEGION INDUSTRY
Pace Project No.: 92253199

Sample: MW11 **Lab ID: 92253199003** Collected: 06/03/15 11:23 Received: 06/05/15 15:37 Matrix: Water

Parameters	Results	Units	Report Limit	MDL	DF	Prepared	Analyzed	CAS No.	Qual
8081 Organochlorine Pesticides	Analytical Method: EPA 8081 Preparation Method: EPA 3510								
Aldrin	ND	ug/L	0.50	0.50	10	06/10/15 17:00	06/15/15 12:24	309-00-2	
alpha-BHC	**1.2**	ug/L	0.50	0.50	10	06/10/15 17:00	06/15/15 12:24	319-84-6	
beta-BHC	ND	ug/L	0.50	0.50	10	06/10/15 17:00	06/15/15 12:24	319-85-7	
delta-BHC	ND	ug/L	0.50	0.50	10	06/10/15 17:00	06/15/15 12:24	319-86-8	
gamma-BHC (Lindane)	**0.56**	ug/L	0.50	0.50	10	06/10/15 17:00	06/15/15 12:24	58-89-9	
Chlordane (Technical)	ND	ug/L	2.0	2.0	10	06/10/15 17:00	06/15/15 12:24	57-74-9	
4,4'-DDD	ND	ug/L	0.50	0.50	10	06/10/15 17:00	06/15/15 12:24	72-54-8	
4,4'-DDE	ND	ug/L	0.50	0.50	10	06/10/15 17:00	06/15/15 12:24	72-55-9	
4,4'-DDT	ND	ug/L	0.50	0.50	10	06/10/15 17:00	06/15/15 12:24	50-29-3	
Dieldrin	ND	ug/L	0.50	0.50	10	06/10/15 17:00	06/15/15 12:24	60-57-1	
Endosulfan I	ND	ug/L	0.50	0.50	10	06/10/15 17:00	06/15/15 12:24	959-98-8	
Endosulfan II	ND	ug/L	0.50	0.50	10	06/10/15 17:00	06/15/15 12:24	33213-65-9	
Endosulfan sulfate	ND	ug/L	0.50	0.50	10	06/10/15 17:00	06/15/15 12:24	1031-07-8	
Endrin	ND	ug/L	0.50	0.50	10	06/10/15 17:00	06/15/15 12:24	72-20-8	
Endrin aldehyde	ND	ug/L	0.50	0.50	10	06/10/15 17:00	06/15/15 12:24	7421-93-4	
Endrin ketone	**3.4**	ug/L	0.50	0.50	10	06/10/15 17:00	06/15/15 12:24	53494-70-5	
Heptachlor	ND	ug/L	0.50	0.50	10	06/10/15 17:00	06/15/15 12:24	76-44-8	
Heptachlor epoxide	ND	ug/L	0.50	0.50	10	06/10/15 17:00	06/15/15 12:24	1024-57-3	
Hexachlorobenzene	ND	ug/L	0.50	0.50	10	06/10/15 17:00	06/15/15 12:24	118-74-1	
Methoxychlor	ND	ug/L	1.5	1.5	10	06/10/15 17:00	06/15/15 12:24	72-43-5	
Mirex	ND	ug/L	1.5	1.5	10	06/10/15 17:00	06/15/15 12:24	2385-85-5	
Toxaphene	ND	ug/L	2.0	2.0	10	06/10/15 17:00	06/15/15 12:24	8001-35-2	
Surrogates									
Tetrachloro-m-xylene (S)	0	%	20-130		10	06/10/15 17:00	06/15/15 12:24	877-09-8	S4
Decachlorobiphenyl (S)	0	%	20-130		10	06/10/15 17:00	06/15/15 12:24	2051-24-3	S4
8260 MSV Low Level	Analytical Method: EPA 8260								
Acetone	**11.6J**	ug/L	25.0	10.0	1		06/10/15 19:49	67-64-1	
Benzene	ND	ug/L	1.0	0.25	1		06/10/15 19:49	71-43-2	
Bromobenzene	ND	ug/L	1.0	0.30	1		06/10/15 19:49	108-86-1	
Bromochloromethane	ND	ug/L	1.0	0.17	1		06/10/15 19:49	74-97-5	
Bromodichloromethane	ND	ug/L	1.0	0.18	1		06/10/15 19:49	75-27-4	
Bromoform	ND	ug/L	1.0	0.26	1		06/10/15 19:49	75-25-2	L2
Bromomethane	ND	ug/L	2.0	0.29	1		06/10/15 19:49	74-83-9	
2-Butanone (MEK)	**2.4J**	ug/L	5.0	0.96	1		06/10/15 19:49	78-93-3	
Carbon tetrachloride	ND	ug/L	1.0	0.25	1		06/10/15 19:49	56-23-5	
Chlorobenzene	ND	ug/L	1.0	0.23	1		06/10/15 19:49	108-90-7	
Chloroethane	ND	ug/L	1.0	0.54	1		06/10/15 19:49	75-00-3	
Chloroform	ND	ug/L	1.0	0.14	1		06/10/15 19:49	67-66-3	
Chloromethane	ND	ug/L	1.0	0.11	1		06/10/15 19:49	74-87-3	
2-Chlorotoluene	ND	ug/L	1.0	0.35	1		06/10/15 19:49	95-49-8	
4-Chlorotoluene	ND	ug/L	1.0	0.31	1		06/10/15 19:49	106-43-4	
1,2-Dibromo-3-chloropropane	ND	ug/L	2.0	2.0	1		06/10/15 19:49	96-12-8	
Dibromochloromethane	ND	ug/L	1.0	0.21	1		06/10/15 19:49	124-48-1	
1,2-Dibromoethane (EDB)	ND	ug/L	1.0	0.27	1		06/10/15 19:49	106-93-4	
Dibromomethane	ND	ug/L	1.0	0.21	1		06/10/15 19:49	74-95-3	

This report shall not be reproduced, except in full,
without the written consent of Pace Analytical Services, Inc..

Pace Analytical Services, Inc.
9800 Kincey Ave. Suite 100
Huntersville, NC 28078
(704)875-9092

ANALYTICAL RESULTS

Project: LEGION INDUSTRY
Pace Project No.: 92253199

Sample: MW11 **Lab ID: 92253199003** Collected: 06/03/15 11:23 Received: 06/05/15 15:37 Matrix: Water

Parameters	Results	Units	Report Limit	MDL	DF	Prepared	Analyzed	CAS No.	Qual
8260 MSV Low Level	Analytical Method: EPA 8260								
1,2-Dichlorobenzene	ND	ug/L	1.0	0.30	1		06/10/15 19:49	95-50-1	
1,3-Dichlorobenzene	ND	ug/L	1.0	0.24	1		06/10/15 19:49	541-73-1	
1,4-Dichlorobenzene	ND	ug/L	1.0	0.33	1		06/10/15 19:49	106-46-7	
Dichlorodifluoromethane	ND	ug/L	1.0	0.21	1		06/10/15 19:49	75-71-8	L3
1,1-Dichloroethane	ND	ug/L	1.0	0.32	1		06/10/15 19:49	75-34-3	
1,2-Dichloroethane	ND	ug/L	1.0	0.12	1		06/10/15 19:49	107-06-2	
1,1-Dichloroethene	ND	ug/L	1.0	0.56	1		06/10/15 19:49	75-35-4	
cis-1,2-Dichloroethene	**2.3**	ug/L	1.0	0.19	1		06/10/15 19:49	156-59-2	
trans-1,2-Dichloroethene	ND	ug/L	1.0	0.49	1		06/10/15 19:49	156-60-5	
1,2-Dichloropropane	ND	ug/L	1.0	0.27	1		06/10/15 19:49	78-87-5	
1,3-Dichloropropane	ND	ug/L	1.0	0.28	1		06/10/15 19:49	142-28-9	
2,2-Dichloropropane	ND	ug/L	1.0	0.13	1		06/10/15 19:49	594-20-7	
1,1-Dichloropropene	ND	ug/L	1.0	0.49	1		06/10/15 19:49	563-58-6	L3
cis-1,3-Dichloropropene	ND	ug/L	1.0	0.13	1		06/10/15 19:49	10061-01-5	
trans-1,3-Dichloropropene	ND	ug/L	1.0	0.26	1		06/10/15 19:49	10061-02-6	
Diisopropyl ether	ND	ug/L	1.0	0.12	1		06/10/15 19:49	108-20-3	L3
Ethylbenzene	ND	ug/L	1.0	0.30	1		06/10/15 19:49	100-41-4	
Hexachloro-1,3-butadiene	ND	ug/L	1.0	0.71	1		06/10/15 19:49	87-68-3	
2-Hexanone	ND	ug/L	5.0	0.46	1		06/10/15 19:49	591-78-6	
p-Isopropyltoluene	ND	ug/L	1.0	0.31	1		06/10/15 19:49	99-87-6	
Methylene Chloride	ND	ug/L	2.0	0.97	1		06/10/15 19:49	75-09-2	L3
4-Methyl-2-pentanone (MIBK)	ND	ug/L	5.0	0.33	1		06/10/15 19:49	108-10-1	
Methyl-tert-butyl ether	ND	ug/L	1.0	0.21	1		06/10/15 19:49	1634-04-4	
Naphthalene	**2.3**	ug/L	1.0	0.24	1		06/10/15 19:49	91-20-3	
Styrene	ND	ug/L	1.0	0.26	1		06/10/15 19:49	100-42-5	
1,1,1,2-Tetrachloroethane	ND	ug/L	1.0	0.33	1		06/10/15 19:49	630-20-6	
1,1,2,2-Tetrachloroethane	ND	ug/L	1.0	0.40	1		06/10/15 19:49	79-34-5	
Tetrachloroethene	ND	ug/L	1.0	0.46	1		06/10/15 19:49	127-18-4	
Toluene	ND	ug/L	1.0	0.26	1		06/10/15 19:49	108-88-3	
1,2,3-Trichlorobenzene	ND	ug/L	1.0	0.33	1		06/10/15 19:49	87-61-6	
1,2,4-Trichlorobenzene	ND	ug/L	1.0	0.35	1		06/10/15 19:49	120-82-1	
1,1,1-Trichloroethane	ND	ug/L	1.0	0.48	1		06/10/15 19:49	71-55-6	
1,1,2-Trichloroethane	ND	ug/L	1.0	0.29	1		06/10/15 19:49	79-00-5	
Trichloroethene	**2.8**	ug/L	1.0	0.47	1		06/10/15 19:49	79-01-6	
Trichlorofluoromethane	ND	ug/L	1.0	0.20	1		06/10/15 19:49	75-69-4	
1,2,3-Trichloropropane	ND	ug/L	1.0	0.41	1		06/10/15 19:49	96-18-4	
Vinyl acetate	ND	ug/L	2.0	0.35	1		06/10/15 19:49	108-05-4	
Vinyl chloride	ND	ug/L	1.0	0.62	1		06/10/15 19:49	75-01-4	
Xylene (Total)	ND	ug/L	2.0	0.66	1		06/10/15 19:49	1330-20-7	
m&p-Xylene	ND	ug/L	2.0	0.66	1		06/10/15 19:49	179601-23-1	
o-Xylene	ND	ug/L	1.0	0.23	1		06/10/15 19:49	95-47-6	
Surrogates									
4-Bromofluorobenzene (S)	98	%	70-130		1		06/10/15 19:49	460-00-4	
1,2-Dichloroethane-d4 (S)	106	%	70-130		1		06/10/15 19:49	17060-07-0	
Toluene-d8 (S)	103	%	70-130		1		06/10/15 19:49	2037-26-5	

REPORT OF LABORATORY ANALYSIS

This report shall not be reproduced, except in full,
without the written consent of Pace Analytical Services, Inc..

Pace Analytical Services, Inc.
9800 Kincey Ave. Suite 100
Huntersville, NC 28078
(704)875-9092

ANALYTICAL RESULTS

Project: LEGION INDUSTRY
Pace Project No.: 92253199

Sample: MW1 **Lab ID: 92253199004** Collected: 06/03/15 14:25 Received: 06/05/15 15:37 Matrix: Water

Parameters	Results	Units	Report Limit	MDL	DF	Prepared	Analyzed	CAS No.	Qual
8081 Organochlorine Pesticides	Analytical Method: EPA 8081 Preparation Method: EPA 3510								
Aldrin	ND	ug/L	0.050	0.050	1	06/10/15 17:00	06/12/15 19:45	309-00-2	
alpha-BHC	ND	ug/L	0.050	0.050	1	06/10/15 17:00	06/12/15 19:45	319-84-6	
beta-BHC	**0.16**	ug/L	0.050	0.050	1	06/10/15 17:00	06/12/15 19:45	319-85-7	
delta-BHC	ND	ug/L	0.050	0.050	1	06/10/15 17:00	06/12/15 19:45	319-86-8	
gamma-BHC (Lindane)	ND	ug/L	0.050	0.050	1	06/10/15 17:00	06/12/15 19:45	58-89-9	
Chlordane (Technical)	ND	ug/L	0.20	0.20	1	06/10/15 17:00	06/12/15 19:45	57-74-9	
4,4'-DDD	ND	ug/L	0.050	0.050	1	06/10/15 17:00	06/12/15 19:45	72-54-8	
4,4'-DDE	ND	ug/L	0.050	0.050	1	06/10/15 17:00	06/12/15 19:45	72-55-9	
4,4'-DDT	ND	ug/L	0.050	0.050	1	06/10/15 17:00	06/12/15 19:45	50-29-3	
Dieldrin	**0.13**	ug/L	0.050	0.050	1	06/10/15 17:00	06/12/15 19:45	60-57-1	
Endosulfan I	ND	ug/L	0.050	0.050	1	06/10/15 17:00	06/12/15 19:45	959-98-8	
Endosulfan II	ND	ug/L	0.050	0.050	1	06/10/15 17:00	06/12/15 19:45	33213-65-9	
Endosulfan sulfate	ND	ug/L	0.050	0.050	1	06/10/15 17:00	06/12/15 19:45	1031-07-8	
Endrin	ND	ug/L	0.050	0.050	1	06/10/15 17:00	06/12/15 19:45	72-20-8	
Endrin aldehyde	ND	ug/L	0.050	0.050	1	06/10/15 17:00	06/12/15 19:45	7421-93-4	
Endrin ketone	**0.25**	ug/L	0.050	0.050	1	06/10/15 17:00	06/12/15 19:45	53494-70-5	
Heptachlor	ND	ug/L	0.050	0.050	1	06/10/15 17:00	06/12/15 19:45	76-44-8	
Heptachlor epoxide	ND	ug/L	0.050	0.050	1	06/10/15 17:00	06/12/15 19:45	1024-57-3	
Hexachlorobenzene	ND	ug/L	0.050	0.050	1	06/10/15 17:00	06/12/15 19:45	118-74-1	
Methoxychlor	ND	ug/L	0.15	0.15	1	06/10/15 17:00	06/12/15 19:45	72-43-5	
Mirex	ND	ug/L	0.15	0.15	1	06/10/15 17:00	06/12/15 19:45	2385-85-5	
Toxaphene	ND	ug/L	0.20	0.20	1	06/10/15 17:00	06/12/15 19:45	8001-35-2	
Surrogates									
Tetrachloro-m-xylene (S)	63	%	20-130		1	06/10/15 17:00	06/12/15 19:45	877-09-8	
Decachlorobiphenyl (S)	81	%	20-130		1	06/10/15 17:00	06/12/15 19:45	2051-24-3	
8260 MSV Low Level	Analytical Method: EPA 8260								
Acetone	ND	ug/L	250	100	10		06/11/15 00:00	67-64-1	
Benzene	ND	ug/L	10.0	2.5	10		06/11/15 00:00	71-43-2	
Bromobenzene	ND	ug/L	10.0	3.0	10		06/11/15 00:00	108-86-1	
Bromochloromethane	ND	ug/L	10.0	1.7	10		06/11/15 00:00	74-97-5	
Bromodichloromethane	ND	ug/L	10.0	1.8	10		06/11/15 00:00	75-27-4	
Bromoform	ND	ug/L	10.0	2.6	10		06/11/15 00:00	75-25-2	
Bromomethane	ND	ug/L	20.0	2.9	10		06/11/15 00:00	74-83-9	L3
2-Butanone (MEK)	ND	ug/L	50.0	9.6	10		06/11/15 00:00	78-93-3	
Carbon tetrachloride	ND	ug/L	10.0	2.5	10		06/11/15 00:00	56-23-5	
Chlorobenzene	ND	ug/L	10.0	2.3	10		06/11/15 00:00	108-90-7	
Chloroethane	ND	ug/L	10.0	5.4	10		06/11/15 00:00	75-00-3	
Chloroform	ND	ug/L	10.0	1.4	10		06/11/15 00:00	67-66-3	
Chloromethane	ND	ug/L	10.0	1.1	10		06/11/15 00:00	74-87-3	
2-Chlorotoluene	ND	ug/L	10.0	3.5	10		06/11/15 00:00	95-49-8	
4-Chlorotoluene	ND	ug/L	10.0	3.1	10		06/11/15 00:00	106-43-4	
1,2-Dibromo-3-chloropropane	ND	ug/L	20.0	20.0	10		06/11/15 00:00	96-12-8	
Dibromochloromethane	ND	ug/L	10.0	2.1	10		06/11/15 00:00	124-48-1	
1,2-Dibromoethane (EDB)	ND	ug/L	10.0	2.7	10		06/11/15 00:00	106-93-4	
Dibromomethane	ND	ug/L	10.0	2.1	10		06/11/15 00:00	74-95-3	

This report shall not be reproduced, except in full,
without the written consent of Pace Analytical Services, Inc..

Pace Analytical Services, Inc.
9800 Kincey Ave. Suite 100
Huntersville, NC 28078
(704)875-9092

ANALYTICAL RESULTS

Project: LEGION INDUSTRY
Pace Project No.: 92253199

Sample: MW1 **Lab ID: 92253199004** Collected: 06/03/15 14:25 Received: 06/05/15 15:37 Matrix: Water

Parameters	Results	Units	Report Limit	MDL	DF	Prepared	Analyzed	CAS No.	Qual
8260 MSV Low Level	Analytical Method: EPA 8260								
1,2-Dichlorobenzene	ND	ug/L	10.0	3.0	10		06/11/15 00:00	95-50-1	
1,3-Dichlorobenzene	ND	ug/L	10.0	2.4	10		06/11/15 00:00	541-73-1	
1,4-Dichlorobenzene	ND	ug/L	10.0	3.3	10		06/11/15 00:00	106-46-7	
Dichlorodifluoromethane	ND	ug/L	10.0	2.1	10		06/11/15 00:00	75-71-8	
1,1-Dichloroethane	ND	ug/L	10.0	3.2	10		06/11/15 00:00	75-34-3	
1,2-Dichloroethane	ND	ug/L	10.0	1.2	10		06/11/15 00:00	107-06-2	
1,1-Dichloroethene	ND	ug/L	10.0	5.6	10		06/11/15 00:00	75-35-4	
cis-1,2-Dichloroethene	**742**	ug/L	10.0	1.9	10		06/11/15 00:00	156-59-2	
trans-1,2-Dichloroethene	ND	ug/L	10.0	4.9	10		06/11/15 00:00	156-60-5	
1,2-Dichloropropane	ND	ug/L	10.0	2.7	10		06/11/15 00:00	78-87-5	
1,3-Dichloropropane	ND	ug/L	10.0	2.8	10		06/11/15 00:00	142-28-9	
2,2-Dichloropropane	ND	ug/L	10.0	1.3	10		06/11/15 00:00	594-20-7	
1,1-Dichloropropene	ND	ug/L	10.0	4.9	10		06/11/15 00:00	563-58-6	
cis-1,3-Dichloropropene	ND	ug/L	10.0	1.3	10		06/11/15 00:00	10061-01-5	
trans-1,3-Dichloropropene	ND	ug/L	10.0	2.6	10		06/11/15 00:00	10061-02-6	
Diisopropyl ether	ND	ug/L	10.0	1.2	10		06/11/15 00:00	108-20-3	
Ethylbenzene	ND	ug/L	10.0	3.0	10		06/11/15 00:00	100-41-4	
Hexachloro-1,3-butadiene	ND	ug/L	10.0	7.1	10		06/11/15 00:00	87-68-3	
2-Hexanone	ND	ug/L	50.0	4.6	10		06/11/15 00:00	591-78-6	
p-Isopropyltoluene	ND	ug/L	10.0	3.1	10		06/11/15 00:00	99-87-6	
Methylene Chloride	ND	ug/L	20.0	9.7	10		06/11/15 00:00	75-09-2	L3
4-Methyl-2-pentanone (MIBK)	ND	ug/L	50.0	3.3	10		06/11/15 00:00	108-10-1	
Methyl-tert-butyl ether	ND	ug/L	10.0	2.1	10		06/11/15 00:00	1634-04-4	
Naphthalene	ND	ug/L	10.0	2.4	10		06/11/15 00:00	91-20-3	
Styrene	ND	ug/L	10.0	2.6	10		06/11/15 00:00	100-42-5	
1,1,1,2-Tetrachloroethane	ND	ug/L	10.0	3.3	10		06/11/15 00:00	630-20-6	
1,1,2,2-Tetrachloroethane	ND	ug/L	10.0	4.0	10		06/11/15 00:00	79-34-5	
Tetrachloroethene	ND	ug/L	10.0	4.6	10		06/11/15 00:00	127-18-4	
Toluene	ND	ug/L	10.0	2.6	10		06/11/15 00:00	108-88-3	
1,2,3-Trichlorobenzene	ND	ug/L	10.0	3.3	10		06/11/15 00:00	87-61-6	
1,2,4-Trichlorobenzene	ND	ug/L	10.0	3.5	10		06/11/15 00:00	120-82-1	
1,1,1-Trichloroethane	ND	ug/L	10.0	4.8	10		06/11/15 00:00	71-55-6	
1,1,2-Trichloroethane	ND	ug/L	10.0	2.9	10		06/11/15 00:00	79-00-5	
Trichloroethene	**623**	ug/L	10.0	4.7	10		06/11/15 00:00	79-01-6	
Trichlorofluoromethane	ND	ug/L	10.0	2.0	10		06/11/15 00:00	75-69-4	
1,2,3-Trichloropropane	ND	ug/L	10.0	4.1	10		06/11/15 00:00	96-18-4	
Vinyl acetate	ND	ug/L	20.0	3.5	10		06/11/15 00:00	108-05-4	
Vinyl chloride	**13.9**	ug/L	10.0	6.2	10		06/11/15 00:00	75-01-4	
Xylene (Total)	ND	ug/L	20.0	6.6	10		06/11/15 00:00	1330-20-7	
m&p-Xylene	ND	ug/L	20.0	6.6	10		06/11/15 00:00	179601-23-1	
o-Xylene	ND	ug/L	10.0	2.3	10		06/11/15 00:00	95-47-6	
Surrogates									
4-Bromofluorobenzene (S)	92	%	70-130		10		06/11/15 00:00	460-00-4	
1,2-Dichloroethane-d4 (S)	106	%	70-130		10		06/11/15 00:00	17060-07-0	
Toluene-d8 (S)	100	%	70-130		10		06/11/15 00:00	2037-26-5	

This report shall not be reproduced, except in full,
without the written consent of Pace Analytical Services, Inc..

Pace Analytical Services, Inc.
9800 Kincey Ave. Suite 100
Huntersville, NC 28078
(704)875-9092

ANALYTICAL RESULTS

Project: LEGION INDUSTRY
Pace Project No.: 92253199

Sample: DUP #1 **Lab ID: 92253199005** Collected: 06/03/15 00:00 Received: 06/05/15 15:37 Matrix: Water

Parameters	Results	Units	Report Limit	MDL	DF	Prepared	Analyzed	CAS No.	Qual
8081 Organochlorine Pesticides	Analytical Method: EPA 8081 Preparation Method: EPA 3510								
Aldrin	ND	ug/L	0.050	0.050	1	06/10/15 17:00	06/12/15 20:03	309-00-2	
alpha-BHC	ND	ug/L	0.050	0.050	1	06/10/15 17:00	06/12/15 20:03	319-84-6	
beta-BHC	**0.19**	ug/L	0.050	0.050	1	06/10/15 17:00	06/12/15 20:03	319-85-7	
delta-BHC	ND	ug/L	0.050	0.050	1	06/10/15 17:00	06/12/15 20:03	319-86-8	
gamma-BHC (Lindane)	ND	ug/L	0.050	0.050	1	06/10/15 17:00	06/12/15 20:03	58-89-9	
Chlordane (Technical)	ND	ug/L	0.20	0.20	1	06/10/15 17:00	06/12/15 20:03	57-74-9	
4,4'-DDD	ND	ug/L	0.050	0.050	1	06/10/15 17:00	06/12/15 20:03	72-54-8	
4,4'-DDE	ND	ug/L	0.050	0.050	1	06/10/15 17:00	06/12/15 20:03	72-55-9	
4,4'-DDT	ND	ug/L	0.050	0.050	1	06/10/15 17:00	06/12/15 20:03	50-29-3	
Dieldrin	**0.15**	ug/L	0.050	0.050	1	06/10/15 17:00	06/12/15 20:03	60-57-1	
Endosulfan I	ND	ug/L	0.050	0.050	1	06/10/15 17:00	06/12/15 20:03	959-98-8	
Endosulfan II	ND	ug/L	0.050	0.050	1	06/10/15 17:00	06/12/15 20:03	33213-65-9	
Endosulfan sulfate	ND	ug/L	0.050	0.050	1	06/10/15 17:00	06/12/15 20:03	1031-07-8	
Endrin	ND	ug/L	0.050	0.050	1	06/10/15 17:00	06/12/15 20:03	72-20-8	
Endrin aldehyde	ND	ug/L	0.050	0.050	1	06/10/15 17:00	06/12/15 20:03	7421-93-4	
Endrin ketone	**0.30**	ug/L	0.050	0.050	1	06/10/15 17:00	06/12/15 20:03	53494-70-5	
Heptachlor	ND	ug/L	0.050	0.050	1	06/10/15 17:00	06/12/15 20:03	76-44-8	
Heptachlor epoxide	ND	ug/L	0.050	0.050	1	06/10/15 17:00	06/12/15 20:03	1024-57-3	
Hexachlorobenzene	ND	ug/L	0.050	0.050	1	06/10/15 17:00	06/12/15 20:03	118-74-1	
Methoxychlor	ND	ug/L	0.15	0.15	1	06/10/15 17:00	06/12/15 20:03	72-43-5	
Mirex	ND	ug/L	0.15	0.15	1	06/10/15 17:00	06/12/15 20:03	2385-85-5	
Toxaphene	ND	ug/L	0.20	0.20	1	06/10/15 17:00	06/12/15 20:03	8001-35-2	
Surrogates									
Tetrachloro-m-xylene (S)	46	%	20-130		1	06/10/15 17:00	06/12/15 20:03	877-09-8	
Decachlorobiphenyl (S)	87	%	20-130		1	06/10/15 17:00	06/12/15 20:03	2051-24-3	
8260 MSV Low Level	Analytical Method: EPA 8260								
Acetone	ND	ug/L	250	100	10		06/11/15 00:17	67-64-1	
Benzene	ND	ug/L	10.0	2.5	10		06/11/15 00:17	71-43-2	
Bromobenzene	ND	ug/L	10.0	3.0	10		06/11/15 00:17	108-86-1	
Bromochloromethane	ND	ug/L	10.0	1.7	10		06/11/15 00:17	74-97-5	
Bromodichloromethane	ND	ug/L	10.0	1.8	10		06/11/15 00:17	75-27-4	
Bromoform	ND	ug/L	10.0	2.6	10		06/11/15 00:17	75-25-2	
Bromomethane	ND	ug/L	20.0	2.9	10		06/11/15 00:17	74-83-9	L3
2-Butanone (MEK)	ND	ug/L	50.0	9.6	10		06/11/15 00:17	78-93-3	
Carbon tetrachloride	ND	ug/L	10.0	2.5	10		06/11/15 00:17	56-23-5	
Chlorobenzene	ND	ug/L	10.0	2.3	10		06/11/15 00:17	108-90-7	
Chloroethane	ND	ug/L	10.0	5.4	10		06/11/15 00:17	75-00-3	
Chloroform	ND	ug/L	10.0	1.4	10		06/11/15 00:17	67-66-3	
Chloromethane	ND	ug/L	10.0	1.1	10		06/11/15 00:17	74-87-3	
2-Chlorotoluene	ND	ug/L	10.0	3.5	10		06/11/15 00:17	95-49-8	
4-Chlorotoluene	ND	ug/L	10.0	3.1	10		06/11/15 00:17	106-43-4	
1,2-Dibromo-3-chloropropane	ND	ug/L	20.0	20.0	10		06/11/15 00:17	96-12-8	
Dibromochloromethane	ND	ug/L	10.0	2.1	10		06/11/15 00:17	124-48-1	
1,2-Dibromoethane (EDB)	ND	ug/L	10.0	2.7	10		06/11/15 00:17	106-93-4	
Dibromomethane	ND	ug/L	10.0	2.1	10		06/11/15 00:17	74-95-3	

This report shall not be reproduced, except in full,
without the written consent of Pace Analytical Services, Inc..

Pace Analytical Services, Inc.
9800 Kincey Ave. Suite 100
Huntersville, NC 28078
(704)875-9092

ANALYTICAL RESULTS

Project: LEGION INDUSTRY
Pace Project No.: 92253199

Sample: DUP #1 **Lab ID: 92253199005** Collected: 06/03/15 00:00 Received: 06/05/15 15:37 Matrix: Water

Parameters	Results	Units	Report Limit	MDL	DF	Prepared	Analyzed	CAS No.	Qual
8260 MSV Low Level	Analytical Method: EPA 8260								
1,2-Dichlorobenzene	ND	ug/L	10.0	3.0	10		06/11/15 00:17	95-50-1	
1,3-Dichlorobenzene	ND	ug/L	10.0	2.4	10		06/11/15 00:17	541-73-1	
1,4-Dichlorobenzene	ND	ug/L	10.0	3.3	10		06/11/15 00:17	106-46-7	
Dichlorodifluoromethane	ND	ug/L	10.0	2.1	10		06/11/15 00:17	75-71-8	
1,1-Dichloroethane	ND	ug/L	10.0	3.2	10		06/11/15 00:17	75-34-3	
1,2-Dichloroethane	ND	ug/L	10.0	1.2	10		06/11/15 00:17	107-06-2	
1,1-Dichloroethene	ND	ug/L	10.0	5.6	10		06/11/15 00:17	75-35-4	
cis-1,2-Dichloroethene	**724**	ug/L	10.0	1.9	10		06/11/15 00:17	156-59-2	
trans-1,2-Dichloroethene	ND	ug/L	10.0	4.9	10		06/11/15 00:17	156-60-5	
1,2-Dichloropropane	ND	ug/L	10.0	2.7	10		06/11/15 00:17	78-87-5	
1,3-Dichloropropane	ND	ug/L	10.0	2.8	10		06/11/15 00:17	142-28-9	
2,2-Dichloropropane	ND	ug/L	10.0	1.3	10		06/11/15 00:17	594-20-7	
1,1-Dichloropropene	ND	ug/L	10.0	4.9	10		06/11/15 00:17	563-58-6	
cis-1,3-Dichloropropene	ND	ug/L	10.0	1.3	10		06/11/15 00:17	10061-01-5	
trans-1,3-Dichloropropene	ND	ug/L	10.0	2.6	10		06/11/15 00:17	10061-02-6	
Diisopropyl ether	ND	ug/L	10.0	1.2	10		06/11/15 00:17	108-20-3	
Ethylbenzene	ND	ug/L	10.0	3.0	10		06/11/15 00:17	100-41-4	
Hexachloro-1,3-butadiene	ND	ug/L	10.0	7.1	10		06/11/15 00:17	87-68-3	
2-Hexanone	ND	ug/L	50.0	4.6	10		06/11/15 00:17	591-78-6	
p-Isopropyltoluene	ND	ug/L	10.0	3.1	10		06/11/15 00:17	99-87-6	
Methylene Chloride	ND	ug/L	20.0	9.7	10		06/11/15 00:17	75-09-2	L3
4-Methyl-2-pentanone (MIBK)	ND	ug/L	50.0	3.3	10		06/11/15 00:17	108-10-1	
Methyl-tert-butyl ether	ND	ug/L	10.0	2.1	10		06/11/15 00:17	1634-04-4	
Naphthalene	ND	ug/L	10.0	2.4	10		06/11/15 00:17	91-20-3	
Styrene	ND	ug/L	10.0	2.6	10		06/11/15 00:17	100-42-5	
1,1,1,2-Tetrachloroethane	ND	ug/L	10.0	3.3	10		06/11/15 00:17	630-20-6	
1,1,2,2-Tetrachloroethane	ND	ug/L	10.0	4.0	10		06/11/15 00:17	79-34-5	
Tetrachloroethene	ND	ug/L	10.0	4.6	10		06/11/15 00:17	127-18-4	
Toluene	ND	ug/L	10.0	2.6	10		06/11/15 00:17	108-88-3	
1,2,3-Trichlorobenzene	ND	ug/L	10.0	3.3	10		06/11/15 00:17	87-61-6	
1,2,4-Trichlorobenzene	ND	ug/L	10.0	3.5	10		06/11/15 00:17	120-82-1	
1,1,1-Trichloroethane	ND	ug/L	10.0	4.8	10		06/11/15 00:17	71-55-6	
1,1,2-Trichloroethane	ND	ug/L	10.0	2.9	10		06/11/15 00:17	79-00-5	
Trichloroethene	**596**	ug/L	10.0	4.7	10		06/11/15 00:17	79-01-6	
Trichlorofluoromethane	ND	ug/L	10.0	2.0	10		06/11/15 00:17	75-69-4	
1,2,3-Trichloropropane	ND	ug/L	10.0	4.1	10		06/11/15 00:17	96-18-4	
Vinyl acetate	ND	ug/L	20.0	3.5	10		06/11/15 00:17	108-05-4	
Vinyl chloride	**13.0**	ug/L	10.0	6.2	10		06/11/15 00:17	75-01-4	
Xylene (Total)	ND	ug/L	20.0	6.6	10		06/11/15 00:17	1330-20-7	
m&p-Xylene	ND	ug/L	20.0	6.6	10		06/11/15 00:17	179601-23-1	
o-Xylene	ND	ug/L	10.0	2.3	10		06/11/15 00:17	95-47-6	
Surrogates									
4-Bromofluorobenzene (S)	92	%	70-130		10		06/11/15 00:17	460-00-4	
1,2-Dichloroethane-d4 (S)	105	%	70-130		10		06/11/15 00:17	17060-07-0	
Toluene-d8 (S)	99	%	70-130		10		06/11/15 00:17	2037-26-5	

This report shall not be reproduced, except in full,
without the written consent of Pace Analytical Services, Inc..

Pace Analytical Services, Inc.
9800 Kincey Ave. Suite 100
Huntersville, NC 28078
(704)875-9092

ANALYTICAL RESULTS

Project: LEGION INDUSTRY
Pace Project No.: 92253199

Sample: MW15 **Lab ID: 92253199006** Collected: 06/03/15 15:50 Received: 06/05/15 15:37 Matrix: Water

Parameters	Results	Units	Report Limit	MDL	DF	Prepared	Analyzed	CAS No.	Qual
8081 Organochlorine Pesticides	Analytical Method: EPA 8081 Preparation Method: EPA 3510								
Aldrin	ND	ug/L	0.050	0.050	1	06/10/15 17:00	06/12/15 20:22	309-00-2	
alpha-BHC	ND	ug/L	0.050	0.050	1	06/10/15 17:00	06/12/15 20:22	319-84-6	
beta-BHC	ND	ug/L	0.050	0.050	1	06/10/15 17:00	06/12/15 20:22	319-85-7	
delta-BHC	ND	ug/L	0.050	0.050	1	06/10/15 17:00	06/12/15 20:22	319-86-8	
gamma-BHC (Lindane)	ND	ug/L	0.050	0.050	1	06/10/15 17:00	06/12/15 20:22	58-89-9	
Chlordane (Technical)	ND	ug/L	0.20	0.20	1	06/10/15 17:00	06/12/15 20:22	57-74-9	
4,4'-DDD	ND	ug/L	0.050	0.050	1	06/10/15 17:00	06/12/15 20:22	72-54-8	
4,4'-DDE	ND	ug/L	0.050	0.050	1	06/10/15 17:00	06/12/15 20:22	72-55-9	
4,4'-DDT	ND	ug/L	0.050	0.050	1	06/10/15 17:00	06/12/15 20:22	50-29-3	
Dieldrin	ND	ug/L	0.050	0.050	1	06/10/15 17:00	06/12/15 20:22	60-57-1	
Endosulfan I	ND	ug/L	0.050	0.050	1	06/10/15 17:00	06/12/15 20:22	959-98-8	
Endosulfan II	ND	ug/L	0.050	0.050	1	06/10/15 17:00	06/12/15 20:22	33213-65-9	
Endosulfan sulfate	ND	ug/L	0.050	0.050	1	06/10/15 17:00	06/12/15 20:22	1031-07-8	
Endrin	ND	ug/L	0.050	0.050	1	06/10/15 17:00	06/12/15 20:22	72-20-8	
Endrin aldehyde	ND	ug/L	0.050	0.050	1	06/10/15 17:00	06/12/15 20:22	7421-93-4	
Endrin ketone	ND	ug/L	0.050	0.050	1	06/10/15 17:00	06/12/15 20:22	53494-70-5	
Heptachlor	ND	ug/L	0.050	0.050	1	06/10/15 17:00	06/12/15 20:22	76-44-8	
Heptachlor epoxide	ND	ug/L	0.050	0.050	1	06/10/15 17:00	06/12/15 20:22	1024-57-3	
Hexachlorobenzene	ND	ug/L	0.050	0.050	1	06/10/15 17:00	06/12/15 20:22	118-74-1	
Methoxychlor	ND	ug/L	0.15	0.15	1	06/10/15 17:00	06/12/15 20:22	72-43-5	
Mirex	ND	ug/L	0.15	0.15	1	06/10/15 17:00	06/12/15 20:22	2385-85-5	
Toxaphene	ND	ug/L	0.20	0.20	1	06/10/15 17:00	06/12/15 20:22	8001-35-2	
Surrogates									
Tetrachloro-m-xylene (S)	81	%	20-130		1	06/10/15 17:00	06/12/15 20:22	877-09-8	
Decachlorobiphenyl (S)	90	%	20-130		1	06/10/15 17:00	06/12/15 20:22	2051-24-3	
8260 MSV Low Level	Analytical Method: EPA 8260								
Acetone	ND	ug/L	25.0	10.0	1		06/11/15 20:12	67-64-1	
Benzene	ND	ug/L	1.0	0.25	1		06/11/15 20:12	71-43-2	
Bromobenzene	ND	ug/L	1.0	0.30	1		06/11/15 20:12	108-86-1	
Bromochloromethane	ND	ug/L	1.0	0.17	1		06/11/15 20:12	74-97-5	
Bromodichloromethane	ND	ug/L	1.0	0.18	1		06/11/15 20:12	75-27-4	
Bromoform	ND	ug/L	1.0	0.26	1		06/11/15 20:12	75-25-2	
Bromomethane	ND	ug/L	2.0	0.29	1		06/11/15 20:12	74-83-9	
2-Butanone (MEK)	ND	ug/L	5.0	0.96	1		06/11/15 20:12	78-93-3	
Carbon tetrachloride	ND	ug/L	1.0	0.25	1		06/11/15 20:12	56-23-5	
Chlorobenzene	ND	ug/L	1.0	0.23	1		06/11/15 20:12	108-90-7	
Chloroethane	ND	ug/L	1.0	0.54	1		06/11/15 20:12	75-00-3	
Chloroform	ND	ug/L	1.0	0.14	1		06/11/15 20:12	67-66-3	
Chloromethane	**0.40J**	ug/L	1.0	0.11	1		06/11/15 20:12	74-87-3	
2-Chlorotoluene	ND	ug/L	1.0	0.35	1		06/11/15 20:12	95-49-8	
4-Chlorotoluene	ND	ug/L	1.0	0.31	1		06/11/15 20:12	106-43-4	
1,2-Dibromo-3-chloropropane	ND	ug/L	2.0	2.0	1		06/11/15 20:12	96-12-8	
Dibromochloromethane	ND	ug/L	1.0	0.21	1		06/11/15 20:12	124-48-1	
1,2-Dibromoethane (EDB)	ND	ug/L	1.0	0.27	1		06/11/15 20:12	106-93-4	
Dibromomethane	ND	ug/L	1.0	0.21	1		06/11/15 20:12	74-95-3	

This report shall not be reproduced, except in full,
without the written consent of Pace Analytical Services, Inc..

Pace Analytical Services, Inc.
9800 Kincey Ave. Suite 100
Huntersville, NC 28078
(704)875-9092

ANALYTICAL RESULTS

Project: LEGION INDUSTRY
Pace Project No.: 92253199

Sample: MW15 **Lab ID: 92253199006** Collected: 06/03/15 15:50 Received: 06/05/15 15:37 Matrix: Water

Parameters	Results	Units	Report Limit	MDL	DF	Prepared	Analyzed	CAS No.	Qual
8260 MSV Low Level	Analytical Method: EPA 8260								
1,2-Dichlorobenzene	ND	ug/L	1.0	0.30	1		06/11/15 20:12	95-50-1	
1,3-Dichlorobenzene	ND	ug/L	1.0	0.24	1		06/11/15 20:12	541-73-1	
1,4-Dichlorobenzene	ND	ug/L	1.0	0.33	1		06/11/15 20:12	106-46-7	
Dichlorodifluoromethane	ND	ug/L	1.0	0.21	1		06/11/15 20:12	75-71-8	
1,1-Dichloroethane	ND	ug/L	1.0	0.32	1		06/11/15 20:12	75-34-3	
1,2-Dichloroethane	ND	ug/L	1.0	0.12	1		06/11/15 20:12	107-06-2	
1,1-Dichloroethene	ND	ug/L	1.0	0.56	1		06/11/15 20:12	75-35-4	
cis-1,2-Dichloroethene	**50.9**	ug/L	1.0	0.19	1		06/11/15 20:12	156-59-2	
trans-1,2-Dichloroethene	ND	ug/L	1.0	0.49	1		06/11/15 20:12	156-60-5	
1,2-Dichloropropane	ND	ug/L	1.0	0.27	1		06/11/15 20:12	78-87-5	
1,3-Dichloropropane	ND	ug/L	1.0	0.28	1		06/11/15 20:12	142-28-9	
2,2-Dichloropropane	ND	ug/L	1.0	0.13	1		06/11/15 20:12	594-20-7	
1,1-Dichloropropene	ND	ug/L	1.0	0.49	1		06/11/15 20:12	563-58-6	
cis-1,3-Dichloropropene	ND	ug/L	1.0	0.13	1		06/11/15 20:12	10061-01-5	
trans-1,3-Dichloropropene	ND	ug/L	1.0	0.26	1		06/11/15 20:12	10061-02-6	
Diisopropyl ether	ND	ug/L	1.0	0.12	1		06/11/15 20:12	108-20-3	
Ethylbenzene	ND	ug/L	1.0	0.30	1		06/11/15 20:12	100-41-4	
Hexachloro-1,3-butadiene	ND	ug/L	1.0	0.71	1		06/11/15 20:12	87-68-3	
2-Hexanone	ND	ug/L	5.0	0.46	1		06/11/15 20:12	591-78-6	
p-Isopropyltoluene	ND	ug/L	1.0	0.31	1		06/11/15 20:12	99-87-6	
Methylene Chloride	ND	ug/L	2.0	0.97	1		06/11/15 20:12	75-09-2	
4-Methyl-2-pentanone (MIBK)	ND	ug/L	5.0	0.33	1		06/11/15 20:12	108-10-1	
Methyl-tert-butyl ether	ND	ug/L	1.0	0.21	1		06/11/15 20:12	1634-04-4	
Naphthalene	ND	ug/L	1.0	0.24	1		06/11/15 20:12	91-20-3	
Styrene	ND	ug/L	1.0	0.26	1		06/11/15 20:12	100-42-5	
1,1,1,2-Tetrachloroethane	ND	ug/L	1.0	0.33	1		06/11/15 20:12	630-20-6	
1,1,2,2-Tetrachloroethane	ND	ug/L	1.0	0.40	1		06/11/15 20:12	79-34-5	
Tetrachloroethene	ND	ug/L	1.0	0.46	1		06/11/15 20:12	127-18-4	
Toluene	ND	ug/L	1.0	0.26	1		06/11/15 20:12	108-88-3	
1,2,3-Trichlorobenzene	ND	ug/L	1.0	0.33	1		06/11/15 20:12	87-61-6	
1,2,4-Trichlorobenzene	ND	ug/L	1.0	0.35	1		06/11/15 20:12	120-82-1	
1,1,1-Trichloroethane	ND	ug/L	1.0	0.48	1		06/11/15 20:12	71-55-6	
1,1,2-Trichloroethane	ND	ug/L	1.0	0.29	1		06/11/15 20:12	79-00-5	
Trichloroethene	**58.8**	ug/L	1.0	0.47	1		06/11/15 20:12	79-01-6	
Trichlorofluoromethane	ND	ug/L	1.0	0.20	1		06/11/15 20:12	75-69-4	
1,2,3-Trichloropropane	ND	ug/L	1.0	0.41	1		06/11/15 20:12	96-18-4	
Vinyl acetate	ND	ug/L	2.0	0.35	1		06/11/15 20:12	108-05-4	
Vinyl chloride	**4.1**	ug/L	1.0	0.62	1		06/11/15 20:12	75-01-4	
Xylene (Total)	ND	ug/L	2.0	0.66	1		06/11/15 20:12	1330-20-7	
m&p-Xylene	ND	ug/L	2.0	0.66	1		06/11/15 20:12	179601-23-1	
o-Xylene	ND	ug/L	1.0	0.23	1		06/11/15 20:12	95-47-6	
Surrogates									
4-Bromofluorobenzene (S)	91	%	70-130		1		06/11/15 20:12	460-00-4	
1,2-Dichloroethane-d4 (S)	103	%	70-130		1		06/11/15 20:12	17060-07-0	
Toluene-d8 (S)	98	%	70-130		1		06/11/15 20:12	2037-26-5	

This report shall not be reproduced, except in full,
without the written consent of Pace Analytical Services, Inc..

Pace Analytical Services, Inc.
9800 Kincey Ave. Suite 100
Huntersville, NC 28078
(704)875-9092

ANALYTICAL RESULTS

Project: LEGION INDUSTRY
Pace Project No.: 92253199

Sample: MW10 **Lab ID: 92253199007** Collected: 06/04/15 08:15 Received: 06/05/15 15:37 Matrix: Water

Parameters	Results	Units	Report Limit	MDL	DF	Prepared	Analyzed	CAS No.	Qual
8081 Organochlorine Pesticides	Analytical Method: EPA 8081 Preparation Method: EPA 3510								
Aldrin	ND	ug/L	0.050	0.050	1	06/10/15 17:00	06/12/15 20:40	309-00-2	
alpha-BHC	ND	ug/L	0.050	0.050	1	06/10/15 17:00	06/12/15 20:40	319-84-6	
beta-BHC	ND	ug/L	0.050	0.050	1	06/10/15 17:00	06/12/15 20:40	319-85-7	
delta-BHC	ND	ug/L	0.050	0.050	1	06/10/15 17:00	06/12/15 20:40	319-86-8	
gamma-BHC (Lindane)	ND	ug/L	0.050	0.050	1	06/10/15 17:00	06/12/15 20:40	58-89-9	
Chlordane (Technical)	ND	ug/L	0.20	0.20	1	06/10/15 17:00	06/12/15 20:40	57-74-9	
4,4'-DDD	ND	ug/L	0.050	0.050	1	06/10/15 17:00	06/12/15 20:40	72-54-8	
4,4'-DDE	ND	ug/L	0.050	0.050	1	06/10/15 17:00	06/12/15 20:40	72-55-9	
4,4'-DDT	ND	ug/L	0.050	0.050	1	06/10/15 17:00	06/12/15 20:40	50-29-3	
Dieldrin	ND	ug/L	0.050	0.050	1	06/10/15 17:00	06/12/15 20:40	60-57-1	
Endosulfan I	ND	ug/L	0.050	0.050	1	06/10/15 17:00	06/12/15 20:40	959-98-8	
Endosulfan II	ND	ug/L	0.050	0.050	1	06/10/15 17:00	06/12/15 20:40	33213-65-9	
Endosulfan sulfate	ND	ug/L	0.050	0.050	1	06/10/15 17:00	06/12/15 20:40	1031-07-8	
Endrin	ND	ug/L	0.050	0.050	1	06/10/15 17:00	06/12/15 20:40	72-20-8	
Endrin aldehyde	ND	ug/L	0.050	0.050	1	06/10/15 17:00	06/12/15 20:40	7421-93-4	
Endrin ketone	ND	ug/L	0.050	0.050	1	06/10/15 17:00	06/12/15 20:40	53494-70-5	
Heptachlor	ND	ug/L	0.050	0.050	1	06/10/15 17:00	06/12/15 20:40	76-44-8	
Heptachlor epoxide	ND	ug/L	0.050	0.050	1	06/10/15 17:00	06/12/15 20:40	1024-57-3	
Hexachlorobenzene	ND	ug/L	0.050	0.050	1	06/10/15 17:00	06/12/15 20:40	118-74-1	
Methoxychlor	ND	ug/L	0.15	0.15	1	06/10/15 17:00	06/12/15 20:40	72-43-5	
Mirex	ND	ug/L	0.15	0.15	1	06/10/15 17:00	06/12/15 20:40	2385-85-5	
Toxaphene	ND	ug/L	0.20	0.20	1	06/10/15 17:00	06/12/15 20:40	8001-35-2	
Surrogates									
Tetrachloro-m-xylene (S)	82	%	20-130		1	06/10/15 17:00	06/12/15 20:40	877-09-8	
Decachlorobiphenyl (S)	88	%	20-130		1	06/10/15 17:00	06/12/15 20:40	2051-24-3	
8260 MSV Low Level	Analytical Method: EPA 8260								
Acetone	ND	ug/L	25.0	10.0	1		06/10/15 20:22	67-64-1	
Benzene	ND	ug/L	1.0	0.25	1		06/10/15 20:22	71-43-2	
Bromobenzene	ND	ug/L	1.0	0.30	1		06/10/15 20:22	108-86-1	
Bromochloromethane	ND	ug/L	1.0	0.17	1		06/10/15 20:22	74-97-5	
Bromodichloromethane	ND	ug/L	1.0	0.18	1		06/10/15 20:22	75-27-4	
Bromoform	ND	ug/L	1.0	0.26	1		06/10/15 20:22	75-25-2	L2
Bromomethane	ND	ug/L	2.0	0.29	1		06/10/15 20:22	74-83-9	
2-Butanone (MEK)	ND	ug/L	5.0	0.96	1		06/10/15 20:22	78-93-3	
Carbon tetrachloride	ND	ug/L	1.0	0.25	1		06/10/15 20:22	56-23-5	
Chlorobenzene	ND	ug/L	1.0	0.23	1		06/10/15 20:22	108-90-7	
Chloroethane	ND	ug/L	1.0	0.54	1		06/10/15 20:22	75-00-3	
Chloroform	ND	ug/L	1.0	0.14	1		06/10/15 20:22	67-66-3	
Chloromethane	ND	ug/L	1.0	0.11	1		06/10/15 20:22	74-87-3	
2-Chlorotoluene	ND	ug/L	1.0	0.35	1		06/10/15 20:22	95-49-8	
4-Chlorotoluene	ND	ug/L	1.0	0.31	1		06/10/15 20:22	106-43-4	
1,2-Dibromo-3-chloropropane	ND	ug/L	2.0	2.0	1		06/10/15 20:22	96-12-8	
Dibromochloromethane	ND	ug/L	1.0	0.21	1		06/10/15 20:22	124-48-1	
1,2-Dibromoethane (EDB)	ND	ug/L	1.0	0.27	1		06/10/15 20:22	106-93-4	
Dibromomethane	ND	ug/L	1.0	0.21	1		06/10/15 20:22	74-95-3	

This report shall not be reproduced, except in full,
without the written consent of Pace Analytical Services, Inc..

Pace Analytical Services, Inc.
9800 Kincey Ave. Suite 100
Huntersville, NC 28078
(704)875-9092

ANALYTICAL RESULTS

Project: LEGION INDUSTRY
Pace Project No.: 92253199

Sample: MW10 **Lab ID: 92253199007** Collected: 06/04/15 08:15 Received: 06/05/15 15:37 Matrix: Water

Parameters	Results	Units	Report Limit	MDL	DF	Prepared	Analyzed	CAS No.	Qual
8260 MSV Low Level	Analytical Method: EPA 8260								
1,2-Dichlorobenzene	ND	ug/L	1.0	0.30	1		06/10/15 20:22	95-50-1	
1,3-Dichlorobenzene	ND	ug/L	1.0	0.24	1		06/10/15 20:22	541-73-1	
1,4-Dichlorobenzene	ND	ug/L	1.0	0.33	1		06/10/15 20:22	106-46-7	
Dichlorodifluoromethane	ND	ug/L	1.0	0.21	1		06/10/15 20:22	75-71-8	L3
1,1-Dichloroethane	ND	ug/L	1.0	0.32	1		06/10/15 20:22	75-34-3	
1,2-Dichloroethane	ND	ug/L	1.0	0.12	1		06/10/15 20:22	107-06-2	
1,1-Dichloroethene	ND	ug/L	1.0	0.56	1		06/10/15 20:22	75-35-4	
cis-1,2-Dichloroethene	ND	ug/L	1.0	0.19	1		06/10/15 20:22	156-59-2	
trans-1,2-Dichloroethene	ND	ug/L	1.0	0.49	1		06/10/15 20:22	156-60-5	
1,2-Dichloropropane	ND	ug/L	1.0	0.27	1		06/10/15 20:22	78-87-5	
1,3-Dichloropropane	ND	ug/L	1.0	0.28	1		06/10/15 20:22	142-28-9	
2,2-Dichloropropane	ND	ug/L	1.0	0.13	1		06/10/15 20:22	594-20-7	
1,1-Dichloropropene	ND	ug/L	1.0	0.49	1		06/10/15 20:22	563-58-6	L3
cis-1,3-Dichloropropene	ND	ug/L	1.0	0.13	1		06/10/15 20:22	10061-01-5	
trans-1,3-Dichloropropene	ND	ug/L	1.0	0.26	1		06/10/15 20:22	10061-02-6	
Diisopropyl ether	ND	ug/L	1.0	0.12	1		06/10/15 20:22	108-20-3	L3
Ethylbenzene	ND	ug/L	1.0	0.30	1		06/10/15 20:22	100-41-4	
Hexachloro-1,3-butadiene	ND	ug/L	1.0	0.71	1		06/10/15 20:22	87-68-3	
2-Hexanone	ND	ug/L	5.0	0.46	1		06/10/15 20:22	591-78-6	
p-Isopropyltoluene	ND	ug/L	1.0	0.31	1		06/10/15 20:22	99-87-6	
Methylene Chloride	ND	ug/L	2.0	0.97	1		06/10/15 20:22	75-09-2	L3
4-Methyl-2-pentanone (MIBK)	ND	ug/L	5.0	0.33	1		06/10/15 20:22	108-10-1	
Methyl-tert-butyl ether	ND	ug/L	1.0	0.21	1		06/10/15 20:22	1634-04-4	
Naphthalene	ND	ug/L	1.0	0.24	1		06/10/15 20:22	91-20-3	
Styrene	ND	ug/L	1.0	0.26	1		06/10/15 20:22	100-42-5	
1,1,1,2-Tetrachloroethane	ND	ug/L	1.0	0.33	1		06/10/15 20:22	630-20-6	
1,1,2,2-Tetrachloroethane	ND	ug/L	1.0	0.40	1		06/10/15 20:22	79-34-5	
Tetrachloroethene	ND	ug/L	1.0	0.46	1		06/10/15 20:22	127-18-4	
Toluene	ND	ug/L	1.0	0.26	1		06/10/15 20:22	108-88-3	
1,2,3-Trichlorobenzene	ND	ug/L	1.0	0.33	1		06/10/15 20:22	87-61-6	
1,2,4-Trichlorobenzene	ND	ug/L	1.0	0.35	1		06/10/15 20:22	120-82-1	
1,1,1-Trichloroethane	ND	ug/L	1.0	0.48	1		06/10/15 20:22	71-55-6	
1,1,2-Trichloroethane	ND	ug/L	1.0	0.29	1		06/10/15 20:22	79-00-5	
Trichloroethene	**0.48J**	ug/L	1.0	0.47	1		06/10/15 20:22	79-01-6	
Trichlorofluoromethane	ND	ug/L	1.0	0.20	1		06/10/15 20:22	75-69-4	
1,2,3-Trichloropropane	ND	ug/L	1.0	0.41	1		06/10/15 20:22	96-18-4	
Vinyl acetate	ND	ug/L	2.0	0.35	1		06/10/15 20:22	108-05-4	
Vinyl chloride	ND	ug/L	1.0	0.62	1		06/10/15 20:22	75-01-4	
Xylene (Total)	ND	ug/L	2.0	0.66	1		06/10/15 20:22	1330-20-7	
m&p-Xylene	ND	ug/L	2.0	0.66	1		06/10/15 20:22	179601-23-1	
o-Xylene	ND	ug/L	1.0	0.23	1		06/10/15 20:22	95-47-6	
Surrogates									
4-Bromofluorobenzene (S)	96	%	70-130		1		06/10/15 20:22	460-00-4	
1,2-Dichloroethane-d4 (S)	108	%	70-130		1		06/10/15 20:22	17060-07-0	
Toluene-d8 (S)	103	%	70-130		1		06/10/15 20:22	2037-26-5	

This report shall not be reproduced, except in full,
without the written consent of Pace Analytical Services, Inc..

Pace Analytical Services, Inc.
9800 Kincey Ave. Suite 100
Huntersville, NC 28078
(704)875-9092

ANALYTICAL RESULTS

Project: LEGION INDUSTRY
Pace Project No.: 92253199

Sample: MW7 **Lab ID: 92253199008** Collected: 06/04/15 08:35 Received: 06/05/15 15:37 Matrix: Water

Parameters	Results	Units	Report Limit	MDL	DF	Prepared	Analyzed	CAS No.	Qual
8081 Organochlorine Pesticides	Analytical Method: EPA 8081 Preparation Method: EPA 3510								
Aldrin	ND	ug/L	0.050	0.050	1	06/10/15 17:00	06/12/15 20:59	309-00-2	
alpha-BHC	ND	ug/L	0.050	0.050	1	06/10/15 17:00	06/12/15 20:59	319-84-6	
beta-BHC	ND	ug/L	0.050	0.050	1	06/10/15 17:00	06/12/15 20:59	319-85-7	
delta-BHC	ND	ug/L	0.050	0.050	1	06/10/15 17:00	06/12/15 20:59	319-86-8	
gamma-BHC (Lindane)	ND	ug/L	0.050	0.050	1	06/10/15 17:00	06/12/15 20:59	58-89-9	
Chlordane (Technical)	ND	ug/L	0.20	0.20	1	06/10/15 17:00	06/12/15 20:59	57-74-9	
4,4'-DDD	ND	ug/L	0.050	0.050	1	06/10/15 17:00	06/12/15 20:59	72-54-8	
4,4'-DDE	ND	ug/L	0.050	0.050	1	06/10/15 17:00	06/12/15 20:59	72-55-9	
4,4'-DDT	ND	ug/L	0.050	0.050	1	06/10/15 17:00	06/12/15 20:59	50-29-3	
Dieldrin	ND	ug/L	0.050	0.050	1	06/10/15 17:00	06/12/15 20:59	60-57-1	
Endosulfan I	ND	ug/L	0.050	0.050	1	06/10/15 17:00	06/12/15 20:59	959-98-8	
Endosulfan II	ND	ug/L	0.050	0.050	1	06/10/15 17:00	06/12/15 20:59	33213-65-9	
Endosulfan sulfate	ND	ug/L	0.050	0.050	1	06/10/15 17:00	06/12/15 20:59	1031-07-8	
Endrin	ND	ug/L	0.050	0.050	1	06/10/15 17:00	06/12/15 20:59	72-20-8	
Endrin aldehyde	ND	ug/L	0.050	0.050	1	06/10/15 17:00	06/12/15 20:59	7421-93-4	
Endrin ketone	ND	ug/L	0.050	0.050	1	06/10/15 17:00	06/12/15 20:59	53494-70-5	
Heptachlor	ND	ug/L	0.050	0.050	1	06/10/15 17:00	06/12/15 20:59	76-44-8	
Heptachlor epoxide	ND	ug/L	0.050	0.050	1	06/10/15 17:00	06/12/15 20:59	1024-57-3	
Hexachlorobenzene	ND	ug/L	0.050	0.050	1	06/10/15 17:00	06/12/15 20:59	118-74-1	
Methoxychlor	ND	ug/L	0.15	0.15	1	06/10/15 17:00	06/12/15 20:59	72-43-5	
Mirex	ND	ug/L	0.15	0.15	1	06/10/15 17:00	06/12/15 20:59	2385-85-5	
Toxaphene	ND	ug/L	0.20	0.20	1	06/10/15 17:00	06/12/15 20:59	8001-35-2	
Surrogates									
Tetrachloro-m-xylene (S)	74	%	20-130		1	06/10/15 17:00	06/12/15 20:59	877-09-8	
Decachlorobiphenyl (S)	89	%	20-130		1	06/10/15 17:00	06/12/15 20:59	2051-24-3	
8260 MSV Low Level	Analytical Method: EPA 8260								
Acetone	ND	ug/L	25.0	10.0	1		06/10/15 20:39	67-64-1	
Benzene	ND	ug/L	1.0	0.25	1		06/10/15 20:39	71-43-2	
Bromobenzene	ND	ug/L	1.0	0.30	1		06/10/15 20:39	108-86-1	
Bromochloromethane	ND	ug/L	1.0	0.17	1		06/10/15 20:39	74-97-5	
Bromodichloromethane	ND	ug/L	1.0	0.18	1		06/10/15 20:39	75-27-4	
Bromoform	ND	ug/L	1.0	0.26	1		06/10/15 20:39	75-25-2	L2
Bromomethane	ND	ug/L	2.0	0.29	1		06/10/15 20:39	74-83-9	
2-Butanone (MEK)	ND	ug/L	5.0	0.96	1		06/10/15 20:39	78-93-3	
Carbon tetrachloride	ND	ug/L	1.0	0.25	1		06/10/15 20:39	56-23-5	
Chlorobenzene	ND	ug/L	1.0	0.23	1		06/10/15 20:39	108-90-7	
Chloroethane	ND	ug/L	1.0	0.54	1		06/10/15 20:39	75-00-3	
Chloroform	ND	ug/L	1.0	0.14	1		06/10/15 20:39	67-66-3	
Chloromethane	**0.13J**	ug/L	1.0	0.11	1		06/10/15 20:39	74-87-3	
2-Chlorotoluene	ND	ug/L	1.0	0.35	1		06/10/15 20:39	95-49-8	
4-Chlorotoluene	ND	ug/L	1.0	0.31	1		06/10/15 20:39	106-43-4	
1,2-Dibromo-3-chloropropane	ND	ug/L	2.0	2.0	1		06/10/15 20:39	96-12-8	
Dibromochloromethane	ND	ug/L	1.0	0.21	1		06/10/15 20:39	124-48-1	
1,2-Dibromoethane (EDB)	ND	ug/L	1.0	0.27	1		06/10/15 20:39	106-93-4	
Dibromomethane	ND	ug/L	1.0	0.21	1		06/10/15 20:39	74-95-3	

This report shall not be reproduced, except in full,
without the written consent of Pace Analytical Services, Inc..

Pace Analytical Services, Inc.
9800 Kincey Ave. Suite 100
Huntersville, NC 28078
(704)875-9092

ANALYTICAL RESULTS

Project: LEGION INDUSTRY
Pace Project No.: 92253199

Sample: MW7 **Lab ID: 92253199008** Collected: 06/04/15 08:35 Received: 06/05/15 15:37 Matrix: Water

Parameters	Results	Units	Report Limit	MDL	DF	Prepared	Analyzed	CAS No.	Qual
8260 MSV Low Level	Analytical Method: EPA 8260								
1,2-Dichlorobenzene	ND	ug/L	1.0	0.30	1		06/10/15 20:39	95-50-1	
1,3-Dichlorobenzene	ND	ug/L	1.0	0.24	1		06/10/15 20:39	541-73-1	
1,4-Dichlorobenzene	ND	ug/L	1.0	0.33	1		06/10/15 20:39	106-46-7	
Dichlorodifluoromethane	ND	ug/L	1.0	0.21	1		06/10/15 20:39	75-71-8	L3
1,1-Dichloroethane	ND	ug/L	1.0	0.32	1		06/10/15 20:39	75-34-3	
1,2-Dichloroethane	ND	ug/L	1.0	0.12	1		06/10/15 20:39	107-06-2	
1,1-Dichloroethene	ND	ug/L	1.0	0.56	1		06/10/15 20:39	75-35-4	
cis-1,2-Dichloroethene	**3.9**	ug/L	1.0	0.19	1		06/10/15 20:39	156-59-2	
trans-1,2-Dichloroethene	ND	ug/L	1.0	0.49	1		06/10/15 20:39	156-60-5	
1,2-Dichloropropane	ND	ug/L	1.0	0.27	1		06/10/15 20:39	78-87-5	
1,3-Dichloropropane	ND	ug/L	1.0	0.28	1		06/10/15 20:39	142-28-9	
2,2-Dichloropropane	ND	ug/L	1.0	0.13	1		06/10/15 20:39	594-20-7	
1,1-Dichloropropene	ND	ug/L	1.0	0.49	1		06/10/15 20:39	563-58-6	L3
cis-1,3-Dichloropropene	ND	ug/L	1.0	0.13	1		06/10/15 20:39	10061-01-5	
trans-1,3-Dichloropropene	ND	ug/L	1.0	0.26	1		06/10/15 20:39	10061-02-6	
Diisopropyl ether	ND	ug/L	1.0	0.12	1		06/10/15 20:39	108-20-3	L3
Ethylbenzene	ND	ug/L	1.0	0.30	1		06/10/15 20:39	100-41-4	
Hexachloro-1,3-butadiene	ND	ug/L	1.0	0.71	1		06/10/15 20:39	87-68-3	
2-Hexanone	ND	ug/L	5.0	0.46	1		06/10/15 20:39	591-78-6	
p-Isopropyltoluene	ND	ug/L	1.0	0.31	1		06/10/15 20:39	99-87-6	
Methylene Chloride	ND	ug/L	2.0	0.97	1		06/10/15 20:39	75-09-2	L3
4-Methyl-2-pentanone (MIBK)	ND	ug/L	5.0	0.33	1		06/10/15 20:39	108-10-1	
Methyl-tert-butyl ether	ND	ug/L	1.0	0.21	1		06/10/15 20:39	1634-04-4	
Naphthalene	ND	ug/L	1.0	0.24	1		06/10/15 20:39	91-20-3	
Styrene	ND	ug/L	1.0	0.26	1		06/10/15 20:39	100-42-5	
1,1,1,2-Tetrachloroethane	ND	ug/L	1.0	0.33	1		06/10/15 20:39	630-20-6	
1,1,2,2-Tetrachloroethane	ND	ug/L	1.0	0.40	1		06/10/15 20:39	79-34-5	
Tetrachloroethene	ND	ug/L	1.0	0.46	1		06/10/15 20:39	127-18-4	
Toluene	ND	ug/L	1.0	0.26	1		06/10/15 20:39	108-88-3	
1,2,3-Trichlorobenzene	ND	ug/L	1.0	0.33	1		06/10/15 20:39	87-61-6	
1,2,4-Trichlorobenzene	ND	ug/L	1.0	0.35	1		06/10/15 20:39	120-82-1	
1,1,1-Trichloroethane	ND	ug/L	1.0	0.48	1		06/10/15 20:39	71-55-6	
1,1,2-Trichloroethane	ND	ug/L	1.0	0.29	1		06/10/15 20:39	79-00-5	
Trichloroethene	**6.9**	ug/L	1.0	0.47	1		06/10/15 20:39	79-01-6	
Trichlorofluoromethane	ND	ug/L	1.0	0.20	1		06/10/15 20:39	75-69-4	
1,2,3-Trichloropropane	ND	ug/L	1.0	0.41	1		06/10/15 20:39	96-18-4	
Vinyl acetate	ND	ug/L	2.0	0.35	1		06/10/15 20:39	108-05-4	
Vinyl chloride	ND	ug/L	1.0	0.62	1		06/10/15 20:39	75-01-4	
Xylene (Total)	ND	ug/L	2.0	0.66	1		06/10/15 20:39	1330-20-7	
m&p-Xylene	ND	ug/L	2.0	0.66	1		06/10/15 20:39	179601-23-1	
o-Xylene	ND	ug/L	1.0	0.23	1		06/10/15 20:39	95-47-6	
Surrogates									
4-Bromofluorobenzene (S)	95	%	70-130		1		06/10/15 20:39	460-00-4	
1,2-Dichloroethane-d4 (S)	104	%	70-130		1		06/10/15 20:39	17060-07-0	
Toluene-d8 (S)	99	%	70-130		1		06/10/15 20:39	2037-26-5	

This report shall not be reproduced, except in full,
without the written consent of Pace Analytical Services, Inc..

Pace Analytical Services, Inc.
9800 Kincey Ave. Suite 100
Huntersville, NC 28078
(704)875-9092

ANALYTICAL RESULTS

Project: LEGION INDUSTRY
Pace Project No.: 92253199

Sample: MW14 **Lab ID: 92253199009** Collected: 06/04/15 09:05 Received: 06/05/15 15:37 Matrix: Water

Parameters	Results	Units	Report Limit	MDL	DF	Prepared	Analyzed	CAS No.	Qual
8081 Organochlorine Pesticides	Analytical Method: EPA 8081 Preparation Method: EPA 3510								
Aldrin	ND	ug/L	0.050	0.050	1	06/10/15 17:00	06/12/15 21:17	309-00-2	
alpha-BHC	ND	ug/L	0.050	0.050	1	06/10/15 17:00	06/12/15 21:17	319-84-6	
beta-BHC	ND	ug/L	0.050	0.050	1	06/10/15 17:00	06/12/15 21:17	319-85-7	
delta-BHC	ND	ug/L	0.050	0.050	1	06/10/15 17:00	06/12/15 21:17	319-86-8	
gamma-BHC (Lindane)	ND	ug/L	0.050	0.050	1	06/10/15 17:00	06/12/15 21:17	58-89-9	
Chlordane (Technical)	ND	ug/L	0.20	0.20	1	06/10/15 17:00	06/12/15 21:17	57-74-9	
4,4'-DDD	ND	ug/L	0.050	0.050	1	06/10/15 17:00	06/12/15 21:17	72-54-8	
4,4'-DDE	ND	ug/L	0.050	0.050	1	06/10/15 17:00	06/12/15 21:17	72-55-9	
4,4'-DDT	ND	ug/L	0.050	0.050	1	06/10/15 17:00	06/12/15 21:17	50-29-3	
Dieldrin	ND	ug/L	0.050	0.050	1	06/10/15 17:00	06/12/15 21:17	60-57-1	
Endosulfan I	ND	ug/L	0.050	0.050	1	06/10/15 17:00	06/12/15 21:17	959-98-8	
Endosulfan II	ND	ug/L	0.050	0.050	1	06/10/15 17:00	06/12/15 21:17	33213-65-9	
Endosulfan sulfate	ND	ug/L	0.050	0.050	1	06/10/15 17:00	06/12/15 21:17	1031-07-8	
Endrin	ND	ug/L	0.050	0.050	1	06/10/15 17:00	06/12/15 21:17	72-20-8	
Endrin aldehyde	ND	ug/L	0.050	0.050	1	06/10/15 17:00	06/12/15 21:17	7421-93-4	
Endrin ketone	ND	ug/L	0.050	0.050	1	06/10/15 17:00	06/12/15 21:17	53494-70-5	
Heptachlor	ND	ug/L	0.050	0.050	1	06/10/15 17:00	06/12/15 21:17	76-44-8	
Heptachlor epoxide	ND	ug/L	0.050	0.050	1	06/10/15 17:00	06/12/15 21:17	1024-57-3	
Hexachlorobenzene	ND	ug/L	0.050	0.050	1	06/10/15 17:00	06/12/15 21:17	118-74-1	
Methoxychlor	ND	ug/L	0.15	0.15	1	06/10/15 17:00	06/12/15 21:17	72-43-5	
Mirex	ND	ug/L	0.15	0.15	1	06/10/15 17:00	06/12/15 21:17	2385-85-5	
Toxaphene	ND	ug/L	0.20	0.20	1	06/10/15 17:00	06/12/15 21:17	8001-35-2	
Surrogates									
Tetrachloro-m-xylene (S)	76	%	20-130		1	06/10/15 17:00	06/12/15 21:17	877-09-8	
Decachlorobiphenyl (S)	72	%	20-130		1	06/10/15 17:00	06/12/15 21:17	2051-24-3	
8260 MSV Low Level	Analytical Method: EPA 8260								
Acetone	ND	ug/L	25.0	10.0	1		06/10/15 20:56	67-64-1	
Benzene	ND	ug/L	1.0	0.25	1		06/10/15 20:56	71-43-2	
Bromobenzene	ND	ug/L	1.0	0.30	1		06/10/15 20:56	108-86-1	
Bromochloromethane	ND	ug/L	1.0	0.17	1		06/10/15 20:56	74-97-5	
Bromodichloromethane	ND	ug/L	1.0	0.18	1		06/10/15 20:56	75-27-4	
Bromoform	ND	ug/L	1.0	0.26	1		06/10/15 20:56	75-25-2	L2
Bromomethane	ND	ug/L	2.0	0.29	1		06/10/15 20:56	74-83-9	
2-Butanone (MEK)	ND	ug/L	5.0	0.96	1		06/10/15 20:56	78-93-3	
Carbon tetrachloride	ND	ug/L	1.0	0.25	1		06/10/15 20:56	56-23-5	
Chlorobenzene	ND	ug/L	1.0	0.23	1		06/10/15 20:56	108-90-7	
Chloroethane	ND	ug/L	1.0	0.54	1		06/10/15 20:56	75-00-3	
Chloroform	ND	ug/L	1.0	0.14	1		06/10/15 20:56	67-66-3	
Chloromethane	ND	ug/L	1.0	0.11	1		06/10/15 20:56	74-87-3	
2-Chlorotoluene	ND	ug/L	1.0	0.35	1		06/10/15 20:56	95-49-8	
4-Chlorotoluene	ND	ug/L	1.0	0.31	1		06/10/15 20:56	106-43-4	
1,2-Dibromo-3-chloropropane	ND	ug/L	2.0	2.0	1		06/10/15 20:56	96-12-8	
Dibromochloromethane	ND	ug/L	1.0	0.21	1		06/10/15 20:56	124-48-1	
1,2-Dibromoethane (EDB)	ND	ug/L	1.0	0.27	1		06/10/15 20:56	106-93-4	
Dibromomethane	ND	ug/L	1.0	0.21	1		06/10/15 20:56	74-95-3	

This report shall not be reproduced, except in full,
without the written consent of Pace Analytical Services, Inc..

Pace Analytical Services, Inc.
9800 Kincey Ave. Suite 100
Huntersville, NC 28078
(704)875-9092

ANALYTICAL RESULTS

Project: LEGION INDUSTRY
Pace Project No.: 92253199

Sample: MW14 **Lab ID: 92253199009** Collected: 06/04/15 09:05 Received: 06/05/15 15:37 Matrix: Water

Parameters	Results	Units	Report Limit	MDL	DF	Prepared	Analyzed	CAS No.	Qual
8260 MSV Low Level	Analytical Method: EPA 8260								
1,2-Dichlorobenzene	ND	ug/L	1.0	0.30	1		06/10/15 20:56	95-50-1	
1,3-Dichlorobenzene	ND	ug/L	1.0	0.24	1		06/10/15 20:56	541-73-1	
1,4-Dichlorobenzene	ND	ug/L	1.0	0.33	1		06/10/15 20:56	106-46-7	
Dichlorodifluoromethane	ND	ug/L	1.0	0.21	1		06/10/15 20:56	75-71-8	L3
1,1-Dichloroethane	ND	ug/L	1.0	0.32	1		06/10/15 20:56	75-34-3	
1,2-Dichloroethane	ND	ug/L	1.0	0.12	1		06/10/15 20:56	107-06-2	
1,1-Dichloroethene	ND	ug/L	1.0	0.56	1		06/10/15 20:56	75-35-4	
cis-1,2-Dichloroethene	**2.5**	ug/L	1.0	0.19	1		06/10/15 20:56	156-59-2	
trans-1,2-Dichloroethene	ND	ug/L	1.0	0.49	1		06/10/15 20:56	156-60-5	
1,2-Dichloropropane	ND	ug/L	1.0	0.27	1		06/10/15 20:56	78-87-5	
1,3-Dichloropropane	ND	ug/L	1.0	0.28	1		06/10/15 20:56	142-28-9	
2,2-Dichloropropane	ND	ug/L	1.0	0.13	1		06/10/15 20:56	594-20-7	
1,1-Dichloropropene	ND	ug/L	1.0	0.49	1		06/10/15 20:56	563-58-6	L3
cis-1,3-Dichloropropene	ND	ug/L	1.0	0.13	1		06/10/15 20:56	10061-01-5	
trans-1,3-Dichloropropene	ND	ug/L	1.0	0.26	1		06/10/15 20:56	10061-02-6	
Diisopropyl ether	ND	ug/L	1.0	0.12	1		06/10/15 20:56	108-20-3	L3
Ethylbenzene	ND	ug/L	1.0	0.30	1		06/10/15 20:56	100-41-4	
Hexachloro-1,3-butadiene	ND	ug/L	1.0	0.71	1		06/10/15 20:56	87-68-3	
2-Hexanone	ND	ug/L	5.0	0.46	1		06/10/15 20:56	591-78-6	
p-Isopropyltoluene	ND	ug/L	1.0	0.31	1		06/10/15 20:56	99-87-6	
Methylene Chloride	ND	ug/L	2.0	0.97	1		06/10/15 20:56	75-09-2	L3
4-Methyl-2-pentanone (MIBK)	ND	ug/L	5.0	0.33	1		06/10/15 20:56	108-10-1	
Methyl-tert-butyl ether	ND	ug/L	1.0	0.21	1		06/10/15 20:56	1634-04-4	
Naphthalene	ND	ug/L	1.0	0.24	1		06/10/15 20:56	91-20-3	
Styrene	ND	ug/L	1.0	0.26	1		06/10/15 20:56	100-42-5	
1,1,1,2-Tetrachloroethane	ND	ug/L	1.0	0.33	1		06/10/15 20:56	630-20-6	
1,1,2,2-Tetrachloroethane	ND	ug/L	1.0	0.40	1		06/10/15 20:56	79-34-5	
Tetrachloroethene	ND	ug/L	1.0	0.46	1		06/10/15 20:56	127-18-4	
Toluene	ND	ug/L	1.0	0.26	1		06/10/15 20:56	108-88-3	
1,2,3-Trichlorobenzene	ND	ug/L	1.0	0.33	1		06/10/15 20:56	87-61-6	
1,2,4-Trichlorobenzene	ND	ug/L	1.0	0.35	1		06/10/15 20:56	120-82-1	
1,1,1-Trichloroethane	ND	ug/L	1.0	0.48	1		06/10/15 20:56	71-55-6	
1,1,2-Trichloroethane	ND	ug/L	1.0	0.29	1		06/10/15 20:56	79-00-5	
Trichloroethene	**1.1**	ug/L	1.0	0.47	1		06/10/15 20:56	79-01-6	
Trichlorofluoromethane	ND	ug/L	1.0	0.20	1		06/10/15 20:56	75-69-4	
1,2,3-Trichloropropane	ND	ug/L	1.0	0.41	1		06/10/15 20:56	96-18-4	
Vinyl acetate	ND	ug/L	2.0	0.35	1		06/10/15 20:56	108-05-4	
Vinyl chloride	ND	ug/L	1.0	0.62	1		06/10/15 20:56	75-01-4	
Xylene (Total)	ND	ug/L	2.0	0.66	1		06/10/15 20:56	1330-20-7	
m&p-Xylene	ND	ug/L	2.0	0.66	1		06/10/15 20:56	179601-23-1	
o-Xylene	ND	ug/L	1.0	0.23	1		06/10/15 20:56	95-47-6	
Surrogates									
4-Bromofluorobenzene (S)	92	%	70-130		1		06/10/15 20:56	460-00-4	
1,2-Dichloroethane-d4 (S)	102	%	70-130		1		06/10/15 20:56	17060-07-0	
Toluene-d8 (S)	99	%	70-130		1		06/10/15 20:56	2037-26-5	

This report shall not be reproduced, except in full,
without the written consent of Pace Analytical Services, Inc..

Pace Analytical Services, Inc.
9800 Kincey Ave. Suite 100
Huntersville, NC 28078
(704)875-9092

ANALYTICAL RESULTS

Project: LEGION INDUSTRY
Pace Project No.: 92253199

Sample: MW19 **Lab ID: 92253199010** Collected: 06/04/15 10:20 Received: 06/05/15 15:37 Matrix: Water

Parameters	Results	Units	Report Limit	MDL	DF	Prepared	Analyzed	CAS No.	Qual
8081 Organochlorine Pesticides	Analytical Method: EPA 8081 Preparation Method: EPA 3510								
Aldrin	ND	ug/L	1.0	1.0	20	06/10/15 17:00	06/15/15 12:43	309-00-2	
alpha-BHC	ND	ug/L	1.0	1.0	20	06/10/15 17:00	06/15/15 12:43	319-84-6	M1
beta-BHC	**1.4**	ug/L	1.0	1.0	20	06/10/15 17:00	06/15/15 12:43	319-85-7	
delta-BHC	**1.0**	ug/L	1.0	1.0	20	06/10/15 17:00	06/15/15 12:43	319-86-8	
gamma-BHC (Lindane)	ND	ug/L	1.0	1.0	20	06/10/15 17:00	06/15/15 12:43	58-89-9	M1
Chlordane (Technical)	ND	ug/L	4.0	4.0	20	06/10/15 17:00	06/15/15 12:43	57-74-9	
4,4'-DDD	**1.5**	ug/L	1.0	1.0	20	06/10/15 17:00	06/15/15 12:43	72-54-8	
4,4'-DDE	ND	ug/L	1.0	1.0	20	06/10/15 17:00	06/15/15 12:43	72-55-9	M1
4,4'-DDT	ND	ug/L	1.0	1.0	20	06/10/15 17:00	06/15/15 12:43	50-29-3	M1
Dieldrin	**7.9**	ug/L	1.0	1.0	20	06/10/15 17:00	06/15/15 12:43	60-57-1	
Endosulfan I	ND	ug/L	1.0	1.0	20	06/10/15 17:00	06/15/15 12:43	959-98-8	
Endosulfan II	**2.8**	ug/L	1.0	1.0	20	06/10/15 17:00	06/15/15 12:43	33213-65-9	
Endosulfan sulfate	ND	ug/L	1.0	1.0	20	06/10/15 17:00	06/15/15 12:43	1031-07-8	
Endrin	**5.8**	ug/L	1.0	1.0	20	06/10/15 17:00	06/15/15 12:43	72-20-8	
Endrin aldehyde	ND	ug/L	1.0	1.0	20	06/10/15 17:00	06/15/15 12:43	7421-93-4	
Endrin ketone	**6.2**	ug/L	1.0	1.0	20	06/10/15 17:00	06/15/15 12:43	53494-70-5	
Heptachlor	ND	ug/L	1.0	1.0	20	06/10/15 17:00	06/15/15 12:43	76-44-8	
Heptachlor epoxide	ND	ug/L	1.0	1.0	20	06/10/15 17:00	06/15/15 12:43	1024-57-3	
Hexachlorobenzene	ND	ug/L	1.0	1.0	20	06/10/15 17:00	06/15/15 12:43	118-74-1	
Methoxychlor	ND	ug/L	3.0	3.0	20	06/10/15 17:00	06/15/15 12:43	72-43-5	
Mirex	ND	ug/L	3.0	3.0	20	06/10/15 17:00	06/15/15 12:43	2385-85-5	
Toxaphene	ND	ug/L	4.0	4.0	20	06/10/15 17:00	06/15/15 12:43	8001-35-2	
Surrogates									
Tetrachloro-m-xylene (S)	0	%	20-130		20	06/10/15 17:00	06/15/15 12:43	877-09-8	S4
Decachlorobiphenyl (S)	0	%	20-130		20	06/10/15 17:00	06/15/15 12:43	2051-24-3	S4
8260 MSV Low Level	Analytical Method: EPA 8260								
Acetone	ND	ug/L	625	250	25		06/11/15 00:34	67-64-1	
Benzene	ND	ug/L	25.0	6.2	25		06/11/15 00:34	71-43-2	
Bromobenzene	ND	ug/L	25.0	7.5	25		06/11/15 00:34	108-86-1	
Bromochloromethane	ND	ug/L	25.0	4.2	25		06/11/15 00:34	74-97-5	
Bromodichloromethane	ND	ug/L	25.0	4.5	25		06/11/15 00:34	75-27-4	
Bromoform	ND	ug/L	25.0	6.5	25		06/11/15 00:34	75-25-2	
Bromomethane	ND	ug/L	50.0	7.2	25		06/11/15 00:34	74-83-9	L3
2-Butanone (MEK)	ND	ug/L	125	24.0	25		06/11/15 00:34	78-93-3	
Carbon tetrachloride	ND	ug/L	25.0	6.2	25		06/11/15 00:34	56-23-5	
Chlorobenzene	ND	ug/L	25.0	5.8	25		06/11/15 00:34	108-90-7	
Chloroethane	ND	ug/L	25.0	13.5	25		06/11/15 00:34	75-00-3	
Chloroform	ND	ug/L	25.0	3.5	25		06/11/15 00:34	67-66-3	
Chloromethane	ND	ug/L	25.0	2.8	25		06/11/15 00:34	74-87-3	
2-Chlorotoluene	ND	ug/L	25.0	8.8	25		06/11/15 00:34	95-49-8	
4-Chlorotoluene	ND	ug/L	25.0	7.8	25		06/11/15 00:34	106-43-4	
1,2-Dibromo-3-chloropropane	ND	ug/L	50.0	50.0	25		06/11/15 00:34	96-12-8	
Dibromochloromethane	ND	ug/L	25.0	5.2	25		06/11/15 00:34	124-48-1	
1,2-Dibromoethane (EDB)	ND	ug/L	25.0	6.8	25		06/11/15 00:34	106-93-4	
Dibromomethane	ND	ug/L	25.0	5.2	25		06/11/15 00:34	74-95-3	

This report shall not be reproduced, except in full,
without the written consent of Pace Analytical Services, Inc..

Pace Analytical Services, Inc.
9800 Kincey Ave. Suite 100
Huntersville, NC 28078
(704)875-9092

ANALYTICAL RESULTS

Project: LEGION INDUSTRY
Pace Project No.: 92253199

Sample: MW19 **Lab ID: 92253199010** Collected: 06/04/15 10:20 Received: 06/05/15 15:37 Matrix: Water

Parameters	Results	Units	Report Limit	MDL	DF	Prepared	Analyzed	CAS No.	Qual
8260 MSV Low Level	Analytical Method: EPA 8260								
1,2-Dichlorobenzene	ND	ug/L	25.0	7.5	25		06/11/15 00:34	95-50-1	
1,3-Dichlorobenzene	ND	ug/L	25.0	6.0	25		06/11/15 00:34	541-73-1	
1,4-Dichlorobenzene	ND	ug/L	25.0	8.2	25		06/11/15 00:34	106-46-7	
Dichlorodifluoromethane	ND	ug/L	25.0	5.2	25		06/11/15 00:34	75-71-8	
1,1-Dichloroethane	ND	ug/L	25.0	8.0	25		06/11/15 00:34	75-34-3	
1,2-Dichloroethane	ND	ug/L	25.0	3.0	25		06/11/15 00:34	107-06-2	
1,1-Dichloroethene	ND	ug/L	25.0	14.0	25		06/11/15 00:34	75-35-4	
cis-1,2-Dichloroethene	**125**	ug/L	25.0	4.8	25		06/11/15 00:34	156-59-2	
trans-1,2-Dichloroethene	ND	ug/L	25.0	12.2	25		06/11/15 00:34	156-60-5	
1,2-Dichloropropane	ND	ug/L	25.0	6.8	25		06/11/15 00:34	78-87-5	
1,3-Dichloropropane	ND	ug/L	25.0	7.0	25		06/11/15 00:34	142-28-9	
2,2-Dichloropropane	ND	ug/L	25.0	3.2	25		06/11/15 00:34	594-20-7	
1,1-Dichloropropene	ND	ug/L	25.0	12.2	25		06/11/15 00:34	563-58-6	
cis-1,3-Dichloropropene	ND	ug/L	25.0	3.2	25		06/11/15 00:34	10061-01-5	
trans-1,3-Dichloropropene	ND	ug/L	25.0	6.5	25		06/11/15 00:34	10061-02-6	
Diisopropyl ether	ND	ug/L	25.0	3.0	25		06/11/15 00:34	108-20-3	
Ethylbenzene	**16.0J**	ug/L	25.0	7.5	25		06/11/15 00:34	100-41-4	
Hexachloro-1,3-butadiene	ND	ug/L	25.0	17.8	25		06/11/15 00:34	87-68-3	
2-Hexanone	ND	ug/L	125	11.5	25		06/11/15 00:34	591-78-6	
p-Isopropyltoluene	ND	ug/L	25.0	7.8	25		06/11/15 00:34	99-87-6	
Methylene Chloride	ND	ug/L	50.0	24.2	25		06/11/15 00:34	75-09-2	L3
4-Methyl-2-pentanone (MIBK)	ND	ug/L	125	8.2	25		06/11/15 00:34	108-10-1	
Methyl-tert-butyl ether	ND	ug/L	25.0	5.2	25		06/11/15 00:34	1634-04-4	
Naphthalene	ND	ug/L	25.0	6.0	25		06/11/15 00:34	91-20-3	
Styrene	ND	ug/L	25.0	6.5	25		06/11/15 00:34	100-42-5	
1,1,1,2-Tetrachloroethane	ND	ug/L	25.0	8.2	25		06/11/15 00:34	630-20-6	
1,1,2,2-Tetrachloroethane	ND	ug/L	25.0	10.0	25		06/11/15 00:34	79-34-5	
Tetrachloroethene	ND	ug/L	25.0	11.5	25		06/11/15 00:34	127-18-4	
Toluene	ND	ug/L	25.0	6.5	25		06/11/15 00:34	108-88-3	
1,2,3-Trichlorobenzene	ND	ug/L	25.0	8.2	25		06/11/15 00:34	87-61-6	
1,2,4-Trichlorobenzene	ND	ug/L	25.0	8.8	25		06/11/15 00:34	120-82-1	
1,1,1-Trichloroethane	ND	ug/L	25.0	12.0	25		06/11/15 00:34	71-55-6	
1,1,2-Trichloroethane	ND	ug/L	25.0	7.2	25		06/11/15 00:34	79-00-5	
Trichloroethene	**15.9J**	ug/L	25.0	11.8	25		06/11/15 00:34	79-01-6	
Trichlorofluoromethane	ND	ug/L	25.0	5.0	25		06/11/15 00:34	75-69-4	
1,2,3-Trichloropropane	ND	ug/L	25.0	10.2	25		06/11/15 00:34	96-18-4	
Vinyl acetate	ND	ug/L	50.0	8.8	25		06/11/15 00:34	108-05-4	
Vinyl chloride	ND	ug/L	25.0	15.5	25		06/11/15 00:34	75-01-4	
Xylene (Total)	**67.1**	ug/L	50.0	16.5	25		06/11/15 00:34	1330-20-7	
m&p-Xylene	**67.1**	ug/L	50.0	16.5	25		06/11/15 00:34	179601-23-1	
o-Xylene	**17.3J**	ug/L	25.0	5.8	25		06/11/15 00:34	95-47-6	
Surrogates									
4-Bromofluorobenzene (S)	96	%	70-130		25		06/11/15 00:34	460-00-4	
1,2-Dichloroethane-d4 (S)	107	%	70-130		25		06/11/15 00:34	17060-07-0	
Toluene-d8 (S)	97	%	70-130		25		06/11/15 00:34	2037-26-5	

This report shall not be reproduced, except in full,
without the written consent of Pace Analytical Services, Inc..

Pace Analytical Services, Inc.
9800 Kincey Ave. Suite 100
Huntersville, NC 28078
(704)875-9092

ANALYTICAL RESULTS

Project: LEGION INDUSTRY
Pace Project No.: 92253199

Sample: DUP #2 **Lab ID: 92253199011** Collected: 06/04/15 00:00 Received: 06/05/15 15:37 Matrix: Water

Parameters	Results	Units	Report Limit	MDL	DF	Prepared	Analyzed	CAS No.	Qual
8081 Organochlorine Pesticides	Analytical Method: EPA 8081 Preparation Method: EPA 3510								
Aldrin	ND	ug/L	1.0	1.0	20	06/10/15 17:00	06/15/15 13:01	309-00-2	
alpha-BHC	ND	ug/L	1.0	1.0	20	06/10/15 17:00	06/15/15 13:01	319-84-6	
beta-BHC	**1.5**	ug/L	1.0	1.0	20	06/10/15 17:00	06/15/15 13:01	319-85-7	
delta-BHC	ND	ug/L	1.0	1.0	20	06/10/15 17:00	06/15/15 13:01	319-86-8	
gamma-BHC (Lindane)	ND	ug/L	1.0	1.0	20	06/10/15 17:00	06/15/15 13:01	58-89-9	
Chlordane (Technical)	ND	ug/L	4.0	4.0	20	06/10/15 17:00	06/15/15 13:01	57-74-9	
4,4'-DDD	**2.1**	ug/L	1.0	1.0	20	06/10/15 17:00	06/15/15 13:01	72-54-8	
4,4'-DDE	ND	ug/L	1.0	1.0	20	06/10/15 17:00	06/15/15 13:01	72-55-9	
4,4'-DDT	ND	ug/L	1.0	1.0	20	06/10/15 17:00	06/15/15 13:01	50-29-3	
Dieldrin	**7.0**	ug/L	1.0	1.0	20	06/10/15 17:00	06/15/15 13:01	60-57-1	
Endosulfan I	ND	ug/L	1.0	1.0	20	06/10/15 17:00	06/15/15 13:01	959-98-8	
Endosulfan II	**2.5**	ug/L	1.0	1.0	20	06/10/15 17:00	06/15/15 13:01	33213-65-9	
Endosulfan sulfate	ND	ug/L	1.0	1.0	20	06/10/15 17:00	06/15/15 13:01	1031-07-8	
Endrin	**5.4**	ug/L	1.0	1.0	20	06/10/15 17:00	06/15/15 13:01	72-20-8	
Endrin aldehyde	ND	ug/L	1.0	1.0	20	06/10/15 17:00	06/15/15 13:01	7421-93-4	
Endrin ketone	**5.6**	ug/L	1.0	1.0	20	06/10/15 17:00	06/15/15 13:01	53494-70-5	
Heptachlor	ND	ug/L	1.0	1.0	20	06/10/15 17:00	06/15/15 13:01	76-44-8	
Heptachlor epoxide	ND	ug/L	1.0	1.0	20	06/10/15 17:00	06/15/15 13:01	1024-57-3	
Hexachlorobenzene	ND	ug/L	1.0	1.0	20	06/10/15 17:00	06/15/15 13:01	118-74-1	
Methoxychlor	ND	ug/L	3.0	3.0	20	06/10/15 17:00	06/15/15 13:01	72-43-5	
Mirex	ND	ug/L	3.0	3.0	20	06/10/15 17:00	06/15/15 13:01	2385-85-5	
Toxaphene	ND	ug/L	4.0	4.0	20	06/10/15 17:00	06/15/15 13:01	8001-35-2	
Surrogates									
Tetrachloro-m-xylene (S)	0	%	20-130		20	06/10/15 17:00	06/15/15 13:01	877-09-8	S4
Decachlorobiphenyl (S)	0	%	20-130		20	06/10/15 17:00	06/15/15 13:01	2051-24-3	S4
8260 MSV Low Level	Analytical Method: EPA 8260								
Acetone	ND	ug/L	625	250	25		06/11/15 00:51	67-64-1	
Benzene	ND	ug/L	25.0	6.2	25		06/11/15 00:51	71-43-2	
Bromobenzene	ND	ug/L	25.0	7.5	25		06/11/15 00:51	108-86-1	
Bromochloromethane	ND	ug/L	25.0	4.2	25		06/11/15 00:51	74-97-5	
Bromodichloromethane	ND	ug/L	25.0	4.5	25		06/11/15 00:51	75-27-4	
Bromoform	ND	ug/L	25.0	6.5	25		06/11/15 00:51	75-25-2	
Bromomethane	ND	ug/L	50.0	7.2	25		06/11/15 00:51	74-83-9	L3
2-Butanone (MEK)	ND	ug/L	125	24.0	25		06/11/15 00:51	78-93-3	
Carbon tetrachloride	ND	ug/L	25.0	6.2	25		06/11/15 00:51	56-23-5	
Chlorobenzene	ND	ug/L	25.0	5.8	25		06/11/15 00:51	108-90-7	
Chloroethane	ND	ug/L	25.0	13.5	25		06/11/15 00:51	75-00-3	
Chloroform	ND	ug/L	25.0	3.5	25		06/11/15 00:51	67-66-3	
Chloromethane	ND	ug/L	25.0	2.8	25		06/11/15 00:51	74-87-3	
2-Chlorotoluene	ND	ug/L	25.0	8.8	25		06/11/15 00:51	95-49-8	
4-Chlorotoluene	ND	ug/L	25.0	7.8	25		06/11/15 00:51	106-43-4	
1,2-Dibromo-3-chloropropane	ND	ug/L	50.0	50.0	25		06/11/15 00:51	96-12-8	
Dibromochloromethane	ND	ug/L	25.0	5.2	25		06/11/15 00:51	124-48-1	
1,2-Dibromoethane (EDB)	ND	ug/L	25.0	6.8	25		06/11/15 00:51	106-93-4	
Dibromomethane	ND	ug/L	25.0	5.2	25		06/11/15 00:51	74-95-3	

This report shall not be reproduced, except in full,
without the written consent of Pace Analytical Services, Inc..

Pace Analytical Services, Inc.
9800 Kincey Ave. Suite 100
Huntersville, NC 28078
(704)875-9092

ANALYTICAL RESULTS

Project: LEGION INDUSTRY
Pace Project No.: 92253199

Sample: DUP #2 **Lab ID: 92253199011** Collected: 06/04/15 00:00 Received: 06/05/15 15:37 Matrix: Water

Parameters	Results	Units	Report Limit	MDL	DF	Prepared	Analyzed	CAS No.	Qual
8260 MSV Low Level	Analytical Method: EPA 8260								
1,2-Dichlorobenzene	ND	ug/L	25.0	7.5	25		06/11/15 00:51	95-50-1	
1,3-Dichlorobenzene	ND	ug/L	25.0	6.0	25		06/11/15 00:51	541-73-1	
1,4-Dichlorobenzene	ND	ug/L	25.0	8.2	25		06/11/15 00:51	106-46-7	
Dichlorodifluoromethane	ND	ug/L	25.0	5.2	25		06/11/15 00:51	75-71-8	
1,1-Dichloroethane	ND	ug/L	25.0	8.0	25		06/11/15 00:51	75-34-3	
1,2-Dichloroethane	ND	ug/L	25.0	3.0	25		06/11/15 00:51	107-06-2	
1,1-Dichloroethene	ND	ug/L	25.0	14.0	25		06/11/15 00:51	75-35-4	
cis-1,2-Dichloroethene	**116**	ug/L	25.0	4.8	25		06/11/15 00:51	156-59-2	
trans-1,2-Dichloroethene	ND	ug/L	25.0	12.2	25		06/11/15 00:51	156-60-5	
1,2-Dichloropropane	ND	ug/L	25.0	6.8	25		06/11/15 00:51	78-87-5	
1,3-Dichloropropane	ND	ug/L	25.0	7.0	25		06/11/15 00:51	142-28-9	
2,2-Dichloropropane	ND	ug/L	25.0	3.2	25		06/11/15 00:51	594-20-7	
1,1-Dichloropropene	ND	ug/L	25.0	12.2	25		06/11/15 00:51	563-58-6	
cis-1,3-Dichloropropene	ND	ug/L	25.0	3.2	25		06/11/15 00:51	10061-01-5	
trans-1,3-Dichloropropene	ND	ug/L	25.0	6.5	25		06/11/15 00:51	10061-02-6	
Diisopropyl ether	ND	ug/L	25.0	3.0	25		06/11/15 00:51	108-20-3	
Ethylbenzene	**14.4J**	ug/L	25.0	7.5	25		06/11/15 00:51	100-41-4	
Hexachloro-1,3-butadiene	ND	ug/L	25.0	17.8	25		06/11/15 00:51	87-68-3	
2-Hexanone	ND	ug/L	125	11.5	25		06/11/15 00:51	591-78-6	
p-Isopropyltoluene	ND	ug/L	25.0	7.8	25		06/11/15 00:51	99-87-6	
Methylene Chloride	ND	ug/L	50.0	24.2	25		06/11/15 00:51	75-09-2	L3
4-Methyl-2-pentanone (MIBK)	ND	ug/L	125	8.2	25		06/11/15 00:51	108-10-1	
Methyl-tert-butyl ether	ND	ug/L	25.0	5.2	25		06/11/15 00:51	1634-04-4	
Naphthalene	ND	ug/L	25.0	6.0	25		06/11/15 00:51	91-20-3	
Styrene	ND	ug/L	25.0	6.5	25		06/11/15 00:51	100-42-5	
1,1,1,2-Tetrachloroethane	ND	ug/L	25.0	8.2	25		06/11/15 00:51	630-20-6	
1,1,2,2-Tetrachloroethane	ND	ug/L	25.0	10.0	25		06/11/15 00:51	79-34-5	
Tetrachloroethene	ND	ug/L	25.0	11.5	25		06/11/15 00:51	127-18-4	
Toluene	ND	ug/L	25.0	6.5	25		06/11/15 00:51	108-88-3	
1,2,3-Trichlorobenzene	ND	ug/L	25.0	8.2	25		06/11/15 00:51	87-61-6	
1,2,4-Trichlorobenzene	ND	ug/L	25.0	8.8	25		06/11/15 00:51	120-82-1	
1,1,1-Trichloroethane	ND	ug/L	25.0	12.0	25		06/11/15 00:51	71-55-6	
1,1,2-Trichloroethane	ND	ug/L	25.0	7.2	25		06/11/15 00:51	79-00-5	
Trichloroethene	**13.6J**	ug/L	25.0	11.8	25		06/11/15 00:51	79-01-6	
Trichlorofluoromethane	ND	ug/L	25.0	5.0	25		06/11/15 00:51	75-69-4	
1,2,3-Trichloropropane	ND	ug/L	25.0	10.2	25		06/11/15 00:51	96-18-4	
Vinyl acetate	ND	ug/L	50.0	8.8	25		06/11/15 00:51	108-05-4	
Vinyl chloride	ND	ug/L	25.0	15.5	25		06/11/15 00:51	75-01-4	
Xylene (Total)	**64.2**	ug/L	50.0	16.5	25		06/11/15 00:51	1330-20-7	
m&p-Xylene	**64.2**	ug/L	50.0	16.5	25		06/11/15 00:51	179601-23-1	
o-Xylene	**16.0J**	ug/L	25.0	5.8	25		06/11/15 00:51	95-47-6	
Surrogates									
4-Bromofluorobenzene (S)	91	%	70-130		25		06/11/15 00:51	460-00-4	
1,2-Dichloroethane-d4 (S)	108	%	70-130		25		06/11/15 00:51	17060-07-0	
Toluene-d8 (S)	100	%	70-130		25		06/11/15 00:51	2037-26-5	

This report shall not be reproduced, except in full,
without the written consent of Pace Analytical Services, Inc..

Pace Analytical Services, Inc.
9800 Kincey Ave. Suite 100
Huntersville, NC 28078
(704)875-9092

ANALYTICAL RESULTS

Project: LEGION INDUSTRY
Pace Project No.: 92253199

Sample: MW4 **Lab ID: 92253199012** Collected: 06/04/15 12:10 Received: 06/05/15 15:37 Matrix: Water

Parameters	Results	Units	Report Limit	MDL	DF	Prepared	Analyzed	CAS No.	Qual
8081 Organochlorine Pesticides	Analytical Method: EPA 8081 Preparation Method: EPA 3510								
Aldrin	ND	ug/L	0.050	0.050	1	06/10/15 17:00	06/12/15 22:49	309-00-2	
alpha-BHC	ND	ug/L	0.050	0.050	1	06/10/15 17:00	06/12/15 22:49	319-84-6	
beta-BHC	ND	ug/L	0.050	0.050	1	06/10/15 17:00	06/12/15 22:49	319-85-7	
delta-BHC	ND	ug/L	0.050	0.050	1	06/10/15 17:00	06/12/15 22:49	319-86-8	
gamma-BHC (Lindane)	ND	ug/L	0.050	0.050	1	06/10/15 17:00	06/12/15 22:49	58-89-9	
Chlordane (Technical)	ND	ug/L	0.20	0.20	1	06/10/15 17:00	06/12/15 22:49	57-74-9	
4,4'-DDD	ND	ug/L	0.050	0.050	1	06/10/15 17:00	06/12/15 22:49	72-54-8	
4,4'-DDE	ND	ug/L	0.050	0.050	1	06/10/15 17:00	06/12/15 22:49	72-55-9	
4,4'-DDT	ND	ug/L	0.050	0.050	1	06/10/15 17:00	06/12/15 22:49	50-29-3	
Dieldrin	ND	ug/L	0.050	0.050	1	06/10/15 17:00	06/12/15 22:49	60-57-1	
Endosulfan I	ND	ug/L	0.050	0.050	1	06/10/15 17:00	06/12/15 22:49	959-98-8	
Endosulfan II	ND	ug/L	0.050	0.050	1	06/10/15 17:00	06/12/15 22:49	33213-65-9	
Endosulfan sulfate	ND	ug/L	0.050	0.050	1	06/10/15 17:00	06/12/15 22:49	1031-07-8	
Endrin	ND	ug/L	0.050	0.050	1	06/10/15 17:00	06/12/15 22:49	72-20-8	
Endrin aldehyde	ND	ug/L	0.050	0.050	1	06/10/15 17:00	06/12/15 22:49	7421-93-4	
Endrin ketone	ND	ug/L	0.050	0.050	1	06/10/15 17:00	06/12/15 22:49	53494-70-5	
Heptachlor	ND	ug/L	0.050	0.050	1	06/10/15 17:00	06/12/15 22:49	76-44-8	
Heptachlor epoxide	ND	ug/L	0.050	0.050	1	06/10/15 17:00	06/12/15 22:49	1024-57-3	
Hexachlorobenzene	ND	ug/L	0.050	0.050	1	06/10/15 17:00	06/12/15 22:49	118-74-1	
Methoxychlor	ND	ug/L	0.15	0.15	1	06/10/15 17:00	06/12/15 22:49	72-43-5	
Mirex	ND	ug/L	0.15	0.15	1	06/10/15 17:00	06/12/15 22:49	2385-85-5	
Toxaphene	ND	ug/L	0.20	0.20	1	06/10/15 17:00	06/12/15 22:49	8001-35-2	
Surrogates									
Tetrachloro-m-xylene (S)	42	%	20-130		1	06/10/15 17:00	06/12/15 22:49	877-09-8	
Decachlorobiphenyl (S)	74	%	20-130		1	06/10/15 17:00	06/12/15 22:49	2051-24-3	
8260 MSV Low Level	Analytical Method: EPA 8260								
Acetone	ND	ug/L	25.0	10.0	1		06/10/15 21:12	67-64-1	
Benzene	ND	ug/L	1.0	0.25	1		06/10/15 21:12	71-43-2	
Bromobenzene	ND	ug/L	1.0	0.30	1		06/10/15 21:12	108-86-1	
Bromochloromethane	ND	ug/L	1.0	0.17	1		06/10/15 21:12	74-97-5	
Bromodichloromethane	ND	ug/L	1.0	0.18	1		06/10/15 21:12	75-27-4	
Bromoform	ND	ug/L	1.0	0.26	1		06/10/15 21:12	75-25-2	L2
Bromomethane	ND	ug/L	2.0	0.29	1		06/10/15 21:12	74-83-9	
2-Butanone (MEK)	ND	ug/L	5.0	0.96	1		06/10/15 21:12	78-93-3	
Carbon tetrachloride	ND	ug/L	1.0	0.25	1		06/10/15 21:12	56-23-5	
Chlorobenzene	ND	ug/L	1.0	0.23	1		06/10/15 21:12	108-90-7	
Chloroethane	ND	ug/L	1.0	0.54	1		06/10/15 21:12	75-00-3	
Chloroform	ND	ug/L	1.0	0.14	1		06/10/15 21:12	67-66-3	
Chloromethane	ND	ug/L	1.0	0.11	1		06/10/15 21:12	74-87-3	
2-Chlorotoluene	ND	ug/L	1.0	0.35	1		06/10/15 21:12	95-49-8	
4-Chlorotoluene	ND	ug/L	1.0	0.31	1		06/10/15 21:12	106-43-4	
1,2-Dibromo-3-chloropropane	ND	ug/L	2.0	2.0	1		06/10/15 21:12	96-12-8	
Dibromochloromethane	ND	ug/L	1.0	0.21	1		06/10/15 21:12	124-48-1	
1,2-Dibromoethane (EDB)	ND	ug/L	1.0	0.27	1		06/10/15 21:12	106-93-4	
Dibromomethane	ND	ug/L	1.0	0.21	1		06/10/15 21:12	74-95-3	

This report shall not be reproduced, except in full,
without the written consent of Pace Analytical Services, Inc..

Pace Analytical Services, Inc.
9800 Kincey Ave. Suite 100
Huntersville, NC 28078
(704)875-9092

ANALYTICAL RESULTS

Project: LEGION INDUSTRY
Pace Project No.: 92253199

Sample: MW4 **Lab ID: 92253199012** Collected: 06/04/15 12:10 Received: 06/05/15 15:37 Matrix: Water

Parameters	Results	Units	Report Limit	MDL	DF	Prepared	Analyzed	CAS No.	Qual
8260 MSV Low Level	Analytical Method: EPA 8260								
1,2-Dichlorobenzene	ND	ug/L	1.0	0.30	1		06/10/15 21:12	95-50-1	
1,3-Dichlorobenzene	ND	ug/L	1.0	0.24	1		06/10/15 21:12	541-73-1	
1,4-Dichlorobenzene	ND	ug/L	1.0	0.33	1		06/10/15 21:12	106-46-7	
Dichlorodifluoromethane	ND	ug/L	1.0	0.21	1		06/10/15 21:12	75-71-8	L3
1,1-Dichloroethane	ND	ug/L	1.0	0.32	1		06/10/15 21:12	75-34-3	
1,2-Dichloroethane	ND	ug/L	1.0	0.12	1		06/10/15 21:12	107-06-2	
1,1-Dichloroethene	ND	ug/L	1.0	0.56	1		06/10/15 21:12	75-35-4	
cis-1,2-Dichloroethene	**3.5**	ug/L	1.0	0.19	1		06/10/15 21:12	156-59-2	
trans-1,2-Dichloroethene	ND	ug/L	1.0	0.49	1		06/10/15 21:12	156-60-5	
1,2-Dichloropropane	ND	ug/L	1.0	0.27	1		06/10/15 21:12	78-87-5	
1,3-Dichloropropane	ND	ug/L	1.0	0.28	1		06/10/15 21:12	142-28-9	
2,2-Dichloropropane	ND	ug/L	1.0	0.13	1		06/10/15 21:12	594-20-7	
1,1-Dichloropropene	ND	ug/L	1.0	0.49	1		06/10/15 21:12	563-58-6	L3
cis-1,3-Dichloropropene	ND	ug/L	1.0	0.13	1		06/10/15 21:12	10061-01-5	
trans-1,3-Dichloropropene	ND	ug/L	1.0	0.26	1		06/10/15 21:12	10061-02-6	
Diisopropyl ether	ND	ug/L	1.0	0.12	1		06/10/15 21:12	108-20-3	L3
Ethylbenzene	ND	ug/L	1.0	0.30	1		06/10/15 21:12	100-41-4	
Hexachloro-1,3-butadiene	ND	ug/L	1.0	0.71	1		06/10/15 21:12	87-68-3	
2-Hexanone	ND	ug/L	5.0	0.46	1		06/10/15 21:12	591-78-6	
p-Isopropyltoluene	ND	ug/L	1.0	0.31	1		06/10/15 21:12	99-87-6	
Methylene Chloride	ND	ug/L	2.0	0.97	1		06/10/15 21:12	75-09-2	L3
4-Methyl-2-pentanone (MIBK)	ND	ug/L	5.0	0.33	1		06/10/15 21:12	108-10-1	
Methyl-tert-butyl ether	ND	ug/L	1.0	0.21	1		06/10/15 21:12	1634-04-4	
Naphthalene	ND	ug/L	1.0	0.24	1		06/10/15 21:12	91-20-3	
Styrene	ND	ug/L	1.0	0.26	1		06/10/15 21:12	100-42-5	
1,1,1,2-Tetrachloroethane	ND	ug/L	1.0	0.33	1		06/10/15 21:12	630-20-6	
1,1,2,2-Tetrachloroethane	ND	ug/L	1.0	0.40	1		06/10/15 21:12	79-34-5	
Tetrachloroethene	ND	ug/L	1.0	0.46	1		06/10/15 21:12	127-18-4	
Toluene	ND	ug/L	1.0	0.26	1		06/10/15 21:12	108-88-3	
1,2,3-Trichlorobenzene	ND	ug/L	1.0	0.33	1		06/10/15 21:12	87-61-6	
1,2,4-Trichlorobenzene	ND	ug/L	1.0	0.35	1		06/10/15 21:12	120-82-1	
1,1,1-Trichloroethane	ND	ug/L	1.0	0.48	1		06/10/15 21:12	71-55-6	
1,1,2-Trichloroethane	ND	ug/L	1.0	0.29	1		06/10/15 21:12	79-00-5	
Trichloroethene	**1.2**	ug/L	1.0	0.47	1		06/10/15 21:12	79-01-6	
Trichlorofluoromethane	ND	ug/L	1.0	0.20	1		06/10/15 21:12	75-69-4	
1,2,3-Trichloropropane	ND	ug/L	1.0	0.41	1		06/10/15 21:12	96-18-4	
Vinyl acetate	ND	ug/L	2.0	0.35	1		06/10/15 21:12	108-05-4	
Vinyl chloride	ND	ug/L	1.0	0.62	1		06/10/15 21:12	75-01-4	
Xylene (Total)	ND	ug/L	2.0	0.66	1		06/10/15 21:12	1330-20-7	
m&p-Xylene	ND	ug/L	2.0	0.66	1		06/10/15 21:12	179601-23-1	
o-Xylene	ND	ug/L	1.0	0.23	1		06/10/15 21:12	95-47-6	
Surrogates									
4-Bromofluorobenzene (S)	93	%	70-130		1		06/10/15 21:12	460-00-4	
1,2-Dichloroethane-d4 (S)	107	%	70-130		1		06/10/15 21:12	17060-07-0	
Toluene-d8 (S)	100	%	70-130		1		06/10/15 21:12	2037-26-5	

This report shall not be reproduced, except in full,
without the written consent of Pace Analytical Services, Inc..

Pace Analytical Services, Inc.
9800 Kincey Ave. Suite 100
Huntersville, NC 28078
(704)875-9092

ANALYTICAL RESULTS

Project: LEGION INDUSTRY
Pace Project No.: 92253199

Sample: MW13 **Lab ID: 92253199013** Collected: 06/04/15 13:30 Received: 06/05/15 15:37 Matrix: Water

Parameters	Results	Units	Report Limit	MDL	DF	Prepared	Analyzed	CAS No.	Qual
8081 Organochlorine Pesticides	Analytical Method: EPA 8081 Preparation Method: EPA 3510								
Aldrin	ND	ug/L	1.0	1.0	20	06/10/15 17:00	06/15/15 13:20	309-00-2	
alpha-BHC	ND	ug/L	1.0	1.0	20	06/10/15 17:00	06/15/15 13:20	319-84-6	
beta-BHC	**2.9**	ug/L	1.0	1.0	20	06/10/15 17:00	06/15/15 13:20	319-85-7	
delta-BHC	**1.0**	ug/L	1.0	1.0	20	06/10/15 17:00	06/15/15 13:20	319-86-8	
gamma-BHC (Lindane)	ND	ug/L	1.0	1.0	20	06/10/15 17:00	06/15/15 13:20	58-89-9	
Chlordane (Technical)	ND	ug/L	4.0	4.0	20	06/10/15 17:00	06/15/15 13:20	57-74-9	
4,4'-DDD	**1.2**	ug/L	1.0	1.0	20	06/10/15 17:00	06/15/15 13:20	72-54-8	
4,4'-DDE	ND	ug/L	1.0	1.0	20	06/10/15 17:00	06/15/15 13:20	72-55-9	
4,4'-DDT	**4.0**	ug/L	1.0	1.0	20	06/10/15 17:00	06/15/15 13:20	50-29-3	
Dieldrin	ND	ug/L	1.0	1.0	20	06/10/15 17:00	06/15/15 13:20	60-57-1	
Endosulfan I	ND	ug/L	1.0	1.0	20	06/10/15 17:00	06/15/15 13:20	959-98-8	
Endosulfan II	ND	ug/L	1.0	1.0	20	06/10/15 17:00	06/15/15 13:20	33213-65-9	
Endosulfan sulfate	ND	ug/L	1.0	1.0	20	06/10/15 17:00	06/15/15 13:20	1031-07-8	
Endrin	**3.2**	ug/L	1.0	1.0	20	06/10/15 17:00	06/15/15 13:20	72-20-8	
Endrin aldehyde	**1.3**	ug/L	1.0	1.0	20	06/10/15 17:00	06/15/15 13:20	7421-93-4	
Endrin ketone	**2.8**	ug/L	1.0	1.0	20	06/10/15 17:00	06/15/15 13:20	53494-70-5	
Heptachlor	ND	ug/L	1.0	1.0	20	06/10/15 17:00	06/15/15 13:20	76-44-8	
Heptachlor epoxide	ND	ug/L	1.0	1.0	20	06/10/15 17:00	06/15/15 13:20	1024-57-3	
Hexachlorobenzene	ND	ug/L	1.0	1.0	20	06/10/15 17:00	06/15/15 13:20	118-74-1	
Methoxychlor	ND	ug/L	3.0	3.0	20	06/10/15 17:00	06/15/15 13:20	72-43-5	
Mirex	ND	ug/L	3.0	3.0	20	06/10/15 17:00	06/15/15 13:20	2385-85-5	
Toxaphene	ND	ug/L	4.0	4.0	20	06/10/15 17:00	06/15/15 13:20	8001-35-2	
Surrogates									
Tetrachloro-m-xylene (S)	0	%	20-130		20	06/10/15 17:00	06/15/15 13:20	877-09-8	S4
Decachlorobiphenyl (S)	0	%	20-130		20	06/10/15 17:00	06/15/15 13:20	2051-24-3	S4
8260 MSV Low Level	Analytical Method: EPA 8260								
Acetone	ND	ug/L	1250	500	50		06/11/15 01:08	67-64-1	
Benzene	ND	ug/L	50.0	12.5	50		06/11/15 01:08	71-43-2	
Bromobenzene	ND	ug/L	50.0	15.0	50		06/11/15 01:08	108-86-1	
Bromochloromethane	ND	ug/L	50.0	8.5	50		06/11/15 01:08	74-97-5	
Bromodichloromethane	ND	ug/L	50.0	9.0	50		06/11/15 01:08	75-27-4	
Bromoform	ND	ug/L	50.0	13.0	50		06/11/15 01:08	75-25-2	
Bromomethane	ND	ug/L	100	14.5	50		06/11/15 01:08	74-83-9	L3
2-Butanone (MEK)	ND	ug/L	250	48.0	50		06/11/15 01:08	78-93-3	
Carbon tetrachloride	ND	ug/L	50.0	12.5	50		06/11/15 01:08	56-23-5	
Chlorobenzene	**43.9J**	ug/L	50.0	11.5	50		06/11/15 01:08	108-90-7	
Chloroethane	ND	ug/L	50.0	27.0	50		06/11/15 01:08	75-00-3	
Chloroform	ND	ug/L	50.0	7.0	50		06/11/15 01:08	67-66-3	
Chloromethane	ND	ug/L	50.0	5.5	50		06/11/15 01:08	74-87-3	
2-Chlorotoluene	ND	ug/L	50.0	17.5	50		06/11/15 01:08	95-49-8	
4-Chlorotoluene	ND	ug/L	50.0	15.5	50		06/11/15 01:08	106-43-4	
1,2-Dibromo-3-chloropropane	ND	ug/L	100	100	50		06/11/15 01:08	96-12-8	
Dibromochloromethane	ND	ug/L	50.0	10.5	50		06/11/15 01:08	124-48-1	
1,2-Dibromoethane (EDB)	ND	ug/L	50.0	13.5	50		06/11/15 01:08	106-93-4	
Dibromomethane	ND	ug/L	50.0	10.5	50		06/11/15 01:08	74-95-3	

This report shall not be reproduced, except in full,
without the written consent of Pace Analytical Services, Inc..

Pace Analytical Services, Inc.
9800 Kincey Ave. Suite 100
Huntersville, NC 28078
(704)875-9092

ANALYTICAL RESULTS

Project: LEGION INDUSTRY
Pace Project No.: 92253199

Sample: MW13 **Lab ID: 92253199013** Collected: 06/04/15 13:30 Received: 06/05/15 15:37 Matrix: Water

Parameters	Results	Units	Report Limit	MDL	DF	Prepared	Analyzed	CAS No.	Qual
8260 MSV Low Level	Analytical Method: EPA 8260								
1,2-Dichlorobenzene	ND	ug/L	50.0	15.0	50		06/11/15 01:08	95-50-1	
1,3-Dichlorobenzene	ND	ug/L	50.0	12.0	50		06/11/15 01:08	541-73-1	
1,4-Dichlorobenzene	**56.0**	ug/L	50.0	16.5	50		06/11/15 01:08	106-46-7	
Dichlorodifluoromethane	ND	ug/L	50.0	10.5	50		06/11/15 01:08	75-71-8	
1,1-Dichloroethane	ND	ug/L	50.0	16.0	50		06/11/15 01:08	75-34-3	
1,2-Dichloroethane	ND	ug/L	50.0	6.0	50		06/11/15 01:08	107-06-2	
1,1-Dichloroethene	ND	ug/L	50.0	28.0	50		06/11/15 01:08	75-35-4	
cis-1,2-Dichloroethene	**1030**	ug/L	50.0	9.5	50		06/11/15 01:08	156-59-2	
trans-1,2-Dichloroethene	ND	ug/L	50.0	24.5	50		06/11/15 01:08	156-60-5	
1,2-Dichloropropane	ND	ug/L	50.0	13.5	50		06/11/15 01:08	78-87-5	
1,3-Dichloropropane	ND	ug/L	50.0	14.0	50		06/11/15 01:08	142-28-9	
2,2-Dichloropropane	ND	ug/L	50.0	6.5	50		06/11/15 01:08	594-20-7	
1,1-Dichloropropene	ND	ug/L	50.0	24.5	50		06/11/15 01:08	563-58-6	
cis-1,3-Dichloropropene	ND	ug/L	50.0	6.5	50		06/11/15 01:08	10061-01-5	
trans-1,3-Dichloropropene	ND	ug/L	50.0	13.0	50		06/11/15 01:08	10061-02-6	
Diisopropyl ether	ND	ug/L	50.0	6.0	50		06/11/15 01:08	108-20-3	
Ethylbenzene	ND	ug/L	50.0	15.0	50		06/11/15 01:08	100-41-4	
Hexachloro-1,3-butadiene	ND	ug/L	50.0	35.5	50		06/11/15 01:08	87-68-3	
2-Hexanone	ND	ug/L	250	23.0	50		06/11/15 01:08	591-78-6	
p-Isopropyltoluene	ND	ug/L	50.0	15.5	50		06/11/15 01:08	99-87-6	
Methylene Chloride	ND	ug/L	100	48.5	50		06/11/15 01:08	75-09-2	L3
4-Methyl-2-pentanone (MIBK)	ND	ug/L	250	16.5	50		06/11/15 01:08	108-10-1	
Methyl-tert-butyl ether	ND	ug/L	50.0	10.5	50		06/11/15 01:08	1634-04-4	
Naphthalene	ND	ug/L	50.0	12.0	50		06/11/15 01:08	91-20-3	
Styrene	ND	ug/L	50.0	13.0	50		06/11/15 01:08	100-42-5	
1,1,1,2-Tetrachloroethane	ND	ug/L	50.0	16.5	50		06/11/15 01:08	630-20-6	
1,1,2,2-Tetrachloroethane	ND	ug/L	50.0	20.0	50		06/11/15 01:08	79-34-5	
Tetrachloroethene	ND	ug/L	50.0	23.0	50		06/11/15 01:08	127-18-4	
Toluene	ND	ug/L	50.0	13.0	50		06/11/15 01:08	108-88-3	
1,2,3-Trichlorobenzene	ND	ug/L	50.0	16.5	50		06/11/15 01:08	87-61-6	
1,2,4-Trichlorobenzene	**28.3J**	ug/L	50.0	17.5	50		06/11/15 01:08	120-82-1	
1,1,1-Trichloroethane	ND	ug/L	50.0	24.0	50		06/11/15 01:08	71-55-6	
1,1,2-Trichloroethane	ND	ug/L	50.0	14.5	50		06/11/15 01:08	79-00-5	
Trichloroethene	**2580**	ug/L	50.0	23.5	50		06/11/15 01:08	79-01-6	
Trichlorofluoromethane	ND	ug/L	50.0	10.0	50		06/11/15 01:08	75-69-4	
1,2,3-Trichloropropane	ND	ug/L	50.0	20.5	50		06/11/15 01:08	96-18-4	
Vinyl acetate	ND	ug/L	100	17.5	50		06/11/15 01:08	108-05-4	
Vinyl chloride	**576**	ug/L	50.0	31.0	50		06/11/15 01:08	75-01-4	
Xylene (Total)	ND	ug/L	100	33.0	50		06/11/15 01:08	1330-20-7	
m&p-Xylene	ND	ug/L	100	33.0	50		06/11/15 01:08	179601-23-1	
o-Xylene	ND	ug/L	50.0	11.5	50		06/11/15 01:08	95-47-6	
Surrogates									
4-Bromofluorobenzene (S)	94	%	70-130		50		06/11/15 01:08	460-00-4	
1,2-Dichloroethane-d4 (S)	106	%	70-130		50		06/11/15 01:08	17060-07-0	
Toluene-d8 (S)	99	%	70-130		50		06/11/15 01:08	2037-26-5	

This report shall not be reproduced, except in full,
without the written consent of Pace Analytical Services, Inc..

Pace Analytical Services, Inc.
9800 Kincey Ave. Suite 100
Huntersville, NC 28078
(704)875-9092

ANALYTICAL RESULTS

Project: LEGION INDUSTRY
Pace Project No.: 92253199

Sample: MW18 **Lab ID: 92253199014** Collected: 06/04/15 14:15 Received: 06/05/15 15:37 Matrix: Water

Parameters	Results	Units	Report Limit	MDL	DF	Prepared	Analyzed	CAS No.	Qual
8081 Organochlorine Pesticides	Analytical Method: EPA 8081 Preparation Method: EPA 3510								
Aldrin	ND	ug/L	0.050	0.050	1	06/10/15 17:00	06/12/15 23:26	309-00-2	
alpha-BHC	ND	ug/L	0.050	0.050	1	06/10/15 17:00	06/12/15 23:26	319-84-6	
beta-BHC	**0.14**	ug/L	0.050	0.050	1	06/10/15 17:00	06/12/15 23:26	319-85-7	
delta-BHC	**0.16**	ug/L	0.050	0.050	1	06/10/15 17:00	06/12/15 23:26	319-86-8	
gamma-BHC (Lindane)	ND	ug/L	0.050	0.050	1	06/10/15 17:00	06/12/15 23:26	58-89-9	
Chlordane (Technical)	**0.23**	ug/L	0.20	0.20	1	06/10/15 17:00	06/12/15 23:26	57-74-9	
4,4'-DDD	ND	ug/L	0.050	0.050	1	06/10/15 17:00	06/12/15 23:26	72-54-8	
4,4'-DDE	ND	ug/L	0.050	0.050	1	06/10/15 17:00	06/12/15 23:26	72-55-9	
4,4'-DDT	ND	ug/L	0.050	0.050	1	06/10/15 17:00	06/12/15 23:26	50-29-3	
Dieldrin	ND	ug/L	0.050	0.050	1	06/10/15 17:00	06/12/15 23:26	60-57-1	
Endosulfan I	ND	ug/L	0.050	0.050	1	06/10/15 17:00	06/12/15 23:26	959-98-8	
Endosulfan II	ND	ug/L	0.050	0.050	1	06/10/15 17:00	06/12/15 23:26	33213-65-9	
Endosulfan sulfate	ND	ug/L	0.050	0.050	1	06/10/15 17:00	06/12/15 23:26	1031-07-8	
Endrin	ND	ug/L	0.050	0.050	1	06/10/15 17:00	06/12/15 23:26	72-20-8	
Endrin aldehyde	ND	ug/L	0.050	0.050	1	06/10/15 17:00	06/12/15 23:26	7421-93-4	
Endrin ketone	**0.13**	ug/L	0.050	0.050	1	06/10/15 17:00	06/12/15 23:26	53494-70-5	
Heptachlor	ND	ug/L	0.050	0.050	1	06/10/15 17:00	06/12/15 23:26	76-44-8	
Heptachlor epoxide	ND	ug/L	0.050	0.050	1	06/10/15 17:00	06/12/15 23:26	1024-57-3	
Hexachlorobenzene	ND	ug/L	0.050	0.050	1	06/10/15 17:00	06/12/15 23:26	118-74-1	
Methoxychlor	ND	ug/L	0.15	0.15	1	06/10/15 17:00	06/12/15 23:26	72-43-5	
Mirex	ND	ug/L	0.15	0.15	1	06/10/15 17:00	06/12/15 23:26	2385-85-5	
Toxaphene	**2.6**	ug/L	0.20	0.20	1	06/10/15 17:00	06/12/15 23:26	8001-35-2	
Surrogates									
Tetrachloro-m-xylene (S)	28	%	20-130		1	06/10/15 17:00	06/12/15 23:26	877-09-8	
Decachlorobiphenyl (S)	57	%	20-130		1	06/10/15 17:00	06/12/15 23:26	2051-24-3	
8260 MSV Low Level	Analytical Method: EPA 8260								
Acetone	ND	ug/L	1250	500	50		06/11/15 01:25	67-64-1	
Benzene	ND	ug/L	50.0	12.5	50		06/11/15 01:25	71-43-2	
Bromobenzene	ND	ug/L	50.0	15.0	50		06/11/15 01:25	108-86-1	
Bromochloromethane	ND	ug/L	50.0	8.5	50		06/11/15 01:25	74-97-5	
Bromodichloromethane	ND	ug/L	50.0	9.0	50		06/11/15 01:25	75-27-4	
Bromoform	ND	ug/L	50.0	13.0	50		06/11/15 01:25	75-25-2	
Bromomethane	ND	ug/L	100	14.5	50		06/11/15 01:25	74-83-9	L3
2-Butanone (MEK)	ND	ug/L	250	48.0	50		06/11/15 01:25	78-93-3	
Carbon tetrachloride	ND	ug/L	50.0	12.5	50		06/11/15 01:25	56-23-5	
Chlorobenzene	ND	ug/L	50.0	11.5	50		06/11/15 01:25	108-90-7	
Chloroethane	ND	ug/L	50.0	27.0	50		06/11/15 01:25	75-00-3	
Chloroform	ND	ug/L	50.0	7.0	50		06/11/15 01:25	67-66-3	
Chloromethane	ND	ug/L	50.0	5.5	50		06/11/15 01:25	74-87-3	
2-Chlorotoluene	ND	ug/L	50.0	17.5	50		06/11/15 01:25	95-49-8	
4-Chlorotoluene	ND	ug/L	50.0	15.5	50		06/11/15 01:25	106-43-4	
1,2-Dibromo-3-chloropropane	ND	ug/L	100	100	50		06/11/15 01:25	96-12-8	
Dibromochloromethane	ND	ug/L	50.0	10.5	50		06/11/15 01:25	124-48-1	
1,2-Dibromoethane (EDB)	ND	ug/L	50.0	13.5	50		06/11/15 01:25	106-93-4	
Dibromomethane	ND	ug/L	50.0	10.5	50		06/11/15 01:25	74-95-3	

This report shall not be reproduced, except in full,
without the written consent of Pace Analytical Services, Inc..

Pace Analytical Services, Inc.
9800 Kincey Ave. Suite 100
Huntersville, NC 28078
(704)875-9092

ANALYTICAL RESULTS

Project: LEGION INDUSTRY
Pace Project No.: 92253199

Sample: MW18 **Lab ID: 92253199014** Collected: 06/04/15 14:15 Received: 06/05/15 15:37 Matrix: Water

Parameters	Results	Units	Report Limit	MDL	DF	Prepared	Analyzed	CAS No.	Qual
8260 MSV Low Level	Analytical Method: EPA 8260								
1,2-Dichlorobenzene	ND	ug/L	50.0	15.0	50		06/11/15 01:25	95-50-1	
1,3-Dichlorobenzene	ND	ug/L	50.0	12.0	50		06/11/15 01:25	541-73-1	
1,4-Dichlorobenzene	ND	ug/L	50.0	16.5	50		06/11/15 01:25	106-46-7	
Dichlorodifluoromethane	ND	ug/L	50.0	10.5	50		06/11/15 01:25	75-71-8	
1,1-Dichloroethane	ND	ug/L	50.0	16.0	50		06/11/15 01:25	75-34-3	
1,2-Dichloroethane	ND	ug/L	50.0	6.0	50		06/11/15 01:25	107-06-2	
1,1-Dichloroethene	ND	ug/L	50.0	28.0	50		06/11/15 01:25	75-35-4	
cis-1,2-Dichloroethene	**1660**	ug/L	50.0	9.5	50		06/11/15 01:25	156-59-2	
trans-1,2-Dichloroethene	ND	ug/L	50.0	24.5	50		06/11/15 01:25	156-60-5	
1,2-Dichloropropane	ND	ug/L	50.0	13.5	50		06/11/15 01:25	78-87-5	
1,3-Dichloropropane	ND	ug/L	50.0	14.0	50		06/11/15 01:25	142-28-9	
2,2-Dichloropropane	ND	ug/L	50.0	6.5	50		06/11/15 01:25	594-20-7	
1,1-Dichloropropene	ND	ug/L	50.0	24.5	50		06/11/15 01:25	563-58-6	
cis-1,3-Dichloropropene	ND	ug/L	50.0	6.5	50		06/11/15 01:25	10061-01-5	
trans-1,3-Dichloropropene	ND	ug/L	50.0	13.0	50		06/11/15 01:25	10061-02-6	
Diisopropyl ether	ND	ug/L	50.0	6.0	50		06/11/15 01:25	108-20-3	
Ethylbenzene	ND	ug/L	50.0	15.0	50		06/11/15 01:25	100-41-4	
Hexachloro-1,3-butadiene	ND	ug/L	50.0	35.5	50		06/11/15 01:25	87-68-3	
2-Hexanone	ND	ug/L	250	23.0	50		06/11/15 01:25	591-78-6	
p-Isopropyltoluene	ND	ug/L	50.0	15.5	50		06/11/15 01:25	99-87-6	
Methylene Chloride	ND	ug/L	100	48.5	50		06/11/15 01:25	75-09-2	L3
4-Methyl-2-pentanone (MIBK)	ND	ug/L	250	16.5	50		06/11/15 01:25	108-10-1	
Methyl-tert-butyl ether	ND	ug/L	50.0	10.5	50		06/11/15 01:25	1634-04-4	
Naphthalene	ND	ug/L	50.0	12.0	50		06/11/15 01:25	91-20-3	
Styrene	ND	ug/L	50.0	13.0	50		06/11/15 01:25	100-42-5	
1,1,1,2-Tetrachloroethane	ND	ug/L	50.0	16.5	50		06/11/15 01:25	630-20-6	
1,1,2,2-Tetrachloroethane	ND	ug/L	50.0	20.0	50		06/11/15 01:25	79-34-5	
Tetrachloroethene	ND	ug/L	50.0	23.0	50		06/11/15 01:25	127-18-4	
Toluene	ND	ug/L	50.0	13.0	50		06/11/15 01:25	108-88-3	
1,2,3-Trichlorobenzene	ND	ug/L	50.0	16.5	50		06/11/15 01:25	87-61-6	
1,2,4-Trichlorobenzene	ND	ug/L	50.0	17.5	50		06/11/15 01:25	120-82-1	
1,1,1-Trichloroethane	ND	ug/L	50.0	24.0	50		06/11/15 01:25	71-55-6	
1,1,2-Trichloroethane	ND	ug/L	50.0	14.5	50		06/11/15 01:25	79-00-5	
Trichloroethene	**3010**	ug/L	50.0	23.5	50		06/11/15 01:25	79-01-6	
Trichlorofluoromethane	ND	ug/L	50.0	10.0	50		06/11/15 01:25	75-69-4	
1,2,3-Trichloropropane	ND	ug/L	50.0	20.5	50		06/11/15 01:25	96-18-4	
Vinyl acetate	ND	ug/L	100	17.5	50		06/11/15 01:25	108-05-4	
Vinyl chloride	**680**	ug/L	50.0	31.0	50		06/11/15 01:25	75-01-4	
Xylene (Total)	ND	ug/L	100	33.0	50		06/11/15 01:25	1330-20-7	
m&p-Xylene	ND	ug/L	100	33.0	50		06/11/15 01:25	179601-23-1	
o-Xylene	ND	ug/L	50.0	11.5	50		06/11/15 01:25	95-47-6	
Surrogates									
4-Bromofluorobenzene (S)	93	%	70-130		50		06/11/15 01:25	460-00-4	
1,2-Dichloroethane-d4 (S)	110	%	70-130		50		06/11/15 01:25	17060-07-0	
Toluene-d8 (S)	98	%	70-130		50		06/11/15 01:25	2037-26-5	

This report shall not be reproduced, except in full,
without the written consent of Pace Analytical Services, Inc..

Pace Analytical Services, Inc.
9800 Kincey Ave. Suite 100
Huntersville, NC 28078
(704)875-9092

ANALYTICAL RESULTS

Project: LEGION INDUSTRY
Pace Project No.: 92253199

Sample: MW12 **Lab ID: 92253199015** Collected: 06/04/15 15:45 Received: 06/05/15 15:37 Matrix: Water

Parameters	Results	Units	Report Limit	MDL	DF	Prepared	Analyzed	CAS No.	Qual
8081 Organochlorine Pesticides	Analytical Method: EPA 8081 Preparation Method: EPA 3510								
Aldrin	ND	ug/L	0.050	0.050	1	06/10/15 17:00	06/13/15 01:17	309-00-2	
alpha-BHC	**0.18**	ug/L	0.050	0.050	1	06/10/15 17:00	06/13/15 01:17	319-84-6	
beta-BHC	ND	ug/L	0.050	0.050	1	06/10/15 17:00	06/13/15 01:17	319-85-7	
delta-BHC	**0.095**	ug/L	0.050	0.050	1	06/10/15 17:00	06/13/15 01:17	319-86-8	
gamma-BHC (Lindane)	**0.44**	ug/L	0.050	0.050	1	06/10/15 17:00	06/13/15 01:17	58-89-9	
Chlordane (Technical)	ND	ug/L	0.20	0.20	1	06/10/15 17:00	06/13/15 01:17	57-74-9	
4,4'-DDD	ND	ug/L	0.050	0.050	1	06/10/15 17:00	06/13/15 01:17	72-54-8	
4,4'-DDE	ND	ug/L	0.050	0.050	1	06/10/15 17:00	06/13/15 01:17	72-55-9	
4,4'-DDT	ND	ug/L	0.050	0.050	1	06/10/15 17:00	06/13/15 01:17	50-29-3	
Dieldrin	ND	ug/L	0.050	0.050	1	06/10/15 17:00	06/13/15 01:17	60-57-1	
Endosulfan I	ND	ug/L	0.050	0.050	1	06/10/15 17:00	06/13/15 01:17	959-98-8	
Endosulfan II	ND	ug/L	0.050	0.050	1	06/10/15 17:00	06/13/15 01:17	33213-65-9	
Endosulfan sulfate	ND	ug/L	0.050	0.050	1	06/10/15 17:00	06/13/15 01:17	1031-07-8	
Endrin	ND	ug/L	0.050	0.050	1	06/10/15 17:00	06/13/15 01:17	72-20-8	
Endrin aldehyde	ND	ug/L	0.050	0.050	1	06/10/15 17:00	06/13/15 01:17	7421-93-4	
Endrin ketone	ND	ug/L	0.050	0.050	1	06/10/15 17:00	06/13/15 01:17	53494-70-5	
Heptachlor	ND	ug/L	0.050	0.050	1	06/10/15 17:00	06/13/15 01:17	76-44-8	
Heptachlor epoxide	ND	ug/L	0.050	0.050	1	06/10/15 17:00	06/13/15 01:17	1024-57-3	
Hexachlorobenzene	ND	ug/L	0.050	0.050	1	06/10/15 17:00	06/13/15 01:17	118-74-1	
Methoxychlor	ND	ug/L	0.15	0.15	1	06/10/15 17:00	06/13/15 01:17	72-43-5	
Mirex	ND	ug/L	0.15	0.15	1	06/10/15 17:00	06/13/15 01:17	2385-85-5	
Toxaphene	ND	ug/L	0.20	0.20	1	06/10/15 17:00	06/13/15 01:17	8001-35-2	
Surrogates									
Tetrachloro-m-xylene (S)	100	%	20-130		1	06/10/15 17:00	06/13/15 01:17	877-09-8	
Decachlorobiphenyl (S)	104	%	20-130		1	06/10/15 17:00	06/13/15 01:17	2051-24-3	
8260 MSV Low Level	Analytical Method: EPA 8260								
Acetone	ND	ug/L	25.0	10.0	1		06/10/15 21:29	67-64-1	
Benzene	ND	ug/L	1.0	0.25	1		06/10/15 21:29	71-43-2	
Bromobenzene	ND	ug/L	1.0	0.30	1		06/10/15 21:29	108-86-1	
Bromochloromethane	ND	ug/L	1.0	0.17	1		06/10/15 21:29	74-97-5	
Bromodichloromethane	ND	ug/L	1.0	0.18	1		06/10/15 21:29	75-27-4	
Bromoform	ND	ug/L	1.0	0.26	1		06/10/15 21:29	75-25-2	L2
Bromomethane	ND	ug/L	2.0	0.29	1		06/10/15 21:29	74-83-9	
2-Butanone (MEK)	ND	ug/L	5.0	0.96	1		06/10/15 21:29	78-93-3	
Carbon tetrachloride	ND	ug/L	1.0	0.25	1		06/10/15 21:29	56-23-5	
Chlorobenzene	ND	ug/L	1.0	0.23	1		06/10/15 21:29	108-90-7	
Chloroethane	ND	ug/L	1.0	0.54	1		06/10/15 21:29	75-00-3	
Chloroform	ND	ug/L	1.0	0.14	1		06/10/15 21:29	67-66-3	
Chloromethane	ND	ug/L	1.0	0.11	1		06/10/15 21:29	74-87-3	
2-Chlorotoluene	ND	ug/L	1.0	0.35	1		06/10/15 21:29	95-49-8	
4-Chlorotoluene	ND	ug/L	1.0	0.31	1		06/10/15 21:29	106-43-4	
1,2-Dibromo-3-chloropropane	ND	ug/L	2.0	2.0	1		06/10/15 21:29	96-12-8	
Dibromochloromethane	ND	ug/L	1.0	0.21	1		06/10/15 21:29	124-48-1	
1,2-Dibromoethane (EDB)	ND	ug/L	1.0	0.27	1		06/10/15 21:29	106-93-4	
Dibromomethane	ND	ug/L	1.0	0.21	1		06/10/15 21:29	74-95-3	

This report shall not be reproduced, except in full,
without the written consent of Pace Analytical Services, Inc..

Pace Analytical Services, Inc.
9800 Kincey Ave. Suite 100
Huntersville, NC 28078
(704)875-9092

ANALYTICAL RESULTS

Project: LEGION INDUSTRY
Pace Project No.: 92253199

Sample: MW12 **Lab ID: 92253199015** Collected: 06/04/15 15:45 Received: 06/05/15 15:37 Matrix: Water

Parameters	Results	Units	Report Limit	MDL	DF	Prepared	Analyzed	CAS No.	Qual
8260 MSV Low Level	Analytical Method: EPA 8260								
1,2-Dichlorobenzene	ND	ug/L	1.0	0.30	1		06/10/15 21:29	95-50-1	
1,3-Dichlorobenzene	ND	ug/L	1.0	0.24	1		06/10/15 21:29	541-73-1	
1,4-Dichlorobenzene	ND	ug/L	1.0	0.33	1		06/10/15 21:29	106-46-7	
Dichlorodifluoromethane	ND	ug/L	1.0	0.21	1		06/10/15 21:29	75-71-8	L3
1,1-Dichloroethane	ND	ug/L	1.0	0.32	1		06/10/15 21:29	75-34-3	
1,2-Dichloroethane	ND	ug/L	1.0	0.12	1		06/10/15 21:29	107-06-2	
1,1-Dichloroethene	ND	ug/L	1.0	0.56	1		06/10/15 21:29	75-35-4	
cis-1,2-Dichloroethene	**2.6**	ug/L	1.0	0.19	1		06/10/15 21:29	156-59-2	
trans-1,2-Dichloroethene	ND	ug/L	1.0	0.49	1		06/10/15 21:29	156-60-5	
1,2-Dichloropropane	ND	ug/L	1.0	0.27	1		06/10/15 21:29	78-87-5	
1,3-Dichloropropane	ND	ug/L	1.0	0.28	1		06/10/15 21:29	142-28-9	
2,2-Dichloropropane	ND	ug/L	1.0	0.13	1		06/10/15 21:29	594-20-7	
1,1-Dichloropropene	ND	ug/L	1.0	0.49	1		06/10/15 21:29	563-58-6	L3
cis-1,3-Dichloropropene	ND	ug/L	1.0	0.13	1		06/10/15 21:29	10061-01-5	
trans-1,3-Dichloropropene	ND	ug/L	1.0	0.26	1		06/10/15 21:29	10061-02-6	
Diisopropyl ether	ND	ug/L	1.0	0.12	1		06/10/15 21:29	108-20-3	L3
Ethylbenzene	ND	ug/L	1.0	0.30	1		06/10/15 21:29	100-41-4	
Hexachloro-1,3-butadiene	ND	ug/L	1.0	0.71	1		06/10/15 21:29	87-68-3	
2-Hexanone	ND	ug/L	5.0	0.46	1		06/10/15 21:29	591-78-6	
p-Isopropyltoluene	ND	ug/L	1.0	0.31	1		06/10/15 21:29	99-87-6	
Methylene Chloride	ND	ug/L	2.0	0.97	1		06/10/15 21:29	75-09-2	L3
4-Methyl-2-pentanone (MIBK)	ND	ug/L	5.0	0.33	1		06/10/15 21:29	108-10-1	
Methyl-tert-butyl ether	ND	ug/L	1.0	0.21	1		06/10/15 21:29	1634-04-4	
Naphthalene	**0.42J**	ug/L	1.0	0.24	1		06/10/15 21:29	91-20-3	
Styrene	ND	ug/L	1.0	0.26	1		06/10/15 21:29	100-42-5	
1,1,1,2-Tetrachloroethane	ND	ug/L	1.0	0.33	1		06/10/15 21:29	630-20-6	
1,1,2,2-Tetrachloroethane	ND	ug/L	1.0	0.40	1		06/10/15 21:29	79-34-5	
Tetrachloroethene	ND	ug/L	1.0	0.46	1		06/10/15 21:29	127-18-4	
Toluene	ND	ug/L	1.0	0.26	1		06/10/15 21:29	108-88-3	
1,2,3-Trichlorobenzene	ND	ug/L	1.0	0.33	1		06/10/15 21:29	87-61-6	
1,2,4-Trichlorobenzene	ND	ug/L	1.0	0.35	1		06/10/15 21:29	120-82-1	
1,1,1-Trichloroethane	ND	ug/L	1.0	0.48	1		06/10/15 21:29	71-55-6	
1,1,2-Trichloroethane	ND	ug/L	1.0	0.29	1		06/10/15 21:29	79-00-5	
Trichloroethene	**17.4**	ug/L	1.0	0.47	1		06/10/15 21:29	79-01-6	
Trichlorofluoromethane	ND	ug/L	1.0	0.20	1		06/10/15 21:29	75-69-4	
1,2,3-Trichloropropane	ND	ug/L	1.0	0.41	1		06/10/15 21:29	96-18-4	
Vinyl acetate	ND	ug/L	2.0	0.35	1		06/10/15 21:29	108-05-4	
Vinyl chloride	ND	ug/L	1.0	0.62	1		06/10/15 21:29	75-01-4	
Xylene (Total)	ND	ug/L	2.0	0.66	1		06/10/15 21:29	1330-20-7	
m&p-Xylene	ND	ug/L	2.0	0.66	1		06/10/15 21:29	179601-23-1	
o-Xylene	ND	ug/L	1.0	0.23	1		06/10/15 21:29	95-47-6	
Surrogates									
4-Bromofluorobenzene (S)	94	%	70-130		1		06/10/15 21:29	460-00-4	
1,2-Dichloroethane-d4 (S)	104	%	70-130		1		06/10/15 21:29	17060-07-0	
Toluene-d8 (S)	100	%	70-130		1		06/10/15 21:29	2037-26-5	

REPORT OF LABORATORY ANALYSIS

This report shall not be reproduced, except in full,
without the written consent of Pace Analytical Services, Inc..

Pace Analytical Services, Inc.
9800 Kincey Ave. Suite 100
Huntersville, NC 28078
(704)875-9092

ANALYTICAL RESULTS

Project: LEGION INDUSTRY
Pace Project No.: 92253199

Sample: TRIP **Lab ID: 92253199016** Collected: 06/03/15 00:00 Received: 06/05/15 15:37 Matrix: Water

Parameters	Results	Units	Report Limit	MDL	DF	Prepared	Analyzed	CAS No.	Qual
8260 MSV Low Level	Analytical Method: EPA 8260								
Acetone	ND	ug/L	25.0	10.0	1		06/10/15 17:01	67-64-1	
Benzene	ND	ug/L	1.0	0.25	1		06/10/15 17:01	71-43-2	
Bromobenzene	ND	ug/L	1.0	0.30	1		06/10/15 17:01	108-86-1	
Bromochloromethane	ND	ug/L	1.0	0.17	1		06/10/15 17:01	74-97-5	
Bromodichloromethane	ND	ug/L	1.0	0.18	1		06/10/15 17:01	75-27-4	
Bromoform	ND	ug/L	1.0	0.26	1		06/10/15 17:01	75-25-2	L2
Bromomethane	ND	ug/L	2.0	0.29	1		06/10/15 17:01	74-83-9	
2-Butanone (MEK)	ND	ug/L	5.0	0.96	1		06/10/15 17:01	78-93-3	
Carbon tetrachloride	ND	ug/L	1.0	0.25	1		06/10/15 17:01	56-23-5	
Chlorobenzene	ND	ug/L	1.0	0.23	1		06/10/15 17:01	108-90-7	
Chloroethane	ND	ug/L	1.0	0.54	1		06/10/15 17:01	75-00-3	
Chloroform	ND	ug/L	1.0	0.14	1		06/10/15 17:01	67-66-3	
Chloromethane	ND	ug/L	1.0	0.11	1		06/10/15 17:01	74-87-3	
2-Chlorotoluene	ND	ug/L	1.0	0.35	1		06/10/15 17:01	95-49-8	
4-Chlorotoluene	ND	ug/L	1.0	0.31	1		06/10/15 17:01	106-43-4	
1,2-Dibromo-3-chloropropane	ND	ug/L	2.0	2.0	1		06/10/15 17:01	96-12-8	
Dibromochloromethane	ND	ug/L	1.0	0.21	1		06/10/15 17:01	124-48-1	
1,2-Dibromoethane (EDB)	ND	ug/L	1.0	0.27	1		06/10/15 17:01	106-93-4	
Dibromomethane	ND	ug/L	1.0	0.21	1		06/10/15 17:01	74-95-3	
1,2-Dichlorobenzene	ND	ug/L	1.0	0.30	1		06/10/15 17:01	95-50-1	
1,3-Dichlorobenzene	ND	ug/L	1.0	0.24	1		06/10/15 17:01	541-73-1	
1,4-Dichlorobenzene	ND	ug/L	1.0	0.33	1		06/10/15 17:01	106-46-7	
Dichlorodifluoromethane	ND	ug/L	1.0	0.21	1		06/10/15 17:01	75-71-8	L3
1,1-Dichloroethane	ND	ug/L	1.0	0.32	1		06/10/15 17:01	75-34-3	
1,2-Dichloroethane	ND	ug/L	1.0	0.12	1		06/10/15 17:01	107-06-2	
1,1-Dichloroethene	ND	ug/L	1.0	0.56	1		06/10/15 17:01	75-35-4	
cis-1,2-Dichloroethene	ND	ug/L	1.0	0.19	1		06/10/15 17:01	156-59-2	
trans-1,2-Dichloroethene	ND	ug/L	1.0	0.49	1		06/10/15 17:01	156-60-5	
1,2-Dichloropropane	ND	ug/L	1.0	0.27	1		06/10/15 17:01	78-87-5	
1,3-Dichloropropane	ND	ug/L	1.0	0.28	1		06/10/15 17:01	142-28-9	
2,2-Dichloropropane	ND	ug/L	1.0	0.13	1		06/10/15 17:01	594-20-7	
1,1-Dichloropropene	ND	ug/L	1.0	0.49	1		06/10/15 17:01	563-58-6	L3
cis-1,3-Dichloropropene	ND	ug/L	1.0	0.13	1		06/10/15 17:01	10061-01-5	
trans-1,3-Dichloropropene	ND	ug/L	1.0	0.26	1		06/10/15 17:01	10061-02-6	
Diisopropyl ether	ND	ug/L	1.0	0.12	1		06/10/15 17:01	108-20-3	L3
Ethylbenzene	ND	ug/L	1.0	0.30	1		06/10/15 17:01	100-41-4	
Hexachloro-1,3-butadiene	ND	ug/L	1.0	0.71	1		06/10/15 17:01	87-68-3	
2-Hexanone	ND	ug/L	5.0	0.46	1		06/10/15 17:01	591-78-6	
p-Isopropyltoluene	ND	ug/L	1.0	0.31	1		06/10/15 17:01	99-87-6	
Methylene Chloride	ND	ug/L	2.0	0.97	1		06/10/15 17:01	75-09-2	L3
4-Methyl-2-pentanone (MIBK)	ND	ug/L	5.0	0.33	1		06/10/15 17:01	108-10-1	
Methyl-tert-butyl ether	ND	ug/L	1.0	0.21	1		06/10/15 17:01	1634-04-4	
Naphthalene	ND	ug/L	1.0	0.24	1		06/10/15 17:01	91-20-3	
Styrene	ND	ug/L	1.0	0.26	1		06/10/15 17:01	100-42-5	
1,1,1,2-Tetrachloroethane	ND	ug/L	1.0	0.33	1		06/10/15 17:01	630-20-6	
1,1,2,2-Tetrachloroethane	ND	ug/L	1.0	0.40	1		06/10/15 17:01	79-34-5	

This report shall not be reproduced, except in full,
without the written consent of Pace Analytical Services, Inc..

Pace Analytical Services, Inc.
9800 Kincey Ave. Suite 100
Huntersville, NC 28078
(704)875-9092

ANALYTICAL RESULTS

Project: LEGION INDUSTRY
Pace Project No.: 92253199

Sample: TRIP **Lab ID: 92253199016** Collected: 06/03/15 00:00 Received: 06/05/15 15:37 Matrix: Water

Parameters	Results	Units	Report Limit	MDL	DF	Prepared	Analyzed	CAS No.	Qual
8260 MSV Low Level	Analytical Method: EPA 8260								
Tetrachloroethene	ND	ug/L	1.0	0.46	1		06/10/15 17:01	127-18-4	
Toluene	ND	ug/L	1.0	0.26	1		06/10/15 17:01	108-88-3	
1,2,3-Trichlorobenzene	ND	ug/L	1.0	0.33	1		06/10/15 17:01	87-61-6	
1,2,4-Trichlorobenzene	ND	ug/L	1.0	0.35	1		06/10/15 17:01	120-82-1	
1,1,1-Trichloroethane	ND	ug/L	1.0	0.48	1		06/10/15 17:01	71-55-6	
1,1,2-Trichloroethane	ND	ug/L	1.0	0.29	1		06/10/15 17:01	79-00-5	
Trichloroethene	ND	ug/L	1.0	0.47	1		06/10/15 17:01	79-01-6	
Trichlorofluoromethane	ND	ug/L	1.0	0.20	1		06/10/15 17:01	75-69-4	
1,2,3-Trichloropropane	ND	ug/L	1.0	0.41	1		06/10/15 17:01	96-18-4	
Vinyl acetate	ND	ug/L	2.0	0.35	1		06/10/15 17:01	108-05-4	
Vinyl chloride	ND	ug/L	1.0	0.62	1		06/10/15 17:01	75-01-4	
Xylene (Total)	ND	ug/L	2.0	0.66	1		06/10/15 17:01	1330-20-7	
m&p-Xylene	ND	ug/L	2.0	0.66	1		06/10/15 17:01	179601-23-1	
o-Xylene	ND	ug/L	1.0	0.23	1		06/10/15 17:01	95-47-6	
Surrogates									
4-Bromofluorobenzene (S)	102	%	70-130		1		06/10/15 17:01	460-00-4	
1,2-Dichloroethane-d4 (S)	104	%	70-130		1		06/10/15 17:01	17060-07-0	
Toluene-d8 (S)	104	%	70-130		1		06/10/15 17:01	2037-26-5	

This report shall not be reproduced, except in full,
without the written consent of Pace Analytical Services, Inc..

Pace Analytical Services, Inc.
9800 Kincey Ave. Suite 100
Huntersville, NC 28078
(704)875-9092

QUALITY CONTROL DATA

Project: LEGION INDUSTRY
Pace Project No.: 92253199

QC Batch: MSV/32067 Analysis Method: EPA 8260
QC Batch Method: EPA 8260 Analysis Description: 8260 MSV Low Level
Associated Lab Samples: 92253199001, 92253199002, 92253199003, 92253199007, 92253199008, 92253199009, 92253199012, 92253199015, 92253199016

METHOD BLANK: 1480865 Matrix: Water
Associated Lab Samples: 92253199001, 92253199002, 92253199003, 92253199007, 92253199008, 92253199009, 92253199012, 92253199015, 92253199016

Parameter	Units	Blank Result	Reporting Limit	Analyzed	Qualifiers
1,1,1,2-Tetrachloroethane	ug/L	ND	1.0	06/10/15 15:03	
1,1,1-Trichloroethane	ug/L	ND	1.0	06/10/15 15:03	
1,1,2,2-Tetrachloroethane	ug/L	ND	1.0	06/10/15 15:03	
1,1,2-Trichloroethane	ug/L	ND	1.0	06/10/15 15:03	
1,1-Dichloroethane	ug/L	ND	1.0	06/10/15 15:03	
1,1-Dichloroethene	ug/L	ND	1.0	06/10/15 15:03	
1,1-Dichloropropene	ug/L	ND	1.0	06/10/15 15:03	
1,2,3-Trichlorobenzene	ug/L	ND	1.0	06/10/15 15:03	
1,2,3-Trichloropropane	ug/L	ND	1.0	06/10/15 15:03	
1,2,4-Trichlorobenzene	ug/L	ND	1.0	06/10/15 15:03	
1,2-Dibromo-3-chloropropane	ug/L	ND	2.0	06/10/15 15:03	
1,2-Dibromoethane (EDB)	ug/L	ND	1.0	06/10/15 15:03	
1,2-Dichlorobenzene	ug/L	ND	1.0	06/10/15 15:03	
1,2-Dichloroethane	ug/L	ND	1.0	06/10/15 15:03	
1,2-Dichloropropane	ug/L	ND	1.0	06/10/15 15:03	
1,3-Dichlorobenzene	ug/L	ND	1.0	06/10/15 15:03	
1,3-Dichloropropane	ug/L	ND	1.0	06/10/15 15:03	
1,4-Dichlorobenzene	ug/L	ND	1.0	06/10/15 15:03	
2,2-Dichloropropane	ug/L	ND	1.0	06/10/15 15:03	
2-Butanone (MEK)	ug/L	ND	5.0	06/10/15 15:03	
2-Chlorotoluene	ug/L	ND	1.0	06/10/15 15:03	
2-Hexanone	ug/L	ND	5.0	06/10/15 15:03	
4-Chlorotoluene	ug/L	ND	1.0	06/10/15 15:03	
4-Methyl-2-pentanone (MIBK)	ug/L	ND	5.0	06/10/15 15:03	
Acetone	ug/L	ND	25.0	06/10/15 15:03	
Benzene	ug/L	ND	1.0	06/10/15 15:03	
Bromobenzene	ug/L	ND	1.0	06/10/15 15:03	
Bromochloromethane	ug/L	ND	1.0	06/10/15 15:03	
Bromodichloromethane	ug/L	ND	1.0	06/10/15 15:03	
Bromoform	ug/L	ND	1.0	06/10/15 15:03	
Bromomethane	ug/L	ND	2.0	06/10/15 15:03	
Carbon tetrachloride	ug/L	ND	1.0	06/10/15 15:03	
Chlorobenzene	ug/L	ND	1.0	06/10/15 15:03	
Chloroethane	ug/L	ND	1.0	06/10/15 15:03	
Chloroform	ug/L	ND	1.0	06/10/15 15:03	
Chloromethane	ug/L	ND	1.0	06/10/15 15:03	
cis-1,2-Dichloroethene	ug/L	ND	1.0	06/10/15 15:03	
cis-1,3-Dichloropropene	ug/L	ND	1.0	06/10/15 15:03	
Dibromochloromethane	ug/L	ND	1.0	06/10/15 15:03	
Dibromomethane	ug/L	ND	1.0	06/10/15 15:03	

Results presented on this page are in the units indicated by the "Units" column except where an alternate unit is presented to the right of the result.

This report shall not be reproduced, except in full,
without the written consent of Pace Analytical Services, Inc..

Pace Analytical Services, Inc.
9800 Kincey Ave. Suite 100
Huntersville, NC 28078
(704)875-9092

QUALITY CONTROL DATA

Project: LEGION INDUSTRY
Pace Project No.: 92253199

METHOD BLANK: 1480865 Matrix: Water

Associated Lab Samples: 92253199001, 92253199002, 92253199003, 92253199007, 92253199008, 92253199009, 92253199012, 92253199015, 92253199016

Parameter	Units	Blank Result	Reporting Limit	Analyzed	Qualifiers
Dichlorodifluoromethane	ug/L	ND	1.0	06/10/15 15:03	
Diisopropyl ether	ug/L	ND	1.0	06/10/15 15:03	
Ethylbenzene	ug/L	ND	1.0	06/10/15 15:03	
Hexachloro-1,3-butadiene	ug/L	ND	1.0	06/10/15 15:03	
m&p-Xylene	ug/L	ND	2.0	06/10/15 15:03	
Methyl-tert-butyl ether	ug/L	ND	1.0	06/10/15 15:03	
Methylene Chloride	ug/L	3.5	2.0	06/10/15 15:03	C9
Naphthalene	ug/L	ND	1.0	06/10/15 15:03	
o-Xylene	ug/L	ND	1.0	06/10/15 15:03	
p-Isopropyltoluene	ug/L	ND	1.0	06/10/15 15:03	
Styrene	ug/L	ND	1.0	06/10/15 15:03	
Tetrachloroethene	ug/L	ND	1.0	06/10/15 15:03	
Toluene	ug/L	ND	1.0	06/10/15 15:03	
trans-1,2-Dichloroethene	ug/L	ND	1.0	06/10/15 15:03	
trans-1,3-Dichloropropene	ug/L	ND	1.0	06/10/15 15:03	
Trichloroethene	ug/L	ND	1.0	06/10/15 15:03	
Trichlorofluoromethane	ug/L	ND	1.0	06/10/15 15:03	
Vinyl acetate	ug/L	ND	2.0	06/10/15 15:03	
Vinyl chloride	ug/L	ND	1.0	06/10/15 15:03	
Xylene (Total)	ug/L	ND	2.0	06/10/15 15:03	
1,2-Dichloroethane-d4 (S)	%	105	70-130	06/10/15 15:03	
4-Bromofluorobenzene (S)	%	99	70-130	06/10/15 15:03	
Toluene-d8 (S)	%	106	70-130	06/10/15 15:03	

LABORATORY CONTROL SAMPLE: 1480866

Parameter	Units	Spike Conc.	LCS Result	LCS % Rec	% Rec Limits	Qualifiers
1,1,1,2-Tetrachloroethane	ug/L	50	48.9	98	70-130	
1,1,1-Trichloroethane	ug/L	50	59.8	120	70-130	
1,1,2,2-Tetrachloroethane	ug/L	50	51.7	103	70-130	
1,1,2-Trichloroethane	ug/L	50	58.8	118	70-130	
1,1-Dichloroethane	ug/L	50	62.4	125	70-130	
1,1-Dichloroethene	ug/L	50	63.0	126	70-132	
1,1-Dichloropropene	ug/L	50	69.0	138	70-130	L0
1,2,3-Trichlorobenzene	ug/L	50	49.0	98	70-135	
1,2,3-Trichloropropane	ug/L	50	51.3	103	70-130	
1,2,4-Trichlorobenzene	ug/L	50	52.7	105	70-134	
1,2-Dibromo-3-chloropropane	ug/L	50	48.6	97	70-130	
1,2-Dibromoethane (EDB)	ug/L	50	52.7	105	70-130	
1,2-Dichlorobenzene	ug/L	50	55.3	111	70-130	
1,2-Dichloroethane	ug/L	50	63.0	126	70-130	
1,2-Dichloropropane	ug/L	50	57.6	115	70-130	
1,3-Dichlorobenzene	ug/L	50	52.7	105	70-130	

Results presented on this page are in the units indicated by the "Units" column except where an alternate unit is presented to the right of the result.

This report shall not be reproduced, except in full,
without the written consent of Pace Analytical Services, Inc..

Pace Analytical Services, Inc.
9800 Kincey Ave. Suite 100
Huntersville, NC 28078
(704)875-9092

QUALITY CONTROL DATA

Project: LEGION INDUSTRY
Pace Project No.: 92253199

LABORATORY CONTROL SAMPLE: 1480866

Parameter	Units	Spike Conc.	LCS Result	LCS % Rec	% Rec Limits	Qualifiers
1,3-Dichloropropane	ug/L	50	54.0	108	70-130	
1,4-Dichlorobenzene	ug/L	50	52.8	106	70-130	
2,2-Dichloropropane	ug/L	50	62.9	126	58-145	
2-Butanone (MEK)	ug/L	100	132	132	70-145	
2-Chlorotoluene	ug/L	50	53.0	106	70-130	
2-Hexanone	ug/L	100	113	113	70-144	
4-Chlorotoluene	ug/L	50	53.2	106	70-130	
4-Methyl-2-pentanone (MIBK)	ug/L	100	122	122	70-140	
Acetone	ug/L	100	136	136	50-175	
Benzene	ug/L	50	58.6	117	70-130	
Bromobenzene	ug/L	50	52.5	105	70-130	
Bromochloromethane	ug/L	50	64.4	129	70-130	
Bromodichloromethane	ug/L	50	49.7	99	70-130	
Bromoform	ug/L	50	34.2	68	70-130	L0
Bromomethane	ug/L	50	64.8	130	54-130	
Carbon tetrachloride	ug/L	50	52.2	104	70-132	
Chlorobenzene	ug/L	50	53.5	107	70-130	
Chloroethane	ug/L	50	59.6	119	64-134	
Chloroform	ug/L	50	57.9	116	70-130	
Chloromethane	ug/L	50	62.2	124	64-130	
cis-1,2-Dichloroethene	ug/L	50	64.0	128	70-131	
cis-1,3-Dichloropropene	ug/L	50	57.6	115	70-130	
Dibromochloromethane	ug/L	50	44.2	88	70-130	
Dibromomethane	ug/L	50	57.1	114	70-131	
Dichlorodifluoromethane	ug/L	50	68.2	136	56-130	L0
Diisopropyl ether	ug/L	50	66.8	134	70-130	L0
Ethylbenzene	ug/L	50	51.8	104	70-130	
Hexachloro-1,3-butadiene	ug/L	50	45.5	91	70-130	
m&p-Xylene	ug/L	100	104	104	70-130	
Methyl-tert-butyl ether	ug/L	50	58.7	117	70-130	
Methylene Chloride	ug/L	50	80.2	160	63-130	L0
Naphthalene	ug/L	50	51.7	103	70-138	
o-Xylene	ug/L	50	51.7	103	70-130	
p-Isopropyltoluene	ug/L	50	51.6	103	70-130	
Styrene	ug/L	50	56.0	112	70-130	
Tetrachloroethene	ug/L	50	52.1	104	70-130	
Toluene	ug/L	50	57.2	114	70-130	
trans-1,2-Dichloroethene	ug/L	50	64.1	128	70-130	
trans-1,3-Dichloropropene	ug/L	50	57.4	115	70-132	
Trichloroethene	ug/L	50	55.5	111	70-130	
Trichlorofluoromethane	ug/L	50	62.3	125	62-133	
Vinyl acetate	ug/L	100	139	139	66-157	
Vinyl chloride	ug/L	50	65.1	130	50-150	
Xylene (Total)	ug/L	150	156	104	70-130	
1,2-Dichloroethane-d4 (S)	%			104	70-130	
4-Bromofluorobenzene (S)	%			99	70-130	
Toluene-d8 (S)	%			104	70-130	

Results presented on this page are in the units indicated by the "Units" column except where an alternate unit is presented to the right of the result.

This report shall not be reproduced, except in full,
without the written consent of Pace Analytical Services, Inc..

Pace Analytical Services, Inc.
9800 Kincey Ave. Suite 100
Huntersville, NC 28078
(704)875-9092

QUALITY CONTROL DATA

Project: LEGION INDUSTRY
Pace Project No.: 92253199

MATRIX SPIKE SAMPLE: 1480867

Parameter	Units	92253199001 Result	Spike Conc.	MS Result	MS % Rec	% Rec Limits	Qualifiers
1,1,1,2-Tetrachloroethane	ug/L	ND	20	20.9	105	70-130	
1,1,1-Trichloroethane	ug/L	ND	20	20.5	102	70-130	
1,1,2,2-Tetrachloroethane	ug/L	ND	20	21.7	109	70-130	
1,1,2-Trichloroethane	ug/L	ND	20	20.7	104	70-130	
1,1-Dichloroethane	ug/L	ND	20	21.3	107	70-130	
1,1-Dichloroethene	ug/L	ND	20	21.7	108	70-166	
1,1-Dichloropropene	ug/L	ND	20	23.6	118	70-130	
1,2,3-Trichlorobenzene	ug/L	ND	20	23.2	116	70-130	
1,2,3-Trichloropropane	ug/L	ND	20	22.7	113	70-130	
1,2,4-Trichlorobenzene	ug/L	ND	20	24.5	123	70-130	
1,2-Dibromo-3-chloropropane	ug/L	ND	20	20.9	104	70-130	
1,2-Dibromoethane (EDB)	ug/L	ND	20	22.3	112	70-130	
1,2-Dichlorobenzene	ug/L	ND	20	25.1	125	70-130	
1,2-Dichloroethane	ug/L	ND	20	19.8	99	70-130	
1,2-Dichloropropane	ug/L	ND	20	21.7	108	70-130	
1,3-Dichlorobenzene	ug/L	ND	20	24.8	124	70-130	
1,3-Dichloropropane	ug/L	ND	20	23.3	116	70-130	
1,4-Dichlorobenzene	ug/L	ND	20	24.8	124	70-130	
2,2-Dichloropropane	ug/L	ND	20	21.2	106	70-130	
2-Butanone (MEK)	ug/L	ND	40	40.8	102	70-130	
2-Chlorotoluene	ug/L	ND	20	25.5	128	70-130	
2-Hexanone	ug/L	ND	40	46.0	115	70-130	
4-Chlorotoluene	ug/L	ND	20	25.4	127	70-130	
4-Methyl-2-pentanone (MIBK)	ug/L	ND	40	42.5	106	70-130	
Acetone	ug/L	ND	40	42.1	92	70-130	
Benzene	ug/L	ND	20	22.1	110	70-148	
Bromobenzene	ug/L	ND	20	24.3	122	70-130	
Bromochloromethane	ug/L	ND	20	20.5	103	70-130	
Bromodichloromethane	ug/L	ND	20	17.5	87	70-130	
Bromoform	ug/L	ND	20	16.1	80	70-130	
Bromomethane	ug/L	ND	20	25.1	126	70-130	
Carbon tetrachloride	ug/L	ND	20	21.0	105	70-130	
Chlorobenzene	ug/L	ND	20	24.0	120	70-146	
Chloroethane	ug/L	ND	20	22.1	111	70-130	
Chloroform	ug/L	ND	20	19.2	96	70-130	
Chloromethane	ug/L	ND	20	24.2	121	70-130	
cis-1,2-Dichloroethene	ug/L	0.29J	20	21.4	105	70-130	
cis-1,3-Dichloropropene	ug/L	ND	20	20.1	100	70-130	
Dibromochloromethane	ug/L	ND	20	17.1	85	70-130	
Dibromomethane	ug/L	ND	20	20.6	103	70-130	
Dichlorodifluoromethane	ug/L	ND	20	26.1	130	70-130	
Diisopropyl ether	ug/L	ND	20	20.7	103	70-130	
Ethylbenzene	ug/L	ND	20	23.8	119	70-130	
Hexachloro-1,3-butadiene	ug/L	ND	20	27.0	135	70-130	M1
m&p-Xylene	ug/L	ND	40	46.9	117	70-130	
Methyl-tert-butyl ether	ug/L	ND	20	19.1	96	70-130	
Methylene Chloride	ug/L	ND	20	21.7	109	70-130	

Results presented on this page are in the units indicated by the "Units" column except where an alternate unit is presented to the right of the result.

This report shall not be reproduced, except in full,
without the written consent of Pace Analytical Services, Inc..

Pace Analytical Services, Inc.
9800 Kincey Ave. Suite 100
Huntersville, NC 28078
(704)875-9092

QUALITY CONTROL DATA

Project: LEGION INDUSTRY
Pace Project No.: 92253199

MATRIX SPIKE SAMPLE: 1480867

Parameter	Units	92253199001 Result	Spike Conc.	MS Result	MS % Rec	% Rec Limits	Qualifiers
Naphthalene	ug/L	ND	20	22.6	113	70-130	
o-Xylene	ug/L	ND	20	22.7	114	70-130	
p-Isopropyltoluene	ug/L	ND	20	24.8	124	70-130	
Styrene	ug/L	ND	20	23.6	118	70-130	
Tetrachloroethene	ug/L	ND	20	25.3	127	70-130	
Toluene	ug/L	ND	20	21.3	107	70-155	
trans-1,2-Dichloroethene	ug/L	ND	20	21.4	107	70-130	
trans-1,3-Dichloropropene	ug/L	ND	20	20.4	102	70-130	
Trichloroethene	ug/L	1.0	20	21.9	104	69-151	
Trichlorofluoromethane	ug/L	ND	20	22.6	113	70-130	
Vinyl acetate	ug/L	ND	40	38.8	97	70-130	
Vinyl chloride	ug/L	ND	20	22.9	114	70-130	
1,2-Dichloroethane-d4 (S)	%				96	70-130	
4-Bromofluorobenzene (S)	%				100	70-130	
Toluene-d8 (S)	%				98	70-130	

SAMPLE DUPLICATE: 1480868

Parameter	Units	92253199002 Result	Dup Result	RPD	Max RPD	Qualifiers
1,1,1,2-Tetrachloroethane	ug/L	ND	ND		30	
1,1,1-Trichloroethane	ug/L	ND	ND		30	
1,1,2,2-Tetrachloroethane	ug/L	ND	ND		30	
1,1,2-Trichloroethane	ug/L	ND	ND		30	
1,1-Dichloroethane	ug/L	ND	ND		30	
1,1-Dichloroethene	ug/L	ND	ND		30	
1,1-Dichloropropene	ug/L	ND	ND		30	
1,2,3-Trichlorobenzene	ug/L	ND	ND		30	
1,2,3-Trichloropropane	ug/L	ND	ND		30	
1,2,4-Trichlorobenzene	ug/L	ND	ND		30	
1,2-Dibromo-3-chloropropane	ug/L	ND	ND		30	
1,2-Dibromoethane (EDB)	ug/L	ND	ND		30	
1,2-Dichlorobenzene	ug/L	ND	ND		30	
1,2-Dichloroethane	ug/L	ND	ND		30	
1,2-Dichloropropane	ug/L	ND	ND		30	
1,3-Dichlorobenzene	ug/L	ND	ND		30	
1,3-Dichloropropane	ug/L	ND	ND		30	
1,4-Dichlorobenzene	ug/L	ND	ND		30	
2,2-Dichloropropane	ug/L	ND	ND		30	
2-Butanone (MEK)	ug/L	ND	ND		30	
2-Chlorotoluene	ug/L	ND	ND		30	
2-Hexanone	ug/L	ND	ND		30	
4-Chlorotoluene	ug/L	ND	ND		30	
4-Methyl-2-pentanone (MIBK)	ug/L	ND	ND		30	
Acetone	ug/L	ND	ND		30	
Benzene	ug/L	ND	ND		30	

Results presented on this page are in the units indicated by the "Units" column except where an alternate unit is presented to the right of the result.

This report shall not be reproduced, except in full,
without the written consent of Pace Analytical Services, Inc..

Pace Analytical Services, Inc.
9800 Kincey Ave. Suite 100
Huntersville, NC 28078
(704)875-9092

QUALITY CONTROL DATA

Project: LEGION INDUSTRY
Pace Project No.: 92253199

SAMPLE DUPLICATE: 1480868

Parameter	Units	92253199002 Result	Dup Result	RPD	Max RPD	Qualifiers
Bromobenzene	ug/L	ND	ND		30	
Bromochloromethane	ug/L	ND	ND		30	
Bromodichloromethane	ug/L	ND	ND		30	
Bromoform	ug/L	ND	ND		30	
Bromomethane	ug/L	ND	ND		30	
Carbon tetrachloride	ug/L	ND	ND		30	
Chlorobenzene	ug/L	ND	ND		30	
Chloroethane	ug/L	ND	ND		30	
Chloroform	ug/L	ND	ND		30	
Chloromethane	ug/L	ND	0.25J		30	
cis-1,2-Dichloroethene	ug/L	ND	ND		30	
cis-1,3-Dichloropropene	ug/L	ND	ND		30	
Dibromochloromethane	ug/L	ND	ND		30	
Dibromomethane	ug/L	ND	ND		30	
Dichlorodifluoromethane	ug/L	ND	ND		30	
Diisopropyl ether	ug/L	ND	ND		30	
Ethylbenzene	ug/L	ND	ND		30	
Hexachloro-1,3-butadiene	ug/L	ND	ND		30	
m&p-Xylene	ug/L	ND	ND		30	
Methyl-tert-butyl ether	ug/L	ND	ND		30	
Methylene Chloride	ug/L	ND	ND		30	
Naphthalene	ug/L	ND	0.27J		30	
o-Xylene	ug/L	ND	ND		30	
p-Isopropyltoluene	ug/L	ND	ND		30	
Styrene	ug/L	ND	ND		30	
Tetrachloroethene	ug/L	ND	ND		30	
Toluene	ug/L	ND	ND		30	
trans-1,2-Dichloroethene	ug/L	ND	ND		30	
trans-1,3-Dichloropropene	ug/L	ND	ND		30	
Trichloroethene	ug/L	0.61J	0.69J		30	
Trichlorofluoromethane	ug/L	ND	ND		30	
Vinyl acetate	ug/L	ND	ND		30	
Vinyl chloride	ug/L	ND	ND		30	
Xylene (Total)	ug/L	ND	ND		30	
1,2-Dichloroethane-d4 (S)	%	107	98	9		
4-Bromofluorobenzene (S)	%	96	96	0		
Toluene-d8 (S)	%	101	98	3		

Results presented on this page are in the units indicated by the "Units" column except where an alternate unit is presented to the right of the result.

This report shall not be reproduced, except in full,
without the written consent of Pace Analytical Services, Inc..

Pace Analytical Services, Inc.
9800 Kincey Ave. Suite 100
Huntersville, NC 28078
(704)875-9092

QUALITY CONTROL DATA

Project: LEGION INDUSTRY
Pace Project No.: 92253199

QC Batch: MSV/32068 Analysis Method: EPA 8260
QC Batch Method: EPA 8260 Analysis Description: 8260 MSV Low Level
Associated Lab Samples: 92253199004, 92253199005, 92253199010, 92253199011, 92253199013, 92253199014

METHOD BLANK: 1480921 Matrix: Water
Associated Lab Samples: 92253199004, 92253199005, 92253199010, 92253199011, 92253199013, 92253199014

Parameter	Units	Blank Result	Reporting Limit	Analyzed	Qualifiers
1,1,1,2-Tetrachloroethane	ug/L	ND	1.0	06/10/15 15:20	
1,1,1-Trichloroethane	ug/L	ND	1.0	06/10/15 15:20	
1,1,2,2-Tetrachloroethane	ug/L	ND	1.0	06/10/15 15:20	
1,1,2-Trichloroethane	ug/L	ND	1.0	06/10/15 15:20	
1,1-Dichloroethane	ug/L	ND	1.0	06/10/15 15:20	
1,1-Dichloroethene	ug/L	ND	1.0	06/10/15 15:20	
1,1-Dichloropropene	ug/L	ND	1.0	06/10/15 15:20	
1,2,3-Trichlorobenzene	ug/L	ND	1.0	06/10/15 15:20	
1,2,3-Trichloropropane	ug/L	ND	1.0	06/10/15 15:20	
1,2,4-Trichlorobenzene	ug/L	ND	1.0	06/10/15 15:20	
1,2-Dibromo-3-chloropropane	ug/L	ND	2.0	06/10/15 15:20	
1,2-Dibromoethane (EDB)	ug/L	ND	1.0	06/10/15 15:20	
1,2-Dichlorobenzene	ug/L	ND	1.0	06/10/15 15:20	
1,2-Dichloroethane	ug/L	ND	1.0	06/10/15 15:20	
1,2-Dichloropropane	ug/L	ND	1.0	06/10/15 15:20	
1,3-Dichlorobenzene	ug/L	ND	1.0	06/10/15 15:20	
1,3-Dichloropropane	ug/L	ND	1.0	06/10/15 15:20	
1,4-Dichlorobenzene	ug/L	ND	1.0	06/10/15 15:20	
2,2-Dichloropropane	ug/L	ND	1.0	06/10/15 15:20	
2-Butanone (MEK)	ug/L	ND	5.0	06/10/15 15:20	
2-Chlorotoluene	ug/L	ND	1.0	06/10/15 15:20	
2-Hexanone	ug/L	ND	5.0	06/10/15 15:20	
4-Chlorotoluene	ug/L	ND	1.0	06/10/15 15:20	
4-Methyl-2-pentanone (MIBK)	ug/L	ND	5.0	06/10/15 15:20	
Acetone	ug/L	ND	25.0	06/10/15 15:20	
Benzene	ug/L	ND	1.0	06/10/15 15:20	
Bromobenzene	ug/L	ND	1.0	06/10/15 15:20	
Bromochloromethane	ug/L	ND	1.0	06/10/15 15:20	
Bromodichloromethane	ug/L	ND	1.0	06/10/15 15:20	
Bromoform	ug/L	ND	1.0	06/10/15 15:20	
Bromomethane	ug/L	ND	2.0	06/10/15 15:20	
Carbon tetrachloride	ug/L	ND	1.0	06/10/15 15:20	
Chlorobenzene	ug/L	ND	1.0	06/10/15 15:20	
Chloroethane	ug/L	ND	1.0	06/10/15 15:20	
Chloroform	ug/L	ND	1.0	06/10/15 15:20	
Chloromethane	ug/L	ND	1.0	06/10/15 15:20	
cis-1,2-Dichloroethene	ug/L	ND	1.0	06/10/15 15:20	
cis-1,3-Dichloropropene	ug/L	ND	1.0	06/10/15 15:20	
Dibromochloromethane	ug/L	ND	1.0	06/10/15 15:20	
Dibromomethane	ug/L	ND	1.0	06/10/15 15:20	
Dichlorodifluoromethane	ug/L	ND	1.0	06/10/15 15:20	

Results presented on this page are in the units indicated by the "Units" column except where an alternate unit is presented to the right of the result.

This report shall not be reproduced, except in full,
without the written consent of Pace Analytical Services, Inc..

Pace Analytical Services, Inc.
9800 Kincey Ave. Suite 100
Huntersville, NC 28078
(704)875-9092

QUALITY CONTROL DATA

Project: LEGION INDUSTRY
Pace Project No.: 92253199

METHOD BLANK: 1480921 Matrix: Water
Associated Lab Samples: 92253199004, 92253199005, 92253199010, 92253199011, 92253199013, 92253199014

Parameter	Units	Blank Result	Reporting Limit	Analyzed	Qualifiers
Diisopropyl ether	ug/L	ND	1.0	06/10/15 15:20	
Ethylbenzene	ug/L	ND	1.0	06/10/15 15:20	
Hexachloro-1,3-butadiene	ug/L	ND	1.0	06/10/15 15:20	
m&p-Xylene	ug/L	ND	2.0	06/10/15 15:20	
Methyl-tert-butyl ether	ug/L	ND	1.0	06/10/15 15:20	
Methylene Chloride	ug/L	3.7	2.0	06/10/15 15:20	C9
Naphthalene	ug/L	ND	1.0	06/10/15 15:20	
o-Xylene	ug/L	ND	1.0	06/10/15 15:20	
p-Isopropyltoluene	ug/L	ND	1.0	06/10/15 15:20	
Styrene	ug/L	ND	1.0	06/10/15 15:20	
Tetrachloroethene	ug/L	ND	1.0	06/10/15 15:20	
Toluene	ug/L	ND	1.0	06/10/15 15:20	
trans-1,2-Dichloroethene	ug/L	ND	1.0	06/10/15 15:20	
trans-1,3-Dichloropropene	ug/L	ND	1.0	06/10/15 15:20	
Trichloroethene	ug/L	ND	1.0	06/10/15 15:20	
Trichlorofluoromethane	ug/L	ND	1.0	06/10/15 15:20	
Vinyl acetate	ug/L	ND	2.0	06/10/15 15:20	
Vinyl chloride	ug/L	ND	1.0	06/10/15 15:20	
Xylene (Total)	ug/L	ND	2.0	06/10/15 15:20	
1,2-Dichloroethane-d4 (S)	%	109	70-130	06/10/15 15:20	
4-Bromofluorobenzene (S)	%	99	70-130	06/10/15 15:20	
Toluene-d8 (S)	%	105	70-130	06/10/15 15:20	

LABORATORY CONTROL SAMPLE: 1480922

Parameter	Units	Spike Conc.	LCS Result	LCS % Rec	% Rec Limits	Qualifiers
1,1,1,2-Tetrachloroethane	ug/L	50	49.5	99	70-130	
1,1,1-Trichloroethane	ug/L	50	55.1	110	70-130	
1,1,2,2-Tetrachloroethane	ug/L	50	52.0	104	70-130	
1,1,2-Trichloroethane	ug/L	50	55.7	111	70-130	
1,1-Dichloroethane	ug/L	50	59.6	119	70-130	
1,1-Dichloroethene	ug/L	50	58.2	116	70-132	
1,1-Dichloropropene	ug/L	50	63.2	126	70-130	
1,2,3-Trichlorobenzene	ug/L	50	49.3	99	70-135	
1,2,3-Trichloropropane	ug/L	50	52.2	104	70-130	
1,2,4-Trichlorobenzene	ug/L	50	51.3	103	70-134	
1,2-Dibromo-3-chloropropane	ug/L	50	49.1	98	70-130	
1,2-Dibromoethane (EDB)	ug/L	50	52.4	105	70-130	
1,2-Dichlorobenzene	ug/L	50	52.5	105	70-130	
1,2-Dichloroethane	ug/L	50	59.1	118	70-130	
1,2-Dichloropropane	ug/L	50	55.2	110	70-130	
1,3-Dichlorobenzene	ug/L	50	51.4	103	70-130	
1,3-Dichloropropane	ug/L	50	53.1	106	70-130	
1,4-Dichlorobenzene	ug/L	50	51.9	104	70-130	

Results presented on this page are in the units indicated by the "Units" column except where an alternate unit is presented to the right of the result.

This report shall not be reproduced, except in full,
without the written consent of Pace Analytical Services, Inc..

Pace Analytical Services, Inc.
9800 Kincey Ave. Suite 100
Huntersville, NC 28078
(704)875-9092

QUALITY CONTROL DATA

Project: LEGION INDUSTRY
Pace Project No.: 92253199

LABORATORY CONTROL SAMPLE: 1480922

Parameter	Units	Spike Conc.	LCS Result	LCS % Rec	% Rec Limits	Qualifiers
2,2-Dichloropropane	ug/L	50	58.0	116	58-145	
2-Butanone (MEK)	ug/L	100	125	125	70-145	
2-Chlorotoluene	ug/L	50	50.8	102	70-130	
2-Hexanone	ug/L	100	111	111	70-144	
4-Chlorotoluene	ug/L	50	51.5	103	70-130	
4-Methyl-2-pentanone (MIBK)	ug/L	100	118	118	70-140	
Acetone	ug/L	100	126	126	50-175	
Benzene	ug/L	50	56.6	113	70-130	
Bromobenzene	ug/L	50	50.1	100	70-130	
Bromochloromethane	ug/L	50	60.9	122	70-130	
Bromodichloromethane	ug/L	50	48.3	97	70-130	
Bromoform	ug/L	50	35.4	71	70-130	
Bromomethane	ug/L	50	71.3	143	54-130	L0
Carbon tetrachloride	ug/L	50	50.1	100	70-132	
Chlorobenzene	ug/L	50	52.7	105	70-130	
Chloroethane	ug/L	50	55.2	110	64-134	
Chloroform	ug/L	50	54.4	109	70-130	
Chloromethane	ug/L	50	61.7	123	64-130	
cis-1,2-Dichloroethene	ug/L	50	59.6	119	70-131	
cis-1,3-Dichloropropene	ug/L	50	55.3	111	70-130	
Dibromochloromethane	ug/L	50	44.1	88	70-130	
Dibromomethane	ug/L	50	56.4	113	70-131	
Dichlorodifluoromethane	ug/L	50	61.9	124	56-130	
Diisopropyl ether	ug/L	50	62.8	126	70-130	
Ethylbenzene	ug/L	50	50.4	101	70-130	
Hexachloro-1,3-butadiene	ug/L	50	42.1	84	70-130	
m&p-Xylene	ug/L	100	101	101	70-130	
Methyl-tert-butyl ether	ug/L	50	57.8	116	70-130	
Methylene Chloride	ug/L	50	70.7	141	63-130	L0
Naphthalene	ug/L	50	50.9	102	70-138	
o-Xylene	ug/L	50	50.5	101	70-130	
p-Isopropyltoluene	ug/L	50	50.7	101	70-130	
Styrene	ug/L	50	54.0	108	70-130	
Tetrachloroethene	ug/L	50	50.0	100	70-130	
Toluene	ug/L	50	53.4	107	70-130	
trans-1,2-Dichloroethene	ug/L	50	59.1	118	70-130	
trans-1,3-Dichloropropene	ug/L	50	57.1	114	70-132	
Trichloroethene	ug/L	50	53.5	107	70-130	
Trichlorofluoromethane	ug/L	50	58.5	117	62-133	
Vinyl acetate	ug/L	100	132	132	66-157	
Vinyl chloride	ug/L	50	60.9	122	50-150	
Xylene (Total)	ug/L	150	151	101	70-130	
1,2-Dichloroethane-d4 (S)	%			102	70-130	
4-Bromofluorobenzene (S)	%			102	70-130	
Toluene-d8 (S)	%			102	70-130	

Results presented on this page are in the units indicated by the "Units" column except where an alternate unit is presented to the right of the result.

This report shall not be reproduced, except in full,
without the written consent of Pace Analytical Services, Inc..

Pace Analytical Services, Inc.
9800 Kincey Ave. Suite 100
Huntersville, NC 28078
(704)875-9092

QUALITY CONTROL DATA

Project: LEGION INDUSTRY
Pace Project No.: 92253199

MATRIX SPIKE SAMPLE: 1480923

Parameter	Units	92253206008 Result	Spike Conc.	MS Result	MS % Rec	% Rec Limits	Qualifiers
1,1,1,2-Tetrachloroethane	ug/L	ND	20	21.8	109	70-130	
1,1,1-Trichloroethane	ug/L	ND	20	20.5	103	70-130	
1,1,2,2-Tetrachloroethane	ug/L	ND	20	22.4	112	70-130	
1,1,2-Trichloroethane	ug/L	ND	20	21.9	109	70-130	
1,1-Dichloroethane	ug/L	ND	20	21.4	107	70-130	
1,1-Dichloroethene	ug/L	ND	20	21.8	109	70-166	
1,1-Dichloropropene	ug/L	ND	20	25.0	125	70-130	
1,2,3-Trichlorobenzene	ug/L	ND	20	23.4	117	70-130	
1,2,3-Trichloropropane	ug/L	ND	20	23.5	118	70-130	
1,2,4-Trichlorobenzene	ug/L	ND	20	24.1	121	70-130	
1,2-Dibromo-3-chloropropane	ug/L	ND	20	20.1	100	70-130	
1,2-Dibromoethane (EDB)	ug/L	ND	20	23.1	116	70-130	
1,2-Dichlorobenzene	ug/L	ND	20	25.1	125	70-130	
1,2-Dichloroethane	ug/L	ND	20	20.0	100	70-130	
1,2-Dichloropropane	ug/L	ND	20	22.6	113	70-130	
1,3-Dichlorobenzene	ug/L	ND	20	25.7	129	70-130	
1,3-Dichloropropane	ug/L	ND	20	24.2	121	70-130	
1,4-Dichlorobenzene	ug/L	ND	20	24.8	124	70-130	
2,2-Dichloropropane	ug/L	ND	20	21.5	107	70-130	
2-Butanone (MEK)	ug/L	ND	40	39.4	99	70-130	
2-Chlorotoluene	ug/L	ND	20	26.0	130	70-130	
2-Hexanone	ug/L	ND	40	47.6	119	70-130	
4-Chlorotoluene	ug/L	ND	20	24.9	124	70-130	
4-Methyl-2-pentanone (MIBK)	ug/L	ND	40	43.6	109	70-130	
Acetone	ug/L	ND	40	41.2	95	70-130	
Benzene	ug/L	ND	20	23.2	116	70-148	
Bromobenzene	ug/L	ND	20	24.7	123	70-130	
Bromochloromethane	ug/L	ND	20	21.0	105	70-130	
Bromodichloromethane	ug/L	ND	20	18.4	92	70-130	
Bromoform	ug/L	ND	20	16.1	80	70-130	
Bromomethane	ug/L	ND	20	24.5	122	70-130	
Carbon tetrachloride	ug/L	ND	20	21.4	107	70-130	
Chlorobenzene	ug/L	ND	20	24.6	123	70-146	
Chloroethane	ug/L	ND	20	23.6	118	70-130	
Chloroform	ug/L	ND	20	19.2	96	70-130	
Chloromethane	ug/L	ND	20	22.8	114	70-130	
cis-1,2-Dichloroethene	ug/L	ND	20	22.2	111	70-130	
cis-1,3-Dichloropropene	ug/L	ND	20	20.4	102	70-130	
Dibromochloromethane	ug/L	ND	20	17.9	89	70-130	
Dibromomethane	ug/L	ND	20	21.5	107	70-130	
Dichlorodifluoromethane	ug/L	ND	20	26.4	132	70-130	M1
Diisopropyl ether	ug/L	ND	20	20.7	104	70-130	
Ethylbenzene	ug/L	ND	20	24.5	123	70-130	
Hexachloro-1,3-butadiene	ug/L	ND	20	29.7	149	70-130	M1
m&p-Xylene	ug/L	ND	40	48.6	121	70-130	
Methyl-tert-butyl ether	ug/L	ND	20	19.6	98	70-130	
Methylene Chloride	ug/L	ND	20	21.6	108	70-130	

Results presented on this page are in the units indicated by the "Units" column except where an alternate unit is presented to the right of the result.

This report shall not be reproduced, except in full,
without the written consent of Pace Analytical Services, Inc..

Pace Analytical Services, Inc.
9800 Kincey Ave. Suite 100
Huntersville, NC 28078
(704)875-9092

QUALITY CONTROL DATA

Project: LEGION INDUSTRY
Pace Project No.: 92253199

MATRIX SPIKE SAMPLE: 1480923

Parameter	Units	92253206008 Result	Spike Conc.	MS Result	MS % Rec	% Rec Limits	Qualifiers
Naphthalene	ug/L	ND	20	22.9	114	70-130	
o-Xylene	ug/L	ND	20	23.8	119	70-130	
p-Isopropyltoluene	ug/L	ND	20	25.3	127	70-130	
Styrene	ug/L	ND	20	25.0	125	70-130	
Tetrachloroethene	ug/L	ND	20	26.0	130	70-130	
Toluene	ug/L	ND	20	22.5	112	70-155	
trans-1,2-Dichloroethene	ug/L	ND	20	21.9	109	70-130	
trans-1,3-Dichloropropene	ug/L	ND	20	20.3	102	70-130	
Trichloroethene	ug/L	ND	20	21.6	108	69-151	
Trichlorofluoromethane	ug/L	ND	20	23.0	115	70-130	
Vinyl acetate	ug/L	ND	40	38.1	95	70-130	
Vinyl chloride	ug/L	ND	20	22.5	112	70-130	
1,2-Dichloroethane-d4 (S)	%				98	70-130	
4-Bromofluorobenzene (S)	%				102	70-130	
Toluene-d8 (S)	%				98	70-130	

SAMPLE DUPLICATE: 1480924

Parameter	Units	92253206009 Result	Dup Result	RPD	Max RPD	Qualifiers
1,1,1,2-Tetrachloroethane	ug/L	ND	ND		30	
1,1,1-Trichloroethane	ug/L	ND	ND		30	
1,1,2,2-Tetrachloroethane	ug/L	ND	ND		30	
1,1,2-Trichloroethane	ug/L	ND	ND		30	
1,1-Dichloroethane	ug/L	ND	ND		30	
1,1-Dichloroethene	ug/L	ND	ND		30	
1,1-Dichloropropene	ug/L	ND	ND		30	
1,2,3-Trichlorobenzene	ug/L	ND	ND		30	
1,2,3-Trichloropropane	ug/L	ND	ND		30	
1,2,4-Trichlorobenzene	ug/L	ND	ND		30	
1,2-Dibromo-3-chloropropane	ug/L	ND	ND		30	
1,2-Dibromoethane (EDB)	ug/L	ND	ND		30	
1,2-Dichlorobenzene	ug/L	ND	ND		30	
1,2-Dichloroethane	ug/L	ND	ND		30	
1,2-Dichloropropane	ug/L	ND	ND		30	
1,3-Dichlorobenzene	ug/L	ND	ND		30	
1,3-Dichloropropane	ug/L	ND	ND		30	
1,4-Dichlorobenzene	ug/L	ND	ND		30	
2,2-Dichloropropane	ug/L	ND	ND		30	
2-Butanone (MEK)	ug/L	ND	ND		30	
2-Chlorotoluene	ug/L	ND	ND		30	
2-Hexanone	ug/L	ND	ND		30	
4-Chlorotoluene	ug/L	ND	ND		30	
4-Methyl-2-pentanone (MIBK)	ug/L	ND	ND		30	
Acetone	ug/L	ND	ND		30	
Benzene	ug/L	ND	ND		30	

Results presented on this page are in the units indicated by the "Units" column except where an alternate unit is presented to the right of the result.

This report shall not be reproduced, except in full,
without the written consent of Pace Analytical Services, Inc..

Pace Analytical Services, Inc.
9800 Kincey Ave. Suite 100
Huntersville, NC 28078
(704)875-9092

QUALITY CONTROL DATA

Project: LEGION INDUSTRY
Pace Project No.: 92253199

SAMPLE DUPLICATE: 1480924

Parameter	Units	92253206009 Result	Dup Result	RPD	Max RPD	Qualifiers
Bromobenzene	ug/L	ND	ND		30	
Bromochloromethane	ug/L	ND	ND		30	
Bromodichloromethane	ug/L	ND	ND		30	
Bromoform	ug/L	ND	ND		30	
Bromomethane	ug/L	ND	ND		30	
Carbon tetrachloride	ug/L	ND	ND		30	
Chlorobenzene	ug/L	ND	ND		30	
Chloroethane	ug/L	ND	ND		30	
Chloroform	ug/L	ND	ND		30	
Chloromethane	ug/L	ND	ND		30	
cis-1,2-Dichloroethene	ug/L	ND	ND		30	
cis-1,3-Dichloropropene	ug/L	ND	ND		30	
Dibromochloromethane	ug/L	ND	ND		30	
Dibromomethane	ug/L	ND	ND		30	
Dichlorodifluoromethane	ug/L	ND	ND		30	
Diisopropyl ether	ug/L	ND	ND		30	
Ethylbenzene	ug/L	ND	ND		30	
Hexachloro-1,3-butadiene	ug/L	ND	ND		30	
m&p-Xylene	ug/L	ND	ND		30	
Methyl-tert-butyl ether	ug/L	ND	ND		30	
Methylene Chloride	ug/L	ND	ND		30	
Naphthalene	ug/L	ND	ND		30	
o-Xylene	ug/L	ND	ND		30	
p-Isopropyltoluene	ug/L	ND	ND		30	
Styrene	ug/L	ND	ND		30	
Tetrachloroethene	ug/L	ND	ND		30	
Toluene	ug/L	ND	ND		30	
trans-1,2-Dichloroethene	ug/L	ND	ND		30	
trans-1,3-Dichloropropene	ug/L	ND	ND		30	
Trichloroethene	ug/L	ND	ND		30	
Trichlorofluoromethane	ug/L	ND	ND		30	
Vinyl acetate	ug/L	ND	ND		30	
Vinyl chloride	ug/L	ND	ND		30	
Xylene (Total)	ug/L	ND	ND		30	
1,2-Dichloroethane-d4 (S)	%	106	101	5		
4-Bromofluorobenzene (S)	%	93	94	1		
Toluene-d8 (S)	%	100	98	1		

Results presented on this page are in the units indicated by the "Units" column except where an alternate unit is presented to the right of the result.

This report shall not be reproduced, except in full,
without the written consent of Pace Analytical Services, Inc..

Pace Analytical Services, Inc.
9800 Kincey Ave. Suite 100
Huntersville, NC 28078
(704)875-9092

QUALITY CONTROL DATA

Project: LEGION INDUSTRY
Pace Project No.: 92253199

QC Batch: MSV/32099
QC Batch Method: EPA 8260
Analysis Method: EPA 8260
Analysis Description: 8260 MSV Low Level
Associated Lab Samples: 92253199006

METHOD BLANK: 1482451
Matrix: Water
Associated Lab Samples: 92253199006

Parameter	Units	Blank Result	Reporting Limit	Analyzed	Qualifiers
1,1,1,2-Tetrachloroethane	ug/L	ND	1.0	06/11/15 16:16	
1,1,1-Trichloroethane	ug/L	ND	1.0	06/11/15 16:16	
1,1,2,2-Tetrachloroethane	ug/L	ND	1.0	06/11/15 16:16	
1,1,2-Trichloroethane	ug/L	ND	1.0	06/11/15 16:16	
1,1-Dichloroethane	ug/L	ND	1.0	06/11/15 16:16	
1,1-Dichloroethene	ug/L	ND	1.0	06/11/15 16:16	
1,1-Dichloropropene	ug/L	ND	1.0	06/11/15 16:16	
1,2,3-Trichlorobenzene	ug/L	ND	1.0	06/11/15 16:16	
1,2,3-Trichloropropane	ug/L	ND	1.0	06/11/15 16:16	
1,2,4-Trichlorobenzene	ug/L	ND	1.0	06/11/15 16:16	
1,2-Dibromo-3-chloropropane	ug/L	ND	2.0	06/11/15 16:16	
1,2-Dibromoethane (EDB)	ug/L	ND	1.0	06/11/15 16:16	
1,2-Dichlorobenzene	ug/L	ND	1.0	06/11/15 16:16	
1,2-Dichloroethane	ug/L	ND	1.0	06/11/15 16:16	
1,2-Dichloropropane	ug/L	ND	1.0	06/11/15 16:16	
1,3-Dichlorobenzene	ug/L	ND	1.0	06/11/15 16:16	
1,3-Dichloropropane	ug/L	ND	1.0	06/11/15 16:16	
1,4-Dichlorobenzene	ug/L	ND	1.0	06/11/15 16:16	
2,2-Dichloropropane	ug/L	ND	1.0	06/11/15 16:16	
2-Butanone (MEK)	ug/L	ND	5.0	06/11/15 16:16	
2-Chlorotoluene	ug/L	ND	1.0	06/11/15 16:16	
2-Hexanone	ug/L	ND	5.0	06/11/15 16:16	
4-Chlorotoluene	ug/L	ND	1.0	06/11/15 16:16	
4-Methyl-2-pentanone (MIBK)	ug/L	ND	5.0	06/11/15 16:16	
Acetone	ug/L	ND	25.0	06/11/15 16:16	
Benzene	ug/L	ND	1.0	06/11/15 16:16	
Bromobenzene	ug/L	ND	1.0	06/11/15 16:16	
Bromochloromethane	ug/L	ND	1.0	06/11/15 16:16	
Bromodichloromethane	ug/L	ND	1.0	06/11/15 16:16	
Bromoform	ug/L	ND	1.0	06/11/15 16:16	
Bromomethane	ug/L	ND	2.0	06/11/15 16:16	
Carbon tetrachloride	ug/L	ND	1.0	06/11/15 16:16	
Chlorobenzene	ug/L	ND	1.0	06/11/15 16:16	
Chloroethane	ug/L	ND	1.0	06/11/15 16:16	
Chloroform	ug/L	ND	1.0	06/11/15 16:16	
Chloromethane	ug/L	ND	1.0	06/11/15 16:16	
cis-1,2-Dichloroethene	ug/L	ND	1.0	06/11/15 16:16	
cis-1,3-Dichloropropene	ug/L	ND	1.0	06/11/15 16:16	
Dibromochloromethane	ug/L	ND	1.0	06/11/15 16:16	
Dibromomethane	ug/L	ND	1.0	06/11/15 16:16	
Dichlorodifluoromethane	ug/L	ND	1.0	06/11/15 16:16	

Results presented on this page are in the units indicated by the "Units" column except where an alternate unit is presented to the right of the result.

This report shall not be reproduced, except in full,
without the written consent of Pace Analytical Services, Inc..

Pace Analytical Services, Inc.
9800 Kincey Ave. Suite 100
Huntersville, NC 28078
(704)875-9092

QUALITY CONTROL DATA

Project: LEGION INDUSTRY
Pace Project No.: 92253199

METHOD BLANK: 1482451 Matrix: Water
Associated Lab Samples: 92253199006

Parameter	Units	Blank Result	Reporting Limit	Analyzed	Qualifiers
Diisopropyl ether	ug/L	ND	1.0	06/11/15 16:16	
Ethylbenzene	ug/L	ND	1.0	06/11/15 16:16	
Hexachloro-1,3-butadiene	ug/L	ND	1.0	06/11/15 16:16	
m&p-Xylene	ug/L	ND	2.0	06/11/15 16:16	
Methyl-tert-butyl ether	ug/L	ND	1.0	06/11/15 16:16	
Methylene Chloride	ug/L	ND	2.0	06/11/15 16:16	
Naphthalene	ug/L	ND	1.0	06/11/15 16:16	
o-Xylene	ug/L	ND	1.0	06/11/15 16:16	
p-Isopropyltoluene	ug/L	ND	1.0	06/11/15 16:16	
Styrene	ug/L	ND	1.0	06/11/15 16:16	
Tetrachloroethene	ug/L	ND	1.0	06/11/15 16:16	
Toluene	ug/L	ND	1.0	06/11/15 16:16	
trans-1,2-Dichloroethene	ug/L	ND	1.0	06/11/15 16:16	
trans-1,3-Dichloropropene	ug/L	ND	1.0	06/11/15 16:16	
Trichloroethene	ug/L	ND	1.0	06/11/15 16:16	
Trichlorofluoromethane	ug/L	ND	1.0	06/11/15 16:16	
Vinyl acetate	ug/L	ND	2.0	06/11/15 16:16	
Vinyl chloride	ug/L	ND	1.0	06/11/15 16:16	
Xylene (Total)	ug/L	ND	2.0	06/11/15 16:16	
1,2-Dichloroethane-d4 (S)	%	101	70-130	06/11/15 16:16	
4-Bromofluorobenzene (S)	%	99	70-130	06/11/15 16:16	
Toluene-d8 (S)	%	100	70-130	06/11/15 16:16	

LABORATORY CONTROL SAMPLE: 1482452

Parameter	Units	Spike Conc.	LCS Result	LCS % Rec	% Rec Limits	Qualifiers
1,1,1,2-Tetrachloroethane	ug/L	50	58.6	117	70-130	
1,1,1-Trichloroethane	ug/L	50	51.0	102	70-130	
1,1,2,2-Tetrachloroethane	ug/L	50	57.2	114	70-130	
1,1,2-Trichloroethane	ug/L	50	53.5	107	70-130	
1,1-Dichloroethane	ug/L	50	54.4	109	70-130	
1,1-Dichloroethene	ug/L	50	53.6	107	70-132	
1,1-Dichloropropene	ug/L	50	59.2	118	70-130	
1,2,3-Trichlorobenzene	ug/L	50	57.1	114	70-135	
1,2,3-Trichloropropane	ug/L	50	58.2	116	70-130	
1,2,4-Trichlorobenzene	ug/L	50	60.9	122	70-134	
1,2-Dibromo-3-chloropropane	ug/L	50	55.2	110	70-130	
1,2-Dibromoethane (EDB)	ug/L	50	59.6	119	70-130	
1,2-Dichlorobenzene	ug/L	50	64.6	129	70-130	
1,2-Dichloroethane	ug/L	50	52.5	105	70-130	
1,2-Dichloropropane	ug/L	50	54.8	110	70-130	
1,3-Dichlorobenzene	ug/L	50	61.3	123	70-130	
1,3-Dichloropropane	ug/L	50	62.2	124	70-130	
1,4-Dichlorobenzene	ug/L	50	62.2	124	70-130	

Results presented on this page are in the units indicated by the "Units" column except where an alternate unit is presented to the right of the result.

This report shall not be reproduced, except in full,
without the written consent of Pace Analytical Services, Inc..

Pace Analytical Services, Inc.
9800 Kincey Ave. Suite 100
Huntersville, NC 28078
(704)875-9092

QUALITY CONTROL DATA

Project: LEGION INDUSTRY
Pace Project No.: 92253199

LABORATORY CONTROL SAMPLE: 1482452

Parameter	Units	Spike Conc.	LCS Result	LCS % Rec	% Rec Limits	Qualifiers
2,2-Dichloropropane	ug/L	50	52.0	104	58-145	
2-Butanone (MEK)	ug/L	100	108	108	70-145	
2-Chlorotoluene	ug/L	50	62.1	124	70-130	
2-Hexanone	ug/L	100	125	125	70-144	
4-Chlorotoluene	ug/L	50	61.6	123	70-130	
4-Methyl-2-pentanone (MIBK)	ug/L	100	111	111	70-140	
Acetone	ug/L	100	109	109	50-175	
Benzene	ug/L	50	55.0	110	70-130	
Bromobenzene	ug/L	50	61.1	122	70-130	
Bromochloromethane	ug/L	50	54.1	108	70-130	
Bromodichloromethane	ug/L	50	46.9	94	70-130	
Bromoform	ug/L	50	39.8	80	70-130	
Bromomethane	ug/L	50	57.3	115	54-130	
Carbon tetrachloride	ug/L	50	50.4	101	70-132	
Chlorobenzene	ug/L	50	60.1	120	70-130	
Chloroethane	ug/L	50	50.3	101	64-134	
Chloroform	ug/L	50	49.3	99	70-130	
Chloromethane	ug/L	50	56.0	112	64-130	
cis-1,2-Dichloroethene	ug/L	50	54.6	109	70-131	
cis-1,3-Dichloropropene	ug/L	50	54.0	108	70-130	
Dibromochloromethane	ug/L	50	49.9	100	70-130	
Dibromomethane	ug/L	50	53.4	107	70-131	
Dichlorodifluoromethane	ug/L	50	60.9	122	56-130	
Diisopropyl ether	ug/L	50	55.3	111	70-130	
Ethylbenzene	ug/L	50	58.6	117	70-130	
Hexachloro-1,3-butadiene	ug/L	50	52.0	104	70-130	
m&p-Xylene	ug/L	100	119	119	70-130	
Methyl-tert-butyl ether	ug/L	50	50.6	101	70-130	
Methylene Chloride	ug/L	50	62.2	124	63-130	
Naphthalene	ug/L	50	59.7	119	70-138	
o-Xylene	ug/L	50	59.0	118	70-130	
p-Isopropyltoluene	ug/L	50	60.6	121	70-130	
Styrene	ug/L	50	63.7	127	70-130	
Tetrachloroethene	ug/L	50	60.1	120	70-130	
Toluene	ug/L	50	52.7	105	70-130	
trans-1,2-Dichloroethene	ug/L	50	52.4	105	70-130	
trans-1,3-Dichloropropene	ug/L	50	53.7	107	70-132	
Trichloroethene	ug/L	50	52.0	104	70-130	
Trichlorofluoromethane	ug/L	50	54.6	109	62-133	
Vinyl acetate	ug/L	100	115	115	66-157	
Vinyl chloride	ug/L	50	56.5	113	50-150	
Xylene (Total)	ug/L	150	178	119	70-130	
1,2-Dichloroethane-d4 (S)	%			99	70-130	
4-Bromofluorobenzene (S)	%			98	70-130	
Toluene-d8 (S)	%			99	70-130	

Results presented on this page are in the units indicated by the "Units" column except where an alternate unit is presented to the right of the result.

This report shall not be reproduced, except in full,
without the written consent of Pace Analytical Services, Inc..

Pace Analytical Services, Inc.
9800 Kincey Ave. Suite 100
Huntersville, NC 28078
(704)875-9092

QUALITY CONTROL DATA

Project: LEGION INDUSTRY
Pace Project No.: 92253199

MATRIX SPIKE & MATRIX SPIKE DUPLICATE: 1482453 1482454

Parameter	Units	92253193007 Result	MS Spike Conc.	MSD Spike Conc.	MS Result	MSD Result	MS % Rec	MSD % Rec	% Rec Limits	RPD	Max RPD	Qual
1,1,1,2-Tetrachloroethane	ug/L	ND	20	20	21.0	20.5	105	103	70-130	2	30	
1,1,1-Trichloroethane	ug/L	ND	20	20	20.5	21.2	102	106	70-130	4	30	
1,1,2,2-Tetrachloroethane	ug/L	ND	20	20	22.0	21.6	110	108	70-130	2	30	
1,1,2-Trichloroethane	ug/L	ND	20	20	20.6	20.6	103	103	70-130	0	30	
1,1-Dichloroethane	ug/L	ND	20	20	21.4	21.5	107	107	70-130	0	30	
1,1-Dichloroethene	ug/L	ND	20	20	21.9	22.5	110	113	70-166	3	30	
1,1-Dichloropropene	ug/L	ND	20	20	24.0	24.0	120	120	70-130	0	30	
1,2,3-Trichlorobenzene	ug/L	ND	20	20	23.0	21.0	115	105	70-130	9	30	
1,2,3-Trichloropropane	ug/L	ND	20	20	23.1	21.7	115	108	70-130	6	30	
1,2,4-Trichlorobenzene	ug/L	ND	20	20	23.5	22.0	117	110	70-130	6	30	
1,2-Dibromo-3-chloropropane	ug/L	ND	20	20	20.9	21.0	104	105	70-130	0	30	
1,2-Dibromoethane (EDB)	ug/L	ND	20	20	22.6	22.4	113	112	70-130	1	30	
1,2-Dichlorobenzene	ug/L	ND	20	20	24.9	24.2	124	121	70-130	3	30	
1,2-Dichloroethane	ug/L	ND	20	20	20.0	20.5	100	102	70-130	3	30	
1,2-Dichloropropane	ug/L	ND	20	20	22.0	22.7	110	114	70-130	3	30	
1,3-Dichlorobenzene	ug/L	ND	20	20	24.6	23.6	123	118	70-130	4	30	
1,3-Dichloropropane	ug/L	ND	20	20	23.5	23.2	117	116	70-130	1	30	
1,4-Dichlorobenzene	ug/L	ND	20	20	24.6	24.2	123	121	70-130	2	30	
2,2-Dichloropropane	ug/L	ND	20	20	20.6	21.1	103	106	70-130	3	30	
2-Butanone (MEK)	ug/L	ND	40	40	40.6	39.4	102	98	70-130	3	30	
2-Chlorotoluene	ug/L	ND	20	20	25.4	24.7	127	123	70-130	3	30	
2-Hexanone	ug/L	ND	40	40	47.1	45.2	118	113	70-130	4	30	
4-Chlorotoluene	ug/L	ND	20	20	25.1	24.7	125	123	70-130	2	30	
4-Methyl-2-pentanone (MIBK)	ug/L	ND	40	40	43.2	42.9	108	107	70-130	1	30	
Acetone	ug/L	ND	40	40	41.1	42.0	99	101	70-130	2	30	
Benzene	ug/L	ND	20	20	22.4	22.7	112	113	70-148	1	30	
Bromobenzene	ug/L	ND	20	20	25.0	24.6	125	123	70-130	2	30	
Bromochloromethane	ug/L	ND	20	20	21.3	21.7	107	108	70-130	1	30	
Bromodichloromethane	ug/L	ND	20	20	18.4	19.1	92	95	70-130	3	30	
Bromoform	ug/L	ND	20	20	16.8	16.7	84	84	70-130	0	30	
Bromomethane	ug/L	ND	20	20	26.2	26.5	131	133	70-130	1	30	M1
Carbon tetrachloride	ug/L	ND	20	20	21.0	21.4	105	107	70-130	2	30	
Chlorobenzene	ug/L	ND	20	20	24.1	23.8	121	119	70-146	1	30	
Chloroethane	ug/L	ND	20	20	21.7	22.5	108	112	70-130	4	30	
Chloroform	ug/L	ND	20	20	19.8	20.1	98	100	70-130	1	30	
Chloromethane	ug/L	ND	20	20	26.1	24.8	130	124	70-130	5	30	
cis-1,2-Dichloroethene	ug/L	ND	20	20	21.9	22.1	109	110	70-130	1	30	
cis-1,3-Dichloropropene	ug/L	ND	20	20	19.9	20.0	99	100	70-130	1	30	
Dibromochloromethane	ug/L	ND	20	20	19.0	18.5	95	92	70-130	3	30	
Dibromomethane	ug/L	ND	20	20	20.6	21.6	103	108	70-130	4	30	
Dichlorodifluoromethane	ug/L	ND	20	20	23.9	23.6	119	118	70-130	1	30	
Diisopropyl ether	ug/L	ND	20	20	21.8	21.8	109	109	70-130	0	30	
Ethylbenzene	ug/L	ND	20	20	23.7	23.4	118	117	70-130	1	30	
Hexachloro-1,3-butadiene	ug/L	ND	20	20	27.8	27.1	139	136	70-130	3	30	M1

Results presented on this page are in the units indicated by the "Units" column except where an alternate unit is presented to the right of the result.

This report shall not be reproduced, except in full,
without the written consent of Pace Analytical Services, Inc..

Pace Analytical Services, Inc.
9800 Kincey Ave. Suite 100
Huntersville, NC 28078
(704)875-9092

QUALITY CONTROL DATA

Project: LEGION INDUSTRY
Pace Project No.: 92253199

MATRIX SPIKE & MATRIX SPIKE DUPLICATE: 1482453 1482454

Parameter	Units	92253193007 Result	MS Spike Conc.	MSD Spike Conc.	MS Result	MSD Result	MS % Rec	MSD % Rec	% Rec Limits	RPD	Max RPD	Qual
m&p-Xylene	ug/L	ND	40	40	47.1	46.0	118	115	70-130	2	30	
Methyl-tert-butyl ether	ug/L	ND	20	20	19.5	19.3	98	96	70-130	1	30	
Methylene Chloride	ug/L	ND	20	20	24.5	24.0	123	120	70-130	2	30	
Naphthalene	ug/L	ND	20	20	22.7	22.0	113	110	70-130	3	30	
o-Xylene	ug/L	ND	20	20	22.6	22.4	113	112	70-130	1	30	
p-Isopropyltoluene	ug/L	ND	20	20	25.1	24.3	125	122	70-130	3	30	
Styrene	ug/L	ND	20	20	23.9	23.8	119	119	70-130	0	30	
Tetrachloroethene	ug/L	3.1	20	20	27.8	27.1	124	120	70-130	3	30	
Toluene	ug/L	ND	20	20	21.4	21.7	107	109	70-155	1	30	
trans-1,2-Dichloroethene	ug/L	ND	20	20	21.8	22.6	109	113	70-130	4	30	
trans-1,3-Dichloropropene	ug/L	ND	20	20	20.4	20.2	102	101	70-130	1	30	
Trichloroethene	ug/L	ND	20	20	21.3	21.7	106	108	69-151	2	30	
Trichlorofluoromethane	ug/L	ND	20	20	22.9	22.9	114	114	70-130	0	30	
Vinyl acetate	ug/L	ND	40	40	40.2	39.3	101	98	70-130	2	30	
Vinyl chloride	ug/L	ND	20	20	23.3	22.5	116	113	70-130	3	30	
1,2-Dichloroethane-d4 (S)	%						95	99	70-130			
4-Bromofluorobenzene (S)	%						99	97	70-130			
Toluene-d8 (S)	%						98	100	70-130			

Results presented on this page are in the units indicated by the "Units" column except where an alternate unit is presented to the right of the result.

This report shall not be reproduced, except in full,
without the written consent of Pace Analytical Services, Inc..

Pace Analytical Services, Inc.
9800 Kincey Ave. Suite 100
Huntersville, NC 28078
(704)875-9092

QUALITY CONTROL DATA

Project: LEGION INDUSTRY
Pace Project No.: 92253199

QC Batch: OEXT/35670 Analysis Method: EPA 8081
QC Batch Method: EPA 3510 Analysis Description: 8081A GCS Pesticides
Associated Lab Samples: 92253199001, 92253199002, 92253199003, 92253199004, 92253199005, 92253199006, 92253199007, 92253199008, 92253199009, 92253199010, 92253199011, 92253199012, 92253199013, 92253199014, 92253199015

METHOD BLANK: 1481159 Matrix: Water
Associated Lab Samples: 92253199001, 92253199002, 92253199003, 92253199004, 92253199005, 92253199006, 92253199007, 92253199008, 92253199009, 92253199010, 92253199011, 92253199012, 92253199013, 92253199014, 92253199015

Parameter	Units	Blank Result	Reporting Limit	Analyzed	Qualifiers
4,4'-DDD	ug/L	ND	0.050	06/12/15 18:13	
4,4'-DDE	ug/L	ND	0.050	06/12/15 18:13	
4,4'-DDT	ug/L	ND	0.050	06/12/15 18:13	
Aldrin	ug/L	ND	0.050	06/12/15 18:13	
alpha-BHC	ug/L	ND	0.050	06/12/15 18:13	
beta-BHC	ug/L	ND	0.050	06/12/15 18:13	
Chlordane (Technical)	ug/L	ND	0.20	06/12/15 18:13	
delta-BHC	ug/L	ND	0.050	06/12/15 18:13	
Dieldrin	ug/L	ND	0.050	06/12/15 18:13	
Endosulfan I	ug/L	ND	0.050	06/12/15 18:13	
Endosulfan II	ug/L	ND	0.050	06/12/15 18:13	
Endosulfan sulfate	ug/L	ND	0.050	06/12/15 18:13	
Endrin	ug/L	ND	0.050	06/12/15 18:13	
Endrin aldehyde	ug/L	ND	0.050	06/12/15 18:13	
Endrin ketone	ug/L	ND	0.050	06/12/15 18:13	
gamma-BHC (Lindane)	ug/L	ND	0.050	06/12/15 18:13	
Heptachlor	ug/L	ND	0.050	06/12/15 18:13	
Heptachlor epoxide	ug/L	ND	0.050	06/12/15 18:13	
Hexachlorobenzene	ug/L	ND	0.050	06/12/15 18:13	
Methoxychlor	ug/L	ND	0.15	06/12/15 18:13	
Mirex	ug/L	ND	0.15	06/12/15 18:13	
Toxaphene	ug/L	ND	0.20	06/12/15 18:13	
Decachlorobiphenyl (S)	%	92	20-130	06/12/15 18:13	
Tetrachloro-m-xylene (S)	%	90	20-130	06/12/15 18:13	

LABORATORY CONTROL SAMPLE: 1481160

Parameter	Units	Spike Conc.	LCS Result	LCS % Rec	% Rec Limits	Qualifiers
4,4'-DDD	ug/L	.25	0.23	94	20-150	
4,4'-DDE	ug/L	.25	0.23	92	20-150	
4,4'-DDT	ug/L	.25	0.23	95	20-150	
Aldrin	ug/L	.25	0.22	90	20-150	
alpha-BHC	ug/L	.25	0.24	95	20-150	
beta-BHC	ug/L	.25	0.24	96	20-150	
delta-BHC	ug/L	.25	0.24	98	20-150	
Dieldrin	ug/L	.25	0.24	95	20-150	

Results presented on this page are in the units indicated by the "Units" column except where an alternate unit is presented to the right of the result.

This report shall not be reproduced, except in full,
without the written consent of Pace Analytical Services, Inc..

Pace Analytical Services, Inc.
9800 Kincey Ave. Suite 100
Huntersville, NC 28078
(704)875-9092

QUALITY CONTROL DATA

Project: LEGION INDUSTRY
Pace Project No.: 92253199

LABORATORY CONTROL SAMPLE: 1481160

Parameter	Units	Spike Conc.	LCS Result	LCS % Rec	% Rec Limits	Qualifiers
Endosulfan I	ug/L	.25	0.23	94	20-150	
Endosulfan II	ug/L	.25	0.24	96	20-150	
Endosulfan sulfate	ug/L	.25	0.23	91	20-150	
Endrin	ug/L	.25	0.23	92	20-150	
Endrin aldehyde	ug/L	.25	0.17	71	20-150	
Endrin ketone	ug/L	.25	0.22	90	20-150	
gamma-BHC (Lindane)	ug/L	.25	0.24	95	20-150	
Heptachlor	ug/L	.25	0.23	93	20-150	
Heptachlor epoxide	ug/L	.25	0.23	94	20-150	
Hexachlorobenzene	ug/L	.25	0.21	86	20-150	
Methoxychlor	ug/L	.74	0.69	93	20-150	
Mirex	ug/L	.74	0.67	90	20-150	
Decachlorobiphenyl (S)	%			93	20-130	
Tetrachloro-m-xylene (S)	%			102	20-130	

MATRIX SPIKE & MATRIX SPIKE DUPLICATE: 1481161 1481162

Parameter	Units	92253199010 Result	MS Spike Conc.	MSD Spike Conc.	MS Result	MSD Result	MS % Rec	MSD % Rec	% Rec Limits	RPD	Max RPD	Qual
4,4'-DDD	ug/L	1.5	.5	.5	2.2	2.0	147	115	20-150	7	30	M3
4,4'-DDE	ug/L	ND	.5	.5	1.4	1.3	274	259	20-150	6	30	M1
4,4'-DDT	ug/L	ND	.5	.5	1.2	1.1	236	216	20-150	9	30	M1
Aldrin	ug/L	ND	.5	.5	0.70	0.63	141	128	20-150	10	30	
alpha-BHC	ug/L	ND	.5	.5	0.94	0.90	189	183	20-150	3	30	M1
beta-BHC	ug/L	1.4	.5	.5	2.0	1.8	111	86	20-150	6	30	M3
delta-BHC	ug/L	1.0	.5	.5	1.2	1.2	42	40	20-150	1	30	
Dieldrin	ug/L	7.9	.5	.5	9.0	8.5	215	113	20-150	6	30	M3
Endosulfan I	ug/L	ND	.5	.5	0.58	0.55	116	111	20-150	4	30	
Endosulfan II	ug/L	2.8	.5	.5	3.2	3.0	92	51	20-150	7	30	M3
Endosulfan sulfate	ug/L	ND	.5	.5	0.54	0.52	109	105	20-150	4	30	
Endrin	ug/L	5.8	.5	.5	7.2	6.8	276	204	20-150	5	30	M3
Endrin aldehyde	ug/L	ND	.5	.5	2.1	1.9	430	392	20-150	9	30	M3
Endrin ketone	ug/L	6.2	.5	.5	7.3	6.7	227	113	20-150	8	30	M3
gamma-BHC (Lindane)	ug/L	ND	.5	.5	1.1	1.0	220	208	20-150	6	30	M1
Heptachlor	ug/L	ND	.5	.5	0.62	0.63	125	128	20-150	3	30	
Heptachlor epoxide	ug/L	ND	.5	.5	1.8	1.8	373	358	20-150	4	30	M3
Hexachlorobenzene	ug/L	ND	.5	.5	0.38	0.39	76	79	20-150	4	30	
Methoxychlor	ug/L	ND	1.5	1.5	1.8	1.7	122	114	20-150	7	30	
Mirex	ug/L	ND	1.5	1.5	1.6	1.4	108	97	20-150	11	30	
Decachlorobiphenyl (S)	%						98	93	20-130			
Tetrachloro-m-xylene (S)	%						94	85	20-130			

Results presented on this page are in the units indicated by the "Units" column except where an alternate unit is presented to the right of the result.

This report shall not be reproduced, except in full,
without the written consent of Pace Analytical Services, Inc..

Pace Analytical Services, Inc.
9800 Kincey Ave. Suite 100
Huntersville, NC 28078
(704)875-9092

QUALIFIERS

Project: LEGION INDUSTRY
Pace Project No.: 92253199

DEFINITIONS

DF - Dilution Factor, if reported, represents the factor applied to the reported data due to dilution of the sample aliquot.

ND - Not Detected at or above adjusted reporting limit.

J - Estimated concentration above the adjusted method detection limit and below the adjusted reporting limit.

MDL - Adjusted Method Detection Limit.

PQL - Practical Quantitation Limit.

RL - Reporting Limit.

S - Surrogate

1,2-Diphenylhydrazine decomposes to and cannot be separated from Azobenzene using Method 8270. The result for each analyte is a combined concentration.

Consistent with EPA guidelines, unrounded data are displayed and have been used to calculate % recovery and RPD values.

LCS(D) - Laboratory Control Sample (Duplicate)

MS(D) - Matrix Spike (Duplicate)

DUP - Sample Duplicate

RPD - Relative Percent Difference

NC - Not Calculable.

SG - Silica Gel - Clean-Up

U - Indicates the compound was analyzed for, but not detected.

Acid preservation may not be appropriate for 2 Chloroethylvinyl ether, Styrene, and Vinyl chloride.

A separate vial preserved to a pH of 4-5 is recommended in SW846 Chapter 4 for the analysis of Acrolein and Acrylonitrile by EPA Method 8260.

N-Nitrosodiphenylamine decomposes and cannot be separated from Diphenylamine using Method 8270. The result reported for each analyte is a combined concentration.

Pace Analytical is TNI accredited. Contact your Pace PM for the current list of accredited analytes.

TNI - The NELAC Institute.

LABORATORIES

PASI-C	Pace Analytical Services - Charlotte

ANALYTE QUALIFIERS

C9	Common Laboratory Contaminant.
L0	Analyte recovery in the laboratory control sample (LCS) was outside QC limits.
L2	Analyte recovery in the laboratory control sample (LCS) was below QC limits. Results for this analyte in associated samples may be biased low.
L3	Analyte recovery in the laboratory control sample (LCS) exceeded QC limits. Analyte presence below reporting limits in associated samples. Results unaffected by high bias.
M1	Matrix spike recovery exceeded QC limits. Batch accepted based on laboratory control sample (LCS) recovery.
M3	Matrix spike recovery was outside laboratory control limits due to matrix interferences.
S4	Surrogate recovery not evaluated against control limits due to sample dilution.

This report shall not be reproduced, except in full,
without the written consent of Pace Analytical Services, Inc..

Pace Analytical Services, Inc.
9800 Kincey Ave. Suite 100
Huntersville, NC 28078
(704)875-9092

QUALITY CONTROL DATA CROSS REFERENCE TABLE

Project: LEGION INDUSTRY
Pace Project No.: 92253199

Lab ID	Sample ID	QC Batch Method	QC Batch	Analytical Method	Analytical Batch
92253199001	**MW6**	EPA 3510	OEXT/35670	EPA 8081	GCSV/21636
92253199002	**MW5**	EPA 3510	OEXT/35670	EPA 8081	GCSV/21636
92253199003	**MW11**	EPA 3510	OEXT/35670	EPA 8081	GCSV/21636
92253199004	**MW1**	EPA 3510	OEXT/35670	EPA 8081	GCSV/21636
92253199005	**DUP #1**	EPA 3510	OEXT/35670	EPA 8081	GCSV/21636
92253199006	**MW15**	EPA 3510	OEXT/35670	EPA 8081	GCSV/21636
92253199007	**MW10**	EPA 3510	OEXT/35670	EPA 8081	GCSV/21636
92253199008	**MW7**	EPA 3510	OEXT/35670	EPA 8081	GCSV/21636
92253199009	**MW14**	EPA 3510	OEXT/35670	EPA 8081	GCSV/21636
92253199010	**MW19**	EPA 3510	OEXT/35670	EPA 8081	GCSV/21636
92253199011	**DUP #2**	EPA 3510	OEXT/35670	EPA 8081	GCSV/21636
92253199012	**MW4**	EPA 3510	OEXT/35670	EPA 8081	GCSV/21636
92253199013	**MW13**	EPA 3510	OEXT/35670	EPA 8081	GCSV/21636
92253199014	**MW18**	EPA 3510	OEXT/35670	EPA 8081	GCSV/21636
92253199015	**MW12**	EPA 3510	OEXT/35670	EPA 8081	GCSV/21636
92253199001	**MW6**	EPA 8260	MSV/32067		
92253199002	**MW5**	EPA 8260	MSV/32067		
92253199003	**MW11**	EPA 8260	MSV/32067		
92253199004	**MW1**	EPA 8260	MSV/32068		
92253199005	**DUP #1**	EPA 8260	MSV/32068		
92253199006	**MW15**	EPA 8260	MSV/32099		
92253199007	**MW10**	EPA 8260	MSV/32067		
92253199008	**MW7**	EPA 8260	MSV/32067		
92253199009	**MW14**	EPA 8260	MSV/32067		
92253199010	**MW19**	EPA 8260	MSV/32068		
92253199011	**DUP #2**	EPA 8260	MSV/32068		
92253199012	**MW4**	EPA 8260	MSV/32067		
92253199013	**MW13**	EPA 8260	MSV/32068		
92253199014	**MW18**	EPA 8260	MSV/32068		
92253199015	**MW12**	EPA 8260	MSV/32067		
92253199016	**TRIP**	EPA 8260	MSV/32067		

This report shall not be reproduced, except in full,
without the written consent of Pace Analytical Services, Inc..

Pace Analytical® www.pacelabs.com	Document Name: **Sample Condition Upon Receipt (SCUR)**	Document Revised: May 15, 2015 Page 1 of 2*
	Document No.: F-ASV-CS-003-rev.14	Issuing Authorities: Pace Asheville Quality Office

Client Name: AMEC Fw

* Page 2 of 2 is for Internal Use Only

Courier (Circle): Fed Ex UPS USPS Client Commercial Pace Other_____

Custody Seal on Cooler/Box Present: ☐ yes ☑ no Seals intact: ☐ yes ☑ no

Packing Material: ☑ Bubble Wrap ☑ Bubble Bags ☐ None ☐ Other_____

Thermometer Used: ~~IR Gun#3 -130265963~~ Type of Ice: Wet Blue None ☑ Samples on Ice, cooling process has begun

R Gun #4 SN:140290365 Other:

Temp Correction Factor: Add/Subtract 0 C

Corrected Cooler Temp.: 4.5 C Biological Tissue is Frozen: Yes No N/A

Temp should be above freezing to 6°C

Date and Initials of person examining contents: 6/5/15

				Comments:
Chain of Custody Present:	☑Yes	☐No	☐N/A	1.
Chain of Custody Filled Out:	☑Yes	☐No	☐N/A	2.
Chain of Custody Relinquished:	☑Yes	☐No	☐N/A	3.
Sampler Name & Signature on COC:	☑Yes	☐No	☐N/A	4.
Samples Arrived within Hold Time:	☑Yes	☐No	☐N/A	5.
Short Hold Time Analysis (<72hr):	☐Yes	☑No	☐N/A	6.
Rush Turn Around Time Requested:	☑Yes	☐No	☐N/A	7. 6/12/15
Sufficient Volume:	☑Yes	☐No	☐N/A	8.
Correct Containers Used:	☑Yes	☐No	☐N/A	9.
-Pace Containers Used:	☑Yes	☐No	☐N/A	
Containers Intact:	☑Yes	☐No	☐N/A	10.
Filtered volume received for Dissolved tests	☐Yes	☐No	☑N/A	11.
Sample Labels match COC:	☑Yes	☐No	☐N/A	12.
-Includes date/time/ID/Analysis Matrix: WT				
All containers needing preservation have been checked.	☑Yes	☐No	☐N/A	13.
All containers needing preservation are found to be in compliance with EPA recommendation.	☐Yes	☐No	☐N/A	
Exceptions: VOA, coliform, TOC, O&G, WI-DRO (water)	☑Yes	☐No		
Samples checked for dechlorination:	☐Yes	☐No	☑N/A	14.
Headspace in VOA Vials (>6mm):	☑Yes	☐No	☐N/A	15.
Trip Blank Present:	☑Yes	☐No	☐N/A	16.
Trip Blank Custody Seals Present	☑Yes	☐No	☐N/A	
Pace Trip Blank Lot # (if purchased):				

Field Data Required? Y / N

Client Notification/ Resolution:

Person Contacted: _____ Date/Time: _____

Comments/ Resolution: _____

CURF Review:	CO/NMG	Date:	6-5-15/6-5-15
SRF Review:	NMG	Date:	6/7/15

Note: Whenever there is a discrepancy affecting North Carolina compliance samples, a copy of this form will be sent to the North Carolina DEHNR Certification Office (i.e out of hold, incorrect preservative, out of temp, incorrect containers)

Place label here

WO# : 92253199

92253199

Pace Analytical®
www.pacelabs.com

CHAIN-OF-CUSTODY / Analytical Request Document

The Chain-of-Custody is a LEGAL DOCUMENT. All relevant fields must be completed accurately.

Page: of

1691330

Section A Required Client Information:

Company: AMECFW
Address: 2677 Buford Hwy Atlanta GA 30324
Email To: Steve F. + Chuck F.
Phone: Fax:
Requested Due Date/TAT: 6/12/15

Section B Required Project Information:

Report To: Steve Foley Chuck Foley
Copy To:
Purchase Order No.:
Project Name: Legion Industry
Project Number: 6121080444.08

Section C Invoice Information:

Attention:
Company Name:
Address:
Pace Quote Reference:
Pace Project Manager:
Pace Profile #: 6016-Ø 3 NMG 6/5/15

REGULATORY AGENCY: ☐ NPDES ☒ GROUND WATER ☐ DRINKING WATER ☐ UST ☐ RCRA ☐ OTHER

Site Location STATE:

Section D Required Client Information

Matrix Codes (MATRIX / CODE): Drinking Water DW; Water WT; Waste Water WW; Product P; Soil/Solid SL; Oil OL; Wipe WP; Air AR; Tissue TS; Other OT

SAMPLE ID (A-Z, 0-9 / ,-) Sample IDs MUST BE UNIQUE

Requested Analysis Filtered (Y/N)

ITEM #	SAMPLE ID	MATRIX CODE (see valid codes to left)	SAMPLE TYPE (G=GRAB C=COMP)	COLLECTED Composite Start DATE	COLLECTED Composite Start TIME	COLLECTED Composite End/Grab DATE	COLLECTED Composite End/Grab TIME	SAMPLE TEMP AT COLLECTION	# OF CONTAINERS	Preservatives: Unpreserved	H_2SO_4	HNO_3	HCl	NaOH	$Na_2S_2O_3$	Methanol	Other	Analysis Test (Y/N): VOCs	Pesticides	Residual Chlorine (Y/N)	Pace Project No./ Lab I.D. 92253199
1	MW6	WT	G			6/3/15	0900		5	X			X					X	X		001
2	MW5	WT	G			6/3/15	0930		5	X			X					X	X		002
3	MW11	WT	G			6/3/15	1123		5	X			X					X	X		003
4	MW1	WT	G			6/3/15	1425		5	X			X					X	X		004
5	DUP #1	WT	G			6/3/15			5	X			X					X	X		005
6	MW15	WT	G			6/3/15	1550		5	X			X					X	X		006
7	MW10	WT	G			6/4/15	0815		5	X			X					X	X		007
8	MW7	WT	G			6/4/15	0835		5	X			X					X	X		008
9	MW14	WT	G			6/4/15	0905		5	X			X					X	X		009
10	MW19	WT	G			6/4/15	1020		5	X			X					X	X		010
11	DUP #2	WT	G			6/4/15			5	X			X					X	X		NG 6/4 011
12	MW4	WT	G			6/4/15	1210		5	X			X					X	X		012

ADDITIONAL COMMENTS	RELINQUISHED BY / AFFILIATION	DATE	TIME	ACCEPTED BY / AFFILIATION	DATE	TIME	SAMPLE CONDITIONS: Temp in °C	Received on Ice (Y/N)	Custody Sealed Cooler (Y/N)	Samples Intact (Y/N)
	[signature]	6/5/15	0730	[signature]	6/5/15	08:45				
	[signature]	6/5/15	1537	[signature] JAVL	6/5/15	1537	4.7	Y	N	Y
							2.6	Y	N	Y
							5.4/5.9	Y/Y	N/N	Y/Y

SAMPLER NAME AND SIGNATURE

PRINT Name of SAMPLER: PAUL GAZZO

SIGNATURE of SAMPLER: [signature] DATE Signed (MM/DD/YY): 6/5/15

ORIGINAL

*Important Note: By signing this form you are accepting Pace's NET 30 day payment terms and agreeing to late charges of 1.5% per month for any invoices not paid within 30 days.

F-ALL-Q-020rev.07, 15-May-2007

Pace Analytical® www.pacelabs.com	Document Name: **Sample Condition Upon Receipt (SCUR)**	Document Revised: May 15, 2015 Page 1 of 2*
	Document No.: F-ASV-CS-003-rev.14	Issuing Authorities: Pace Asheville Quality Office

Client Name: Amec FW

* Page 2 of 2 is for Internal Use Only

Courier (Circle): Fed Ex UPS USPS Client Commercial Pace Other_____

Custody Seal on Cooler/Box Present: ☐ yes ☑ no Seals intact: ☐ yes ☑ no

Packing Material: ☑ Bubble Wrap ☑ Bubble Bags ☐ None ☑ Other_____

Thermometer Used: IR Gun#3 -130265963 Type of Ice: Wet Blue None ☑ Samples on Ice, cooling process has begun

R Gun #4 SN:140290365 Other:

Temp Correction Factor: Add / Subtract 0 C

Corrected Cooler Temp.: 4.5/4.7/3.6/5.4/5.4 C Biological Tissue is Frozen: Yes No N/A

Temp should be above freezing to 6°C

Date and Initials of person examining contents: 6/9/15

		Comments:
Chain of Custody Present:	☑Yes ☐No ☐N/A	1.
Chain of Custody Filled Out:	☑Yes ☐No ☐N/A	2.
Chain of Custody Relinquished:	☑Yes ☐No ☐N/A	3.
Sampler Name & Signature on COC:	☑Yes ☐No ☐N/A	4.
Samples Arrived within Hold Time:	☑Yes ☐No ☐N/A	5.
Short Hold Time Analysis (<72hr):	☐Yes ☑No ☐N/A	6.
Rush Turn Around Time Requested:	☑Yes ☐No ☐N/A	7. 6/12/15
Sufficient Volume:	☑Yes ☐No ☐N/A	8.
Correct Containers Used:	☑Yes ☐No ☐N/A	9.
-Pace Containers Used:	☑Yes ☐No ☐N/A	
Containers Intact:	☑Yes ☐No ☐N/A	10.
Filtered volume received for Dissolved tests	☐Yes ☐No ☑N/A	11.
Sample Labels match COC:	☑Yes ☐No ☐N/A	12.
-Includes date/time/ID/Analysis Matrix: WT		
All containers needing preservation have been checked.	☑Yes ☐No ☐N/A	13.
All containers needing preservation are found to be in compliance with EPA recommendation.	☑Yes ☐No ☐N/A	
Exceptions: VOA, coliform, TOC, O&G, WI-DRO (water)	☑Yes ☐No	
Samples checked for dechlorination:	☐Yes ☐No ☑N/A	14.
Headspace in VOA Vials (>6mm):	☑Yes ☐No ☐N/A	15.
Trip Blank Present:	☑Yes ☐No ☐N/A	16.
Trip Blank Custody Seals Present	☑Yes ☐No ☐N/A	
Pace Trip Blank Lot # (if purchased):		

Client Notification/ Resolution: Field Data Required? Y / N

Person Contacted: _____ Date/Time: _____

Comments/ Resolution: _____

CURF Review: (LC)/NMG Date: 6-5-15/6-5-15

SRF Review: NMG Date: 6/7/15

Place label here

92253199 OR

Handwrite project number (if no label available)

Note: Whenever there is a discrepancy affecting North Carolina compliance samples, a copy of this form will be sent to the North Carolina DEHNR Certification Office (i.e out of hold, incorrect preservative, out of temp, incorrect containers)

Pace Analytical®
www.pacelabs.com

CHAIN-OF-CUSTODY / Analytical Request Document

The Chain-of-Custody is a LEGAL DOCUMENT. All relevant fields must be completed accurately.

Page: of

1691331

Section A Required Client Information:

Company: AMECFW
Address: 2677 Buford Hwy
Atlanta GA 30324
Email To: Chuck F + Steve F
Phone: Fax:
Requested Due Date/TAT: 6/12/15

Section B Required Project Information:

Report To: Steve Foley Chuck Ferry
Copy To:
Purchase Order No.:
Project Name: Legion Industrey
Project Number: 6/21 09 0444_08

Section C Invoice Information:

Attention:
Company Name:
Address:
Pace Quote Reference:
Pace Project Manager:
Pace Profile #:

REGULATORY AGENCY

☐ NPDES ☒ GROUND WATER ☐ DRINKING WATER
☐ UST ☐ RCRA ☐ OTHER _____

Site Location STATE: _____

Section D Required Client Information

Matrix Codes MATRIX / CODE: Drinking Water DW; Water WT; Waste Water WW; Product P; Soil/Solid SL; Oil OL; Wipe WP; Air AR; Tissue TS; Other OT

SAMPLE ID (A-Z, 0-9 / ,-) Sample IDs MUST BE UNIQUE

Requested Analysis Filtered (Y/N)

ITEM #	SAMPLE ID	MATRIX CODE (see valid codes to left)	SAMPLE TYPE (G=GRAB C=COMP)	COLLECTED Composite Start DATE	COLLECTED Composite Start TIME	COLLECTED Composite End/Grab DATE	COLLECTED Composite End/Grab TIME	SAMPLE TEMP AT COLLECTION	# OF CONTAINERS	Preservatives: Unpreserved	H_2SO_4	HNO_3	HCl	NaOH	$Na_2S_2O_3$	Methanol	Other	Analysis Test (Y/N): VOCs	Pesticides	Residual Chlorine (Y/N)	Pace Project No./ Lab I.D. 92253199
1	MW13	WT	G			6/4/15	1330		5	X			X					X	X		013
2	MW18	WT	G			6/4/15	1415		5	X			X					X	X		014
3	MW12	WT	G			6/4/15	1545		5	X			X					X	X		015
4	Temp								1												—
5	Trip								2												016
6																					
7																					
8																					
9																					
10																					
11																					
12																					

ADDITIONAL COMMENTS	RELINQUISHED BY / AFFILIATION	DATE	TIME	ACCEPTED BY / AFFILIATION	DATE	TIME	SAMPLE CONDITIONS
	AMECFW	6/5/15	0730		6/5/15	08:45	
		6/5/15	15:37	Jeni Patton AVL	6/5/15	1537	

SAMPLER NAME AND SIGNATURE
PRINT Name of SAMPLER:
SIGNATURE of SAMPLER: DATE Signed (MM/DD/YY):

Temp in °C | Received on Ice (Y/N) | Custody Sealed Cooler (Y/N) | Samples Intact (Y/N)

ORIGINAL

*Important Note: By signing this form you are accepting Pace's NET 30 day payment terms and agreeing to late charges of 1.5% per month for any invoices not paid within 30 days.

F-ALL-Q-020rev.07, 15-May-2007

Pace Analytical Services, Inc.
9800 Kincey Ave. Suite 100
Huntersville, NC 28078
(704)875-9092

June 16, 2015

Steve Foley
Amec Foster Wheeler
396 Plasters Avenue
Atlanta, GA 30324

RE: Project: LEGION INDUSTRY
Pace Project No.: 92253407

Dear Steve Foley:
Enclosed are the analytical results for sample(s) received by the laboratory on June 09, 2015. The results relate only to the samples included in this report. Results reported herein conform to the most current TNI standards and the laboratory's Quality Assurance Manual, where applicable, unless otherwise noted in the body of the report.

Analyses were performed at the Pace Analytical Services location indicated on the sample analyte page for analysis unless otherwise footnoted.

If you have any questions concerning this report, please feel free to contact me.

Sincerely,

Kevin Godwin
kevin.godwin@pacelabs.com
Project Manager

Enclosures

cc: Chuck Ferry, Amec Foster Wheeler

This report shall not be reproduced, except in full,
without the written consent of Pace Analytical Services, Inc..

Pace Analytical Services, Inc.
9800 Kincey Ave. Suite 100
Huntersville, NC 28078
(704)875-9092

CERTIFICATIONS

Project:	LEGION INDUSTRY
Pace Project No.:	92253407

Charlotte Certification IDs

9800 Kincey Ave. Ste 100, Huntersville, NC 28078
North Carolina Drinking Water Certification #: 37706
North Carolina Field Services Certification #: 5342
North Carolina Wastewater Certification #: 12
South Carolina Certification #: 99006001
Florida/NELAP Certification #: E87627
Kentucky UST Certification #: 84
West Virginia Certification #: 357
Virginia/VELAP Certification #: 460221

This report shall not be reproduced, except in full,
without the written consent of Pace Analytical Services, Inc..

Pace Analytical Services, Inc.
9800 Kincey Ave. Suite 100
Huntersville, NC 28078
(704)875-9092

SAMPLE ANALYTE COUNT

Project: LEGION INDUSTRY
Pace Project No.: 92253407

Lab ID	Sample ID	Method	Analysts	Analytes Reported	Laboratory
92253407001	**PZ2**	EPA 8081	SWB	24	PASI-C
		EPA 8260	SNP	63	PASI-C
92253407002	**MW2**	EPA 8081	SWB	24	PASI-C
		EPA 8260	SNP	63	PASI-C
92253407003	**MW3**	EPA 8081	SWB	24	PASI-C
		EPA 8260	SNP	63	PASI-C
92253407004	**MW17**	EPA 8081	SWB	24	PASI-C
		EPA 8260	SNP	63	PASI-C
92253407005	**MW16**	EPA 8081	SWB	24	PASI-C
		EPA 8260	SNP	63	PASI-C
92253407006	**MW9**	EPA 8081	SWB	24	PASI-C
		EPA 8260	SNP	63	PASI-C

This report shall not be reproduced, except in full,
without the written consent of Pace Analytical Services, Inc..

Pace Analytical Services, Inc.
9800 Kincey Ave. Suite 100
Huntersville, NC 28078
(704)875-9092

SUMMARY OF DETECTION

Project: LEGION INDUSTRY
Pace Project No.: 92253407

Lab Sample ID Method	Client Sample ID Parameters	Result	Units	Report Limit	Analyzed	Qualifiers
92253407001	**PZ2**					
EPA 8081	alpha-BHC	0.44	ug/L	0.050	06/13/15 01:35	
EPA 8081	beta-BHC	0.37	ug/L	0.050	06/13/15 01:35	
EPA 8081	delta-BHC	0.71	ug/L	0.050	06/13/15 01:35	
EPA 8081	gamma-BHC (Lindane)	0.56	ug/L	0.050	06/13/15 01:35	
EPA 8081	4,4'-DDD	0.12	ug/L	0.050	06/13/15 01:35	
EPA 8081	Dieldrin	0.15	ug/L	0.050	06/13/15 01:35	
EPA 8081	Endrin ketone	0.51	ug/L	0.050	06/13/15 01:35	
EPA 8260	cis-1,2-Dichloroethene	7280	ug/L	250	06/12/15 08:16	
EPA 8260	Methylene Chloride	592	ug/L	500	06/12/15 08:16	C9
EPA 8260	Trichloroethene	46300	ug/L	250	06/12/15 08:16	
EPA 8260	Vinyl chloride	1620	ug/L	250	06/12/15 08:16	
92253407002	**MW2**					
EPA 8081	alpha-BHC	6.5	ug/L	1.2	06/15/15 13:38	
EPA 8081	delta-BHC	9.0	ug/L	1.2	06/15/15 13:38	
EPA 8081	gamma-BHC (Lindane)	2.3	ug/L	1.2	06/15/15 13:38	
EPA 8260	Benzene	3.5	ug/L	1.0	06/12/15 05:28	
EPA 8260	Chlorobenzene	12.3	ug/L	1.0	06/12/15 05:28	
EPA 8260	1,4-Dichlorobenzene	2.0	ug/L	1.0	06/12/15 05:28	M1
EPA 8260	cis-1,2-Dichloroethene	145	ug/L	1.0	06/12/15 05:28	
EPA 8260	Ethylbenzene	2.3	ug/L	1.0	06/12/15 05:28	
EPA 8260	Naphthalene	5.5	ug/L	1.0	06/12/15 05:28	
EPA 8260	Trichloroethene	2.0	ug/L	1.0	06/12/15 05:28	
EPA 8260	Vinyl chloride	120	ug/L	1.0	06/12/15 05:28	M1
EPA 8260	Xylene (Total)	7.8	ug/L	2.0	06/12/15 05:28	
EPA 8260	m&p-Xylene	2.7	ug/L	2.0	06/12/15 05:28	
EPA 8260	o-Xylene	5.1	ug/L	1.0	06/12/15 05:28	
92253407003	**MW3**					
EPA 8260	Toluene	1.0	ug/L	1.0	06/12/15 05:44	
EPA 8260	Trichloroethene	1.6	ug/L	1.0	06/12/15 05:44	
92253407004	**MW17**					
EPA 8081	alpha-BHC	0.41	ug/L	0.050	06/13/15 02:30	
EPA 8081	beta-BHC	0.75	ug/L	0.050	06/13/15 02:30	
EPA 8081	delta-BHC	0.52	ug/L	0.050	06/13/15 02:30	
EPA 8081	gamma-BHC (Lindane)	0.066	ug/L	0.050	06/13/15 02:30	
EPA 8081	Endrin ketone	0.29	ug/L	0.050	06/13/15 02:30	
EPA 8260	cis-1,2-Dichloroethene	1010	ug/L	20.0	06/12/15 08:33	
EPA 8260	Methylene Chloride	53.5	ug/L	40.0	06/12/15 08:33	C9
EPA 8260	Trichloroethene	976	ug/L	20.0	06/12/15 08:33	
EPA 8260	Vinyl chloride	22.6	ug/L	20.0	06/12/15 08:33	
92253407005	**MW16**					
EPA 8081	beta-BHC	1.9	ug/L	1.0	06/15/15 13:56	
EPA 8081	delta-BHC	5.4	ug/L	1.0	06/15/15 13:56	
EPA 8081	4,4'-DDD	1.4	ug/L	1.0	06/15/15 13:56	
EPA 8081	4,4'-DDE	1.0	ug/L	1.0	06/15/15 13:56	
EPA 8260	Benzene	3.2	ug/L	1.0	06/12/15 06:01	

This report shall not be reproduced, except in full,
without the written consent of Pace Analytical Services, Inc..

Pace Analytical Services, Inc.
9800 Kincey Ave. Suite 100
Huntersville, NC 28078
(704)875-9092

SUMMARY OF DETECTION

Project: LEGION INDUSTRY
Pace Project No.: 92253407

Lab Sample ID Method	Client Sample ID Parameters	Result	Units	Report Limit	Analyzed	Qualifiers
92253407005	**MW16**					
EPA 8260	Chlorobenzene	11.7	ug/L	1.0	06/12/15 06:01	
EPA 8260	1,4-Dichlorobenzene	2.2	ug/L	1.0	06/12/15 06:01	
EPA 8260	cis-1,2-Dichloroethene	2.5	ug/L	1.0	06/12/15 06:01	
EPA 8260	Trichloroethene	5.6	ug/L	1.0	06/12/15 06:01	
EPA 8260	Vinyl chloride	6.6	ug/L	1.0	06/12/15 06:01	
92253407006	**MW9**					
EPA 8081	4,4'-DDD	0.088	ug/L	0.050	06/15/15 20:07	
EPA 8081	Dieldrin	0.16	ug/L	0.050	06/15/15 20:07	
EPA 8260	cis-1,2-Dichloroethene	2.8	ug/L	1.0	06/12/15 06:18	
EPA 8260	Trichloroethene	8.5	ug/L	1.0	06/12/15 06:18	

This report shall not be reproduced, except in full,
without the written consent of Pace Analytical Services, Inc..

Pace Analytical Services, Inc.
9800 Kincey Ave. Suite 100
Huntersville, NC 28078
(704)875-9092

PROJECT NARRATIVE

Project: LEGION INDUSTRY
Pace Project No.: 92253407

Method: **EPA 8081**
Description: 8081 Organochlorine Pesticides
Client: Amec Foster Wheeler, Georgia
Date: June 16, 2015

General Information:
6 samples were analyzed for EPA 8081. All samples were received in acceptable condition with any exceptions noted below.

Hold Time:
The samples were analyzed within the method required hold times with any exceptions noted below.

Sample Preparation:
The samples were prepared in accordance with EPA 3510 with any exceptions noted below.

Initial Calibrations (including MS Tune as applicable):
All criteria were within method requirements with any exceptions noted below.

Continuing Calibration:
All criteria were within method requirements with any exceptions noted below.

Surrogates:
All surrogates were within QC limits with any exceptions noted below.

QC Batch: OEXT/35670

S4: Surrogate recovery not evaluated against control limits due to sample dilution.

- MW16 (Lab ID: 92253407005)
  - Decachlorobiphenyl (S)
  - Tetrachloro-m-xylene (S)
- MW2 (Lab ID: 92253407002)
  - Decachlorobiphenyl (S)
  - Tetrachloro-m-xylene (S)

Method Blank:
All analytes were below the report limit in the method blank, where applicable, with any exceptions noted below.

Laboratory Control Spike:
All laboratory control spike compounds were within QC limits with any exceptions noted below.

Matrix Spikes:
All percent recoveries and relative percent differences (RPDs) were within acceptance criteria with any exceptions noted below.

QC Batch: OEXT/35670

A matrix spike and/or matrix spike duplicate (MS/MSD) were performed on the following sample(s): 92253199010

M1: Matrix spike recovery exceeded QC limits. Batch accepted based on laboratory control sample (LCS) recovery.

- MS (Lab ID: 1481161)
  - 4,4'-DDE
  - 4,4'-DDT
  - alpha-BHC
  - gamma-BHC (Lindane)

This report shall not be reproduced, except in full,
without the written consent of Pace Analytical Services, Inc..

Pace Analytical Services, Inc.
9800 Kincey Ave. Suite 100
Huntersville, NC 28078
(704)875-9092

PROJECT NARRATIVE

Project: LEGION INDUSTRY
Pace Project No.: 92253407

Method: **EPA 8081**
Description: 8081 Organochlorine Pesticides
Client: Amec Foster Wheeler, Georgia
Date: June 16, 2015

QC Batch: OEXT/35670

A matrix spike and/or matrix spike duplicate (MS/MSD) were performed on the following sample(s): 92253199010

M1: Matrix spike recovery exceeded QC limits. Batch accepted based on laboratory control sample (LCS) recovery.

- MSD (Lab ID: 1481162)
  - 4,4'-DDE
  - 4,4'-DDT
  - alpha-BHC
  - gamma-BHC (Lindane)

M3: Matrix spike recovery was outside laboratory control limits due to matrix interferences.

- MS (Lab ID: 1481161)
  - 4,4'-DDD
  - Dieldrin
  - Endosulfan II
  - Endrin
  - Endrin aldehyde
  - Endrin ketone
  - Heptachlor epoxide
  - beta-BHC
- MSD (Lab ID: 1481162)
  - 4,4'-DDD
  - Dieldrin
  - Endosulfan II
  - Endrin
  - Endrin aldehyde
  - Endrin ketone
  - Heptachlor epoxide
  - beta-BHC

Additional Comments:

This report shall not be reproduced, except in full,
without the written consent of Pace Analytical Services, Inc..

Pace Analytical Services, Inc.
9800 Kincey Ave. Suite 100
Huntersville, NC 28078
(704)875-9092

PROJECT NARRATIVE

Project: LEGION INDUSTRY
Pace Project No.: 92253407

Method: **EPA 8260**
Description: 8260 MSV Low Level
Client: Amec Foster Wheeler, Georgia
Date: June 16, 2015

General Information:
6 samples were analyzed for EPA 8260. All samples were received in acceptable condition with any exceptions noted below.

Hold Time:
The samples were analyzed within the method required hold times with any exceptions noted below.

Initial Calibrations (including MS Tune as applicable):
All criteria were within method requirements with any exceptions noted below.

Continuing Calibration:
All criteria were within method requirements with any exceptions noted below.

Internal Standards:
All internal standards were within QC limits with any exceptions noted below.

Surrogates:
All surrogates were within QC limits with any exceptions noted below.

Method Blank:
All analytes were below the report limit in the method blank, where applicable, with any exceptions noted below.

Laboratory Control Spike:
All laboratory control spike compounds were within QC limits with any exceptions noted below.

Matrix Spikes:
All percent recoveries and relative percent differences (RPDs) were within acceptance criteria with any exceptions noted below.

QC Batch: MSV/32103

A matrix spike and/or matrix spike duplicate (MS/MSD) were performed on the following sample(s): 92253407002

M1: Matrix spike recovery exceeded QC limits. Batch accepted based on laboratory control sample (LCS) recovery.

- MS (Lab ID: 1482712)
  - 1,2-Dichlorobenzene
  - 1,4-Dichlorobenzene
  - 2-Chlorotoluene
  - Bromobenzene
  - Bromomethane
  - Hexachloro-1,3-butadiene
  - Styrene
  - Vinyl chloride
  - p-Isopropyltoluene

Duplicate Sample:
All duplicate sample results were within method acceptance criteria with any exceptions noted below.

This report shall not be reproduced, except in full,
without the written consent of Pace Analytical Services, Inc..

Pace Analytical Services, Inc.
9800 Kincey Ave. Suite 100
Huntersville, NC 28078
(704)875-9092

PROJECT NARRATIVE

Project: LEGION INDUSTRY
Pace Project No.: 92253407

Method: **EPA 8260**
Description: 8260 MSV Low Level
Client: Amec Foster Wheeler, Georgia
Date: June 16, 2015

Additional Comments:

Analyte Comments:

QC Batch: MSV/32103

C9: Common Laboratory Contaminant.

- MW17 (Lab ID: 92253407004)
  - Methylene Chloride
- PZ2 (Lab ID: 92253407001)
  - Methylene Chloride

This data package has been reviewed for quality and completeness and is approved for release.

This report shall not be reproduced, except in full,
without the written consent of Pace Analytical Services, Inc..

Pace Analytical Services, Inc.
9800 Kincey Ave. Suite 100
Huntersville, NC 28078
(704)875-9092

ANALYTICAL RESULTS

Project: LEGION INDUSTRY
Pace Project No.: 92253407

Sample: PZ2 **Lab ID: 92253407001** Collected: 06/05/15 08:45 Received: 06/09/15 09:45 Matrix: Water

Parameters	Results	Units	Report Limit	DF	Prepared	Analyzed	CAS No.	Qual
8081 Organochlorine Pesticides	Analytical Method: EPA 8081 Preparation Method: EPA 3510							
Aldrin	ND	ug/L	0.050	1	06/10/15 17:00	06/13/15 01:35	309-00-2	
alpha-BHC	**0.44**	ug/L	0.050	1	06/10/15 17:00	06/13/15 01:35	319-84-6	
beta-BHC	**0.37**	ug/L	0.050	1	06/10/15 17:00	06/13/15 01:35	319-85-7	
delta-BHC	**0.71**	ug/L	0.050	1	06/10/15 17:00	06/13/15 01:35	319-86-8	
gamma-BHC (Lindane)	**0.56**	ug/L	0.050	1	06/10/15 17:00	06/13/15 01:35	58-89-9	
Chlordane (Technical)	ND	ug/L	0.20	1	06/10/15 17:00	06/13/15 01:35	57-74-9	
4,4'-DDD	**0.12**	ug/L	0.050	1	06/10/15 17:00	06/13/15 01:35	72-54-8	
4,4'-DDE	ND	ug/L	0.050	1	06/10/15 17:00	06/13/15 01:35	72-55-9	
4,4'-DDT	ND	ug/L	0.050	1	06/10/15 17:00	06/13/15 01:35	50-29-3	
Dieldrin	**0.15**	ug/L	0.050	1	06/10/15 17:00	06/13/15 01:35	60-57-1	
Endosulfan I	ND	ug/L	0.050	1	06/10/15 17:00	06/13/15 01:35	959-98-8	
Endosulfan II	ND	ug/L	0.050	1	06/10/15 17:00	06/13/15 01:35	33213-65-9	
Endosulfan sulfate	ND	ug/L	0.050	1	06/10/15 17:00	06/13/15 01:35	1031-07-8	
Endrin	ND	ug/L	0.050	1	06/10/15 17:00	06/13/15 01:35	72-20-8	
Endrin aldehyde	ND	ug/L	0.050	1	06/10/15 17:00	06/13/15 01:35	7421-93-4	
Endrin ketone	**0.51**	ug/L	0.050	1	06/10/15 17:00	06/13/15 01:35	53494-70-5	
Heptachlor	ND	ug/L	0.050	1	06/10/15 17:00	06/13/15 01:35	76-44-8	
Heptachlor epoxide	ND	ug/L	0.050	1	06/10/15 17:00	06/13/15 01:35	1024-57-3	
Hexachlorobenzene	ND	ug/L	0.050	1	06/10/15 17:00	06/13/15 01:35	118-74-1	
Methoxychlor	ND	ug/L	0.15	1	06/10/15 17:00	06/13/15 01:35	72-43-5	
Mirex	ND	ug/L	0.15	1	06/10/15 17:00	06/13/15 01:35	2385-85-5	
Toxaphene	ND	ug/L	0.20	1	06/10/15 17:00	06/13/15 01:35	8001-35-2	
Surrogates								
Tetrachloro-m-xylene (S)	52	%	20-130	1	06/10/15 17:00	06/13/15 01:35	877-09-8	
Decachlorobiphenyl (S)	66	%	20-130	1	06/10/15 17:00	06/13/15 01:35	2051-24-3	
8260 MSV Low Level	Analytical Method: EPA 8260							
Acetone	ND	ug/L	6250	250		06/12/15 08:16	67-64-1	
Benzene	ND	ug/L	250	250		06/12/15 08:16	71-43-2	
Bromobenzene	ND	ug/L	250	250		06/12/15 08:16	108-86-1	
Bromochloromethane	ND	ug/L	250	250		06/12/15 08:16	74-97-5	
Bromodichloromethane	ND	ug/L	250	250		06/12/15 08:16	75-27-4	
Bromoform	ND	ug/L	250	250		06/12/15 08:16	75-25-2	
Bromomethane	ND	ug/L	500	250		06/12/15 08:16	74-83-9	
2-Butanone (MEK)	ND	ug/L	1250	250		06/12/15 08:16	78-93-3	
Carbon tetrachloride	ND	ug/L	250	250		06/12/15 08:16	56-23-5	
Chlorobenzene	ND	ug/L	250	250		06/12/15 08:16	108-90-7	
Chloroethane	ND	ug/L	250	250		06/12/15 08:16	75-00-3	
Chloroform	ND	ug/L	250	250		06/12/15 08:16	67-66-3	
Chloromethane	ND	ug/L	250	250		06/12/15 08:16	74-87-3	
2-Chlorotoluene	ND	ug/L	250	250		06/12/15 08:16	95-49-8	
4-Chlorotoluene	ND	ug/L	250	250		06/12/15 08:16	106-43-4	
1,2-Dibromo-3-chloropropane	ND	ug/L	500	250		06/12/15 08:16	96-12-8	
Dibromochloromethane	ND	ug/L	250	250		06/12/15 08:16	124-48-1	
1,2-Dibromoethane (EDB)	ND	ug/L	250	250		06/12/15 08:16	106-93-4	
Dibromomethane	ND	ug/L	250	250		06/12/15 08:16	74-95-3	
1,2-Dichlorobenzene	ND	ug/L	250	250		06/12/15 08:16	95-50-1	

This report shall not be reproduced, except in full,
without the written consent of Pace Analytical Services, Inc..

Pace Analytical Services, Inc.
9800 Kincey Ave. Suite 100
Huntersville, NC 28078
(704)875-9092

ANALYTICAL RESULTS

Project: LEGION INDUSTRY
Pace Project No.: 92253407

Sample: PZ2 **Lab ID: 92253407001** Collected: 06/05/15 08:45 Received: 06/09/15 09:45 Matrix: Water

Parameters	Results	Units	Report Limit	DF	Prepared	Analyzed	CAS No.	Qual
8260 MSV Low Level	Analytical Method: EPA 8260							
1,3-Dichlorobenzene	ND	ug/L	250	250		06/12/15 08:16	541-73-1	
1,4-Dichlorobenzene	ND	ug/L	250	250		06/12/15 08:16	106-46-7	
Dichlorodifluoromethane	ND	ug/L	250	250		06/12/15 08:16	75-71-8	
1,1-Dichloroethane	ND	ug/L	250	250		06/12/15 08:16	75-34-3	
1,2-Dichloroethane	ND	ug/L	250	250		06/12/15 08:16	107-06-2	
1,1-Dichloroethene	ND	ug/L	250	250		06/12/15 08:16	75-35-4	
cis-1,2-Dichloroethene	**7280**	ug/L	250	250		06/12/15 08:16	156-59-2	
trans-1,2-Dichloroethene	ND	ug/L	250	250		06/12/15 08:16	156-60-5	
1,2-Dichloropropane	ND	ug/L	250	250		06/12/15 08:16	78-87-5	
1,3-Dichloropropane	ND	ug/L	250	250		06/12/15 08:16	142-28-9	
2,2-Dichloropropane	ND	ug/L	250	250		06/12/15 08:16	594-20-7	
1,1-Dichloropropene	ND	ug/L	250	250		06/12/15 08:16	563-58-6	
cis-1,3-Dichloropropene	ND	ug/L	250	250		06/12/15 08:16	10061-01-5	
trans-1,3-Dichloropropene	ND	ug/L	250	250		06/12/15 08:16	10061-02-6	
Diisopropyl ether	ND	ug/L	250	250		06/12/15 08:16	108-20-3	
Ethylbenzene	ND	ug/L	250	250		06/12/15 08:16	100-41-4	
Hexachloro-1,3-butadiene	ND	ug/L	250	250		06/12/15 08:16	87-68-3	
2-Hexanone	ND	ug/L	1250	250		06/12/15 08:16	591-78-6	
p-Isopropyltoluene	ND	ug/L	250	250		06/12/15 08:16	99-87-6	
Methylene Chloride	**592**	ug/L	500	250		06/12/15 08:16	75-09-2	C9
4-Methyl-2-pentanone (MIBK)	ND	ug/L	1250	250		06/12/15 08:16	108-10-1	
Methyl-tert-butyl ether	ND	ug/L	250	250		06/12/15 08:16	1634-04-4	
Naphthalene	ND	ug/L	250	250		06/12/15 08:16	91-20-3	
Styrene	ND	ug/L	250	250		06/12/15 08:16	100-42-5	
1,1,1,2-Tetrachloroethane	ND	ug/L	250	250		06/12/15 08:16	630-20-6	
1,1,2,2-Tetrachloroethane	ND	ug/L	250	250		06/12/15 08:16	79-34-5	
Tetrachloroethene	ND	ug/L	250	250		06/12/15 08:16	127-18-4	
Toluene	ND	ug/L	250	250		06/12/15 08:16	108-88-3	
1,2,3-Trichlorobenzene	ND	ug/L	250	250		06/12/15 08:16	87-61-6	
1,2,4-Trichlorobenzene	ND	ug/L	250	250		06/12/15 08:16	120-82-1	
1,1,1-Trichloroethane	ND	ug/L	250	250		06/12/15 08:16	71-55-6	
1,1,2-Trichloroethane	ND	ug/L	250	250		06/12/15 08:16	79-00-5	
Trichloroethene	**46300**	ug/L	250	250		06/12/15 08:16	79-01-6	
Trichlorofluoromethane	ND	ug/L	250	250		06/12/15 08:16	75-69-4	
1,2,3-Trichloropropane	ND	ug/L	250	250		06/12/15 08:16	96-18-4	
Vinyl acetate	ND	ug/L	500	250		06/12/15 08:16	108-05-4	
Vinyl chloride	**1620**	ug/L	250	250		06/12/15 08:16	75-01-4	
Xylene (Total)	ND	ug/L	500	250		06/12/15 08:16	1330-20-7	
m&p-Xylene	ND	ug/L	500	250		06/12/15 08:16	179601-23-1	
o-Xylene	ND	ug/L	250	250		06/12/15 08:16	95-47-6	
Surrogates								
4-Bromofluorobenzene (S)	93	%	70-130	250		06/12/15 08:16	460-00-4	
1,2-Dichloroethane-d4 (S)	103	%	70-130	250		06/12/15 08:16	17060-07-0	
Toluene-d8 (S)	98	%	70-130	250		06/12/15 08:16	2037-26-5	

This report shall not be reproduced, except in full,
without the written consent of Pace Analytical Services, Inc..

Pace Analytical Services, Inc.
9800 Kincey Ave. Suite 100
Huntersville, NC 28078
(704)875-9092

ANALYTICAL RESULTS

Project: LEGION INDUSTRY
Pace Project No.: 92253407

Sample: MW2 **Lab ID: 92253407002** Collected: 06/05/15 09:00 Received: 06/09/15 09:45 Matrix: Water

Parameters	Results	Units	Report Limit	DF	Prepared	Analyzed	CAS No.	Qual
8081 Organochlorine Pesticides	Analytical Method: EPA 8081 Preparation Method: EPA 3510							
Aldrin	ND	ug/L	1.2	25	06/10/15 17:00	06/15/15 13:38	309-00-2	
alpha-BHC	**6.5**	ug/L	1.2	25	06/10/15 17:00	06/15/15 13:38	319-84-6	
beta-BHC	ND	ug/L	1.2	25	06/10/15 17:00	06/15/15 13:38	319-85-7	
delta-BHC	**9.0**	ug/L	1.2	25	06/10/15 17:00	06/15/15 13:38	319-86-8	
gamma-BHC (Lindane)	**2.3**	ug/L	1.2	25	06/10/15 17:00	06/15/15 13:38	58-89-9	
Chlordane (Technical)	ND	ug/L	5.0	25	06/10/15 17:00	06/15/15 13:38	57-74-9	
4,4'-DDD	ND	ug/L	1.2	25	06/10/15 17:00	06/15/15 13:38	72-54-8	
4,4'-DDE	ND	ug/L	1.2	25	06/10/15 17:00	06/15/15 13:38	72-55-9	
4,4'-DDT	ND	ug/L	1.2	25	06/10/15 17:00	06/15/15 13:38	50-29-3	
Dieldrin	ND	ug/L	1.2	25	06/10/15 17:00	06/15/15 13:38	60-57-1	
Endosulfan I	ND	ug/L	1.2	25	06/10/15 17:00	06/15/15 13:38	959-98-8	
Endosulfan II	ND	ug/L	1.2	25	06/10/15 17:00	06/15/15 13:38	33213-65-9	
Endosulfan sulfate	ND	ug/L	1.2	25	06/10/15 17:00	06/15/15 13:38	1031-07-8	
Endrin	ND	ug/L	1.2	25	06/10/15 17:00	06/15/15 13:38	72-20-8	
Endrin aldehyde	ND	ug/L	1.2	25	06/10/15 17:00	06/15/15 13:38	7421-93-4	
Endrin ketone	ND	ug/L	1.2	25	06/10/15 17:00	06/15/15 13:38	53494-70-5	
Heptachlor	ND	ug/L	1.2	25	06/10/15 17:00	06/15/15 13:38	76-44-8	
Heptachlor epoxide	ND	ug/L	1.2	25	06/10/15 17:00	06/15/15 13:38	1024-57-3	
Hexachlorobenzene	ND	ug/L	1.2	25	06/10/15 17:00	06/15/15 13:38	118-74-1	
Methoxychlor	ND	ug/L	3.8	25	06/10/15 17:00	06/15/15 13:38	72-43-5	
Mirex	ND	ug/L	3.8	25	06/10/15 17:00	06/15/15 13:38	2385-85-5	
Toxaphene	ND	ug/L	5.0	25	06/10/15 17:00	06/15/15 13:38	8001-35-2	
Surrogates								
Tetrachloro-m-xylene (S)	0	%	20-130	25	06/10/15 17:00	06/15/15 13:38	877-09-8	S4
Decachlorobiphenyl (S)	0	%	20-130	25	06/10/15 17:00	06/15/15 13:38	2051-24-3	S4
8260 MSV Low Level	Analytical Method: EPA 8260							
Acetone	ND	ug/L	25.0	1		06/12/15 05:28	67-64-1	
Benzene	**3.5**	ug/L	1.0	1		06/12/15 05:28	71-43-2	
Bromobenzene	ND	ug/L	1.0	1		06/12/15 05:28	108-86-1	M1
Bromochloromethane	ND	ug/L	1.0	1		06/12/15 05:28	74-97-5	
Bromodichloromethane	ND	ug/L	1.0	1		06/12/15 05:28	75-27-4	
Bromoform	ND	ug/L	1.0	1		06/12/15 05:28	75-25-2	
Bromomethane	ND	ug/L	2.0	1		06/12/15 05:28	74-83-9	M1
2-Butanone (MEK)	ND	ug/L	5.0	1		06/12/15 05:28	78-93-3	
Carbon tetrachloride	ND	ug/L	1.0	1		06/12/15 05:28	56-23-5	
Chlorobenzene	**12.3**	ug/L	1.0	1		06/12/15 05:28	108-90-7	
Chloroethane	ND	ug/L	1.0	1		06/12/15 05:28	75-00-3	
Chloroform	ND	ug/L	1.0	1		06/12/15 05:28	67-66-3	
Chloromethane	ND	ug/L	1.0	1		06/12/15 05:28	74-87-3	
2-Chlorotoluene	ND	ug/L	1.0	1		06/12/15 05:28	95-49-8	M1
4-Chlorotoluene	ND	ug/L	1.0	1		06/12/15 05:28	106-43-4	
1,2-Dibromo-3-chloropropane	ND	ug/L	2.0	1		06/12/15 05:28	96-12-8	
Dibromochloromethane	ND	ug/L	1.0	1		06/12/15 05:28	124-48-1	
1,2-Dibromoethane (EDB)	ND	ug/L	1.0	1		06/12/15 05:28	106-93-4	
Dibromomethane	ND	ug/L	1.0	1		06/12/15 05:28	74-95-3	
1,2-Dichlorobenzene	ND	ug/L	1.0	1		06/12/15 05:28	95-50-1	M1

This report shall not be reproduced, except in full,
without the written consent of Pace Analytical Services, Inc..

Pace Analytical Services, Inc.
9800 Kincey Ave. Suite 100
Huntersville, NC 28078
(704)875-9092

ANALYTICAL RESULTS

Project: LEGION INDUSTRY
Pace Project No.: 92253407

Sample: MW2 **Lab ID: 92253407002** Collected: 06/05/15 09:00 Received: 06/09/15 09:45 Matrix: Water

Parameters	Results	Units	Report Limit	DF	Prepared	Analyzed	CAS No.	Qual
8260 MSV Low Level	Analytical Method: EPA 8260							
1,3-Dichlorobenzene	ND	ug/L	1.0	1		06/12/15 05:28	541-73-1	
1,4-Dichlorobenzene	**2.0**	ug/L	1.0	1		06/12/15 05:28	106-46-7	M1
Dichlorodifluoromethane	ND	ug/L	1.0	1		06/12/15 05:28	75-71-8	
1,1-Dichloroethane	ND	ug/L	1.0	1		06/12/15 05:28	75-34-3	
1,2-Dichloroethane	ND	ug/L	1.0	1		06/12/15 05:28	107-06-2	
1,1-Dichloroethene	ND	ug/L	1.0	1		06/12/15 05:28	75-35-4	
cis-1,2-Dichloroethene	**145**	ug/L	1.0	1		06/12/15 05:28	156-59-2	
trans-1,2-Dichloroethene	ND	ug/L	1.0	1		06/12/15 05:28	156-60-5	
1,2-Dichloropropane	ND	ug/L	1.0	1		06/12/15 05:28	78-87-5	
1,3-Dichloropropane	ND	ug/L	1.0	1		06/12/15 05:28	142-28-9	
2,2-Dichloropropane	ND	ug/L	1.0	1		06/12/15 05:28	594-20-7	
1,1-Dichloropropene	ND	ug/L	1.0	1		06/12/15 05:28	563-58-6	
cis-1,3-Dichloropropene	ND	ug/L	1.0	1		06/12/15 05:28	10061-01-5	
trans-1,3-Dichloropropene	ND	ug/L	1.0	1		06/12/15 05:28	10061-02-6	
Diisopropyl ether	ND	ug/L	1.0	1		06/12/15 05:28	108-20-3	
Ethylbenzene	**2.3**	ug/L	1.0	1		06/12/15 05:28	100-41-4	
Hexachloro-1,3-butadiene	ND	ug/L	1.0	1		06/12/15 05:28	87-68-3	M1
2-Hexanone	ND	ug/L	5.0	1		06/12/15 05:28	591-78-6	
p-Isopropyltoluene	ND	ug/L	1.0	1		06/12/15 05:28	99-87-6	M1
Methylene Chloride	ND	ug/L	2.0	1		06/12/15 05:28	75-09-2	
4-Methyl-2-pentanone (MIBK)	ND	ug/L	5.0	1		06/12/15 05:28	108-10-1	
Methyl-tert-butyl ether	ND	ug/L	1.0	1		06/12/15 05:28	1634-04-4	
Naphthalene	**5.5**	ug/L	1.0	1		06/12/15 05:28	91-20-3	
Styrene	ND	ug/L	1.0	1		06/12/15 05:28	100-42-5	M1
1,1,1,2-Tetrachloroethane	ND	ug/L	1.0	1		06/12/15 05:28	630-20-6	
1,1,2,2-Tetrachloroethane	ND	ug/L	1.0	1		06/12/15 05:28	79-34-5	
Tetrachloroethene	ND	ug/L	1.0	1		06/12/15 05:28	127-18-4	
Toluene	ND	ug/L	1.0	1		06/12/15 05:28	108-88-3	
1,2,3-Trichlorobenzene	ND	ug/L	1.0	1		06/12/15 05:28	87-61-6	
1,2,4-Trichlorobenzene	ND	ug/L	1.0	1		06/12/15 05:28	120-82-1	
1,1,1-Trichloroethane	ND	ug/L	1.0	1		06/12/15 05:28	71-55-6	
1,1,2-Trichloroethane	ND	ug/L	1.0	1		06/12/15 05:28	79-00-5	
Trichloroethene	**2.0**	ug/L	1.0	1		06/12/15 05:28	79-01-6	
Trichlorofluoromethane	ND	ug/L	1.0	1		06/12/15 05:28	75-69-4	
1,2,3-Trichloropropane	ND	ug/L	1.0	1		06/12/15 05:28	96-18-4	
Vinyl acetate	ND	ug/L	2.0	1		06/12/15 05:28	108-05-4	
Vinyl chloride	**120**	ug/L	1.0	1		06/12/15 05:28	75-01-4	M1
Xylene (Total)	**7.8**	ug/L	2.0	1		06/12/15 05:28	1330-20-7	
m&p-Xylene	**2.7**	ug/L	2.0	1		06/12/15 05:28	179601-23-1	
o-Xylene	**5.1**	ug/L	1.0	1		06/12/15 05:28	95-47-6	
Surrogates								
4-Bromofluorobenzene (S)	98	%	70-130	1		06/12/15 05:28	460-00-4	
1,2-Dichloroethane-d4 (S)	101	%	70-130	1		06/12/15 05:28	17060-07-0	
Toluene-d8 (S)	100	%	70-130	1		06/12/15 05:28	2037-26-5	

This report shall not be reproduced, except in full,
without the written consent of Pace Analytical Services, Inc..

Pace Analytical Services, Inc.
9800 Kincey Ave. Suite 100
Huntersville, NC 28078
(704)875-9092

ANALYTICAL RESULTS

Project: LEGION INDUSTRY
Pace Project No.: 92253407

Sample: MW3 **Lab ID: 92253407003** Collected: 06/05/15 10:10 Received: 06/09/15 09:45 Matrix: Water

Parameters	Results	Units	Report Limit	DF	Prepared	Analyzed	CAS No.	Qual
8081 Organochlorine Pesticides	Analytical Method: EPA 8081 Preparation Method: EPA 3510							
Aldrin	ND	ug/L	0.050	1	06/10/15 17:00	06/13/15 02:12	309-00-2	
alpha-BHC	ND	ug/L	0.050	1	06/10/15 17:00	06/13/15 02:12	319-84-6	
beta-BHC	ND	ug/L	0.050	1	06/10/15 17:00	06/13/15 02:12	319-85-7	
delta-BHC	ND	ug/L	0.050	1	06/10/15 17:00	06/13/15 02:12	319-86-8	
gamma-BHC (Lindane)	ND	ug/L	0.050	1	06/10/15 17:00	06/13/15 02:12	58-89-9	
Chlordane (Technical)	ND	ug/L	0.20	1	06/10/15 17:00	06/13/15 02:12	57-74-9	
4,4'-DDD	ND	ug/L	0.050	1	06/10/15 17:00	06/13/15 02:12	72-54-8	
4,4'-DDE	ND	ug/L	0.050	1	06/10/15 17:00	06/13/15 02:12	72-55-9	
4,4'-DDT	ND	ug/L	0.050	1	06/10/15 17:00	06/13/15 02:12	50-29-3	
Dieldrin	ND	ug/L	0.050	1	06/10/15 17:00	06/13/15 02:12	60-57-1	
Endosulfan I	ND	ug/L	0.050	1	06/10/15 17:00	06/13/15 02:12	959-98-8	
Endosulfan II	ND	ug/L	0.050	1	06/10/15 17:00	06/13/15 02:12	33213-65-9	
Endosulfan sulfate	ND	ug/L	0.050	1	06/10/15 17:00	06/13/15 02:12	1031-07-8	
Endrin	ND	ug/L	0.050	1	06/10/15 17:00	06/13/15 02:12	72-20-8	
Endrin aldehyde	ND	ug/L	0.050	1	06/10/15 17:00	06/13/15 02:12	7421-93-4	
Endrin ketone	ND	ug/L	0.050	1	06/10/15 17:00	06/13/15 02:12	53494-70-5	
Heptachlor	ND	ug/L	0.050	1	06/10/15 17:00	06/13/15 02:12	76-44-8	
Heptachlor epoxide	ND	ug/L	0.050	1	06/10/15 17:00	06/13/15 02:12	1024-57-3	
Hexachlorobenzene	ND	ug/L	0.050	1	06/10/15 17:00	06/13/15 02:12	118-74-1	
Methoxychlor	ND	ug/L	0.15	1	06/10/15 17:00	06/13/15 02:12	72-43-5	
Mirex	ND	ug/L	0.15	1	06/10/15 17:00	06/13/15 02:12	2385-85-5	
Toxaphene	ND	ug/L	0.20	1	06/10/15 17:00	06/13/15 02:12	8001-35-2	
Surrogates								
Tetrachloro-m-xylene (S)	69	%	20-130	1	06/10/15 17:00	06/13/15 02:12	877-09-8	
Decachlorobiphenyl (S)	82	%	20-130	1	06/10/15 17:00	06/13/15 02:12	2051-24-3	
8260 MSV Low Level	Analytical Method: EPA 8260							
Acetone	ND	ug/L	25.0	1		06/12/15 05:44	67-64-1	
Benzene	ND	ug/L	1.0	1		06/12/15 05:44	71-43-2	
Bromobenzene	ND	ug/L	1.0	1		06/12/15 05:44	108-86-1	
Bromochloromethane	ND	ug/L	1.0	1		06/12/15 05:44	74-97-5	
Bromodichloromethane	ND	ug/L	1.0	1		06/12/15 05:44	75-27-4	
Bromoform	ND	ug/L	1.0	1		06/12/15 05:44	75-25-2	
Bromomethane	ND	ug/L	2.0	1		06/12/15 05:44	74-83-9	
2-Butanone (MEK)	ND	ug/L	5.0	1		06/12/15 05:44	78-93-3	
Carbon tetrachloride	ND	ug/L	1.0	1		06/12/15 05:44	56-23-5	
Chlorobenzene	ND	ug/L	1.0	1		06/12/15 05:44	108-90-7	
Chloroethane	ND	ug/L	1.0	1		06/12/15 05:44	75-00-3	
Chloroform	ND	ug/L	1.0	1		06/12/15 05:44	67-66-3	
Chloromethane	ND	ug/L	1.0	1		06/12/15 05:44	74-87-3	
2-Chlorotoluene	ND	ug/L	1.0	1		06/12/15 05:44	95-49-8	
4-Chlorotoluene	ND	ug/L	1.0	1		06/12/15 05:44	106-43-4	
1,2-Dibromo-3-chloropropane	ND	ug/L	2.0	1		06/12/15 05:44	96-12-8	
Dibromochloromethane	ND	ug/L	1.0	1		06/12/15 05:44	124-48-1	
1,2-Dibromoethane (EDB)	ND	ug/L	1.0	1		06/12/15 05:44	106-93-4	
Dibromomethane	ND	ug/L	1.0	1		06/12/15 05:44	74-95-3	
1,2-Dichlorobenzene	ND	ug/L	1.0	1		06/12/15 05:44	95-50-1	

This report shall not be reproduced, except in full,
without the written consent of Pace Analytical Services, Inc..

Pace Analytical Services, Inc.
9800 Kincey Ave. Suite 100
Huntersville, NC 28078
(704)875-9092

ANALYTICAL RESULTS

Project: LEGION INDUSTRY
Pace Project No.: 92253407

Sample: MW3 **Lab ID: 92253407003** Collected: 06/05/15 10:10 Received: 06/09/15 09:45 Matrix: Water

Parameters	Results	Units	Report Limit	DF	Prepared	Analyzed	CAS No.	Qual
8260 MSV Low Level	Analytical Method: EPA 8260							
1,3-Dichlorobenzene	ND	ug/L	1.0	1		06/12/15 05:44	541-73-1	
1,4-Dichlorobenzene	ND	ug/L	1.0	1		06/12/15 05:44	106-46-7	
Dichlorodifluoromethane	ND	ug/L	1.0	1		06/12/15 05:44	75-71-8	
1,1-Dichloroethane	ND	ug/L	1.0	1		06/12/15 05:44	75-34-3	
1,2-Dichloroethane	ND	ug/L	1.0	1		06/12/15 05:44	107-06-2	
1,1-Dichloroethene	ND	ug/L	1.0	1		06/12/15 05:44	75-35-4	
cis-1,2-Dichloroethene	ND	ug/L	1.0	1		06/12/15 05:44	156-59-2	
trans-1,2-Dichloroethene	ND	ug/L	1.0	1		06/12/15 05:44	156-60-5	
1,2-Dichloropropane	ND	ug/L	1.0	1		06/12/15 05:44	78-87-5	
1,3-Dichloropropane	ND	ug/L	1.0	1		06/12/15 05:44	142-28-9	
2,2-Dichloropropane	ND	ug/L	1.0	1		06/12/15 05:44	594-20-7	
1,1-Dichloropropene	ND	ug/L	1.0	1		06/12/15 05:44	563-58-6	
cis-1,3-Dichloropropene	ND	ug/L	1.0	1		06/12/15 05:44	10061-01-5	
trans-1,3-Dichloropropene	ND	ug/L	1.0	1		06/12/15 05:44	10061-02-6	
Diisopropyl ether	ND	ug/L	1.0	1		06/12/15 05:44	108-20-3	
Ethylbenzene	ND	ug/L	1.0	1		06/12/15 05:44	100-41-4	
Hexachloro-1,3-butadiene	ND	ug/L	1.0	1		06/12/15 05:44	87-68-3	
2-Hexanone	ND	ug/L	5.0	1		06/12/15 05:44	591-78-6	
p-Isopropyltoluene	ND	ug/L	1.0	1		06/12/15 05:44	99-87-6	
Methylene Chloride	ND	ug/L	2.0	1		06/12/15 05:44	75-09-2	
4-Methyl-2-pentanone (MIBK)	ND	ug/L	5.0	1		06/12/15 05:44	108-10-1	
Methyl-tert-butyl ether	ND	ug/L	1.0	1		06/12/15 05:44	1634-04-4	
Naphthalene	ND	ug/L	1.0	1		06/12/15 05:44	91-20-3	
Styrene	ND	ug/L	1.0	1		06/12/15 05:44	100-42-5	
1,1,1,2-Tetrachloroethane	ND	ug/L	1.0	1		06/12/15 05:44	630-20-6	
1,1,2,2-Tetrachloroethane	ND	ug/L	1.0	1		06/12/15 05:44	79-34-5	
Tetrachloroethene	ND	ug/L	1.0	1		06/12/15 05:44	127-18-4	
Toluene	**1.0**	ug/L	1.0	1		06/12/15 05:44	108-88-3	
1,2,3-Trichlorobenzene	ND	ug/L	1.0	1		06/12/15 05:44	87-61-6	
1,2,4-Trichlorobenzene	ND	ug/L	1.0	1		06/12/15 05:44	120-82-1	
1,1,1-Trichloroethane	ND	ug/L	1.0	1		06/12/15 05:44	71-55-6	
1,1,2-Trichloroethane	ND	ug/L	1.0	1		06/12/15 05:44	79-00-5	
Trichloroethene	**1.6**	ug/L	1.0	1		06/12/15 05:44	79-01-6	
Trichlorofluoromethane	ND	ug/L	1.0	1		06/12/15 05:44	75-69-4	
1,2,3-Trichloropropane	ND	ug/L	1.0	1		06/12/15 05:44	96-18-4	
Vinyl acetate	ND	ug/L	2.0	1		06/12/15 05:44	108-05-4	
Vinyl chloride	ND	ug/L	1.0	1		06/12/15 05:44	75-01-4	
Xylene (Total)	ND	ug/L	2.0	1		06/12/15 05:44	1330-20-7	
m&p-Xylene	ND	ug/L	2.0	1		06/12/15 05:44	179601-23-1	
o-Xylene	ND	ug/L	1.0	1		06/12/15 05:44	95-47-6	
Surrogates								
4-Bromofluorobenzene (S)	93	%	70-130	1		06/12/15 05:44	460-00-4	
1,2-Dichloroethane-d4 (S)	100	%	70-130	1		06/12/15 05:44	17060-07-0	
Toluene-d8 (S)	99	%	70-130	1		06/12/15 05:44	2037-26-5	

This report shall not be reproduced, except in full,
without the written consent of Pace Analytical Services, Inc..

Pace Analytical Services, Inc.
9800 Kincey Ave. Suite 100
Huntersville, NC 28078
(704)875-9092

ANALYTICAL RESULTS

Project: LEGION INDUSTRY
Pace Project No.: 92253407

Sample: MW17 **Lab ID: 92253407004** Collected: 06/05/15 11:10 Received: 06/09/15 09:45 Matrix: Water

Parameters	Results	Units	Report Limit	DF	Prepared	Analyzed	CAS No.	Qual
8081 Organochlorine Pesticides	Analytical Method: EPA 8081 Preparation Method: EPA 3510							
Aldrin	ND	ug/L	0.050	1	06/10/15 17:00	06/13/15 02:30	309-00-2	
alpha-BHC	**0.41**	ug/L	0.050	1	06/10/15 17:00	06/13/15 02:30	319-84-6	
beta-BHC	**0.75**	ug/L	0.050	1	06/10/15 17:00	06/13/15 02:30	319-85-7	
delta-BHC	**0.52**	ug/L	0.050	1	06/10/15 17:00	06/13/15 02:30	319-86-8	
gamma-BHC (Lindane)	**0.066**	ug/L	0.050	1	06/10/15 17:00	06/13/15 02:30	58-89-9	
Chlordane (Technical)	ND	ug/L	0.20	1	06/10/15 17:00	06/13/15 02:30	57-74-9	
4,4'-DDD	ND	ug/L	0.050	1	06/10/15 17:00	06/13/15 02:30	72-54-8	
4,4'-DDE	ND	ug/L	0.050	1	06/10/15 17:00	06/13/15 02:30	72-55-9	
4,4'-DDT	ND	ug/L	0.050	1	06/10/15 17:00	06/13/15 02:30	50-29-3	
Dieldrin	ND	ug/L	0.050	1	06/10/15 17:00	06/13/15 02:30	60-57-1	
Endosulfan I	ND	ug/L	0.050	1	06/10/15 17:00	06/13/15 02:30	959-98-8	
Endosulfan II	ND	ug/L	0.050	1	06/10/15 17:00	06/13/15 02:30	33213-65-9	
Endosulfan sulfate	ND	ug/L	0.050	1	06/10/15 17:00	06/13/15 02:30	1031-07-8	
Endrin	ND	ug/L	0.050	1	06/10/15 17:00	06/13/15 02:30	72-20-8	
Endrin aldehyde	ND	ug/L	0.050	1	06/10/15 17:00	06/13/15 02:30	7421-93-4	
Endrin ketone	**0.29**	ug/L	0.050	1	06/10/15 17:00	06/13/15 02:30	53494-70-5	
Heptachlor	ND	ug/L	0.050	1	06/10/15 17:00	06/13/15 02:30	76-44-8	
Heptachlor epoxide	ND	ug/L	0.050	1	06/10/15 17:00	06/13/15 02:30	1024-57-3	
Hexachlorobenzene	ND	ug/L	0.050	1	06/10/15 17:00	06/13/15 02:30	118-74-1	
Methoxychlor	ND	ug/L	0.15	1	06/10/15 17:00	06/13/15 02:30	72-43-5	
Mirex	ND	ug/L	0.15	1	06/10/15 17:00	06/13/15 02:30	2385-85-5	
Toxaphene	ND	ug/L	0.20	1	06/10/15 17:00	06/13/15 02:30	8001-35-2	
Surrogates								
Tetrachloro-m-xylene (S)	96	%	20-130	1	06/10/15 17:00	06/13/15 02:30	877-09-8	
Decachlorobiphenyl (S)	76	%	20-130	1	06/10/15 17:00	06/13/15 02:30	2051-24-3	
8260 MSV Low Level	Analytical Method: EPA 8260							
Acetone	ND	ug/L	500	20		06/12/15 08:33	67-64-1	
Benzene	ND	ug/L	20.0	20		06/12/15 08:33	71-43-2	
Bromobenzene	ND	ug/L	20.0	20		06/12/15 08:33	108-86-1	
Bromochloromethane	ND	ug/L	20.0	20		06/12/15 08:33	74-97-5	
Bromodichloromethane	ND	ug/L	20.0	20		06/12/15 08:33	75-27-4	
Bromoform	ND	ug/L	20.0	20		06/12/15 08:33	75-25-2	
Bromomethane	ND	ug/L	40.0	20		06/12/15 08:33	74-83-9	
2-Butanone (MEK)	ND	ug/L	100	20		06/12/15 08:33	78-93-3	
Carbon tetrachloride	ND	ug/L	20.0	20		06/12/15 08:33	56-23-5	
Chlorobenzene	ND	ug/L	20.0	20		06/12/15 08:33	108-90-7	
Chloroethane	ND	ug/L	20.0	20		06/12/15 08:33	75-00-3	
Chloroform	ND	ug/L	20.0	20		06/12/15 08:33	67-66-3	
Chloromethane	ND	ug/L	20.0	20		06/12/15 08:33	74-87-3	
2-Chlorotoluene	ND	ug/L	20.0	20		06/12/15 08:33	95-49-8	
4-Chlorotoluene	ND	ug/L	20.0	20		06/12/15 08:33	106-43-4	
1,2-Dibromo-3-chloropropane	ND	ug/L	40.0	20		06/12/15 08:33	96-12-8	
Dibromochloromethane	ND	ug/L	20.0	20		06/12/15 08:33	124-48-1	
1,2-Dibromoethane (EDB)	ND	ug/L	20.0	20		06/12/15 08:33	106-93-4	
Dibromomethane	ND	ug/L	20.0	20		06/12/15 08:33	74-95-3	
1,2-Dichlorobenzene	ND	ug/L	20.0	20		06/12/15 08:33	95-50-1	

This report shall not be reproduced, except in full,
without the written consent of Pace Analytical Services, Inc..

Pace Analytical Services, Inc.
9800 Kincey Ave. Suite 100
Huntersville, NC 28078
(704)875-9092

ANALYTICAL RESULTS

Project: LEGION INDUSTRY
Pace Project No.: 92253407

Sample: MW17 **Lab ID: 92253407004** Collected: 06/05/15 11:10 Received: 06/09/15 09:45 Matrix: Water

Parameters	Results	Units	Report Limit	DF	Prepared	Analyzed	CAS No.	Qual
8260 MSV Low Level	Analytical Method: EPA 8260							
1,3-Dichlorobenzene	ND	ug/L	20.0	20		06/12/15 08:33	541-73-1	
1,4-Dichlorobenzene	ND	ug/L	20.0	20		06/12/15 08:33	106-46-7	
Dichlorodifluoromethane	ND	ug/L	20.0	20		06/12/15 08:33	75-71-8	
1,1-Dichloroethane	ND	ug/L	20.0	20		06/12/15 08:33	75-34-3	
1,2-Dichloroethane	ND	ug/L	20.0	20		06/12/15 08:33	107-06-2	
1,1-Dichloroethene	ND	ug/L	20.0	20		06/12/15 08:33	75-35-4	
cis-1,2-Dichloroethene	**1010**	ug/L	20.0	20		06/12/15 08:33	156-59-2	
trans-1,2-Dichloroethene	ND	ug/L	20.0	20		06/12/15 08:33	156-60-5	
1,2-Dichloropropane	ND	ug/L	20.0	20		06/12/15 08:33	78-87-5	
1,3-Dichloropropane	ND	ug/L	20.0	20		06/12/15 08:33	142-28-9	
2,2-Dichloropropane	ND	ug/L	20.0	20		06/12/15 08:33	594-20-7	
1,1-Dichloropropene	ND	ug/L	20.0	20		06/12/15 08:33	563-58-6	
cis-1,3-Dichloropropene	ND	ug/L	20.0	20		06/12/15 08:33	10061-01-5	
trans-1,3-Dichloropropene	ND	ug/L	20.0	20		06/12/15 08:33	10061-02-6	
Diisopropyl ether	ND	ug/L	20.0	20		06/12/15 08:33	108-20-3	
Ethylbenzene	ND	ug/L	20.0	20		06/12/15 08:33	100-41-4	
Hexachloro-1,3-butadiene	ND	ug/L	20.0	20		06/12/15 08:33	87-68-3	
2-Hexanone	ND	ug/L	100	20		06/12/15 08:33	591-78-6	
p-Isopropyltoluene	ND	ug/L	20.0	20		06/12/15 08:33	99-87-6	
Methylene Chloride	**53.5**	ug/L	40.0	20		06/12/15 08:33	75-09-2	C9
4-Methyl-2-pentanone (MIBK)	ND	ug/L	100	20		06/12/15 08:33	108-10-1	
Methyl-tert-butyl ether	ND	ug/L	20.0	20		06/12/15 08:33	1634-04-4	
Naphthalene	ND	ug/L	20.0	20		06/12/15 08:33	91-20-3	
Styrene	ND	ug/L	20.0	20		06/12/15 08:33	100-42-5	
1,1,1,2-Tetrachloroethane	ND	ug/L	20.0	20		06/12/15 08:33	630-20-6	
1,1,2,2-Tetrachloroethane	ND	ug/L	20.0	20		06/12/15 08:33	79-34-5	
Tetrachloroethene	ND	ug/L	20.0	20		06/12/15 08:33	127-18-4	
Toluene	ND	ug/L	20.0	20		06/12/15 08:33	108-88-3	
1,2,3-Trichlorobenzene	ND	ug/L	20.0	20		06/12/15 08:33	87-61-6	
1,2,4-Trichlorobenzene	ND	ug/L	20.0	20		06/12/15 08:33	120-82-1	
1,1,1-Trichloroethane	ND	ug/L	20.0	20		06/12/15 08:33	71-55-6	
1,1,2-Trichloroethane	ND	ug/L	20.0	20		06/12/15 08:33	79-00-5	
Trichloroethene	**976**	ug/L	20.0	20		06/12/15 08:33	79-01-6	
Trichlorofluoromethane	ND	ug/L	20.0	20		06/12/15 08:33	75-69-4	
1,2,3-Trichloropropane	ND	ug/L	20.0	20		06/12/15 08:33	96-18-4	
Vinyl acetate	ND	ug/L	40.0	20		06/12/15 08:33	108-05-4	
Vinyl chloride	**22.6**	ug/L	20.0	20		06/12/15 08:33	75-01-4	
Xylene (Total)	ND	ug/L	40.0	20		06/12/15 08:33	1330-20-7	
m&p-Xylene	ND	ug/L	40.0	20		06/12/15 08:33	179601-23-1	
o-Xylene	ND	ug/L	20.0	20		06/12/15 08:33	95-47-6	
Surrogates								
4-Bromofluorobenzene (S)	93	%	70-130	20		06/12/15 08:33	460-00-4	
1,2-Dichloroethane-d4 (S)	103	%	70-130	20		06/12/15 08:33	17060-07-0	
Toluene-d8 (S)	98	%	70-130	20		06/12/15 08:33	2037-26-5	

This report shall not be reproduced, except in full,
without the written consent of Pace Analytical Services, Inc..

Pace Analytical Services, Inc.
9800 Kincey Ave. Suite 100
Huntersville, NC 28078
(704)875-9092

ANALYTICAL RESULTS

Project: LEGION INDUSTRY
Pace Project No.: 92253407

Sample: MW16 **Lab ID: 92253407005** Collected: 06/05/15 11:55 Received: 06/09/15 09:45 Matrix: Water

Parameters	Results	Units	Report Limit	DF	Prepared	Analyzed	CAS No.	Qual
8081 Organochlorine Pesticides	Analytical Method: EPA 8081 Preparation Method: EPA 3510							
Aldrin	ND	ug/L	1.0	20	06/10/15 17:00	06/15/15 13:56	309-00-2	
alpha-BHC	ND	ug/L	1.0	20	06/10/15 17:00	06/15/15 13:56	319-84-6	
beta-BHC	**1.9**	ug/L	1.0	20	06/10/15 17:00	06/15/15 13:56	319-85-7	
delta-BHC	**5.4**	ug/L	1.0	20	06/10/15 17:00	06/15/15 13:56	319-86-8	
gamma-BHC (Lindane)	ND	ug/L	1.0	20	06/10/15 17:00	06/15/15 13:56	58-89-9	
Chlordane (Technical)	ND	ug/L	4.0	20	06/10/15 17:00	06/15/15 13:56	57-74-9	
4,4'-DDD	**1.4**	ug/L	1.0	20	06/10/15 17:00	06/15/15 13:56	72-54-8	
4,4'-DDE	**1.0**	ug/L	1.0	20	06/10/15 17:00	06/15/15 13:56	72-55-9	
4,4'-DDT	ND	ug/L	1.0	20	06/10/15 17:00	06/15/15 13:56	50-29-3	
Dieldrin	ND	ug/L	1.0	20	06/10/15 17:00	06/15/15 13:56	60-57-1	
Endosulfan I	ND	ug/L	1.0	20	06/10/15 17:00	06/15/15 13:56	959-98-8	
Endosulfan II	ND	ug/L	1.0	20	06/10/15 17:00	06/15/15 13:56	33213-65-9	
Endosulfan sulfate	ND	ug/L	1.0	20	06/10/15 17:00	06/15/15 13:56	1031-07-8	
Endrin	ND	ug/L	1.0	20	06/10/15 17:00	06/15/15 13:56	72-20-8	
Endrin aldehyde	ND	ug/L	1.0	20	06/10/15 17:00	06/15/15 13:56	7421-93-4	
Endrin ketone	ND	ug/L	1.0	20	06/10/15 17:00	06/15/15 13:56	53494-70-5	
Heptachlor	ND	ug/L	1.0	20	06/10/15 17:00	06/15/15 13:56	76-44-8	
Heptachlor epoxide	ND	ug/L	1.0	20	06/10/15 17:00	06/15/15 13:56	1024-57-3	
Hexachlorobenzene	ND	ug/L	1.0	20	06/10/15 17:00	06/15/15 13:56	118-74-1	
Methoxychlor	ND	ug/L	3.0	20	06/10/15 17:00	06/15/15 13:56	72-43-5	
Mirex	ND	ug/L	3.0	20	06/10/15 17:00	06/15/15 13:56	2385-85-5	
Toxaphene	ND	ug/L	4.0	20	06/10/15 17:00	06/15/15 13:56	8001-35-2	
Surrogates								
Tetrachloro-m-xylene (S)	0	%	20-130	20	06/10/15 17:00	06/15/15 13:56	877-09-8	S4
Decachlorobiphenyl (S)	0	%	20-130	20	06/10/15 17:00	06/15/15 13:56	2051-24-3	S4
8260 MSV Low Level	Analytical Method: EPA 8260							
Acetone	ND	ug/L	25.0	1		06/12/15 06:01	67-64-1	
Benzene	**3.2**	ug/L	1.0	1		06/12/15 06:01	71-43-2	
Bromobenzene	ND	ug/L	1.0	1		06/12/15 06:01	108-86-1	
Bromochloromethane	ND	ug/L	1.0	1		06/12/15 06:01	74-97-5	
Bromodichloromethane	ND	ug/L	1.0	1		06/12/15 06:01	75-27-4	
Bromoform	ND	ug/L	1.0	1		06/12/15 06:01	75-25-2	
Bromomethane	ND	ug/L	2.0	1		06/12/15 06:01	74-83-9	
2-Butanone (MEK)	ND	ug/L	5.0	1		06/12/15 06:01	78-93-3	
Carbon tetrachloride	ND	ug/L	1.0	1		06/12/15 06:01	56-23-5	
Chlorobenzene	**11.7**	ug/L	1.0	1		06/12/15 06:01	108-90-7	
Chloroethane	ND	ug/L	1.0	1		06/12/15 06:01	75-00-3	
Chloroform	ND	ug/L	1.0	1		06/12/15 06:01	67-66-3	
Chloromethane	ND	ug/L	1.0	1		06/12/15 06:01	74-87-3	
2-Chlorotoluene	ND	ug/L	1.0	1		06/12/15 06:01	95-49-8	
4-Chlorotoluene	ND	ug/L	1.0	1		06/12/15 06:01	106-43-4	
1,2-Dibromo-3-chloropropane	ND	ug/L	2.0	1		06/12/15 06:01	96-12-8	
Dibromochloromethane	ND	ug/L	1.0	1		06/12/15 06:01	124-48-1	
1,2-Dibromoethane (EDB)	ND	ug/L	1.0	1		06/12/15 06:01	106-93-4	
Dibromomethane	ND	ug/L	1.0	1		06/12/15 06:01	74-95-3	
1,2-Dichlorobenzene	ND	ug/L	1.0	1		06/12/15 06:01	95-50-1	

This report shall not be reproduced, except in full,
without the written consent of Pace Analytical Services, Inc..

Pace Analytical Services, Inc.
9800 Kincey Ave. Suite 100
Huntersville, NC 28078
(704)875-9092

ANALYTICAL RESULTS

Project: LEGION INDUSTRY
Pace Project No.: 92253407

Sample: MW16 **Lab ID: 92253407005** Collected: 06/05/15 11:55 Received: 06/09/15 09:45 Matrix: Water

Parameters	Results	Units	Report Limit	DF	Prepared	Analyzed	CAS No.	Qual
8260 MSV Low Level	Analytical Method: EPA 8260							
1,3-Dichlorobenzene	ND	ug/L	1.0	1		06/12/15 06:01	541-73-1	
1,4-Dichlorobenzene	**2.2**	ug/L	1.0	1		06/12/15 06:01	106-46-7	
Dichlorodifluoromethane	ND	ug/L	1.0	1		06/12/15 06:01	75-71-8	
1,1-Dichloroethane	ND	ug/L	1.0	1		06/12/15 06:01	75-34-3	
1,2-Dichloroethane	ND	ug/L	1.0	1		06/12/15 06:01	107-06-2	
1,1-Dichloroethene	ND	ug/L	1.0	1		06/12/15 06:01	75-35-4	
cis-1,2-Dichloroethene	**2.5**	ug/L	1.0	1		06/12/15 06:01	156-59-2	
trans-1,2-Dichloroethene	ND	ug/L	1.0	1		06/12/15 06:01	156-60-5	
1,2-Dichloropropane	ND	ug/L	1.0	1		06/12/15 06:01	78-87-5	
1,3-Dichloropropane	ND	ug/L	1.0	1		06/12/15 06:01	142-28-9	
2,2-Dichloropropane	ND	ug/L	1.0	1		06/12/15 06:01	594-20-7	
1,1-Dichloropropene	ND	ug/L	1.0	1		06/12/15 06:01	563-58-6	
cis-1,3-Dichloropropene	ND	ug/L	1.0	1		06/12/15 06:01	10061-01-5	
trans-1,3-Dichloropropene	ND	ug/L	1.0	1		06/12/15 06:01	10061-02-6	
Diisopropyl ether	ND	ug/L	1.0	1		06/12/15 06:01	108-20-3	
Ethylbenzene	ND	ug/L	1.0	1		06/12/15 06:01	100-41-4	
Hexachloro-1,3-butadiene	ND	ug/L	1.0	1		06/12/15 06:01	87-68-3	
2-Hexanone	ND	ug/L	5.0	1		06/12/15 06:01	591-78-6	
p-Isopropyltoluene	ND	ug/L	1.0	1		06/12/15 06:01	99-87-6	
Methylene Chloride	ND	ug/L	2.0	1		06/12/15 06:01	75-09-2	
4-Methyl-2-pentanone (MIBK)	ND	ug/L	5.0	1		06/12/15 06:01	108-10-1	
Methyl-tert-butyl ether	ND	ug/L	1.0	1		06/12/15 06:01	1634-04-4	
Naphthalene	ND	ug/L	1.0	1		06/12/15 06:01	91-20-3	
Styrene	ND	ug/L	1.0	1		06/12/15 06:01	100-42-5	
1,1,1,2-Tetrachloroethane	ND	ug/L	1.0	1		06/12/15 06:01	630-20-6	
1,1,2,2-Tetrachloroethane	ND	ug/L	1.0	1		06/12/15 06:01	79-34-5	
Tetrachloroethene	ND	ug/L	1.0	1		06/12/15 06:01	127-18-4	
Toluene	ND	ug/L	1.0	1		06/12/15 06:01	108-88-3	
1,2,3-Trichlorobenzene	ND	ug/L	1.0	1		06/12/15 06:01	87-61-6	
1,2,4-Trichlorobenzene	ND	ug/L	1.0	1		06/12/15 06:01	120-82-1	
1,1,1-Trichloroethane	ND	ug/L	1.0	1		06/12/15 06:01	71-55-6	
1,1,2-Trichloroethane	ND	ug/L	1.0	1		06/12/15 06:01	79-00-5	
Trichloroethene	**5.6**	ug/L	1.0	1		06/12/15 06:01	79-01-6	
Trichlorofluoromethane	ND	ug/L	1.0	1		06/12/15 06:01	75-69-4	
1,2,3-Trichloropropane	ND	ug/L	1.0	1		06/12/15 06:01	96-18-4	
Vinyl acetate	ND	ug/L	2.0	1		06/12/15 06:01	108-05-4	
Vinyl chloride	**6.6**	ug/L	1.0	1		06/12/15 06:01	75-01-4	
Xylene (Total)	ND	ug/L	2.0	1		06/12/15 06:01	1330-20-7	
m&p-Xylene	ND	ug/L	2.0	1		06/12/15 06:01	179601-23-1	
o-Xylene	ND	ug/L	1.0	1		06/12/15 06:01	95-47-6	
Surrogates								
4-Bromofluorobenzene (S)	95	%	70-130	1		06/12/15 06:01	460-00-4	
1,2-Dichloroethane-d4 (S)	101	%	70-130	1		06/12/15 06:01	17060-07-0	
Toluene-d8 (S)	99	%	70-130	1		06/12/15 06:01	2037-26-5	

This report shall not be reproduced, except in full,
without the written consent of Pace Analytical Services, Inc..

Pace Analytical Services, Inc.
9800 Kincey Ave. Suite 100
Huntersville, NC 28078
(704)875-9092

ANALYTICAL RESULTS

Project: LEGION INDUSTRY
Pace Project No.: 92253407

Sample: MW9 **Lab ID: 92253407006** Collected: 06/05/15 13:30 Received: 06/09/15 09:45 Matrix: Water

Parameters	Results	Units	Report Limit	DF	Prepared	Analyzed	CAS No.	Qual
8081 Organochlorine Pesticides	Analytical Method: EPA 8081 Preparation Method: EPA 3510							
Aldrin	ND	ug/L	0.050	1	06/12/15 13:45	06/15/15 20:07	309-00-2	
alpha-BHC	ND	ug/L	0.050	1	06/12/15 13:45	06/15/15 20:07	319-84-6	
beta-BHC	ND	ug/L	0.050	1	06/12/15 13:45	06/15/15 20:07	319-85-7	
delta-BHC	ND	ug/L	0.050	1	06/12/15 13:45	06/15/15 20:07	319-86-8	
gamma-BHC (Lindane)	ND	ug/L	0.050	1	06/12/15 13:45	06/15/15 20:07	58-89-9	
Chlordane (Technical)	ND	ug/L	0.20	1	06/12/15 13:45	06/15/15 20:07	57-74-9	
4,4'-DDD	**0.088**	ug/L	0.050	1	06/12/15 13:45	06/15/15 20:07	72-54-8	
4,4'-DDE	ND	ug/L	0.050	1	06/12/15 13:45	06/15/15 20:07	72-55-9	
4,4'-DDT	ND	ug/L	0.050	1	06/12/15 13:45	06/15/15 20:07	50-29-3	
Dieldrin	**0.16**	ug/L	0.050	1	06/12/15 13:45	06/15/15 20:07	60-57-1	
Endosulfan I	ND	ug/L	0.050	1	06/12/15 13:45	06/15/15 20:07	959-98-8	
Endosulfan II	ND	ug/L	0.050	1	06/12/15 13:45	06/15/15 20:07	33213-65-9	
Endosulfan sulfate	ND	ug/L	0.050	1	06/12/15 13:45	06/15/15 20:07	1031-07-8	
Endrin	ND	ug/L	0.050	1	06/12/15 13:45	06/15/15 20:07	72-20-8	
Endrin aldehyde	ND	ug/L	0.050	1	06/12/15 13:45	06/15/15 20:07	7421-93-4	
Endrin ketone	ND	ug/L	0.050	1	06/12/15 13:45	06/15/15 20:07	53494-70-5	
Heptachlor	ND	ug/L	0.050	1	06/12/15 13:45	06/15/15 20:07	76-44-8	
Heptachlor epoxide	ND	ug/L	0.050	1	06/12/15 13:45	06/15/15 20:07	1024-57-3	
Hexachlorobenzene	ND	ug/L	0.050	1	06/12/15 13:45	06/15/15 20:07	118-74-1	
Methoxychlor	ND	ug/L	0.15	1	06/12/15 13:45	06/15/15 20:07	72-43-5	
Mirex	ND	ug/L	0.15	1	06/12/15 13:45	06/15/15 20:07	2385-85-5	
Toxaphene	ND	ug/L	0.20	1	06/12/15 13:45	06/15/15 20:07	8001-35-2	
Surrogates								
Tetrachloro-m-xylene (S)	69	%	20-130	1	06/12/15 13:45	06/15/15 20:07	877-09-8	
Decachlorobiphenyl (S)	104	%	20-130	1	06/12/15 13:45	06/15/15 20:07	2051-24-3	
8260 MSV Low Level	Analytical Method: EPA 8260							
Acetone	ND	ug/L	25.0	1		06/12/15 06:18	67-64-1	
Benzene	ND	ug/L	1.0	1		06/12/15 06:18	71-43-2	
Bromobenzene	ND	ug/L	1.0	1		06/12/15 06:18	108-86-1	
Bromochloromethane	ND	ug/L	1.0	1		06/12/15 06:18	74-97-5	
Bromodichloromethane	ND	ug/L	1.0	1		06/12/15 06:18	75-27-4	
Bromoform	ND	ug/L	1.0	1		06/12/15 06:18	75-25-2	
Bromomethane	ND	ug/L	2.0	1		06/12/15 06:18	74-83-9	
2-Butanone (MEK)	ND	ug/L	5.0	1		06/12/15 06:18	78-93-3	
Carbon tetrachloride	ND	ug/L	1.0	1		06/12/15 06:18	56-23-5	
Chlorobenzene	ND	ug/L	1.0	1		06/12/15 06:18	108-90-7	
Chloroethane	ND	ug/L	1.0	1		06/12/15 06:18	75-00-3	
Chloroform	ND	ug/L	1.0	1		06/12/15 06:18	67-66-3	
Chloromethane	ND	ug/L	1.0	1		06/12/15 06:18	74-87-3	
2-Chlorotoluene	ND	ug/L	1.0	1		06/12/15 06:18	95-49-8	
4-Chlorotoluene	ND	ug/L	1.0	1		06/12/15 06:18	106-43-4	
1,2-Dibromo-3-chloropropane	ND	ug/L	2.0	1		06/12/15 06:18	96-12-8	
Dibromochloromethane	ND	ug/L	1.0	1		06/12/15 06:18	124-48-1	
1,2-Dibromoethane (EDB)	ND	ug/L	1.0	1		06/12/15 06:18	106-93-4	
Dibromomethane	ND	ug/L	1.0	1		06/12/15 06:18	74-95-3	
1,2-Dichlorobenzene	ND	ug/L	1.0	1		06/12/15 06:18	95-50-1	

This report shall not be reproduced, except in full,
without the written consent of Pace Analytical Services, Inc..

Pace Analytical Services, Inc.
9800 Kincey Ave. Suite 100
Huntersville, NC 28078
(704)875-9092

ANALYTICAL RESULTS

Project: LEGION INDUSTRY
Pace Project No.: 92253407

Sample: MW9 **Lab ID: 92253407006** Collected: 06/05/15 13:30 Received: 06/09/15 09:45 Matrix: Water

Parameters	Results	Units	Report Limit	DF	Prepared	Analyzed	CAS No.	Qual
8260 MSV Low Level	Analytical Method: EPA 8260							
1,3-Dichlorobenzene	ND	ug/L	1.0	1		06/12/15 06:18	541-73-1	
1,4-Dichlorobenzene	ND	ug/L	1.0	1		06/12/15 06:18	106-46-7	
Dichlorodifluoromethane	ND	ug/L	1.0	1		06/12/15 06:18	75-71-8	
1,1-Dichloroethane	ND	ug/L	1.0	1		06/12/15 06:18	75-34-3	
1,2-Dichloroethane	ND	ug/L	1.0	1		06/12/15 06:18	107-06-2	
1,1-Dichloroethene	ND	ug/L	1.0	1		06/12/15 06:18	75-35-4	
cis-1,2-Dichloroethene	**2.8**	ug/L	1.0	1		06/12/15 06:18	156-59-2	
trans-1,2-Dichloroethene	ND	ug/L	1.0	1		06/12/15 06:18	156-60-5	
1,2-Dichloropropane	ND	ug/L	1.0	1		06/12/15 06:18	78-87-5	
1,3-Dichloropropane	ND	ug/L	1.0	1		06/12/15 06:18	142-28-9	
2,2-Dichloropropane	ND	ug/L	1.0	1		06/12/15 06:18	594-20-7	
1,1-Dichloropropene	ND	ug/L	1.0	1		06/12/15 06:18	563-58-6	
cis-1,3-Dichloropropene	ND	ug/L	1.0	1		06/12/15 06:18	10061-01-5	
trans-1,3-Dichloropropene	ND	ug/L	1.0	1		06/12/15 06:18	10061-02-6	
Diisopropyl ether	ND	ug/L	1.0	1		06/12/15 06:18	108-20-3	
Ethylbenzene	ND	ug/L	1.0	1		06/12/15 06:18	100-41-4	
Hexachloro-1,3-butadiene	ND	ug/L	1.0	1		06/12/15 06:18	87-68-3	
2-Hexanone	ND	ug/L	5.0	1		06/12/15 06:18	591-78-6	
p-Isopropyltoluene	ND	ug/L	1.0	1		06/12/15 06:18	99-87-6	
Methylene Chloride	ND	ug/L	2.0	1		06/12/15 06:18	75-09-2	
4-Methyl-2-pentanone (MIBK)	ND	ug/L	5.0	1		06/12/15 06:18	108-10-1	
Methyl-tert-butyl ether	ND	ug/L	1.0	1		06/12/15 06:18	1634-04-4	
Naphthalene	ND	ug/L	1.0	1		06/12/15 06:18	91-20-3	
Styrene	ND	ug/L	1.0	1		06/12/15 06:18	100-42-5	
1,1,1,2-Tetrachloroethane	ND	ug/L	1.0	1		06/12/15 06:18	630-20-6	
1,1,2,2-Tetrachloroethane	ND	ug/L	1.0	1		06/12/15 06:18	79-34-5	
Tetrachloroethene	ND	ug/L	1.0	1		06/12/15 06:18	127-18-4	
Toluene	ND	ug/L	1.0	1		06/12/15 06:18	108-88-3	
1,2,3-Trichlorobenzene	ND	ug/L	1.0	1		06/12/15 06:18	87-61-6	
1,2,4-Trichlorobenzene	ND	ug/L	1.0	1		06/12/15 06:18	120-82-1	
1,1,1-Trichloroethane	ND	ug/L	1.0	1		06/12/15 06:18	71-55-6	
1,1,2-Trichloroethane	ND	ug/L	1.0	1		06/12/15 06:18	79-00-5	
Trichloroethene	**8.5**	ug/L	1.0	1		06/12/15 06:18	79-01-6	
Trichlorofluoromethane	ND	ug/L	1.0	1		06/12/15 06:18	75-69-4	
1,2,3-Trichloropropane	ND	ug/L	1.0	1		06/12/15 06:18	96-18-4	
Vinyl acetate	ND	ug/L	2.0	1		06/12/15 06:18	108-05-4	
Vinyl chloride	ND	ug/L	1.0	1		06/12/15 06:18	75-01-4	
Xylene (Total)	ND	ug/L	2.0	1		06/12/15 06:18	1330-20-7	
m&p-Xylene	ND	ug/L	2.0	1		06/12/15 06:18	179601-23-1	
o-Xylene	ND	ug/L	1.0	1		06/12/15 06:18	95-47-6	
Surrogates								
4-Bromofluorobenzene (S)	94	%	70-130	1		06/12/15 06:18	460-00-4	
1,2-Dichloroethane-d4 (S)	101	%	70-130	1		06/12/15 06:18	17060-07-0	
Toluene-d8 (S)	98	%	70-130	1		06/12/15 06:18	2037-26-5	

This report shall not be reproduced, except in full,
without the written consent of Pace Analytical Services, Inc..

Pace Analytical Services, Inc.
9800 Kincey Ave. Suite 100
Huntersville, NC 28078
(704)875-9092

QUALITY CONTROL DATA

Project: LEGION INDUSTRY
Pace Project No.: 92253407

QC Batch: MSV/32103 Analysis Method: EPA 8260
QC Batch Method: EPA 8260 Analysis Description: 8260 MSV Low Level
Associated Lab Samples: 92253407001, 92253407002, 92253407003, 92253407004, 92253407005, 92253407006

METHOD BLANK: 1482710 Matrix: Water
Associated Lab Samples: 92253407001, 92253407002, 92253407003, 92253407004, 92253407005, 92253407006

Parameter	Units	Blank Result	Reporting Limit	Analyzed	Qualifiers
1,1,1,2-Tetrachloroethane	ug/L	ND	1.0	06/12/15 04:03	
1,1,1-Trichloroethane	ug/L	ND	1.0	06/12/15 04:03	
1,1,2,2-Tetrachloroethane	ug/L	ND	1.0	06/12/15 04:03	
1,1,2-Trichloroethane	ug/L	ND	1.0	06/12/15 04:03	
1,1-Dichloroethane	ug/L	ND	1.0	06/12/15 04:03	
1,1-Dichloroethene	ug/L	ND	1.0	06/12/15 04:03	
1,1-Dichloropropene	ug/L	ND	1.0	06/12/15 04:03	
1,2,3-Trichlorobenzene	ug/L	ND	1.0	06/12/15 04:03	
1,2,3-Trichloropropane	ug/L	ND	1.0	06/12/15 04:03	
1,2,4-Trichlorobenzene	ug/L	ND	1.0	06/12/15 04:03	
1,2-Dibromo-3-chloropropane	ug/L	ND	2.0	06/12/15 04:03	
1,2-Dibromoethane (EDB)	ug/L	ND	1.0	06/12/15 04:03	
1,2-Dichlorobenzene	ug/L	ND	1.0	06/12/15 04:03	
1,2-Dichloroethane	ug/L	ND	1.0	06/12/15 04:03	
1,2-Dichloropropane	ug/L	ND	1.0	06/12/15 04:03	
1,3-Dichlorobenzene	ug/L	ND	1.0	06/12/15 04:03	
1,3-Dichloropropane	ug/L	ND	1.0	06/12/15 04:03	
1,4-Dichlorobenzene	ug/L	ND	1.0	06/12/15 04:03	
2,2-Dichloropropane	ug/L	ND	1.0	06/12/15 04:03	
2-Butanone (MEK)	ug/L	ND	5.0	06/12/15 04:03	
2-Chlorotoluene	ug/L	ND	1.0	06/12/15 04:03	
2-Hexanone	ug/L	ND	5.0	06/12/15 04:03	
4-Chlorotoluene	ug/L	ND	1.0	06/12/15 04:03	
4-Methyl-2-pentanone (MIBK)	ug/L	ND	5.0	06/12/15 04:03	
Acetone	ug/L	ND	25.0	06/12/15 04:03	
Benzene	ug/L	ND	1.0	06/12/15 04:03	
Bromobenzene	ug/L	ND	1.0	06/12/15 04:03	
Bromochloromethane	ug/L	ND	1.0	06/12/15 04:03	
Bromodichloromethane	ug/L	ND	1.0	06/12/15 04:03	
Bromoform	ug/L	ND	1.0	06/12/15 04:03	
Bromomethane	ug/L	ND	2.0	06/12/15 04:03	
Carbon tetrachloride	ug/L	ND	1.0	06/12/15 04:03	
Chlorobenzene	ug/L	ND	1.0	06/12/15 04:03	
Chloroethane	ug/L	ND	1.0	06/12/15 04:03	
Chloroform	ug/L	ND	1.0	06/12/15 04:03	
Chloromethane	ug/L	ND	1.0	06/12/15 04:03	
cis-1,2-Dichloroethene	ug/L	ND	1.0	06/12/15 04:03	
cis-1,3-Dichloropropene	ug/L	ND	1.0	06/12/15 04:03	
Dibromochloromethane	ug/L	ND	1.0	06/12/15 04:03	
Dibromomethane	ug/L	ND	1.0	06/12/15 04:03	
Dichlorodifluoromethane	ug/L	ND	1.0	06/12/15 04:03	

Results presented on this page are in the units indicated by the "Units" column except where an alternate unit is presented to the right of the result.

This report shall not be reproduced, except in full,
without the written consent of Pace Analytical Services, Inc..

Pace Analytical Services, Inc.
9800 Kincey Ave. Suite 100
Huntersville, NC 28078
(704)875-9092

QUALITY CONTROL DATA

Project: LEGION INDUSTRY
Pace Project No.: 92253407

METHOD BLANK: 1482710 Matrix: Water
Associated Lab Samples: 92253407001, 92253407002, 92253407003, 92253407004, 92253407005, 92253407006

Parameter	Units	Blank Result	Reporting Limit	Analyzed	Qualifiers
Diisopropyl ether	ug/L	ND	1.0	06/12/15 04:03	
Ethylbenzene	ug/L	ND	1.0	06/12/15 04:03	
Hexachloro-1,3-butadiene	ug/L	ND	1.0	06/12/15 04:03	
m&p-Xylene	ug/L	ND	2.0	06/12/15 04:03	
Methyl-tert-butyl ether	ug/L	ND	1.0	06/12/15 04:03	
Methylene Chloride	ug/L	ND	2.0	06/12/15 04:03	
Naphthalene	ug/L	ND	1.0	06/12/15 04:03	
o-Xylene	ug/L	ND	1.0	06/12/15 04:03	
p-Isopropyltoluene	ug/L	ND	1.0	06/12/15 04:03	
Styrene	ug/L	ND	1.0	06/12/15 04:03	
Tetrachloroethene	ug/L	ND	1.0	06/12/15 04:03	
Toluene	ug/L	ND	1.0	06/12/15 04:03	
trans-1,2-Dichloroethene	ug/L	ND	1.0	06/12/15 04:03	
trans-1,3-Dichloropropene	ug/L	ND	1.0	06/12/15 04:03	
Trichloroethene	ug/L	ND	1.0	06/12/15 04:03	
Trichlorofluoromethane	ug/L	ND	1.0	06/12/15 04:03	
Vinyl acetate	ug/L	ND	2.0	06/12/15 04:03	
Vinyl chloride	ug/L	ND	1.0	06/12/15 04:03	
Xylene (Total)	ug/L	ND	2.0	06/12/15 04:03	
1,2-Dichloroethane-d4 (S)	%	100	70-130	06/12/15 04:03	
4-Bromofluorobenzene (S)	%	97	70-130	06/12/15 04:03	
Toluene-d8 (S)	%	99	70-130	06/12/15 04:03	

LABORATORY CONTROL SAMPLE: 1482711

Parameter	Units	Spike Conc.	LCS Result	LCS % Rec	% Rec Limits	Qualifiers
1,1,1,2-Tetrachloroethane	ug/L	50	55.8	112	70-130	
1,1,1-Trichloroethane	ug/L	50	47.4	95	70-130	
1,1,2,2-Tetrachloroethane	ug/L	50	56.6	113	70-130	
1,1,2-Trichloroethane	ug/L	50	53.2	106	70-130	
1,1-Dichloroethane	ug/L	50	50.9	102	70-130	
1,1-Dichloroethene	ug/L	50	50.3	101	70-132	
1,1-Dichloropropene	ug/L	50	54.2	108	70-130	
1,2,3-Trichlorobenzene	ug/L	50	54.4	109	70-135	
1,2,3-Trichloropropane	ug/L	50	55.6	111	70-130	
1,2,4-Trichlorobenzene	ug/L	50	58.4	117	70-134	
1,2-Dibromo-3-chloropropane	ug/L	50	61.1	122	70-130	
1,2-Dibromoethane (EDB)	ug/L	50	57.1	114	70-130	
1,2-Dichlorobenzene	ug/L	50	62.7	125	70-130	
1,2-Dichloroethane	ug/L	50	49.7	99	70-130	
1,2-Dichloropropane	ug/L	50	53.1	106	70-130	
1,3-Dichlorobenzene	ug/L	50	60.5	121	70-130	
1,3-Dichloropropane	ug/L	50	58.8	118	70-130	
1,4-Dichlorobenzene	ug/L	50	62.2	124	70-130	

Results presented on this page are in the units indicated by the "Units" column except where an alternate unit is presented to the right of the result.

This report shall not be reproduced, except in full,
without the written consent of Pace Analytical Services, Inc..

Pace Analytical Services, Inc.
9800 Kincey Ave. Suite 100
Huntersville, NC 28078
(704)875-9092

QUALITY CONTROL DATA

Project: LEGION INDUSTRY
Pace Project No.: 92253407

LABORATORY CONTROL SAMPLE: 1482711

Parameter	Units	Spike Conc.	LCS Result	LCS % Rec	% Rec Limits	Qualifiers
2,2-Dichloropropane	ug/L	50	44.6	89	58-145	
2-Butanone (MEK)	ug/L	100	108	108	70-145	
2-Chlorotoluene	ug/L	50	61.8	124	70-130	
2-Hexanone	ug/L	100	124	124	70-144	
4-Chlorotoluene	ug/L	50	61.7	123	70-130	
4-Methyl-2-pentanone (MIBK)	ug/L	100	110	110	70-140	
Acetone	ug/L	100	112	112	50-175	
Benzene	ug/L	50	53.5	107	70-130	
Bromobenzene	ug/L	50	61.0	122	70-130	
Bromochloromethane	ug/L	50	51.0	102	70-130	
Bromodichloromethane	ug/L	50	47.6	95	70-130	
Bromoform	ug/L	50	41.4	83	70-130	
Bromomethane	ug/L	50	57.7	115	54-130	
Carbon tetrachloride	ug/L	50	47.4	95	70-132	
Chlorobenzene	ug/L	50	58.2	116	70-130	
Chloroethane	ug/L	50	46.7	93	64-134	
Chloroform	ug/L	50	45.8	92	70-130	
Chloromethane	ug/L	50	57.7	115	64-130	
cis-1,2-Dichloroethene	ug/L	50	51.8	104	70-131	
cis-1,3-Dichloropropene	ug/L	50	49.9	100	70-130	
Dibromochloromethane	ug/L	50	49.6	99	70-130	
Dibromomethane	ug/L	50	50.4	101	70-131	
Dichlorodifluoromethane	ug/L	50	52.2	104	56-130	
Diisopropyl ether	ug/L	50	54.0	108	70-130	
Ethylbenzene	ug/L	50	55.4	111	70-130	
Hexachloro-1,3-butadiene	ug/L	50	45.8	92	70-130	
m&p-Xylene	ug/L	100	111	111	70-130	
Methyl-tert-butyl ether	ug/L	50	47.6	95	70-130	
Methylene Chloride	ug/L	50	63.9	128	63-130	
Naphthalene	ug/L	50	58.1	116	70-138	
o-Xylene	ug/L	50	55.6	111	70-130	
p-Isopropyltoluene	ug/L	50	59.7	119	70-130	
Styrene	ug/L	50	60.3	121	70-130	
Tetrachloroethene	ug/L	50	53.4	107	70-130	
Toluene	ug/L	50	51.5	103	70-130	
trans-1,2-Dichloroethene	ug/L	50	50.5	101	70-130	
trans-1,3-Dichloropropene	ug/L	50	51.1	102	70-132	
Trichloroethene	ug/L	50	50.0	100	70-130	
Trichlorofluoromethane	ug/L	50	47.6	95	62-133	
Vinyl acetate	ug/L	100	110	110	66-157	
Vinyl chloride	ug/L	50	53.6	107	50-150	
Xylene (Total)	ug/L	150	166	111	70-130	
1,2-Dichloroethane-d4 (S)	%			97	70-130	
4-Bromofluorobenzene (S)	%			95	70-130	
Toluene-d8 (S)	%			98	70-130	

Results presented on this page are in the units indicated by the "Units" column except where an alternate unit is presented to the right of the result.

This report shall not be reproduced, except in full,
without the written consent of Pace Analytical Services, Inc..

Pace Analytical Services, Inc.
9800 Kincey Ave. Suite 100
Huntersville, NC 28078
(704)875-9092

QUALITY CONTROL DATA

Project: LEGION INDUSTRY
Pace Project No.: 92253407

MATRIX SPIKE SAMPLE: 1482712

Parameter	Units	92253407002 Result	Spike Conc.	MS Result	MS % Rec	% Rec Limits	Qualifiers
1,1,1,2-Tetrachloroethane	ug/L	ND	20	23.7	118	70-130	
1,1,1-Trichloroethane	ug/L	ND	20	21.8	109	70-130	
1,1,2,2-Tetrachloroethane	ug/L	ND	20	23.7	119	70-130	
1,1,2-Trichloroethane	ug/L	ND	20	21.7	109	70-130	
1,1-Dichloroethane	ug/L	ND	20	22.5	112	70-130	
1,1-Dichloroethene	ug/L	ND	20	23.6	117	70-166	
1,1-Dichloropropene	ug/L	ND	20	25.7	128	70-130	
1,2,3-Trichlorobenzene	ug/L	ND	20	24.1	120	70-130	
1,2,3-Trichloropropane	ug/L	ND	20	23.4	117	70-130	
1,2,4-Trichlorobenzene	ug/L	ND	20	25.8	129	70-130	
1,2-Dibromo-3-chloropropane	ug/L	ND	20	23.9	120	70-130	
1,2-Dibromoethane (EDB)	ug/L	ND	20	24.4	122	70-130	
1,2-Dichlorobenzene	ug/L	ND	20	27.2	136	70-130	M1
1,2-Dichloroethane	ug/L	ND	20	21.2	106	70-130	
1,2-Dichloropropane	ug/L	ND	20	22.4	112	70-130	
1,3-Dichlorobenzene	ug/L	ND	20	25.7	128	70-130	
1,3-Dichloropropane	ug/L	ND	20	24.5	123	70-130	
1,4-Dichlorobenzene	ug/L	2.0	20	28.5	133	70-130	M1
2,2-Dichloropropane	ug/L	ND	20	23.0	115	70-130	
2-Butanone (MEK)	ug/L	ND	40	44.6	112	70-130	
2-Chlorotoluene	ug/L	ND	20	26.4	132	70-130	M1
2-Hexanone	ug/L	ND	40	49.0	123	70-130	
4-Chlorotoluene	ug/L	ND	20	26.0	130	70-130	
4-Methyl-2-pentanone (MIBK)	ug/L	ND	40	45.0	112	70-130	
Acetone	ug/L	ND	40	44.5	103	70-130	
Benzene	ug/L	3.5	20	27.6	120	70-148	
Bromobenzene	ug/L	ND	20	26.4	132	70-130	M1
Bromochloromethane	ug/L	ND	20	21.9	109	70-130	
Bromodichloromethane	ug/L	ND	20	20.7	103	70-130	
Bromoform	ug/L	ND	20	20.0	100	70-130	
Bromomethane	ug/L	ND	20	27.1	135	70-130	M1
Carbon tetrachloride	ug/L	ND	20	23.8	119	70-130	
Chlorobenzene	ug/L	12.3	20	37.2	125	70-146	
Chloroethane	ug/L	ND	20	22.9	114	70-130	
Chloroform	ug/L	ND	20	20.0	100	70-130	
Chloromethane	ug/L	ND	20	23.7	118	70-130	
cis-1,2-Dichloroethene	ug/L	145	20	163	89	70-130	
cis-1,3-Dichloropropene	ug/L	ND	20	21.6	108	70-130	
Dibromochloromethane	ug/L	ND	20	21.4	107	70-130	
Dibromomethane	ug/L	ND	20	22.1	110	70-130	
Dichlorodifluoromethane	ug/L	ND	20	22.2	111	70-130	
Diisopropyl ether	ug/L	ND	20	22.7	114	70-130	
Ethylbenzene	ug/L	2.3	20	27.5	126	70-130	
Hexachloro-1,3-butadiene	ug/L	ND	20	26.3	132	70-130	M1
m&p-Xylene	ug/L	2.7	40	52.3	124	70-130	
Methyl-tert-butyl ether	ug/L	ND	20	20.8	104	70-130	
Methylene Chloride	ug/L	ND	20	24.5	123	70-130	

Results presented on this page are in the units indicated by the "Units" column except where an alternate unit is presented to the right of the result.

This report shall not be reproduced, except in full,
without the written consent of Pace Analytical Services, Inc..

Pace Analytical Services, Inc.
9800 Kincey Ave. Suite 100
Huntersville, NC 28078
(704)875-9092

QUALITY CONTROL DATA

Project: LEGION INDUSTRY
Pace Project No.: 92253407

MATRIX SPIKE SAMPLE: 1482712

Parameter	Units	92253407002 Result	Spike Conc.	MS Result	MS % Rec	% Rec Limits	Qualifiers
Naphthalene	ug/L	5.5	20	30.4	125	70-130	
o-Xylene	ug/L	5.1	20	29.9	124	70-130	
p-Isopropyltoluene	ug/L	ND	20	29.4	147	70-130	M1
Styrene	ug/L	ND	20	26.2	131	70-130	M1
Tetrachloroethene	ug/L	ND	20	25.2	126	70-130	
Toluene	ug/L	ND	20	23.2	114	70-155	
trans-1,2-Dichloroethene	ug/L	ND	20	23.4	113	70-130	
trans-1,3-Dichloropropene	ug/L	ND	20	22.4	112	70-130	
Trichloroethene	ug/L	2.0	20	24.5	112	69-151	
Trichlorofluoromethane	ug/L	ND	20	22.6	113	70-130	
Vinyl acetate	ug/L	ND	40	46.2	116	70-130	
Vinyl chloride	ug/L	120	20	147	135	70-130	M1
1,2-Dichloroethane-d4 (S)	%				100	70-130	
4-Bromofluorobenzene (S)	%				98	70-130	
Toluene-d8 (S)	%				98	70-130	

SAMPLE DUPLICATE: 1482713

Parameter	Units	92253407003 Result	Dup Result	RPD	Qualifiers
1,1,1,2-Tetrachloroethane	ug/L	ND	ND		
1,1,1-Trichloroethane	ug/L	ND	ND		
1,1,2,2-Tetrachloroethane	ug/L	ND	ND		
1,1,2-Trichloroethane	ug/L	ND	ND		
1,1-Dichloroethane	ug/L	ND	ND		
1,1-Dichloroethene	ug/L	ND	ND		
1,1-Dichloropropene	ug/L	ND	ND		
1,2,3-Trichlorobenzene	ug/L	ND	ND		
1,2,3-Trichloropropane	ug/L	ND	ND		
1,2,4-Trichlorobenzene	ug/L	ND	ND		
1,2-Dibromo-3-chloropropane	ug/L	ND	ND		
1,2-Dibromoethane (EDB)	ug/L	ND	ND		
1,2-Dichlorobenzene	ug/L	ND	ND		
1,2-Dichloroethane	ug/L	ND	ND		
1,2-Dichloropropane	ug/L	ND	ND		
1,3-Dichlorobenzene	ug/L	ND	ND		
1,3-Dichloropropane	ug/L	ND	ND		
1,4-Dichlorobenzene	ug/L	ND	ND		
2,2-Dichloropropane	ug/L	ND	ND		
2-Butanone (MEK)	ug/L	ND	ND		
2-Chlorotoluene	ug/L	ND	ND		
2-Hexanone	ug/L	ND	ND		
4-Chlorotoluene	ug/L	ND	ND		
4-Methyl-2-pentanone (MIBK)	ug/L	ND	ND		
Acetone	ug/L	ND	ND		
Benzene	ug/L	ND	ND		

Results presented on this page are in the units indicated by the "Units" column except where an alternate unit is presented to the right of the result.

This report shall not be reproduced, except in full,
without the written consent of Pace Analytical Services, Inc..

Pace Analytical Services, Inc.
9800 Kincey Ave. Suite 100
Huntersville, NC 28078
(704)875-9092

QUALITY CONTROL DATA

Project: LEGION INDUSTRY
Pace Project No.: 92253407

SAMPLE DUPLICATE: 1482713

Parameter	Units	92253407003 Result	Dup Result	RPD	Qualifiers
Bromobenzene	ug/L	ND	ND		
Bromochloromethane	ug/L	ND	ND		
Bromodichloromethane	ug/L	ND	ND		
Bromoform	ug/L	ND	ND		
Bromomethane	ug/L	ND	ND		
Carbon tetrachloride	ug/L	ND	ND		
Chlorobenzene	ug/L	ND	ND		
Chloroethane	ug/L	ND	ND		
Chloroform	ug/L	ND	ND		
Chloromethane	ug/L	ND	.21J		
cis-1,2-Dichloroethene	ug/L	ND	.29J		
cis-1,3-Dichloropropene	ug/L	ND	ND		
Dibromochloromethane	ug/L	ND	ND		
Dibromomethane	ug/L	ND	ND		
Dichlorodifluoromethane	ug/L	ND	ND		
Diisopropyl ether	ug/L	ND	ND		
Ethylbenzene	ug/L	ND	ND		
Hexachloro-1,3-butadiene	ug/L	ND	ND		
m&p-Xylene	ug/L	ND	ND		
Methyl-tert-butyl ether	ug/L	ND	ND		
Methylene Chloride	ug/L	ND	ND		
Naphthalene	ug/L	ND	ND		
o-Xylene	ug/L	ND	ND		
p-Isopropyltoluene	ug/L	ND	ND		
Styrene	ug/L	ND	ND		
Tetrachloroethene	ug/L	ND	ND		
Toluene	ug/L	1.0	1.0	3	
trans-1,2-Dichloroethene	ug/L	ND	ND		
trans-1,3-Dichloropropene	ug/L	ND	ND		
Trichloroethene	ug/L	1.6	1.6	3	
Trichlorofluoromethane	ug/L	ND	ND		
Vinyl acetate	ug/L	ND	ND		
Vinyl chloride	ug/L	ND	ND		
Xylene (Total)	ug/L	ND	ND		
1,2-Dichloroethane-d4 (S)	%	100	101	2	
4-Bromofluorobenzene (S)	%	93	98	5	
Toluene-d8 (S)	%	99	101	1	

Results presented on this page are in the units indicated by the "Units" column except where an alternate unit is presented to the right of the result.

This report shall not be reproduced, except in full,
without the written consent of Pace Analytical Services, Inc..

Pace Analytical Services, Inc.
9800 Kincey Ave. Suite 100
Huntersville, NC 28078
(704)875-9092

QUALITY CONTROL DATA

Project: LEGION INDUSTRY
Pace Project No.: 92253407

QC Batch: OEXT/35670 Analysis Method: EPA 8081
QC Batch Method: EPA 3510 Analysis Description: 8081A GCS Pesticides
Associated Lab Samples: 92253407001, 92253407002, 92253407003, 92253407004, 92253407005

METHOD BLANK: 1481159 Matrix: Water
Associated Lab Samples: 92253407001, 92253407002, 92253407003, 92253407004, 92253407005

Parameter	Units	Blank Result	Reporting Limit	Analyzed	Qualifiers
4,4'-DDD	ug/L	ND	0.050	06/12/15 18:13	
4,4'-DDE	ug/L	ND	0.050	06/12/15 18:13	
4,4'-DDT	ug/L	ND	0.050	06/12/15 18:13	
Aldrin	ug/L	ND	0.050	06/12/15 18:13	
alpha-BHC	ug/L	ND	0.050	06/12/15 18:13	
beta-BHC	ug/L	ND	0.050	06/12/15 18:13	
Chlordane (Technical)	ug/L	ND	0.20	06/12/15 18:13	
delta-BHC	ug/L	ND	0.050	06/12/15 18:13	
Dieldrin	ug/L	ND	0.050	06/12/15 18:13	
Endosulfan I	ug/L	ND	0.050	06/12/15 18:13	
Endosulfan II	ug/L	ND	0.050	06/12/15 18:13	
Endosulfan sulfate	ug/L	ND	0.050	06/12/15 18:13	
Endrin	ug/L	ND	0.050	06/12/15 18:13	
Endrin aldehyde	ug/L	ND	0.050	06/12/15 18:13	
Endrin ketone	ug/L	ND	0.050	06/12/15 18:13	
gamma-BHC (Lindane)	ug/L	ND	0.050	06/12/15 18:13	
Heptachlor	ug/L	ND	0.050	06/12/15 18:13	
Heptachlor epoxide	ug/L	ND	0.050	06/12/15 18:13	
Hexachlorobenzene	ug/L	ND	0.050	06/12/15 18:13	
Methoxychlor	ug/L	ND	0.15	06/12/15 18:13	
Mirex	ug/L	ND	0.15	06/12/15 18:13	
Toxaphene	ug/L	ND	0.20	06/12/15 18:13	
Decachlorobiphenyl (S)	%	92	20-130	06/12/15 18:13	
Tetrachloro-m-xylene (S)	%	90	20-130	06/12/15 18:13	

LABORATORY CONTROL SAMPLE: 1481160

Parameter	Units	Spike Conc.	LCS Result	LCS % Rec	% Rec Limits	Qualifiers
4,4'-DDD	ug/L	.25	0.23	94	20-150	
4,4'-DDE	ug/L	.25	0.23	92	20-150	
4,4'-DDT	ug/L	.25	0.23	95	20-150	
Aldrin	ug/L	.25	0.22	90	20-150	
alpha-BHC	ug/L	.25	0.24	95	20-150	
beta-BHC	ug/L	.25	0.24	96	20-150	
delta-BHC	ug/L	.25	0.24	98	20-150	
Dieldrin	ug/L	.25	0.24	95	20-150	
Endosulfan I	ug/L	.25	0.23	94	20-150	
Endosulfan II	ug/L	.25	0.24	96	20-150	
Endosulfan sulfate	ug/L	.25	0.23	91	20-150	
Endrin	ug/L	.25	0.23	92	20-150	

Results presented on this page are in the units indicated by the "Units" column except where an alternate unit is presented to the right of the result.

This report shall not be reproduced, except in full,
without the written consent of Pace Analytical Services, Inc..

Pace Analytical Services, Inc.
9800 Kincey Ave. Suite 100
Huntersville, NC 28078
(704)875-9092

QUALITY CONTROL DATA

Project: LEGION INDUSTRY
Pace Project No.: 92253407

LABORATORY CONTROL SAMPLE: 1481160

Parameter	Units	Spike Conc.	LCS Result	LCS % Rec	% Rec Limits	Qualifiers
Endrin aldehyde	ug/L	.25	0.17	71	20-150	
Endrin ketone	ug/L	.25	0.22	90	20-150	
gamma-BHC (Lindane)	ug/L	.25	0.24	95	20-150	
Heptachlor	ug/L	.25	0.23	93	20-150	
Heptachlor epoxide	ug/L	.25	0.23	94	20-150	
Hexachlorobenzene	ug/L	.25	0.21	86	20-150	
Methoxychlor	ug/L	.74	0.69	93	20-150	
Mirex	ug/L	.74	0.67	90	20-150	
Decachlorobiphenyl (S)	%			93	20-130	
Tetrachloro-m-xylene (S)	%			102	20-130	

MATRIX SPIKE & MATRIX SPIKE DUPLICATE: 1481161 1481162

Parameter	Units	92253199010 Result	MS Spike Conc.	MSD Spike Conc.	MS Result	MSD Result	MS % Rec	MSD % Rec	% Rec Limits	RPD	Qual
4,4'-DDD	ug/L	1.5	.5	.5	2.2	2.0	147	115	20-150	7	M3
4,4'-DDE	ug/L	ND	.5	.5	1.4	1.3	274	259	20-150	6	M1
4,4'-DDT	ug/L	ND	.5	.5	1.2	1.1	236	216	20-150	9	M1
Aldrin	ug/L	ND	.5	.5	0.70	0.63	141	128	20-150	10	
alpha-BHC	ug/L	ND	.5	.5	0.94	0.90	189	183	20-150	3	M1
beta-BHC	ug/L	1.4	.5	.5	2.0	1.8	111	86	20-150	6	M3
delta-BHC	ug/L	1.0	.5	.5	1.2	1.2	42	40	20-150	1	
Dieldrin	ug/L	7.9	.5	.5	9.0	8.5	215	113	20-150	6	M3
Endosulfan I	ug/L	ND	.5	.5	0.58	0.55	116	111	20-150	4	
Endosulfan II	ug/L	2.8	.5	.5	3.2	3.0	92	51	20-150	7	M3
Endosulfan sulfate	ug/L	ND	.5	.5	0.54	0.52	109	105	20-150	4	
Endrin	ug/L	5.8	.5	.5	7.2	6.8	276	204	20-150	5	M3
Endrin aldehyde	ug/L	ND	.5	.5	2.1	1.9	430	392	20-150	9	M3
Endrin ketone	ug/L	6.2	.5	.5	7.3	6.7	227	113	20-150	8	M3
gamma-BHC (Lindane)	ug/L	ND	.5	.5	1.1	1.0	220	208	20-150	6	M1
Heptachlor	ug/L	ND	.5	.5	0.62	0.63	125	128	20-150	3	
Heptachlor epoxide	ug/L	ND	.5	.5	1.8	1.8	373	358	20-150	4	M3
Hexachlorobenzene	ug/L	ND	.5	.5	0.38	0.39	76	79	20-150	4	
Methoxychlor	ug/L	ND	1.5	1.5	1.8	1.7	122	114	20-150	7	
Mirex	ug/L	ND	1.5	1.5	1.6	1.4	108	97	20-150	11	
Decachlorobiphenyl (S)	%						98	93	20-130		
Tetrachloro-m-xylene (S)	%						94	85	20-130		

Results presented on this page are in the units indicated by the "Units" column except where an alternate unit is presented to the right of the result.

REPORT OF LABORATORY ANALYSIS

This report shall not be reproduced, except in full,
without the written consent of Pace Analytical Services, Inc..

Pace Analytical Services, Inc.
9800 Kincey Ave. Suite 100
Huntersville, NC 28078
(704)875-9092

QUALITY CONTROL DATA

Project: LEGION INDUSTRY
Pace Project No.: 92253407

QC Batch: OEXT/35738
QC Batch Method: EPA 3510
Analysis Method: EPA 8081
Analysis Description: 8081A GCS Pesticides
Associated Lab Samples: 92253407006

METHOD BLANK: 1483703
Matrix: Water
Associated Lab Samples: 92253407006

Parameter	Units	Blank Result	Reporting Limit	Analyzed	Qualifiers
4,4'-DDD	ug/L	ND	0.050	06/15/15 22:34	
4,4'-DDE	ug/L	ND	0.050	06/15/15 22:34	
4,4'-DDT	ug/L	ND	0.050	06/15/15 22:34	
Aldrin	ug/L	ND	0.050	06/15/15 22:34	
alpha-BHC	ug/L	ND	0.050	06/15/15 22:34	
beta-BHC	ug/L	ND	0.050	06/15/15 22:34	
Chlordane (Technical)	ug/L	ND	0.20	06/15/15 22:34	
delta-BHC	ug/L	ND	0.050	06/15/15 22:34	
Dieldrin	ug/L	ND	0.050	06/15/15 22:34	
Endosulfan I	ug/L	ND	0.050	06/15/15 22:34	
Endosulfan II	ug/L	ND	0.050	06/15/15 22:34	
Endosulfan sulfate	ug/L	ND	0.050	06/15/15 22:34	
Endrin	ug/L	ND	0.050	06/15/15 22:34	
Endrin aldehyde	ug/L	ND	0.050	06/15/15 22:34	
Endrin ketone	ug/L	ND	0.050	06/15/15 22:34	
gamma-BHC (Lindane)	ug/L	ND	0.050	06/15/15 22:34	
Heptachlor	ug/L	ND	0.050	06/15/15 22:34	
Heptachlor epoxide	ug/L	ND	0.050	06/15/15 22:34	
Hexachlorobenzene	ug/L	ND	0.050	06/15/15 22:34	
Methoxychlor	ug/L	ND	0.15	06/15/15 22:34	
Mirex	ug/L	ND	0.15	06/15/15 22:34	
Toxaphene	ug/L	ND	0.20	06/15/15 22:34	
Decachlorobiphenyl (S)	%	95	20-130	06/15/15 22:34	
Tetrachloro-m-xylene (S)	%	91	20-130	06/15/15 22:34	

LABORATORY CONTROL SAMPLE: 1483704

Parameter	Units	Spike Conc.	LCS Result	LCS % Rec	% Rec Limits	Qualifiers
4,4'-DDD	ug/L	.25	0.25	101	20-150	
4,4'-DDE	ug/L	.25	0.24	97	20-150	
4,4'-DDT	ug/L	.25	0.25	100	20-150	
Aldrin	ug/L	.25	0.23	94	20-150	
alpha-BHC	ug/L	.25	0.25	100	20-150	
beta-BHC	ug/L	.25	0.26	105	20-150	
delta-BHC	ug/L	.25	0.26	106	20-150	
Dieldrin	ug/L	.25	0.25	101	20-150	
Endosulfan I	ug/L	.25	0.25	100	20-150	
Endosulfan II	ug/L	.25	0.26	104	20-150	
Endosulfan sulfate	ug/L	.25	0.25	100	20-150	
Endrin	ug/L	.25	0.25	103	20-150	

Results presented on this page are in the units indicated by the "Units" column except where an alternate unit is presented to the right of the result.

REPORT OF LABORATORY ANALYSIS

This report shall not be reproduced, except in full,
without the written consent of Pace Analytical Services, Inc..

Pace Analytical Services, Inc.
9800 Kincey Ave. Suite 100
Huntersville, NC 28078
(704)875-9092

QUALITY CONTROL DATA

Project: LEGION INDUSTRY
Pace Project No.: 92253407

LABORATORY CONTROL SAMPLE: 1483704

Parameter	Units	Spike Conc.	LCS Result	LCS % Rec	% Rec Limits	Qualifiers
Endrin aldehyde	ug/L	.25	0.19	79	20-150	
Endrin ketone	ug/L	.25	0.24	97	20-150	
gamma-BHC (Lindane)	ug/L	.25	0.25	103	20-150	
Heptachlor	ug/L	.25	0.24	97	20-150	
Heptachlor epoxide	ug/L	.25	0.25	100	20-150	
Hexachlorobenzene	ug/L	.25	0.22	90	20-150	
Methoxychlor	ug/L	.74	0.72	96	20-150	
Mirex	ug/L	.74	0.72	98	20-150	
Decachlorobiphenyl (S)	%			96	20-130	
Tetrachloro-m-xylene (S)	%			103	20-130	

MATRIX SPIKE & MATRIX SPIKE DUPLICATE: 1483705 1483706

Parameter	Units	92253405005 Result	MS Spike Conc.	MSD Spike Conc.	MS Result	MSD Result	MS % Rec	MSD % Rec	% Rec Limits	RPD	Qual
4,4'-DDD	ug/L	ND	.5	.5	0.50	0.47	102	94	20-150	8	
4,4'-DDE	ug/L	ND	.5	.5	0.49	0.46	98	93	20-150	5	
4,4'-DDT	ug/L	ND	.5	.5	0.50	0.47	102	95	20-150	7	
Aldrin	ug/L	ND	.5	.5	0.46	0.45	94	90	20-150	4	
alpha-BHC	ug/L	ND	.5	.5	0.48	0.49	97	98	20-150	2	
beta-BHC	ug/L	ND	.5	.5	0.50	0.51	101	103	20-150	2	
delta-BHC	ug/L	ND	.5	.5	0.51	0.51	102	103	20-150	1	
Dieldrin	ug/L	ND	.5	.5	0.50	0.47	100	94	20-150	6	
Endosulfan I	ug/L	ND	.5	.5	0.48	0.46	98	92	20-150	6	
Endosulfan II	ug/L	ND	.5	.5	0.51	0.47	102	95	20-150	7	
Endosulfan sulfate	ug/L	ND	.5	.5	0.49	0.46	99	92	20-150	7	
Endrin	ug/L	ND	.5	.5	0.50	0.46	101	94	20-150	7	
Endrin aldehyde	ug/L	ND	.5	.5	0.42	0.41	85	82	20-150	3	
Endrin ketone	ug/L	ND	.5	.5	0.47	0.45	96	91	20-150	5	
gamma-BHC (Lindane)	ug/L	ND	.5	.5	0.48	0.49	98	100	20-150	2	
Heptachlor	ug/L	ND	.5	.5	0.46	0.45	93	90	20-150	3	
Heptachlor epoxide	ug/L	ND	.5	.5	0.48	0.45	96	91	20-150	5	
Hexachlorobenzene	ug/L	ND	.5	.5	0.42	0.42	86	84	20-150	2	
Methoxychlor	ug/L	ND	1.5	1.5	1.4	1.4	98	91	20-150	6	
Mirex	ug/L	ND	1.5	1.5	1.4	1.4	97	94	20-150	4	
Decachlorobiphenyl (S)	%						96	94	20-130		
Tetrachloro-m-xylene (S)	%						99	97	20-130		

Results presented on this page are in the units indicated by the "Units" column except where an alternate unit is presented to the right of the result.

REPORT OF LABORATORY ANALYSIS

This report shall not be reproduced, except in full,
without the written consent of Pace Analytical Services, Inc..

Pace Analytical Services, Inc.
9800 Kincey Ave. Suite 100
Huntersville, NC 28078
(704)875-9092

QUALIFIERS

Project: LEGION INDUSTRY
Pace Project No.: 92253407

DEFINITIONS

DF - Dilution Factor, if reported, represents the factor applied to the reported data due to dilution of the sample aliquot.

ND - Not Detected at or above adjusted reporting limit.

J - Estimated concentration above the adjusted method detection limit and below the adjusted reporting limit.

MDL - Adjusted Method Detection Limit.

PQL - Practical Quantitation Limit.

RL - Reporting Limit.

S - Surrogate

1,2-Diphenylhydrazine decomposes to and cannot be separated from Azobenzene using Method 8270. The result for each analyte is a combined concentration.

Consistent with EPA guidelines, unrounded data are displayed and have been used to calculate % recovery and RPD values.

LCS(D) - Laboratory Control Sample (Duplicate)

MS(D) - Matrix Spike (Duplicate)

DUP - Sample Duplicate

RPD - Relative Percent Difference

NC - Not Calculable.

SG - Silica Gel - Clean-Up

U - Indicates the compound was analyzed for, but not detected.

Acid preservation may not be appropriate for 2 Chloroethylvinyl ether, Styrene, and Vinyl chloride.

A separate vial preserved to a pH of 4-5 is recommended in SW846 Chapter 4 for the analysis of Acrolein and Acrylonitrile by EPA Method 8260.

N-Nitrosodiphenylamine decomposes and cannot be separated from Diphenylamine using Method 8270. The result reported for each analyte is a combined concentration.

Pace Analytical is TNI accredited. Contact your Pace PM for the current list of accredited analytes.

TNI - The NELAC Institute.

LABORATORIES

PASI-C	Pace Analytical Services - Charlotte

ANALYTE QUALIFIERS

C9	Common Laboratory Contaminant.
M1	Matrix spike recovery exceeded QC limits. Batch accepted based on laboratory control sample (LCS) recovery.
M3	Matrix spike recovery was outside laboratory control limits due to matrix interferences.
S4	Surrogate recovery not evaluated against control limits due to sample dilution.

This report shall not be reproduced, except in full,
without the written consent of Pace Analytical Services, Inc..

Pace Analytical Services, Inc.
9800 Kincey Ave. Suite 100
Huntersville, NC 28078
(704)875-9092

QUALITY CONTROL DATA CROSS REFERENCE TABLE

Project: LEGION INDUSTRY
Pace Project No.: 92253407

Lab ID	Sample ID	QC Batch Method	QC Batch	Analytical Method	Analytical Batch
92253407001	**PZ2**	EPA 3510	OEXT/35670	EPA 8081	GCSV/21636
92253407002	**MW2**	EPA 3510	OEXT/35670	EPA 8081	GCSV/21636
92253407003	**MW3**	EPA 3510	OEXT/35670	EPA 8081	GCSV/21636
92253407004	**MW17**	EPA 3510	OEXT/35670	EPA 8081	GCSV/21636
92253407005	**MW16**	EPA 3510	OEXT/35670	EPA 8081	GCSV/21636
92253407006	**MW9**	EPA 3510	OEXT/35738	EPA 8081	GCSV/21649
92253407001	**PZ2**	EPA 8260	MSV/32103		
92253407002	**MW2**	EPA 8260	MSV/32103		
92253407003	**MW3**	EPA 8260	MSV/32103		
92253407004	**MW17**	EPA 8260	MSV/32103		
92253407005	**MW16**	EPA 8260	MSV/32103		
92253407006	**MW9**	EPA 8260	MSV/32103		

This report shall not be reproduced, except in full,
without the written consent of Pace Analytical Services, Inc..

Pace Analytical	Document Name: **Sample Condition Upon Receipt (SCUR)**	Document Revised: May 18, 2015 Page 1 of 2*
	Document Number: **F-CHR-CS-003-rev.16**	Issuing Authority: Pace Huntersville Quality Office

Client Name: AMEC FW

* Page 2 of 2 is for Internal Use Only

Courier: ☑ Fed Ex ☐ UPS ☐ USPS ☐ Client ☐ Commercial ☐ Pace Other_____

Custody Seal on Cooler/Box Present: ☐ yes ☑ no Seals intact: ☐ yes ☑ no

Optional
Proj. Due Date:
Proj. Name:

Packing Material: ☐ Bubble Wrap ☐ Bubble Bags ☐ None ☐ Other_____

Thermometer Used: IR Gun T1401 **Type of Ice:** Wet Blue None ☑ Samples on ice, cooling process has begun

Temp Correction Factor **T1401** No Correction

Corrected Cooler Temp.: 4.6 °C **Biological Tissue is Frozen:** Yes No N/A

Date and Initials of person examining contents: 6/9

Temp should be above freezing to 6°C

		Comments:
Chain of Custody Present:	☑Yes ☐No ☐N/A	1.
Chain of Custody Filled Out:	☑Yes ☐No ☐N/A	2.
Chain of Custody Relinquished:	☑Yes ☐No ☐N/A	3.
Sampler Name & Signature on COC:	☑Yes ☐No ☐N/A	4.
Samples Arrived within Hold Time:	☑Yes ☐No ☐N/A	5.
Short Hold Time Analysis (<72hr):	☐Yes ☑No ☐N/A	6.
Rush Turn Around Time Requested:	☐Yes ☑No ☐N/A	7.
Sufficient Volume:	☑Yes ☐No ☐N/A	8.
Correct Containers Used:	☑Yes ☐No ☐N/A	9.
-Pace Containers Used:	☑Yes ☐No ☐N/A	
Containers Intact:	☑Yes ☐No ☐N/A	10.
Filtered volume received for Dissolved tests	☐Yes ☐No ☑N/A	11.
Sample Labels match COC:	☑Yes ☐No ☐N/A	12.
-Includes date/time/ID/Analysis Matrix:_____		
All containers needing preservation have been checked.	☐Yes ☐No ☑N/A	13.
All containers needing preservation are found to be in compliance with EPA recommendation.	☐Yes ☐No ☑N/A	
exceptions: VOA, coliform, TOC, O&G, WI-DRO (water)	☑Yes ☐No	
Samples checked for dechlorination:	☑Yes ☐No ☐N/A	14.
Headspace in VOA Vials (>6mm):	☐Yes ☑No ☐N/A	15.
Trip Blank Present:	☐Yes ☐No ☑N/A	16.
Trip Blank Custody Seals Present	☐Yes ☐No ☑N/A	
Pace Trip Blank Lot # (if purchased):_____		

Client Notification/ Resolution: Field Data Required? Y / N

Person Contacted: _____ Date/Time: _____

Comments/ Resolution: _____

SCURF Review: JJ Date: 6/9/15

SRF Review: JJ Date: 6/10/15

Note: Whenever there is a discrepancy affecting North Carolina compliance samples, a copy of this form will be sent to the North Carolina DEHNR Certification Office (i.e out of hold, incorrect preservative, out of temp, incorrect containers)

WO#: 92253407

92253407

Pace Analytical®
www.pacelabs.com

CHAIN-OF-CUSTODY / Analytical Request Document

The Chain-of-Custody is a LEGAL DOCUMENT. All relevant fields must be completed accurately.

Page: of

1691312

Section A Required Client Information:

Company: AMEC FW
Address: 2677 Buford Hwy
Atlanta GA 30324
Email To: Steve Foley Chuck Ferry
Phone: Fax:
Requested Due Date/TAT: 6/12/15

Section B Required Project Information:

Report To: Steve Foley + Chuck Ferry
Copy To:
Purchase Order No.:
Project Name: Leigow Industrial
Project Number: GA1 090444.08

Section C Invoice Information:

Attention:
Company Name:
Address:
Pace Quote Reference:
Pace Project Manager:
Pace Profile #:

REGULATORY AGENCY

☐ NPDES ☑ GROUND WATER ☐ DRINKING WATER
☐ UST ☐ RCRA ☐ OTHER

Site Location STATE: GA

Section D Required Client Information

Matrix Codes (MATRIX / CODE): Drinking Water DW; Water WT; Waste Water WW; Product P; Soil/Solid SL; Oil OL; Wipe WP; Air AR; Tissue TS; Other OT

Requested Analysis Filtered (Y/N): VOCs 8260B; Refrigerates 8081A

ITEM #	SAMPLE ID (A-Z, 0-9 / ,-) Sample IDs MUST BE UNIQUE	MATRIX CODE (see valid codes to left)	SAMPLE TYPE (G=GRAB C=COMP)	COLLECTED Composite Start DATE	Composite Start TIME	Composite End/Grab DATE	Composite End/Grab TIME	SAMPLE TEMP AT COLLECTION	# OF CONTAINERS	Unpreserved	H_2SO_4	HNO_3	HCl	NaOH	$Na_2S_2O_3$	Methanol	Other	Analysis Test	VOCs 8260B	Refrigerates 8081A	Residual Chlorine (Y/N)	Pace Project No./ Lab I.D.
1	PZ2	WT	G			6/5/15	0845		5	X			X						X	X		001
2	MW2	WT	G			6/5/15	0900		5	X			X						X	X		002
3	MW3	WT	G			6/5/15	1010		5	X			X						X	X		003
4	MW17	WT	G			6/5/15	1110		5	X			X						X	X		004
5	MW16	WT	G			6/5/15	1155		5	X			X						X	X		005
6	MW9	WT	G			6/5/15	1330		4	X			X						X	X		006
7																						
8																						
9																						
10																						
11																						
12																						

92253407

ADDITIONAL COMMENTS	RELINQUISHED BY / AFFILIATION	DATE	TIME	ACCEPTED BY / AFFILIATION	DATE	TIME	SAMPLE CONDITIONS			
	AMEC FW	6/5/15	1730		6-5-15	17:30				
		6-8-15	2:45	ITL	6/9/15	9:45	4C	Y	N	Y

SAMPLER NAME AND SIGNATURE
PRINT Name of SAMPLER:
SIGNATURE of SAMPLER: DATE Signed (MM/DD/YY):

Temp in °C | Received on Ice (Y/N) | Custody Sealed Cooler (Y/N) | Samples Intact (Y/N)

ORIGINAL

*Important Note: By signing this form you are accepting Pace's NET 30 day payment terms and agreeing to late charges of 1.5% per month for any invoices not paid within 30 days.

APPENDIX B

FIELD DATA SHEETS

Legion

Attachment 4.4

WELL PURGING - FIELD WATER QUALITY MEASUREMENTS FORM

Location:

Well ID: MW-1

Field Sampling Personnel: Garza

Identify Measuring Point (MP): TOC
(e.g. Top of Casing)

Depth to Screen below MP: _____ of screen Top _____ of screen Bottom

Pump Intake at (ft. below MP): 10'

Purging Device (Pump Type): _____
(e.g. Dedicated pump, peristaltic pump, bailer, bladder pump, etc.)

page ___ of ___

DTW 6.30
DTB 11.20
V .83

Date	Time 24 hr	Depth to Water Below MP ft	Purge Rate mL/min	pH pH units	Spec Cond. mS/cm	Turbidity NTUs	DO Flow cell mg/L	Temp. °C	Redox Potential mV	Cum. Volume Purged gallons			Comments
6/3/15	1350	6.44	200	5.31	.138	78	7.04	23.01	179	—			
	1355	6.63	200	5.36	.133	25	7.40	22.44	180	.26			2" well
	1400	6.88	200	5.34	.132	9	8.73	22.57	181	.26			
	1405	7.04	200	5.38	.134	9	8.73	22.90	178	.26			
	1410	7.10	200	5.38	.136	9	7.90	22.99	178	.26			
	1415	7.11	200	5.37	.138	8	7.52	22.85	179	.26			
	1420	7.11	200	5.37	.138	8	7.58	22.89	180	.26			
	1425	7.12	200	5.36	.138	8	7.66	22.91	180	.26			
			Sample Time 1425										
			Dup #1										

Notes:
Note when "Stabilization " has occurred. Stabilization Criteria (achieved after a minimum of three successive readings):

±0.1 for pH
±10 mV for redox
±3% for specific cond.
±10% for DO
<20 NTUs for turbidity
NA for temperature

If stabilization does not occur within 2 hours, contact Site Manager for action.
If well goes dry prior to stabilization, stop, allow well to recharge, and collect sample.

040002.03

Legion

Attachment 4.4

WELL PURGING - FIELD WATER QUALITY MEASUREMENTS FORM

DTW 1230
DTB 24.25
V 2.0

Location:

Well ID: MW2

Field Sampling Personnel: GRDDO

Identify Measuring Point (MP): TOC
(e.g. Top of Casing)

Depth to Screen below MP: _____ of screen Top _____ of screen Bottom

Pump Intake at (ft. below MP): 18'

Purging Device (Pump Type): _____
(e.g. Dedicated pump, peristaltic pump, bailer, bladder pump, etc.)

page ___ of ___

Date	Time 24 hr	Depth to Water Below MP ft	Purge Rate mL/min	pH pH units	Spec Cond. mS/cm	Turbidity NTUs	DO Flow cell mg/L	Temp. °C	Redox Potential mV	Cum. Volume Purged gallons			Comments
6/4/15	1630	13.01	250	5.03	.085	11	1.78	26.83	206	—			
	1635	14.00	250	4.62	.085	9	2.78	25.59	233	.26			
	1640	15.22	250	4.57	.088	10	3.06	23.22	238	.26			
	1645	16.80	250	4.59	.089	7	3.07	23.59	237	.26			
	1650	17.82	250	4.52	.090	7	2.90	22.91	242	.26			
	1655	18.91	250	4.52	.090	7	2.85	22.87	242	.26			
	1700	20.01	500	4.36	.092	6	2.93	21.31	248	.66			At 1700 I increase The Pump Rate To Evacuate the well.
	1703	DRY											There was No Recharge
													While Pumping At 250 ml/min
													For A 1/2 Hr.
			I will sample in the Am 6/5/15										
					0900 6/5/15								

Notes:
Note when "Stabilization " has occurred. Stabilization Criteria (achieved after a minimum of three successive readings):

±0.1 for pH
±10 mV for redox
±3% for specific cond.
±10% for DO
<20 NTUs for turbidity
NA for temperature

If stabilization does not occur within 2 hours, contact Site Manager for action.
If well goes dry prior to stabilization, stop, allow well to recharge, and collect sample.

040002.03

Legion

Attachment 4.4

WELL PURGING - FIELD WATER QUALITY MEASUREMENTS FORM

Location:

Well ID: MW3

Field Sampling Personnel: GAZZO

Identify Measuring Point (MP): TOC
(e.g. Top of Casing)

Depth to Screen below MP: _____ of screen (Top) _____ of screen (Bottom)

Pump Intake at (ft. below MP): 15'

Purging Device (Pump Type): _____
(e.g. Dedicated pump, peristaltic pump, bailer, bladder pump, etc.)

DTW 8.82
DTB 15.62

page ___ of ___

Date	Time 24 hr	Depth to Water Below MP ft	Purge Rate mL/min	pH pH units	Spec Cond. mS/cm	Turbidity NTUs	DO Flow cell mg/L	Temp. °C	Redox Potential mV	Cum. Volume Purged gallons			Comments
~~6/5/14~~	0940	9.10	150	5.72	.042	221	13.30	24.04	93	—			2" well
6/5/14	0945	9.41	150	5.24	.067	138	2.23	23.52	127	.20			
	0950	9.82	150	4.93	.061	85	0.12	22.86	167	.20			
	0955	10.20	150	4.75	.058	41	.036	22.71	188	.20			
	1000	10.21	150	4.73	.058	20	0.42	22.68	190	.20			
	1005	10.22	150	4.73	.058	7	0.44	22.67	190	.20			
	1010	10.23	150	4.72	.058	7	0.48	22.67	190	.20			

Sample Time 1010

Notes:
Note when "Stabilization " has occurred. Stabilization Criteria (achieved after a minimum of three successive readings):

±0.1 for pH
±10 mV for redox
±3% for specific cond.
±10% for DO
<20 NTUs for turbidity
NA for temperature

If stabilization does not occur within 2 hours, contact Site Manager for action.
If well goes dry prior to stabilization, stop, allow well to recharge, and collect sample.

040002.03

Legion

Attachment 4.4

WELL PURGING - FIELD WATER QUALITY MEASUREMENTS FORM

Location:

Identify Measuring Point (MP): TOC
(e.g. Top of Casing)

page ___ of ___

Well ID: MW4

Field Sampling Personnel: GARZO

Depth to Screen below MP: ___ of screen Top ___ of screen Bottom 35'

Pump Intake at (ft. below MP): 8

Purging Device (Pump Type): ___
(e.g. Dedicated pump, peristaltic pump, bailer, bladder pump, etc.)

DTW 29.96
DTB 69.3

Date	Time 24 hr	Depth to Water Below MP ft	Purge Rate mL/min	pH pH units	Spec Cond. mS/cm	Turbidity NTUs	DO Flow cell mg/L	Temp. °C	Redox Potential mV	Cum. Volume Purged gallons			Comments
6/4/15	1155	29.96	300	6.52	.085	8	6.71	22.50	122				
	1200	31.22	300	6.50	.085	8	6.74	22.56	124				
	1205	31.24	300	6.46	.085	8	6.73	22.57	125				
	1210	31.38	300	6.47	.085	8	6.71	22.60	127				
			Sample time 1210										

Notes:
Note when "Stabilization " has occurred. Stabilization Criteria (achieved after a minimum of three successive readings):
±0.1 for pH
±10 mV for redox
±3% for specific cond.
±10% for DO
<20 NTUs for turbidity
NA for temperature

If stabilization does not occur within 2 hours, contact Site Manager for action.
If well goes dry prior to stabilization, stop, allow well to recharge, and collect sample.

040002.03

WELL PURGING - FIELD WATER QUALITY MEASUREMENTS FORM

Legion industrys

Identify Measuring Point (MP): TOC
(e.g. Top of Casing)

page ___ of ___

Well ID: MW5

Field Sampling Personnel: GAZDO

Depth to Screen below MP: ___ of screen Top ___ of screen Bottom

Pump Intake at (ft. below MP): 11'

Purging Device (Pump Type): ___
(e.g. Dedicated pump, peristaltic pump, bailer, bladder pump, etc.)

Well Depth, (Ft.) ~~11.43~~ 16.19
Water Column (Ft.) 11.42
Well Volume (gal) .19
1" well

Date	Time 24 hr	Depth to Water Below MP ft	Purge Rate mL/min	pH pH units	Spec Cond. mS/cm	Turbidity NTUs	DO Flow cell mg/L	Temp. °C	Redox Potential mV	Cum. Volume Purged gallons	CHEMetrics DO mg/L (low)	Hach Ferrous Iron mg/L	Comments
~~1720~~													
~~Stability 1720~~													
6/2/15	1610	11.42	125	6.05	.081	26	0	28.92	180	—			
	1615	12.90	125	5.60	.082	11	0	24.19	205	.17			
	1620	16.10	125	5.54	.073	7	.04	23.54	216	.34			
		1622		DRY									
					0930 SAMPLE time				6/3/15				

Notes:
Note when "Stabilization " has occurred. Stabilization Criteria (achieved after a minimum of three successive readings):

±0.1 for pH
±10 mV for redox
±3% for specific cond.
±10% for DO
<20 NTUs for turbidity
NA for temperature

If stabilization does not occur within 2 hours, contact Site Manager for action.
If well goes dry prior to stabilization, stop, allow well to recharge, and collect sample.

040002.03

Attachment 4.4

WELL PURGING - FIELD WATER QUALITY MEASUREMENTS FORM

Location: Legion industrial

Well ID: MW6

Field Sampling Personnel: GRZZO

Identify Measuring Point (MP): TOC
(e.g. Top of Casing)

Depth to Screen below MP: _____ of screen Top _____ of screen Bottom

Pump Intake at (ft. below MP): 13'

Purging Device (Pump Type): _____
(e.g. Dedicated pump, peristaltic pump, bailer, bladder pump, etc.)

page ___ of ___

DTW 6.38
DTB 14.75

Date	Time 24 hr	Depth to Water Below MP ft	Purge Rate mL/min	pH pH units	Spec Cond. mS/cm	Turbidity NTUs	DO Flow cell mg/L	Temp. °C	Redox Potential mV	Cum. Volume Purged gallons			Comments
6/2/15	1520	6.38	150	7.11	.253	95	0	26.79	135	—			
	1525	10.80	150	6.64	.267	95	0	26.61	146	.20			This well Has
	1530	13.21	150	6.41	.219	88	0	26.94	155	.40			Run Dry at Every
		DRY								DRY			sampling event.
													2" well
	1535	Leave	well	to	Recharge	to	6/3/15	to	Take	Sample.			
					Sample time 0900 6/3/15								

Notes:
Note when "Stabilization " has occurred. Stabilization Criteria (achieved after a minimum of three successive readings):

±0.1 for pH
±10 mV for redox
±3% for specific cond.
±10% for DO
<20 NTUs for turbidity
NA for temperature

If stabilization does not occur within 2 hours, contact Site Manager for action.
If well goes dry prior to stabilization, stop, allow well to recharge, and collect sample.

040002.03

Attachment 4.4

Legion

WELL PURGING - FIELD WATER QUALITY MEASUREMENTS FORM

Location:

Identify Measuring Point (MP): TOC
(e.g. Top of Casing)

page ___ of ___

Well ID: MW7

Field Sampling Personnel: GAZCO

Depth to Screen below MP: _____ of screen (Top) _____ of screen (Bottom)

Pump Intake at (ft. below MP): 12'

Purging Device (Pump Type): _____
(e.g. Dedicated pump, peristaltic pump, bailer, bladder pump, etc.)

DTW 3.11
DTB 12.53
V 1.37

Date	Time 24 hr	Depth to Water Below MP ft	Purge Rate mL/min	pH pH units	Spec Cond. mS/cm	Turbidity NTUs	DO Flow cell mg/L	Temp. °C	Redox Potential mV	Cum. Volume Purged gallons			Comments
6/3/15	1315	3.50	150	4.58	.081	54	7.72	22.37	204	—			1" well!!!
	1320	5.83	150	5.34	.090	23	9.41	21.88	158	.20			
	1325	8.33	150	5.36	.081	14	10.22	21.89	173	.20			DTW Before First
	1330	10.64	150	4.78	.079	24	9.19	21.59	211	.20			Reading is 3.50
	1335	12.35	150	4.59	.080	35	8.64	21.62	226	.20			
	1337	Dry											Tubing Placed at the
													Bottom Because of no
													Recharge at 150 mL/min.

This well will be sampled in the AM 6/4/15

Sample Time 0835

Notes:
Note when "Stabilization " has occurred. Stabilization Criteria (achieved after a minimum of three successive readings):

±0.1 for pH
±10 mV for redox
±3% for specific cond.
±10% for DO
<20 NTUs for turbidity
NA for temperature

If stabilization does not occur within 2 hours, contact Site Manager for action.
If well goes dry prior to stabilization, stop, allow well to recharge, and collect sample.

040002.03

Attachment 4.4

Legion

WELL PURGING - FIELD WATER QUALITY MEASUREMENTS FORM

Location:

Identify Measuring Point (MP): TOC
(e.g. Top of Casing)

DTW 8.60
DTB 15.85

page ___ of ___

Well ID: MW 9

Field Sampling Personnel: GA220

Depth to Screen below MP: _____ of screen (Top) _____ of screen (Bottom)

Pump Intake at (ft. below MP):

Purging Device (Pump Type):
(e.g. Dedicated pump, peristaltic pump, bailer, bladder pump, etc.)

Date	Time 24 hr	Depth to Water Below MP ft	Purge Rate mL/min	pH pH units	Spec Cond. mS/cm	Turbidity NTUs	DO Flow cell mg/L	Temp. °C	Redox Potential mV	Cum. ~~Volume~~ Purged gallons			Comments
6/5/15	0920	10.50	150	5.62	.094	71	13.25	25.15	164	—			1st well
	0925	15.21	150	5.49	.061	60	5.09	24.36	142	.20			
	DRY	—											DTW Before the Flow
													Cell was full 1050

Sample Time 1330 6/5/15

Notes:
Note when "Stabilization" has occurred. Stabilization Criteria (achieved after a minimum of three successive readings):

±0.1 for pH
±10 mV for redox
±3% for specific cond.
±10% for DO
<20 NTUs for turbidity
NA for temperature

If stabilization does not occur within 2 hours, contact Site Manager for action.
If well goes dry prior to stabilization, stop, allow well to recharge, and collect sample.

040002.03

Attachment 4.4

WELL PURGING - FIELD WATER QUALITY MEASUREMENTS FORM

Location: Legion

Identify Measuring Point (MP): TOC
(e.g. Top of Casing)

page ___ of ___

Well ID: MW10

Field Sampling Personnel: Garzo

Depth to Screen below MP: _____ of screen (Top) _____ of screen (Bottom)

Pump Intake at (ft. below MP): 20'

Purging Device (Pump Type): _____
(e.g. Dedicated pump, peristaltic pump, bailer, bladder pump, etc.)

DTW 13.52
DTB 24.55
v .44

Date	Time 24 hr	Depth to Water Below MP ft	Purge Rate mL/min	pH pH units	Spec Cond. mS/cm	Turbidity NTUs	DO Flow cell mg/L	Temp. °C	Redox Potential mV	Cum. Volume Purged gallons			Comments
~~6/3/15~~	~~1055~~	~~1550~~											
6/3/15	1055	15.58	150	4.65	.042	303	9.56	22.07	135	—			2" well!!!
	1100	18.03	150	4.37	.041	272	11.07	19.59	162	.20			
	1105	21.31	150	4.37	.039	203	11.00	19.58	166	.20			
	1110	24.10	150	4.37	.038	192	10.92	19.48	168	.20			
	1113	DRY											

This well will be sampled in the AM 6/4/15

Sample Time 0815

Notes:
Note when "Stabilization " has occurred. Stabilization Criteria (achieved after a minimum of three successive readings):

±0.1 for pH
±10 mV for redox
±3% for specific cond.
±10% for DO
≤20 NTUs for turbidity
NA for temperature

If stabilization does not occur within 2 hours, contact Site Manager for action.
If well goes dry prior to stabilization, stop, allow well to recharge, and collect sample.

040002.03

Attachment 4.4

WELL PURGING - FIELD WATER QUALITY MEASUREMENTS FORM

Location: Legion

Identify Measuring Point (MP): TOC
(e.g. Top of Casing)

page ___ of ___

Well ID: MW11

Field Sampling Personnel: GHZ70

Depth to Screen below MP: ___ of screen Top ___ of screen Bottom

Pump Intake at (ft. below MP): 13'

Purging Device (Pump Type): ___
(e.g. Dedicated pump, peristaltic pump, bailer, bladder pump, etc.)

DTW 9.07
DTB 15.75
V .27

Date	Time 24 hr	Depth to Water Below MP ft	Purge Rate mL/min	pH pH units	Spec Cond. mS/cm	Turbidity NTUs	DO Flow cell mg/L	Temp. °C	Redox Potential mV	Cum. Volume Purged gallons			Comments
6/3/15	1015	9.07	150	5.41	.107	96	10.08	20.23	46	—			
	1020	11.58	150	5.37	.105	76	10.62	20.22	42	.20			
	1025	12.01	150	5.34	.104	57	10.41	19.92	33	.80			Before Flow cell
	1030	14.53	150	5.31	.104	34	10.69	19.77	28	.20			is full to take
	1035	15.65	150	5.29	.106	.32	10.92	19.34	33	.20			The first reading DTW is
	1037	DRY											
													10.90
													1" well!!!
					Sample Time 1123				6/3/15				Pushed sample tube
													to the bottom of the
													well because there was
													No Recharge at 150 ml/min.
													After the pump was turned
													off there was a slow
													Recharge.
													I will wait for the well
													to recharge full and
													sample

Notes:
Note when "Stabilization " has occurred. Stabilization Criteria (achieved after a minimum of three successive readings):

±0.1 for pH
±10 mV for redox
±3% for specific cond.
±10% for DO
<20 NTUs for turbidity
NA for temperature

If stabilization does not occur within 2 hours, contact Site Manager for action.
If well goes dry prior to stabilization, stop, allow well to recharge, and collect sample.

040002.03

Attachment 4.4

WELL PURGING - FIELD WATER QUALITY MEASUREMENTS FORM

Location: Legion

Identify Measuring Point (MP): TOC
(e.g. Top of Casing)

DTW 32.48
DTB 67.66

page ___ of ___

Well ID: MW12

Depth to Screen below MP: _____ of screen Top _____ of screen Bottom

Field Sampling Personnel: GHZ

Pump Intake at (ft. below MP): Bottom

Purging Device (Pump Type): whale Pump
(e.g. Dedicated pump, peristaltic pump, bailer, bladder pump, etc.)

Date	Time 24 hr	Depth to Water Below MP ft	Purge Rate mL/min	pH pH units	Spec Cond. mS/cm	Turbidity NTUs	DO Flow cell mg/L	Temp. °C	Redox Potential mV	Cum. Volume Purged gallons			Comments
6/4/15	1515	3900	—	6.02	.062	800	5.61	21.10	96	—			
	1520	3900	600	5.97	.063	681	5.78	20.99	96				
	1525	4000	600	5.93	.065	352	5.77	20.95	97				
	1530	4100	600	6.00	.069	42	6.00	21.09	98				
	1535	4000	600	5.98	.071	26	5.69	21.12	98				
	1540	4000	600	5.95	.072	10	5.71	21.05	101				
	1545	4000	600	5.95	.072	8	5.69	21.03	102				
				Sample Time		1545							

Notes:
Note when "Stabilization " has occurred. Stabilization Criteria (achieved after a minimum of three successive readings):
±0.1 for pH
±10 mV for redox
±3% for specific cond.
±10% for DO
<20 NTUs for turbidity
NA for temperature

If stabilization does not occur within 2 hours, contact Site Manager for action.
If well goes dry prior to stabilization, stop, allow well to recharge, and collect sample.

040002.03

Attachment 4.4

Legion

WELL PURGING - FIELD WATER QUALITY MEASUREMENTS FORM

Location:

Identify Measuring Point (MP): TOC
(e.g. Top of Casing)

DTW 6.51
DTB 16.10
V 1.63

page ___ of ___

Well ID: MW13

Field Sampling Personnel: Gruno

Depth to Screen below MP: _____ of screen (Top) _____ of screen (Bottom)

Pump Intake at (ft. below MP): 13'

Purging Device (Pump Type): _____
(e.g. Dedicated pump, peristaltic pump, bailer, bladder pump, etc.)

Date	Time 24 hr	Depth to Water Below MP ft	Purge Rate ml/min 150	pH pH units	Spec Cond. mS/cm	Turbidity NTUs	DO Flow cell mg/L	Temp. °C	Redox Potential mV	Cum. ~~Volume~~ Purged gallons			Comments
6/4/15	1255	6.77	~~6.49~~	6.67	2.54	186	8.51	26.00	8	—			
	1300	6.91	150	6.78	2.69	94	10.46	25.68	11	.20			
	1305	6.93	200	6.81	2.72	16	9.22	25.51	14	.26			
	1310	6.95	200	6.89	2.79	10	8.38	25.42	17	.26			
	1315	6.95	200	6.92	2.80	9	10.01	25.65	19	.26			
	1320	6.96	200	6.97	2.77	7	7.12	25.96	21	.26			
	1325	6.96	200	6.99	2.75	6	6.09	25.80	22	.26			
	1330	6.96	200	6.99	2.75	6	6.02	25.80	22	.26			
				Sample Time		1330							

Notes:
Note when "Stabilization " has occurred. Stabilization Criteria (achieved after a minimum of three successive readings):

±0.1 for pH
±10 mV for redox
±3% for specific cond.
±10% for DO
<20 NTUs for turbidity
NA for temperature

If stabilization does not occur within 2 hours, contact Site Manager for action.
If well goes dry prior to stabilization, stop, allow well to recharge, and collect sample.

040002.03

Attac. ent 4.4

Legion

WELL PURGING - FIELD WATER QUALITY MEASUREMENTS FORM

Location:

Identify Measuring Point (MP): TOC
(e.g. Top of Casing)

page ___ of ___

Well ID: MW 14

Field Sampling Personnel: GRZZO

Depth to Screen below MP: _____ of screen Top _____ of screen Bottom

Pump Intake at (ft. below MP): 19'

Purging Device (Pump Type): _____
(e.g. Dedicated pump, peristaltic pump, bailer, bladder pump, etc.)

DTW 10.82
DTB 27.76
V2.9

Date	Time 24 hr	Depth to Water Below MP ft	Purge Rate mL/min	pH pH units	Spec Cond. mS/cm	Turbidity NTUs	DO Flow cell mg/L	Temp. °C	Redox Potential mV	Cum. Volume Purged gallons			Comments
6/3/15	1620	10.82	250	5.45	.127	24	5.02	23.54	150	—			2" well.
	1625	12.98	150	5.53	.138	24	6.77	22.30	124	.24			
	1630	14.33	150	5.54	.139	19	6.85	22.11	116	.20			
	1635	15.58	150	5.54	.139	19	6.95	22.10	112	.20			
	1640	16.95	150	5.52	.139	19	6.92	21.96	110	.20			Moved tubing to
	1645	18.14	150	5.53	.139	20	6.95	21.77	108	.20			the bottom of the
	1650	19.55	150	5.54	.139	18	6.86	21.75	105	.20			well because of no
	1655	20.37	150	5.54	.138	17	6.78	21.70	105	.20			Recharge
	1700	21.65	500	5.53	.138	20	6.61	21.29	105	.66			
	1705	23.10	500	5.46	.135	17	7.08	20.56	112	.66			
	1710	26.10	500	5.49	.138	14	7.63	20.05	111	.66			At 1700 I turned
	1715	Dry											off the pump
													to check for recharge
													The recharge was very
			This	well will	be sampled		in the	AM	6/4/15				slow.
													I turned the pump on
				Sample	Time	0905							high to circulate the well.
													500 mL/min.

Notes:
Note when "Stabilization " has occurred. Stabilization Criteria (achieved after a minimum of three successive readings):

±0.1 for pH
±10 mV for redox
±3% for specific cond.
±10% for DO
<20 NTUs for turbidity
NA for temperature

If stabilization does not occur within 2 hours, contact Site Manager for action.
If well goes dry prior to stabilization, stop, allow well to recharge, and collect sample.

040002.03

Attachment 4.4

Legacy

WELL PURGING - FIELD WATER QUALITY MEASUREMENTS FORM

Location:

Identify Measuring Point (MP): TOC
(e.g. Top of Casing)

page ___ of ___

Well ID: MW 15

Field Sampling Personnel: [illegible]

Depth to Screen below MP: _____ of screen Top _____ of screen Bottom

Pump Intake at (ft. below MP): 9'

Purging Device (Pump Type): _____
(e.g. Dedicated pump, peristaltic pump, bailer, bladder pump, etc.)

DTW 7.70
DTB 11.62
V .67

Date	Time 24 hr	Depth to Water Below MP ft	Purge Rate mL/min	pH pH units	Spec Cond. mS/cm	Turbidity NTUs	DO Flow cell mg/L	Temp. °C	Redox Potential mV	Cum. Volume Purged gallons			Comments
6/3/15	1515	7.70	150	5.06	.056	40	4.37	23.54	205	—			
	1520	7.98	150	4.96	.049	4	8.61	23.03	224	.20			
	1525	8.13	150	4.88	.048	5	8.93	23.27	231	.20			
	1530	8.24	150	4.82	.047	5	8.28	23.24	240	.20			
	1535	8.31	150	4.76	.045	5	7.79	23.13	247	.20			
	1540	8.44	150	4.74	.044	5	7.72	23.07	251	.20			
	1545	8.45	150	4.72	.044	6	7.80	22.92	253	.20			
	1550	8.45	150	4.75	.044	6	7.79	22.83	250	.20			
			1550 sample Time										

Notes:
Note when "Stabilization " has occurred. Stabilization Criteria (achieved after a minimum of three successive readings):

±0.1 for pH
±10 mV for redox
±3% for specific cond.
±10% for DO
<20 NTUs for turbidity
NA for temperature

If stabilization does not occur within 2 hours, contact Site Manager for action.
If well goes dry prior to stabilization, stop, allow well to recharge, and collect sample.

040002.03

Legion

Attachment 4.4

WELL PURGING - FIELD WATER QUALITY MEASUREMENTS FORM

DTW 5.79
DTB 11.33

page ___ of ___

Location:

Well ID: MW16

Field Sampling Personnel: GHZ

Identify Measuring Point (MP): TOC
(e.g. Top of Casing)

Depth to Screen below MP: _____ of screen (Top) _____ of screen (Bottom)

Pump Intake at (ft. below MP): 11'

Purging Device (Pump Type): _____
(e.g. Dedicated pump, peristaltic pump, bailer, bladder pump, etc.)

Date	Time 24 hr	Depth to Water Below MP ft	Purge Rate mL/min	pH pH units	Spec Cond. mS/cm	Turbidity NTUs	DO Flow cell mg/L	Temp. °C	Redox Potential mV	Cum. Volume Purged gallons			Comments
6/5/15	1120	6.22	150	5.80	.487	34	28.10	24.04	37	—			2" well
	1130	6.62	150	6.44	.480	27	4.07	23.89	-28	.20			
	1135	6.65	150	6.44	.406	12	0.31	24.08	-28	.20			
	1140	6.67	150	5.94	.216	9	1.19	24.40	23	.20			
	1145	6.67	150	5.86	.205	7	1.25	24.45	28	.20			
	1150	6.67	150	5.86	.203	3	1.27	24.48	29	.20			
	1155	6.69	150	5.84	.200	3	1.29	24.50	30	.20			
				1155 Sample time									

Notes:
Note when "Stabilization " has occurred. Stabilization Criteria (achieved after a minimum of three successive readings):

±0.1 for pH
±10 mV for redox
±3% for specific cond.
±10% for DO
<20 NTUs for turbidity
NA for temperature

If stabilization does not occur within 2 hours, contact Site Manager for action.
If well goes dry prior to stabilization, stop, allow well to recharge, and collect sample.

040002.03

Attachment 4.4

Legion

WELL PURGING - FIELD WATER QUALITY MEASUREMENTS FORM

DTW 5.79
DTB 11.33

page ___ of ___

Location:

Identify Measuring Point (MP): TOC
(e.g. Top of Casing)

Well ID: MW16

Depth to Screen below MP: _____ of screen (Top) _____ of screen (Bottom)

Field Sampling Personnel: GAZZO

Pump Intake at (ft. below MP): 11'

Purging Device (Pump Type): _____
(e.g. Dedicated pump, peristaltic pump, bailer, bladder pump, etc.)

Date	Time 24 hr	Depth to Water Below MP ft	Purge Rate mL/min	pH pH units	Spec Cond. mS/cm	Turbidity NTUs	DO Flow cell mg/L	Temp. °C	Redox Potential mV	Cum. Volume Purged gallons			Comments
6/5/15	1120	6.22	150	5.80	.487	34	28.10	24.04	37	—			2" well
	1130	6.62	150	6.44	.480	27	4.07	23.89	-28	.20			
	1135	6.65	150	6.44	.406	12	0.31	24.08	-28	.20			
	1140	6.67	150	5.94	.216	9	1.19	24.40	23	.20			
	1145	6.67	150	5.86	.205	7	1.25	24.45	28	.20			
	1150	6.67	150	5.86	.203	3	1.27	24.48	29	.20			
	1155	6.69	150	5.84	.200	3	1.29	24.50	30	.20			

1155 Sample time

Notes:
Note when "Stabilization " has occurred. Stabilization Criteria (achieved after a minimum of three successive readings):
±0.1 for pH
±10 mV for redox
±3% for specific cond.
±10% for DO
<20 NTUs for turbidity
NA for temperature

If stabilization does not occur within 2 hours, contact Site Manager for action.
If well goes dry prior to stabilization, stop, allow well to recharge, and collect sample.

040002.03

Attachment 4.4

Legion

WELL PURGING - FIELD WATER QUALITY MEASUREMENTS FORM

Location:

Identify Measuring Point (MP): TOC
(e.g. Top of Casing)

DTW 9.38
DTB 27.44

page ___ of ___

Well ID: MW17

Field Sampling Personnel: [illegible]

Depth to Screen below MP: ___ of screen Top ___ of screen Bottom 18'

Pump Intake at (ft. below MP):

Purging Device (Pump Type): (e.g. Dedicated pump, peristaltic pump, bailer, bladder pump, etc.)

Date	Time 24 hr	Depth to Water Below MP ft	Purge Rate mL/min	pH pH units	Spec Cond. mS/cm	Turbidity NTUs	DO Flow cell mg/L	Temp. °C	Redox Potential mV	Cum. Volume Purged gallons			Comments
6/5/18	1030	10.10	200	4.70	.050	29	30.61	21.92	294	—			2" well
	1035	11.55	200	4.68	.049	27	4.86	21.83	466	.26			
	1040	12.45	200	4.69	.049	26	3.58	21.79	505	.26			
	1045	13.65	200	4.69	.049	26	3.41	21.79	516	.26			
	1050	14.73	200	4.69	.049	16	3.74	20.56	540	.26			
	1055	16.42	200	4.68	.051	9	4.10	20.64	543	.26			
	1100	17.02	200	4.69	.051	8	4.18	20.71	543	.26			
	1105	12.05	200	4.69	.051	6	4.18	20.77	542	.26			
	1110	17.08	200	4.69	.051	6	4.18	20.80	542	.26			
				Sample Time 11:10									

Notes:
Note when "Stabilization " has occurred. Stabilization Criteria (achieved after a minimum of three successive readings):
±0.1 for pH
±10 mV for redox
±3% for specific cond.
±10% for DO
<20 NTUs for turbidity
NA for temperature

If stabilization does not occur within 2 hours, contact Site Manager for action.
If well goes dry prior to stabilization, stop, allow well to recharge, and collect sample.

040002.03

Legion

Attachment 4.4

WELL PURGING - FIELD WATER QUALITY MEASUREMENTS FORM

Location:

Well ID: MW18

Field Sampling Personnel: GAZZO

Identify Measuring Point (MP): TOC
(e.g. Top of Casing)

Depth to Screen below MP: _____ of screen Top _____ of screen Bottom

Pump Intake at (ft. below MP): 20'

Purging Device (Pump Type): _____
(e.g. Dedicated pump, peristaltic pump, bailer, bladder pump, etc.)

page ___ of ___

DTW 10.87
DTB 28.52

Date	Time 24 hr	Depth to Water Below MP ft	Purge Rate mL/min	pH pH units	Spec Cond. mS/cm	Turbidity NTUs	DO Flow cell mg/L	Temp. °C	Redox Potential mV	Cum. Volume Purged gallons			Comments
6/4/15	1350	11.50	150	6.60	.495	20	6.49	26.90	32	—			2" well
	1355	13.45	150	5.62	.264	14	5.00	24.83	74	.20			
	1400	1405	150	5.60	.262	14	5.08	24.93	74	.20			
	1405	1472	150	5.58	.260	12	4.63	24.87	73	.20			
	1410	1477	150	5.59	.260	9	4.64	24.89	73	.20			
	1415	1478	150	5.59	.260	7	4.64	24.94	74	.20			
				Sample Time		1415							

Notes:
Note when "Stabilization " has occurred. Stabilization Criteria (achieved after a minimum of three successive readings):

±0.1 for pH
±10 mV for redox
±3% for specific cond.
±10% for DO
<20 NTUs for turbidity
NA for temperature

If stabilization does not occur within 2 hours, contact Site Manager for action.
If well goes dry prior to stabilization, stop, allow well to recharge, and collect sample.

040002.03

Legion

Attachment 4.4

DTW 3.86
DTB 8.94
V .78

WELL PURGING - FIELD WATER QUALITY MEASUREMENTS FORM

Location:

Identify Measuring Point (MP): TOC
(e.g. Top of Casing)

page ___ of ___

~~DTW 6.16~~
~~DTB 16.50~~

Well ID: MW19

Field Sampling Personnel: [illegible]

Depth to Screen below MP: ___ of screen (Top) ___ of screen (Bottom)

Pump Intake at (ft. below MP): 6'

Purging Device (Pump Type): ___
(e.g. Dedicated pump, peristaltic pump, bailer, bladder pump, etc.)

Date	Time 24 hr	Depth to Water Below MP ft	Purge Rate mL/min	pH pH units	Spec Cond. mS/cm	Turbidity NTUs	DO Flow cell mg/L	Temp. °C	Redox Potential mV	Cum. Volume Purged gallons			Comments
6/4/15	0950	3.98	300	6.21	.424	43	6.83	21.64	-8	-			
	0955	3.98	300	7.19	.254	14	8.15	21.93	-27	~~39.40~~			2" well
	1000	3.98	300	7.46	.230	5	7.14	22.46	-19	.40			
	1005	3.98	300	7.56	.227	3	6.58	22.64	-14	.40			
	1010	3.98	300	7.69	.225	3	5.84	22.82	-6	.40			
	1015	3.98	300	7.69	.226	3	5.83	22.82	-6	.40			
	1020	3.98	300	7.70	.226	3	5.82	22.82	-6	.40			
			Sample Time 1020			DUP #2							

Notes:
Note when "Stabilization " has occurred. Stabilization Criteria (achieved after a minimum of three successive readings):

±0.1 for pH
±10 mV for redox
±3% for specific cond.
±10% for DO
<20 NTUs for turbidity
NA for temperature

If stabilization does not occur within 2 hours, contact Site Manager for action.
If well goes dry prior to stabilization, stop, allow well to recharge, and collect sample.

040002.03

Legion

Attachment 4.4

WELL PURGING - FIELD WATER QUALITY MEASUREMENTS FORM

Location:

Well ID: PZ2

Field Sampling Personnel: Gatto

Identify Measuring Point (MP): TOC
(e.g. Top of Casing)

Depth to Screen below MP: _____ of screen (Top) _____ of screen (Bottom)

Pump Intake at (ft. below MP): 32

Purging Device (Pump Type): _____
(e.g. Dedicated pump, peristaltic pump, bailer, bladder pump, etc.)

page ___ of ___

DTW 7.86
DTB 32.00
V .96

Date	Time 24 hr	Depth to Water Below MP ft	Purge Rate mL/min	pH pH units	Spec Cond. mS/cm	Turbidity NTUs	DO Flow cell mg/L	Temp. °C	Redox Potential mV	Cum. Volume Purged gallons			Comments
6/4/15	1225	14.10	150	5.63	.409	71	10.50	23.68	119	—			
	1230	22.11	150	5.46	.430	39	10.66	23.18	122	.20			1" well
	1235	30.96	150	5.43	.438	50	22.65	23.13	120	.20			
													DTW Before
		Dry											The Flow Cell was
													Full 14.10

Sample Time 0845 6/5/15

Notes:
Note when "Stabilization " has occurred. Stabilization Criteria (achieved after a minimum of three successive readings):

±0.1 for pH
±10 mV for redox
±3% for specific cond.
±10% for DO
<20 NTUs for turbidity
NA for temperature

If stabilization does not occur within 2 hours, contact Site Manager for action.
If well goes dry prior to stabilization, stop, allow well to recharge, and collect sample.

040002.03

APPENDIX C

BIOCHLOR OUTPUT SHEETS

BIOCHLOR Natural Attenuation Decision Support System

Version 2.2
Excel 2000

Legion Industries
Shallow Aquifer
Run Name

Data Input Instructions:

115 → 1. Enter value directly....or
↑ or
0.02 ↗ 2. Calculate by filling in gray cells. Press Enter, then (C)
(To restore formulas, hit "Restore Formulas" button)
Variable* → Data used directly in model.

Test if Biotransformation is Occurring → Natural Attenuation Screening Protocol

TYPE OF CHLORINATED SOLVENT: Ethenes ◉ Ethanes ○

1. ADVECTION

Seepage Velocity*	Vs	43.0	(ft/yr)
or			
Hydraulic Conductivity	K	4.8E-04	(cm/sec)
Hydraulic Gradient	i	0.013	(ft/ft)
Effective Porosity	n	0.15	(-)

2. DISPERSION

Alpha x*	18	(ft)
(Alpha y) / (Alpha x)*	0.1	(-)
(Alpha z) / (Alpha x)*	1.E-99	(-)

Calc. Alpha x

3. ADSORPTION

Retardation Factor* → R

or

Soil Bulk Density, rho	1.7	(kg/L)		
FractionOrganicCarbon, foc	2.0E-3	(-)		
Partition Coefficient	Koc			
PCE	426	(L/kg)	10.66	(-)
TCE	130	(L/kg)	3.95	(-)
DCE	125	(L/kg)	3.83	(-)
VC	30	(L/kg)	1.67	(-)
ETH	302	(L/kg)	7.85	(-)
Common R (used in model)* =			**3.95**	

4. BIOTRANSFORMATION

-1st Order Decay Coefficient*

Zone 1

	λ (1/yr)	half-life (yrs)	Yield
PCE → TCE	0.000		0.79
TCE → DCE	0.500		0.74
DCE → VC	1.500		0.64
VC → ETH	2.500		0.45

Zone 2

	λ (1/yr)	half-life (yrs)
PCE → TCE	0.000	
TCE → DCE	0.000	
DCE → VC	0.000	
VC → ETH	0.000	

λ HELP

5. GENERAL

Simulation Time*	40	(yr)
Modeled Area Width*	200	(ft)
Modeled Area Length*	500	(ft)
Zone 1 Length*	500	(ft)
Zone 2 Length*	0	(ft)

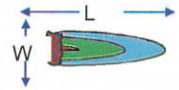

Zone 2= L - Zone 1

6. SOURCE DATA

TYPE: Decaying Single Planar

Source Options

Source Thickness in Sat. Zone* 10 (ft)

Width* (ft) Y1 50

Conc. (mg/L)*	C1	k_s* (1/yr)
PCE	.019	0.02
TCE	8.2	0.02
DCE	2.9	0.02
VC	3.3	0.02
ETH		0.02

Vertical Plane Source: Determine Source Well Location and Input Solvent Concentrations

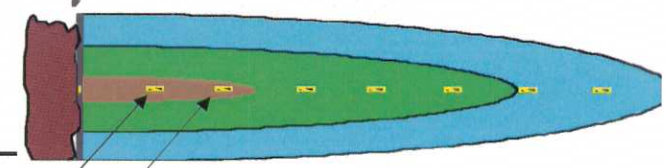

View of Plume Looking Down

Observed Centerline Conc. at Monitoring Wells

7. FIELD DATA FOR COMPARISON

PCE Conc. (mg/L)	.0	.0	.0								
TCE Conc. (mg/L)	.016	.006	.009								
DCE Conc. (mg/L)	.125	.003	.003								
VC Conc. (mg/L)	0.0	0.0	.0								
ETH Conc. (mg/L)											
Distance from Source (ft)	110	350	560								
Date Data Collected	2015										

8. CHOOSE TYPE OF OUTPUT TO SEE:

RUN CENTERLINE | RUN ARRAY | Help | Restore | RESET | SEE OUTPUT | Paste

DISSOLVED CHLORINATED SOLVENT CONCENTRATIONS ALONG PLUME CENTERLINE (mg/L) at Z=0

TCE	Distance from Source (ft)										
	0	50	100	150	200	250	300	350	400	450	500
No Degradation	3.684	3.797	3.611	3.484	3.391	3.272	3.062	2.717	2.238	1.680	1.132
Biotransformation	3.6845	2.259	1.280	0.740	0.437	0.262	0.158	0.095	0.056	0.032	0.017
	Monitoring Well Locations (ft)										
	110	350	560								
Field Data from Site	0.016	0.006	0.009								

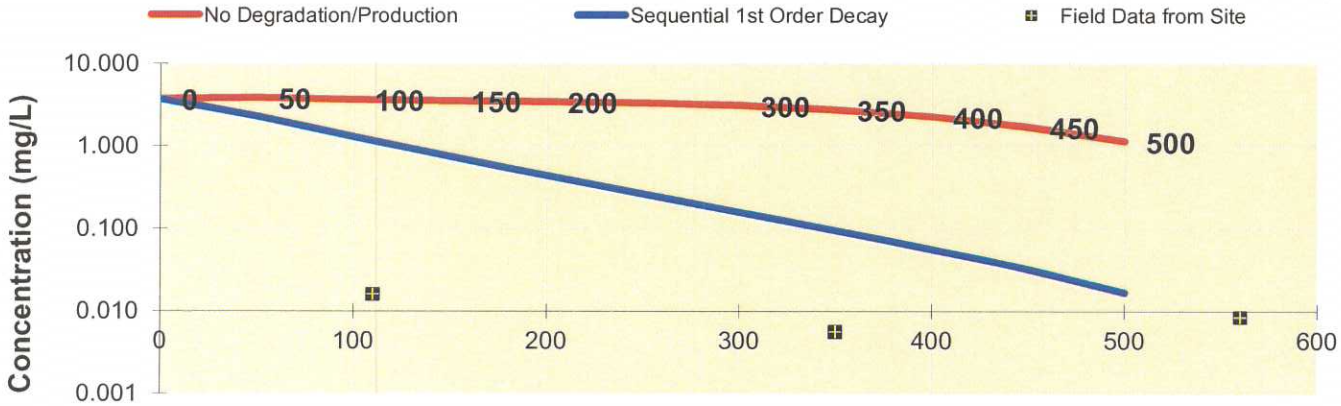

Distance From Source (ft.)

See PCE

See TCE

See DCE

See VC

See ETH

Prepare Animation

Time:

40.0 Years

Log ⟺ Linear

Return to Input

To All

To Array

DISSOLVED CHLORINATED SOLVENT CONCENTRATIONS ALONG PLUME CENTERLINE (mg/L) at Z=0

DCE	Distance from Source (ft)										
	0	50	100	150	200	250	300	350	400	450	500
No Degradation	1.303	1.343	1.277	1.232	1.199	1.157	1.083	0.961	0.792	0.594	0.400
Biotransformation	1.3031	0.817	0.468	0.272	0.161	0.096	0.058	0.035	0.021	0.012	0.006
	Monitoring Well Locations (ft)										
	110	350	560								
Field Data from Site	0.125	0.003	0.003								

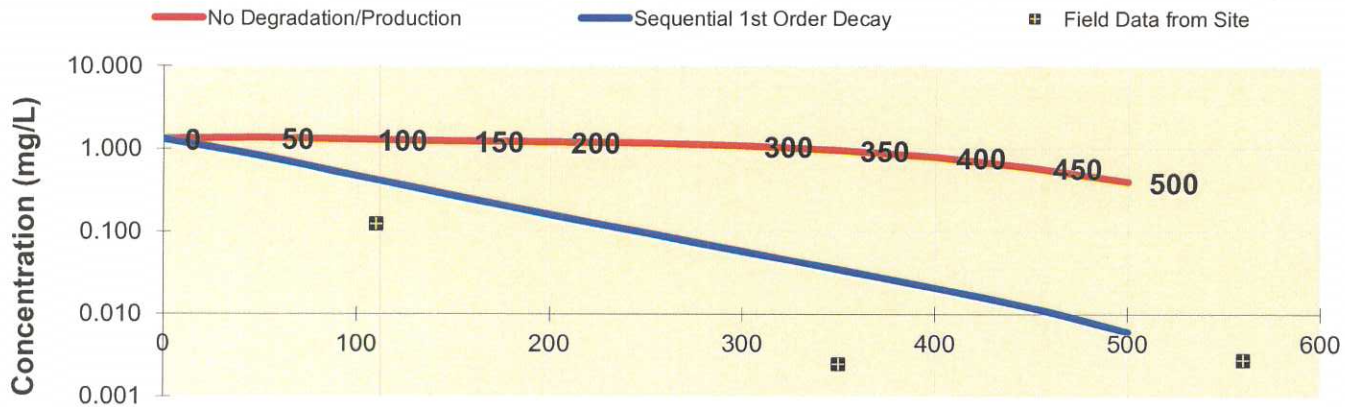

Distance From Source (ft.)

See PCE

See TCE

See DCE

See VC

See ETH

Prepare Animation

Time:

40.0 Years

Log ⟺ Linear

Return to Input

To All

To Array

DISSOLVED CHLORINATED SOLVENT CONCENTRATIONS ALONG PLUME CENTERLINE (mg/L) at Z=0

VC	Distance from Source (ft)										
	0	50	100	150	200	250	300	350	400	450	500
No Degradation	1.483	1.528	1.453	1.402	1.365	1.317	1.232	1.093	0.901	0.676	0.456
Biotransformation	1.4828	0.533	0.246	0.134	0.078	0.047	0.028	0.017	0.010	0.006	0.003
	Monitoring Well Locations (ft)										
	110	350	560								
Field Data from Site	0.025	0.007	0.000								

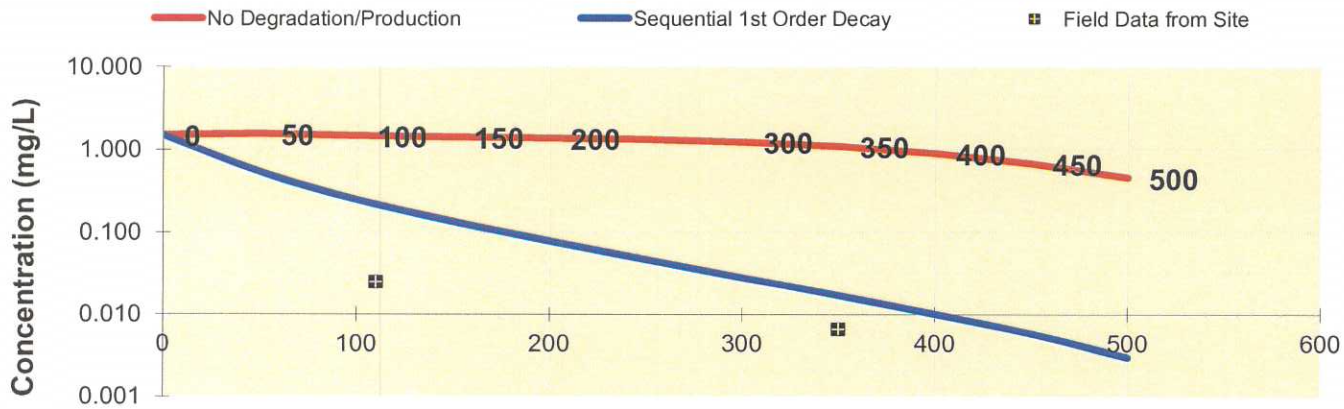

Distance From Source (ft.)

See PCE

See TCE

See DCE

See VC

See ETH

Prepare Animation

Time:

40.0 Years

Log ⟺ Linear

Return to Input

To All

To Array

DISSOLVED CHLORINATED SOLVENT CONCENTRATIONS ALONG PLUME CENTERLINE (mg/L) at Z=0

TCE	Distance from Source (ft)										
	0	50	100	150	200	250	300	350	400	450	500
No Degradation	2.470	2.546	2.426	2.357	2.338	2.353	2.384	2.415	2.425	2.388	2.280
Biotransformation	2.4698	1.514	0.858	0.496	0.293	0.176	0.107	0.066	0.040	0.025	0.016
	Monitoring Well Locations (ft)										
	110	350	560								
Field Data from Site	0.016	0.006	0.009								

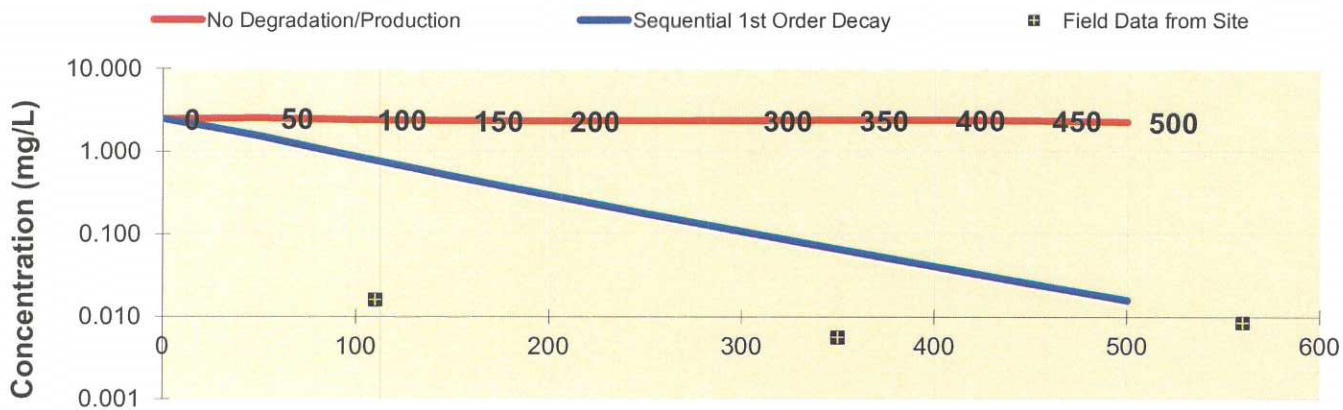

See PCE

See TCE

See DCE

See VC

See ETH

Distance From Source (ft.)

Prepare Animation

Time:

60.0 Years

Log ⟺ Linear

Return to Input

To All

To Array

DISSOLVED CHLORINATED SOLVENT CONCENTRATIONS ALONG PLUME CENTERLINE (mg/L) at Z=0

DCE	Distance from Source (ft)										
	0	50	100	150	200	250	300	350	400	450	500
No Degradation	0.873	0.901	0.858	0.834	0.827	0.832	0.843	0.854	0.858	0.845	0.806
Biotransformation	0.8735	0.547	0.313	0.182	0.108	0.065	0.039	0.024	0.015	0.009	0.006
	Monitoring Well Locations (ft)										
	110	350	560								
Field Data from Site	0.125	0.003	0.003								

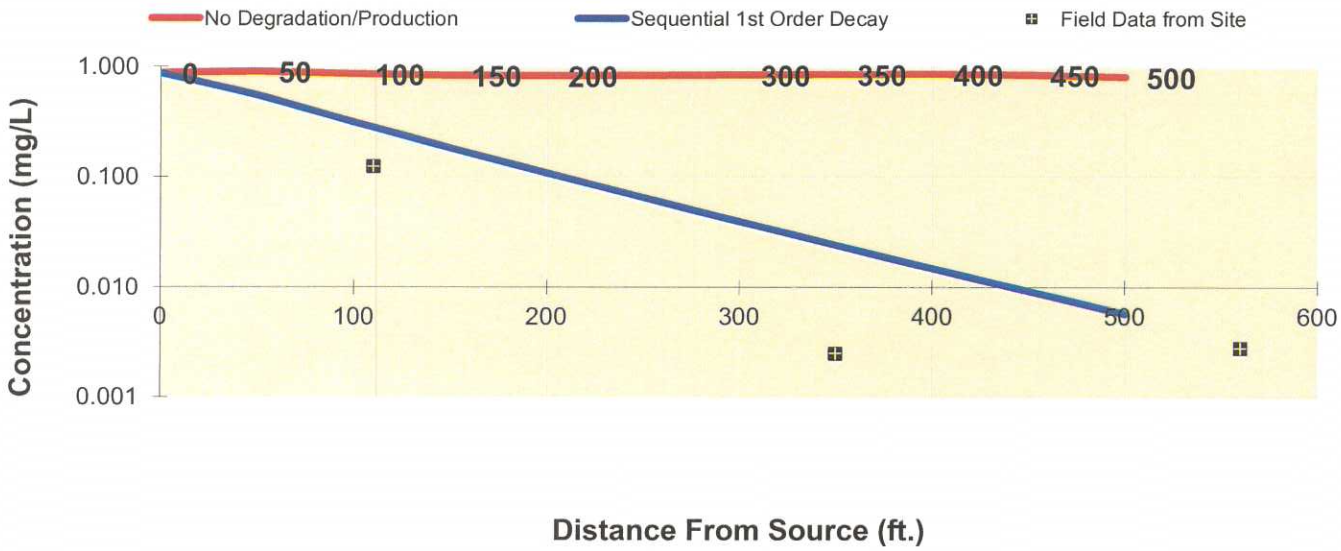

See PCE

See TCE

See DCE

See VC

See ETH

Prepare Animation

Time:

60.0 Years

Log ⟺ Linear

Return to Input

To All

To Array

DISSOLVED CHLORINATED SOLVENT CONCENTRATIONS ALONG PLUME CENTERLINE (mg/L) at Z=0

VC	Distance from Source (ft)										
	0	50	100	150	200	250	300	350	400	450	500
No Degradation	0.994	1.025	0.976	0.949	0.941	0.947	0.959	0.972	0.976	0.961	0.918
Biotransformation	0.9939	0.357	0.165	0.090	0.052	0.031	0.019	0.012	0.007	0.004	0.003
	Monitoring Well Locations (ft)										
	110	350	560								
Field Data from Site	0.025	0.007	0.000								

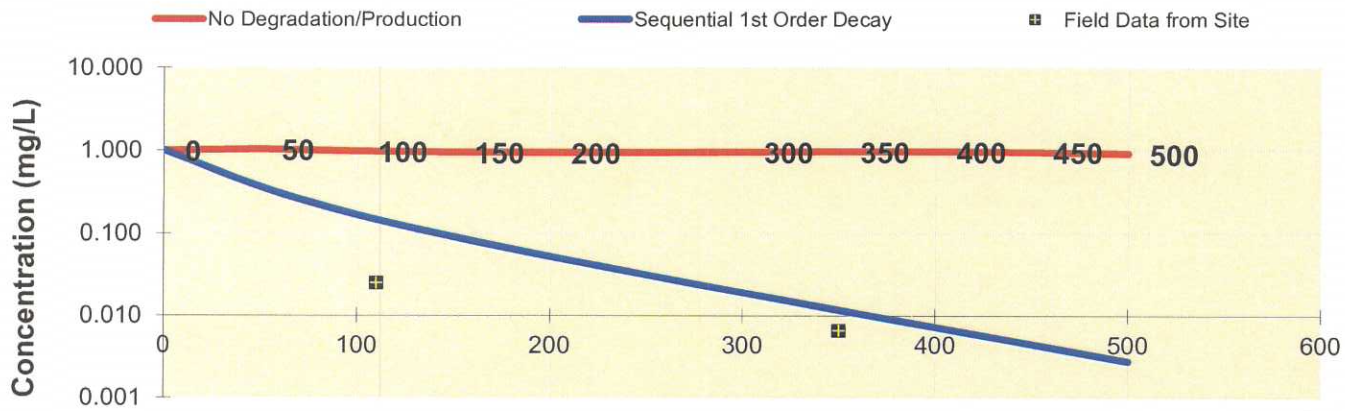

See PCE

See TCE

See DCE

See VC

See ETH

Distance From Source (ft.)

Prepare Animation

Time:

60.0 Years

Log ⟺ Linear

Return to Input

To All

To Array

BIOCHLOR Natural Attenuation Decision Support System

Version 2.2
Excel 2000

Legion Industries
Intermediate Plume
Run Name

Data Input Instructions:

115 → 1. Enter value directly....or
↑ or → 2. Calculate by filling in gray
0.02 cells. Press Enter, then (C)
(To restore formulas, hit "Restore Formulas" button)
Variable* → Data used directly in model.

Test if Biotransformation is Occurring → Natural Attenuation Screening Protocol

TYPE OF CHLORINATED SOLVENT: Ethenes ◉ Ethanes ○

1. ADVECTION

Seepage Velocity*	Vs	38.6	(ft/yr)
or			
Hydraulic Conductivity	K	2.8E-04	(cm/sec)
Hydraulic Gradient	i	0.02	(ft/ft)
Effective Porosity	n	0.15	(-)

2. DISPERSION

Alpha x*	10	(ft)
(Alpha y) / (Alpha x)*	1E-10	(-)
(Alpha z) / (Alpha x)*	1.E-99	(-)

Calc. Alpha x

3. ADSORPTION

Retardation Factor* → R

or

Soil Bulk Density, rho	1.7	(kg/L)		
FractionOrganicCarbon, foc	7.0E-4	(-)		
Partition Coefficient	Koc			
PCE	426	(L/kg)	4.38	(-)
TCE	130	(L/kg)	2.03	(-)
DCE	125	(L/kg)	1.99	(-)
VC	30	(L/kg)	1.23	(-)
ETH	302	(L/kg)	3.40	(-)
Common R (used in model)* =			**2.03**	

4. BIOTRANSFORMATION

-1st Order Decay Coefficient*

	λ (1/yr)	half-life (yrs)	Yield
Zone 1			
PCE → TCE	0.000		0.79
TCE → DCE	1.900		0.74
DCE → VC	1.400		0.64
VC → ETH	1.500		0.45
Zone 2	λ (1/yr)	half-life (yrs)	
PCE → TCE	0.000		
TCE → DCE	0.000		
DCE → VC	0.000		
VC → ETH	0.000		

λ HELP

5. GENERAL

Simulation Time*	60	(yr)
Modeled Area Width*	200	(ft)
Modeled Area Length*	500	(ft)
Zone 1 Length*	500	(ft)
Zone 2 Length*	0	(ft)

L, W

Zone 2= L - Zone 1

6. SOURCE DATA

TYPE: Decaying Single Planar

Source Options

Source Thickness in Sat. Zone* 10 (ft)

Width* (ft) Y1 50

Conc. (mg/L)*	C1	k_s* (1/yr)
PCE	.0	0.02
TCE	57.0	0.02
DCE	8.0	0.02
VC	2.2	0.02
ETH		0.02

Vertical Plane Source: Determine Source Well Location and Input Solvent Concentrations

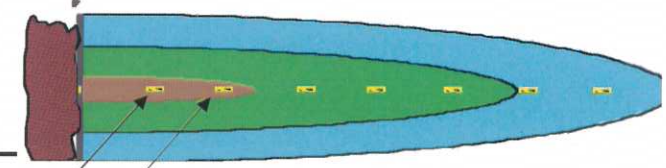

View of Plume Looking Down

Observed Centerline Conc. at Monitoring Wells

7. FIELD DATA FOR COMPARISON

PCE Conc. (mg/L)	.0	.0	.0
TCE Conc. (mg/L)	46.3	3.01	.002
DCE Conc. (mg/L)	7.28	1.66	.145
VC Conc. (mg/L)	1.6	0.7	.12
ETH Conc. (mg/L)			
Distance from Source (ft)	0	30	215
Date Data Collected	2015		

8. CHOOSE TYPE OF OUTPUT TO SEE:

RUN CENTERLINE | RUN ARRAY | Help | Restore | RESET | SEE OUTPUT | Paste

DISSOLVED CHLORINATED SOLVENT CONCENTRATIONS ALONG PLUME CENTERLINE (mg/L) at Z=0

TCE	Distance from Source (ft)										
	0	50	100	150	200	250	300	350	400	450	500
No Degradation	25.612	27.011	28.487	30.043	31.684	33.415	35.235	37.140	39.093	40.983	42.552
Biotransformation	25.6117	4.332	0.733	0.124	0.021	0.004	0.001	0.000	0.000	0.000	0.000
	Monitoring Well Locations (ft)										
	0	30	215								
Field Data from Site	46.300	3.010	0.002								

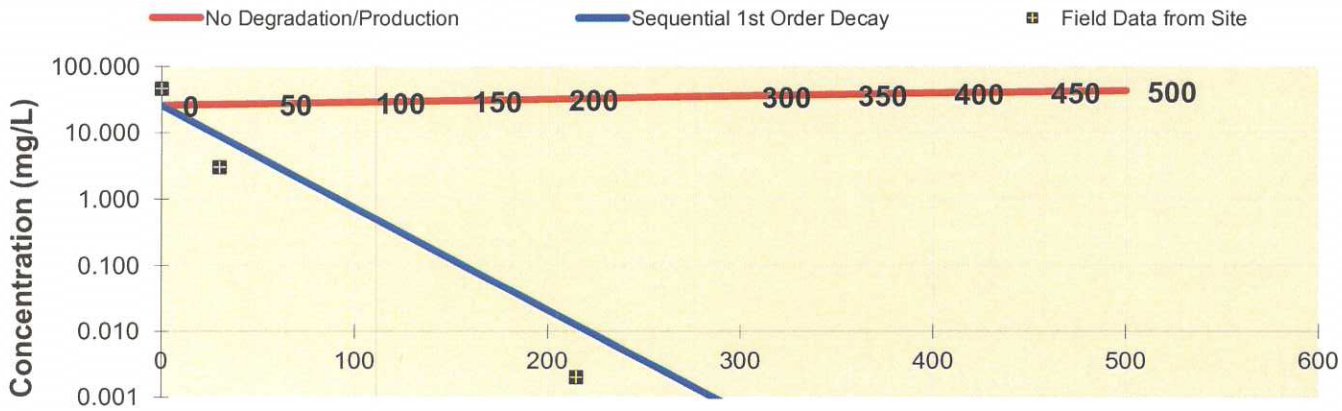

Distance From Source (ft.)

See PCE

See TCE

See DCE

See VC

See ETH

Prepare Animation

Time:

40.0 Years

Log ⟺ Linear

Return to Input

To All

To Array

DISSOLVED CHLORINATED SOLVENT CONCENTRATIONS ALONG PLUME CENTERLINE (mg/L) at Z=0

Distance from Source (ft)

DCE	0	50	100	150	200	250	300	350	400	450	500
No Degradation	3.595	3.791	3.998	4.217	4.447	4.690	4.945	5.213	5.487	5.752	5.972
Biotransformation	3.5946	6.821	2.717	0.853	0.243	0.066	0.017	0.005	0.001	0.000	0.000

Monitoring Well Locations (ft)

	0	30	215								
Field Data from Site	7.280	1.660	0.145								

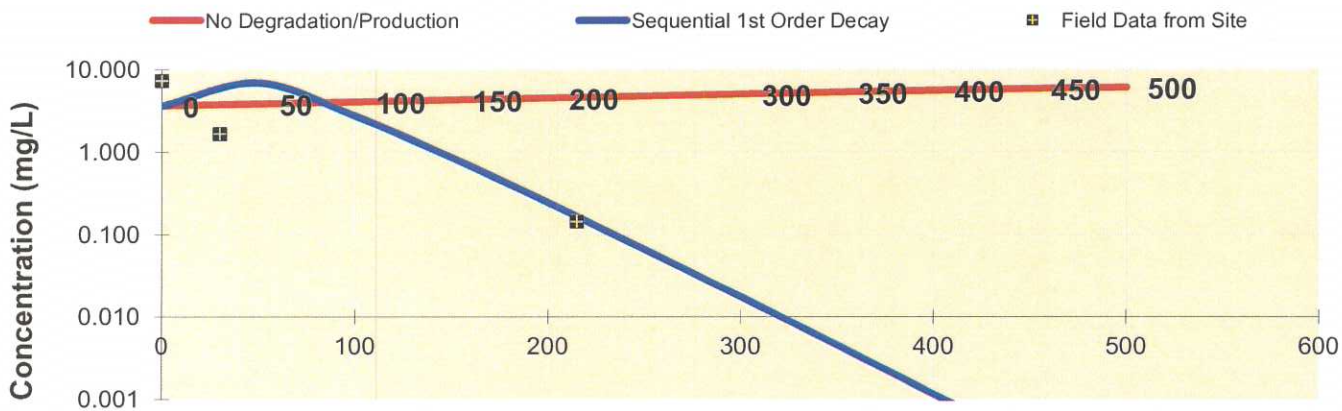

Distance From Source (ft.)

See PCE

See TCE

See DCE

See VC

See ETH

Prepare Animation

Time:

40.0 Years

Log ⟺ Linear

Return to Input

To All

To Array

DISSOLVED CHLORINATED SOLVENT CONCENTRATIONS ALONG PLUME CENTERLINE (mg/L) at Z=0

VC	Distance from Source (ft)										
	0	50	100	150	200	250	300	350	400	450	500
No Degradation	0.989	1.043	1.099	1.160	1.223	1.290	1.360	1.433	1.509	1.582	1.642
Biotransformation	0.9885	3.675	2.553	1.161	0.436	0.147	0.046	0.014	0.004	0.001	0.000
	Monitoring Well Locations (ft)										
	0	30	215								
Field Data from Site	1.620	0.680	0.120								

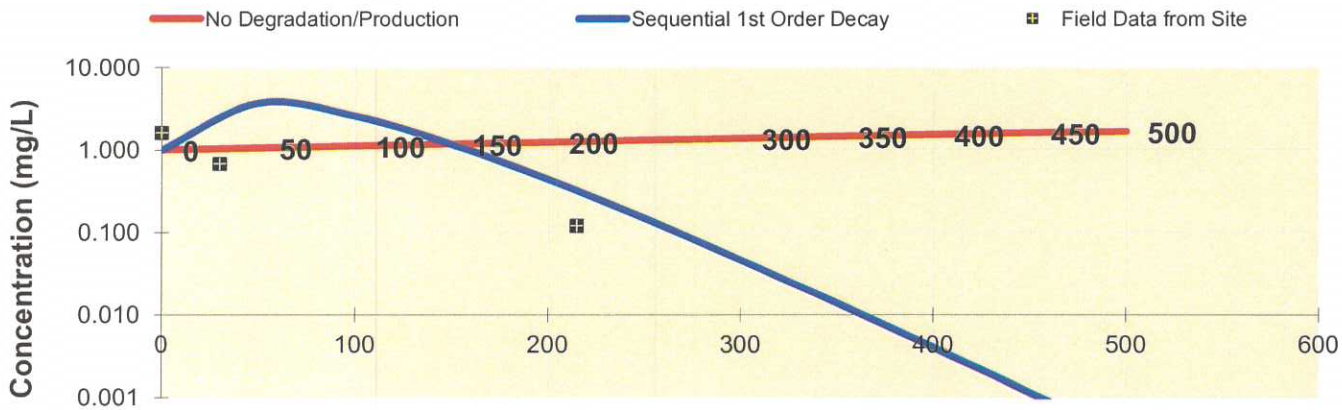

Distance From Source (ft.)

See PCE

See TCE

See DCE

See VC

See ETH

Prepare Animation

Time:

40.0 Years

Log ⟺ Linear

Return to Input

To All

To Array

DISSOLVED CHLORINATED SOLVENT CONCENTRATIONS ALONG PLUME CENTERLINE (mg/L) at Z=0

TCE	Distance from Source (ft)										
	0	50	100	150	200	250	300	350	400	450	500
No Degradation	17.168	17.880	17.622	17.138	16.748	16.492	16.356	16.321	16.370	16.491	16.674
Biotransformation	17.1681	2.871	0.454	0.071	0.011	0.002	0.000	0.000	0.000	0.000	0.000
	Monitoring Well Locations (ft)										
	0	30	215								
Field Data from Site	46.300	3.010	0.002								

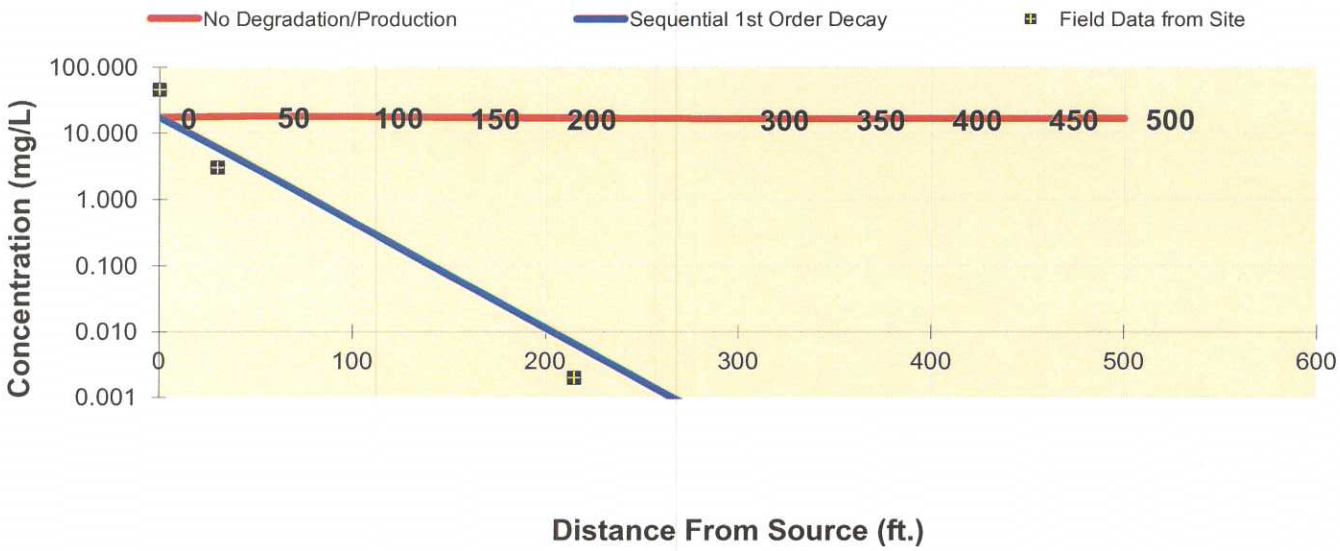

See PCE

See TCE

See DCE

See VC

See ETH

Prepare Animation

Time:

60.0 Years

Log ⟺ Linear

Return to Input

To All

To Array

DISSOLVED CHLORINATED SOLVENT CONCENTRATIONS ALONG PLUME CENTERLINE (mg/L) at Z=0

DCE	Distance from Source (ft)										
	0	50	100	150	200	250	300	350	400	450	500
No Degradation	2.410	2.541	2.680	2.826	2.981	3.144	3.315	3.497	3.688	3.889	4.101
Biotransformation	2.4096	4.572	1.821	0.572	0.163	0.044	0.012	0.003	0.001	0.000	0.000
	Monitoring Well Locations (ft)										
	0	30	215								
Field Data from Site	7.280	1.660	0.145								

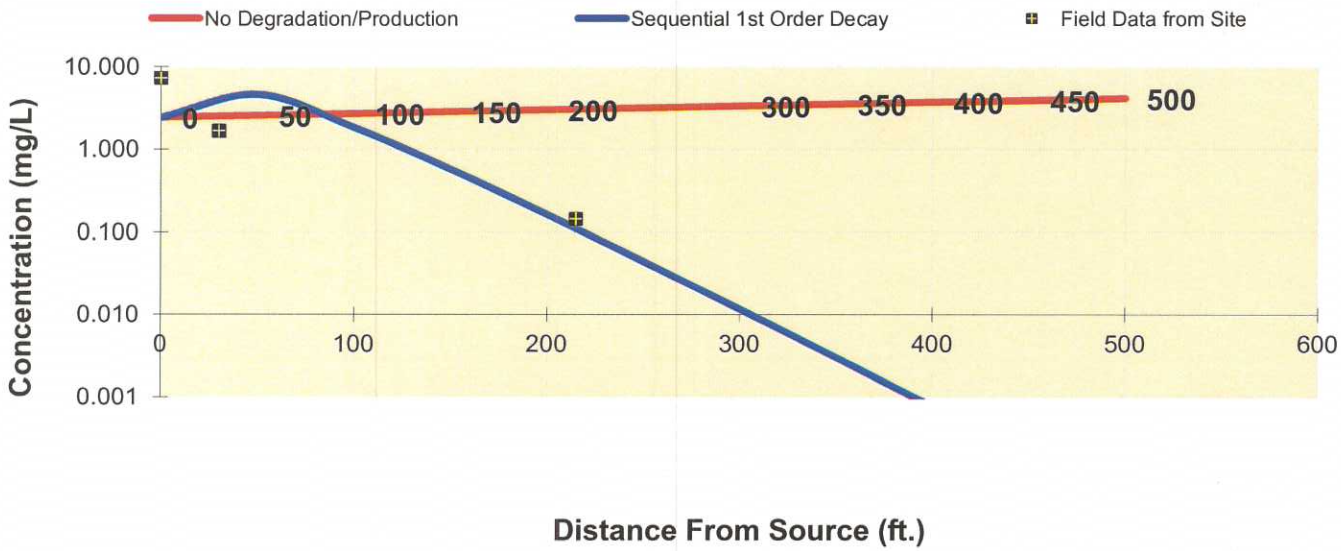

See PCE

See TCE

See DCE

See VC

See ETH

Prepare Animation

Time:

60.0 Years

Log ⟺ Linear

Return to Input

To All

To Array

DISSOLVED CHLORINATED SOLVENT CONCENTRATIONS ALONG PLUME CENTERLINE (mg/L) at Z=0

VC	Distance from Source (ft)										
	0	50	100	150	200	250	300	350	400	450	500
No Degradation	0.663	0.699	0.737	0.777	0.820	0.865	0.912	0.962	1.014	1.069	1.128
Biotransformation	0.6626	2.463	1.711	0.778	0.292	0.099	0.031	0.009	0.003	0.001	0.000
	Monitoring Well Locations (ft)										
	0	30	215								
Field Data from Site	1.620	0.680	0.120								

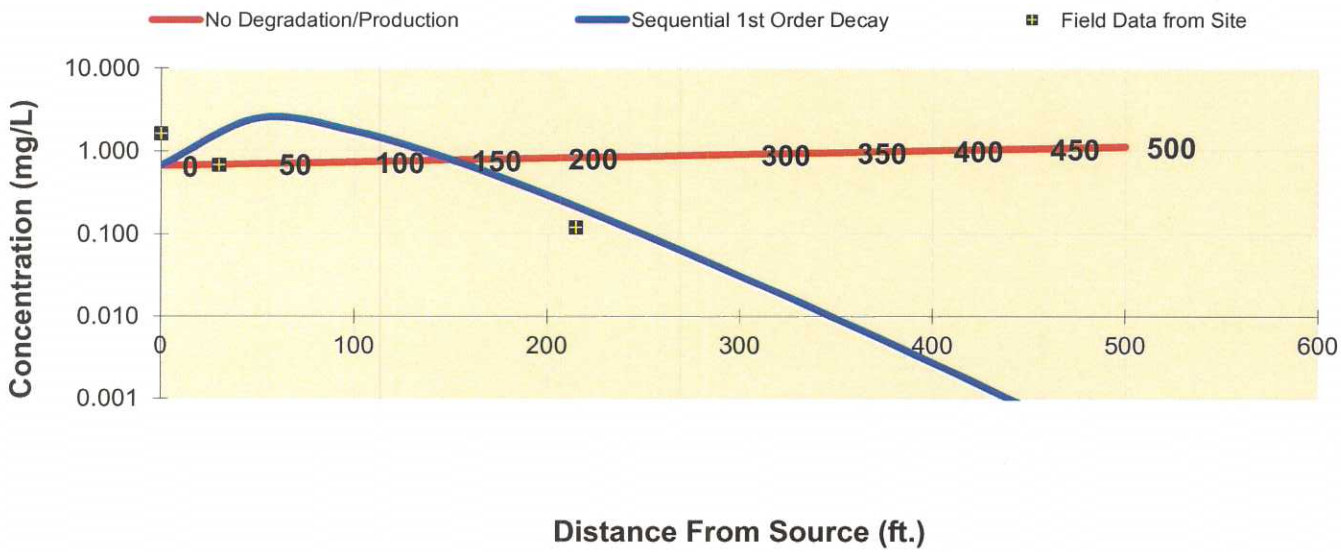

See PCE

See TCE

See DCE

See VC

See ETH

Prepare Animation

Time:

60.0 Years

Log ⟺ Linear

Return to Input

To All

To Array

APPENDIX D

CONTAMINANT CONCENTRATION TREND GRAPHS

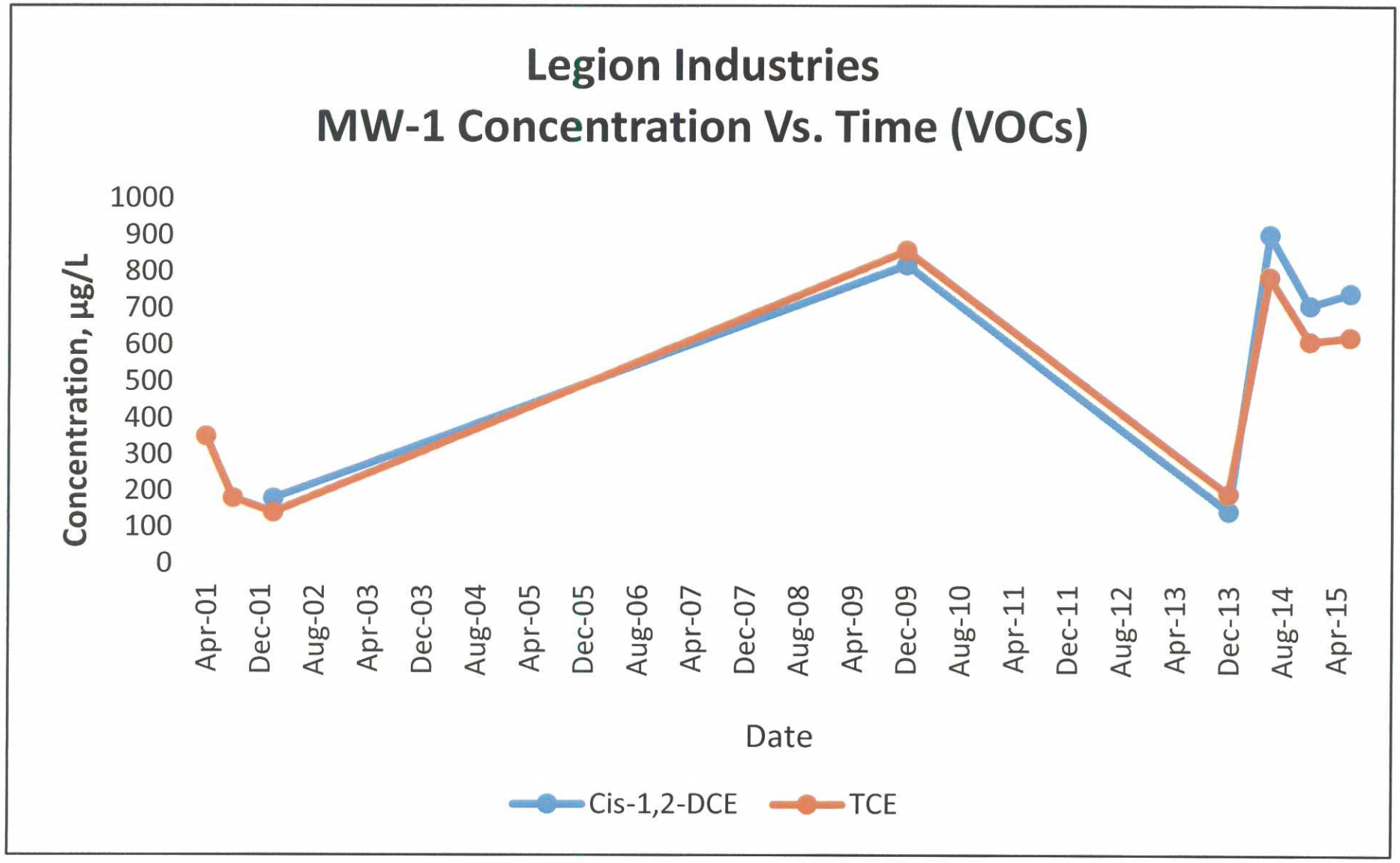
Legion Industries
MW-1 Concentration Vs. Time (VOCs)
Concentration, µg/L
1000
900
800
700
600
500
400
300
200
100
0
Apr-01
Dec-01
Aug-02
Apr-03
Dec-03
Aug-04
Apr-05
Dec-05
Aug-06
Apr-07
Dec-07
Aug-08
Apr-09
Dec-09
Aug-10
Apr-11
Dec-11
Aug-12
Apr-13
Dec-13
Aug-14
Apr-15
Date
Cis-1,2-DCE
TCE

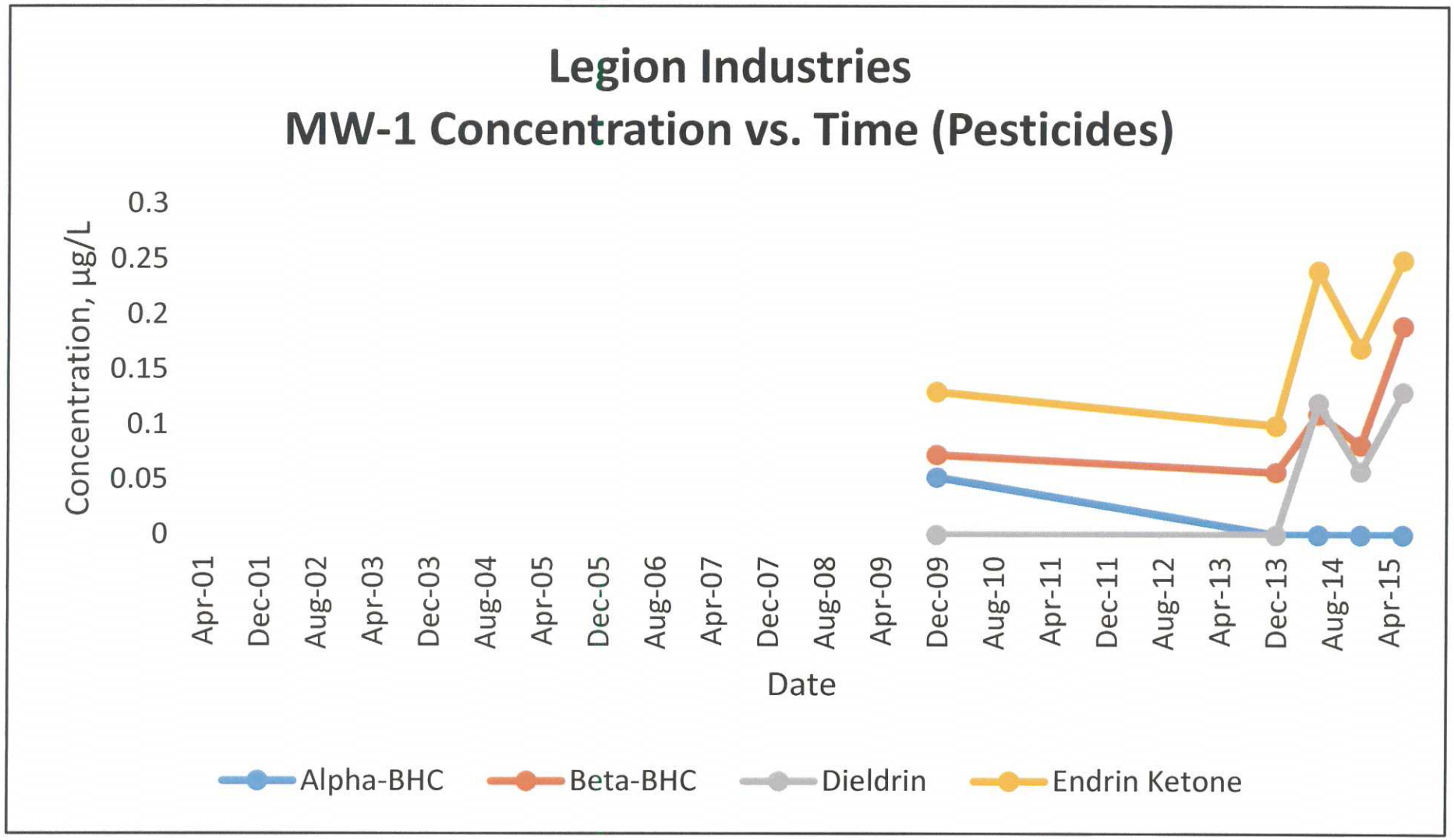
Legion Industries
MW-1 Concentration vs. Time (Pesticides)
Concentration, µg/L
0.3
0.25
0.2
0.15
0.1
0.05
0
Apr-01
Dec-01
Aug-02
Apr-03
Dec-03
Aug-04
Apr-05
Dec-05
Aug-06
Apr-07
Dec-07
Aug-08
Apr-09
Dec-09
Aug-10
Apr-11
Dec-11
Aug-12
Apr-13
Dec-13
Aug-14
Apr-15
Date
Alpha-BHC
Beta-BHC
Dieldrin
Endrin Ketone

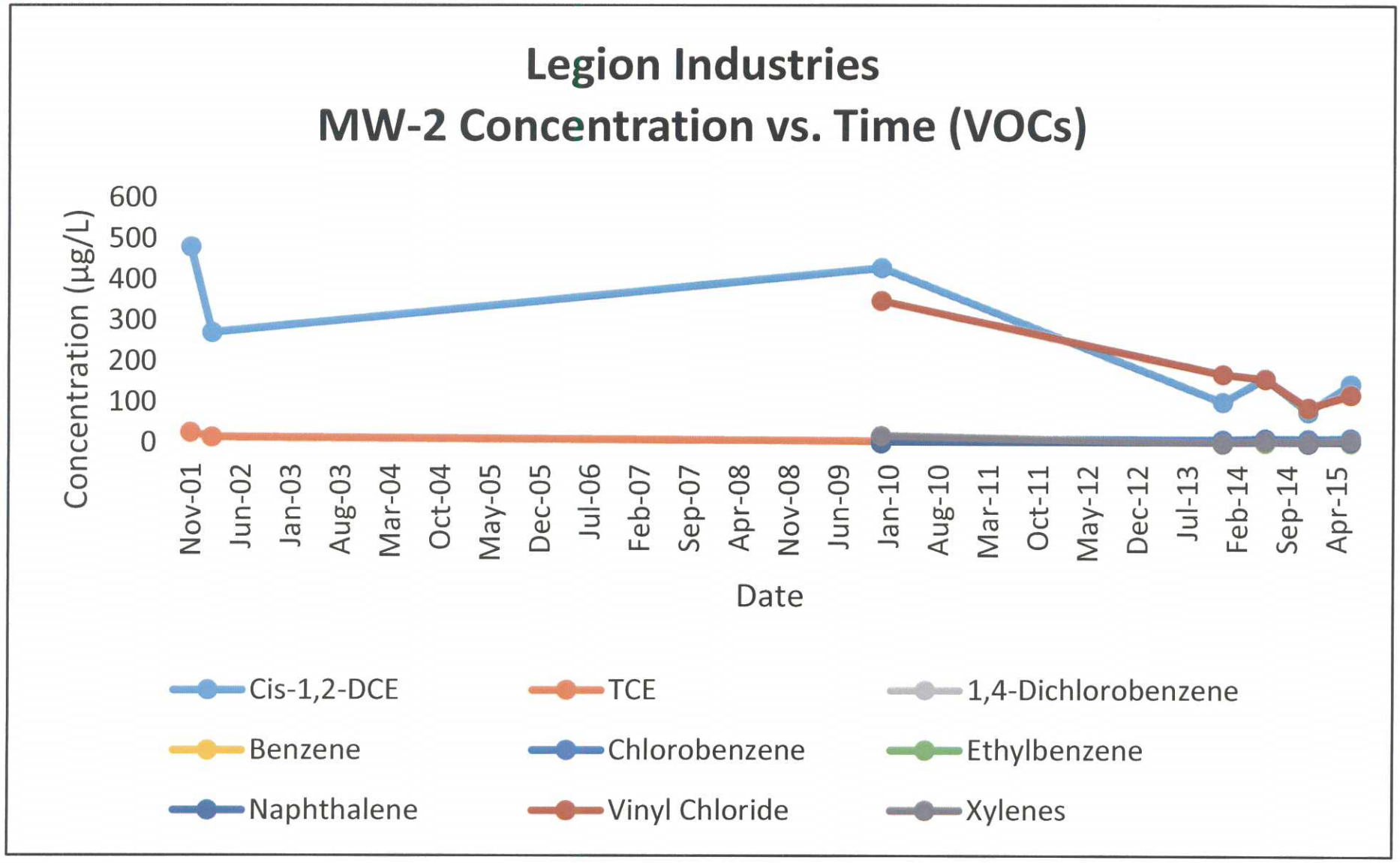
Legion Industries
MW-2 Concentration vs. Time (VOCs)
Concentration (µg/L)
600
500
400
300
200
100
0
Nov-01
Jun-02
Jan-03
Aug-03
Mar-04
Oct-04
May-05
Dec-05
Jul-06
Feb-07
Sep-07
Apr-08
Nov-08
Jun-09
Jan-10
Aug-10
Mar-11
Oct-11
May-12
Dec-12
Jul-13
Feb-14
Sep-14
Apr-15
Date
Cis-1,2-DCE
TCE
1,4-Dichlorobenzene
Benzene
Chlorobenzene
Ethylbenzene
Naphthalene
Vinyl Chloride
Xylenes

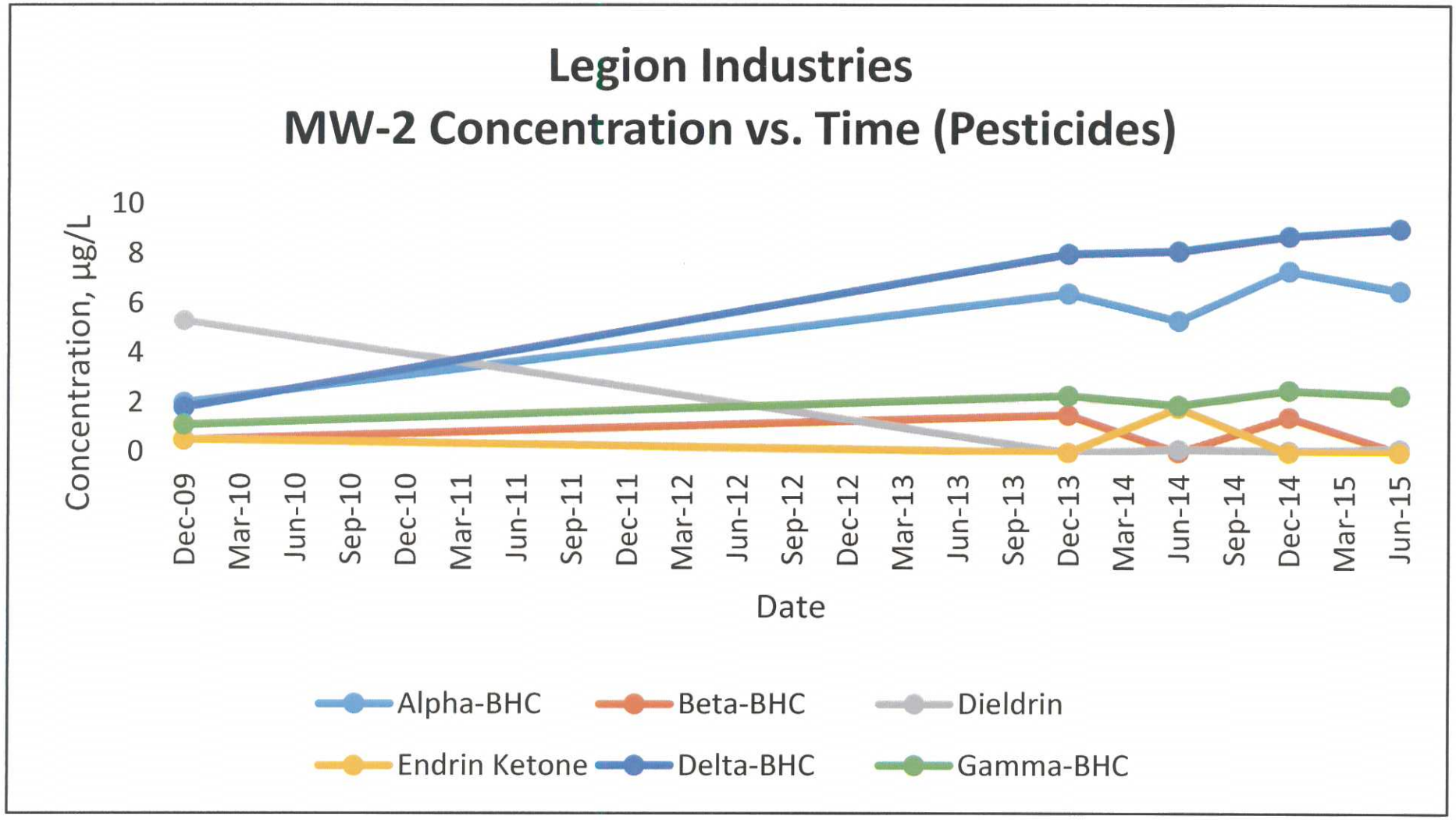
Legion Industries
MW-2 Concentration vs. Time (Pesticides)
Concentration, µg/L
10
8
6
4
2
0
Dec-09
Mar-10
Jun-10
Sep-10
Dec-10
Mar-11
Jun-11
Sep-11
Dec-11
Mar-12
Jun-12
Sep-12
Dec-12
Mar-13
Jun-13
Sep-13
Dec-13
Mar-14
Jun-14
Sep-14
Dec-14
Mar-15
Jun-15
Date
Alpha-BHC
Beta-BHC
Dieldrin
Endrin Ketone
Delta-BHC
Gamma-BHC

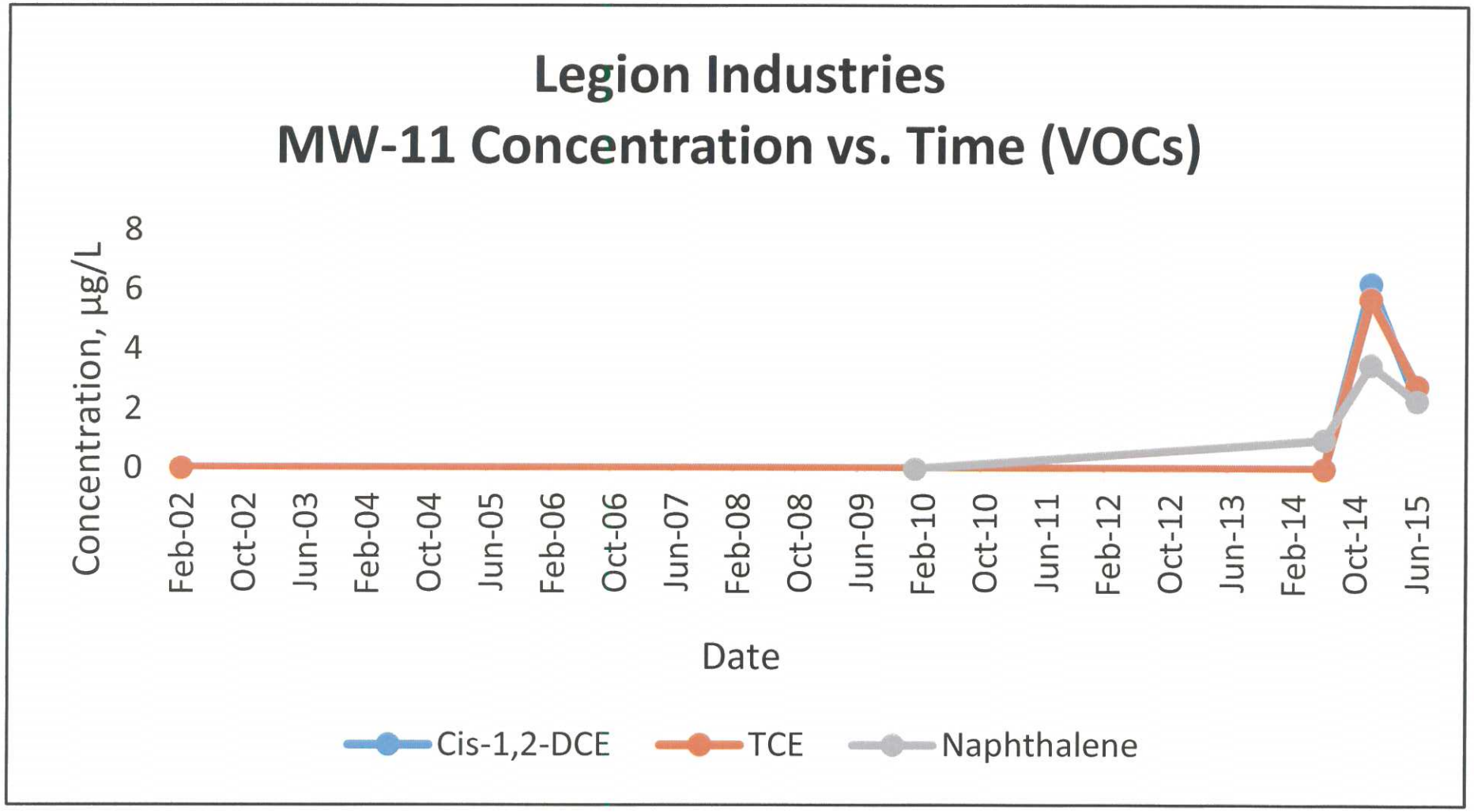
Legion Industries
MW-11 Concentration vs. Time (VOCs)
Concentration, µg/L
8
6
4
2
0
Feb-02
Oct-02
Jun-03
Feb-04
Oct-04
Jun-05
Feb-06
Oct-06
Jun-07
Feb-08
Oct-08
Jun-09
Feb-10
Oct-10
Jun-11
Feb-12
Oct-12
Jun-13
Feb-14
Oct-14
Jun-15
Date
Cis-1,2-DCE
TCE
Naphthalene

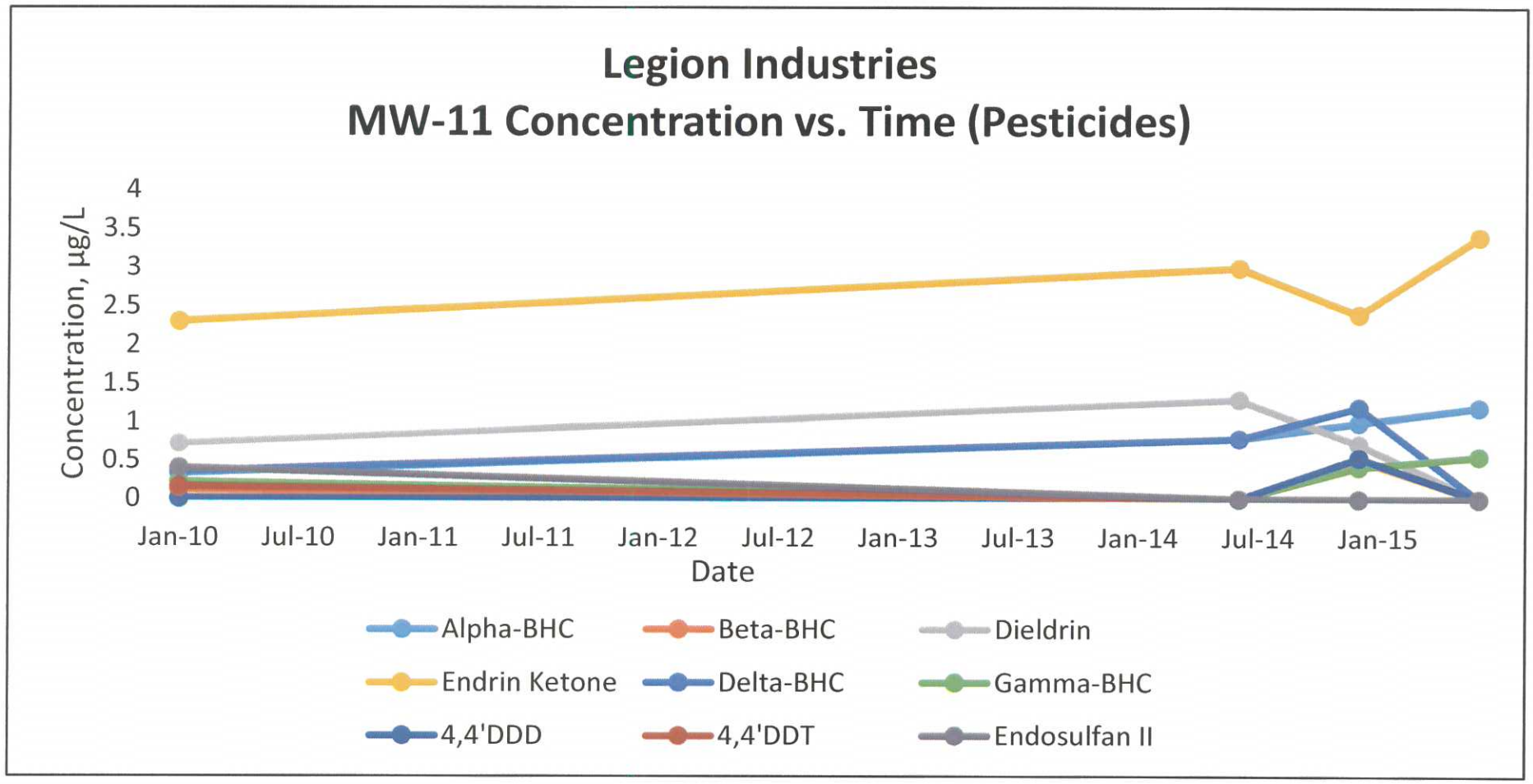
Legion Industries
MW-11 Concentration vs. Time (Pesticides)
Concentration, µg/L
4
3.5
3
2.5
2
1.5
1
0.5
0
Jan-10
Jul-10
Jan-11
Jul-11
Jan-12
Jul-12
Jan-13
Jul-13
Jan-14
Jul-14
Jan-15
Date
Alpha-BHC
Beta-BHC
Dieldrin
Endrin Ketone
Delta-BHC
Gamma-BHC
4,4'DDD
4,4'DDT
Endosulfan II

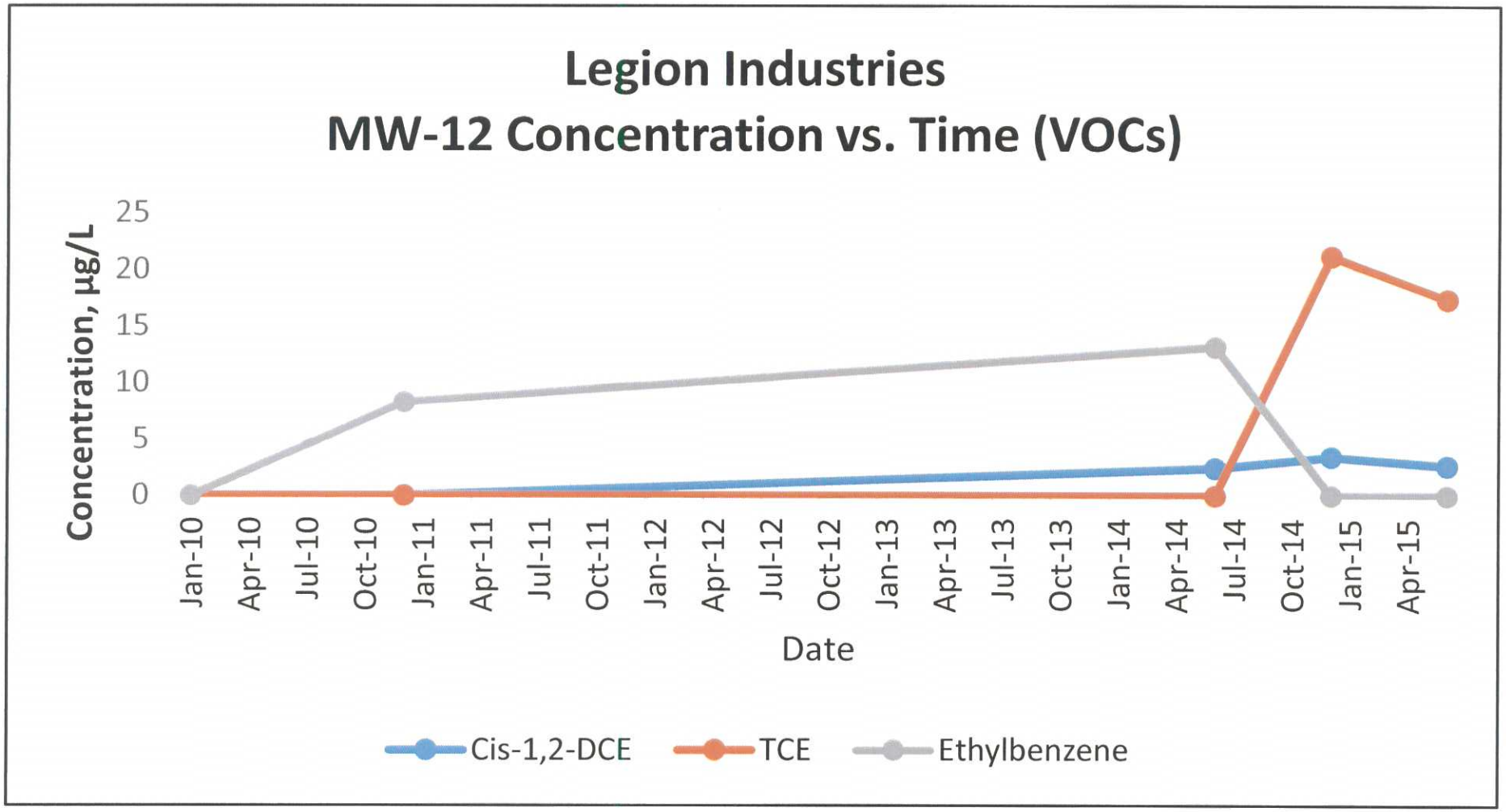
Legion Industries
MW-12 Concentration vs. Time (VOCs)
Concentration, µg/L
25
20
15
10
5
0
Jan-10
Apr-10
Jul-10
Oct-10
Jan-11
Apr-11
Jul-11
Oct-11
Jan-12
Apr-12
Jul-12
Oct-12
Jan-13
Apr-13
Jul-13
Oct-13
Jan-14
Apr-14
Jul-14
Oct-14
Jan-15
Apr-15
Date
Cis-1,2-DCE
TCE
Ethylbenzene

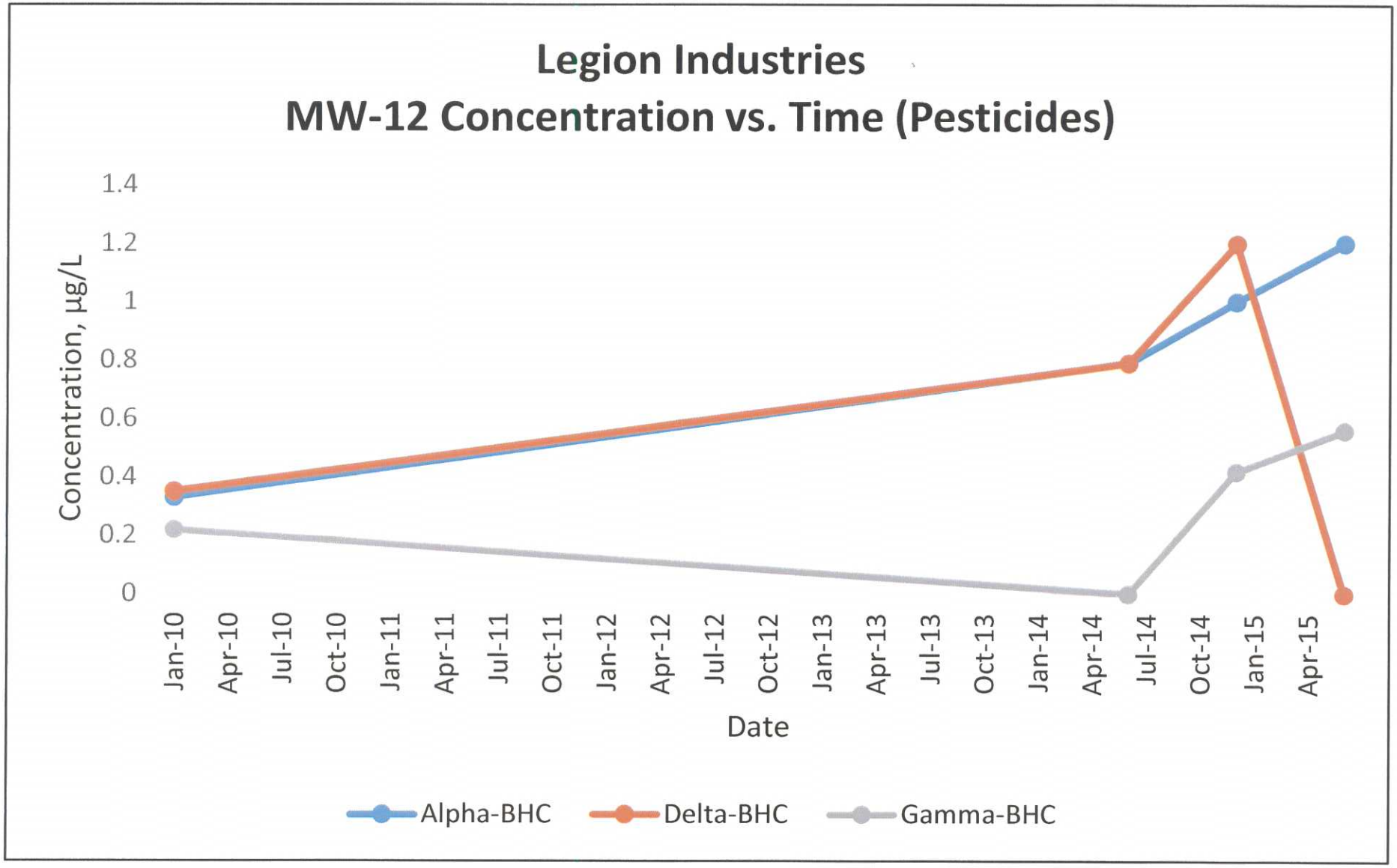
Legion Industries
MW-12 Concentration vs. Time (Pesticides)
Concentration, µg/L
1.4
1.2
1
0.8
0.6
0.4
0.2
0
Jan-10
Apr-10
Jul-10
Oct-10
Jan-11
Apr-11
Jul-11
Oct-11
Jan-12
Apr-12
Jul-12
Oct-12
Jan-13
Apr-13
Jul-13
Oct-13
Jan-14
Apr-14
Jul-14
Oct-14
Jan-15
Apr-15
Date
Alpha-BHC
Delta-BHC
Gamma-BHC

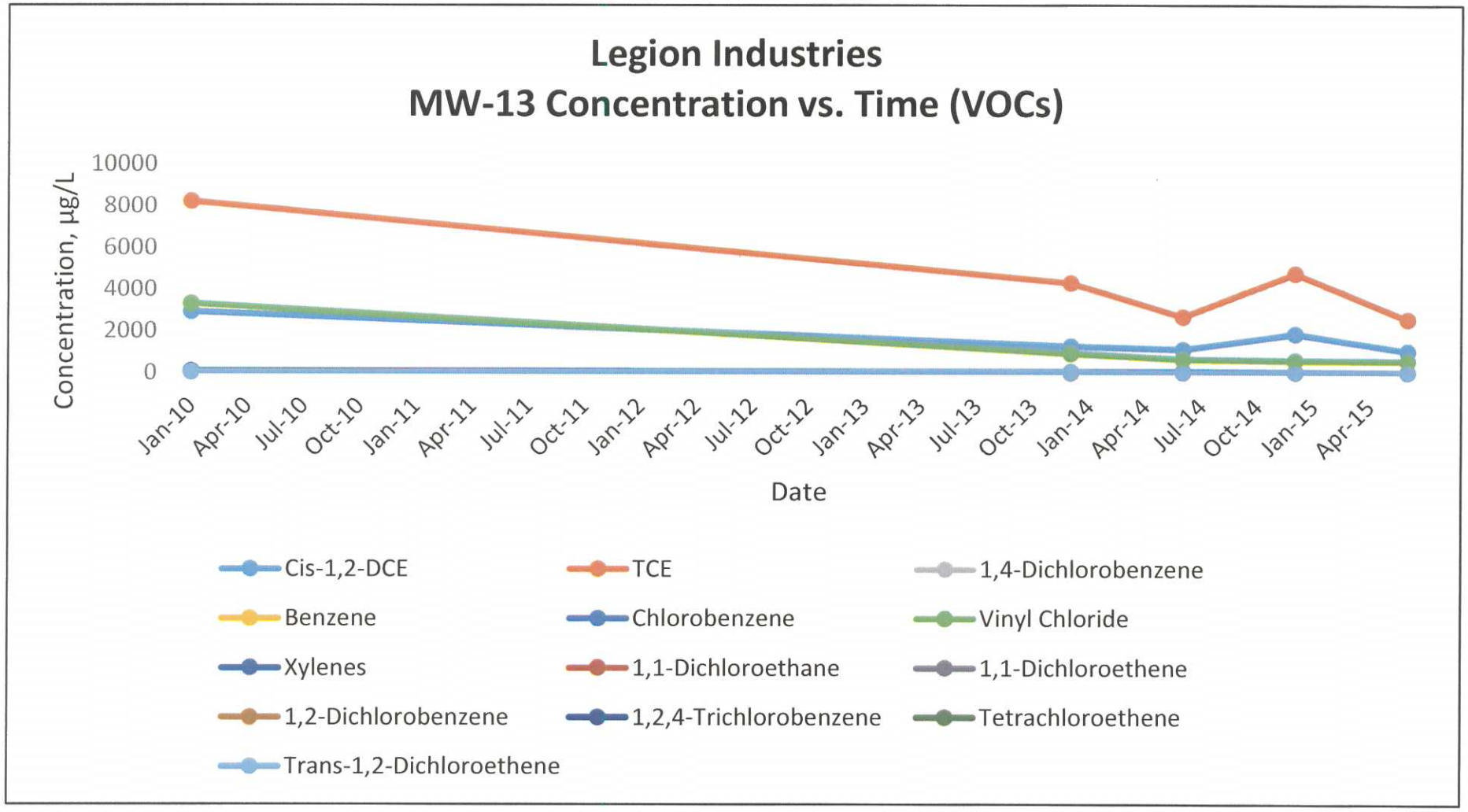
Legion Industries
MW-13 Concentration vs. Time (VOCs)
Concentration, µg/L
10000
8000
6000
4000
2000
0
Jan-10
Apr-10
Jul-10
Oct-10
Jan-11
Apr-11
Jul-11
Oct-11
Jan-12
Apr-12
Jul-12
Oct-12
Jan-13
Apr-13
Jul-13
Oct-13
Jan-14
Apr-14
Jul-14
Oct-14
Jan-15
Apr-15
Date
Cis-1,2-DCE
TCE
1,4-Dichlorobenzene
Benzene
Chlorobenzene
Vinyl Chloride
Xylenes
1,1-Dichloroethane
1,1-Dichloroethene
1,2-Dichlorobenzene
1,2,4-Trichlorobenzene
Tetrachloroethene
Trans-1,2-Dichloroethene

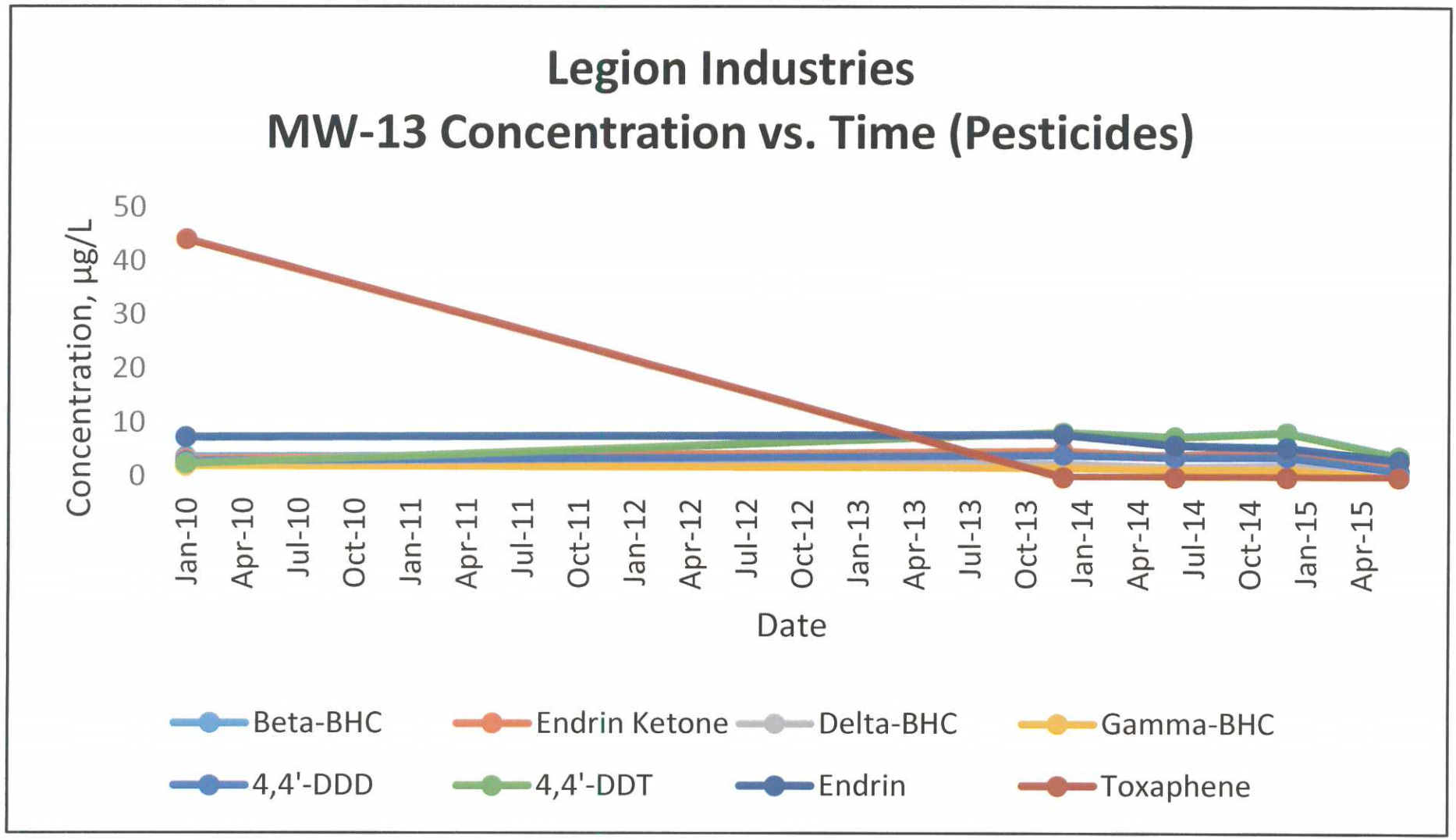
Legion Industries
MW-13 Concentration vs. Time (Pesticides)
Concentration, µg/L
50
40
30
20
10
0
Jan-10
Apr-10
Jul-10
Oct-10
Jan-11
Apr-11
Jul-11
Oct-11
Jan-12
Apr-12
Jul-12
Oct-12
Jan-13
Apr-13
Jul-13
Oct-13
Jan-14
Apr-14
Jul-14
Oct-14
Jan-15
Apr-15
Date
Beta-BHC
Endrin Ketone
Delta-BHC
Gamma-BHC
4,4'-DDD
4,4'-DDT
Endrin
Toxaphene

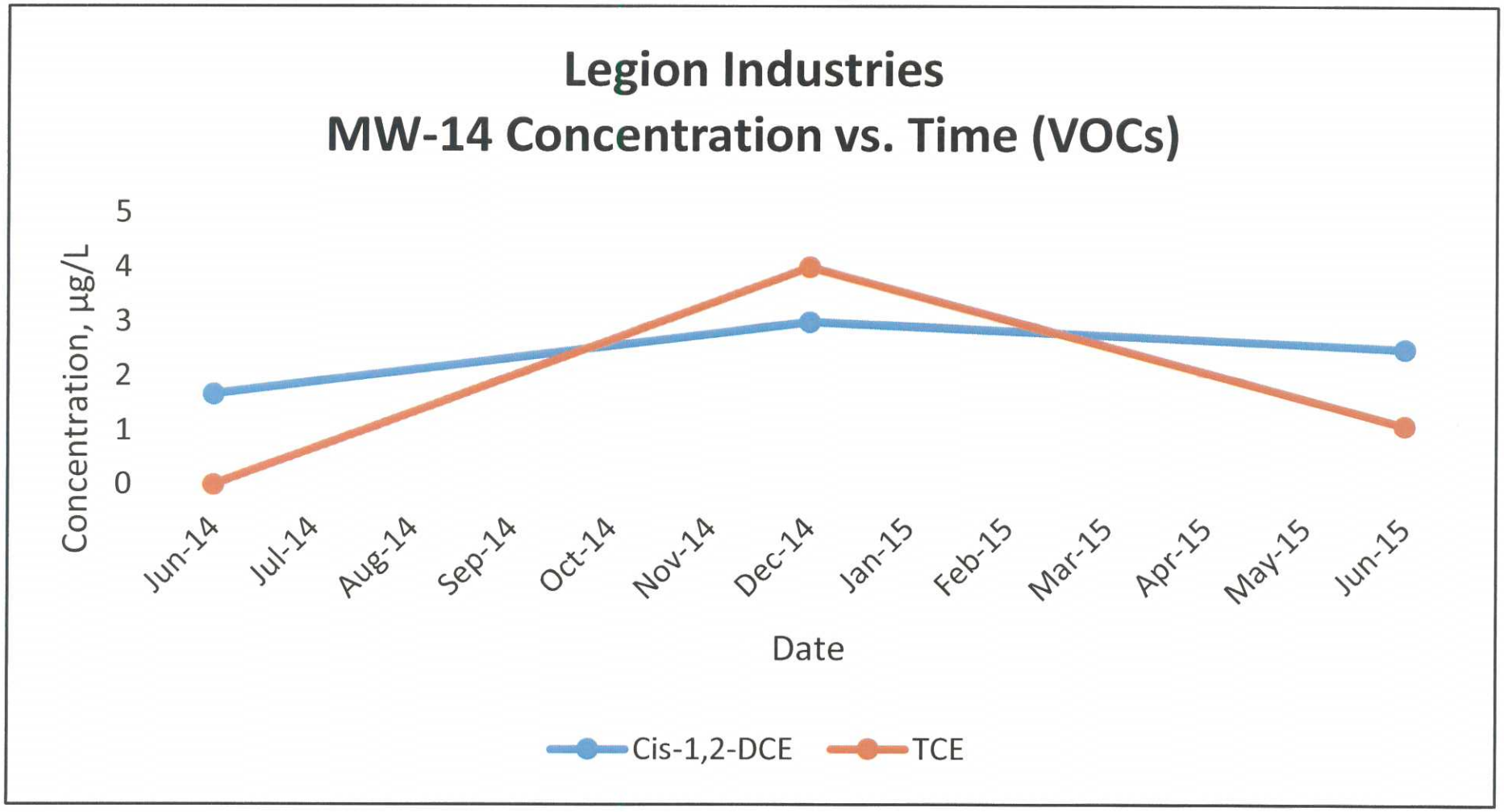
Legion Industries
MW-14 Concentration vs. Time (VOCs)
Concentration, µg/L
5
4
3
2
1
0
Jun-14
Jul-14
Aug-14
Sep-14
Oct-14
Nov-14
Dec-14
Jan-15
Feb-15
Mar-15
Apr-15
May-15
Jun-15
Date
Cis-1,2-DCE
TCE

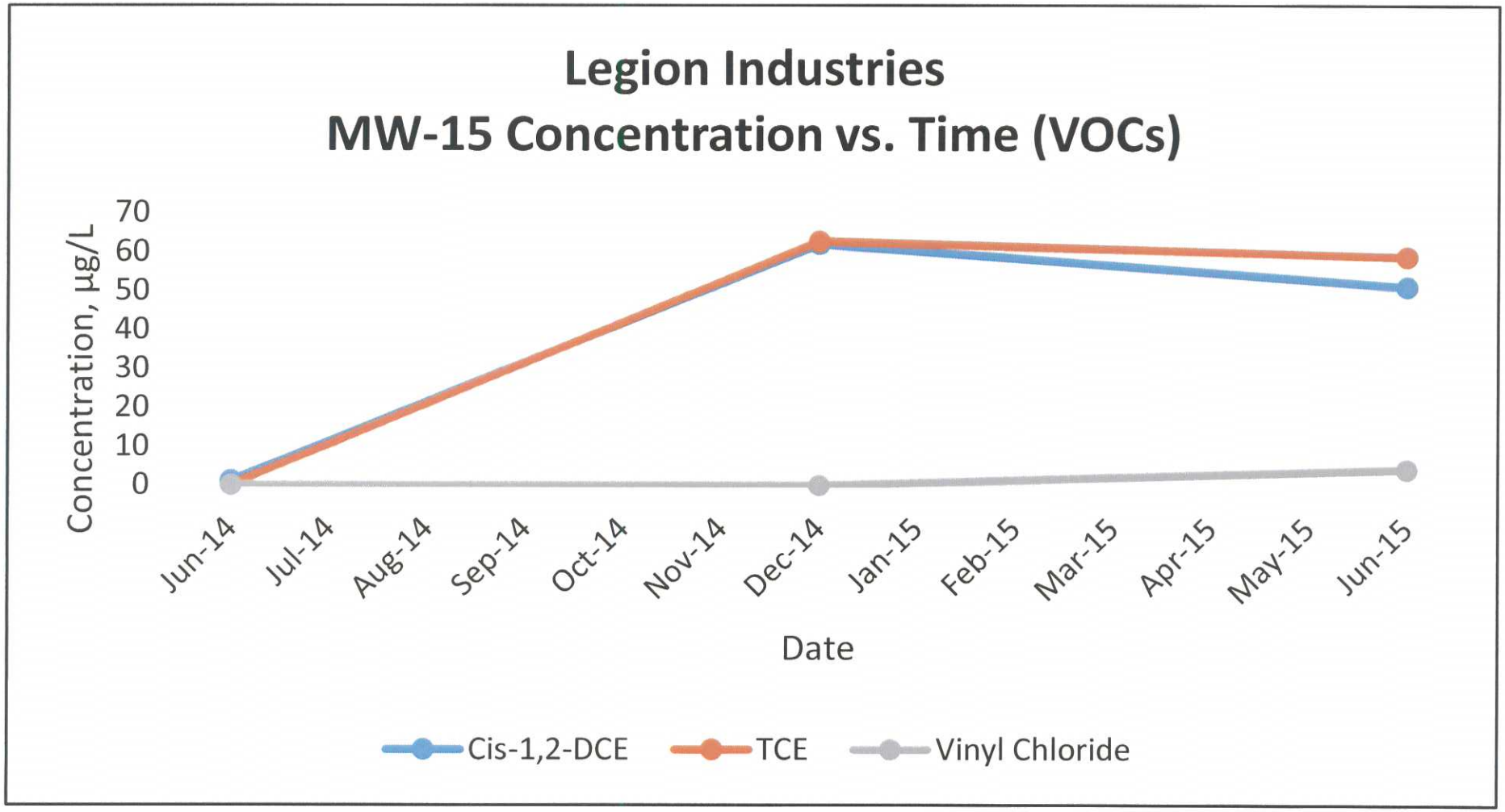
Legion Industries
MW-15 Concentration vs. Time (VOCs)
Concentration, µg/L
70
60
50
40
30
20
10
0
Jun-14
Jul-14
Aug-14
Sep-14
Oct-14
Nov-14
Dec-14
Jan-15
Feb-15
Mar-15
Apr-15
May-15
Jun-15
Date
Cis-1,2-DCE
TCE
Vinyl Chloride

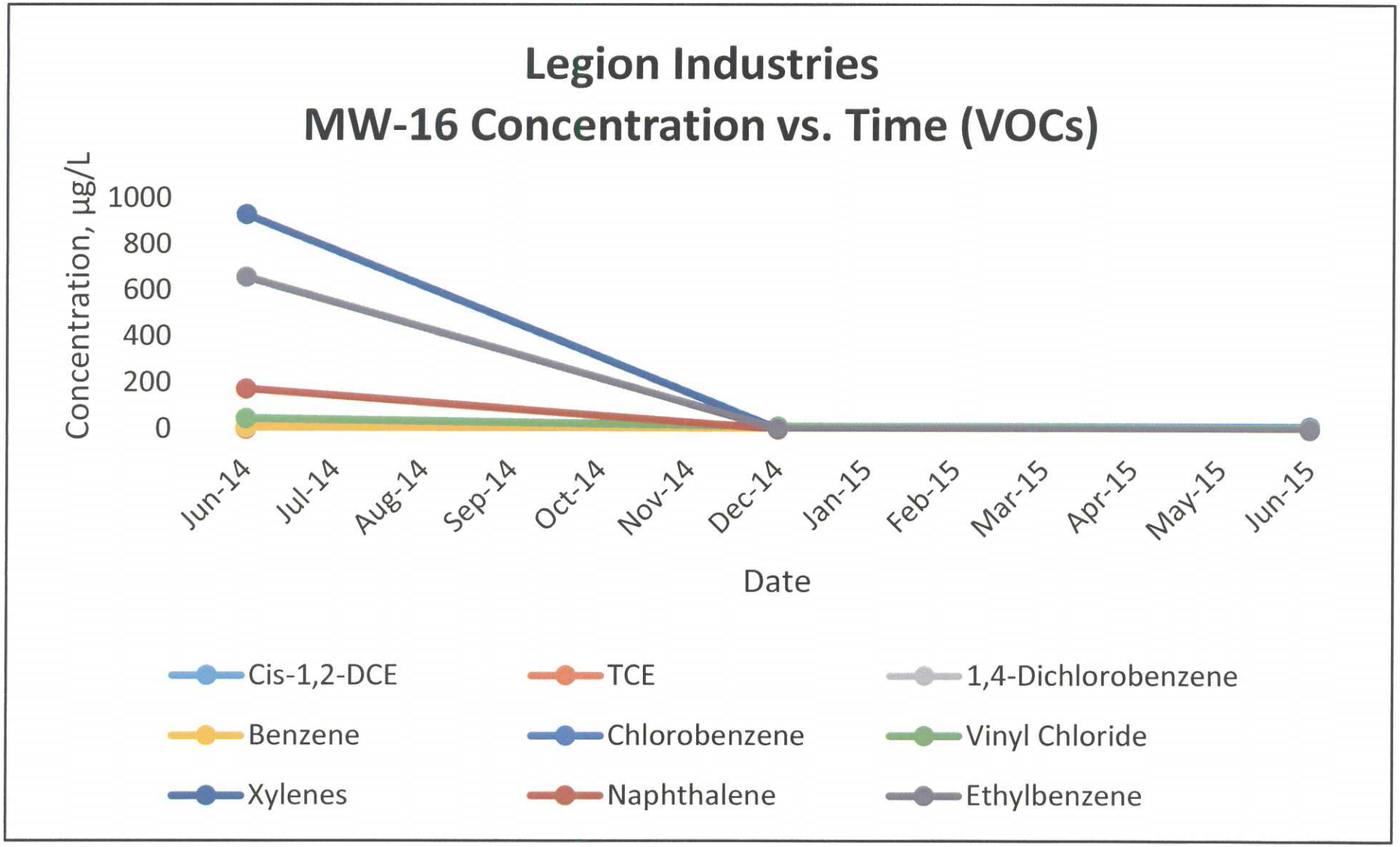
Legion Industries
MW-16 Concentration vs. Time (VOCs)
Concentration, µg/L
1000
800
600
400
200
0
Jun-14
Jul-14
Aug-14
Sep-14
Oct-14
Nov-14
Dec-14
Jan-15
Feb-15
Mar-15
Apr-15
May-15
Jun-15
Date
Cis-1,2-DCE
TCE
1,4-Dichlorobenzene
Benzene
Chlorobenzene
Vinyl Chloride
Xylenes
Naphthalene
Ethylbenzene

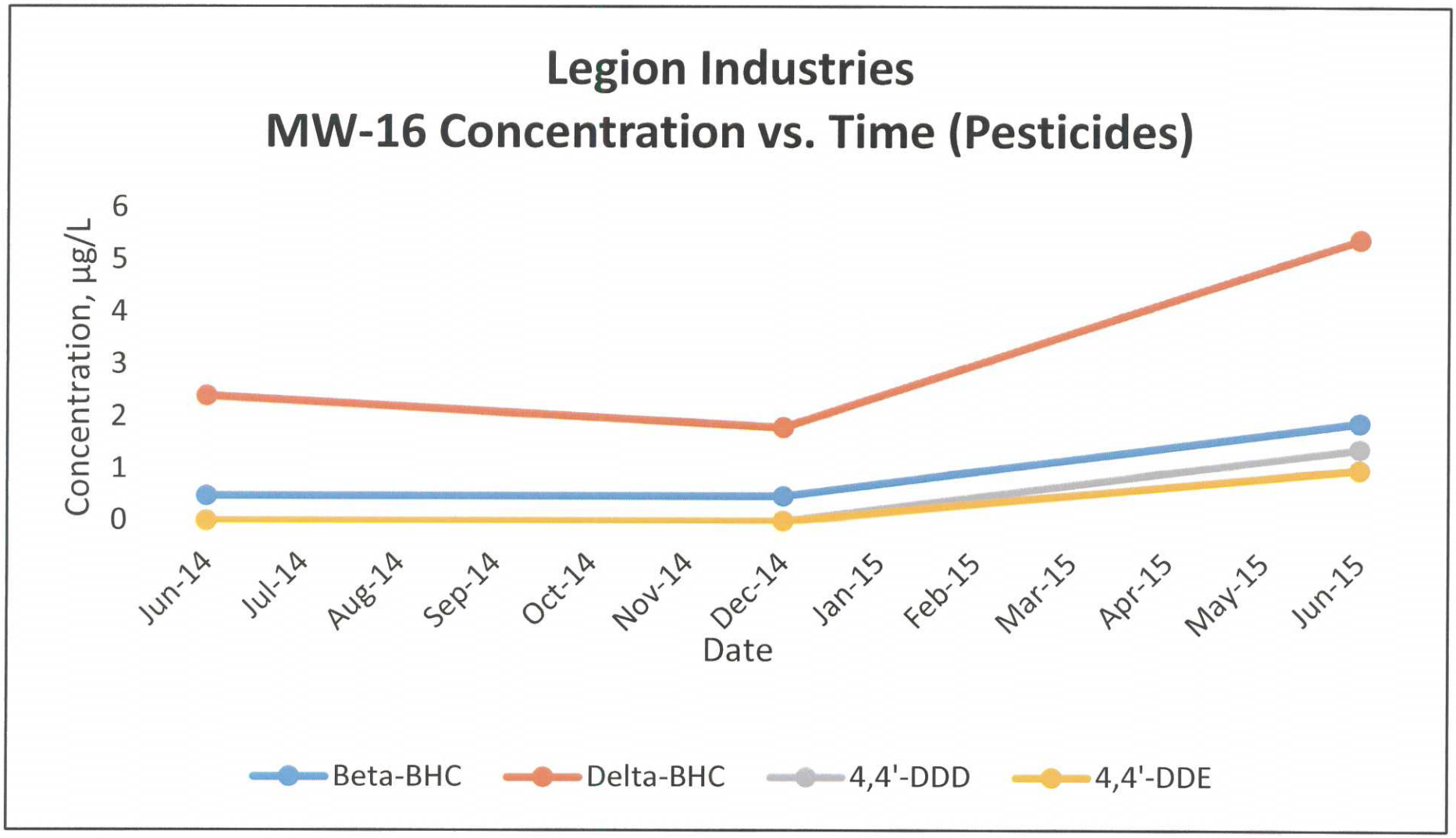
Legion Industries
MW-16 Concentration vs. Time (Pesticides)
Concentration, µg/L
6
5
4
3
2
1
0
Jun-14
Jul-14
Aug-14
Sep-14
Oct-14
Nov-14
Dec-14
Jan-15
Feb-15
Mar-15
Apr-15
May-15
Jun-15
Date
Beta-BHC
Delta-BHC
4,4'-DDD
4,4'-DDE

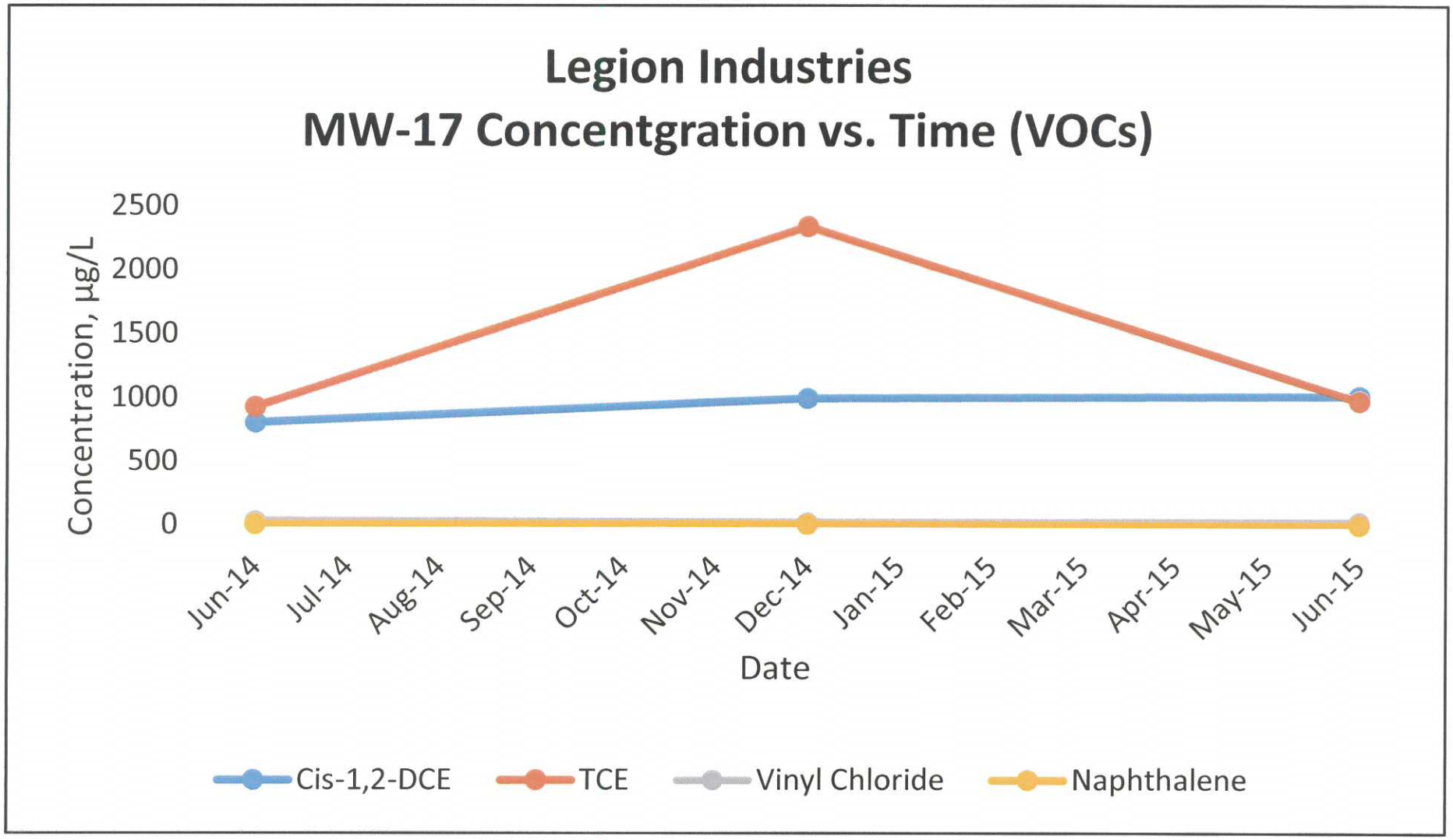
Legion Industries
MW-17 Concentgration vs. Time (VOCs)
Concentration, µg/L
2500
2000
1500
1000
500
0
Jun-14
Jul-14
Aug-14
Sep-14
Oct-14
Nov-14
Dec-14
Jan-15
Feb-15
Mar-15
Apr-15
May-15
Jun-15
Date
Cis-1,2-DCE
TCE
Vinyl Chloride
Naphthalene

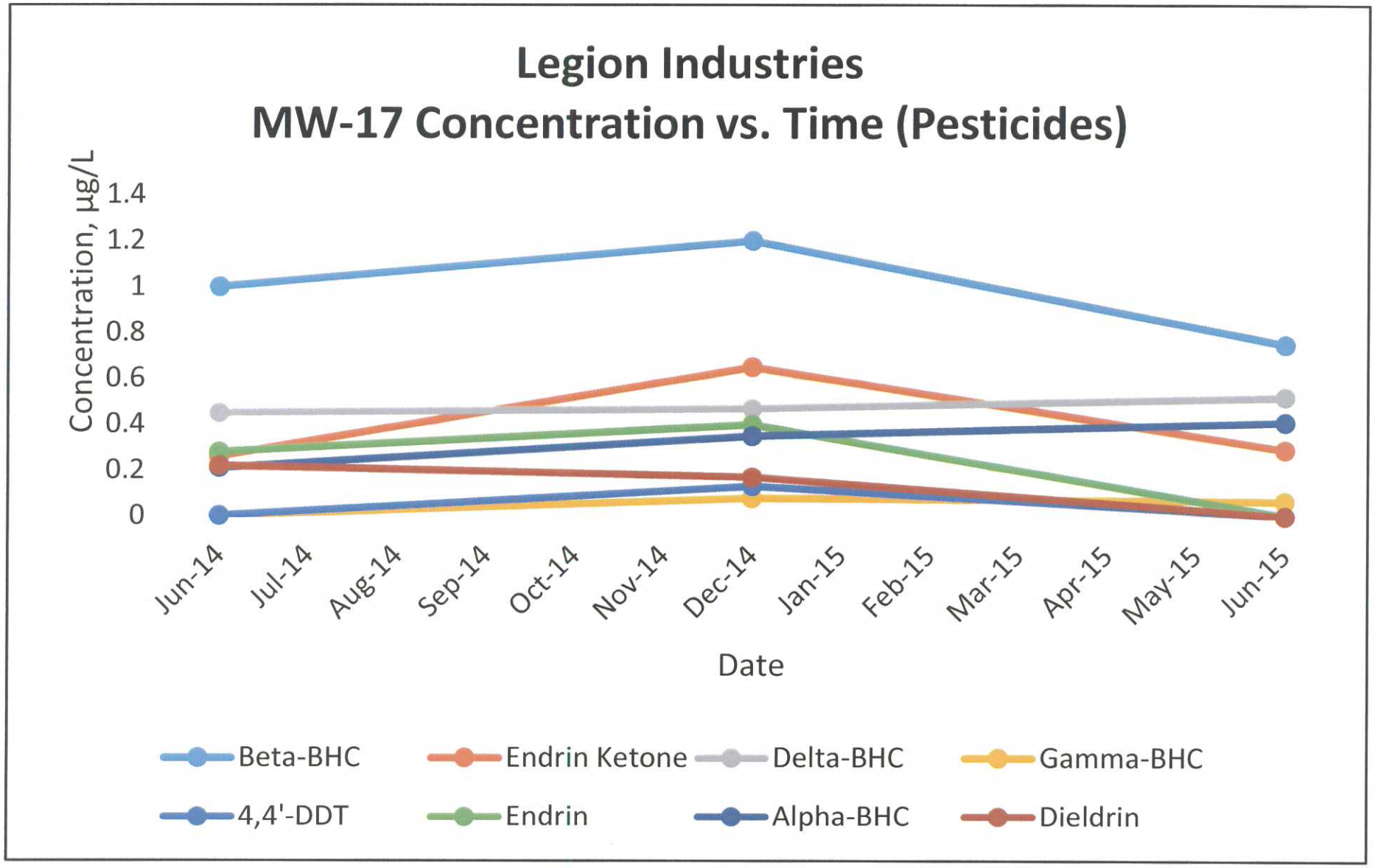
Legion Industries
MW-17 Concentration vs. Time (Pesticides)
Concentration, µg/L
1.4
1.2
1
0.8
0.6
0.4
0.2
0
Jun-14
Jul-14
Aug-14
Sep-14
Oct-14
Nov-14
Dec-14
Jan-15
Feb-15
Mar-15
Apr-15
May-15
Jun-15
Date
Beta-BHC
Endrin Ketone
Delta-BHC
Gamma-BHC
4,4'-DDT
Endrin
Alpha-BHC
Dieldrin

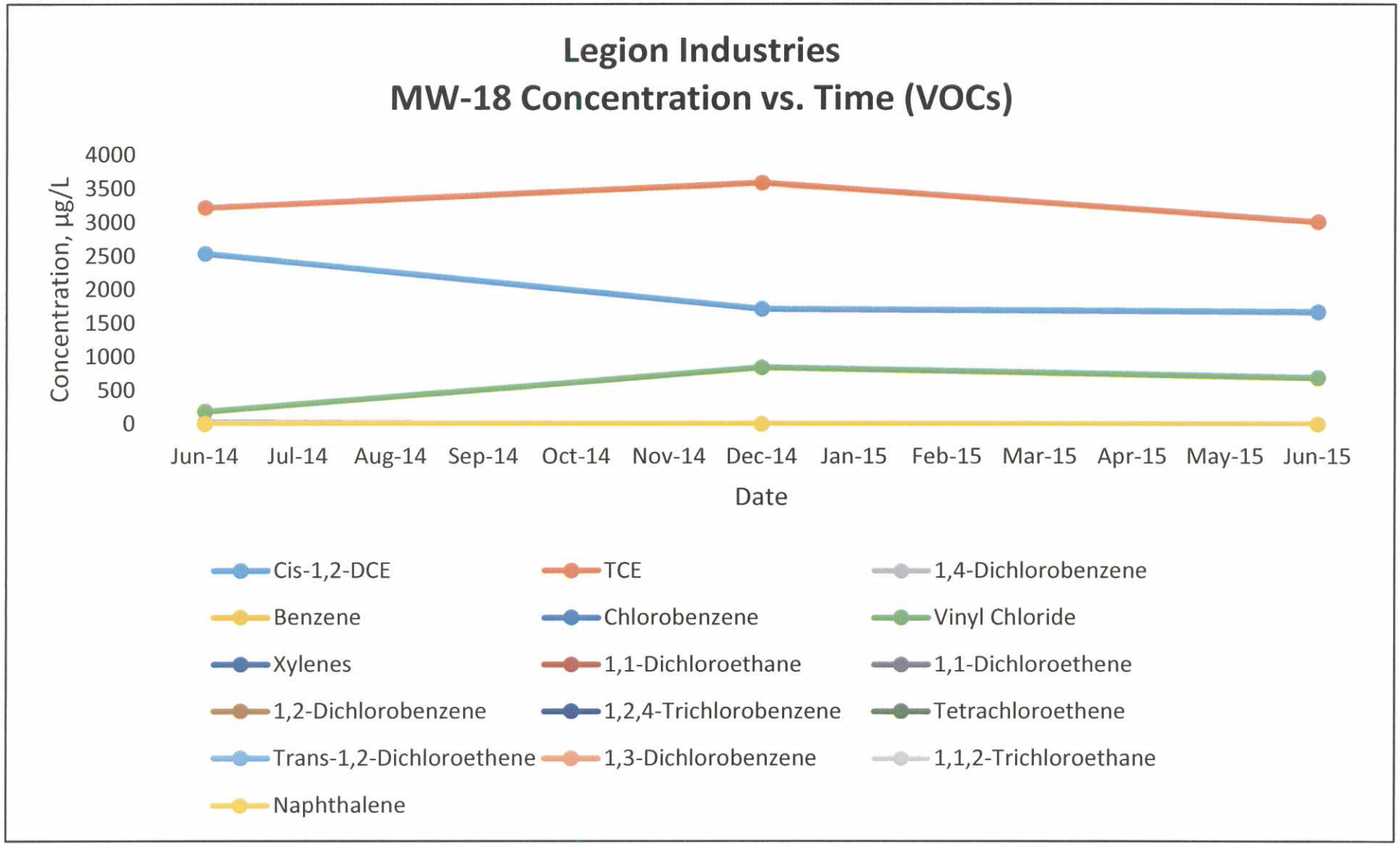
Legion Industries
MW-18 Concentration vs. Time (VOCs)
Concentration, µg/L
4000
3500
3000
2500
2000
1500
1000
500
0
Jun-14
Jul-14
Aug-14
Sep-14
Oct-14
Nov-14
Dec-14
Jan-15
Feb-15
Mar-15
Apr-15
May-15
Jun-15
Date
Cis-1,2-DCE
TCE
1,4-Dichlorobenzene
Benzene
Chlorobenzene
Vinyl Chloride
Xylenes
1,1-Dichloroethane
1,1-Dichloroethene
1,2-Dichlorobenzene
1,2,4-Trichlorobenzene
Tetrachloroethene
Trans-1,2-Dichloroethene
1,3-Dichlorobenzene
1,1,2-Trichloroethane
Naphthalene

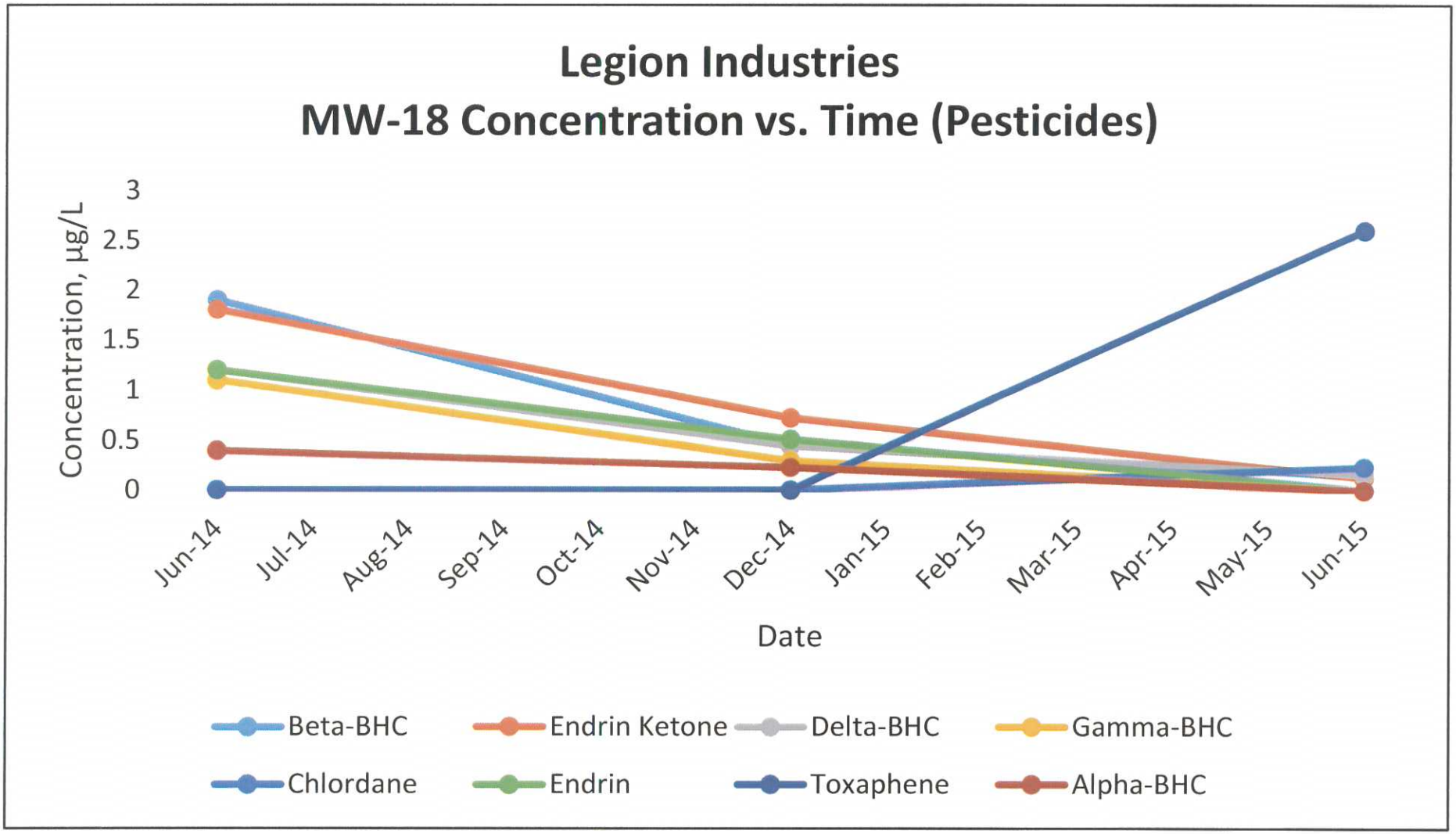
Legion Industries
MW-18 Concentration vs. Time (Pesticides)
Concentration, µg/L
3
2.5
2
1.5
1
0.5
0
Jun-14
Jul-14
Aug-14
Sep-14
Oct-14
Nov-14
Dec-14
Jan-15
Feb-15
Mar-15
Apr-15
May-15
Jun-15
Date
Beta-BHC
Endrin Ketone
Delta-BHC
Gamma-BHC
Chlordane
Endrin
Toxaphene
Alpha-BHC

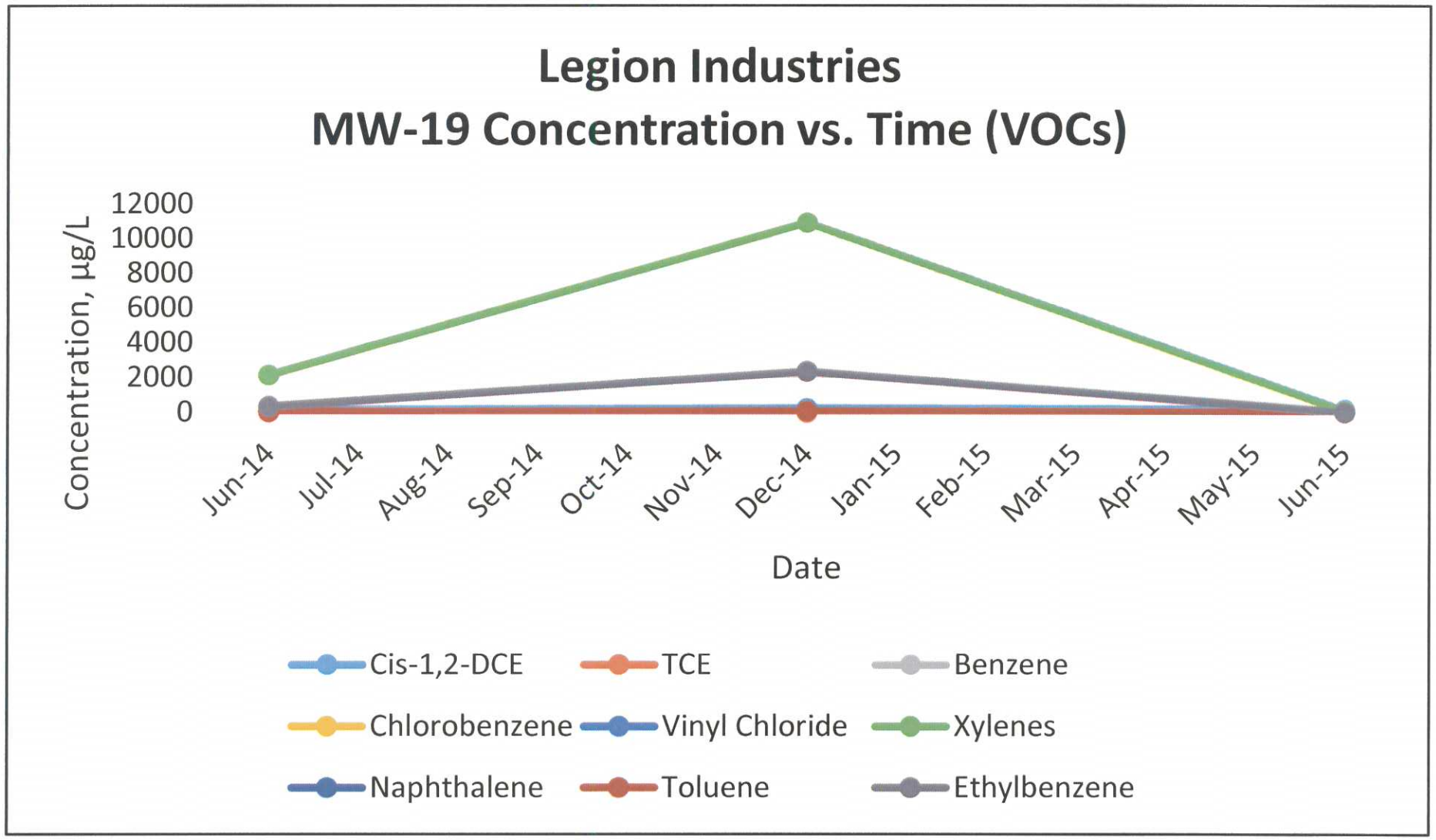
Legion Industries
MW-19 Concentration vs. Time (VOCs)
Concentration, µg/L
12000
10000
8000
6000
4000
2000
0
Jun-14
Jul-14
Aug-14
Sep-14
Oct-14
Nov-14
Dec-14
Jan-15
Feb-15
Mar-15
Apr-15
May-15
Jun-15
Date
Cis-1,2-DCE
TCE
Benzene
Chlorobenzene
Vinyl Chloride
Xylenes
Naphthalene
Toluene
Ethylbenzene

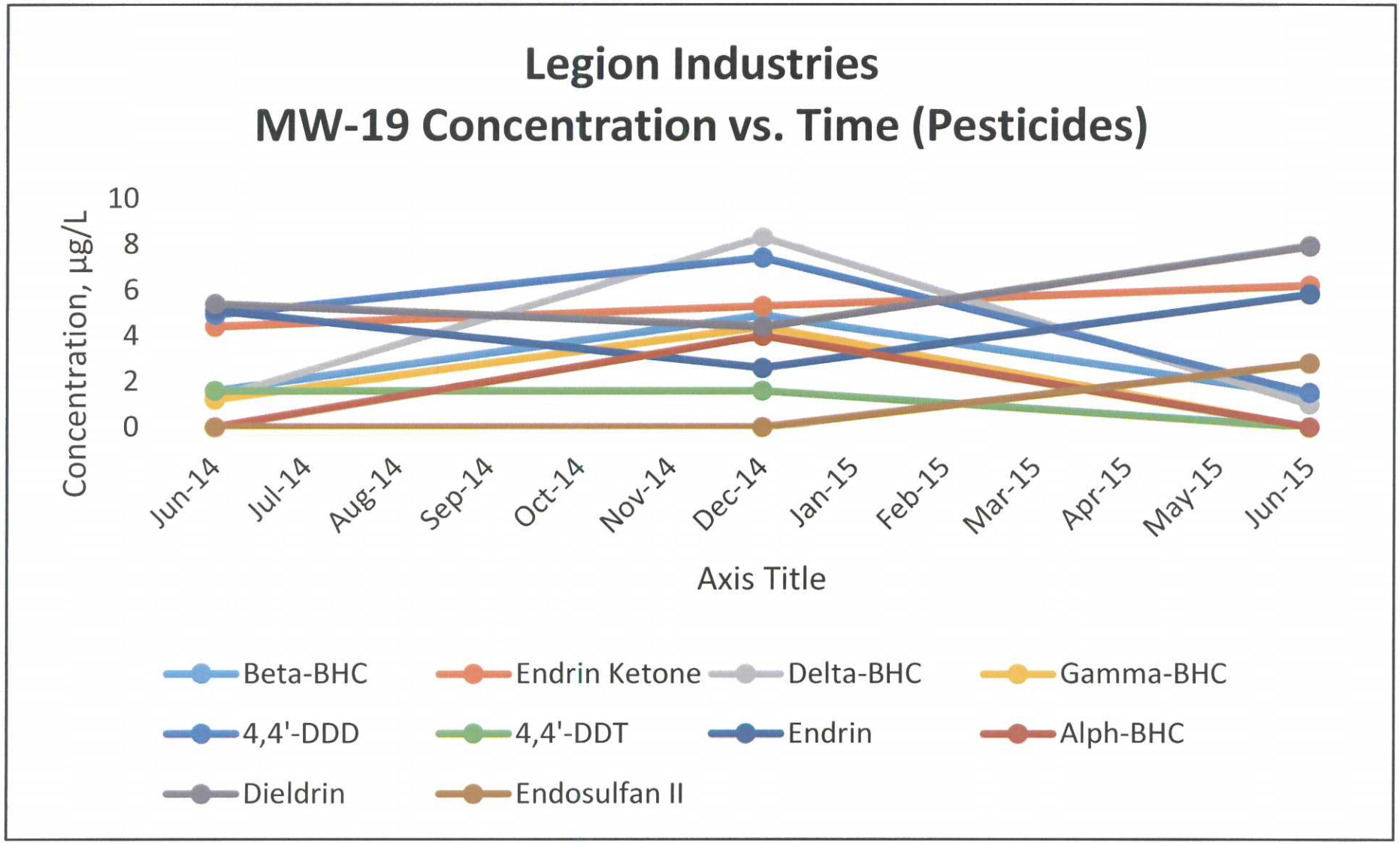
Legion Industries
MW-19 Concentration vs. Time (Pesticides)
Concentration, µg/L
10
8
6
4
2
0
Jun-14
Jul-14
Aug-14
Sep-14
Oct-14
Nov-14
Dec-14
Jan-15
Feb-15
Mar-15
Apr-15
May-15
Jun-15
Axis Title
Beta-BHC
Endrin Ketone
Delta-BHC
Gamma-BHC
4,4'-DDD
4,4'-DDT
Endrin
Alph-BHC
Dieldrin
Endosulfan II

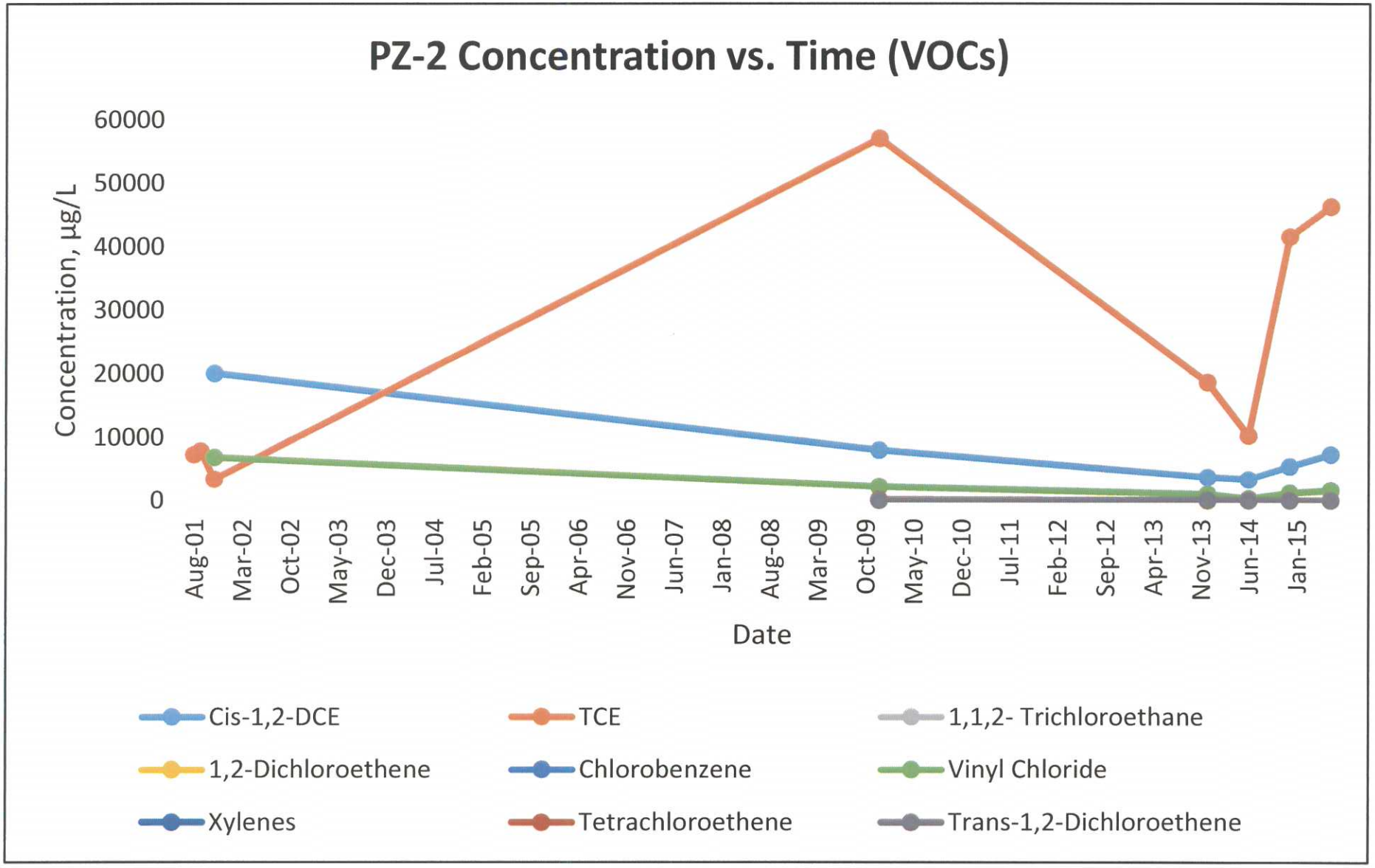
PZ-2 Concentration vs. Time (VOCs)
Concentration, µg/L
60000
50000
40000
30000
20000
10000
0
Aug-01
Mar-02
Oct-02
May-03
Dec-03
Jul-04
Feb-05
Sep-05
Apr-06
Nov-06
Jun-07
Jan-08
Aug-08
Mar-09
Oct-09
May-10
Dec-10
Jul-11
Feb-12
Sep-12
Apr-13
Nov-13
Jun-14
Jan-15
Date
Cis-1,2-DCE
TCE
1,1,2- Trichloroethane
1,2-Dichloroethene
Chlorobenzene
Vinyl Chloride
Xylenes
Tetrachloroethene
Trans-1,2-Dichloroethene

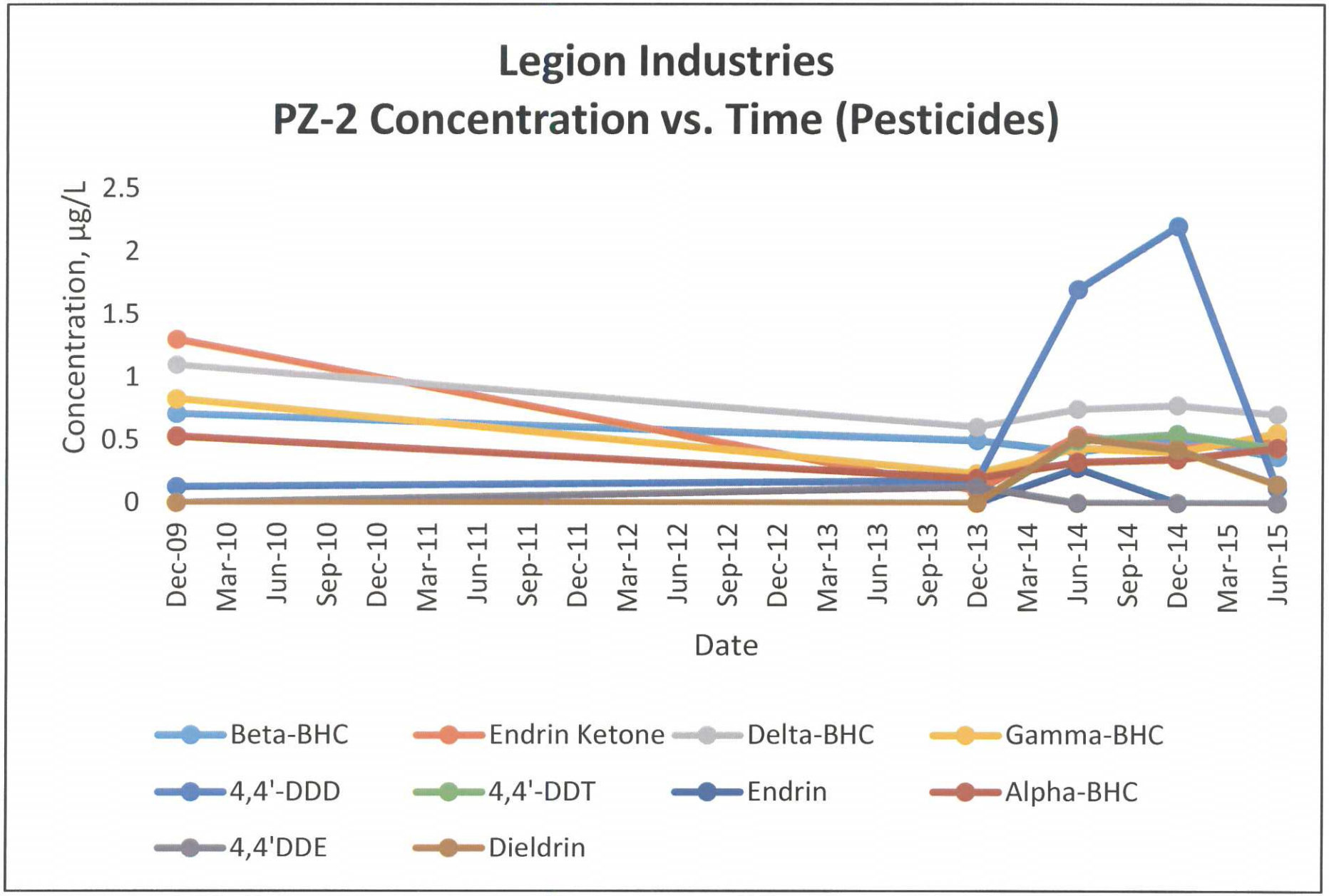
Legion Industries
PZ-2 Concentration vs. Time (Pesticides)
Concentration, µg/L
2.5
2
1.5
1
0.5
0
Dec-09
Mar-10
Jun-10
Sep-10
Dec-10
Mar-11
Jun-11
Sep-11
Dec-11
Mar-12
Jun-12
Sep-12
Dec-12
Mar-13
Jun-13
Sep-13
Dec-13
Mar-14
Jun-14
Sep-14
Dec-14
Mar-15
Jun-15
Date
Beta-BHC
Endrin Ketone
Delta-BHC
Gamma-BHC
4,4'-DDD
4,4'-DDT
Endrin
Alpha-BHC
4,4'DDE
Dieldrin

APPENDIX E

REGISTERED PROFESSIONAL SUPPORTING DOCUMENTATION

Stephen R. Foley, P.G.

Summary of Hours and Services

Legion Industries, Inc.

HSI Site No. 10614

Amec Foster Wheeler Project No. 6121-09-0444

Hours for post-approval Voluntary Remediation Plan implementation

1) Completion of December 2014 monitoring well installation, groundwater monitoring event and evaluation of groundwater monitoring data

   27 hours invoiced between May 28, 2015 and June 12, 2015

2) Preparation of January 2015 Semi-Annual VRP Progress Report

   48 hours invoiced between July 6, 2015 and July 23, 2015