February 22, 2018

Mr. David Brownlee
Georgia Environmental Protection Division
Land Protection Branch
Response & Remediation Program
2 Martin Luther King Jr. Drive, SE
Suite 1054 East Floyd Tower
Atlanta, Georgia 30334-9000

Via: 1 Paper Copy and 2 PDF copies on CD

Subject: **Voluntary Remediation Plan Status Report No. 12**
Former Estech General Chemicals Site - Atlanta, Georgia
HSI Site No. 10196 Parcels 17-0191-LL0244 and 17-0191-LL0400
Amec Foster Wheeler Project 6122-08-0154

Dear Mr. Brownlee:

Amec Foster Wheeler Environment & Infrastructure, Inc. (Amec Foster Wheeler), on behalf of BFEL Indemnitor, Inc. (BFEL) is hereby submitting the attached Status Report No.12 for Voluntary Remediation Program Remediation activities for the Former Estech General Chemicals Site in Atlanta, Fulton County, Georgia (HSI Site No. 10196, Tax Parcels 17-0191-LL0244 and 17-0191-LL0400).

This status report is required by the Voluntary Remediation Program statue and requested by the Georgia Environmental Protection Division (EPD) in their approval letter dated February 8, 2012. This status report covers the period from August 2017 to February 2018. The report includes information on the recent site-wide groundwater and surface water monitoring, further evaluation of the M&J Solvent site VOC plume impact on the Estech site, status of proposed corrective action, and a summary of professional hours.

Please review the attached report and contact Greg Wrenn at (770) 421-3472 with any questions you may have.

Sincerely,

Amec Foster Wheeler Environment & Infrastructure, Inc.

Rhonda N. Quinn, P.G.
Senior Geologist
Georgia Registration# 1031

Gregory J. Wrenn, P.E.
Principal Engineer/Project Manager
Georgia Professional Engineer # 025565

cc: René Rimelspach, Esq. - ConAgra Foods, Inc. (PDF on CD)
Thomas McGowan, Esq. – McGrath North Mullin & Kratz, PC, LLO (PDF on CD)
Kevin Boland, P.G. - CSX Transportation, Inc. (PDF on CD)
Matthew L. Adkins, CHMM - CSX Transportation, Inc. (PDF on CD)

Environment & Infrastructure
1075 BIG SHANTY ROAD NW
SUITE 100
KENNESAW, GA 30144 USA
O (770) 421 3400
F (770) 421 3486
amecfw.com

Voluntary Remediation Program Status Report #12

Former Estech General Chemical Site
Atlanta, Fulton County, Georgia
Parcels 17-0191-LL0244 and 17-0191-LL0400
HSI Site No. 10196

Prepared for:	BFEL Indemnitor, Inc. Chicago, Illinois
Date:	February 22, 2018
Prepared by:	Amec Foster Wheeler Environment & Infrastructure, Inc. 1075 Big Shanty Road NW, Suite 100, Kennesaw, Georgia 30144
Project No.:	6122-08-0154

TABLE OF CONTENTS

1.0 PE CERTIFICATION 1-1
2.0 INTRODUCTION AND BACKGROUND 2-1
3.0 WORK PERFORMED FROM AUGUST 2017 TO FEBRUARY 2018 3-1
3.1 Semi-Annual Groundwater Sampling and Analysis 3-1
3.2 Semi-Annual Surface Water Sampling and Analysis 3-2
3.3 Results of the Semi-Annual Groundwater and Surface Water Investigation 3-3
3.3.1 Groundwater Flow Direction, Gradients and Velocity 3-3
3.3.2 Groundwater Analytical Results for Estech Site Constituents 3-4
3.3.3 Groundwater Analytical Results for M&J Solvents' Volatile Organic Compounds 3-5
3.3.4 Surface Water Analytical Results 3-7
3.4 Revised Remediation Approach 3-8
4.0 WORK TO BE PERFORMED 4-1
4.1 Groundwater and Surface Sampling and Analysis 4-1
4.2 Surficial Permeable Reactive Barrier 4-1
5.0 PROFESSIONAL SERVICES HOURS THIS PERIOD 5-1

List of Tables

Table 1 Summary of Groundwater and Surface Water Collection Data
Table 2 Summary of Groundwater Elevations
Table 3 Summary of Groundwater Analytical Results
Table 4 Summary of Surface Water Analytical Results
Table 5 Summary of M & J Solvents Site-Specific VOCs Analyzed
Table 6 Summary of Hours Invoiced and Description of Services for Documentation of PE Direct Oversight for Voluntary Remediation Program Activities

List of Figures

Figure 1 Soil and Groundwater Sampling Locations
Figure 2 Potentiometric Surface October 2017
Figure 3 Distribution and Delineation of Arsenic, Lead, Copper, and Zinc Detected in Groundwater
Figure 4 Distribution and Delineation of Pesticides Detected in Groundwater
Figure 5 Distribution and Delineation of Nitrate and Sulfate Detected in Groundwater
Figure 6 Total Volatile Organic Compounds (VOCs) Concentrations in Groundwater with Potentiometric Surface
Figure 7 Schedule for Continued Implementation of Voluntary Remediation Plan

List of Appendices

Appendix A Laboratory Reports and Field Sampling Forms for November 2017 Groundwater Sampling Event
Appendix B Evaluation of Annual Average Flow Normalized Concentrations for the Un-Named Stream on CSX Property

1.0 PE CERTIFICATION

"I certify under penalty of law that this report and all attachments were prepared by me or under my direct supervision in accordance with the Voluntary Remediation Program Act (O.C.G.A. Section 12-8-101, et seq.). I am a professional engineer/professional geologist who is registered with the Georgia State Board of Registration for Professional Engineers and Land Surveyors/Georgia State Board of Registration for Professional Geologists and I have the necessary experience and am in charge of the investigation and remediation of this release of regulated substances.

Furthermore, to document my direct oversight of the Voluntary Remediation Plan development, implementation of corrective action, and long term monitoring, I have attached a monthly summary of hours invoiced and description of services provided by me to the Voluntary Remediation Program participant since the previous submittal to the Georgia Environmental Protection Division.

The information submitted is, to the best of my knowledge and belief, true, accurate, and complete. I am aware that there are significant penalties for submitting false information, including the possibility of fine and imprisonment for knowing violations."

Gregory J. Wrenn/ Georgia P.E. #25565
Printed Name and GA PE Number

February 22, 2018
Date



2.0 INTRODUCTION AND BACKGROUND

This Voluntary Remediation Program Semi-Annual Status Report No. 12 (Status Report) was prepared, on behalf of BFEL Indemnitor, Inc. (BFEL), in accordance with the Voluntary Remediation Program (VRP) for the Former Estech General Chemicals site, Hazardous Site Inventory (HSI) No. 10196/Tax Parcel Parcels 17-0191-LL0244 and 17-0191-LL0400. The Georgia Environmental Protection Division (EPD) requested in their February 8, 2012 approval letter that status reports be submitted in August and February. This twelfth Status Report covers the activities conducted from August 2017 until shortly before the submittal of this status report (February 2018).

The Former Estech General Chemicals site is located at 1551 Marietta Road in Atlanta, Fulton County, Georgia inside of the Inman Railyards. The CSX Transportation Tilford Yard is within the Inman Railyards and surrounds the Estech property. The site soil and groundwater impacts for site constituents (organochlorine-pesticides, arsenic, lead, and polynuclear aromatic hydrocarbons) were delineated under the Georgia Hazardous Site Response Act (HSRA) and certified to risk reduction standards. The most recent HSRA Compliance Status Report (CSR) was prepared and submitted October 19, 2007. EPD issued comments on the CSR, dated November 18, 2008. BFEL responded to the comments on February 27, 2009. EPD commented on the responses on December 18, 2009 and requested a Corrective Action Plan (CAP). An initial VRP Application, dated March 18, 2010 and an Addendum, dated March 16, 2011, were submitted to EPD to enter the site into the VRP. The VRP Application and Addendum were submitted in lieu of a HSRA CAP. The VRP Application Addendum contained a revised Voluntary Investigation and Remediation Plan (VIRP) and addressed the EPD VRP Application comment letter dated July 23, 2010. On February 8, 2012, EPD approved the VIRP and accepted the Former Estech General Chemicals site into the VRP. The activities conducted subsequent to the date the site was accepted into the VRP have been documented in semi-annual VRP Status Reports.

In accordance with the VIRP, a pilot test was conducted from January 2013 through April 2014 to evaluate the effectiveness of an EHC-M permeable reactive barrier (PRB) to address groundwater impacts. Because the EHC-M injections did not demonstrate that the EHC-M PRB was effective, VRP Status Report No. 5 (August 2014) presented a Revised Remediation Plan. The Revised Remediation Plan proposed a groundwater recirculating system with a limestone infiltration gallery treatment process on the BFEL property in conjunction with a surficial limestone permeable reactive barrier (PRB) near the seep drainage feature near the unnamed stream on CSX property. A Type 5 Risk Reduction Standard was also proposed to address impacted soil via engineering and institutional controls to limit human exposure potential until a viable re-use for the property is identified. The Revised Remediation Plan was discussed with EPD in a meeting on September 18, 2014, and EPD subsequently issued comments on VRP Status Reports Nos. 4 and No. 5 in correspondence dated October 7, 2014 and December 1, 2014. Based upon concerns regarding the groundwater recirculating system potentially exacerbating the spread of the M&J Solvent site's up-gradient volatile organic compound (VOC) plume, BFEL has put that portion of the proposed remedy on hold and is focusing on

implementing the surficial PRB in the seep drainage feature. EPD provided comments on VRP Status Reports Nos. 6 through 9 in correspondence dated September 22, 2016 and BFEL responded to those comments in Status Report No. 10. A meeting with BFEL and EPD was held on June 22, 2017 to discuss the path forward for the site and review the conceptual design of the surficial PRB. The conceptual design drawings for the surficial PRB were submitted to EPD in Status Report No. 11.

3.0 WORK PERFORMED FROM AUGUST 2017 TO FEBRUARY 2018

The activities currently identified to be performed at the Estech site under the VRP are outlined in the VIRP, dated March 16, 2011, the EPD VIRP approval letter dated February 8, 2012, and the EPD VIRP comment letter dated February 8, 2012. The activities conducted from August 2017 through February 2018 include semi-annual groundwater and surface water sampling and analysis, preparation and submittal of the Pre-Construction Notification Plan, erosion control plan, and application for stream buffer variance. These activities are described in the following sections.

3.1 Semi-Annual Groundwater Sampling and Analysis

Groundwater samples were collected from 38 permanent monitoring wells located on the Estech and CSX properties from October 31 to November 8, 2017 (Figure 1). The following monitoring wells were sampled:

MW-22	MW-26	MW-1B	MW-101	MW-102	MW-104A
MW-104D	MW-105	MW-106D	MW-107D	MW-108	MW-109
MW-110	MW-111	MW-112	MW-113	MW-114	MW-115
MW-116	MW-117	MW-119	MW-120	MW-121	TW-1
TW-2	TW-3	TW-4	TW-5	TW-6	TW-7
TW-8	TW-9	TW-10	TW-11	TW-12	OW-1
OW-2	OW-3				

Well MW-21 was dry and was not sampled in October-November 2017. An attempt was made to purge and sample MW-25, but the well could not be sampled due to insufficient water and lack of groundwater recharge. The PVC casing for well MW-24 was broken off below the ground surface and could not be sampled. A summary of the groundwater sample data are presented on Table 1. The depth to water was measured in the monitoring wells and the groundwater elevations were calculated. The groundwater elevations are summarized on Table 2 and were used to generate the potentiometric surface map on Figure 2. Groundwater analytical results are summarized on Table 3.

The monitoring wells were purged using low flow/low stress methodology and were sampled following Region 4 USEPA Science and Ecosystem Support Division (SESD) procedure SESDPROC-301-R3. Submersible or peristaltic pumps were used to purge the wells. The depth of water determined which pump type was used. Three well volumes were purged from each well. Water quality parameters pH, conductivity, temperature, turbidity, dissolved oxygen (DO) and oxidation-reduction potential (ORP) were measured and recorded. Groundwater samples were collected after pH, specific conductivity, turbidity, and temperature parameters had stabilized, and the water was visibly free of sediment (Appendix A). In accordance with SESDPROC-301-R3, the groundwater samples were collected using the submersible and peristaltic pumps. The temporary wells TW-1 through TW-12 are one-inch diameter monitoring wells and are purged and sampled using either a submersible bladder or peristaltic pump, depending on the depth to water below casing. The permanent monitoring wells (MWs) are two-

inch diameter wells and were purged and sampled with a submersible Grundfos Redi-Flo2 pump or peristaltic pump. If the depth to water was less than 25 feet, a peristaltic pump was used to purge and sample. The Grundfos pump was used when the depth to water was deeper than 25 feet. The groundwater samples were collected and analyzed for the following constituents:

- Organochlorine pesticides using USEPA Method 8081B
- Arsenic, Lead, Copper, and Zinc using USEPA Method 6020B (total and dissolved analyses)
- Nitrate and Sulfate using USEPA Method 9056A

To further investigate if volatile organic compounds (VOCs) from the upgradient M&J Solvents' site are potentially impacting the Estech site, groundwater samples from select monitoring wells were analyzed for VOCs using USEPA method 8260B. The wells sampled and analyzed for VOCs are:

MW-22	MW-26	MW-1B	MW-101	MW-102	MW-104A
MW-104D	MW-106D	MW-107D	MW-108	MW-109	MW-110
MW-111	MW-112	MW-113	MW-114	MW-115	MW-116
MW-117	MW-119	MW-120	MW-121	TW-1	TW-2
TW-3	TW-4	TW-5	TW-6	TW-7	TW-8
TW-9	TW-10	OW-1	OW-2	OW-3	

3.2 Semi-Annual Surface Water Sampling and Analysis

Eight surface water samples were collected on November 9, 2017 from the un-named stream and seep drainage feature on CSX property. The sample identifications are:

SW-2010-5	SW-2010-10	SW-2010-11	SW-2010-14
SW-2010-15	SW-2010-17	SW2014-20 (seep)	SW2014-21 (seep)

Surface water sample SW-2010-5 was collected in the stream adjacent to well location MW-106D/MW-119. Samples SW-2010-10 and SW-2010-11 were collected from the stream, upstream and downstream, respectively, of the culvert beneath the "pork-barrel" rail line. Samples SW-2010-14, SW-2010-15, and SW-2010-17 were collected in the stream downstream of the culvert and upstream of Marietta Boulevard (Figure 1). Two water samples (SW2014-20 and SW2014-21) were collected in November 2017 from groundwater seepage that discharges to a drainage feature on the west side of the railroad tracks and upstream of the culvert. The surface water samples were collected by filling the sample containers directly from the stream. The surface water collection data are summarized on Table 1, analytical results are summarized on Table 4, and the laboratory reports are provided in Appendix A. The surface water samples were analyzed for the following constituents:

- Organochlorine pesticides using USEPA Method 8081B
- Dissolved Arsenic, Lead, Copper, and Zinc using USEPA Method 6020B
- Nitrate and Sulfate using USEPA Method 9056A

3.3 Results of the Semi-Annual Groundwater and Surface Water Investigation

The second semi-annual groundwater and surface-water sampling event for 2017 was conducted from October 30 to November 9, 2017. The sampling event consisted of measuring the depth to water in monitoring wells, gauging the surface water elevation at four locations along the un-named stream, and sampling and analyzing groundwater samples from monitoring wells and surface water samples from the un-named stream. The interpreted groundwater flow direction and gradients and groundwater and surface water analytical results are discussed below.

3.3.1 Groundwater Flow Direction, Gradients and Velocity

The depth to water was measured in 39 monitoring wells on October 30, 2017 at locations on the Estech and CSX properties. The data were used to generate a potentiometric surface map to evaluate the groundwater flow direction and velocity. The groundwater elevations are summarized on Table 2. The highest elevation was 895.68 feet in well MW-101 and the lowest elevation was 834.50 feet in well MW-107D. The October 2017 groundwater elevations are on average about 0.9 feet lower than the May 2017 elevations and are on average about 0.5 feet higher than the November 2016 groundwater elevations. The lower groundwater elevations in the second half of 2017 are attributed to decreased precipitation during the period after May 2017, 25.02 inches total rainfall, versus 29.06 inches total rainfall in the first half of 2017. Figure 2 is a site potentiometric surface map indicating the groundwater flow direction is from the west side of the Estech property to the east and discharging to the un-named stream.

The horizontal gradient across the site is estimated to be 0.033 to 0.047 feet per foot based on the October 2017 potentiometric map. The groundwater seepage velocity was estimated using an average hydraulic conductivity of 0.84 feet /day or $3x10^{-4}$ cm/sec from the residuum soils based on slug tests performed in monitoring wells MW-1, MW-4, MW-12, DW-2A, and MW-22 and a site-specific effective porosity of the residuum of 0.23. An average seepage velocity through residual soils is calculated to be 0.12 to 0.17 feet per day or 43.5 to 63.3 feet per year which is consistent with previous velocities.

The vertical gradients were evaluated in monitoring well pairs MW-104A/MW-104D, MW-110/ MW-111, MW-106D/MW-121, and MW-119/MW-120. The vertical gradients were calculated by dividing the difference in the groundwater elevations by the distance between the mid-points of each well's screen. There was very little difference in the groundwater elevations in well pair MW-104A/MW-104D with a slight upward gradient of 0.0005 feet/foot. A downward gradient (0.28 and 0.15 feet/foot) from the residual soil to the fractured bedrock was present at well pairs MW-110/MW-111 and MW-119/MW-120, respectively. There was also a downward gradient (0.46 feet/foot) at well pair MW-106D/MW-121.

The groundwater elevation in well MW-121 (862.02 feet), screening the uppermost fractured bedrock next to the un-named stream was about 0.7 feet lower than the surface water elevation (862.69 feet) in the stream next to the well pair. With the exception of November 2016 and October 2017, the groundwater elevations in well MW-121 have been above the surface water elevations. The groundwater elevation in well MW-106D (844.25 feet), screening a deeper

depth in the fractured bedrock was about 18 feet lower than the surface water elevation. The surface water elevation (839.57 feet) at Staff Gauge #3 was about 9 and 7 feet lower, respectively, than the groundwater elevations in well MW-119 (849.44 feet) and the groundwater elevation (847.20 feet) in bedrock well MW-120 which is screened deeper in the fractured bedrock. The groundwater elevation in well MW-107D (834.50), screened just below the soil/bedrock interface, was about 1.5 feet lower than the stream elevation at Staff Gauge #4 (836.06 feet). The data indicate groundwater in the deep residual soil, soil/bedrock interface, and shallow fractured bedrock interact with the stream. Groundwater in the deeper fractured bedrock does not appear to be in communication with the surface water.

3.3.2 Groundwater Analytical Results for Estech Site Constituents

Groundwater samples were collected from the site monitoring wells and analyzed for organochlorine pesticides, total and dissolved arsenic, copper, lead, zinc, total nitrate and sulfate. The BHC isomers were the predominant pesticides detected with beta-BHC being detected most often in the October/November 2017 samples. Copper and zinc were the predominant metals detected, followed by lead. The dissolved metal concentrations were similar, though generally lower than the total metals concentrations. Nitrate and sulfate were also detected. Monitoring well TW-8 had the highest pesticide concentrations. Well TW-7 had the highest metals. Well TW-7 also had the highest nitrate and sulfate concentrations in the October/November 2017 event.

The groundwater analytical results are summarized on Table 3, and the laboratory reports are provided in Appendix A. Total copper concentrations ranged from 0.00267 to 197 mg/L while dissolved copper ranged from 0.00435 to 185 mg/L. Total zinc concentrations ranged from 0.0113 to 378 mg/L while dissolved zinc ranged from 0.0104 to 350 mg/L. Well TW-7 had the highest copper and zinc concentrations. Figure 3 presents the metals data for the monitoring wells from October/November 2017. The metals in groundwater are delineated based on the Type 1 RRS as shown on Figure 3. The groundwater plume as indicated on Figure 3 is located on the northern and eastern portions of the Estech property and the CSX property abutting the Estech eastern property boundary. The data indicates the lower pH readings generally correlate to higher metals concentrations, particularly copper and zinc. The lower pH groundwater coincides with groundwater metals concentrations that are greater than the Type 1 RRS. The copper and zinc concentrations above the Type 1 RRS are primarily located on the eastern portion of the Estech property and the western portion of the CSX property adjacent to Estech, and north of well MW-117 and south of wells MW-104A/MW-104D. Metals concentrations in groundwater on the western and southern portions of the Estech property and on the eastern portion of the CSX property near the stream are either non-detect or below the Type 1 RRS. Downgradient wells (MW-105, MW-106D, MW-107D, MW-119, MW-120, and MW-121) adjacent to the stream are less than Type 1 RRS. The area with metal concentrations above the Type 1 RRS is bounded by areas that are either non-detect or below the Type 1 RRS. Generally, the surface water concentrations were less than the site groundwater concentrations.

Total and dissolved arsenic and lead were also analyzed in the groundwater samples. Arsenic and lead concentrations were either non-detect or slightly above the Type 1 RRS and were

generally less than the copper and zinc concentrations (Table 3). The total arsenic concentrations ranged from 0.0109 to 0.163 mg/L, while the dissolved concentrations ranged from 0.00987 to 0.0727 mg/L. The total lead concentrations ranged from 0.00121 to 0.668 mg/L, while the dissolved concentrations ranged from 0.00101 to 0.316 mg/L. Well TW-8 had the highest arsenic concentrations while well MW-109 had the highest lead concentrations. The extent of arsenic and lead in groundwater is defined based on Type 1 RRS values (Figure 3). The October/November 2017 total metals concentrations showed a slight decrease from the May 2017 total metals concentrations.

Pesticides in groundwater are generally delineated based on Type 1 RRS values, as is shown on Figure 4. One to four of the BHC isomers were detected in 27 wells across the site. Alpha-BHC concentrations ranged from 0.000075 to 0.36 mg/L. Beta-BHC concentrations ranged from 0.00021 to 0.0450 mg/L. Delta-BHC concentrations ranged from 0.000056 to 0.13 mg/L while gamma-BHC concentrations ranged from 0.000054 to 0.15 mg/L. The October/November 2017 BHC concentrations were lower than the May 2017 concentrations. BHC concentrations in well TW-8 decreased an order of magnitude from the May 2017 sampling event and concentrations were the third lowest historically recorded for the well. Pesticides were detected for the first time in wells TW-10 and TW-11 in November 2015, the wells had been non-detect for the previous five to six sampling events. Well TW-10 pesticide concentrations were non-detect for May and November 2017 sampling events. Well TW-11 had non-detect concentrations in 2016 and 2017. Pesticides were not detected in well MW-121 during the November 2015 event, but had pesticide concentrations in the previous six events and were detected in 2016 and 2017.

DDD, DDE, and DDT were detected at concentrations ranging from 0.00018 to 0.00071 mg/L in wells TW-1, TW-7, and OW-1 which have a history of these constituents' detections. DDE was detected for the first time in TW-7, the well had been non-detect for DDE during the previous ten sampling events. Dieldrin (0.00015 to 0.0029 mg/L) was detected in wells TW-8, TW-9, and MW-111. Alpha and gamma-chlordane were detected in well TW-8 for in October/November 2017 and has been detected occasionally in the past.

The October/November 2017 total pesticide concentrations were lower than the May 2017 concentrations. The total metals concentrations in the October/November 2017 groundwater samples were lower than the May 2017 concentrations.

Nitrate and sulfate do not have Type 1 RRS because they are not regulated constituents under HSRA or VRP. The extent of nitrate and sulfate in groundwater is shown on Figure 5. The higher sulfate concentrations generally coincide with lower pH values and higher metals concentrations in the groundwater. Nitrate concentrations in October/November 2017 ranged from 0.36 to 88 mg/L and were slightly lower than the May 2017 results. Sulfate concentrations in October/November 2017 ranged from 28 to 3700 mg/L and were lower than the May 2017 results. Wells TW-7, MW-109, and MW-113 had the highest concentrations, respectively.

3.3.3 Groundwater Analytical Results for M&J Solvents' Volatile Organic Compounds

In October/November 2017, 35 monitoring wells on the Estech and CSX properties were sampled and analyzed for VOCs (Table 5). The sampling was conducted at the request of EPD

because of concern that a proposed pump-and-treat remediation could potentially pull the M&J Solvents site VOC groundwater plume toward or onto the Estech property. This is the sixth site-wide sampling for M&J Solvents' VOCs on the Estech site. The purpose of this sampling was to further evaluate the extent of VOCs, previously detected in June 2016 and earlier on the Estech property, from the M&J Solvents site and their potential impact on the construction of an Estech site pump-and-treat groundwater remediation system. Monitoring wells located across the Estech property and wells on the CSX property associated with the Estech pesticide and metals plumes were sampled and analyzed. The October/November 2017 data indicated the M&J Solvents site VOC groundwater plume was present across the northern third of the Estech property and in the area of well MW-110. Figure 6 indicates the horizontal extent of the VOCs detected in Estech monitoring wells.

As shown on Figure 6, potentiometric surface contours indicate groundwater on the M&J Solvents site is flowing radially to the east, southeast, south, and southwest toward the Estech and CSX properties. The Estech property groundwater flow is from the west to the east toward the stream. The M&J site potentiometric surface contours show groundwater flow toward the unnamed stream and generally toward the northern and western Estech property boundaries. However, there are no groundwater wells or groundwater elevation data from the southern portion of the Whitaker Oil property to confirm the direction of groundwater flow from the southern portion of the Whitaker Oil property in relation to the Estech property. Seventeen VOCs were detected and included benzene, toluene, xylenes (BTEX), to chlorinated VOCs (chlorobenzene, chloroform, trichloroethene, tetrachloroethene, cis-1,2-dichloroethene, tetrahydrofuran, 1,2,4-trichlorobenzene, 1,1,1-trichloroethane, 1,1-dichloroethene, naphthalene, and vinyl chloride) to ketones (acetone, 2-butanone and 4-methyl-2-pentanone) (Table 5). Well MW-104D, located on CSX property and sidegradient to the Estech property, but directly downgradient of M&J Solvents, had the highest concentrations of VOCs, including tetrahydrofuran, toluene and xylenes with the ketones comprising the majority of the constituents. Wells MW-113 and MW-120, also on CSX property and downgradient of M&J, had elevated VOCs, mostly chlorinated VOCs. Wells MW-22, TW-1, TW-2, and TW-3, located on Estech and downgradient of M&J also had elevated concentrations of chlorinated VOCs (cis-1,2-dichloroethene, trichloroethene, and vinyl chloride). Wells OW-1 to OW-3 were sampled for the fourth time in November 2017 and had low concentrations of chlorobenzene with well OW-2 having the higher concentrations. 1,2,4-Trichlorobenzene was detected in OW-2 in November 2017 and November 2016. The VOC impact to these 9 wells is very likely from the M&J Solvents site.

Wells TW-8, TW-9, MW-111, OW-1, OW-2, and OW-3 located in the former pond area of Estech had detections of chlorobenzene (0.0076 to 0.25 mg/L). Well TW-3 also had a detection of chlorobenzene (0.02 mg/L) and is side gradient to wells TW-8, TW-9, OW-1 to OW-3, and MW-111. Upgradient wells MW-112, MW-26, and MW-101 did not detect VOCs. There are several wells surrounding TW-8, OW-1 to OW-3 and MW-111 that are non-detect for VOCs (Figure 6). Trichloroethene was detected for the first time in bedrock wells MW-110 (0.0079 mg/L) and MW-121 (0.0054 mg/L). There were also first time trichloroethene detections in soil wells MW-22

(0.012 mg/L) and MW-108 (0.0054 mg/L). VOCs will continued to be monitored to evaluate concentration trends.

3.3.4 Surface Water Analytical Results

Eight surface water samples were collected from the unnamed stream in November 2017 and analyzed for site constituents. The four metals were analyzed for dissolved phase concentrations. BHCs, arsenic, lead, copper, zinc, nitrate, and sulfate were detected. The analytical results are summarized on Table 4. The BHCs ranged in concentrations of alpha-BHC 0.022J to 0.24 µg/L, beta-BHC 0.047J to 1.6 µg/L, delta-BHC 0.038J to 0.20 µg/L, and gamma-BHC 0.028J to 0.13 µg/L based on a laboratory quantitation limit of 0.05 µg/L. Dieldrin was only detected in samples SW2014-20 and SW2014-21 at 0.033J to 0.026J µg/L, respectively. The November 2017 BHC concentrations were lower than the November 2016 concentrations.

The November 2017 dissolved metals concentrations were slightly lower than the May 2017 concentrations with samples SW-2010-15, SW-2011-17, and SW-2014-21 showing the greatest decrease. Dissolved arsenic was above the laboratory reporting limit of 0.005 mg/L in samples SW-2010-5 (0.00611 mg/L), SW-2010-10 (0.00534 mg/L), and SW-2010-11 (0.00539 mg/L). Dissolved copper was detected at concentrations ranging from 0.00854 to 0.195 mg/L, and dissolved zinc was detected at concentrations ranging from 0.146 to 5.24 mg/L. Lead was below the laboratory reporting limit of 0.001 mg/L, but slightly above the method detection limit of 0.000215 mg/L (0.00024J to 0.000294 mg/L) in the eight surface water samples in November 2017.

Nitrate was detected at 0.49 to 6.2 mg/L, sulfate was detected at 37 to 230 mg/L, and both decreased compared to the May 2017 concentrations. The SW-2014-20 and SW2014-21 samples were collected from water in the drainage feature on the west side of the railroad tracks upstream of the culvert and had higher concentrations for beta and alpha-BHCs, copper and zinc than the five samples collected downstream in the main channel of the unnamed stream. Sample SW-2010-11, immediately downstream of the SW-2014-21 and SW-2014-20 locations, had pesticide and inorganics concentrations that were similar or lower than the other five channel samples collected further downstream.

Dissolved copper and zinc concentrations are greater than the Georgia Instream Water Quality Criteria (ISWQC) for aquatic life receptors (Table 4) and are less than the human health criteria. There is no ISWQC for nitrate and sulfate. Constituent concentrations in samples (SW2010-5 and SW-2010-10) collected upstream of the railroad culvert on the east side of the railroad track are lower than the concentrations of samples (SW2010-11 to SW2010-17) collected downstream of the railroad culvert on the west side of the tracks. The highest concentrations were detected at seep sample locations (SW2014-20 and SW2014-21) and main stream channel surface water samples SW2010-14 to SW2010-15. The drainage feature that branches off the main channel upstream of the culvert on the west side of the tracks has been identified be a point of discharge for elevated concentrations of constituents, particularly zinc. The unnamed stream located on CSX property is not an exposure point for human receptors because the stream is not a source of drinking water, is not accessible to the public, and does not have habitat for a fishery for

human consumption. Aquatic receptors are more likely to be exposed to the stream than humans, and as such the aquatic life water quality criteria are the more appropriate criteria.

The concentrations were compared to the ISWQC for aquatic life and human health receptors. Concentrations of alpha and beta-BHCs are greater than the ISWQC for human health exposure. The gamma-BHC concentrations were less than the criteria for human and aquatic exposures. The dissolved arsenic and lead concentrations are below the ISWQC while the copper and zinc are above the ISWQC.

The November 2017 data were also evaluated using concentrations normalized based on annual average stream flow. Appendix B provides an explanation of the evaluation method and the calculations for normalizing the concentrations. The pesticides and arsenic have annual average or higher flow criteria under the Georgia ISWQC. The normalized pesticides concentrations, like the un-normalized pesticide concentrations are above the human health criteria of ISWQC. The normalized and un-normalized dissolved arsenic and gamma-BHC concentrations were below the ISWQC. The un-normalized dieldrin concentrations were below the ISWQC.

3.4 Revised Remediation Approach

BFEL and Amec Foster Wheeler representatives met with EPD representatives on September 18, 2014 to discuss the proposed Revised Remediation Plan presented in VRP Status Report No. 5. The Revised Remediation Plan called for a groundwater recirculating system with a limestone infiltration gallery treatment process. The recirculating system would capture contaminated groundwater, treat the water by raising the pH, and allow the treated water to reinfiltrate back into the subsurface to help flush contaminants in soil and groundwater toward the pumping-induced capture zone while raising the pH in the subsurface soil and groundwater to reduce solubility and mobility of dissolved constituents, particularly zinc. A surficial limestone PRB was also proposed to be installed at the seep area (sample locations SW-2014-20 and SW-2014-21) and drainage feature near the unnamed stream on CSX property. A Type 5 Risk Reduction Standard was proposed to address impacted soil via engineering and institutional controls to limit human exposure potential until a viable re-use for the property is identified. During a June 22, 2017 meeting with EPD, a Type 5 remedy for prevention of exposure to the site soils without a site re-development was discussed. Because implementation of these remedies will extend beyond the VRP five-year time frame, a revised project schedule and potential consent order to replace the existing administrative order were also discussed. A tentative schedule is included as Figure 7.

Previous groundwater sampling has confirmed VOC impacts on the Estech property (Figure 6) and a VOC source has been identified on the upgradient M&J Solvents' site. The VOC source on the M&J site has been treated with air-sparge/soil vacuum extraction while enhanced monitored natural attenuation is being applied to the dissolved-phase groundwater plume downgradient of the M&J Solvents site. M&J Solvents' representatives proposed installing additional wells downgradient of their site on the Estech and CSX properties as part of their on-going step-wise delineation of their groundwater plume. Implementation of the proposed pump-

and-treat system is currently on-hold due to concerns by BFEL and EPD that a pump-and-treat system on the Estech property could exacerbate the M&J Solvents' VOCs groundwater plume currently impacting the Estech property.

BFEL plans to implement the surficial PRB in the drainage feature and evaluate its performance while keeping the pump-and-treat system on hold. A meeting with BFEL and EPD on June 22, 2017 provided an overview of the conceptual design of the PRB and discussed the path forward for the site. The draft conceptual design drawings for the PRB were submitted to EPD in Status Repot No. 11. From August 2017 to January 2018 the following activities have been conducted for the design and construction of the surficial PRB.

- Preparation of the design drawings of the surficial PRB were completed, and a Land Disturbance Permit Application was submitted to the City of Atlanta in August 2017.
- A Pre-Construction Notification (PCN) for coverage under the U.S. Army Corps of Engineers (USACE) Nationwide Permit 38 was submitted in August 2017, and approved by the USACE in correspondence dated October 26, 2017.
- A Stream Buffer Variance Application was submitted to the City of Atlanta in October 2017, and approved in correspondence dated November 8, 2017.

A Stream Buffer Variance Application was submitted to the Georgia EPD on November 9, 2017, initial comments were received in late January 2018, and revisions to address the comments are currently in progress. EPD has requested that a CSX representative sign the stream buffer variance application as the property owner. Amec Foster Wheeler has been in contact with CSX to obtain permission for access for the construction along the stream. CSX has expressed a willingness to meet at the site, in the near future, to review the proposed construction location and plans and has offered to sign the stream buffer variance application.

4.0 WORK TO BE PERFORMED

On-going activities include semi-annual groundwater and surface water monitoring and reporting. Additional activities include pilot testing and further evaluation of the design for the proposed active remedial measures previously proposed in light of the upgradient VOC groundwater plume. The sections below describe the status of the activities yet to be performed. Figure 7 is the updated Gantt Chart Schedule of VRP Activities.

4.1 Groundwater and Surface Sampling and Analysis

Groundwater and surface water samples will be collected in May 2018 as part of the next semi-annual monitoring event for the site. The following monitoring wells will be sampled and analyzed for site constituents:

MW-22	MW-25	MW-26	MW-1B	MW-101	MW-102
MW-104A	MW-104D	MW-105	MW-106D	MW-107D	MW-108
MW-109	MW-110	MW-111	MW-112	MW-113	MW-114
MW-115	MW-116	MW-117	MW-119	MW-120	MW-121
TW-1 to TW-12		OW-1 to OW-3			

Constituents to be analyzed: Organochlorine Pesticides, Total and Dissolved Metals (Arsenic, Lead, Copper, Zinc), Nitrate, and Sulfate, and VOCs.

Surface Water Sampling and Analysis

Eight surface water locations in the unnamed stream located on CSX property will be sampled and analyzed for the site constituents:

SW2010-5 SW2010-10 SW2010-11 SW2010-14 SW2010-15 SW2010-17 SW2014-20 SW2014-21

Constituents analyzed: Organochlorine Pesticides, Dissolved Metals (Arsenic, Lead, Copper, and Zinc), Nitrate, and Sulfate.

4.2 Surficial Permeable Reactive Barrier

As described in Section 3.4, the design of the surficial PRB has been completed, permitting is in progress, and BFEL continues to work with CSX for access to construct the PRB and signature on the stream buffer variance application. After completing the permitting process and obtaining access permission from CSX, BFEL plans to proceed with installation of the surficial limestone PRB to evaluate the efficacy of the limestone/pH adjustment treatment concept. An estimated schedule in included as Figure 7. It is estimated to take approximately a year following installation to evaluate the performance of the surficial PRB and its effects on surface water quality. As discussed in the June 2017 meeting with EPD, an extension to the initial 5-year VRP implementation period is necessary due to the changing remediation plans and up-gradient impacts from M&J Solvents.

BFEL is also proceeding with an investigation to update surficial soil concentrations and update the ecological risk assessment for a potential Type 5 RRS closure. Soil sampling is being conducted in February 2018, and the results will be submitted in the next VRP Status Report.

5.0 PROFESSIONAL SERVICES HOURS THIS PERIOD

Approximately 481.7 professional service hours have been provided by Amec Foster Wheeler Environment & Infrastructure, Inc. from July 22, 2017, 2016 to January 26, 2018. A table of the breakdown of Amec Foster Wheeler hours by month along with a description of the services provided is presented on Table 6. The registered professional engineer responsible for implementation of the VRP at this site is Mr. Gregory Wrenn. Mr. Wrenn has personally charged 41.5 labor hours to the project to direct and review the various aspects of implementation of the VRP during this period.

TABLES

TABLE 1: SUMMARY OF GROUNDWATER AND SURFACE WATER COLLECTION DATA

WELL SAMPLED	TOTAL BORING AND WELL DEPTH (FT, BGS)	GROUND SURFACE ELEVATION/ TOP OF CASING ELEVATION (FT, NGVD)	SCREENED INTERVAL (FT, BGS)	ANALYSES PER SAMPLE	SAMPLE DATE	PURPOSE
MEDIA: GROUNDWATER						
TW-1	23.0	890.8/893.00	12.5-22.5	Total and Dissolved As, Cu, Pb, and Zn	5/30/2012	New well to investigate Copper and Zinc in groundwater
				Pesticides		
				Nitrate and Sulfate		
TW-1	23.0	890.8/893.00	12.5-22.5	Total and Dissolved As, Cu, Pb, and Zn	5/29/2013	site-wide groundwater monitoring
	24.9 btoc			Pesticides		
				Nitrate and Sulfate		
TW-1	23.0	890.8/893.00	12.5-22.5	Total and Dissolved As, Cu, Pb, and Zn	11/13/2013	site-wide groundwater monitoring
	24.9 btoc			Pesticides		
				Nitrate and Sulfate		
TW-1	23.0	890.8/893.00	12.5-22.5	Total and Dissolved As, Cu, Pb, and Zn	5/14/2014	site-wide groundwater monitoring
	24.9 btoc			Pesticides		
				Nitrate and Sulfate		
TW-1	23.0	890.8/893.00	12.5-22.5	Total and Dissolved As, Cu, Pb, and Zn	11/12/2014	site-wide groundwater monitoring
	24.9 btoc			Pesticides		
				Nitrate and Sulfate		
TW-1	23.0	890.8/893.00	12.5-22.5	Total and Dissolved As, Cu, Pb, and Zn	5/28/2015	site-wide groundwater monitoring and M&J Solvents site plume impact on BFEL
	24.9			Pesticides		
				Nitrate and Sulfate		
	btoc			Site-Specific VOCs		
TW-1	23.0	890.8/893.00	12.5-22.5	Total and Dissolved As, Cu, Pb, and Zn	11/11/2015	site-wide groundwater monitoring and M&J Solvents site plume impact on BFEL
	24.6 btoc			Pesticides		
				Nitrate and Sulfate		
				Site-Specific VOCs		
TW-1	23.0	890.8/893.00	12.5-22.5	Total and Dissolved As, Cu, Pb, and Zn	6/2/2016	site-wide groundwater monitoring and M&J Solvents site plume impact on BFEL
	24.6 btoc			Pesticides		
				Nitrate and Sulfate		
				Site-Specific VOCs		
TW-1	23.0	890.8/893.00	12.5-22.5	Total and Dissolved As, Cu, Pb, and Zn	11/9/2016	site-wide groundwater monitoring and M&J Solvents site plume impact on BFEL
	25.0 btoc			Pesticides		
				Nitrate and Sulfate		
				Site-Specific VOCs		
TW-1	23.0	890.8/893.00	12.5-22.5	Total and Dissolved As, Cu, Pb, and Zn	5/3/2017	site-wide groundwater monitoring and M&J Solvents site plume impact on BFEL
	25.0 btoc			Pesticides		
				Nitrate and Sulfate		
				Site-Specific VOCs		
TW-1	23.0	890.8/893.00	12.5-22.5	Total and Dissolved As, Cu, Pb, and Zn	11/1/2017	site-wide groundwater monitoring and M&J Solvents site plume impact on BFEL
	25.2 btoc			Pesticides		
				Nitrate and Sulfate		
				Site-Specific VOCs		
TW-2	27.2	895.5/897.89	17-27	Total and Dissolved As, Cu, Pb, and Zn	5/30/2012	New well to investigate Copper and Zinc in groundwater
				Pesticides		
				Nitrate and Sulfate		
TW-2	27.2	895.5/897.89	17-27	Total and Dissolved As, Cu, Pb, and Zn	5/29/2013	site-wide groundwater monitoring
	29.2 btoc			Pesticides		
				Nitrate and Sulfate		
TW-2	27.2	895.5/897.89	17-27	Total and Dissolved As, Cu, Pb, and Zn	11/14/2013	site-wide groundwater monitoring
	29.1 btoc			Pesticides		
				Nitrate and Sulfate		
TW-2	27.2	895.5/897.89	17-27	Total and Dissolved As, Cu, Pb, and Zn	5/14/2014	site-wide groundwater monitoring
	29.1 btoc			Pesticides		
				Nitrate and Sulfate		
TW-2	27.2	895.5/897.89	17-27	Total and Dissolved As, Cu, Pb, and Zn	11/12/2014	site-wide groundwater monitoring
	29.1 btoc			Pesticides		
				Nitrate and Sulfate		
TW-2	27.2	895.5/897.89	17-27	Total and Dissolved As, Cu, Pb, and Zn	5/28/2015	site-wide groundwater monitoring and M&J Solvents site plume impact on BFEL
	29.1			Pesticides		
				Nitrate and Sulfate		
				Site-Specific VOCs		
TW-2	27.2	895.5/897.89	17-27	Total and Dissolved As, Cu, Pb, and Zn	11/12/2015	site-wide groundwater monitoring and M&J Solvents site plume impact on BFEL
	29.1 btoc			Pesticides		
				Nitrate and Sulfate		
				Site-Specific VOCs		
TW-2	27.2	895.5/897.89	17-27	Total and Dissolved As, Cu, Pb, and Zn	6/2/2016	site-wide groundwater monitoring and M&J Solvents site plume impact on BFEL
	29.1			Pesticides		
	btoc			Nitrate and Sulfate		
				Site-Specific VOCs		
TW-2	27.2	895.5/897.89	17-27	Total and Dissolved As, Cu, Pb, and Zn	11/9/2016	site-wide groundwater monitoring and M&J Solvents site plume impact on BFEL
	29.0 btoc			Pesticides		
				Nitrate and Sulfate		
				Site-Specific VOCs		
TW-2	27.2	895.5/897.89	17-27	Total and Dissolved As, Cu, Pb, and Zn	5/4/2017	site-wide groundwater monitoring and M&J Solvents site plume impact on BFEL
	29.0 btoc			Pesticides		
				Nitrate and Sulfate		
				Site-Specific VOCs		
TW-2	27.2	895.5/897.89	17-27	Total and Dissolved As, Cu, Pb, and Zn	11/2/2017	site-wide groundwater monitoring and M&J Solvents site plume impact on BFEL
	29.4 btoc			Pesticides		
				Nitrate and Sulfate		
				Site-Specific VOCs		
TW-3	36.6	893.9/897.44	26.4-36.4	Total and Dissolved As, Cu, Pb, and Zn	5/31/2012	New well to investigate Copper and Zinc in groundwater
				Pesticides		
				Nitrate and Sulfate		
TW-3	36.6	893.9/897.44	26.4-36.4	Total and Dissolved As, Cu, Pb, and Zn	5/30/2013	site-wide groundwater monitoring
	39.9 btoc			Pesticides		
				Nitrate and Sulfate		

TABLE 1: SUMMARY OF GROUNDWATER AND SURFACE WATER COLLECTION DATA

WELL SAMPLED	TOTAL BORING AND WELL DEPTH (FT, BGS)	GROUND SURFACE ELEVATION/ TOP OF CASING ELEVATION (FT, NGVD)	SCREENED INTERVAL (FT, BGS)	ANALYSES PER SAMPLE	SAMPLE DATE	PURPOSE
TW-3	36.6	893.9/897.44	26.4-36.4	Total and Dissolved As, Cu, Pb, and Zn	11/14/2013	site-wide groundwater monitoring
	39.8 btoc			Pesticides		
				Nitrate and Sulfate		
TW-3	36.6	893.9/897.44	26.4-36.4	Total and Dissolved As, Cu, Pb, and Zn	5/15/2014	site-wide groundwater monitoring
	39.8 btoc			Pesticides		
				Nitrate and Sulfate		
TW-3	36.6	893.9/897.44	26.4-36.4	Total and Dissolved As, Cu, Pb, and Zn	11/13/2014	site-wide groundwater monitoring
	39.8 btoc			Pesticides		
				Nitrate and Sulfate		
TW-3	36.6	893.9/897.44	26.4-36.4	Total and Dissolved As, Cu, Pb, and Zn	6/15/2015	site-wide groundwater monitoring and M&J Solvents site plume impact on BFEL Sampled for treatability study of VOCs
	39.8 btoc			Pesticides		
				Nitrate and Sulfate		
				Site-Specific VOCs		
TW-3	36.6	893.9/897.44	26.4-36.4	Total and Dissolved As, Cu, Pb, and Zn	11/12/2015	site-wide groundwater monitoring and M&J Solvents site plume impact on BFEL
	39.8 btoc			Pesticides		
				Nitrate and Sulfate		
				Site-Specific VOCs		
TW-3	36.6	893.9/897.44	26.4-36.4	Total and Dissolved As, Cu, Pb, and Zn	6/3/2016	site-wide groundwater monitoring and M&J Solvents site plume impact on BFEL
	39.8 btoc			Pesticides		
				Nitrate and Sulfate		
				Site-Specific VOCs		
TW-3	36.6	893.9/897.44	26.4-36.4	Total and Dissolved As, Cu, Pb, and Zn	11/10/2016	site-wide groundwater monitoring and M&J Solvents site plume impact on BFEL
	35.8 btoc			Pesticides		
				Nitrate and Sulfate		
				Site-Specific VOCs		
TW-3	36.6	893.9/897.44	26.4-36.4	Total and Dissolved As, Cu, Pb, and Zn	5/4/2017	site-wide groundwater monitoring and M&J Solvents site plume impact on BFEL
	35.8 btoc			Pesticides		
				Nitrate and Sulfate		
				Site-Specific VOCs		
TW-3	36.6	893.9/897.44	26.4-36.4	Total and Dissolved As, Cu, Pb, and Zn	11/2/2017	site-wide groundwater monitoring and M&J Solvents site plume impact on BFEL
	40.2 btoc			Pesticides		
				Nitrate and Sulfate		
				Site-Specific VOCs		
TW-4	32.3	897.2/899.36	21.8-31.8	Total and Dissolved As, Cu, Pb, and Zn	5/31/2012	New well to investigate Copper and Zinc in groundwater
				Pesticides		
				Nitrate and Sulfate		
TW-4	32.3	897.2/899.36	21.8-31.8	Total and Dissolved As, Cu, Pb, and Zn	5/30/2013	site-wide groundwater monitoring
	33.6 btoc			Pesticides		
				Nitrate and Sulfate		
TW-4	32.3	897.2/899.36	21.8-31.8	Total and Dissolved As, Cu, Pb, and Zn	11/15/2013	site-wide groundwater monitoring
	33.5 btoc			Pesticides		
				Nitrate and Sulfate		
TW-4	32.3	897.2/899.36	21.8-31.8	Total and Dissolved As, Cu, Pb, and Zn	5/15/2014	site-wide groundwater monitoring
	33.5 btoc			Pesticides		
				Nitrate and Sulfate		
TW-4	32.3	897.2/899.36	21.8-31.8	Total and Dissolved As, Cu, Pb, and Zn	11/13/2014	site-wide groundwater monitoring
	33.5 btoc			Pesticides		
				Nitrate and Sulfate		
TW-4	32.3	897.2/899.36	21.8-31.8	Total and Dissolved As, Cu, Pb, and Zn	5/29/2015	site-wide groundwater monitoring and M&J Solvents site plume impact on BFEL
	33.5 btoc			Pesticides		
				Nitrate and Sulfate		
				Site-Specific VOCs		
TW-4	32.3	897.2/899.36	21.8-31.8	Total and Dissolved As, Cu, Pb, and Zn	11/12/2015	site-wide groundwater monitoring and M&J Solvents site plume impact on BFEL
	33.5 btoc			Pesticides		
				Nitrate and Sulfate		
				Site-Specific VOCs		
TW-4	32.3	897.2/899.36	21.8-31.8	Total and Dissolved As, Cu, Pb, and Zn	6/3/2016	site-wide groundwater monitoring and M&J Solvents site plume impact on BFEL
	33.5 btoc			Pesticides		
				Nitrate and Sulfate		
				Site-Specific VOCs		
TW-4	32.3	897.2/899.36	21.8-31.8	Total and Dissolved As, Cu, Pb, and Zn	11/9/2016	site-wide groundwater monitoring and M&J Solvents site plume impact on BFEL
	33.4 btoc			Pesticides		
				Nitrate and Sulfate		
				Site-Specific VOCs		
TW-4	32.3	897.2/899.36	21.8-31.8	Total and Dissolved As, Cu, Pb, and Zn	5/4/2017	site-wide groundwater monitoring and M&J Solvents site plume impact on BFEL
	33.4 btoc			Pesticides		
				Nitrate and Sulfate		
				Site-Specific VOCs		
TW-4	32.3	897.2/899.36	21.8-31.8	Total and Dissolved As, Cu, Pb, and Zn	11/3/2017	site-wide groundwater monitoring and M&J Solvents site plume impact on BFEL
	33.8 btoc			Pesticides		
				Nitrate and Sulfate		
				Site-Specific VOCs		
TW-5	30.0	888.8/891.90	19.8-29.8	Total and Dissolved As, Cu, Pb, and Zn	5/30/2012	New well to investigate Copper and Zinc in groundwater
				Pesticides		
				Nitrate and Sulfate		
TW-5	30.0	888.8/891.90	19.8-29.8	Total and Dissolved As, Cu, Pb, and Zn	5/29/2013	New well to investigate Copper and Zinc in groundwater
				Pesticides		
				Nitrate and Sulfate		
TW-5	30.0	888.8/891.90	19.8-29.8	Total and Dissolved As, Cu, Pb, and Zn	11/15/2013	site-wide groundwater monitoring
	29.8 btoc			Pesticides		
				Nitrate and Sulfate		
TW-5	30.0	888.8/891.90	19.8-29.8	Total and Dissolved As, Cu, Pb, and Zn	5/21/2014	site-wide groundwater monitoring
	32.5 btoc			Pesticides		
				Nitrate and Sulfate		
TW-5	30.0	888.8/891.90	19.8-29.8	Total and Dissolved As, Cu, Pb, and Zn	5/21/2014	site-wide groundwater monitoring
	31.5 btoc			Pesticides		
				Nitrate and Sulfate		

TABLE 1: SUMMARY OF GROUNDWATER AND SURFACE WATER COLLECTION DATA

WELL SAMPLED	TOTAL BORING AND WELL DEPTH (FT, BGS)	GROUND SURFACE ELEVATION/ TOP OF CASING ELEVATION (FT, NGVD)	SCREENED INTERVAL (FT, BGS)	ANALYSES PER SAMPLE	SAMPLE DATE	PURPOSE
TW-5	30.0	888.8/891.90	19.8-29.8	Total and Dissolved As, Cu, Pb, and Zn	11/13/2014	site-wide groundwater monitoring and M&J Solvents site plume impact on BFEL
	31.9 btoc			Pesticides		
				Nitrate and Sulfate		
				Site-Specific VOCs		
TW-5	30.0	888.8/891.90	19.8-29.8	Total and Dissolved As, Cu, Pb, and Zn	6/1/2015	site-wide groundwater monitoring and M&J Solvents site plume impact on BFEL
	31.9 btoc			Pesticides		
				Nitrate and Sulfate		
				Site-Specific VOCs		
TW-5	30.0	888.8/891.90	19.8-29.8	Total and Dissolved As, Cu, Pb, and Zn	11/13/2015	site-wide groundwater monitoring and M&J Solvents site plume impact on BFEL
	32.3 btoc			Pesticides		
				Nitrate and Sulfate		
				Site-Specific VOCs		
TW-5	30.0	888.8/891.90	19.8-29.8	Total and Dissolved As, Cu, Pb, and Zn	6/3/2016	site-wide groundwater monitoring and M&J Solvents site plume impact on BFEL
	32.3 btoc			Pesticides		
				Nitrate and Sulfate		
				Site-Specific VOCs		
TW-5	30.0	888.8/891.90	19.8-29.8	Total and Dissolved As, Cu, Pb, and Zn	11/10/2016	site-wide groundwater monitoring and M&J Solvents site plume impact on BFEL
	32.1 btoc			Pesticides		
				Nitrate and Sulfate		
				Site-Specific VOCs		
TW-5	30.0	888.8/891.90	19.8-29.8	Total and Dissolved As, Cu, Pb, and Zn	5/5/2017	site-wide groundwater monitoring and M&J Solvents site plume impact on BFEL
	32.1 btoc			Pesticides		
				Nitrate and Sulfate		
				Site-Specific VOCs		
TW-5	30.0	888.8/891.90	19.8-29.8	Total and Dissolved As, Cu, Pb, and Zn	11/3/2017	site-wide groundwater monitoring and M&J Solvents site plume impact on BFEL
	32.9 btoc			Pesticides		
				Nitrate and Sulfate		
				Site-Specific VOCs		
TW-6	37.9	905.8/908.34	27.7-37.7	Total and Dissolved As, Cu, Pb, and Zn	5/30/2012	New well to investigate Copper and Zinc in groundwater
				Pesticides		
				Nitrate and Sulfate		
TW-6	37.9	905.8/908.34	27.7-37.7	Total and Dissolved As, Cu, Pb, and Zn	5/29/2013	site-wide groundwater monitoring
	39.9 btoc			Pesticides		
				Nitrate and Sulfate		
TW-6	37.9	905.8/908.34	27.7-37.7	Total and Dissolved As, Cu, Pb, and Zn	11/18/2013	site-wide groundwater monitoring
	39.9 btoc			Pesticides		
				Nitrate and Sulfate		
TW-6	37.9	905.8/908.34	27.7-37.7	Total and Dissolved As, Cu, Pb, and Zn	5/21/2014	site-wide groundwater monitoring
	39.9 btoc			Pesticides		
				Nitrate and Sulfate		
TW-6	37.9	905.8/908.34	27.7-37.7	Total and Dissolved As, Cu, Pb, and Zn	11/14/2014	site-wide groundwater monitoring
	39.9 btoc			Pesticides		
				Nitrate and Sulfate		
TW-6	37.9	905.8/908.34	27.7-37.7	Total and Dissolved As, Cu, Pb, and Zn	6/1/2015	site-wide groundwater monitoring and M&J Solvents site plume impact on BFEL
	39.9 btoc			Pesticides		
				Nitrate and Sulfate		
				Site-Specific VOCs		
TW-6	37.9	905.8/908.34	27.7-37.7	Total and Dissolved As, Cu, Pb, and Zn	11/16/2015	site-wide groundwater monitoring and M&J Solvents site plume impact on BFEL
	39.9 btoc			Pesticides		
				Nitrate and Sulfate		
				Site-Specific VOCs		
TW-6	37.9	905.8/908.34	27.7-37.7	Total and Dissolved As, Cu, Pb, and Zn	6/6/2016	site-wide groundwater monitoring and M&J Solvents site plume impact on BFEL
	39.9 btoc			Pesticides		
				Nitrate and Sulfate		
				Site-Specific VOCs		
TW-6	37.9	905.8/908.34	27.7-37.7	Total and Dissolved As, Cu, Pb, and Zn	11/11/2016	site-wide groundwater monitoring and M&J Solvents site plume impact on BFEL
	40 btoc			Pesticides		
				Nitrate and Sulfate		
				Site-Specific VOCs		
TW-6	37.9	905.8/908.34	27.7-37.7	Total and Dissolved As, Cu, Pb, and Zn	5/5/2017	site-wide groundwater monitoring and M&J Solvents site plume impact on BFEL
	40 btoc			Pesticides		
				Nitrate and Sulfate		
				Site-Specific VOCs		
TW-6	37.9	905.8/908.34	27.7-37.7	Total and Dissolved As, Cu, Pb, and Zn	11/6/2017	site-wide groundwater monitoring and M&J Solvents site plume impact on BFEL
	40.2 btoc			Pesticides		
				Nitrate and Sulfate		
				Site-Specific VOCs		
TW-7	31.0	897.9/899.22	20.8-30.8	Total and Dissolved As, Cu, Pb, and Zn	6/1/2012	New well to investigate Copper and Zinc in groundwater
				Pesticides		
				Nitrate and Sulfate		
TW-7	31.0	897.9/899.22	20.8-30.8	Total and Dissolved As, Cu, Pb, and Zn	5/28/2013	site-wide groundwater monitoring
	32.3 btoc			Pesticides		
				Nitrate and Sulfate		
TW-7	31.0	897.9/899.22	20.8-30.8	Total and Dissolved As, Cu, Pb, and Zn	11/19/2013	site-wide groundwater monitoring
	32.3 btoc			Pesticides		
				Nitrate and Sulfate		
TW-7	31.0	897.9/899.22	20.8-30.8	Total and Dissolved As, Cu, Pb, and Zn	5/22/2014	site-wide groundwater monitoring
	32.3 btoc			Pesticides		
				Nitrate and Sulfate		
TW-7	31.0	897.9/899.22	20.8-30.8	Total and Dissolved As, Cu, Pb, and Zn	11/18/2014	site-wide groundwater monitoring and M&J Solvents site plume impact on BFEL
	32.3 btoc			Pesticides		
				Site-Specific VOCs		
				Nitrate and Sulfate		
TW-7	31.0	897.9/899.22	20.8-30.8	Total and Dissolved As, Cu, Pb, and Zn	6/5/2015	site-wide groundwater monitoring and M&J Solvents site plume impact on BFEL Sampled for treatability study of Metals in GW
	32.3 btoc			Pesticides		
				Site-Specific VOCs		
				Nitrate and Sulfate		

TABLE 1: SUMMARY OF GROUNDWATER AND SURFACE WATER COLLECTION DATA

WELL SAMPLED	TOTAL BORING AND WELL DEPTH (FT, BGS)	GROUND SURFACE ELEVATION/ TOP OF CASING ELEVATION (FT, NGVD)	SCREENED INTERVAL (FT, BGS)	ANALYSES PER SAMPLE	SAMPLE DATE	PURPOSE
TW-7	31.0	897.9/899.22	20.8-30.8	Total and Dissolved As, Cu, Pb, and Zn	11/17/2015	site-wide groundwater monitoring and M&J Solvents site plume impact on BFEL
	32.2 btoc			Pesticides		
				Site-Specific VOCs		
				Nitrate and Sulfate		
TW-7	31.0	897.9/899.22	20.8-30.8	Total and Dissolved As, Cu, Pb, and Zn	6/6/2016	site-wide groundwater monitoring and M&J Solvents site plume impact on BFEL
	32.2 btoc			Pesticides		
				Site-Specific VOCs		
				Nitrate and Sulfate		
TW-7	31.0	897.9/899.22	20.8-30.8	Total and Dissolved As, Cu, Pb, and Zn	11/11/2016	site-wide groundwater monitoring and M&J Solvents site plume impact on BFEL
	32.3 btoc			Pesticides		
				Site-Specific VOCs		
				Nitrate and Sulfate		
TW-7	31.0	897.9/899.22	20.8-30.8	Total and Dissolved As, Cu, Pb, and Zn	5/9/2017	site-wide groundwater monitoring and M&J Solvents site plume impact on BFEL
	32.3 btoc			Pesticides		
				Site-Specific VOCs		
				Nitrate and Sulfate		
TW-7	31.0	897.9/899.22	20.8-30.8	Total and Dissolved As, Cu, Pb, and Zn	11/7/2017	site-wide groundwater monitoring and M&J Solvents site plume impact on BFEL
	32.6 btoc			Pesticides		
				Site-Specific VOCs		
				Nitrate and Sulfate		
TW-8	29.2	899.3/900.36	19-29	Total and Dissolved As, Cu, Pb, and Zn	5/31/2012	New well to investigate Copper and Zinc in groundwater
				Pesticides		
				Nitrate and Sulfate		
TW-8	29.2	899.3/900.36	19-29	Total and Dissolved As, Cu, Fe, Pb, Mn, and Zn	1/21/2013	site-wide groundwater monitoring and parameters for EHC injection pilot study Base line sampling prior to EHC injection
				Pesticides		
				Chloride, Nitrate, Nitrite, and Sulfate		
				Total and Dissolved Organic Cabon		
				Total Alkalinity		
TW-8	29.5	899.3/900.36	19-29	Total and Dissolved As, Cu, Fe, Pb, Mn, and Zn	4/15/2013	site-wide groundwater monitoring and parameters for EHC injection pilot study 1st quarter sampling after EHC injection
				Pesticides		
				Chloride, Nitrate, Nitrite, and Sulfate		
				Total and Dissolved Organic Cabon		
				Total Alkalinity		
TW-8	29.5	899.3/900.36	19-29	Total and Dissolved As, Cu, Fe, Pb, Mn, and Zn	7/16/2013	site-wide groundwater monitoring and parameters for EHC injection pilot study 2nd quarter sampling after EHC injection
				Pesticides		
				Chloride, Nitrate, Nitrite, and Sulfate		
				Total and Dissolved Organic Cabon		
				Total Alkalinity		
TW-8	29.5	899.3/900.36	19-29	Total and Dissolved As, Cu, Fe, Pb, Mn, and Zn	10/9/2013	site-wide groundwater monitoring and parameters for EHC injection pilot study 3rd quarter sampling after EHC injection
				Pesticides		
				Chloride, Nitrate, Nitrite, and Sulfate		
				Total and Dissolved Organic Cabon		
				Total Alkalinity		
TW-8	29.5	899.3/900.36	19-29	Total and Dissolved As, Cu, Fe, Pb, Mn, and Zn	1/8/2014	site-wide groundwater monitoring and parameters for EHC injection pilot study 4th quarter sampling after EHC injection
				Pesticides		
				Chloride, Nitrate, Nitrite, and Sulfate		
				Total and Dissolved Organic Carbon		
				Total Alkalinity		
TW-8	29.9	899.3/900.36	19-29	Total and Dissolved As, Cu, Pb, and Zn	5/19/2014	site-wide groundwater monitoring
				Pesticides		
				Nitrate and Sulfate		
TW-8	29.9	899.3/900.36	19-29	Total and Dissolved As, Cu, Pb, and Zn	11/14/2014	site-wide groundwater monitoring
				Pesticides		
				Nitrate and Sulfate		
TW-8	29.9	899.3/900.36	19-29	Total and Dissolved As, Cu, Pb, and Zn	6/2/2015	site-wide groundwater monitoring and M&J Solvents site plume impact on BFEL Sampled for treatability study of Pesticides
				Pesticides		
				Nitrate and Sulfate		
				Site-Specific VOCs		
TW-8	29.9	899.3/900.36	19-29	Total and Dissolved As, Cu, Pb, and Zn	11/13/2015	site-wide groundwater monitoring and M&J Solvents site plume impact on BFEL
				Pesticides		
				Nitrate and Sulfate		
				Site-Specific VOCs		
TW-8	29.9	899.3/900.36	19-29	Total and Dissolved As, Cu, Pb, and Zn	6/6/2016	site-wide groundwater monitoring and M&J Solvents site plume impact on BFEL
				Pesticides		
				Nitrate and Sulfate		
				Site-Specific VOCs		
TW-8	29.9	899.3/900.36	19-29	Total and Dissolved As, Cu, Pb, and Zn	11/14/2016	site-wide groundwater monitoring and M&J Solvents site plume impact on BFEL
	29.2 btoc			Pesticides		
				Nitrate and Sulfate		
				Site-Specific VOCs		
TW-8	29.9	899.3/900.36	19-29	Total and Dissolved As, Cu, Pb, and Zn	5/8/2017	site-wide groundwater monitoring and M&J Solvents site plume impact on BFEL
	29.2 btoc			Pesticides		
				Nitrate and Sulfate		
				Site-Specific VOCs		
TW-8	29.9	899.3/900.36	19-29	Total and Dissolved As, Cu, Pb, and Zn	11/6/2017	site-wide groundwater monitoring and M&J Solvents site plume impact on BFEL
	31.2 btoc			Pesticides		
				Nitrate and Sulfate		
				Site-Specific VOCs		
TW-9	33.2	899.2/901.56	23-33	Total and Dissolved As, Cu, Pb, and Zn	5/31/2012	New well to investigate Copper and Zinc in groundwater
				Pesticides		
				Nitrate and Sulfate		

TABLE 1: SUMMARY OF GROUNDWATER AND SURFACE WATER COLLECTION DATA

WELL SAMPLED	TOTAL BORING AND WELL DEPTH (FT, BGS)	GROUND SURFACE ELEVATION/ TOP OF CASING ELEVATION (FT, NGVD)	SCREENED INTERVAL (FT, BGS)	ANALYSES PER SAMPLE	SAMPLE DATE	PURPOSE
TW-9	33.2	899.2/901.56	23-33	Total and Dissolved As, Cu, Pb, and Zn	5/28/2013	site-wide groundwater monitoring
	35.0 btoc			Pesticides		
				Nitrate and Sulfate		
TW-9	33.2	899.2/901.56	23-33	Total and Dissolved As, Cu, Pb, and Zn	11/18/2013	site-wide groundwater monitoring
	34.9 btoc			Pesticides		
				Nitrate and Sulfate		
TW-9	33.2	899.2/901.56	23-33	Total and Dissolved As, Cu, Pb, and Zn	5/22/2014	site-wide groundwater monitoring
	34.5 btoc			Pesticides		
				Nitrate and Sulfate		
TW-9	33.2	899.2/901.56	23-33	Total and Dissolved As, Cu, Pb, and Zn	11/17/2014	site-wide groundwater monitoring
	34.9 btoc			Pesticides		
				Nitrate and Sulfate		
TW-9	33.2	899.2/901.56	23-33	Total and Dissolved As, Cu, Pb, and Zn	6/8/2015	site-wide groundwater monitoring and M&J Solvents site plume impact on BFEL
	34.9 btoc			Pesticides		
				Nitrate and Sulfate		
				Site-Specific VOCs		
TW-9	33.2	899.2/901.56	23-33	Total and Dissolved As, Cu, Pb, and Zn	11/17/2015	site-wide groundwater monitoring and M&J Solvents site plume impact on BFEL
	34.9 btoc			Pesticides		
				Nitrate and Sulfate		
				Site-Specific VOCs		
TW-9	33.2	899.2/901.56	23-33	Total and Dissolved As, Cu, Pb, and Zn	6/7/2016	site-wide groundwater monitoring and M&J Solvents site plume impact on BFEL
	34.9 btoc			Pesticides		
				Nitrate and Sulfate		
				Site-Specific VOCs		
TW-9	33.2	899.2/901.56	23-33	Total and Dissolved As, Cu, Pb, and Zn	11/14/2016	site-wide groundwater monitoring and M&J Solvents site plume impact on BFEL
	34.9 btoc			Pesticides		
				Nitrate and Sulfate		
				Site-Specific VOCs		
TW-9	33.2	899.2/901.56	23-33	Total and Dissolved As, Cu, Pb, and Zn	5/8/2017	site-wide groundwater monitoring and M&J Solvents site plume impact on BFEL
	34.9 btoc			Pesticides		
				Nitrate and Sulfate		
				Site-Specific VOCs		
TW-9	33.2	899.2/901.56	23-33	Total and Dissolved As, Cu, Pb, and Zn	11/6/2017	site-wide groundwater monitoring and M&J Solvents site plume impact on BFEL
	35.2 btoc			Pesticides		
				Nitrate and Sulfate		
				Site-Specific VOCs		
TW-10	29.4	895.6/896.56	19.2-29.2	Total and Dissolved As, Cu, Pb, and Zn	5/31/2012	New well to investigate Copper and Zinc in groundwater
				Pesticides		
				Nitrate and Sulfate		
TW-10	29.4	895.6/896.56	19.2-29.2	Total and Dissolved As, Cu, Pb, and Zn	5/24/2013	site-wide groundwater monitoring
	30.0 btoc			Pesticides		
				Nitrate and Sulfate		
TW-10	29.4	895.6/896.56	19.2-29.2	Total and Dissolved As, Cu, Pb, and Zn	11/18/2013	site-wide groundwater monitoring
	29.9 btoc			Pesticides		
				Nitrate and Sulfate		
TW-10	29.4	895.6/896.56	19.2-29.2	Total and Dissolved As, Cu, Pb, and Zn	5/22/2014	site-wide groundwater monitoring
	29.4 btoc			Pesticides		
				Nitrate and Sulfate		
TW-10	29.4	895.6/896.56	19.2-29.2	Total and Dissolved As, Cu, Pb, and Zn	11/17/2014	site-wide groundwater monitoring
	29.4 btoc			Pesticides		
				Nitrate and Sulfate		
TW-10	29.4	895.6/896.56	19.2-29.2	Total and Dissolved As, Cu, Pb, and Zn	5/31/2015	site-wide groundwater monitoring and M&J Solvents site plume impact on BFEL
	29.4 btoc			Pesticides		
				Nitrate and Sulfate		
				Site-Specific VOCs		
TW-10	29.4	895.6/896.56	19.2-29.2	Total and Dissolved As, Cu, Pb, and Zn	11/17/2015	site-wide groundwater monitoring and M&J Solvents site plume impact on BFEL
	30.0 btoc			Pesticides		
				Nitrate and Sulfate		
				Site-Specific VOCs		
TW-10	29.4	895.6/896.56	19.2-29.2	Total and Dissolved As, Cu, Pb, and Zn	6/7/2016	site-wide groundwater monitoring and M&J Solvents site plume impact on BFEL
	30.0 btoc			Pesticides		
				Nitrate and Sulfate		
				Site-Specific VOCs		
TW-10	29.4	895.6/896.56	19.2-29.2	Total and Dissolved As, Cu, Pb, and Zn	11/14/2016	site-wide groundwater monitoring and M&J Solvents site plume impact on BFEL
	30.2 btoc			Pesticides		
				Nitrate and Sulfate		
				Site-Specific VOCs		
TW-10	29.4	895.6/896.56	19.2-29.2	Total and Dissolved As, Cu, Pb, and Zn	5/9/2017	site-wide groundwater monitoring and M&J Solvents site plume impact on BFEL
	30.2 btoc			Pesticides		
				Nitrate and Sulfate		
				Site-Specific VOCs		
TW-10	29.4	895.6/896.56	19.2-29.2	Total and Dissolved As, Cu, Pb, and Zn	11/7/2017	site-wide groundwater monitoring and M&J Solvents site plume impact on BFEL
	30.2 btoc			Pesticides		
				Nitrate and Sulfate		
				Site-Specific VOCs		
TW-11	42.0	914.7/918.08	31.8-41.8	Total and Dissolved As, Cu, Pb, and Zn	5/31/2012	New well to investigate Copper and Zinc in groundwater
				Pesticides		
				Nitrate and Sulfate		
TW-11	42.0	914.7/918.08	31.8-41.8	Total and Dissolved As, Cu, Pb, and Zn	5/23/2013	site-wide groundwater monitoring
	44.9 btoc			Pesticides		
				Nitrate and Sulfate		
TW-11	42.0	914.7/918.08	31.8-41.8	Total and Dissolved As, Cu, Pb, and Zn	11/13/2013	site-wide groundwater monitoring
	44.8 btoc			Pesticides		
				Nitrate and Sulfate		
TW-11	42.0	914.7/918.08	31.8-41.8	Total and Dissolved As, Cu, Pb, and Zn	5/13/2014	site-wide groundwater monitoring
	44.8 btoc			Pesticides		
				Nitrate and Sulfate		

TABLE 1: SUMMARY OF GROUNDWATER AND SURFACE WATER COLLECTION DATA

WELL SAMPLED	TOTAL BORING AND WELL DEPTH (FT, BGS)	GROUND SURFACE ELEVATION/ TOP OF CASING ELEVATION (FT, NGVD)	SCREENED INTERVAL (FT, BGS)	ANALYSES PER SAMPLE	SAMPLE DATE	PURPOSE
TW-11	42.0	914.7/918.08	31.8-41.8	Total and Dissolved As, Cu, Pb, and Zn	11/11/2014	site-wide groundwater monitoring
	44.8 btoc			Pesticides		
				Nitrate and Sulfate		
TW-11	42.0	914.7/918.08	31.8-41.8	Total and Dissolved As, Cu, Pb, and Zn	5/27/2015	site-wide groundwater monitoring and M&J Solvents site plume impact on BFEL
	44.8 btoc			Pesticides		
				Nitrate and Sulfate		
				Site-Specific VOCs		
TW-11	42.0	914.7/918.08	31.8-41.8	Total and Dissolved As, Cu, Pb, and Zn	11/11/2015	site-wide groundwater monitoring and M&J Solvents site plume impact on BFEL
	45.03 btoc			Pesticides		
				Nitrate and Sulfate		
				Site-Specific VOCs		
TW-11	42.0	914.7/918.08	31.8-41.8	Total and Dissolved As, Cu, Pb, and Zn	6/1/2016	site-wide groundwater monitoring and M&J Solvents site plume impact on BFEL
	45.03 btoc			Pesticides		
				Nitrate and Sulfate		
				Site-Specific VOCs		
TW-11	42.0	914.7/918.08	31.8-41.8	Total and Dissolved As, Cu, Pb, and Zn	11/8/2016	site-wide groundwater monitoring and M&J Solvents site plume impact on BFEL
	44.7 btoc			Pesticides		
				Nitrate and Sulfate		
TW-11	42.0	914.7/918.08	31.8-41.8	Total and Dissolved As, Cu, Pb, and Zn	5/3/2017	site-wide groundwater monitoring and M&J Solvents site plume impact on BFEL
	44.7 btoc			Pesticides		
				Nitrate and Sulfate		
TW-11	42.0	914.7/918.08	31.8-41.8	Total and Dissolved As, Cu, Pb, and Zn	11/1/2017	site-wide groundwater monitoring and M&J Solvents site plume impact on BFEL
	45.1 btoc			Pesticides		
				Nitrate and Sulfate		
TW-12	44.0	927.6/929.03	33.8-43.8	Total and Dissolved As, Cu, Pb, and Zn	5/31/2012	New well to investigate Copper and Zinc in groundwater
				Pesticides		
				Nitrate and Sulfate		
TW-12	44.0	927.6/929.03	33.8-43.8	Total and Dissolved As, Cu, Pb, and Zn	5/23/2013	site-wide groundwater monitoring
	44.9 btoc			Pesticides		
				Nitrate and Sulfate		
TW-12	44.0	927.6/929.03	33.8-43.8	Total and Dissolved As, Cu, Pb, and Zn	11/12/2013	site-wide groundwater monitoring
	44.9 btoc			Pesticides		
				Nitrate and Sulfate		
TW-12	44.0	927.6/929.03	33.8-43.8	Total and Dissolved As, Cu, Pb, and Zn	5/13/2014	site-wide groundwater monitoring
	44.9 btoc			Pesticides		
				Nitrate and Sulfate		
TW-12	44.0	927.6/929.03	33.8-43.8	Total and Dissolved As, Cu, Pb, and Zn	11/11/2014	site-wide groundwater monitoring
	44.9 btoc			Pesticides		
				Nitrate and Sulfate		
TW-12	44.0	927.6/929.03	33.8-43.8	Total and Dissolved As, Cu, Pb, and Zn	5/27/2015	site-wide groundwater monitoring and M&J Solvents site plume impact on BFEL
	44.9 btoc			Pesticides		
				Nitrate and Sulfate		
				Site-Specific VOCs		
TW-12	44.0	927.6/929.03	33.8-43.8	Total and Dissolved As, Cu, Pb, and Zn	11/11/2015	site-wide groundwater monitoring and M&J Solvents site plume impact on BFEL
	45.05 btoc			Pesticides		
				Nitrate and Sulfate		
				Site-Specific VOCs		
TW-12	44.0	927.6/929.03	33.8-43.8	Total and Dissolved As, Cu, Pb, and Zn	6/1/2016	site-wide groundwater monitoring and M&J Solvents site plume impact on BFEL
	44.9 btoc			Pesticides		
				Nitrate and Sulfate		
				Site-Specific VOCs		
TW-12	44.0	927.6/929.03	33.8-43.8	Total and Dissolved As, Cu, Pb, and Zn	11/8/2016	site-wide groundwater monitoring and M&J Solvents site plume impact on BFEL
	44.9 btoc			Pesticides		
				Nitrate and Sulfate		
TW-12	44.0	927.6/929.03	33.8-43.8	Total and Dissolved As, Cu, Pb, and Zn	5/3/2017	site-wide groundwater monitoring and M&J Solvents site plume impact on BFEL
	44.9 btoc			Pesticides		
				Nitrate and Sulfate		
TW-12	44.0	927.6/929.03	33.8-43.8	Total and Dissolved As, Cu, Pb, and Zn	10/31/2017	site-wide groundwater monitoring and M&J Solvents site plume impact on BFEL
	45.1 btoc			Pesticides		
				Nitrate and Sulfate		
MW-1B	30.0	913.5/915.95*	20-29	Total and Dissolved As, Cu, Pb, and Zn		site-wide groundwater monitoring
				Pesticides		
				Nitrate and Sulfate	11/13/2012	
MW-1B	30.0	913.5/915.95*	20-29	Total and Dissolved As, Cu, Pb, and Zn	5/21/2013	site-wide groundwater monitoring
	32.3 btoc			Pesticides		
				Nitrate and Sulfate		
MW-1B	30.0	913.5/915.95*	20-29	Total and Dissolved As, Cu, Pb, and Zn	11/12/2013	site-wide groundwater monitoring
	32.2 btoc			Pesticides		
				Nitrate and Sulfate		
MW-1B	30.0	913.5/915.95*	20-29	Total and Dissolved As, Cu, Pb, and Zn	5/13/2014	site-wide groundwater monitoring
	32.2 btoc			Pesticides		
				Nitrate and Sulfate		
MW-1B	30.0	913.5/915.95*	20-29	Total and Dissolved As, Cu, Pb, and Zn	11/11/2014	site-wide groundwater monitoring and M&J Solvents site plume impact on BFEL
	32.46 btoc			Pesticides		
				Nitrate and Sulfate		
				Site-Specific VOCs		
MW-1B	30.0	913.5/915.95*	20-29	Total and Dissolved As, Cu, Pb, and Zn	5/27/2015	site-wide groundwater monitoring and M&J Solvents site plume impact on BFEL
	32.46 btoc			Pesticides		
				Nitrate and Sulfate		
				Site-Specific VOCs		
MW-1B	30.0	913.5/915.95*	20-29	Total and Dissolved As, Cu, Pb, and Zn	11/10/2015	site-wide groundwater monitoring and M&J Solvents site plume impact on BFEL
	32.17 btoc			Pesticides		
				Nitrate and Sulfate		
				Site-Specific VOCs		

TABLE 1: SUMMARY OF GROUNDWATER AND SURFACE WATER COLLECTION DATA

WELL SAMPLED	TOTAL BORING AND WELL DEPTH (FT, BGS)	GROUND SURFACE ELEVATION/ TOP OF CASING ELEVATION (FT, NGVD)	SCREENED INTERVAL (FT, BGS)	ANALYSES PER SAMPLE	SAMPLE DATE	PURPOSE
MW-1B	30.0	913.5/915.95*	20-29	Total and Dissolved As, Cu, Pb, and Zn	6/1/2016	site-wide groundwater monitoring and M&J Solvents site plume impact on BFEL
	32.17 btoc			Pesticides		
				Nitrate and Sulfate		
				Site-Specific VOCs		
MW-1B	30.0	913.5/915.95*	20-29	Total and Dissolved As, Cu, Pb, and Zn	11/8/2016	site-wide groundwater monitoring and M&J Solvents site plume impact on BFEL
	32.17 btoc			Pesticides		
				Nitrate and Sulfate		
				Site-Specific VOCs		
MW-1B	30.0	913.5/915.95*	20-29	Total and Dissolved As, Cu, Pb, and Zn	5/2/2017	site-wide groundwater monitoring and M&J Solvents site plume impact on BFEL
	32.17 btoc			Pesticides		
				Nitrate and Sulfate		
				Site-Specific VOCs		
MW-1B	30.0	913.5/915.95*	20-29	Total and Dissolved As, Cu, Pb, and Zn	10/31/2017	site-wide groundwater monitoring and M&J Solvents site plume impact on BFEL
	32.5 btoc			Pesticides		
				Nitrate and Sulfate		
				Site-Specific VOCs		
MW-22	27.0	894.23	17-27	Total and Dissolved As, Cu, Pb, and Zn	11/14/2012	site-wide groundwater monitoring
				Pesticides		
				Nitrate and Sulfate		
MW-22	27.0	894.23	17-27	Total and Dissolved As, Cu, Pb, and Zn	5/22/2013	site-wide groundwater monitoring
	28.9 btoc			Pesticides		
				Nitrate and Sulfate		
MW-22	27.0	894.23	17-27	Total and Dissolved As, Cu, Pb, and Zn	11/13/2013	site-wide groundwater monitoring
	28.9 btoc			Pesticides		
				Nitrate and Sulfate		
MW-22	27.0	894.23	17-27	Total and Dissolved As, Cu, Pb, and Zn	5/19/2014	site-wide groundwater monitoring
	28.9 btoc			Pesticides		
				Nitrate and Sulfate		
MW-22	27.0	894.23	17-27	Total and Dissolved As, Cu, Pb, and Zn	11/12/2014	site-wide groundwater monitoring and M&J Solvents site plume impact on BFEL
	28.9 btoc			Pesticides		
				Nitrate and Sulfate		
				Site-Specific VOCs		
MW-22	27.0	894.23	17-27	Total and Dissolved As, Cu, Pb, and Zn	5/29/2015	site-wide groundwater monitoring and M&J Solvents site plume impact on BFEL
	28.9 btoc			Pesticides		
				Nitrate and Sulfate		
				Site-Specific VOCs		
MW-22	27.0	894.23	17-27	Total and Dissolved As, Cu, Pb, and Zn	11/12/2015	site-wide groundwater monitoring and M&J Solvents site plume impact on BFEL
	28.9 btoc			Pesticides		
				Nitrate and Sulfate		
				Site-Specific VOCs		
MW-22	27.0	894.23	17-27	Total and Dissolved As, Cu, Pb, and Zn	6/6/2016	site-wide groundwater monitoring and M&J Solvents site plume impact on BFEL
	28.9 btoc			Pesticides		
				Nitrate and Sulfate		
				Site-Specific VOCs		
MW-22	27.0	894.23	17-27	Total and Dissolved As, Cu, Pb, and Zn	11/8/2016	site-wide groundwater monitoring and M&J Solvents site plume impact on BFEL
	28.9 btoc			Pesticides		
				Nitrate and Sulfate		
				Site-Specific VOCs		
MW-22	27.0	894.23	17-27	Total and Dissolved As, Cu, Pb, and Zn	5/4/2017	site-wide groundwater monitoring and M&J Solvents site plume impact on BFEL
	28.9 btoc			Pesticides		
				Nitrate and Sulfate		
				Site-Specific VOCs		
MW-22	27.0	894.23	17-27	Total and Dissolved As, Cu, Pb, and Zn	11/1/2017	site-wide groundwater monitoring and M&J Solvents site plume impact on BFEL
	29.2 btoc			Pesticides		
				Nitrate and Sulfate		
				Site-Specific VOCs		
MW-25	28.0	895.05	18-28	Well Dry Not Sampled	November and May 2012	
MW-25	28.0	895.05	18-28	Total and Dissolved As, Cu, Pb, and Zn	5/24/2013	site-wide groundwater monitoring
	29.6 btoc			Pesticides		
				Nitrate and Sulfate		
MW-25				Well Dry Not Sampled	November 2013 and May 2014	
MW-25	28.0	895.05	18-28	Total and Dissolved As, Cu, Pb, and Zn	11/18/2014	site-wide groundwater monitoring
	29.8 btoc			Pesticides		
				Nitrate and Sulfate		
MW-25	28.0	895.05	18-28	Total and Dissolved As, Cu, Pb, and Zn	6/2/2015	site-wide groundwater monitoring and M&J Solvents site plume impact on BFEL
	29.8 btoc			Pesticides		
				Nitrate and Sulfate		
				Site-Specific VOCs		
MW-25	28.0	895.05	18-28	Total and Dissolved As, Cu, Pb, and Zn	11/13/2015	site-wide groundwater monitoring and M&J Solvents site plume impact on BFEL
	29.8 btoc			Pesticides		
				Nitrate and Sulfate		
				Site-Specific VOCs		
MW-25	28.0	895.05	18-28	Total and Dissolved As, Cu, Pb, and Zn	6/7/2016	site-wide groundwater monitoring and M&J Solvents site plume impact on BFEL
	29.8 btoc			Pesticides		
				Nitrate and Sulfate		
				Site-Specific VOCs		
MW-25	28.0	895.05	18-28	Total and Dissolved As, Cu, Pb, and Zn	11/10/2016	site-wide groundwater monitoring and M&J Solvents site plume impact on BFEL
	29.7 btoc			Pesticides		
				Nitrate and Sulfate		
				Site-Specific VOCs		
MW-25	28.0	895.05	18-28	Total and Dissolved As, Cu, Pb, and Zn	5/10/2017	site-wide groundwater monitoring and M&J Solvents site plume impact on BFEL
	29.7 btoc			Pesticides		
				Nitrate and Sulfate		
				Site-Specific VOCs		
MW-25	28.0	895.05	18-28	Well Dry Not Sampled	11/8/2017	site-wide groundwater monitoring and M&J Solvents site plume impact on BFEL
	29.8 btoc					

TABLE 1: SUMMARY OF GROUNDWATER AND SURFACE WATER COLLECTION DATA

WELL SAMPLED	TOTAL BORING AND WELL DEPTH (FT, BGS)	GROUND SURFACE ELEVATION/ TOP OF CASING ELEVATION (FT, NGVD)	SCREENED INTERVAL (FT, BGS)	ANALYSES PER SAMPLE	SAMPLE DATE	PURPOSE
MW-26	19.0	904.99	9-19	Total and Dissolved As, Cu, Pb, and Zn	11/14/2012	site-wide groundwater monitoring
				Pesticides		
				Nitrate and Sulfate		
MW-26	19.0	904.99	9-19	Total and Dissolved As, Cu, Pb, and Zn	5/22/2013	site-wide groundwater monitoring
	20.7 btoc			Pesticides		
				Nitrate and Sulfate		
MW-26	19.0	904.99	9-19	Total and Dissolved As, Cu, Pb, and Zn	11/13/2013	site-wide groundwater monitoring
	20.7 btoc			Pesticides		
				Nitrate and Sulfate		
MW-26	19.0	904.99	9-19	Total and Dissolved As, Cu, Pb, and Zn	5/14/2014	site-wide groundwater monitoring
	20.7 btoc			Pesticides		
				Nitrate and Sulfate		
MW-26	19.0	904.99	9-19	Total and Dissolved As, Cu, Pb, and Zn	11/12/2014	site-wide groundwater monitoring
	20.9 btoc			Pesticides		
				Nitrate and Sulfate		
MW-26	19.0	904.99	9-19	Total and Dissolved As, Cu, Pb, and Zn	5/28/2015	site-wide groundwater monitoring and M&J Solvents site plume impact on BFEL
	20.9 btoc			Pesticides		
				Nitrate and Sulfate		
				Site-Specific VOCs		
MW-26	19.0	904.99	9-19	Total and Dissolved As, Cu, Pb, and Zn	11/11/2015	site-wide groundwater monitoring and M&J Solvents site plume impact on BFEL
	20.9 btoc			Pesticides		
				Nitrate and Sulfate		
				Site-Specific VOCs		
MW-26	19.0	904.99	9-19	Total and Dissolved As, Cu, Pb, and Zn	6/2/2016	site-wide groundwater monitoring and M&J Solvents site plume impact on BFEL
	20.9 btoc			Pesticides		
				Nitrate and Sulfate		
				Site-Specific VOCs		
MW-26	19.0	904.99	9-19	Total and Dissolved As, Cu, Pb, and Zn	11/9/2016	site-wide groundwater monitoring and M&J Solvents site plume impact on BFEL
	21.1 btoc			Pesticides		
				Nitrate and Sulfate		
				Site-Specific VOCs		
MW-26	19.0	904.99	9-19	Total and Dissolved As, Cu, Pb, and Zn	5/3/2017	site-wide groundwater monitoring and M&J Solvents site plume impact on BFEL
	21.1 btoc			Pesticides		
				Nitrate and Sulfate		
				Site-Specific VOCs		
MW-26	19.0	904.99	9-19	Total and Dissolved As, Cu, Pb, and Zn	11/1/2017	site-wide groundwater monitoring and M&J Solvents site plume impact on BFEL
	21.3 btoc			Pesticides		
				Nitrate and Sulfate		
				Site-Specific VOCs		
MW-101	25.0	912.55	14.4-24.4	Total and Dissolved As, Cu, Pb, and Zn	11/12/2012	site-wide groundwater monitoring
				Pesticides		
				Nitrate and Sulfate		
MW-101	25.0	912.55	14.4-24.4	Total and Dissolved As, Cu, Pb, and Zn	5/21/2013	site-wide groundwater monitoring
	27.1 btoc			Pesticides		
				Nitrate and Sulfate		
MW-101	25.0	912.55	14.4-24.4	Total and Dissolved As, Cu, Pb, and Zn	11/12/2013	site-wide groundwater monitoring
	27.0 btoc			Pesticides		
				Nitrate and Sulfate		
MW-101	25.0	912.55	14.4-24.4	Total and Dissolved As, Cu, Pb, and Zn	5/13/2014	site-wide groundwater monitoring
	26.98 btoc			Pesticides		
				Nitrate and Sulfate		
MW-101	25.0	912.55	14.4-24.4	Total and Dissolved As, Cu, Pb, and Zn	11/11/2014	site-wide groundwater monitoring and M&J Solvents site plume impact on BFEL
	27.20 btoc			Pesticides		
				Nitrate and Sulfate		
				Site-Specific VOCs		
MW-101	25.0	912.55	14.4-24.4	Total and Dissolved As, Cu, Pb, and Zn	5/27/2015	site-wide groundwater monitoring and M&J Solvents site plume impact on BFEL
	27.20 btoc			Pesticides		
				Nitrate and Sulfate		
				Site-Specific VOCs		
MW-101	25.0	912.55	14.4-24.4	Total and Dissolved As, Cu, Pb, and Zn	11/10/2015	site-wide groundwater monitoring and M&J Solvents site plume impact on BFEL
	26.87 btoc			Pesticides		
				Nitrate and Sulfate		
				Site-Specific VOCs		
MW-101	25.0	912.55	14.4-24.4	Total and Dissolved As, Cu, Pb, and Zn	6/1/2016	site-wide groundwater monitoring and M&J Solvents site plume impact on BFEL
	26.87 btoc			Pesticides		
				Nitrate and Sulfate		
				Site-Specific VOCs		
MW-101	25.0	912.55	14.4-24.4	Total and Dissolved As, Cu, Pb, and Zn	11/8/2016	site-wide groundwater monitoring and M&J Solvents site plume impact on BFEL
	26.70 btoc			Pesticides		
				Nitrate and Sulfate		
				Site-Specific VOCs		
MW-101	25.0	912.55	14.4-24.4	Total and Dissolved As, Cu, Pb, and Zn	5/2/2017	site-wide groundwater monitoring and M&J Solvents site plume impact on BFEL
	26.70 btoc			Pesticides		
				Nitrate and Sulfate		
				Site-Specific VOCs		
MW-101	25.0	912.55	14.4-24.4	Total and Dissolved As, Cu, Pb, and Zn	11/1/2017	site-wide groundwater monitoring and M&J Solvents site plume impact on BFEL
	27.70 btoc			Pesticides		
				Nitrate and Sulfate		
				Site-Specific VOCs		
MW-102	31.2	915.19	21.1-30.1	Total and Dissolved As, Cu, Pb, and Zn	11/13/2012	site-wide groundwater monitoring
				Pesticides		
				Nitrate and Sulfate		
MW-102	31.2	915.19	21.1-30.1	Total and Dissolved As, Cu, Pb, and Zn	5/21/2013	site-wide groundwater monitoring
	32.7 btoc			Pesticides		
				Nitrate and Sulfate		

TABLE 1: SUMMARY OF GROUNDWATER AND SURFACE WATER COLLECTION DATA

WELL SAMPLED	TOTAL BORING AND WELL DEPTH (FT, BGS)	GROUND SURFACE ELEVATION/ TOP OF CASING ELEVATION (FT, NGVD)	SCREENED INTERVAL (FT, BGS)	ANALYSES PER SAMPLE	SAMPLE DATE	PURPOSE
MW-102	31.2	915.19	21.1-30.1	Total and Dissolved As, Cu, Pb, and Zn	11/12/2013	site-wide groundwater monitoring
	32.6 btoc			Pesticides		
				Nitrate and Sulfate		
MW-102	31.2	915.19	21.1-30.1	Total and Dissolved As, Cu, Pb, and Zn	5/13/2014	site-wide groundwater monitoring
	32.6 btoc			Pesticides		
				Nitrate and Sulfate		
MW-102	31.2	915.19	21.1-30.1	Total and Dissolved As, Cu, Pb, and Zn	11/11/2014	site-wide groundwater monitoring
	32.6 btoc			Pesticides		
				Nitrate and Sulfate		
MW-102	31.2	915.19	21.1-30.1	Total and Dissolved As, Cu, Pb, and Zn	5/27/2015	site-wide groundwater monitoring and M&J Solvents site plume impact on BFEL
	32.6 btoc			Pesticides		
				Nitrate and Sulfate		
				Site-Specific VOCs		
MW-102	31.2	915.19	21.1-30.1	Total and Dissolved As, Cu, Pb, and Zn	11/12/2015	site-wide groundwater monitoring and M&J Solvents site plume impact on BFEL
	32.9 btoc			Pesticides		
				Nitrate and Sulfate		
				Site-Specific VOCs		
MW-102	31.2	915.19	21.1-30.1	Total and Dissolved As, Cu, Pb, and Zn	6/2/2016	site-wide groundwater monitoring and M&J Solvents site plume impact on BFEL
	33.1 btoc			Pesticides		
				Nitrate and Sulfate		
				Site-Specific VOCs		
MW-102	31.2	915.19	21.1-30.1	Total and Dissolved As, Cu, Pb, and Zn	11/8/2016	site-wide groundwater monitoring and M&J Solvents site plume impact on BFEL
	32.9 btoc			Pesticides		
				Nitrate and Sulfate		
				Site-Specific VOCs		
MW-102	31.2	915.19	21.1-30.1	Total and Dissolved As, Cu, Pb, and Zn	5/2/2017	site-wide groundwater monitoring and M&J Solvents site plume impact on BFEL
	32.9 btoc			Pesticides		
				Nitrate and Sulfate		
				Site-Specific VOCs		
MW-102	31.2	915.19	21.1-30.1	Total and Dissolved As, Cu, Pb, and Zn	10/31/2017	site-wide groundwater monitoring and M&J Solvents site plume impact on BFEL
	33.3 btoc			Pesticides		
				Nitrate and Sulfate		
				Site-Specific VOCs		
MW-104A	40.0	898.00	30.0-39.5	Total and Dissolved As, Cu, Pb, and Zn	11/14/2012	site-wide groundwater monitoring
				Pesticides		
				Nitrate and Sulfate		
MW-104A	40.0	898.00	30.0-39.5	Total and Dissolved As, Cu, Pb, and Zn	5/28/2013	site-wide groundwater monitoring
	39.3 btoc			Pesticides		
				Nitrate and Sulfate		
MW-104A	40.0	898.00	30.0-39.5	Total and Dissolved As, Cu, Pb, and Zn	11/14/2013	site-wide groundwater monitoring
	39.3 btoc			Pesticides		
				Nitrate and Sulfate		
MW-104A	40.0	898.00	30.0-39.5	Total and Dissolved As, Cu, Pb, and Zn	5/14/2014	site-wide groundwater monitoring
	39.3 btoc			Pesticides		
				Nitrate and Sulfate		
MW-104A	40.0	898.00	30.0-39.5	Total and Dissolved As, Cu, Pb, and Zn	11/12/2014	site-wide groundwater monitoring and M&J Solvents site plume impact on BFEL
	39.6 btoc			Pesticides		
				Nitrate and Sulfate		
				Site-Specific VOCs		
MW-104A	40.0	898.00	30.0-39.5	Total and Dissolved As, Cu, Pb, and Zn	6/1/2015	site-wide groundwater monitoring and M&J Solvents site plume impact on BFEL
	39.6 btoc			Pesticides		
				Nitrate and Sulfate		
				Site-Specific VOCs		
MW-104A	40.0	898.00	30.0-39.5	Total and Dissolved As, Cu, Pb, and Zn	11/11/2015	site-wide groundwater monitoring and M&J Solvents site plume impact on BFEL
	39.35 btoc			Pesticides		
				Nitrate and Sulfate		
				Site-Specific VOCs		
MW-104A	40.0	898.00	30.0-39.5	Total and Dissolved As, Cu, Pb, and Zn	6/3/2016	site-wide groundwater monitoring and M&J Solvents site plume impact on BFEL
	39.35 btoc			Pesticides		
				Nitrate and Sulfate		
				Site-Specific VOCs		
MW-104A	40.0	898.00	30.0-39.5	Total and Dissolved As, Cu, Pb, and Zn	11/8/2016	site-wide groundwater monitoring and M&J Solvents site plume impact on BFEL
	39.6 btoc			Pesticides		
				Nitrate and Sulfate		
				Site-Specific VOCs		
MW-104A	40.0	898.00	30.0-39.5	Total and Dissolved As, Cu, Pb, and Zn	5/3/2017	site-wide groundwater monitoring and M&J Solvents site plume impact on BFEL
	39.6 btoc			Pesticides		
				Nitrate and Sulfate		
				Site-Specific VOCs		
MW-104A	40.0	898.00	30.0-39.5	Total and Dissolved As, Cu, Pb, and Zn	11/2/2017	site-wide groundwater monitoring and M&J Solvents site plume impact on BFEL
	39.7 btoc			Pesticides		
				Nitrate and Sulfate		
				Site-Specific VOCs		
MW-104D	80.0	901.59	69.5-79.5	Total and Dissolved As, Cu, Pb, and Zn	11/14/2012	site-wide groundwater monitoring
				Pesticides		
				Nitrate and Sulfate		
MW-104D	80.0	901.59	69.5-79.5	Total and Dissolved As, Cu, Pb, and Zn	5/28/2013	site-wide groundwater monitoring
	82.5 btoc			Pesticides		
				Nitrate and Sulfate		
MW-104D	80.0	901.59	69.5-79.5	Total and Dissolved As, Cu, Pb, and Zn	11/14/2013	site-wide groundwater monitoring
	82.5 btoc			Pesticides		
				Nitrate and Sulfate		
MW-104D	80.0	901.59	69.5-79.5	Total and Dissolved As, Cu, Pb, and Zn	5/15/2014	site-wide groundwater monitoring
	82.6 btoc			Pesticides		
				Nitrate and Sulfate		

TABLE 1: SUMMARY OF GROUNDWATER AND SURFACE WATER COLLECTION DATA

WELL SAMPLED	TOTAL BORING AND WELL DEPTH (FT, BGS)	GROUND SURFACE ELEVATION/ TOP OF CASING ELEVATION (FT, NGVD)	SCREENED INTERVAL (FT, BGS)	ANALYSES PER SAMPLE	SAMPLE DATE	PURPOSE
MW-104D	80.0	901.59	69.5-79.5	Total and Dissolved As, Cu, Pb, and Zn	11/13/2014	site-wide groundwater monitoring and M&J Solvents site plume impact on BFEL
	82.7 btoc			Pesticides		
				Nitrate and Sulfate		
				Site-Specific VOCs		
MW-104D	80.0	901.59	69.5-79.5	Total and Dissolved As, Cu, Pb, and Zn	6/3/2015	site-wide groundwater monitoring and M&J Solvents site plume impact on BFEL Sampled for treatability study of VOCs in GW
	82.7 btoc			Pesticides		
				Nitrate and Sulfate		
				Site-Specific VOCs		
MW-104D	80.0	901.59	69.5-79.5	Total and Dissolved As, Cu, Pb, and Zn	11/12/2015	site-wide groundwater monitoring and M&J Solvents site plume impact on BFEL
	82.92 btoc			Pesticides		
				Nitrate and Sulfate		
				Site-Specific VOCs		
MW-104D	80.0	901.59	69.5-79.5	Total and Dissolved As, Cu, Pb, and Zn	6/6/2016	site-wide groundwater monitoring and M&J Solvents site plume impact on BFEL
	82.92 btoc			Pesticides		
				Nitrate and Sulfate		
				Site-Specific VOCs		
MW-104D	80.0	901.59	69.5-79.5	Total and Dissolved As, Cu, Pb, and Zn	11/9/2016	site-wide groundwater monitoring and M&J Solvents site plume impact on BFEL
	82.8 btoc			Pesticides		
				Nitrate and Sulfate		
				Site-Specific VOCs		
MW-104D	80.0	901.59	69.5-79.5	Total and Dissolved As, Cu, Pb, and Zn	5/3/2017	site-wide groundwater monitoring and M&J Solvents site plume impact on BFEL
	82.8 btoc			Pesticides		
				Nitrate and Sulfate		
				Site-Specific VOCs		
MW-104D	80.0	901.59	69.5-79.5	Total and Dissolved As, Cu, Pb, and Zn	11/2/2017	site-wide groundwater monitoring and M&J Solvents site plume impact on BFEL
	82.8 btoc			Pesticides		
				Nitrate and Sulfate		
				Site-Specific VOCs		
MW-105	25.0	904.55	14.8-23.8	Total and Dissolved As, Cu, Pb, and Zn	5/21/2013	site-wide groundwater monitoring
	27.2 btoc			Pesticides		
				Nitrate and Sulfate		
MW-105	25.0	904.55	14.8-23.8	Total and Dissolved As, Cu, Pb, and Zn	11/14/2013	site-wide groundwater monitoring
	27.1 btoc			Pesticides		
				Nitrate and Sulfate		
MW-105	25.0	904.55	14.8-23.8	Total and Dissolved As, Cu, Pb, and Zn	5/13/2014	site-wide groundwater monitoring
	27.1 btoc			Pesticides		
				Nitrate and Sulfate		
MW-105	25.0	904.55	14.8-23.8	Total and Dissolved As, Cu, Pb, and Zn	11/14/2014	site-wide groundwater monitoring
	27.4 btoc			Pesticides		
				Nitrate and Sulfate		
MW-105	25.0	904.55	14.8-23.8	Total and Dissolved As, Cu, Pb, and Zn	11/14/2014	site-wide groundwater monitoring
	27.4 btoc			Pesticides		
				Nitrate and Sulfate		
MW-105	25.0	904.55	14.8-23.8	Total and Dissolved As, Cu, Pb, and Zn	11/12/2015	site-wide groundwater monitoring
	26.97 btoc			Pesticides		
				Nitrate and Sulfate		
MW-105	25.0	904.55	14.8-23.8	Total and Dissolved As, Cu, Pb, and Zn	6/6/2016	site-wide groundwater monitoring
	26.97 btoc			Pesticides		
				Nitrate and Sulfate		
MW-105	25.0	904.55	14.8-23.8	Total and Dissolved As, Cu, Pb, and Zn	11/8/2016	site-wide groundwater monitoring
	27.4 btoc			Pesticides		
				Nitrate and Sulfate		
MW-105	25.0	904.55	14.8-23.8	Total and Dissolved As, Cu, Pb, and Zn	11/8/2016	site-wide groundwater monitoring
	27.4 btoc			Pesticides		
				Nitrate and Sulfate		
MW-105	25.0	904.55	14.8-23.8	Total and Dissolved As, Cu, Pb, and Zn	5/4/2017	site-wide groundwater monitoring
	27.4 btoc			Pesticides		
				Nitrate and Sulfate		
MW-105	25.0	904.55	14.8-23.8	Total and Dissolved As, Cu, Pb, and Zn	11/3/2017	site-wide groundwater monitoring
	27.3 btoc			Pesticides		
				Nitrate and Sulfate		
MW-106D	70.0	878.6*	60-69	Total and Dissolved As, Cu, Pb, and Zn	11/15/2012	site-wide groundwater monitoring
				Pesticides		
				Nitrate and Sulfate		
MW-106D	70.0	878.6*	60-69	Total and Dissolved As, Cu, Pb, and Zn	5/29/2013	site-wide groundwater monitoring
	72.8 btoc			Pesticides		
				Nitrate and Sulfate		
MW-106D	70.0	878.6*	60-69	Total and Dissolved As, Cu, Pb, and Zn	11/15/2013	site-wide groundwater monitoring
	72.7 btoc			Pesticides		
				Nitrate and Sulfate		
MW-106D	70.0	878.6*	60-69	Total and Dissolved As, Cu, Pb, and Zn	5/19/2014	site-wide groundwater monitoring
	72.8 btoc			Pesticides		
				Nitrate and Sulfate		
MW-106D	70.0	878.6*	60-69	Total and Dissolved As, Cu, Pb, and Zn	11/13/2014	site-wide groundwater monitoring
	72.8 btoc			Pesticides		
				Nitrate and Sulfate		
MW-106D	70.0	878.6*	60-69	Total and Dissolved As, Cu, Pb, and Zn	6/2/2015	site-wide groundwater monitoring and M&J Solvents site plume impact on BFEL
	72.8 btoc			Pesticides		
				Nitrate and Sulfate		
				Site-Specific VOCs		
MW-106D	70.0	878.6*	60-69	Total and Dissolved As, Cu, Pb, and Zn	11/13/2015	site-wide groundwater monitoring and M&J Solvents site plume impact on BFEL
	72.74 btoc			Pesticides		
				Nitrate and Sulfate		
				Site-Specific VOCs		
MW-106D	70.0	878.6*	60-69	Total and Dissolved As, Cu, Pb, and Zn	6/7/2016	site-wide groundwater monitoring and M&J Solvents site plume impact on BFEL
	72.74 btoc			Pesticides		
				Nitrate and Sulfate		
				Site-Specific VOCs		

TABLE 1: SUMMARY OF GROUNDWATER AND SURFACE WATER COLLECTION DATA

WELL SAMPLED	TOTAL BORING AND WELL DEPTH (FT, BGS)	GROUND SURFACE ELEVATION/ TOP OF CASING ELEVATION (FT, NGVD)	SCREENED INTERVAL (FT, BGS)	ANALYSES PER SAMPLE	SAMPLE DATE	PURPOSE
MW-106D	70.0	878.60	60-69	Total and Dissolved As, Cu, Pb, and Zn	11/9/2016	site-wide groundwater monitoring and M&J Solvents site plume impact on BFEL
	72.9 btoc			Pesticides		
				Nitrate and Sulfate		
				Site-Specific VOCs		
MW-106D	70.0	878.60	60-69	Total and Dissolved As, Cu, Pb, and Zn	5/8/2017	site-wide groundwater monitoring and M&J Solvents site plume impact on BFEL
	72.9 btoc			Pesticides		
				Nitrate and Sulfate		
				Site-Specific VOCs		
MW-106D	70.0	878.60	60-69	Total and Dissolved As, Cu, Pb, and Zn	11/6/2017	site-wide groundwater monitoring and M&J Solvents site plume impact on BFEL
	72.9 btoc			Pesticides		
				Nitrate and Sulfate		
				Site-Specific VOCs		
MW-107D	50.0	857.14	40.0-49.5	Total and Dissolved As, Cu, Pb, and Zn	11/19/2012	site-wide groundwater monitoring
				Pesticides		
				Nitrate and Sulfate		
				Pesticides	12/5/2012	confirmation sampling of pesticides
MW-107D	50.0	857.14	40.0-49.5	Total and Dissolved As, Cu, Pb, and Zn	5/22/2013	site-wide groundwater monitoring
	49.9 btoc			Pesticides		
				Nitrate and Sulfate		
MW-107D	50.0	857.14	40.0-49.5	Total and Dissolved As, Cu, Pb, and Zn	11/18/2013	site-wide groundwater monitoring
	49.8 btoc			Pesticides		
				Nitrate and Sulfate		
MW-107D	50.0	857.14	40.0-49.5	Total and Dissolved As, Cu, Pb, and Zn	5/21/2014	site-wide groundwater monitoring
	49.8 btoc			Pesticides		
				Nitrate and Sulfate		
MW-107D	50.0	857.14	40.0-49.5	Total and Dissolved As, Cu, Pb, and Zn	11/13/2014	site-wide groundwater monitoring
	49.8 btoc			Pesticides		
				Nitrate and Sulfate		
MW-107D	50.0	857.14	40.0-49.5	Total and Dissolved As, Cu, Pb, and Zn	6/1/2015	site-wide groundwater monitoring and M&J Solvents site plume impact on BFEL
	49.8 btoc			Pesticides		
				Nitrate and Sulfate		
				Site-Specific VOCs		
MW-107D	50.0	857.14	40.0-49.5	Total and Dissolved As, Cu, Pb, and Zn	11/12/2015	site-wide groundwater monitoring and M&J Solvents site plume impact on BFEL
	49.8 btoc			Pesticides		
				Nitrate and Sulfate		
				Site-Specific VOCs		
MW-107D	50.0	857.14	40.0-49.5	Total and Dissolved As, Cu, Pb, and Zn	6/6/2016	site-wide groundwater monitoring and M&J Solvents site plume impact on BFEL
	49.8 btoc			Pesticides		
				Nitrate and Sulfate		
				Site-Specific VOCs		
MW-107D	50.0	857.14	40.0-49.5	Total and Dissolved As, Cu, Pb, and Zn	11/9/2016	site-wide groundwater monitoring and M&J Solvents site plume impact on BFEL
	49.9 btoc			Pesticides		
				Nitrate and Sulfate		
				Site-Specific VOCs		
MW-107D	50.0	857.14	40.0-49.5	Total and Dissolved As, Cu, Pb, and Zn	5/4/2017	site-wide groundwater monitoring and M&J Solvents site plume impact on BFEL
	49.9 btoc			Pesticides		
				Nitrate and Sulfate		
				Site-Specific VOCs		
MW-107D	50.0	857.14	40.0-49.5	Total and Dissolved As, Cu, Pb, and Zn	11/3/2017	site-wide groundwater monitoring and M&J Solvents site plume impact on BFEL
	50.1 btoc			Pesticides		
				Nitrate and Sulfate		
				Site-Specific VOCs		
MW-108	34.0	901.91	24-33	Total and Dissolved As, Cu, Pb, and Zn	11/13/2012	site-wide groundwater monitoring
				Pesticides		
				Nitrate and Sulfate		
MW-108	34.0	901.91	24-33	Total and Dissolved As, Cu, Pb, and Zn	5/23/2013	site-wide groundwater monitoring
	35.7 btoc			Pesticides		
				Nitrate and Sulfate		
MW-108	34.0	901.91	24-33	Total and Dissolved As, Cu, Pb, and Zn	11/13/2013	site-wide groundwater monitoring
	35.6 btoc			Pesticides		
				Nitrate and Sulfate		
MW-108	34.0	901.91	24-33	Total and Dissolved As, Cu, Pb, and Zn	5/15/2014	site-wide groundwater monitoring
	35.7 btoc			Pesticides		
				Nitrate and Sulfate		
MW-108	34.0	901.91	24-33	Total and Dissolved As, Cu, Pb, and Zn	11/12/2014	site-wide groundwater monitoring
	35.7 btoc			Pesticides		
				Nitrate and Sulfate		
MW-108	34.0	901.91	24-33	Total and Dissolved As, Cu, Pb, and Zn	5/28/2015	site-wide groundwater monitoring and M&J Solvents site plume impact on BFEL
	35.7 btoc			Pesticides		
				Nitrate and Sulfate		
				Site-Specific VOCs		
MW-108	34.0	901.91	24-33	Total and Dissolved As, Cu, Pb, and Zn	11/11/2015	site-wide groundwater monitoring and M&J Solvents site plume impact on BFEL
	36.08 btoc			Pesticides		
				Nitrate and Sulfate		
				Site-Specific VOCs		
MW-108	34.0	901.91	24-33	Total and Dissolved As, Cu, Pb, and Zn	6/2/2016	site-wide groundwater monitoring and M&J Solvents site plume impact on BFEL
	36.08 btoc			Pesticides		
				Nitrate and Sulfate		
				Site-Specific VOCs		
MW-108	34.0	901.91	24-33	Total and Dissolved As, Cu, Pb, and Zn	11/10/2016	site-wide groundwater monitoring and M&J Solvents site plume impact on BFEL
	36.3 btoc			Pesticides		
				Nitrate and Sulfate		
				Site-Specific VOCs		
MW-108	34.0	901.91	24-33	Total and Dissolved As, Cu, Pb, and Zn	5/3/2017	site-wide groundwater monitoring and M&J Solvents site plume impact on BFEL
	36.3 btoc			Pesticides		
				Nitrate and Sulfate		
				Site-Specific VOCs		

TABLE 1: SUMMARY OF GROUNDWATER AND SURFACE WATER COLLECTION DATA

WELL SAMPLED	TOTAL BORING AND WELL DEPTH (FT, BGS)	GROUND SURFACE ELEVATION/ TOP OF CASING ELEVATION (FT, NGVD)	SCREENED INTERVAL (FT, BGS)	ANALYSES PER SAMPLE	SAMPLE DATE	PURPOSE
MW-108	34.0	901.91	24-33	Total and Dissolved As, Cu, Pb, and Zn	11/2/2017	site-wide groundwater monitoring and M&J Solvents site plume impact on BFEL
	35.7 btoc			Pesticides		
				Nitrate and Sulfate		
				Site-Specific VOCs		
MW-109	31.5	895.90	21.5-30.5	Total and Dissolved As, Cu, Pb, and Zn	11/16/2012	site-wide groundwater monitoring
				Pesticides		
				Nitrate and Sulfate		
MW-109	31.5	895.90	21.5-30.5	Total and Dissolved As, Cu, Pb, and Zn	5/23/2013	site-wide groundwater monitoring
	33.3 btoc			Pesticides		
				Nitrate and Sulfate		
MW-109	31.5	895.90	21.5-30.5	Total and Dissolved As, Cu, Pb, and Zn	11/15/2013	site-wide groundwater monitoring
	33.3 btoc			Pesticides		
				Nitrate and Sulfate		
MW-109	31.5	895.90	21.5-30.5	Total and Dissolved As, Cu, Pb, and Zn	5/15/2014	site-wide groundwater monitoring
	33.2 btoc			Pesticides		
				Nitrate and Sulfate		
MW-109	31.5	895.90	21.5-30.5	Total and Dissolved As, Cu, Pb, and Zn	11/18/2014	site-wide groundwater monitoring
	33.3 btoc			Pesticides		
				Nitrate and Sulfate		
MW-109	31.5	895.90	21.5-30.5	Total and Dissolved As, Cu, Pb, and Zn	6/3/2015	site-wide groundwater monitoring and M&J Solvents site plume impact on BFEL Sampled for treatability study of Metals in GW Sampled for treatability study of Pesticides in GW
	33.3 btoc			Pesticides		
				Nitrate and Sulfate		
				Site-Specific VOCs		
MW-109	31.5	895.90	21.5-30.5	Total and Dissolved As, Cu, Pb, and Zn	11/16/2015	site-wide groundwater monitoring and M&J Solvents site plume impact on BFEL
	33.3 btoc			Pesticides		
				Nitrate and Sulfate		
				Site-Specific VOCs		
MW-109	31.5	895.90	21.5-30.5	Total and Dissolved As, Cu, Pb, and Zn	6/8/2016	site-wide groundwater monitoring and M&J Solvents site plume impact on BFEL
	33.3 btoc			Pesticides		
				Nitrate and Sulfate		
				Site-Specific VOCs		
MW-109	31.5	895.90	21.5-30.5	Total and Dissolved As, Cu, Pb, and Zn	11/10/2016	site-wide groundwater monitoring and M&J Solvents site plume impact on BFEL
	33.5 btoc			Pesticides		
				Nitrate and Sulfate		
				Site-Specific VOCs		
MW-109	31.5	895.90	21.5-30.5	Total and Dissolved As, Cu, Pb, and Zn	5/9/2017	site-wide groundwater monitoring and M&J Solvents site plume impact on BFEL
	33.5 btoc			Pesticides		
				Nitrate and Sulfate		
				Site-Specific VOCs		
MW-109	31.5	895.90	21.5-30.5	Total and Dissolved As, Cu, Pb, and Zn	11/7/2017	site-wide groundwater monitoring and M&J Solvents site plume impact on BFEL
	33.5 btoc			Pesticides		
				Nitrate and Sulfate		
				Site-Specific VOCs		
MW-110	76.6	900.52	66.5-75.5	Total and Dissolved As, Cu, Pb, and Zn	11/14/2012	site-wide groundwater monitoring
				Pesticides		
				Nitrate and Sulfate		
MW-110	76.6	900.52	66.5-75.5	Total and Dissolved Fe and Mn	1/21/2013	Monitor parameters for EHC injection pilot study Base line sampling prior to EHC injection
				Chloride and Nitrite		
				Total and Dissolved Organic Cabon		
				Total Alkalinity		
MW-110	76.6	900.52	66.5-75.5	Total and Dissolved As, Cu, Fe, Pb, Mn, and Zn	4/16/2013	Monitor parameters for EHC injection pilot study 1st quarter sampling after injection
	78.9 btoc			Pesticides		
				Chloride, Nitrate, Nitrite, and Sulfate		
				Total and Dissolved Organic Cabon		
				Total Alkalinity		
MW-110	76.6	900.52	66.5-75.5	Total and Dissolved As, Cu, Fe, Pb, Mn, and Zn	4/16/2013	Monitor parameters for EHC injection pilot study 1st quarter sampling after injection
	78.9 btoc			Pesticides		
				Chloride, Nitrate, Nitrite, and Sulfate		
				Total and Dissolved Organic Cabon		
				Total Alkalinity		
MW-110	76.6	900.52	66.5-75.5	Total and Dissolved As, Cu, Fe, Pb, Mn, and Zn	7/16/2013	Monitor parameters for EHC injection pilot study 2nd quarter sampling after injection
	78.9 btoc			Pesticides		
				Chloride, Nitrate, Nitrite, and Sulfate		
				Total and Dissolved Organic Cabon		
				Total Alkalinity		
MW-110	76.6	900.52	66.5-75.5	Total and Dissolved As, Cu, Fe, Pb, Mn, and Zn	10/9/2013	Monitor parameters for EHC injection pilot study 3rd quarter sampling after injection
	78.9 btoc			Pesticides		
				Chloride, Nitrate, Nitrite, and Sulfate		
				Total and Dissolved Organic Cabon		
				Total Alkalinity		
MW-110	76.6	900.52	66.5-75.5	Total and Dissolved As, Cu, Fe, Pb, Mn, and Zn	1/8/2014	Monitor parameters for EHC injection pilot study 4th quarter sampling after injection
	78.9 btoc			Pesticides		
				Chloride, Nitrate, Nitrite, and Sulfate		
				Total and Dissolved Organic Cabon		
MW-110	76.6	900.52	66.5-75.5	Total Alkalinity		
	78.9 btoc			Total and Dissolved As, Cu, Pb, and Zn	5/15/2014	site-wide groundwater monitoring
				Pesticides		
				Nitrate and Sulfate		
MW-110	76.6	900.52	66.5-75.5	Total and Dissolved As, Cu, Pb, and Zn	11/12/2014	site-wide groundwater monitoring and M&J Solvents site plume impact on BFEL
	78.9 btoc			Pesticides		
				Nitrate and Sulfate		
				Site-Specific VOCs		

TABLE 1: SUMMARY OF GROUNDWATER AND SURFACE WATER COLLECTION DATA

WELL SAMPLED	TOTAL BORING AND WELL DEPTH (FT, BGS)	GROUND SURFACE ELEVATION/ TOP OF CASING ELEVATION (FT, NGVD)	SCREENED INTERVAL (FT, BGS)	ANALYSES PER SAMPLE	SAMPLE DATE	PURPOSE
MW-110	76.6	900.52	66.5-75.5	Total and Dissolved As, Cu, Pb, and Zn	5/29/2015	site-wide groundwater monitoring and M&J Solvents site plume impact on BFEL
	78.9 btoc			Pesticides		
				Nitrate and Sulfate		
				Site-Specific VOCs		
MW-110	76.6	900.52	66.5-75.5	Total and Dissolved As, Cu, Pb, and Zn	11/11/2015	site-wide groundwater monitoring and M&J Solvents site plume impact on BFEL
	79.6 btoc			Pesticides		
				Nitrate and Sulfate		
				Site-Specific VOCs		
MW-110	76.6	900.52	66.5-75.5	Total and Dissolved As, Cu, Pb, and Zn	6/3/2016	site-wide groundwater monitoring and M&J Solvents site plume impact on BFEL
	79.6 btoc			Pesticides		
				Nitrate and Sulfate		
				Site-Specific VOCs		
MW-110	76.6	900.52	66.5-75.5	Total and Dissolved As, Cu, Pb, and Zn	11/9/2016	site-wide groundwater monitoring and M&J Solvents site plume impact on BFEL
	78.9 btoc			Pesticides		
				Nitrate and Sulfate		
				Site-Specific VOCs		
MW-110	76.6	900.52	66.5-75.5	Total and Dissolved As, Cu, Pb, and Zn	5/5/2017	site-wide groundwater monitoring and M&J Solvents site plume impact on BFEL
	78.9 btoc			Pesticides		
				Nitrate and Sulfate		
				Site-Specific VOCs		
MW-110	76.6	900.52	66.5-75.5	Total and Dissolved As, Cu, Pb, and Zn	11/2/2017	site-wide groundwater monitoring and M&J Solvents site plume impact on BFEL
	78.9 btoc			Pesticides		
				Nitrate and Sulfate		
				Site-Specific VOCs		
MW-111	43.2	900.10	33.2-42.2	Total and Dissolved As, Cu, Pb, and Zn	11/16/2012	site-wide groundwater monitoring
				Pesticides		
				Nitrate and Sulfate		
MW-111	43.2	900.10	33.2-42.2	Total and Dissolved Fe and Mn	1/21/2013	Monitor parameters for EHC injection pilot study Base line sampling prior to EHC injection
				Chloride and Nitrite		
				Total and Dissolved Organic Cabon		
				Total Alkalinity		
MW-111	43.2	900.10	33.2-42.2	Total and Dissolved As, Cu, Fe, Pb, Mn, and Zn	4/17/2013	Monitor parameters for EHC injection pilot study 1st quarter sampling after injection
	46.3 btoc			Pesticides		
				Chloride, Nitrate, Nitrite, and Sulfate		
				Total and Dissolved Organic Cabon		
				Total Alkalinity		
MW-111	43.2	900.10	33.2-42.2	Total and Dissolved As, Cu, Fe, Pb, Mn, and Zn	7/16/2013	Monitor parameters for EHC injection pilot study 2nd quarter sampling after injection
	46.3 btoc			Pesticides		
				Chloride, Nitrate, Nitrite, and Sulfate		
				Total and Dissolved Organic Cabon		
				Total Alkalinity		
MW-111	43.2	900.10	33.2-42.2	Total and Dissolved As, Cu, Fe, Pb, Mn, and Zn	10/9/2013	Monitor parameters for EHC injection pilot study 3rd quarter sampling after injection
	46.3 btoc			Pesticides		
				Chloride, Nitrate, Nitrite, and Sulfate		
				Total and Dissolved Organic Cabon		
				Total Alkalinity		
MW-111	43.2	900.10	33.2-42.2	Total and Dissolved As, Cu, Fe, Pb, Mn, and Zn	1/8/2014	Monitor parameters for EHC injection pilot study 4th quarter sampling after injection
	46.3 btoc			Pesticides		
				Chloride, Nitrate, Nitrite, and Sulfate		
				Total and Dissolved Organic Cabon		
				Total Alkalinity		
MW-111	43.2	900.10	33.2-42.2	Total and Dissolved As, Cu, Pb, and Zn	5/19/2014	site-wide groundwater monitoring
	46.2 btoc			Pesticides		
				Nitrate and Sulfate		
MW-111	43.2	900.10	33.2-42.2	Total and Dissolved As, Cu, Pb, and Zn	11/18/2014	site-wide groundwater monitoring
	46.2 btoc			Pesticides		
				Nitrate and Sulfate		
MW-111	43.2	900.10	33.2-42.2	Total and Dissolved As, Cu, Pb, and Zn	6/3/2015	site-wide groundwater monitoring and M&J Solvents site plume impact on BFEL Sampled for treatability study of Pesticides in GW
	46.2 btoc			Pesticides		
				Nitrate and Sulfate		
				Site-Specific VOCs		
MW-111	43.2	900.10	33.2-42.2	Total and Dissolved As, Cu, Pb, and Zn	11/16/2015	site-wide groundwater monitoring and M&J Solvents site plume impact on BFEL
	46.2 btoc			Pesticides		
				Nitrate and Sulfate		
				Site-Specific VOCs		
MW-111	43.2	900.10	33.2-42.2	Total and Dissolved As, Cu, Pb, and Zn	6/8/2016	site-wide groundwater monitoring and M&J Solvents site plume impact on BFEL
	46.2 btoc			Pesticides		
				Nitrate and Sulfate		
				Site-Specific VOCs		
MW-111	43.2	900.10	33.2-42.2	Total and Dissolved As, Cu, Pb, and Zn	11/10/2016	site-wide groundwater monitoring and M&J Solvents site plume impact on BFEL
	46.4 btoc			Pesticides		
				Nitrate and Sulfate		
				Site-Specific VOCs		
MW-111	43.2	900.10	33.2-42.2	Total and Dissolved As, Cu, Pb, and Zn	5/9/2017	site-wide groundwater monitoring and M&J Solvents site plume impact on BFEL
	46.4 btoc			Pesticides		
				Nitrate and Sulfate		
				Site-Specific VOCs		
MW-111	43.2	900.10	33.2-42.2	Total and Dissolved As, Cu, Pb, and Zn	11/8/2017	site-wide groundwater monitoring and M&J Solvents site plume impact on BFEL
	46.6 btoc			Pesticides		
				Nitrate and Sulfate		
				Site-Specific VOCs		

TABLE 1: SUMMARY OF GROUNDWATER AND SURFACE WATER COLLECTION DATA

WELL SAMPLED	TOTAL BORING AND WELL DEPTH (FT, BGS)	GROUND SURFACE ELEVATION/ TOP OF CASING ELEVATION (FT, NGVD)	SCREENED INTERVAL (FT, BGS)	ANALYSES PER SAMPLE	SAMPLE DATE	PURPOSE
MW-112	22.0	904.90	12-21	Total and Dissolved As, Cu, Pb, and Zn	11/13/2012	site-wide groundwater monitoring
				Pesticides		
				Nitrate and Sulfate		
MW-112	22.0	904.90	12-21	Total and Dissolved As, Cu, Pb, and Zn	5/22/2013	site-wide groundwater monitoring
	25.1 btoc			Pesticides		
				Nitrate and Sulfate		
MW-112	22.0	904.90	12-21	Total and Dissolved As, Cu, Pb, and Zn	11/13/2013	site-wide groundwater monitoring
	25.1 btoc			Pesticides		
				Nitrate and Sulfate		
MW-112	22.0	904.90	12-21	Total and Dissolved As, Cu, Pb, and Zn	5/14/2014	site-wide groundwater monitoring
	25.2 btoc			Pesticides		
				Nitrate and Sulfate		
MW-112	22.0	904.90	12-21	Total and Dissolved As, Cu, Pb, and Zn	11/11/2014	site-wide groundwater monitoring
	25.2 btoc			Pesticides		
				Nitrate and Sulfate		
MW-112	22.0	904.90	12-21	Total and Dissolved As, Cu, Pb, and Zn	5/28/2015	site-wide groundwater monitoring and M&J Solvents site plume impact on BFEL
	25.2 btoc			Pesticides		
				Nitrate and Sulfate		
				Site-Specific VOCs		
MW-112	22.0	904.90	12-21	Total and Dissolved As, Cu, Pb, and Zn	11/10/2015	site-wide groundwater monitoring and M&J Solvents site plume impact on BFEL
	25.2 btoc			Pesticides		
				Nitrate and Sulfate		
				Site-Specific VOCs		
MW-112	22.0	904.90	12-21	Total and Dissolved As, Cu, Pb, and Zn	6/2/2016	site-wide groundwater monitoring and M&J Solvents site plume impact on BFEL
	25.2 btoc			Pesticides		
				Nitrate and Sulfate		
				Site-Specific VOCs		
MW-112	22.0	904.90	12-21	Total and Dissolved As, Cu, Pb, and Zn	11/9/2016	site-wide groundwater monitoring and M&J Solvents site plume impact on BFEL
	25.3 btoc			Pesticides		
				Nitrate and Sulfate		
				Site-Specific VOCs		
MW-112	22.0	904.90	12-21	Total and Dissolved As, Cu, Pb, and Zn	5/2/2017	site-wide groundwater monitoring and M&J Solvents site plume impact on BFEL
	25.3 btoc			Pesticides		
				Nitrate and Sulfate		
				Site-Specific VOCs		
MW-112	22.0	904.90	12-21	Total and Dissolved As, Cu, Pb, and Zn	11/1/2017	site-wide groundwater monitoring and M&J Solvents site plume impact on BFEL
	25.3 btoc			Pesticides		
				Nitrate and Sulfate		
				Site-Specific VOCs		
MW-113	41.6	900.06	31.6-40.6	Total and Dissolved As, Cu, Pb, and Zn	11/15/2012	site-wide groundwater monitoring
				Pesticides		
				Nitrate and Sulfate		
MW-113	41.6	900.06	31.6-40.6	Total and Dissolved As, Cu, Pb, and Zn	5/24/2013	site-wide groundwater monitoring
	43.7 btoc			Pesticides		
				Nitrate and Sulfate		
MW-113	41.6	900.06	31.6-40.6	Total and Dissolved As, Cu, Pb, and Zn	11/15/2013	site-wide groundwater monitoring
	43.7 btoc			Pesticides		
				Nitrate and Sulfate		
MW-113	41.6	900.06	31.6-40.6	Total and Dissolved As, Cu, Pb, and Zn	5/15/2014	site-wide groundwater monitoring
	43.7 btoc			Pesticides		
				Nitrate and Sulfate		
MW-113	41.6	900.06	31.6-40.6	Total and Dissolved As, Cu, Pb, and Zn	11/17/2014	site-wide groundwater monitoring
	43.9 btoc			Pesticides		
				Nitrate and Sulfate		
MW-113	41.6	900.06	31.6-40.6	Total and Dissolved As, Cu, Pb, and Zn	6/2/2015	site-wide groundwater monitoring and M&J Solvents site plume impact on BFEL Sampled for treatability study of Metals in GW
	43.9 btoc			Pesticides		
				Nitrate and Sulfate		
				Site-Specific VOCs		
MW-113	41.6	900.06	31.6-40.6	Total and Dissolved As, Cu, Pb, and Zn	11/16/2015	site-wide groundwater monitoring and M&J Solvents site plume impact on BFEL
	43.8 btoc			Pesticides		
				Nitrate and Sulfate		
				Site-Specific VOCs		
MW-113	41.6	900.06	31.6-40.6	Total and Dissolved As, Cu, Pb, and Zn	6/7/2016	site-wide groundwater monitoring and M&J Solvents site plume impact on BFEL
	43.8 btoc			Pesticides		
				Nitrate and Sulfate		
				Site-Specific VOCs		
MW-113	41.6	900.06	31.6-40.6	Total and Dissolved As, Cu, Pb, and Zn	11/10/2016	site-wide groundwater monitoring and M&J Solvents site plume impact on BFEL
	44.1 btoc			Pesticides		
				Nitrate and Sulfate		
				Site-Specific VOCs		
MW-113	41.6	900.06	31.6-40.6	Total and Dissolved As, Cu, Pb, and Zn	5/8/2017	site-wide groundwater monitoring and M&J Solvents site plume impact on BFEL
	44.1 btoc			Pesticides		
				Nitrate and Sulfate		
				Site-Specific VOCs		
MW-113	41.6	900.06	31.6-40.6	Total and Dissolved As, Cu, Pb, and Zn	11/6/2017	site-wide groundwater monitoring and M&J Solvents site plume impact on BFEL
	44.1 btoc			Pesticides		
				Nitrate and Sulfate		
				Site-Specific VOCs		
MW-114	43.8	892.96	33.8-42.8	Total and Dissolved As, Cu, Pb, and Zn	11/15/2012	site-wide groundwater monitoring
				Pesticides		
				Nitrate and Sulfate		
MW-114	43.8	892.96	33.8-42.8	Total and Dissolved As, Cu, Pb, and Zn	5/24/2013	site-wide groundwater monitoring
	46 btoc			Pesticides		
				Nitrate and Sulfate		
MW-114	43.8	892.96	33.8-42.8	Total and Dissolved As, Cu, Pb, and Zn	11/14/2013	site-wide groundwater monitoring
	45.8 btoc			Pesticides		
				Nitrate and Sulfate		

TABLE 1: SUMMARY OF GROUNDWATER AND SURFACE WATER COLLECTION DATA

WELL SAMPLED	TOTAL BORING AND WELL DEPTH (FT, BGS)	GROUND SURFACE ELEVATION/ TOP OF CASING ELEVATION (FT, NGVD)	SCREENED INTERVAL (FT, BGS)	ANALYSES PER SAMPLE	SAMPLE DATE	PURPOSE
MW-114	43.8	892.96	33.8-42.8	Total and Dissolved As, Cu, Pb, and Zn	5/15/2014	site-wide groundwater monitoring
	45.95 btoc			Pesticides		
				Nitrate and Sulfate		
MW-114	43.8	892.96	33.8-42.8	Total and Dissolved As, Cu, Pb, and Zn	11/18/2014	site-wide groundwater monitoring
	45.95 btoc			Pesticides		
				Nitrate and Sulfate		
MW-114	43.8	892.96	33.8-42.8	Total and Dissolved As, Cu, Pb, and Zn	6/2/2015	site-wide groundwater monitoring and M&J Solvents site plume impact on BFEL
	45.95 btoc			Pesticides		
				Nitrate and Sulfate		
				Site-Specific VOCs		
MW-114	43.8	892.96	33.8-42.8	Total and Dissolved As, Cu, Pb, and Zn	11/16/2015	site-wide groundwater monitoring and M&J Solvents site plume impact on BFEL
	45.93 btoc			Pesticides		
				Nitrate and Sulfate		
				Site-Specific VOCs		
MW-114	43.8	892.96	33.8-42.8	Total and Dissolved As, Cu, Pb, and Zn	6/7/2016	site-wide groundwater monitoring and M&J Solvents site plume impact on BFEL
	45.93 btoc			Pesticides		
				Nitrate and Sulfate		
				Site-Specific VOCs		
MW-114	43.8	892.96	33.8-42.8	Total and Dissolved As, Cu, Pb, and Zn	11/10/2016	site-wide groundwater monitoring and M&J Solvents site plume impact on BFEL
	46.1 btoc			Pesticides		
				Nitrate and Sulfate		
				Site-Specific VOCs		
MW-114	43.8	892.96	33.8-42.8	Total and Dissolved As, Cu, Pb, and Zn	5/8/2017	site-wide groundwater monitoring and M&J Solvents site plume impact on BFEL
	46.1 btoc			Pesticides		
				Nitrate and Sulfate		
				Site-Specific VOCs		
MW-114	43.8	892.96	33.8-42.8	Total and Dissolved As, Cu, Pb, and Zn	11/6/2017	site-wide groundwater monitoring and M&J Solvents site plume impact on BFEL
	46.2 btoc			Pesticides		
				Nitrate and Sulfate		
				Site-Specific VOCs		
MW-115	20.5	893.40	10.5-19.5	Total and Dissolved As, Cu, Pb, and Zn	11/15/2012	site-wide groundwater monitoring
				Pesticides		
				Nitrate and Sulfate		
MW-115	20.5	893.40	10.5-19.5	Total and Dissolved As, Cu, Pb, and Zn	5/24/2013	site-wide groundwater monitoring
	21.9 btoc			Pesticides		
				Nitrate and Sulfate		
MW-115	20.5	893.40	10.5-19.5	Total and Dissolved As, Cu, Pb, and Zn	11/13/2013	site-wide groundwater monitoring
	21.9 btoc			Pesticides		
				Nitrate and Sulfate		
MW-115	20.5	893.40	10.5-19.5	Total and Dissolved As, Cu, Pb, and Zn	5/16/2014	site-wide groundwater monitoring
	21.9 btoc			Pesticides		
				Nitrate and Sulfate		
MW-115	20.5	893.40	10.5-19.5	Total and Dissolved As, Cu, Pb, and Zn	11/14/2014	site-wide groundwater monitoring
	22.2 btoc			Pesticides		
				Nitrate and Sulfate		
MW-115	20.5	893.40	10.5-19.5	Total and Dissolved As, Cu, Pb, and Zn	6/1/2015	site-wide groundwater monitoring and M&J Solvents site plume impact on BFEL
	22.2 btoc			Pesticides		
				Nitrate and Sulfate		
				Site-Specific VOCs		
MW-115	20.5	893.40	10.5-19.5	Total and Dissolved As, Cu, Pb, and Zn	11/16/2015	site-wide groundwater monitoring and M&J Solvents site plume impact on BFEL
	22 btoc			Pesticides		
				Nitrate and Sulfate		
				Site-Specific VOCs		
MW-115	20.5	893.40	10.5-19.5	Total and Dissolved As, Cu, Pb, and Zn	6/7/2016	site-wide groundwater monitoring and M&J Solvents site plume impact on BFEL
	22 btoc			Pesticides		
				Nitrate and Sulfate		
				Site-Specific VOCs		
MW-115	20.5	893.40	10.5-19.5	Total and Dissolved As, Cu, Pb, and Zn	11/10/2016	site-wide groundwater monitoring and M&J Solvents site plume impact on BFEL
	22.2 btoc			Pesticides		
				Nitrate and Sulfate		
				Site-Specific VOCs		
MW-115	20.5	893.40	10.5-19.5	Total and Dissolved As, Cu, Pb, and Zn	5/5/2017	site-wide groundwater monitoring and M&J Solvents site plume impact on BFEL
	22.2 btoc			Pesticides		
				Nitrate and Sulfate		
				Site-Specific VOCs		
MW-115	20.5	893.40	10.5-19.5	Total and Dissolved As, Cu, Pb, and Zn	11/3/2017	site-wide groundwater monitoring and M&J Solvents site plume impact on BFEL
	22.2 btoc			Pesticides		
				Nitrate and Sulfate		
				Site-Specific VOCs		
MW-116	31.6	905.62	21.6-30.6	Well had insufficent amount of water in casing and could not be sampled	11/15/2012	
MW-116	31.6	905.62	21.6-30.6	Total and Dissolved As, Cu, Pb, and Zn	5/23/2013	site-wide groundwater monitoring
	33.5 btoc			Pesticides		
				Nitrate and Sulfate		
MW-116	31.6	905.62	21.6-30.6	Total and Dissolved As, Cu, Pb, and Zn	11/13/2013	site-wide groundwater monitoring
	33.4 btoc			Pesticides		
				Nitrate and Sulfate		
MW-116	31.6	905.62	21.6-30.6	Total and Dissolved As, Cu, Pb, and Zn	5/16/2014	site-wide groundwater monitoring
	33.4 btoc			Pesticides		
				Nitrate and Sulfate		
MW-116	31.6	905.62	21.6-30.6	Total and Dissolved As, Cu, Pb, and Zn	11/12/2014	site-wide groundwater monitoring
	33.4 btoc			Pesticides		
				Nitrate and Sulfate		
MW-116	31.6	905.62	21.6-30.6	Total and Dissolved As, Cu, Pb, and Zn	5/28/2015	site-wide groundwater monitoring and M&J Solvents site plume impact on BFEL
	33.4 btoc			Pesticides		
				Nitrate and Sulfate		
				Site-Specific VOCs		

TABLE 1: SUMMARY OF GROUNDWATER AND SURFACE WATER COLLECTION DATA

WELL SAMPLED	TOTAL BORING AND WELL DEPTH (FT, BGS)	GROUND SURFACE ELEVATION/ TOP OF CASING ELEVATION (FT, NGVD)	SCREENED INTERVAL (FT, BGS)	ANALYSES PER SAMPLE	SAMPLE DATE	PURPOSE
MW-116	31.6	905.62	21.6-30.6	Total and Dissolved As, Cu, Pb, and Zn	11/11/2015	site-wide groundwater monitoring and M&J Solvents site plume impact on BFEL
	33.4 btoc			Pesticides		
				Nitrate and Sulfate		
				Site-Specific VOCs		
MW-116	31.6	905.62	21.6-30.6	Total and Dissolved As, Cu, Pb, and Zn	6/3/2016	site-wide groundwater monitoring and M&J Solvents site plume impact on BFEL
	33.4 btoc			Pesticides		
				Nitrate and Sulfate		
				Site-Specific VOCs		
MW-116	31.6	905.62	21.6-30.6	Total and Dissolved As, Cu, Pb, and Zn	5/4/2017	site-wide groundwater monitoring and M&J Solvents site plume impact on BFEL
	33.5 btoc			Pesticides		
				Nitrate and Sulfate		
				Site-Specific VOCs		
MW-116	31.6	905.62	21.6-30.6	Total and Dissolved As, Cu, Pb, and Zn	11/1/2017	site-wide groundwater monitoring and M&J Solvents site plume impact on BFEL
	33.5 btoc			Pesticides		
				Nitrate and Sulfate		
				Site-Specific VOCs		
MW-117	22.0	892.42	12-22	Total and Dissolved As, Cu, Pb, and Zn	11/15/2012	site-wide groundwater monitoring
				Pesticides		
				Nitrate and Sulfate		
MW-117	22.0	892.42	12-22	Total and Dissolved As, Cu, Pb, and Zn	5/23/2013	site-wide groundwater monitoring
	24.9 btoc			Pesticides		
				Nitrate and Sulfate		
MW-117	22.0	892.42	12-22	Total and Dissolved As, Cu, Pb, and Zn	11/15/2013	site-wide groundwater monitoring
	24.9 btoc			Pesticides		
				Nitrate and Sulfate		
MW-117	22.0	892.42	12-22	Total and Dissolved As, Cu, Pb, and Zn	5/19/2014	site-wide groundwater monitoring
	24.9 btoc			Pesticides		
				Nitrate and Sulfate		
MW-117	22.0	892.42	12-22	Total and Dissolved As, Cu, Pb, and Zn	11/17/2014	site-wide groundwater monitoring
	25.2 btoc			Pesticides		
				Nitrate and Sulfate		
MW-117	22.0	892.42	12-22	Total and Dissolved As, Cu, Pb, and Zn	6/2/2015	site-wide groundwater monitoring
	25.2 btoc			Pesticides		
				Nitrate and Sulfate		
MW-117	22.0	892.42	12-22	Total and Dissolved As, Cu, Pb, and Zn	11/16/2015	site-wide groundwater monitoring
	24.98 btoc			Pesticides		
				Nitrate and Sulfate		
MW-117	22.0	892.42	12-22	Total and Dissolved As, Cu, Pb, and Zn	6/3/2016	site-wide groundwater monitoring
	24.98 btoc			Pesticides		
				Nitrate and Sulfate		
				Site-Specific VOCs		
MW-117	22.0	892.42	12-22	Total and Dissolved As, Cu, Pb, and Zn	11/10/2016	site-wide groundwater monitoring
	25.2 btoc			Pesticides		
				Nitrate and Sulfate		
				Site-Specific VOCs		
MW-117	22.0	892.42	12-22	Total and Dissolved As, Cu, Pb, and Zn	5/5/2017	site-wide groundwater monitoring
	25.2 btoc			Pesticides		
				Nitrate and Sulfate		
				Site-Specific VOCs		
MW-117	22.0	892.42	12-22	Total and Dissolved As, Cu, Pb, and Zn	11/3/2017	site-wide groundwater monitoring
	25.3 btoc			Pesticides		
				Nitrate and Sulfate		
				Site-Specific VOCs		
MW-119	52.0	889.8/892.16	36.5-51.5	Total and Dissolved As, Cu, Pb, and Zn	12/6/2012	site-wide groundwater monitoring
				Pesticides		
				Nitrate and Sulfate		
MW-119	52.0	889.8/892.16	36.5-51.5	Total and Dissolved As, Cu, Pb, and Zn	5/28/2013	site-wide groundwater monitoring
	54.4 btoc			Pesticides		
				Nitrate and Sulfate		
MW-119	52.0	889.8/892.16	36.5-51.5	Total and Dissolved As, Cu, Pb, and Zn	11/18/2013	site-wide groundwater monitoring
	54.4 btoc			Pesticides		
				Nitrate and Sulfate		
MW-119	52.0	889.8/892.16	36.5-51.5	Total and Dissolved As, Cu, Pb, and Zn	5/21/2014	site-wide groundwater monitoring
	54.6 btoc			Pesticides		
				Nitrate and Sulfate		
MW-119	52.0	889.8/892.16	36.5-51.5	Total and Dissolved As, Cu, Pb, and Zn	11/18/2014	site-wide groundwater monitoring and M&J Solvents site plume impact on BFEL
	54.6 btoc			Pesticides		
				Nitrate and Sulfate		
				Site-Specific VOCs		
MW-119	52.0	889.8/892.16	36.5-51.5	Total and Dissolved As, Cu, Pb, and Zn	6/5/2015	site-wide groundwater monitoring and M&J Solvents site plume impact on BFEL
	54.6 btoc			Pesticides		
				Nitrate and Sulfate		
				Site-Specific VOCs		
MW-119	52.0	889.8/892.16	36.5-51.5	Total and Dissolved As, Cu, Pb, and Zn	11/17/2015	site-wide groundwater monitoring and M&J Solvents site plume impact on BFEL
	54.43 btoc			Pesticides		
				Nitrate and Sulfate		
				Site-Specific VOCs		
MW-119	52.0	889.8/892.16	36.5-51.5	Total and Dissolved As, Cu, Pb, and Zn	6/8/2016	site-wide groundwater monitoring and M&J Solvents site plume impact on BFEL
	54.43 btoc			Pesticides		
				Nitrate and Sulfate		
				Site-Specific VOCs		
MW-119	52.0	889.8/892.16	36.5-51.5	Total and Dissolved As, Cu, Pb, and Zn	11/11/2016	site-wide groundwater monitoring and M&J Solvents site plume impact on BFEL
	54.7 btoc			Pesticides		
				Nitrate and Sulfate		
				Site-Specific VOCs		

TABLE 1: SUMMARY OF GROUNDWATER AND SURFACE WATER COLLECTION DATA

WELL SAMPLED	TOTAL BORING AND WELL DEPTH (FT, BGS)	GROUND SURFACE ELEVATION/ TOP OF CASING ELEVATION (FT, NGVD)	SCREENED INTERVAL (FT, BGS)	ANALYSES PER SAMPLE	SAMPLE DATE	PURPOSE
MW-119	52.0	889.8/892.16	36.5-51.5	Total and Dissolved As, Cu, Pb, and Zn	5/9/2017	site-wide groundwater monitoring and M&J Solvents site plume impact on BFEL
	54.7 btoc			Pesticides		
				Nitrate and Sulfate		
				Site-Specific VOCs		
MW-119	52.0	889.8/892.16	36.5-51.5	Total and Dissolved As, Cu, Pb, and Zn	11/7/2017	site-wide groundwater monitoring and M&J Solvents site plume impact on BFEL
	54.7 btoc			Pesticides		
				Nitrate and Sulfate		
				Site-Specific VOCs		
MW-120	64.5	890.1/892.44	54-64	Total and Dissolved As, Cu, Pb, and Zn	12/7/2012	site-wide groundwater monitoring
				Pesticides		
				Nitrate and Sulfate		
MW-120	64.5	890.1/892.44	54-64	Total and Dissolved As, Cu, Pb, and Zn	5/28/2013	site-wide groundwater monitoring
	65.8 btoc			Pesticides		
				Nitrate and Sulfate		
MW-120	64.5	890.1/892.44	54-64	Total and Dissolved As, Cu, Pb, and Zn	11/18/2013	site-wide groundwater monitoring
	65.8 btoc			Pesticides		
				Nitrate and Sulfate		
MW-120	64.5	890.1/892.44	54-64	Total and Dissolved As, Cu, Pb, and Zn	5/21/2014	site-wide groundwater monitoring
	65.6 btoc			Pesticides		
				Nitrate and Sulfate		
MW-120	64.5	890.1/892.44	54-64	Total and Dissolved As, Cu, Pb, and Zn	11/18/2014	site-wide groundwater monitoring and M&J Solvents site plume impact on BFEL
	65.6 btoc			Pesticides		
				Nitrate and Sulfate		
				Site-Specific VOCs		
MW-120	64.5	890.1/892.44	54-64	Total and Dissolved As, Cu, Pb, and Zn	6/4/2015	site-wide groundwater monitoring and M&J Solvents site plume impact on BFEL Sampled for treatability study of VOCs in GW
	65.6 btoc			Pesticides		
				Nitrate and Sulfate		
				Site-Specific VOCs		
MW-120	64.5	890.1/892.44	54-64	Total and Dissolved As, Cu, Pb, and Zn	11/17/2015	site-wide groundwater monitoring and M&J Solvents site plume impact on BFEL
	65.5 btoc			Pesticides		
				Nitrate and Sulfate		
				Site-Specific VOCs		
MW-120	64.5	890.1/892.44	54-64	Total and Dissolved As, Cu, Pb, and Zn	6/8/2016	site-wide groundwater monitoring and M&J Solvents site plume impact on BFEL
	65.5 btoc			Pesticides		
				Nitrate and Sulfate		
				Site-Specific VOCs		
MW-120	64.5	890.1/892.44	54-64	Total and Dissolved As, Cu, Pb, and Zn	11/11/2016	site-wide groundwater monitoring and M&J Solvents site plume impact on BFEL
	65.5 btoc			Pesticides		
				Nitrate and Sulfate		
				Site-Specific VOCs		
MW-120	64.5	890.1/892.44	54-64	Total and Dissolved As, Cu, Pb, and Zn	5/9/2017	site-wide groundwater monitoring and M&J Solvents site plume impact on BFEL
	65.5 btoc			Pesticides		
				Nitrate and Sulfate		
				Site-Specific VOCs		
MW-120	64.5	890.1/892.44	54-64	Total and Dissolved As, Cu, Pb, and Zn	11/7/2017	site-wide groundwater monitoring and M&J Solvents site plume impact on BFEL
	66.0 btoc			Pesticides		
				Nitrate and Sulfate		
				Site-Specific VOCs		
MW-121	35.0	876.9/879.45	22-32	Total and Dissolved As, Cu, Pb, and Zn	12/6/2012	site-wide groundwater monitoring
				Pesticides		
				Nitrate and Sulfate		
MW-121	35.0	876.9/879.45	22-32	Total and Dissolved As, Cu, Pb, and Zn	5/29/2013	site-wide groundwater monitoring
	35.4 btoc			Pesticides		
				Nitrate and Sulfate		
MW-121	35.0	876.9/879.45	22-32	Total and Dissolved As, Cu, Pb, and Zn	11/18/2013	site-wide groundwater monitoring
	35.4 btoc			Pesticides		
				Nitrate and Sulfate		
MW-121	35.0	876.9/879.45	22-32	Total and Dissolved As, Cu, Pb, and Zn	5/19/2014	site-wide groundwater monitoring
	35.4 btoc			Pesticides		
				Nitrate and Sulfate		
MW-121	35.0	876.9/879.45	22-32	Total and Dissolved As, Cu, Pb, and Zn	11/13/2014	site-wide groundwater monitoring
	35.4 btoc			Pesticides		
				Nitrate and Sulfate		
MW-121	35.0	876.9/879.45	22-32	Total and Dissolved As, Cu, Pb, and Zn	6/5/2015	site-wide groundwater monitoring and M&J Solvents site plume impact on BFEL
	35.4 btoc			Pesticides		
				Nitrate and Sulfate		
				Site-Specific VOCs		
MW-121	35.0	876.9/879.45	22-32	Total and Dissolved As, Cu, Pb, and Zn	11/13/2015	site-wide groundwater monitoring and M&J Solvents site plume impact on BFEL
	35.4 btoc			Pesticides		
				Nitrate and Sulfate		
				Site-Specific VOCs		
MW-121	35.0	876.9/879.45	22-32	Total and Dissolved As, Cu, Pb, and Zn	6/7/2016	site-wide groundwater monitoring and M&J Solvents site plume impact on BFEL
	35.4 btoc			Pesticides		
				Nitrate and Sulfate		
				Site-Specific VOCs		
MW-121	35.0	876.9/879.45	22-32	Total and Dissolved As, Cu, Pb, and Zn	11/11/2016	site-wide groundwater monitoring and M&J Solvents site plume impact on BFEL
	35.6 btoc			Pesticides		
				Nitrate and Sulfate		
				Site-Specific VOCs		
MW-121	35.0	876.9/879.45	22-32	Total and Dissolved As, Cu, Pb, and Zn	5/9/2017	site-wide groundwater monitoring and M&J Solvents site plume impact on BFEL
	35.6 btoc			Pesticides		
				Nitrate and Sulfate		
				Site-Specific VOCs		

TABLE 1: SUMMARY OF GROUNDWATER AND SURFACE WATER COLLECTION DATA

WELL SAMPLED	TOTAL BORING AND WELL DEPTH (FT, BGS)	GROUND SURFACE ELEVATION/ TOP OF CASING ELEVATION (FT, NGVD)	SCREENED INTERVAL (FT, BGS)	ANALYSES PER SAMPLE	SAMPLE DATE	PURPOSE
MW-121	35.0	876.9/879.45	22-32	Total and Dissolved As, Cu, Pb, and Zn	11/7/2017	site-wide groundwater monitoring and M&J Solvents site plume impact on BFEL
	35.6 btoc			Pesticides		
				Nitrate and Sulfate		
				Site-Specific VOCs		
OW-1	40.5	898.7/901.13	20-40	Total and Dissolved As, Cu, Fe, Pb, Mn, and Zn	1/20/2013	Observation well downgradient of injection points Monitor parameters for EHC injection pilot study Base line sampling prior to EHC injection
				Pesticides		
				Chloride, Nitrate, Nitrite, and Sulfate		
				Total and Dissolved Organic Cabon		
				Total Alkalinity		
OW-1	40.5 42.2 btoc	898.7/901.13	20-40	Total and Dissolved As, Cu, Fe, Pb, Mn, and Zn	4/15/2013	Observation well downgradient of injection points Monitor parameters for EHC injection pilot study 1st quarter sampling after EHC injection
				Pesticides		
				Chloride, Nitrate, Nitrite, and Sulfate		
				Total and Dissolved Organic Cabon		
				Total Alkalinity		
OW-1	40.5 42.2 btoc	898.7/901.13	20-40	Total and Dissolved As, Cu, Fe, Pb, Mn, and Zn	7/16/2013	Observation well downgradient of injection points Monitor parameters for EHC injection pilot study 2nd quarter sampling after EHC injection
				Pesticides		
				Chloride, Nitrate, Nitrite, and Sulfate		
				Total and Dissolved Organic Cabon		
				Total Alkalinity		
OW-1	40.5 42.2 btoc	898.7/901.13	20-40	Total and Dissolved As, Cu, Fe, Pb, Mn, and Zn	10/9/2013	Observation well downgradient of injection points Monitor parameters for EHC injection pilot study 3rd quarter sampling after EHC injection
				Pesticides		
				Chloride, Nitrate, Nitrite, and Sulfate		
				Total and Dissolved Organic Cabon		
				Total Alkalinity		
OW-1	40.5 42.2 btoc	898.7/901.13	20-40	Total and Dissolved As, Cu, Fe, Pb, Mn, and Zn	1/8/2014	Observation well downgradient of injection points Monitor parameters for EHC injection pilot study 4th quarter sampling after EHC injection
				Pesticides		
				Chloride, Nitrate, Nitrite, and Sulfate		
				Total and Dissolved Organic Cabon		
				Total Alkalinity		
OW-1	40.5 42.2 btoc	898.7/901.13	20-40	Total and Dissolved As, Cu, Pb, and Zn	5/19/2014	site-wide monitoring
				Pesticides		
				Nitrate and Sulfate		
OW-1	40.5 42.2 btoc	898.7/901.13	20-40	Total and Dissolved As, Cu, Pb, and Zn	6/3/2015	site-wide monitoring
				Pesticides		
				Nitrate and Sulfate		
OW-1	40.5 42.1 btoc	898.7/901.13	20-40	Total and Dissolved As, Cu, Pb, and Zn	11/16/2015	site-wide monitoring
				Pesticides		
				Nitrate and Sulfate		
				Site-Specific VOCs		
OW-1	40.5 42.1 btoc	898.7/901.13	20-40	Total and Dissolved As, Cu, Pb, and Zn	6/8/2016	site-wide monitoring
				Pesticides		
				Nitrate and Sulfate		
				Site-Specific VOCs		
OW-1	40.5 42.1 btoc	898.7/901.13	20-40	Total and Dissolved As, Cu, Pb, and Zn	11/11/2016	site-wide monitoring
				Pesticides		
				Nitrate and Sulfate		
				Site-Specific VOCs		
OW-1	40.5 42.1 btoc	898.7/901.13	20-40	Total and Dissolved As, Cu, Pb, and Zn	5/10/2017	site-wide monitoring
				Pesticides		
				Nitrate and Sulfate		
				Site-Specific VOCs		
OW-1	40.5 42.2 btoc	898.7/901.13	20-40	Total and Dissolved As, Cu, Pb, and Zn	11/8/2017	site-wide monitoring
				Pesticides		
				Nitrate and Sulfate		
				Site-Specific VOCs		
OW-2	40.5	898.5/901.14	20-40	Total and Dissolved As, Cu, Fe, Pb, Mn, and Zn	1/20/2013	Observation well downgradient of injection points Monitor parameters for EHC injection pilot study Base line sampling prior to EHC injection
				Pesticides		
				Chloride, Nitrate, Nitrite, and Sulfate		
				Total and Dissolved Organic Cabon		
				Total Alkalinity		
OW-2	40.5 42.9 btoc	898.5/901.14	20-40	Total and Dissolved As, Cu, Fe, Pb, Mn, and Zn	4/16/2013	Observation well downgradient of injection points Monitor parameters for EHC injection pilot study 1st quarter sampling after EHC injection
				Pesticides		
				Chloride, Nitrate, Nitrite, and Sulfate		
				Total and Dissolved Organic Cabon		
				Total Alkalinity		
OW-2	40.5 42.9 btoc	898.5/901.14	20-40	Total and Dissolved As, Cu, Fe, Pb, Mn, and Zn	7/16/2013	Observation well downgradient of injection points Monitor parameters for EHC injection pilot study 2nd quarter sampling after EHC injection
				Pesticides		
				Chloride, Nitrate, Nitrite, and Sulfate		
				Total and Dissolved Organic Cabon		
				Total Alkalinity		
OW-2	40.5 42.9 btoc	898.5/901.14	20-40	Total and Dissolved As, Cu, Fe, Pb, Mn, and Zn	1/8/2014	Observation well downgradient of injection points Monitor parameters for EHC injection pilot study 4th quarter sampling after EHC injection
				Pesticides		
				Chloride, Nitrate, Nitrite, and Sulfate		
				Total and Dissolved Organic Cabon		
				Total Alkalinity		
OW-2	40.5 42.9 btoc	898.5/901.14	20-40	Total and Dissolved As, Cu, Pb, and Zn	5/20/2014	site-wide monitoring
				Pesticides		
				Nitrate and Sulfate		

TABLE 1: SUMMARY OF GROUNDWATER AND SURFACE WATER COLLECTION DATA

WELL SAMPLED	TOTAL BORING AND WELL DEPTH (FT, BGS)	GROUND SURFACE ELEVATION/ TOP OF CASING ELEVATION (FT, NGVD)	SCREENED INTERVAL (FT, BGS)	ANALYSES PER SAMPLE	SAMPLE DATE	PURPOSE
OW-2	40.5 42.9 btoc	898.5/901.14	20-40	Total and Dissolved As, Cu, Pb, and Zn Pesticides Nitrate and Sulfate	6/3/2015	site-wide monitoring
OW-2	40.5 42.61 btoc	898.5/901.14	20-40	Pesticides Chloride, Nitrate, Nitrite, and Sulfate Total and Dissolved Organic Cabon	11/13/2015	site-wide monitoring
OW-2	40.5 42.61 btoc	898.5/901.14	20-40	Total and Dissolved As, Cu, Pb, and Zn Pesticides Nitrate and Sulfate Site-Specific VOCs	6/8/2016	site-wide monitoring
OW-2	40.5 42.5 btoc	898.5/901.14	20-40	Total and Dissolved As, Cu, Pb, and Zn Pesticides Nitrate and Sulfate Site-Specific VOCs	11/14/2016	site-wide monitoring
OW-2	40.5 42.5 btoc	898.5/901.14	20-40	Total and Dissolved As, Cu, Pb, and Zn Pesticides Nitrate and Sulfate Site-Specific VOCs	5/10/2017	site-wide monitoring
OW-2	40.5 42.7 btoc	898.5/901.14	20-40	Total and Dissolved As, Cu, Pb, and Zn Pesticides Nitrate and Sulfate Site-Specific VOCs	11/8/2017	site-wide monitoring
OW-3	41.0	899.1/901.47	20.5-40.5	Total and Dissolved As, Cu, Fe, Pb, Mn, and Zn Pesticides Chloride, Nitrate, Nitrite, and Sulfate Total and Dissolved Organic Cabon Total Alkalinity	1/20/2013	Observation well downgradient of injection points Monitor parameters for EHC injection pilot study Base line sampling prior to EHC injection
OW-3	41.0 42.9 btoc	899.1/901.47	20.5-40.5	Total and Dissolved As, Cu, Fe, Pb, Mn, and Zn Pesticides Chloride, Nitrate, Nitrite, and Sulfate Total and Dissolved Organic Cabon Total Alkalinity	4/16/2013	Observation well downgradient of injection points Monitor parameters for EHC injection pilot study 1st quarter sampling after EHC injection
OW-3	41.0 42.9 btoc	899.1/901.47	20.5-40.5	Total and Dissolved As, Cu, Fe, Pb, Mn, and Zn Pesticides Nitrate and Sulfate Site-Specific VOCs	7/16/2013	Observation well downgradient of injection points Monitor parameters for EHC injection pilot study
OW-3	41.0 42.9 btoc	899.1/901.47	20.5-40.5	Total and Dissolved As, Cu, Fe, Pb, Mn, and Zn Pesticides Chloride, Nitrate, Nitrite, and Sulfate Total and Dissolved Organic Cabon Total Alkalinity	10/9/2013	Observation well downgradient of injection points Monitor parameters for EHC injection pilot study 3rd quarter sampling after EHC injection
OW-3	41.0 42.9 btoc	899.1/901.47	20.5-40.5	Total and Dissolved As, Cu, Fe, Pb, Mn, and Zn Pesticides Chloride, Nitrate, Nitrite, and Sulfate Total and Dissolved Organic Cabon Total Alkalinity	1/8/2014	Observation well downgradient of injection points Monitor parameters for EHC injection pilot study 4th quarter sampling after EHC injection
OW-3	41.0 42.9 btoc	899.1/901.47	20.5-40.5	Total and Dissolved As, Cu, Pb, and Zn Pesticides Nitrate and Sulfate	5/21/2014	site-wide monitoring
OW-3	41.0 42.9 btoc	899.1/901.47	20.5-40.5	Total and Dissolved As, Cu, Pb, and Zn Pesticides Nitrate and Sulfate	6/8/2015	site-wide monitoring
OW-3	41.0 43.64 btoc	899.1/901.47	20.5-40.5	Total and Dissolved As, Cu, Pb, and Zn Pesticides Nitrate and Sulfate Site-Specific VOCs	11/13/2015	site-wide monitoring
OW-3	41.0 43.64 btoc	899.1/901.47	20.5-40.5	Total and Dissolved As, Cu, Pb, and Zn Pesticides Nitrate and Sulfate Site-Specific VOCs	6/8/2016	site-wide monitoring
OW-3	41.0 43.7 btoc	899.1/901.47	20.5-40.5	Total and Dissolved As, Cu, Pb, and Zn Pesticides Nitrate and Sulfate Site-Specific VOCs	11/14/2016	site-wide monitoring
OW-3	41.0 43.7 btoc	899.1/901.47	20.5-40.5	Total and Dissolved As, Cu, Pb, and Zn Pesticides Nitrate and Sulfate Site-Specific VOCs	5/10/2017	site-wide monitoring
OW-3	41.0 43.9 btoc	899.1/901.47	20.5-40.5	Total and Dissolved As, Cu, Pb, and Zn Pesticides Nitrate and Sulfate Site-Specific VOCs	11/8/2017	site-wide monitoring

Notes:
Arsenic, Lead, Copper, Iron, Manganese, and Zinc analyzed using USEPA Method 6020
Pesticides analyzed using USEPA Method 8081A
Nitrate and Sulfate, Chloride and Nitrite analyzed using USEPA Method 9056
As = arsenic, Cu = Copper, Fe = iron, Pb = lead, Mn = Managanese, Zn = zinc
bgs = below ground surface
na or N/A = not applicable
ft = feet

TABLE 1: SUMMARY OF GROUNDWATER AND SURFACE WATER COLLECTION DATA

SURFACE WATER LOCATION	SURFACE WATER SAMPLE IDENTIFICATION	ANALYSES	SAMPLE DATE	PURPOSE
MEDIA: SURFACE WATER				
SW-2010-5	SW-2010-5	Total and Dissolved As, Cu, Pb, and Zn Pesticides Nitrate and Sulfate	11/16/2012	Surface water quality monitoring
SW-2010-5	SW-2010-5	Dissolved As, Cu, Pb, and Zn Pesticides Nitrate and Sulfate	5/30/2013	Surface water quality monitoring
SW-2010-5	SW-2010-5	Dissolved As, Cu, Pb, and Zn Pesticides Nitrate and Sulfate	11/19/2013	Surface water quality monitoring
SW-2010-5	SW-2010-5	Dissolved As, Cu, Pb, and Zn Pesticides Nitrate and Sulfate	5/20/2014	Surface water quality monitoring
SW-2010-5	SW-2010-5	Dissolved As, Cu, Pb, and Zn Pesticides Nitrate and Sulfate	11/19/2014	Surface water quality monitoring
SW-2010-5	SW-2010-5	Dissolved As, Cu, Pb, and Zn Pesticides Nitrate and Sulfate	6/4/2015	Surface water quality monitoring
SW-2010-5	SW-2010-5	Dissolved As, Cu, Pb, and Zn Pesticides Nitrate and Sulfate	11/18/2015	Surface water quality monitoring
SW-2010-5	SW-2010-5	Dissolved As, Cu, Pb, and Zn Pesticides Nitrate and Sulfate	6/9/2016	Surface water quality monitoring
SW-2010-5	SW-2010-5	Dissolved As, Cu, Pb, and Zn Pesticides Nitrate and Sulfate	11/15/2016	Surface water quality monitoring
SW-2010-5	SW-2010-5	Dissolved As, Cu, Pb, and Zn Pesticides Nitrate and Sulfate	5/11/2017	Surface water quality monitoring
SW-2010-5	SW-2010-5	Dissolved As, Cu, Pb, and Zn Pesticides Nitrate and Sulfate	11/9/2017	Surface water quality monitoring
SW-2010-10	SW-2010-10	Total and Dissolved As, Cu, Pb, and Zn Pesticides Nitrate and Sulfate	11/16/2012	Surface water quality monitoring
SW-2010-10	SW-2010-10	Dissolved As, Cu, Pb, and Zn Pesticides Nitrate and Sulfate	5/30/2013	Surface water quality monitoring
SW-2010-10	SW-2010-10	Dissolved As, Cu, Pb, and Zn Pesticides Nitrate and Sulfate	11/19/2013	Surface water quality monitoring
SW-2010-10	SW-2010-10	Dissolved As, Cu, Pb, and Zn Pesticides Nitrate and Sulfate	5/20/2014	Surface water quality monitoring
SW-2010-10	SW-2010-10	Dissolved As, Cu, Pb, and Zn Pesticides Nitrate and Sulfate	11/19/2014	Surface water quality monitoring
SW-2010-10	SW-2010-10	Dissolved As, Cu, Pb, and Zn Pesticides Nitrate and Sulfate	6/4/2015	Surface water quality monitoring
SW-2010-10	SW-2010-10	Dissolved As, Cu, Pb, and Zn Pesticides Nitrate and Sulfate	11/18/2015	Surface water quality monitoring
SW-2010-10	SW-2010-10	Dissolved As, Cu, Pb, and Zn Pesticides Nitrate and Sulfate	6/9/2016	Surface water quality monitoring
SW-2010-10	SW-2010-10	Dissolved As, Cu, Pb, and Zn Pesticides Nitrate and Sulfate Hardness	11/15/2016	Surface water quality monitoring
SW-2010-10	SW-2010-10	Dissolved As, Cu, Pb, and Zn Pesticides Nitrate and Sulfate	5/11/2017	Surface water quality monitoring
SW-2010-10	SW-2010-10	Dissolved As, Cu, Pb, and Zn Pesticides Nitrate and Sulfate	11/9/2017	Surface water quality monitoring
SW-2010-11	SW-2010-11	Total and Dissolved As, Cu, Pb, and Zn Pesticides Nitrate and Sulfate	11/16/2012	Surface water quality monitoring
SW-2010-11	SW-2010-11	Dissolved As, Cu, Pb, and Zn Pesticides Nitrate and Sulfate	5/30/2013	Surface water quality monitoring
SW-2010-11	SW-2010-11	Dissolved As, Cu, Pb, and Zn Pesticides Nitrate and Sulfate	11/19/2013	Surface water quality monitoring
SW-2010-11	SW-2010-11	Dissolved As, Cu, Pb, and Zn Pesticides Nitrate and Sulfate	5/20/2014	Surface water quality monitoring
SW-2010-11	SW-2010-11	Dissolved As, Cu, Pb, and Zn Pesticides Nitrate and Sulfate	11/19/2014	Surface water quality monitoring
SW-2010-11	SW-2010-11	Dissolved As, Cu, Pb, and Zn Pesticides Nitrate and Sulfate	6/4/2015	Surface water quality monitoring

TABLE 1: SUMMARY OF GROUNDWATER AND SURFACE WATER COLLECTION DATA

SURFACE WATER LOCATION	SURFACE WATER SAMPLE IDENTIFICATION	ANALYSES	SAMPLE DATE	PURPOSE
SW-2010-11	SW-2010-11	Dissolved As, Cu, Pb, and Zn Pesticides Nitrate and Sulfate	11/18/2015	Surface water quality monitoring
SW-2010-11	SW-2010-11	Dissolved As, Cu, Pb, and Zn Pesticides Nitrate and Sulfate	6/9/2016	Surface water quality monitoring
SW-2010-11	SW-2010-11	Dissolved As, Cu, Pb, and Zn Pesticides Nitrate and Sulfate	11/15/2016	Surface water quality monitoring
SW-2010-11	SW-2010-11	Dissolved As, Cu, Pb, and Zn Pesticides Nitrate and Sulfate	5/11/2017	Surface water quality monitoring
SW-2010-11	SW-2010-11	Dissolved As, Cu, Pb, and Zn Pesticides Nitrate and Sulfate	11/9/2017	Surface water quality monitoring
SW-2010-14	SW-2010-14	Total and Dissolved As, Cu, Pb, and Zn Pesticides Nitrate and Sulfate	11/16/2012	Surface water quality monitoring
SW-2010-14	SW-2010-14	Dissolved As, Cu, Pb, and Zn Pesticides Nitrate and Sulfate	5/30/2013	Surface water quality monitoring
SW-2010-14	SW-2010-14	Dissolved As, Cu, Pb, and Zn Pesticides Nitrate and Sulfate	11/19/2013	Surface water quality monitoring
SW-2010-14	SW-2010-14	Dissolved As, Cu, Pb, and Zn Pesticides Nitrate and Sulfate	5/20/2014	Surface water quality monitoring
SW-2010-14	SW-2010-14	Dissolved As, Cu, Pb, and Zn Pesticides Nitrate and Sulfate	11/19/2014	Surface water quality monitoring
SW-2010-14	SW-2010-14	Dissolved As, Cu, Pb, and Zn Pesticides Nitrate and Sulfate	6/4/2015	Surface water quality monitoring
SW-2010-14	SW-2010-14	Dissolved As, Cu, Pb, and Zn Pesticides Nitrate and Sulfate	11/18/2015	Surface water quality monitoring
SW-2010-14	SW-2010-14	Dissolved As, Cu, Pb, and Zn Pesticides Nitrate and Sulfate	6/9/2016	Surface water quality monitoring
SW-2010-14	SW-2010-14	Dissolved As, Cu, Pb, and Zn Pesticides Nitrate and Sulfate	11/15/2016	Surface water quality monitoring
SW-2010-14	SW-2010-14	Dissolved As, Cu, Pb, and Zn Pesticides Nitrate and Sulfate	5/11/2017	Surface water quality monitoring
SW-2010-14	SW-2010-14	Dissolved As, Cu, Pb, and Zn Pesticides Nitrate and Sulfate	11/9/2017	Surface water quality monitoring
SW-2010-15	SW-2010-15	Total and Dissolved As, Cu, Pb, and Zn Pesticides Nitrate and Sulfate	11/16/2012	Surface water quality monitoring
SW-2010-15	SW-2010-15	Dissolved As, Cu, Pb, and Zn Pesticides Nitrate and Sulfate	5/30/2013	Surface water quality monitoring
SW-2010-15	SW-2010-15	Dissolved As, Cu, Pb, and Zn Pesticides Nitrate and Sulfate	11/19/2013	Surface water quality monitoring
SW-2010-15	SW-2010-15	Dissolved As, Cu, Pb, and Zn Pesticides Nitrate and Sulfate	5/20/2014	Surface water quality monitoring
SW-2010-15	SW-2010-15	Dissolved As, Cu, Pb, and Zn Pesticides Nitrate and Sulfate	11/19/2014	Surface water quality monitoring
SW-2010-15	SW-2010-15	Dissolved As, Cu, Pb, and Zn Pesticides Nitrate and Sulfate	6/4/2015	Surface water quality monitoring
SW-2010-15	SW-2010-15	Dissolved As, Cu, Pb, and Zn Pesticides Nitrate and Sulfate	11/18/2015	Surface water quality monitoring
SW-2010-15	SW-2010-15	Dissolved As, Cu, Pb, and Zn Pesticides Nitrate and Sulfate	6/9/2016	Surface water quality monitoring
SW-2010-15	SW-2010-15	Dissolved As, Cu, Pb, and Zn Pesticides Nitrate and Sulfate Hardness	11/15/2016	Surface water quality monitoring
SW-2010-15	SW-2010-15	Dissolved As, Cu, Pb, and Zn Pesticides Nitrate and Sulfate	5/11/2017	Surface water quality monitoring
SW-2010-15	SW-2010-15	Dissolved As, Cu, Pb, and Zn Pesticides Nitrate and Sulfate	11/9/2017	Surface water quality monitoring
SW-2010-17	SW-2010-17	Total and Dissolved As, Cu, Pb, and Zn Pesticides Nitrate and Sulfate	11/16/2012	Surface water quality monitoring

TABLE 1: SUMMARY OF GROUNDWATER AND SURFACE WATER COLLECTION DATA

SURFACE WATER LOCATION	SURFACE WATER SAMPLE IDENTIFICATION	ANALYSES	SAMPLE DATE	PURPOSE
SW-2010-17	SW-2010-17	Dissolved As, Cu, Pb, and Zn Pesticides Nitrate and Sulfate	5/30/2013	Surface water quality monitoring
SW-2010-17	SW-2010-17	Dissolved As, Cu, Pb, and Zn Pesticides Nitrate and Sulfate	11/19/2013	Surface water quality monitoring
SW-2010-17	SW-2010-17	Dissolved As, Cu, Pb, and Zn Pesticides Nitrate and Sulfate	5/20/2014	Surface water quality monitoring
SW-2010-17	SW-2010-17	Dissolved As, Cu, Pb, and Zn Pesticides Nitrate and Sulfate	11/19/2014	Surface water quality monitoring
SW-2010-17	SW-2010-17	Dissolved As, Cu, Pb, and Zn Pesticides Nitrate and Sulfate	6/4/2015	Surface water quality monitoring
SW-2010-17	SW-2010-17	Dissolved As, Cu, Pb, and Zn Pesticides Nitrate and Sulfate	11/18/2015	Surface water quality monitoring
SW-2010-17	SW-2010-17	Dissolved As, Cu, Pb, and Zn Pesticides Nitrate and Sulfate	6/9/2016	Surface water quality monitoring
SW-2010-17	SW-2010-17	Dissolved As, Cu, Pb, and Zn Pesticides Nitrate and Sulfate	11/15/2016	Surface water quality monitoring
SW-2010-17	SW-2010-17	Dissolved As, Cu, Pb, and Zn Pesticides Nitrate and Sulfate	5/11/2017	Surface water quality monitoring
SW-2010-17	SW-2010-17	Dissolved As, Cu, Pb, and Zn Pesticides Nitrate and Sulfate	11/9/2017	Surface water quality monitoring
SW2014-20	SW2014-20	Dissolved As, Cu, Pb, and Zn Pesticides Nitrate and Sulfate	5/20/2014	Surface water quality monitoring
SW2014-20	SW2014-20	Dissolved As, Cu, Pb, and Zn Pesticides Nitrate and Sulfate	11/19/2014	Surface water quality monitoring
SW2014-20	SW2014-20	Dissolved As, Cu, Pb, and Zn Pesticides Nitrate and Sulfate	6/4/2015	Surface water quality monitoring Sampled for treatability study of Metals and Pesticides in surface water
SW2014-20	SW2014-20	Dissolved As, Cu, Pb, and Zn Pesticides Nitrate and Sulfate	11/18/2015	Surface water quality monitoring
SW2014-20	SW2014-20	Dissolved As, Cu, Pb, and Zn Pesticides Nitrate and Sulfate	6/9/2016	Surface water quality monitoring
SW2014-20	SW2014-20	Dissolved As, Cu, Pb, and Zn Pesticides Nitrate and Sulfate Hardness	11/15/2016	Surface water quality monitoring
SW2014-20	SW2014-20	Dissolved As, Cu, Pb, and Zn Pesticides Nitrate and Sulfate	5/11/2017	Surface water quality monitoring
SW2014-20	SW2014-20	Dissolved As, Cu, Pb, and Zn Pesticides Nitrate and Sulfate	11/9/2017	Surface water quality monitoring
SW2014-21	SW2014-21	Dissolved As, Cu, Pb, and Zn Pesticides Nitrate and Sulfate	5/20/2014	Surface water quality monitoring
SW2014-21	SW2014-21	Dissolved As, Cu, Pb, and Zn Pesticides Nitrate and Sulfate	11/19/2014	Surface water quality monitoring
SW2014-21	SW2014-21	Dissolved As, Cu, Pb, and Zn Pesticides Nitrate and Sulfate	6/4/2015	Surface water quality monitoring Sampled for treatability study of Metals and Pesticides in surface water
SW2014-21	SW2014-21	Dissolved As, Cu, Pb, and Zn Pesticides Nitrate and Sulfate	11/18/2015	Surface water quality monitoring
SW-2014-21	SW-2014-21	Dissolved As, Cu, Pb, and Zn Pesticides Nitrate and Sulfate	6/9/2016	Surface water quality monitoring
SW-2014-21	SW-2014-21	Dissolved As, Cu, Pb, and Zn Pesticides Nitrate and Sulfate	11/15/2016	Surface water quality monitoring
SW-2014-21	SW-2014-21	Dissolved As, Cu, Pb, and Zn Pesticides Nitrate and Sulfate	5/11/2017	Surface water quality monitoring
SW-2014-21	SW-2014-21	Dissolved As, Cu, Pb, and Zn Pesticides Nitrate and Sulfate	11/9/2017	Surface water quality monitoring
INFLOW-1	INFLOW-1	Dissolved As, Cu, Pb, and Zn Pesticides Nitrate and Sulfate	3/31/2014	Surface water quality monitoring
INFLOW-1	INFLOW-1	Dissolved As, Cu, Pb, and Zn Pesticides Nitrate and Sulfate	11/19/2014	Surface water quality monitoring

TABLE 1: SUMMARY OF GROUNDWATER AND SURFACE WATER COLLECTION DATA

SURFACE WATER LOCATION	SURFACE WATER SAMPLE IDENTIFICATION	ANALYSES	SAMPLE DATE	PURPOSE
INFLOW-1	INFLOW-1	Dissolved As, Cu, Pb, and Zn	6/4/2015	Surface water quality monitoring
		Pesticides		Sampled for treatability study of Metals and
		Nitrate and Sulfate		Pesticides in surface water
INFLOW-2	INFLOW-2	Dissolved As, Cu, Pb, and Zn	3/31/2014	Surface water quality monitoring
		Pesticides		
		Nitrate and Sulfate		
INFLOW-2	INFLOW-2	Dissolved As, Cu, Pb, and Zn	11/19/2014	Surface water quality monitoring
		Pesticides		
		Nitrate and Sulfate		
INFLOW-2	INFLOW-2	Dissolved As, Cu, Pb, and Zn	6/4/2015	Surface water quality monitoring
		Pesticides		
		Nitrate and Sulfate		

Notes:

Arsenic, Lead, Copper, Iron, Manganese, and Zinc analyzed using USEPA Method 6020
Pesticides analyzed using USEPA Method 8081A
Nitrate and Sulfate, Chloride and Nitrite analyzed using USEPA Method 9056
As = arsenic, Cu = Copper, Fe = iron, Pb = lead, Mn = Managanese, Zn = zinc
bgs = below ground surface
na or N/A = not applicable
ft = feet

TABLE 2: SUMMARY OF GROUNDWATER ELEVATIONS

Well Number	Screened Interval (ft NGVD)			Lithology Screened	Top of Casing Elevation (ft., NGVD)	Depth to Ground Water on 1/7/1998 (ft., btoc)	Ground-Water Elevation on 1/7/1998 (ft., NGVD)	Depth to Ground Water on 5/29/1998 (ft., btoc)	Ground-Water Elevation on 5/29/1998 (ft., NGVD)	Depth to Ground Water (ft., btoc) 1/21/2000	Ground-Water Elevation (ft., NGVD) 1/21/2000	Depth to Ground Water (ft., btoc) 11/26/2002	Ground-Water Elevation (ft., NGVD) 11/26/2002
MW-1B	893.5	-	884.5	fine sandy silt to silty fine sand	915.95					28.54	887.41	24.37	891.58
MW-21	885.9	-	875.9	clayey silt to silty clay	905.70	23.92	881.78	22.56	883.14	27.64	878.06	dry	
MW-22	875.3	-	865.3	silty clay and clayey silt	894.23	16.05	878.18	15.68	878.55	19.76	874.47	18.20	876.03
MW-24	874.8	-	864.8	silty clay to clayey silt	897.31	22.73	874.58	21.01	876.30	27.30	870.01	25.24	872.07
MW-25	875.1	-	865.1	silty clay to clayey silt	895.05	24.54	870.51	23.05	872.00	28.59	866.46	27.00	868.05
MW-26	893.5	-	883.5	clayey silt	904.99	7.63	897.36	7.34	897.65	13.08	891.91	8.90	896.09
DW-1B	843.8	-	833.8	bedrock	915.50			31.35	884.15	39.75	875.75	37.75	877.75
MW-101	895.6	-	885.6	silty fine sand	912.55	13.35	899.20	12.73	899.82	18.15	894.40	14.00	898.55
MW-102	892.4	-	883.4	silty fine sand and PWR	915.19	23.2	891.99	22.80	892.39	24.08	891.11	22.00	893.19
MW-104A	868.3		858.8	silty very fine sand	898.00								
MW-104D	829.9	-	819.9	bedrock	901.59	16.31	885.28	15.59	886.00	20.37	881.22	17.08	884.51
MW-105	887.7		878.7	silty fine to medium sand	904.55	12.18	892.37	11.63	892.92	15.11	889.44	12.15	892.40
MW-106D	816.1	-	807.1	bedrock	878.60	11.41	867.19	11.02	867.58	12.73	865.87	11.85	866.75
MW-107D	817.5		808.0	bedrock	857.14								
MW-108	875.8	-	866.8	silty fine sand	901.91			16.73	885.18	21.60	880.31	19.01	882.90
MW-109	872.1	-	863.1	silty fine sand with brick fragments (fill)	895.90			12.16	883.74	16.58	879.32	13.88	882.02
MW-110	831.9	-	822.9	bedrock	900.52	21.61	878.91	21.28	879.24	25.08	875.44	22.90	877.62
MW-111	864.3	-	855.3	silty sand and PWR	900.10			16.26	883.84	20.59	879.51	18.60	881.50
MW-112	890.7	-	881.7	silty very fine sand	904.90			11.64	893.26	17.44	887.46	13.00	891.90
MW-113	866.2	-	857.2	sandy clayey silt	900.06			25.75	874.31	30.03	870.03	28.15	871.91
MW-114	856.8	-	847.8	silty clayey fine sand to silty fine sand	892.96			22.90	870.06	26.83	866.13	25.00	867.96
MW-115	880.5	-	871.5	silty sand with concrete fragments (fill)	893.40			10.90	882.50	14.98	878.42	12.82	880.58
MW-116	881.8	-	872.8	fine sand	905.62			21.97	883.65	31.65	873.97	29.15	876.47
MW-117	878.1	-	868.1	very sandy silt to very silty fine sand	892.42							11.94	880.48
MW-119	853.3	-	838.3	PWR and bedrock	892.16	not installed							
MW-120	836.1	-	826.1	bedrock	892.44								
MW-121	854.9	-	844.9	bedrock	879.45								
TW-1	878.3	-	868.3	sandy silt	893.00								
TW-2	878.5	-	868.5	sandy silt	897.89								
TW-3	867.5	-	857.5	sandy silt	897.44								
TW-4	875.4	-	865.4	sandy silt	899.36								
TW-5	869.0	-	859.0	silty sand	891.90								
TW-6	878.1	-	868.1	silty sand to sandy silt	908.34								
TW-7	877.1	-	867.1	clay to silty fine sand	899.22								
TW-8	880.3	-	870.3	silty sand to sandy silt	900.36								
TW-9	876.3	-	866.3	silt to sandy silt	901.56								
TW-10	876.4	-	866.4	sandy silt	896.56								
TW-11	882.9	-	872.9	sandy silty with rock fragments	918.08								
TW-12	893.8	-	883.8	silty sand with quartz fragments	929.03								
OW-1	878.7	-	858.7	silt to partially weathered rock	901.13	not installed							
OW-2	878.5	-	858.5	silt with quartz veins to partially weathered rock	901.14								
OW-3	878.6	-	858.6	silt with quartz veins to partially weathered rock	901.47								

Surface Water Location	Screened Interval (ft NGVD)			Lithology Screened	Top of Staff Gauge Elevation (ft., NGVD)	Depth to Surface Water on 1/7/1998 (ft.)	Surface Water Elevation on 1/7/1998 (ft., NGVD)	Depth to Surface Water on 5/29/1998 (ft.)	Surface Water Elevation on 5/29/1998 (ft., NGVD)	Depth to Surface Water (ft.) 1/21/2000	Surface Water Elevation (ft., NGVD) 1/21/2000	Depth to Surface Water (ft.) 11/26/2002	Surface Water Elevation (ft., NGVD) 11/26/2002
Upstream Staff Gauge@ MW-106D/MW-121[(1)] [Staff Gauge #1]	NA			un-named stream on CSX	865.80	2.9	862.90	3.10	862.70	Dry at gauge		1.52	864.28
Downstream Staff Gauge at railroad culvert [(1)] [Staff Gauge #2]	NA				858.90	7.9	851.00	8.10	850.80	1.03	857.87	8.65	850.25
Downstream Staff Gauge at at well MW-119/MW-120[(1)] [Staff Gauge #3]	NA				841.55	not installed							
Downstream Staff Gauge at well MW-107D[(1)] [Staff Gauge #4]	NA				837.66								

TABLE 2: SUMMARY OF GROUNDWATER ELEVATIONS

Well Number	Screened Interval (ft NGVD)			Lithology Screened	Top of Casing Elevation (ft., NGVD)	Depth to Ground Water (ft., btoc) 8/20/2007	Ground-Water Elevation (ft., NGVD) 8/20/2007	Depth to Ground Water (ft., btoc) 9/20/2007	Ground-Water Elevation (ft., NGVD) 9/20/2007	Depth to Ground Water (ft., btoc) 7/29/2010	Ground-Water Elevation (ft., NGVD) 7/29/2010	Depth to Ground Water (ft., btoc) 9/14/2010	Ground-Water Elevation (ft., NGVD) 9/14/2010
MW-1B	893.5	-	884.5	fine sandy silt to silty fine sand	915.95	28.47	887.48	22.98	892.97	23.60	892.35	26.40	889.55
MW-21	885.9	-	875.9	clayey silt to silty clay	905.70	dry		dry		24.57	881.13	dry	
MW-22	875.3	-	865.3	silty clay and clayey silt	894.23	20.88	873.35			18.16	876.07	19.46	874.77
MW-24	874.8	-	864.8	silty clay to clayey silt	897.31	dry		dry		not measured		24.01	873.30
MW-25	875.1	-	865.1	silty clay to clayey silt	895.05	28.31	866.74	not measured				25.56	869.49
MW-26	893.5	-	883.5	clayey silt	904.99	13.57	891.42	not measured		10.04	894.95	11.75	893.24
DW-1B	843.8	-	833.8	bedrock	915.50	not measured		not measured		34.42	881.08	36.40	879.10
MW-101	895.6	-	885.6	silty fine sand	912.55	18.11	894.44	not measured		15.12	897.43	16.80	895.75
MW-102	892.4	-	883.4	silty fine sand and PWR	915.19	26.17	889.02	not measured		23.58	891.61	24.82	890.37
MW-104A	868.3		858.8	silty very fine sand	898.00	16.73	881.27	not measured		not measured		14.63	883.37
MW-104D	829.9	-	819.9	bedrock	901.59	21.80	879.79	20.77	880.82	not measured		16.77	884.82
MW-105	887.7		878.7	silty fine to medium sand	904.55	15.96	888.59	not measured		not measured		15.00	889.55
MW-106D	816.1	-	807.1	bedrock	878.60	32.90	845.70	33.08	845.52	not measured		25.78	852.82
MW-107D	817.5		808.0	bedrock	857.14	25.63	831.51	26.07	831.07	not measured		22.99	834.15
MW-108	875.8	-	866.8	silty fine sand	901.91	22.50	879.41	not measured		19.69	882.22	21.23	880.68
MW-109	872.1	-	863.1	silty fine sand with brick fragments (fill)	895.90	17.25	878.65	not measured		not measured		15.57	880.33
MW-110	831.9	-	822.9	bedrock	900.52	31.35	869.17	not measured		27.11	873.41	28.31	872.21
MW-111	864.3	-	855.3	silty sand and PWR	900.10	21.86	878.24	not measured		not measured		20.33	879.77
MW-112	890.7	-	881.7	silty very fine sand	904.90	18.13	886.77	not measured		14.31	890.59	16.35	888.55
MW-113	866.2	-	857.2	sandy clayey silt	900.06	30.85	869.21	not measured		not measured		29.21	870.85
MW-114	856.8	-	847.8	silty clayey fine sand to silty fine sand	892.96	26.91	866.05	not measured		not measured		25.14	867.82
MW-115	880.5	-	871.5	silty sand with concrete fragments (fill)	893.40	16.00	877.40	not measured		not measured		15.16	878.24
MW-116	881.8	-	872.8	fine sand	905.62	30.61	875.01	not measured		23.20	882.42	25.44	880.18
MW-117	878.1	-	868.1	very sandy silt to very silty fine sand	892.42	13.91	878.51	not measured		not measured		13.17	879.25
MW-119	853.3	-	838.3	PWR and bedrock	892.16	not installed							
MW-120	836.1	-	826.1	bedrock	892.44								
MW-121	854.9	-	844.9	bedrock	879.45								
TW-1	878.3	-	868.3	sandy silt	893.00								
TW-2	878.5	-	868.5	sandy silt	897.89								
TW-3	867.5	-	857.5	sandy silt	897.44								
TW-4	875.4	-	865.4	sandy silt	899.36								
TW-5	869.0	-	859.0	silty sand	891.90								
TW-6	878.1	-	868.1	silty sand to sandy silt	908.34								
TW-7	877.1	-	867.1	clay to silty fine sand	899.22								
TW-8	880.3	-	870.3	silty sand to sandy silt	900.36								
TW-9	876.3	-	866.3	silt to sandy silt	901.56								
TW-10	876.4	-	866.4	sandy silt	896.56								
TW-11	882.9	-	872.9	sandy silty with rock fragments	918.08								
TW-12	893.8	-	883.8	silty sand with quartz fragments	929.03								
OW-1	878.7	-	858.7	silt to partially weathered rock	901.13	not installed							
OW-2	878.5	-	858.5	silt with quartz veins to partially weathered rock	901.14								
OW-3	878.6	-	858.6	silt with quartz veins to partially weathered rock	901.47								

Surface Water Location	Screened Interval (ft NGVD)	Lithology Screened	Top of Staff Gauge Elevation (ft., NGVD)	Depth to Surface Water (ft., btoc) 8/20/2007	Surface Water Elevation (ft., NGVD) 8/20/2007	Depth to SurfaceWater (ft., btoc) 9/20/2007	Surface Water Elevation (ft., NGVD) 9/20/2007	Depth to Surface Water (ft., btoc) 7/29/2010	Surface Water Elevation (ft., NGVD) 7/29/2010	Depth to Surface Water (ft., btoc) 9/14/2010	Surface Water Elevation (ft., NGVD) 9/14/2010
Upstream Staff Gauge@ MW-106D/MW-121[(1)] [Staff Gauge #1]	NA	un-named stream on CSX	865.80	2.12	860.91	2.13	860.90	not measured		2.1	860.9
Downstream Staff Gauge at railroad culvert [(1)] [Staff Gauge #2]	NA		858.90	8.10	850.52	7.89	850.73	not measured		7.8	850.8
Downstream Staff Gauge at at well MW-119/MW-120[(1)] [Staff Gauge #3]	NA		841.55	not installed							
Downstream Staff Gauge at well MW-107D[(1)] [Staff Gauge #4]	NA		837.66								

TABLE 2: SUMMARY OF GROUNDWATER ELEVATIONS

Well Number	Screened Interval (ft NGVD)			Lithology Screened	Top of Casing Elevation (ft., NGVD)	Depth to Ground Water (ft., btoc) May 30-31, 2012	Ground-Water Elevation (ft., NGVD) June 2012	Depth to Ground Water (ft., btoc) 12/7/2012	Ground-Water Elevation (ft., NGVD) 12/7/2012	Depth to Ground Water (ft., btoc) 5/20/2013 & 5/30/2013[2]	Ground-Water Elevation (ft., NGVD) 5/20/2013 & 5/30/2013[2]	Depth to Ground Water (ft., btoc) 11/11-12/2013	Ground-Water Elevation (ft., NGVD) 11/11-12/2013
MW-1B	893.5	-	884.5	fine sandy silt to silty fine sand	915.95	not measured		29.65	886.30	23.93	892.02	24.97	890.98
MW-21	885.9	-	875.9	clayey silt to silty clay	905.70	not measured		dry		dry		dry	
MW-22	875.3	-	865.3	silty clay and clayey silt	894.23	not measured		22.52	871.71	18.35	875.88	19.71	874.52
MW-24	874.8	-	864.8	silty clay to clayey silt	897.31	not measured		damaged		damaged		damaged	
MW-25	875.1	-	865.1	silty clay to clayey silt	895.05	not measured		dry		27.87	867.18	29.20	865.85
MW-26	893.5	-	883.5	clayey silt	904.99	not measured		15.48	889.51	9.30	895.69	10.76	894.23
DW-1B	843.8	-	833.8	bedrock	915.50	not measured		not measured		39.85	875.65	not measured-could not locate	
MW-101	895.6	-	885.6	silty fine sand	912.55	not measured		20.21	892.34	14.68	897.87	15.95	896.60
MW-102	892.4	-	883.4	silty fine sand and PWR	915.19	not measured		26.46	888.73	22.59	892.60	23.95	891.24
MW-104A	868.3		858.8	silty very fine sand	898.00	not measured		17.35	880.65	12.82	885.18	13.53	884.47
MW-104D	829.9	-	819.9	bedrock	901.59	not measured		20.91	880.68	16.52	885.07	17.21	884.38
MW-105	887.7		878.7	silty fine to medium sand	904.55	not measured		17.11	887.44	12.15	892.40	14.65	889.90
MW-106D	816.1	-	807.1	bedrock	878.60	not measured		28.49	850.11	26.85	851.75	26.97	851.63
MW-107D	817.5		808.0	bedrock	857.14	not measured		24.23	832.91	20.49	836.65	21.54	835.60
MW-108	875.8	-	866.8	silty fine sand	901.91	not measured		25.24	876.67	18.91	883.00	20.85	881.06
MW-109	872.1	-	863.1	silty fine sand with brick fragments (fill)	895.90	not measured		20.41	875.49	13.63	882.27	15.76	880.14
MW-110	831.9	-	822.9	bedrock	900.52	not measured		31.63	868.89	26.74	873.78	27.59	872.93
MW-111	864.3	-	855.3	silty sand and PWR	900.10	not measured		24.53	875.57	18.74	881.36	20.29	879.81
MW-112	890.7	-	881.7	silty very fine sand	904.90	not measured		20.12	884.78	12.43	892.47	15.23	889.67
MW-113	866.2	-	857.2	sandy clayey silt	900.06	not measured		32.19	867.87	28.53	871.53	29.64	870.42
MW-114	856.8	-	847.8	silty clayey fine sand to silty fine sand	892.96	not measured		29.20	863.76	26.21	866.75	26.74	866.22
MW-115	880.5	-	871.5	silty sand with concrete fragments (fill)	893.40	not measured		18.46	874.94	13.22	880.18	14.85	878.55
MW-116	881.8	-	872.8	fine sand	905.62	not measured		32.83	872.79	29.25	876.37	29.41	876.21
MW-117	878.1	-	868.1	very sandy silt to very silty fine sand	892.42	not measured		15.54	876.88	12.40	880.02	13.16	879.26
MW-119	853.3	-	838.3	PWR and bedrock	892.16	not installed		42.28	849.88	42.19	849.97	41.51	850.65
MW-120	836.1	-	826.1	bedrock	892.44	not installed		45.47	846.97	45.19	847.25	44.75	847.69
MW-121	854.9	-	844.9	bedrock	879.45	not installed		17.66	861.79	16.35	863.10	16.69	862.76
TW-1	878.3	-	868.3	sandy silt	893.00	16.00	877.00	17.44	875.56	13.86	879.14	15.05	877.95
TW-2	878.5	-	868.5	sandy silt	897.89	22.44	875.45	24.90	872.99	20.48	877.41	21.71	876.18
TW-3	867.5	-	857.5	sandy silt	897.44	26.85	870.59	29.85	867.59	25.21	872.23	25.89	871.55
TW-4	875.4	-	865.4	sandy silt	899.36	27.70	871.66	30.65	868.71	27.14	872.22	26.95	872.41
TW-5	869.0	-	859.0	silty sand	891.90	22.57	869.33	25.28	866.62	21.61	870.29	21.71	870.19
TW-6	878.1	-	868.1	silty sand to sandy silt	908.34	25.71	882.63	29.19	879.15	23.11	885.23	24.17	884.17
TW-7	877.1	-	867.1	clay to silty fine sand	899.22	21.48	877.74	24.59	874.63	18.97	880.25	20.01	879.21
TW-8	880.3	-	870.3	silty sand to sandy silt	900.36	19.98	880.38	23.66	876.70	17.21	883.15	18.85	881.51
TW-9	876.3	-	866.3	silt to sandy silt	901.56	21.49	880.07	24.68	876.88	18.2	883.36	20.15	881.41
TW-10	876.4	-	866.4	sandy silt	896.56	18.35	878.21	21.42	875.14	15.36	881.20	17.45	879.11
TW-11	882.9	-	872.9	sandy silty with rock fragments	918.08	30.75	887.33	33.71	884.37	29.85	888.23	29.58	888.50
TW-12	893.8	-	883.8	silty sand with quartz fragments	929.03	34.80	894.23	37.52	891.51	33.51	895.52	32.99	896.04
OW-1	878.7	-	858.7	silt to partially weathered rock	901.13	not installed				19.97	881.16	19.80	881.33
OW-2	878.5	-	858.5	silt with quartz veins to partially weathered rock	901.14					20.47	880.67	20.37	880.77
OW-3	878.6	-	858.6	silt with quartz veins to partially weathered rock	901.47					20.83	880.64	20.7	880.77

Surface Water Location	Screened Interval (ft NGVD)	Lithology Screened	Top of Staff Gauge Elevation (ft., NGVD)	Depth to Surface Water (ft., btoc) May 30-31, 2012	Surface Water Elevation (ft., NGVD) June 2012	Depth to Surface Water (ft., btoc) 12/7/2012	Surface Water Elevation (ft., NGVD) 12/7/2012	Depth to Surface Water (ft., btoc) 5/30/2013	Surface Water Elevation (ft., NGVD) 5/30/2013	Depth to Surface Water (ft., btoc) 11/19/2013	Surface Water Elevation (ft., NGVD) 11/19/2013
Upstream Staff Gauge@ MW-106D/MW-121[1] [Staff Gauge #1]	NA	un-named stream on CSX	865.80	not measured		3.02	860.01	3.11	862.69	3.86	861.94
Downstream Staff Gauge at railroad culvert [1] [Staff Gauge #2]	NA		858.90	not measured		7.96	850.66	8.05	850.85	7.90	851.00
Downstream Staff Gauge at at well MW-119/MW-120[1] [Staff Gauge #3]	NA		841.55	not installed				2.5	839.05	2.21	839.34
Downstream Staff Gauge at well MW-107D[1] [Staff Gauge #4]	NA		837.66					1.64	836.02	1.15	836.51

TABLE 2: SUMMARY OF GROUNDWATER ELEVATIONS

Well Number	Screened Interval (ft NGVD)			Lithology Screened	Top of Casing Elevation (ft., NGVD)	Depth to Ground Water (ft., btoc) 5/12/2014	Ground-Water Elevation (ft., NGVD) 5/12/2014	Depth to Ground Water (ft., btoc) 11/10/2014	Ground-Water Elevation (ft., NGVD) 11/10/2014	Depth to Ground Water (ft., btoc) 5/26-5/27/2015	Ground-Water Elevation (ft., NGVD) 5/26-5/27/2015	Depth to Ground Water (ft., btoc) 11/9/2015	Ground-Water Elevation (ft., NGVD) 11/9/2015
MW-1B	893.5	-	884.5	fine sandy silt to silty fine sand	915.95	22.40	893.55	26.37	889.58	22.96	892.99	23.88	892.07
MW-21	885.9	-	875.9	clayey silt to silty clay	905.70	23.78	881.92	dry		26.01	879.69	dry	
MW-22	875.3	-	865.3	silty clay and clayey silt	894.23	17.40	876.83	20.40	873.83	19.10	875.13	18.33	875.90
MW-24	874.8	-	864.8	silty clay to clayey silt	897.31	damaged		damaged		damaged		destroyed	
MW-25	875.1	-	865.1	silty clay to clayey silt	895.05	could not locate-not measured		28.35	866.70	26.54	868.51	27.99	867.06
MW-26	893.5	-	883.5	clayey silt	904.99	8.13	896.86	12.42	892.57	9.94	895.05	9.69	895.30
DW-1B	843.8	-	833.8	bedrock	915.50	could not locate-not measured		40.04	875.46	38.16	877.34	39.35	876.15
MW-101	895.6	-	885.6	silty fine sand	912.55	13.75	898.80	17.42	895.13	15.23	897.32	14.78	897.77
MW-102	892.4	-	883.4	silty fine sand and PWR	915.19	22.03	893.16	25.08	890.11	23.23	891.96	23.63	891.56
MW-104A	868.3		858.8	silty very fine sand	898.00	12.08	885.92	14.85	883.15	13.24	884.76	13.31	884.69
MW-104D	829.9	-	819.9	bedrock	901.59	15.79	885.80	18.76	882.83	16.94	884.65	16.93	884.66
MW-105	887.7		878.7	silty fine to medium sand	904.55	11.63	892.92	15.38	889.17	12.81	891.74	13.53	891.02
MW-106D	816.1	-	807.1	bedrock	878.60	26.07	852.53	27.42	851.18	25.27	853.33	25.18	853.42
MW-107D	817.5		808.0	bedrock	857.14	19.74	837.40	22.48	834.66	21.62	835.52	21.73	835.41
MW-108	875.8	-	866.8	silty fine sand	901.91	18.03	883.88	22.09	879.82	19.30	882.61	20.49	881.42
MW-109	872.1	-	863.1	silty fine sand with brick fragments (fill)	895.90	12.88	883.02	17.11	878.79	14.25	881.65	14.70	881.20
MW-110	831.9	-	822.9	bedrock	900.52	25.32	875.20	28.76	871.76	26.84	873.68	27.58	872.94
MW-111	864.3	-	855.3	silty sand and PWR	900.10	17.52	882.58	21.46	878.64	18.86	881.24	20.58	879.52
MW-112	890.7	-	881.7	silty very fine sand	904.90	10.98	893.92	17.16	887.74	14.01	890.89	14.48	890.42
MW-113	866.2	-	857.2	sandy clayey silt	900.06	27.24	872.82	30.30	869.76	27.68	872.38	27.83	872.23
MW-114	856.8	-	847.8	silty clayey fine sand to silty fine sand	892.96	24.45	868.51	27.06	865.90	25.18	867.78	25.75	867.21
MW-115	880.5	-	871.5	silty sand with concrete fragments (fill)	893.40	12.11	881.29	15.91	877.49	13.30	880.10	14.14	879.26
MW-116	881.8	-	872.8	fine sand	905.62	25.33	880.29	29.95	875.67	29.05	876.57	30.84	874.78
MW-117	878.1	-	868.1	very sandy silt to very silty fine sand	892.42	10.91	881.51	13.81	878.61	12.08	880.34	13.09	879.33
MW-119	853.3	-	838.3	PWR and bedrock	892.16	41.21	850.95	42.68	849.48	42.31	849.85	41.60	850.56
MW-120	836.1	-	826.1	bedrock	892.44	44.45	847.99	45.12	847.32	44.62	847.82	44.08	848.36
MW-121	854.9	-	844.9	bedrock	879.45	16.31	863.14	17.19	862.26	16.38	863.07	14.41	865.04
TW-1	878.3	-	868.3	sandy silt	893.00	13.05	879.95	15.69	877.31	14.93	878.07	14.13	878.87
TW-2	878.5	-	868.5	sandy silt	897.89	18.93	878.96	22.48	875.41	21.10	876.79	21.30	876.59
TW-3	867.5	-	857.5	sandy silt	897.44	22.52	874.92	26.51	870.93	24.61	872.83	25.45	871.99
TW-4	875.4	-	865.4	sandy silt	899.36	23.61	875.75	27.05	872.31	26.25	873.11	27.42	871.94
TW-5	869.0	-	859.0	silty sand	891.90	18.06	873.84	21.91	869.99	22.03	869.87	21.89	870.01
TW-6	878.1	-	868.1	silty sand to sandy silt	908.34	20.50	887.84	25.53	882.81	22.79	885.55	24.91	883.43
TW-7	877.1	-	867.1	clay to silty fine sand	899.22	16.63	882.59	21.15	878.07	18.66	880.56	20.51	878.71
TW-8	880.3	-	870.3	silty sand to sandy silt	900.36	15.68	884.68	20.03	880.33	17.42	882.94	19.37	880.99
TW-9	876.3	-	866.3	silt to sandy silt	901.56	16.94	884.62	21.39	880.17	18.66	882.90	20.33	881.23
TW-10	876.4	-	866.4	sandy silt	896.56	14.19	882.37	18.62	877.94	16.79	879.77	17.40	879.16
TW-11	882.9	-	872.9	sandy silty with rock fragments	918.08	26.93	891.15	30.41	887.67	29.77	888.31	30.84	887.24
TW-12	893.8	-	883.8	silty sand with quartz fragments	929.03	30.75	898.28	34.25	894.78	33.65	895.38	34.13	894.90
OW-1	878.7	-	858.7	silt to partially weathered rock	901.13	16.98	884.15	21.20	879.93	18.66	882.47	20.45	880.68
OW-2	878.5	-	858.5	silt with quartz veins to partially weathered rock	901.14	17.52	883.62	21.70	879.44	19.10	882.04	20.80	880.34
OW-3	878.6	-	858.6	silt with quartz veins to partially weathered rock	901.47	17.74	883.73	22.00	879.47	19.39	882.08	21.32	880.15

Surface Water Location	Screened Interval (ft NGVD)	Lithology Screened	Top of Staff Gauge Elevation (ft., NGVD)	Depth to Surface Water (ft., btoc) 5/20/2014	Surface Water Elevation (ft., NGVD) 5/20/2014	Depth to Surface Water (ft., btoc) 11/19/2014	Surface Water Elevation (ft., NGVD) 11/19/2014	Depth to Surface Water (ft., btoc) 5/29/2015	Surface Water Elevation (ft., NGVD) 5/29/2015	Depth to Surface Water (ft., btoc) 11/9/2015	Surface Water Elevation (ft., NGVD) 11/9/2015
Upstream Staff Gauge@ MW-106D/MW-121[(1)] [Staff Gauge #1]	NA	un-named stream on CSX	865.80	3.06	862.74	3.14	862.66	3.05	862.75	3.06	862.74
Downstream Staff Gauge at railroad culvert [(1)] [Staff Gauge #2]	NA		858.90	8.03	850.87	8.02	850.88	8.07	850.83	7.59	851.31
Downstream Staff Gauge at at well MW-119/MW-120[(1)] [Staff Gauge #3]	NA		841.55	2.35	839.20	2.65	838.90	1.78	839.77	1.41	840.14
Downstream Staff Gauge at well MW-107D[(1)] [Staff Gauge #4]	NA		837.66	1.25	836.41	1.52	836.14	1.44	836.22	1.31	836.35

TABLE 2: SUMMARY OF GROUNDWATER ELEVATIONS

Well Number	Screened Interval (ft NGVD)			Lithology Screened	Top of Casing Elevation (ft., NGVD)	Depth to Ground Water (ft., btoc) 5/31/2016	Ground-Water Elevation (ft., NGVD) 5/31/2016	Depth to Ground Water (ft., btoc) 11/7/2016	Ground-Water Elevation (ft., NGVD) 11/7/2016	Depth to Ground Water (ft., btoc) 5/1/2017	Ground-Water Elevation (ft., NGVD) 5/1/2017	Depth to Ground Water (ft., btoc) 10/30/2017	Ground-Water Elevation (ft., NGVD) 10/30/2017
MW-1B	893.5	-	884.5	fine sandy silt to silty fine sand	915.95	22.55	893.40	26.62	889.33	24.94	891.01	25.40	890.55
MW-21	885.9	-	875.9	clayey silt to silty clay	905.70	23.61	882.09	dry		25.75	879.95	dry	
MW-22	875.3	-	865.3	silty clay and clayey silt	894.23	17.39	876.84	21.23	873.00	18.82	875.41	19.96	874.27
MW-24	874.8	-	864.8	silty clay to clayey silt	897.31	destroyed		destroyed		destroyed		destroyed	
MW-25	875.1	-	865.1	silty clay to clayey silt	895.05	24.60	870.45	28.53	866.52	28.25	866.80	29.08	865.97
MW-26	893.5	-	883.5	clayey silt	904.99	8.84	896.15	13.57	891.42	10.75	894.24	11.88	893.11
DW-1B	843.8	-	833.8	bedrock	915.50	34.80	880.70	40.47	875.03	40.76	874.74	41.28	874.22
MW-101	895.6	-	885.6	silty fine sand	912.55	14.31	898.24	18.21	894.34	16.01	896.54	16.87	895.68
MW-102	892.4	-	883.4	silty fine sand and PWR	915.19	22.69	892.50	26.06	889.13	23.85	891.34	24.58	890.61
MW-104A	868.3		858.8	silty very fine sand	898.00	12.63	885.37	16.00	882.00	14.92	883.08	14.37	883.63
MW-104D	829.9	-	819.9	bedrock	901.59	16.53	885.06	19.67	881.92	18.26	883.33	17.94	883.65
MW-105	887.7		878.7	silty fine to medium sand	904.55	12.45	892.10	15.75	888.80	13.43	891.12	14.75	889.80
MW-106D	816.1	-	807.1	bedrock	878.60	25.60	853.00	27.16	851.44	27.09	851.51	34.35	844.25
MW-107D	817.5		808.0	bedrock	857.14	20.34	836.80	23.35	833.79	20.63	836.51	22.64	834.50
MW-108	875.8	-	866.8	silty fine sand	901.91	18.58	883.33	22.13	879.78	20.42	881.49	21.67	880.24
MW-109	872.1	-	863.1	silty fine sand with brick fragments (fill)	895.90	13.32	882.58	17.75	878.15	15.23	880.67	16.75	879.15
MW-110	831.9	-	822.9	bedrock	900.52	25.80	874.72	29.49	871.03	28.74	871.78	30.59	869.93
MW-111	864.3	-	855.3	silty sand and PWR	900.10	17.85	882.25	22.08	878.02	20.06	880.04	21.18	878.92
MW-112	890.7	-	881.7	silty very fine sand	904.90	12.52	892.38	18.36	886.54	15.12	889.78	16.66	888.24
MW-113	866.2	-	857.2	sandy clayey silt	900.06	27.34	872.72	30.80	869.26	28.78	871.28	29.95	870.11
MW-114	856.8	-	847.8	silty clayey fine sand to silty fine sand	892.96	23.96	869.00	27.05	865.91	26.51	866.45	22.17	870.79
MW-115	880.5	-	871.5	silty sand with concrete fragments (fill)	893.40	12.66	880.74	16.58	876.82	14.33	879.07	15.39	878.01
MW-116	881.8	-	872.8	fine sand	905.62	23.57	882.05	30.16	875.46	31.05	874.57	31.28	874.34
MW-117	878.1	-	868.1	very sandy silt to very silty fine sand	892.42	10.98	881.44	14.42	878.00	12.94	879.48	13.71	878.71
MW-119	853.3	-	838.3	PWR and bedrock	892.16	41.13	851.03	42.78	849.38	42.66	849.50	42.72	849.44
MW-120	836.1	-	826.1	bedrock	892.44	44.20	848.24	45.30	847.14	45.21	847.23	45.24	847.20
MW-121	854.9	-	844.9	bedrock	879.45	16.80	862.65	17.90	861.55	16.46	862.99	17.43	862.02
TW-1	878.3	-	868.3	sandy silt	893.00	13.23	879.77	16.51	876.49	14.33	878.67	15.15	877.85
TW-2	878.5	-	868.5	sandy silt	897.89	18.94	878.95	23.35	874.54	20.91	876.98	22.13	875.76
TW-3	867.5	-	857.5	sandy silt	897.44	22.01	875.43	27.12	870.32	25.51	871.93	26.79	870.65
TW-4	875.4	-	865.4	sandy silt	899.36	21.96	877.40	27.28	872.08	27.65	871.71	28.49	870.87
TW-5	869.0	-	859.0	silty sand	891.90	20.11	871.79	22.00	869.90	22.23	869.67	22.94	868.96
TW-6	878.1	-	868.1	silty sand to sandy silt	908.34	20.63	887.71	26.33	882.01	24.60	883.74	25.44	882.90
TW-7	877.1	-	867.1	clay to silty fine sand	899.22	16.63	882.59	21.89	877.33	20.51	878.71	21.34	877.88
TW-8	880.3	-	870.3	silty sand to sandy silt	900.36	16.09	884.27	20.85	879.51	18.80	881.56	19.95	880.41
TW-9	876.3	-	866.3	silt to sandy silt	901.56	17.63	883.93	22.20	879.36	19.90	881.66	21.14	880.42
TW-10	876.4	-	866.4	sandy silt	896.56	15.02	881.54	19.34	877.22	16.90	879.66	18.30	878.26
TW-11	882.9	-	872.9	sandy silty with rock fragments	918.08	26.02	892.06	31.12	886.96	30.20	887.88	31.13	886.95
TW-12	893.8	-	883.8	silty sand with quartz fragments	929.03	29.52	899.51	35.00	894.03	34.27	894.76	34.65	894.38
OW-1	878.7	-	858.7	silt to partially weathered rock	901.13	17.41	883.72	21.97	879.16	19.95	881.18	21.13	880.00
OW-2	878.5	-	858.5	silt with quartz veins to partially weathered rock	901.14	17.88	883.26	22.45	878.69	20.38	880.76	21.49	879.65
OW-3	878.6	-	858.6	silt with quartz veins to partially weathered rock	901.47	18.12	883.35	22.81	878.66	20.75	880.72	21.87	879.60

Surface Water Location	Screened Interval (ft NGVD)	Lithology Screened	Top of Staff Gauge Elevation (ft., NGVD)	Depth to Surface Water (ft., btoc) 6/1/2016	Surface Water Elevation (ft., NGVD) 6/1/2016	Depth to Surface Water (ft., btoc) 11/7/2016	Surface Water Elevation (ft., NGVD) 11/7/2016	Depth to Surface Water (ft., btoc) 5/2/2016	Surface Water Elevation (ft., NGVD) 5/2/2016	Depth to Surface Water (ft., btoc) 10/31/2017	Surface Water Elevation (ft., NGVD) 10/31/2017
Upstream Staff Gauge@ MW-106D/MW-121[(1)] [Staff Gauge #1]	NA	un-named stream on CSX	865.80	3.08	862.72	3.06	862.74	3.15	862.65	3.11	862.69
Downstream Staff Gauge at railroad culvert [(1)] [Staff Gauge #2]	NA		858.90	8.02	850.88	7.80	851.10	8.00	850.90	7.98	850.92
Downstream Staff Gauge at at well MW-119/MW-120[(1)] [Staff Gauge #3]	NA		841.55	1.88	839.67	1.75	839.80	1.91	839.64	1.98	839.57
Downstream Staff Gauge at well MW-107D[(1)] [Staff Gauge #4]	NA		837.66	1.43	836.23	1.31	836.35	1.60	836.06	1.60	836.06

Notes:

ft. = feet
NGVD = National Geodetic Vertical Datum
Monitoring wells MW-1, MW-1A, MW-2 through MW-15, MW-18, MW-19, MW-20,
MW-23, MW-27, DW-1A, DW-2A, DW-2B, MW-103A, MW-103D, MW-104, and MW-118 have been abandoned.
Monitoring wells MW-7, MW-103, MW-106 and MW-107 were not installed.
Monitoring wells MW-5, MW-10, MW-16 and MW-17 could not be located and assumed to have been destroyed.
(1) new staff gauges installed and surveyed on 5/24/2013
(2) Monitoring wells MW-106D, MW-107D, MW-119, MW-120, and MW-121 were remeasured on 5/30/2013 when new staff gauges were surveyed and measured.
2013 Groundwater levels in OW-1, OW-2, and OW-3 were measured on 4/15/2013 and 10/19/2013 as part of the quarterly EHC-M pilot test study (shown under 5/20/2013 and 11/11-12/2013, respectively)

Prepared by: MHA 1/8/2018
Checked by: RNQ 2/8/2018

TABLE 3: SUMMARY OF GROUNDWATER ANALYTICAL RESULTS

Well Number	*Type 1 RRS*	**TW-1**	**TW-1**	**TW-1**	**TW-1**	**TW-1**	**TW-1**	**TW-1**	**TW-1**	**TW-1**	**TW-1**	**TW-1**
Sample Date	*Concentrations*	**11/1/2017**	**5/3/2017**	**11/9/2016**	**6/2/2016**	**11/11/2015**	**5/28/2015**	**11/12/2014**	**5/14/2014**	**11/13/2013**	**05/29/2013**	**05/30/2012**
Metals mg/L												
Total Arsenic	0.01	< 0.005	< 0.005	<0.005	<0.005	<0.005	<0.005	<0.005	<0.005	<0.005	<0.005	<0.005
Total Copper	1.3	< 0.002	< 0.002	**0.00259**	<0.002	**0.00499**	**0.00288**	**0.00495**	**0.00312**	**0.00247**	**0.0132**	<0.002
Total Lead	0.015	< 0.001	< 0.001	<0.001	<0.001	**0.00302**	**0.00193**	**0.00102**	**0.00119**	<0.001	**0.0118**	<0.001
Total Zinc	2	**0.296**	**0.487**	**0.303**	**0.34**	**0.119**	**0.224**	**0.319**	**0.300**	**0.361**	**0.373**	**0.178**
Dissolved Arsenic	0.01	< 0.005	< 0.005	<0.005	<0.005	<0.005	<0.005	<0.005	<0.005	<0.005	<0.005	<0.005
Dissolved Copper	1.3	< 0.002	< 0.002	<0.002	<0.002	<0.002	<0.002	**0.0027**	<0.002	<0.002	<0.002	<0.002
Dissolved Lead	0.015	< 0.001	< 0.001	<0.001	<0.001	<0.001	<0.001	<0.001	<0.001	<0.001	<0.001	<0.001
Dissolved Zinc	2	**0.276**	**0.267**	**0.282**	**0.265**	**0.105**	**0.202**	**0.283**	**0.270**	**0.318**	**0.333**	**0.180**
Total of Total Metals Concentrations		0.296	0.487	0.30559	0.34	0.12701	0.22881	0.32497	0.30431	0.36347	0.398	0.178
Total of Dissolved Metals Concentrations		0.276	0.267	0.282	0.265	0.105	0.202	0.2857	0.27	0.318	0.333	0.180
Inorganics mg/L												
Nitrate	10 (NR)	<0.25	<0.25	<0.25	<0.25	<0.25	<0.25	<0.25	<0.25	<0.25	**0.29**	<0.25
Sulfate	250 (NR)	**51**	**59**	**57**	**62**	**31**	**60**	**46**	**63**	**54**	**61**	**60**
Organochlorine Pesticides mg/L												
4,4´-DDD	0.0001	**0.00057**	**0.00083**	**0.0007**	**0.0012**	**0.0014**	**0.002**	**0.00087**	**0.00054**	**0.00040**	**0.00059**	**0.00042**
4,4´-DDE	0.0001	**0.00071**	**0.0008**	**0.0008**	**0.00072**	**0.0014**	**0.0019**	**0.0031**	**0.0019**	**0.0013**	**0.0047**	**0.00050**
4,4´-DDT	0.0001	**0.00048**	**0.00045**	**0.00042**	**0.00015**	**0.0017**	**0.0017**	**0.0052**	**0.0043**	**0.0025**	**0.0037**	**0.00049**
alpha-BHC	0.00005(DL)	**0.00011**	**0.00037**	<0.0005	**0.00033**	**0.0015**	**0.00053**	**0.0002**	**0.0015**	**0.00041**	**0.00043**	**0.0037**
alpha-Chlordane	0.002	<0.00005	<0.00005	<0.00005	<0.00005	<0.00005	<0.00005	<0.00005	<0.00005	<0.00005	<0.00005	<0.00005
beta-BHC	0.00005(DL)	**0.00067**	**0.0025**	**0.00033**	**0.0042**	**0.033**	**0.0061**	**0.0041**	**0.018**	**0.0081**	**0.0200**	**0.0087**
delta-BHC	0.00005(DL)	**0.00011**	**0.0003**	**0.000061**	**0.00031**	**0.0014**	**0.00056**	**0.00023**	**0.0016**	**0.00056**	**0.0013**	**0.00047**
Dieldrin	0.0001(DL)	<0.0001	<0.0001	<0.0001	<0.0001	**0.00016**	<0.0001	<0.0001	<0.0001	**0.0017**	<0.0001	<0.0001
gamma-BHC	0.0002	<0.00005	**0.00037**	<0.00005	**0.0003**	**0.00074**	**0.00033**	**0.00016**	**0.00076**	**0.00025**	**0.00026**	**0.00030**
gamma-Chlordane	0.002	<0.00005	<0.00005	<0.00005	<0.00005	<0.00005	<0.00005	<0.00005	<0.00005	<0.00005	<0.00005	<0.00005
Heptachlor	0.0004	<0.00005	<0.00005	<0.00005	<0.00005	<0.00005	<0.00005	<0.00005	<0.00005	<0.00005	<0.00005	<0.00005
Methoxychlor	0.04	<0.0005	<0.0005	<0.0005	<0.0005	<0.0005	<0.0005	<0.0005	<0.0005	<0.0005	<0.0005	<0.0005
Toxaphene	0.003	<0.003	<0.003	<0.003	<0.003	<0.005	<0.005	<0.005	**0.0056**	<0.005	<0.005	<0.005
Total Pesticides		0.00265	0.00562	0.00231	0.00721	0.04130	0.01312	0.01386	0.03420	0.01522	0.03098	0.01452
pH (std units)		6.14	6.25	6.0	5.96	6.41	6.01	5.81	5.73	5.92	5.6	6.19
Specific Conductance (mS/cm)		0.222	0.337	0.361	0.247	0.451	0.283	0.449	0.416	0.445	0.383	0.36
Turbidity (NTUs)		9.2	9.61	21.4	9.5	>100	9.79	10.7	2	9.81	48.1	0.75
DO (mg/L)		0.14	0.92	1.06	0.0	1.03	0.3	0.95	1.84	1.09	10.15	
ORP (mV)		79	73	138	68	-5	59	-33	114	77	170	

TABLE 3: SUMMARY OF GROUNDWATER ANALYTICAL RESULTS

Well Number	*Type 1 RRS*	**TW-2**	**TW-2**	**TW-2**	**TW-2**	**TW-2**	**TW-2**	**TW-2**	**TW-2**	**TW-2**	**TW-2**	**TW-2**
Sample Date	*Concentrations*	**11/2/2017**	**5/4/2017**	**11/9/2016**	**6/2/2016**	**11/12/2015**	**5/28/2015**	**11/12/2014**	**5/14/2014**	**11/14/2013**	**05/29/2013**	**05/30/2012**
Metals mg/L												
Total Arsenic	0.01	<0.005	<0.005	<0.005	<0.005	<0.005	<0.005	<0.005	<0.005	<0.005	<0.005	<0.005
Total Copper	1.3	<0.002	<0.002	<0.002	<0.002	<0.002	<0.002	<0.002	<0.002	<0.002	**0.0137**	<0.002
Total Lead	0.015	<0.001	<0.001	<0.001	<0.001	<0.001	<0.001	<0.001	<0.001	<0.001	**0.00445**	<0.001
Total Zinc	2	<0.0100	<0.0100	<0.01	**0.0428**	<0.01	<0.01	<0.010	<0.010	**0.0102**	**0.0273**	**0.0109**
Dissolved Arsenic	0.01	<0.005	<0.005	<0.005	<0.005	<0.005	<0.005	<0.005	<0.005	<0.005	<0.005	<0.005
Dissolved Copper	1.3	<0.002	<0.002	<0.002	<0.002	<0.002	<0.002	<0.002	<0.002	<0.002	<0.002	<0.002
Dissolved Lead	0.015	<0.001	<0.001	<0.001	<0.001	<0.001	<0.001	<0.001	<0.001	<0.001	<0.001	<0.001
Dissolved Zinc	2	<0.0100	<0.0100	<0.01	<0.01	<0.01	<0.01	<0.010	<0.01	<0.01	<0.01	<0.01
Total of Total Metals Concentrations		BDL	BDL	BDL	0.0428	BDL	BDL	BDL	BDL	0.0102	0.04545	0.01091
Total of Dissolved Metals Concentrations		BDL	BDL	BDL	BDL	BDL	BDL	BDL	BDL	BDL	BDL	BDL
Inorganics mg/L												
Nitrate	10 (NR)	**5.9**	**5.8**	**5.5**	**4.6**	**4.8**	**4.3**	**3.5**	**4.1**	**5.6**	**4.6**	**4.3**
Sulfate	250 (NR)	**76**	**92**	**69**	**76**	**80**	**84**	**66**	**81**	**93**	**88**	**68**
Organochlorine Pesticides mg/L												
4,4´-DDD	0.0001	<0.0001	<0.0001	<0.0001	<0.0001	<0.0001	<0.0001	<0.0001	<0.0001	<0.0001	<0.0001	<0.0001
4,4´-DDE	0.0001	<0.0001	<0.0001	<0.0001	<0.0001	<0.0001	<0.0001	<0.0001	<0.0001	<0.0001	<0.0001	<0.0001
4,4´-DDT	0.0001	<0.0001	<0.0001	<0.0001	<0.0001	<0.0001	<0.0001	<0.0001	<0.0001	**0.0001**	<0.0001	<0.0001
alpha-BHC	0.00005(DL)	<0.00005	<0.00005	<0.00005	<0.00005	<0.00005	<0.00005	<0.00005	<0.00005	<0.00005	<0.00005	**0.000070**
alpha-Chlordane	0.002	<0.00005	<0.00005	<0.00005	<0.00005	<0.00005	<0.00005	<0.00005	<0.00005	<0.00005	<0.00005	<0.00005
beta-BHC	0.00005(DL)	<0.00005	<0.00005	<0.00005	<0.00005	<0.00005	<0.00005	<0.00005	<0.00005	<0.00005	<0.00005	**0.00014**
delta-BHC	0.00005(DL)	<0.00005	<0.00005	<0.00005	<0.00005	<0.00005	<0.00005	<0.00005	<0.00005	<0.00005	<0.00005	**0.000057**
Dieldrin	0.0001(DL)	<0.0001	<0.0001	<0.0001	<0.0001	<0.0001	<0.0001	<0.0001	<0.0001	**0.00044**	<0.0001	<0.0001
gamma-BHC	0.0002	<0.00005	<0.00005	<0.00005	<0.00005	<0.00005	<0.00005	<0.00005	<0.00005	<0.00005	<0.00005	<0.00005
gamma-Chlordane	0.002	<0.00005	<0.00005	<0.00005	<0.00005	<0.00005	<0.00005	<0.00005	<0.00005	<0.00005	<0.00005	<0.00005
Heptachlor	0.0004	<0.00005	<0.00005	<0.00005	<0.00005	<0.00005	<0.00005	<0.00005	<0.00005	<0.00005	<0.00005	<0.00005
Methoxychlor	0.04	<0.0005	<0.0005	<0.0005	<0.0005	<0.0005	<0.0005	<0.0005	<0.0005	<0.0005	<0.0005	<0.0005
Toxaphene	0.003	<0.003	<0.003	<0.003	<0.003	<0.005	<0.005	<0.005	<0.005	<0.005	<0.005	<0.005
Total Pesticides		BDL	BDL	BDL	BDL	BDL	BDL	BDL	BDL	0.00054	BDL	0.00026
pH (std units)		5.71	5.86	5.63	5.31	5.16	5.08	5.51	5.71	5.56	5.43	6.03
Specific Conductance (mS/cm)		0.232	0.349	0.342	0.249	0.415	0.27	0.412	0.356	0.405	0.386	0.38
Turbidity (NTUs)		1.7	0	2.8	1.4	0.3	0	1.5	8.5	9.89	9.8	2.27
DO (mg/L)		0.15	1.2	1.1	0.0	1.3	0.18	0.93	1.43	1.89	5.86	
ORP (mV)		231	186	179	213	182	193	-40	135	139	246	

TABLE 3: SUMMARY OF GROUNDWATER ANALYTICAL RESULTS

Well Number	*Type 1 RRS*	**TW-3**	**TW-3**	**TW-3**	**TW-3**	**TW-3**	**TW-3**	**TW-3**	**TW-3**	**TW-3**	**TW-3**	**TW-3**
Sample Date	*Concentrations*	**11/2/2017**	**5/4/2017**	**11/10/2016**	**6/3/2016**	**11/12/2015**	**6/5/2015**	**11/13/2014**	**5/15/2014**	**11/14/2013**	**05/30/2013**	**05/31/2012**
Metals mg/L												
Total Arsenic	0.01	<0.005	<0.005	<0.005	<0.005	<0.005	<0.005	<0.005	<0.005	<0.005	<0.005	<0.005
Total Copper	1.3	**0.525**	**0.839**	**0.893**	**1.03**	**0.624**	**0.884**	**0.820**	**0.695**	**0.933**	**1.12**	**1.09**
Total Lead	0.015	**0.00217**	**0.00262**	**0.0026**	**0.00297**	**0.00281**	**0.00544**	**0.00301**	**0.00407**	**0.00499**	**0.00466**	**0.00266**
Total Zinc	2	**1.3900**	**2.25**	**2.19**	**2.02**	**1.65**	**2.16**	**2.120**	**1.95**	**2.55**	**2.92**	**2.14**
Dissolved Arsenic	0.01	<0.005	<0.005	<0.005	<0.005	<0.005	<0.005	<0.005	<0.005	<0.005	<0.005	<0.005
Dissolved Copper	1.3	**0.506**	**0.669**	**0.68**	**0.611**	**0.646**	**0.724**	**0.842**	**0.672**	**0.845**	**1.05**	**1.01**
Dissolved Lead	0.015	**0.00203**	**0.00235**	**0.00204**	**0.00216**	**0.00238**	**0.00309**	**0.00308**	**0.00336**	**0.00334**	**0.00346**	**0.00175**
Dissolved Zinc	2	**1.34**	**1.61**	**1.94**	**1.39**	**1.67**	**2.08**	**2.19**	**1.9**	**2.04**	**2.74**	**2.00**
Total of Total Metals Concentrations		1.91717	3.09162	3.0856	3.05297	2.27681	3.04944	2.94301	2.64907	3.48799	4.04466	3.231657
Total of Dissolved Metals Concentrations		1.84803	2.28135	2.62204	2.00316	2.31838	2.80709	3.03508	2.57536	2.88834	3.79346	3.005752
Inorganics mg/L												
Nitrate	10 (NR)	**1.9**	**3.3**	**2.9**	<5	<12	**38**	**6.2**	**7.4**	**11**	**12**	**9.5**
Sulfate	250 (NR)	**530**	**630**	**610**	**520**	**600**	**530**	**600**	**600**	**640**	**600**	**550**
Organochlorine Pesticides mg/L												
4,4´-DDD	0.0001	<0.0001	<0.0001	<0.0001	<0.0001	<0.0001	<0.0001	<0.0001	<0.0001	<0.0001	<0.0001	<0.0001
4,4´-DDE	0.0001	<0.0001	<0.0001	<0.0001	<0.0001	<0.0001	<0.0001	<0.0001	<0.0001	<0.0001	<0.0001	<0.0001
4,4´-DDT	0.0001	<0.0001	<0.0001	<0.0001	<0.0001	<0.0001	<0.0001	<0.0001	<0.0001	<0.0001	<0.0001	<0.0001
alpha-BHC	0.00005(DL)	**0.0015**	**0.001500**	**0.0014**	**0.0032**	**0.0016**	**0.001200**	**0.000870**	**0.00095**	**0.00055**	**0.00049**	**0.00063**
alpha-Chlordane	0.002	<0.00005	<0.00005	<0.00005	<0.00005	<0.00005	<0.00005	<0.00005	<0.00005	<0.00005	<0.00005	<0.00005
beta-BHC	0.00005(DL)	**0.00120**	**0.00150**	**0.0015**	**0.0026**	**0.0015**	**0.00110**	**0.0011**	**0.0012**	**0.00072**	**0.00077**	**0.0010**
delta-BHC	0.00005(DL)	**0.000380**	**0.000390**	**0.00043**	**0.00095**	**0.00051**	**0.000410**	**0.000360**	**0.00040**	**0.00019**	**0.00017**	**0.00027**
Dieldrin	0.0001(DL)	<0.0001	<0.0001	<0.0001	<0.0001	<0.0001	<0.0001	<0.0001	<0.0001	<0.0001	<0.0001	<0.0001
gamma-BHC	0.0002	**0.00063**	**0.0006**	**0.00056**	**0.0013**	**0.00071**	**0.00051**	**0.00035**	**0.00042**	**0.00022**	**0.00021**	**0.00026**
gamma-Chlordane	0.002	<0.00005	<0.00005	<0.00005	<0.00005	<0.00005	<0.00005	<0.00005	<0.00005	<0.00005	<0.00005	<0.00005
Heptachlor	0.0004	<0.00005	<0.00005	<0.00005	<0.00005	<0.00005	<0.00005	<0.00005	<0.00005	<0.00005	<0.00005	<0.00005
Methoxychlor	0.04	<0.0005	<0.0005	<0.0005	<0.0005	<0.0005	<0.0005	<0.0005	<0.0005	<0.0005	<0.0005	<0.0005
Toxaphene	0.003	<0.003	<0.003	<0.003	<0.003	<0.005	<0.005	<0.005	<0.005	<0.005	<0.005	<0.005
Total Pesticides		0.00371	0.00399	0.00389	0.00805	0.00432	0.00322	0.00268	0.00297	0.00168	0.00164	0.00219
pH (std units)		3.92	3.78	3.87	3.78	3.6	2.49	3.69	4.03	3.75	3.9	4.33
Specific Conductance (mS/cm)		0.599	1.14	1.05	0.692	1.34	0.958	1.44	1.27	1.49	1.51	1.43
Turbidity (NTUs)		0.0	0	1.4	8.7	6	4.2	7.7	1.8	9.56	35.5	8.82
DO (mg/L)		0.02	0.8	1.3	0.0	0.84	0.54	1.88	2.17	0.63	1.38	
ORP (mV)		459	419	288	455	367	383	428	227	441	486	

TABLE 3: SUMMARY OF GROUNDWATER ANALYTICAL RESULTS

Well Number	*Type 1 RRS*	**TW-4**	**TW-4**	**TW-4**	**TW-4**	**TW-4**	**TW-4**	**TW-4**	**TW-4**	**TW-4**	**TW-4**	**TW-4**
Sample Date	*Concentrations*	**11/3/2017**	**5/4/2017**	**11/9/2016**	**6/3/2016**	**11/12/2015**	**5/29/2015**	**11/13/2014**	**5/15/2014**	**11/15/2013**	**05/30/2013**	**05/31/2012**
Metals mg/L												
Total Arsenic	0.01	<0.005	<0.005	<0.005	<0.005	<0.005	<0.005	<0.005	<0.005	<0.005	<0.005	<0.005
Total Copper	1.3	**0.185**	**0.186**	**0.166**	**0.167**	**0.134**	**0.149**	**0.166**	**0.166**	**0.234**	**0.127**	**0.139**
Total Lead	0.015	<0.001	<0.001	<0.001	<0.001	**0.00274**	**0.00349**	<0.001	<0.001	<0.001	**0.0116**	<0.001
Total Zinc	2	**0.897**	**0.85**	**0.804**	**0.896**	**0.626**	**0.793**	**0.884**	**0.968**	**1.27**	**0.847**	**0.902**
Dissolved Arsenic	0.01	<0.005	<0.005	<0.005	<0.005	<0.005	<0.005	<0.005	<0.005	<0.005	<0.005	<0.005
Dissolved Copper	1.3	**0.140**	**0.127**	**0.15**	**0.142**	**0.126**	**0.145**	**0.151**	**0.161**	**0.216**	**0.113**	**0.128**
Dissolved Lead	0.015	<0.001	<0.001	<0.001	<0.001	<0.001	<0.001	<0.001	<0.001	<0.001	<0.001	<0.001
Dissolved Zinc	2	**0.792**	**0.757**	**0.739**	**0.801**	**0.622**	**0.752**	**0.836**	**0.944**	**1.14**	**0.879**	**0.847**
Total of Total Metals Concentrations		1.082	1.038	0.97	1.063	0.76274	0.94549	1.05	1.134	1.504	0.9856	1.0416
Total of Dissolved Metals Concentrations		0.932	0.884	0.889	0.943	0.748	0.897	0.987	1.105	1.356	0.992	0.9745
Inorganics mg/L												
Nitrate	10 (NR)	**1.2**	**1.6**	**1.1**	**1.0**	**0.85**	**0.82**	**1.8**	**3.0**	**2.8**	**1.4**	<1.2
Sulfate	250 (NR)	**120**	**170**	**150**	**160**	**130**	**140**	**160**	**190**	**220**	**190**	**160**
Organochlorine Pesticides mg/L												
4,4´-DDD	0.0001	<0.0001	<0.0001	<0.0001	<0.0001	<0.0001	<0.0001	<0.0001	<0.0001	<0.0001	<0.0001	<0.0001
4,4´-DDE	0.0001	<0.0001	<0.0001	<0.0001	<0.0001	<0.0001	<0.0001	<0.0001	<0.0001	<0.0001	<0.0001	<0.0001
4,4´-DDT	0.0001	<0.0001	<0.0001	<0.0001	<0.0001	<0.0001	<0.0001	<0.0001	<0.0001	<0.0001	<0.0001	<0.0001
alpha-BHC	0.00005(DL)	<0.00005	<0.00005	<0.00005	<0.00005	<0.00005	<0.00005	<0.00005	<0.00005	<0.00005	**0.000093**	**0.00012**
alpha-Chlordane	0.002	<0.00005	<0.00005	<0.00005	<0.00005	<0.00005	<0.00005	<0.00005	<0.00005	<0.00005	<0.00005	<0.00005
beta-BHC	0.00005(DL)	**0.0030**	**0.0034**	**0.0059**	**0.0067**	**0.0086**	**0.0094**	**0.00062**	**0.0077**	**0.0091**	**0.0094**	**0.014**
delta-BHC	0.00005(DL)	<0.00005	<0.00005	<0.00005	<0.00005	**0.000085**	**0.00021**	**0.000083**	**0.00021**	**0.00026**	**0.00044**	**0.00092**
Dieldrin	0.0001(DL)	<0.0001	**0.00014**	<0.0001	**0.00019**	**0.00015**	**0.00013**	**0.00011**	**0.00017**	**0.00015**	**0.00026**	**0.00021**
gamma-BHC	0.0002	<0.00005	<0.00005	<0.00005	<0.00005	<0.00005	<0.00005	<0.00005	<0.00005	<0.00005	<0.00005	**0.00013**
gamma-Chlordane	0.002	<0.00005	<0.00005	<0.00005	<0.00005	<0.00005	<0.00005	<0.00005	<0.00005	<0.00005	<0.00005	<0.00005
Heptachlor	0.0004	<0.00005	<0.00005	<0.00005	<0.00005	<0.00005	<0.00005	<0.00005	<0.00005	<0.00005	<0.00005	<0.00005
Methoxychlor	0.04	<0.0005	<0.0005	<0.0005	<0.0005	<0.0005	<0.0005	<0.0005	<0.0005	<0.0005	<0.0005	<0.0005
Toxaphene	0.003	<0.003	<0.003	<0.003	<0.003	<0.005	<0.005	<0.005	<0.005	<0.005	<0.005	<0.005
Total Pesticides		0.00300	0.00354	0.00590	0.00689	0.00884	0.00974	0.00081	0.00808	0.00951	0.01019	0.01545
pH (std units)		4.37	4.24	4.3	4.33	4.18	4	4.07	4.24	4.34	4.84	4.62
Specific Conductance (mS/cm)		0.220	0.311	0.332	0.264	0.37	0.268	0.45	0.481	0.564	0.48	0.45
Turbidity (NTUs)		4.9	9.71	8.0	4.4	0.5	0	0.0	0.7	8.9	56.6	1.73
DO (mg/L)		0.69	1.39	1.6	0.0	1.41	1.17	2.79	4.01	2.24	6.03	
ORP (mV)		346	276	303	395	327	365	300	219	399	360	

TABLE 3: SUMMARY OF GROUNDWATER ANALYTICAL RESULTS

Well Number	*Type 1 RRS*	**TW-5**	**TW-5**	**TW-5**	**TW-5**	**TW-5**	**TW-5**	**TW-5**	**TW-5**	**TW-5**	**TW-5**	**TW-5**
Sample Date	*Concentrations*	**11/3/2017**	**5/5/2017**	**11/10/2016**	**6/3/2016**	**11/13/2015**	**6/1/2015**	**11/13/2014**	**05/21/2014**	**11/15/2013**	**05/29/2013**	**05/30/2012**
Metals mg/L												
Total Arsenic	0.01	<0.005	<0.005	<0.005	<0.005	<0.005	<0.005	<0.005	<0.005	**0.0125**	**0.0087**	<0.005
Total Copper	1.3	**1.30**	**1.57**	**1.8**	**0.903**	**1.05**	**1.5**	**1.40**	**1.48**	**1.71**	**1.58**	**0.865**
Total Lead	0.015	<0.001	**0.00106**	**0.00228**	<0.001	**0.0017**	**0.00149**	**0.0025**	**0.00198**	**0.0716**	**0.0257**	**0.0029**
Total Zinc	2	**13.1**	**14.7**	**16.7**	**7.41**	**8.49**	**33.6**	**17.4**	**14.5**	**18.9**	**11.6**	**13.7**
Dissolved Arsenic	0.01	<0.005	<0.005	<0.005	<0.005	<0.005	<0.005	<0.005	<0.005	<0.005	<0.005	<0.005
Dissolved Copper	1.3	**0.694**	**1.3**	**1.21**	**0.749**	**1.04**	**1.32**	**1.29**	**1.66**	**1.08**	**1.57**	**0.751**
Dissolved Lead	0.015	<0.001	<0.001	**0.00196**	<0.001	**0.00118**	**0.00106**	**0.00169**	**0.00228**	**0.00687**	**0.00276**	<0.001
Dissolved Zinc	2	**11.7**	**13.0**	**14.7**	**6.52**	**8.55**	**12.8**	**19.6**	**15.8**	**15.1**	**11.0**	**8.6**
Total of Total Metals Concentrations		14.4	16.27106	18.50228	8.313	9.5417	35.10149	18.8025	15.98198	20.6941	13.2144	14.5678
Total of Dissolved Metals Concentrations		12.394	14.3	15.91196	7.269	9.5912	14.1211	20.8917	17.46228	16.18687	12.57276	9.351
Inorganics mg/L												
Nitrate	10 (NR)	**23**	**23**	**23**	**19**	**23**	**28**	**29**	**37**	**26**	**31**	**30**
Sulfate	250 (NR)	**480**	**680**	**750**	**560**	**620**	**620**	**810**	**480**	**600**	**500**	**430**
Organochlorine Pesticides mg/L												
4,4´-DDD	0.0001	<0.0001	<0.0001	<0.0001	<0.0001	<0.0001	<0.0001	<0.0001	<0.0001	<0.0001	<0.0001	<0.0001
4,4´-DDE	0.0001	<0.0001	<0.0001	<0.0001	<0.0001	<0.0001	<0.0001	**0.0001**	<0.0001	<0.0001	<0.0001	<0.0001
4,4´-DDT	0.0001	<0.0001	<0.0001	<0.0001	<0.0001	<0.0001	<0.0001	**0.00021**	<0.0001	**0.00026**	<0.0001	<0.0001
alpha-BHC	0.00005(DL)	**0.000075**	**0.000089**	**0.000059**	**0.000086**	**0.00019**	**0.00020**	**0.00012**	**0.00011**	**0.000053**	**0.00011**	**0.00021**
alpha-Chlordane	0.002	<0.00005	<0.00005	<0.00005	<0.00005	<0.00005	<0.00005	<0.00005	<0.00005	<0.00005	<0.00005	<0.00005
beta-BHC	0.00005(DL)	**0.00068**	**0.00097**	**0.00081**	**0.0011**	**0.00082**	**0.001**	**0.001**	**0.00066**	**0.00049**	**0.00051**	**0.00042**
delta-BHC	0.00005(DL)	<0.00005	**0.000089**	<0.00005	**0.000064**	**0.00024**	**0.00017**	**0.000063**	**0.000083**	<0.00005	<0.00005	**0.00026**
Dieldrin	0.0001(DL)	<0.0001	<0.0001	<0.0001	<0.0001	<0.0001	<0.0001	<0.0001	<0.0001	<0.0001	<0.0001	<0.0001
gamma-BHC	0.0002	**0.000096**	**0.00013**	**0.000077**	**0.00011**	**0.00024**	**0.00027**	**0.00013**	**0.00011**	**0.00007**	**0.000098**	**0.00023**
gamma-Chlordane	0.002	<0.00005	<0.00005	<0.00005	<0.00005	<0.00005	<0.00005	<0.00005	<0.00005	<0.00005	<0.00005	<0.00005
Heptachlor	0.0004	<0.00005	<0.00005	<0.00005	<0.00005	<0.00005	<0.00005	<0.00005	<0.00005	<0.00005	<0.00005	<0.00005
Methoxychlor	0.04	<0.0005	<0.0005	<0.0005	<0.0005	<0.0005	<0.0005	<0.0005	<0.0005	<0.0005	<0.0005	<0.0005
Toxaphene	0.003	<0.003	<0.003	<0.003	<0.003	<0.005	<0.005	<0.005	<0.005	<0.005	<0.005	<0.005
Total Pesticides		0.00085	0.00128	0.00095	0.00136	0.00149	0.00137	0.00172	0.00096	0.00087	0.00072	0.00112
pH (std units)		4.05	3.92	4.02	3.88	4.23	4.78	3.92	4.13	4.12	4.36	5.35
Specific Conductance (mS/cm)		0.815	1.39	1.26	0.803	1.43	1.2	1.61	1.36	1.51	1.54	1.31
Turbidity (NTUs)		28.7	8.3	2.5	9.2	7.9	9.7	10.3	17.5	43	10.1	7.76
DO (mg/L)		0.02	1.2	1.2	0.0	0.88	0.2	2.02	3.84	0.69	1.73	
ORP (mV)		423	369	342	426	2.37	360	389	191	363	348	

TABLE 3: SUMMARY OF GROUNDWATER ANALYTICAL RESULTS

Well Number	*Type 1 RRS*	**TW-6**	**TW-6**	**TW-6**	**TW-6**	**TW-6**	**TW-6**	**TW-6**	**TW-6**	**TW-6**	**TW-6**	**TW-6**
Sample Date	*Concentrations*	**11/6/2017**	**5/5/2017**	**11/11/2016**	**6/6/2016**	**11/16/2015**	**6/1/2015**	**11/14/2014**	**5/21/2014**	**11/18/2013**	**05/29/2013**	**05/30/2012**
Metals mg/L												
Total Arsenic	0.01	<0.005	<0.005	<0.005	<0.005	**0.00587**	**0.00731**	<0.005	<0.005	<0.005	**0.00821**	<0.005
Total Copper	1.3	**0.123**	**0.544**	**0.0917**	**0.0811**	**0.643**	**1.08**	**0.0656**	**0.380**	**0.111**	**0.917**	**0.195**
Total Lead	0.015	<0.001	<0.001	<0.001	<0.001	<0.001	<0.001	<0.001	<0.001	**0.00158**	**0.00115**	<0.001
Total Zinc	2	**0.604**	**25.7**	**0.316**	**0.587**	**35.7**	**125.0**	**0.375**	**14.9**	**0.55**	**40.6**	**0.790**
Dissolved Arsenic	0.01	<0.005	<0.005	<0.005	<0.005	<0.005	**0.00612**	<0.005	<0.005	<0.005	**0.00799**	<0.005
Dissolved Copper	1.3	**0.0840**	**0.404**	**0.0786**	**0.0751**	**0.556**	**0.941**	**0.079**	**0.401**	**0.0907**	**0.987**	**0.163**
Dissolved Lead	0.015	<0.001	<0.001	<0.001	<0.001	<0.001	<0.001	<0.001	<0.001	<0.001	<0.001	<0.001
Dissolved Zinc	2	**0.550**	**23.3**	**0.307**	**0.581**	**29.3**	**37.3**	**0.456**	**15.6**	**0.460**	**40.90**	**0.788**
Total of Total Metals Concentrations		0.727	26.244	0.4077	0.6681	36.34887	126.08731	0.4406	15.28	0.66258	41.52636	0.9853
Total of Dissolved Metals Concentrations		0.634	23.704	0.3856	0.6561	29.856	38.24712	0.535	16.001	0.5507	41.89499	0.9504
Inorganics mg/L												
Nitrate	10 (NR)	**34**	**36**	**30**	**14**	**19**	**28**	**8.5**	**27**	**17**	**25**	**74**
Sulfate	250 (NR)	**260**	**720**	**210**	**240**	**1900**	**670**	**230**	**460**	**260**	**960**	**440**
Organochlorine Pesticides mg/L												
4,4´-DDD	0.0001	<0.0001	<0.0001	<0.0001	<0.0001	<0.0001	<0.0001	<0.0001	<0.0001	<0.0001	<0.0001	<0.0001
4,4´-DDE	0.0001	<0.0001	<0.0001	<0.0001	<0.0001	<0.0001	<0.0001	<0.0001	<0.0001	<0.0001	<0.0001	<0.0001
4,4´-DDT	0.0001	<0.0001	<0.0001	<0.0001	<0.0001	<0.0001	<0.0001	<0.0001	<0.0001	<0.0001	<0.0001	<0.0001
alpha-BHC	0.00005(DL)	**0.000088**	**0.0027**	<0.00005	<0.00005	**0.0021**	**0.0018**	<0.00005	**0.00059**	<0.00005	**0.0029**	**0.00013**
alpha-Chlordane	0.002	<0.00005	<0.00005	<0.00005	<0.00005	<0.00005	<0.00005	<0.00005	<0.00005	<0.00005	<0.00005	<0.00005
beta-BHC	0.00005(DL)	**0.00074**	**0.0019**	**0.00088**	**0.0011**	**0.0015**	**0.0019**	**0.0013**	**0.00012**	**0.00098**	**0.0021**	**0.0011**
delta-BHC	0.00005(DL)	<0.00005	**0.00045**	<0.00005	<0.00005	**0.00041**	**0.00057**	<0.00005	**0.00019**	<0.00005	**0.00054**	<0.00005
Dieldrin	0.0001(DL)	<0.0001	<0.0001	<0.0001	<0.0001	<0.0001	<0.0001	<0.0001	<0.0001	<0.0001	<0.0001	<0.0001
gamma-BHC	0.0002	**0.000060**	**0.00091**	<0.00005	<0.00005	**0.00091**	**0.00087**	<0.00005	**0.00024**	<0.00005	**0.0012**	**0.000066**
gamma-Chlordane	0.002	<0.00005	<0.00005	<0.00005	<0.00005	<0.00005	<0.00005	<0.00005	<0.00005	<0.00005	<0.00005	<0.00005
Heptachlor	0.0004	<0.00005	<0.00005	<0.00005	<0.00005	<0.00005	<0.00005	<0.00005	<0.00005	<0.00005	<0.00005	<0.00005
Methoxychlor	0.04	<0.0005	<0.0005	<0.0005	<0.0005	<0.0005	<0.0005	<0.0005	<0.0005	<0.0005	<0.0005	<0.0005
Toxaphene	0.003	<0.003	<0.003	<0.003	<0.003	<0.005	<0.005	<0.005	<0.005	<0.005	<0.005	<0.005
Total Pesticides		0.00089	0.00596	0.00088	0.00110	0.00492	0.00514	0.00130	0.00114	0.00098	0.00674	0.00126
pH (std units)		4.70	4.65	4.48	4.42	5.13	5.12	4.09	4.6	4.22	4.83	4.51
Specific Conductance (mS/cm)		0.659	1.7	0.96	0.586	1.89	1.68	0.986	1.32	1.08	2.27	2.04
Turbidity (NTUs)		0.0	9.7	0.0	0.0	0.2	0.3	10.7	8.3	9.56	0	3.58
DO (mg/L)		0.13	0.78	1.3	0.0	1.06	0.2	2.53	3.63	3.06	1.87	
ORP (mV)		181	294	328	405	228	299	370	173	3.77	301	

TABLE 3: SUMMARY OF GROUNDWATER ANALYTICAL RESULTS

Well Number	*Type 1 RRS*	**TW-7**	**TW-7**	**TW-7**	**TW-7**	**TW-7**	**TW-7**	**TW-7**	**TW-7**	**TW-7**	**TW-7**	**TW-7**
Sample Date	*Concentrations*	**11/7/2017**	**5/9/2017**	**11/11/2016**	**6/6/2016**	**11/17/2015**	**6/5/2015**	**11/18/2014**	**5/22/2014**	**11/19/2013**	**05/28/2013**	**06/01/2012**
Metals mg/L												
Total Arsenic	0.01	<0.005	<0.005	<0.005	<0.005	**0.0317**	<0.005	**0.0152**	**0.0126**	**0.0136**	**0.0139**	<0.05
Total Copper	1.3	**197**	**215**	**132**	**142**	**131**	**134**	**124**	**153**	**256**	**170**	**95.0**
Total Lead	0.015	**0.0398**	**0.0503**	**0.0264**	**0.0238**	**0.0212**	**0.0364**	**0.0286**	<0.001	**0.0941**	**0.0117**	**0.0391**
Total Zinc	2	**378**	**398**	**327**	**314**	**260**	**286**	**204**	**322**	**515**	**310**	**226**
Dissolved Arsenic	0.01	<0.100	<0.250	<0.005	<0.005	**0.0399**	<0.005	**0.0147**	**0.011**	<0.005	**0.0127**	<0.100
Dissolved Copper	1.3	**185**	**208**	**140**	**89.8**	**122**	**174**	**99.2**	**125**	**191**	**175**	**88.4**
Dissolved Lead	0.015	**0.0222**	**0.0404**	**0.0326**	**0.019**	**0.0231**	**0.0342**	**0.0275**	**0.0353**	**0.0750**	**0.00829**	**0.0404**
Dissolved Zinc	2	**350**	**377**	**311**	**173**	**254**	**347**	**228**	**258**	**370**	**323**	**237**
Total of Total Metals Concentrations		575.0398	613.0503	459.0264	456.0238	391.0529	420.0364	328.0438	475.0126	771.1077	480.0256	320.68909
Total of Dissolved Metals Concentrations		535.0222	585.0404	451.0326	262.819	376.063	521.0342	327.2422	383.0463	561.075	498.02099	325.7004
Inorganics mg/L												
Nitrate	10 (NR)	**88**	**91**	**110**	**110**	**110**	**2**	**77**	**110**	**73**	**60**	**140**
Sulfate	250 (NR)	**3700**	**6800**	**3400**	**1800**	**3600**	**270**	**5000**	**3900**	**5700**	**5000**	**2900**
Organochlorine Pesticides mg/L												
4,4´-DDD	0.0001	<0.0001	<0.0001	<0.0001	<0.0001	<0.0001	<0.0001	<0.0001	<0.0001	<0.0001	<0.0001	<0.0001
4,4´-DDE	0.0001	**0.00023**	<0.0001	<0.0001	<0.0001	<0.0001	<0.0001	<0.0001	<0.0001	<0.0001	<0.0001	<0.0001
4,4´-DDT	0.0001	<0.0001	<0.0001	<0.0001	<0.0001	<0.0001	<0.0001	<0.0001	<0.0001	<0.0001	<0.0001	<0.0001
alpha-BHC	0.00005(DL)	**0.00060**	**0.00048**	**0.00029**	**0.00042**	**0.00054**	**0.00039**	**0.00045**	**0.00031**	**0.00040**	**0.00021**	**0.00029**
alpha-Chlordane	0.002	<0.00005	<0.00005	<0.00005	<0.00005	<0.00005	<0.00005	<0.00005	<0.00005	<0.00005	<0.00005	<0.00005
beta-BHC	0.00005(DL)	**0.0022**	**0.0015**	**0.0019**	**0.0024**	**0.0018**	**0.0015**	**0.0014**	**0.0013**	**0.00040**	**0.00039**	**0.0013**
delta-BHC	0.00005(DL)	<0.0005	**0.00013**	**0.000087**	**0.00013**	**0.00014**	**0.000086**	**0.00011**	**0.000058**	<0.000050	**0.000074**	**0.00017**
Dieldrin	0.0001(DL)	<0.0001	<0.0001	<0.0001	<0.0001	<0.0001	<0.0001	<0.0001	<0.0001	<0.0001	<0.0001	<0.0001
gamma-BHC	0.0002	**0.00043**	**0.00036**	**0.00027**	**0.00037**	**0.00035**	**0.00028**	**0.00032**	**0.00025**	**0.00018**	**0.00015**	**0.00029**
gamma-Chlordane	0.002	<0.00005	<0.00005	<0.00005	<0.00005	<0.00005	<0.00005	<0.00005	<0.00005	<0.00005	<0.00005	<0.00005
Heptachlor	0.0004	<0.00005	<0.00005	<0.00005	<0.00005	<0.00005	<0.00005	<0.00005	<0.00005	<0.00005	<0.00005	<0.00005
Methoxychlor	0.04	<0.0005	<0.0005	<0.0005	<0.0005	<0.0005	<0.0005	<0.0005	<0.0005	<0.0005	<0.0005	<0.0005
Toxaphene	0.003	<0.003	<0.003	<0.003	<0.003	<0.005	<0.005	<0.005	<0.005	<0.005	<0.005	<0.005
Total Pesticides		0.00346	0.00247	0.00255	0.00332	0.00283	0.00226	0.00228	0.00192	0.00098	0.00082	0.00201
pH (std units)		3.85	3.66	4.09	4.1	3.8	3.64	3.88	3.72	3.39	3.73	4.02
Specific Conductance (mS/cm)		5.8	6.84	4.52	4.48	5.41	5.3	5.73	5.2	8.14	5.62	6.15
Turbidity (NTUs)		7.3	82.6	10	222	2.9	15.7	8.38	0	9.80	16.8	3.48
DO (mg/L)		0.06	0.9	0.8	0.0	1.5	0	5.45	2.53	2.20	1.87	
ORP (mV)		141	295	225	257	249	230	275	315	286	309	

TABLE 3: SUMMARY OF GROUNDWATER ANALYTICAL RESULTS

Well Number	*Type 1 RRS*	**TW-8**	**TW-8**	**TW-8**	**TW-8**	**TW-8**	**TW-8**	**TW-8**	**TW-8**	**TW-8**	**TW-8**	**TW-8**
Sample Date	*Concentrations*	**11/6/2017**	**5/8/2017**	**11/14/2016**	**6/6/2016**	**11/13/2015**	**6/2/2015**	**11/14/2014**	**5/19/2014**	**1/8/2014**	**10/9/2013**	**7/16/2013**
Metals mg/L												
Total Arsenic	0.01	**0.163**	**0.0938**	**0.108**	**0.102**	**0.0878**	**0.0979**	**0.121**	**0.104**	**0.128**	**0.101**	**0.135**
Total Copper	1.3	**0.0262**	**0.0216**	**0.0233**	**0.055**	**0.0135**	**0.0199**	**0.0106**	**0.00847**	**0.013**	**0.0110**	**0.0085**
Total Lead	0.015	<0.001	<0.001	<0.001	<0.001	**0.00127**	**0.00237**	<0.001	<0.001	**0.00134**	**0.00211**	<0.001
Total Zinc	2	**2.92**	**1.44**	**4.79**	**2.09**	**1.68**	**2.02**	**3.59**	**2.54**	**2.60**	**1.52**	**1.72**
Dissolved Arsenic	0.01	**0.0727**	**0.0104**	**0.0784**	**0.0846**	**0.0541**	**0.0369**	**0.0146**	**0.0738**	**0.121**	**0.0831**	**0.0857**
Dissolved Copper	1.3	**0.00561**	**0.00347**	**0.0178**	**0.0082**	**0.00271**	**0.00244**	**0.0035**	<0.002	<0.002	<0.002	<0.002
Dissolved Lead	0.015	<0.001	<0.001	<0.001	<0.001	<0.001	<0.001	<0.001	<0.001	<0.001	<0.001	<0.001
Dissolved Zinc	2	**2.21**	**0.208**	**4.23**	**1.75**	**1.31**	**1.37**	**2.98**	**2.07**	**1.47**	**1.12**	**1.08**
Total of Total Metals Concentrations		3.1092	1.5554	4.9213	2.247	1.783	2.140	3.722	2.652	2.742	1.634	1.863
Total of Dissolved Metals Concentrations		2.28831	0.22187	4.3262	1.8428	1.3668	1.4093	2.9981	2.1438	1.5910	1.2031	1.1657
Inorganics mg/L												
Nitrate	10 (NR)	<0.25	<0.25	<2.5	<2.5	<2.5	<2.5	<12	<0.25	<2.5	<12	<12
Sulfate	250 (NR)	**620**	**930**	**670**	**720**	**890**	**650**	**630**	**600**	**980**	**890**	**990**
Organochlorine Pesticides mg/L												
4,4´-DDD	0.0001	<0.010	**0.0042**	<0.002	**0.0018**	**0.0046**	**0.0039**	**0.019**	<0.0001	**0.007**	**0.0057**	**0.0051**
4,4´-DDE	0.0001	<0.00010	<0.0001	<0.002	<0.0001	<0.0001	<0.0001	<0.01	<0.0001	**0.0013**	**0.00049**	<0.001
4,4´-DDT	0.0001	<0.010	**0.0086**	<0.002	**0.0015**	**0.0036**	**0.015**	**0.350**	<0.0001	**0.15**	**0.0500**	**0.0085**
alpha-BHC	0.00005(DL)	**0.36**	**0.65**	**0.26**	**0.59**	**0.58**	**0.45**	**0.340**	**0.007**	**0.760**	**0.310**	**0.740**
alpha-Chlordane	0.002	**0.00028**	<0.00005	<0.001	<0.00005	**0.00021**	<0.00005	<0.005	<0.00005	**0.00031**	**0.00015**	<0.0005
beta-BHC	0.00005(DL)	**0.0450**	**0.075**	**0.034**	**0.067**	**0.087**	**0.054**	**0.140**	**0.0022**	**0.22**	**0.092**	**0.11**
delta-BHC	0.00005(DL)	**0.11**	**2**	**0.076**	**0.74**	**1.2**	**1.2**	**0.160**	**0.008**	**2.40**	**2.40**	**2.20**
Dieldrin	0.0001(DL)	**0.0029**	**0.0031**	<0.002	**0.0014**	**0.0041**	**0.0036**	<0.01	<0.0001	**0.0074**	**0.0074**	**0.0062**
gamma-BHC	0.0002	**0.15**	**1.5**	**0.086**	**0.72**	**1.0**	**0.97**	**0.230**	**0.0034**	**2.0**	**1.2**	**1.8**
gamma-Chlordane	0.002	**0.00085**	**0.00068**	<0.001	**0.00034**	**0.00096**	**0.001**	<0.005	<0.00005	**0.0018**	**0.0011**	**0.0011**
Heptachlor	0.0004	<0.00005	<0.005	<0.001	**0.013**	<0.00005	<0.00005	<0.005	<0.00005	<0.00005	<0.0005	<0.0005
Methoxychlor	0.04	<0.005	<0.0005	<0.01	<0.0005	<0.0005	<0.0005	<0.05	<0.0005	<0.0005	<0.0005	<0.0005
Toxaphene	0.003	<0.003	<0.003	<0.003	<0.003	<0.005	<0.005	<0.5	<0.005	<0.005	<0.005	<0.005
Total Pesticides		0.66903	4.24158	0.45600	2.13504	2.88047	2.69750	1.23900	0.02060	5.54781	4.06684	4.871
pH (std units)		6.3	6.84	5.99	6.55	6.35	4.32	5.81	6.18	6.35	6.19	6.34
Specific Conductance (mS/cm)		2.03	3.29	1.45	1.33	2.76	1.97	1.97	1.76	2.503	2.893	2.689
Turbidity (NTUs)		3.4	0.9	0.0	0.0	0.7	0	67.0	0	4.05	14.5	1.2
DO (mg/L)		0.3	1.03	1.2	0.0	0.84	0.17	2.35	2.4	1.35	1.57	0.58
ORP (mV)		-59	-92	91	-70	-65	66	-41	20	-109.6	-87.5	-87.4

TABLE 3: SUMMARY OF GROUNDWATER ANALYTICAL RESULTS

Well Number	*Type 1 RRS*	**TW-8**	**TW-8**	**TW-8**	**TW-9**	**TW-9**	**TW-9**	**TW-9**	**TW-9**	**TW-9**	**TW-9**	**TW-9**
Sample Date	*Concentrations*	**4/15/2013**	**1/21/2013**	**05/31/2012**	**11/6/2017**	**5/8/2017**	**11/14/2016**	**6/7/2016**	**11/17/2015**	**6/8/2015**	**11/17/2014**	**5/22/2014**
Metals mg/L												
Total Arsenic	0.01	**0.164**	**0.155**	**0.101**	<0.005	<0.005	**0.02370**	<0.005	<0.005	<0.005	<0.005	<0.005
Total Copper	1.3	**0.0903**	**0.0159**	**0.0668**	**0.1220**	**0.0836**	**0.191**	**0.158**	**0.0998**	**0.105**	**0.110**	**0.0599**
Total Lead	0.015	<0.001	**0.0088**	<0.001	<0.001	<0.001	<0.001	<0.001	<0.001	<0.001	<0.001	<0.001
Total Zinc	2	**4.05**	**3.27**	**4.43**	**3.79**	**3.38**	**4.04**	**3.48**	**3.6**	**7.89**	**4.51**	**3.09**
Dissolved Arsenic	0.01	**0.0457**	**0.156**	**0.0174**	<0.005	<0.005	<0.005	<0.005	<0.005	<0.005	<0.005	<0.005
Dissolved Copper	1.3	**0.0234**	<0.002	**0.0278**	**0.101**	**0.0767**	**0.182**	**0.128**	**0.0841**	**0.0964**	**0.0921**	**0.04850**
Dissolved Lead	0.015	<0.001	<0.001	<0.001	<0.001	<0.001	<0.001	<0.001	<0.001	<0.001	<0.001	<0.001
Dissolved Zinc	2	**3.04**	**2.84**	**4.16**	**3.50**	**0.999**	**4.01**	**3.47**	**3.79**	**4.84**	**4.54**	**3.01**
Total of Total Metals Concentrations		4.3043	**3.450**	4.59973	3.912	3.4636	4.2547	3.63800	3.700	7.995	4.620	3.150
Total of Dissolved Metals Concentrations		3.1091	**2.996**	4.20515	3.601	1.0757	4.192	3.598	3.8741	4.9364	4.6321	3.0585
Inorganics mg/L												
Nitrate	10 (NR)	<2.5	<2.5	<2.5	**0.39**	**0.54**	<2.5	<2.5	**3.1**	<0.25	<0.25	<2.5
Sulfate	250 (NR)	**1100**	**390**	**750**	**260**	**290**	**230**	**240**	**450**	**610**	**340**	**250**
Organochlorine Pesticides mg/L												
4,4´-DDD	0.0001	**0.0019**	<1.0	<0.01	<0.0001	<0.0001	<0.0001	<0.0001	<0.0001	<0.0001	<0.0001	<0.0001
4,4´-DDE	0.0001	<0.0001	<0.1	<0.01	<0.0001	<0.0001	<0.0001	<0.0001	<0.0001	<0.0001	<0.0001	<0.0001
4,4´-DDT	0.0001	**0.0013**	**3.2**	<0.01	<0.0001	<0.0001	<0.0001	<0.0001	<0.0001	<0.0001	<0.0001	<0.0001
alpha-BHC	0.00005(DL)	**0.410**	**10.0**	**0.64**	**0.014**	**0.012**	**0.0067**	**0.0077**	**0.017**	**0.0085**	**0.0088**	**0.014**
alpha-Chlordane	0.002	<0.0025	<0.050	<0.005	<0.00005	<0.00005	<0.00005	<0.00005	<0.00005	<0.00005	<0.00005	<0.00005
beta-BHC	0.00005(DL)	**0.05**	**1.50**	**0.11**	**0.0062**	**0.004**	**0.003**	**0.0045**	**0.012**	**0.0059**	**0.0044**	**0.0014**
delta-BHC	0.00005(DL)	**1.30**	**9.3**	**1.6**	**0.0071**	**0.0075**	**0.0037**	**0.0049**	**0.0088**	**0.0065**	**0.0077**	**0.0066**
Dieldrin	0.0001(DL)	**0.0027**	<0.1	<0.01	**0.00017**	**0.00013**	<0.0001	<0.0001	**0.00016**	<0.0001	<0.0001	<0.0001
gamma-BHC	0.0002	**1.2**	**6.2**	**1.3**	**0.0011**	**0.004**	**0.00088**	**0.00077**	**0.0015**	**0.0017**	**0.0011**	**0.00035**
gamma-Chlordane	0.002	<0.0025	<0.05	<0.005	<0.00005	<0.00005	<0.00005	<0.00005	<0.00005	<0.00005	<0.00005	<0.00005
Heptachlor	0.0004	<0.0025	**0.260**	**0.041**	<0.00005	<0.00005	<0.00005	<0.00005	<0.00005	<0.00005	<0.00005	<0.00005
Methoxychlor	0.04	<0.0005	<0.50	<0.05	<0.0005	<0.0005	<0.0005	<0.0005	<0.0005	<0.0005	<0.0005	<0.0005
Toxaphene	0.003	<0.005	<5.0	<0.5	<0.003	<0.003	<0.003	<0.003	<0.005	<0.005	<0.005	<0.005
Total Pesticides		2.966	30.46	3.6385	0.02857	0.02763	0.01428	0.01787	0.039460	0.022600	0.022000	0.0224
pH (std units)		6.36	5.90	6.18	5.65	5.66	5.6	5.58	5.34	1.93	5.26	5.53
Specific Conductance (mS/cm)		2.749	1.117	1.91	0.435	0.686	0.573	0.434	0.91	0.835	0.918	0.637
Turbidity (NTUs)		4.8	328	2.01	9.8	0	0.0	0.0	1.7	0.5	2.21	1.66
DO (mg/L)		0.79	1.63		0.13	0.79	1.0	0.0	0.96	1.53	2.12	0.7
ORP (mV)		-41.2	-9.7		186	175	124	210	180	469	231	199

TABLE 3: SUMMARY OF GROUNDWATER ANALYTICAL RESULTS

Well Number	*Type 1 RRS*	**TW-9**	**TW-9**	**TW-9**	**TW-10**	**TW-10**	**TW-10**	**TW-10**	**TW-10**	**TW-10**	**TW-10**	**TW-10**
Sample Date	*Concentrations*	**11/18/2013**	**05/28/2013**	**05/31/2012**	**11/7/2017**	**5/9/2017**	**11/14/2016**	**6/7/2016**	**11/17/2015**	**6/8/2015**	**11/17/2014**	**5/22/2014**
Metals mg/L												
Total Arsenic	0.01	<0.005	<0.005	<0.005	<0.005	<0.005	<0.005	<0.005	**0.00521**	<0.005	<0.005	<0.005
Total Copper	1.3	**0.0701**	**0.0407**	**0.0168**	**9.88**	**10.3**	**20**	**7.6**	**12.6**	**14.2**	**16.90**	**17.10**
Total Lead	0.015	**0.00161**	<0.001	<0.001	<0.001	<0.001	<0.001	<0.001	<0.001	<0.001	<0.001	**0.0143**
Total Zinc	2	**2.42**	**2.20**	**1.26**	**11.4**	**11.5**	**20**	**18.6**	**11.2**	**16.80**	**18.20**	**21.9**
Dissolved Arsenic	0.01	<0.005	<0.005	<0.005	<0.005	<0.005	<0.005	<0.005	**0.00604**	<0.005	<0.005	<0.005
Dissolved Copper	1.3	**0.00950**	**0.0343**	**0.0158**	**8.62**	**9.97**	**10.3**	**7.57**	**14.5**	**19.2**	**19.2**	**15.4**
Dissolved Lead	0.015	<0.001	<0.001	<0.001	<0.001	<0.001	<0.001	<0.001	<0.001	<0.001	<0.001	<0.001
Dissolved Zinc	2	**2.26**	**1.92**	**1.18**	**11.3**	**11**	**17.9**	**15.7**	**12.9**	**22.20**	**21.2**	**18.9**
Total of Total Metals Concentrations		2.492	2.2407	1.27475	21.28	21.8	40	26.2	23.80521	31	35.1	39.0143
Total of Dissolved Metals Concentrations		2.2695	1.9543	1.19178	19.92	20.97	28.2	23.27	27.4	41.4	40.40	34.30000
Inorganics mg/L												
Nitrate	10 (NR)	<1.2	<1.2	**0.49**	**2.2**	**1.8**	<2.5	<2.5	<5	**2.50**	**1.8**	<2.5
Sulfate	250 (NR)	**170**	**170**	**170**	**410**	**580**	**830**	**830**	**770**	**730**	**600**	**900**
Organochlorine Pesticides mg/L												
4,4´-DDD	0.0001	<0.0001	<0.0001	<0.0001	<0.0001	<0.0001	<0.0001	<0.0001	<0.0001	<0.0001	<0.0001	<0.0001
4,4´-DDE	0.0001	<0.0001	<0.0001	<0.0001	<0.0001	<0.0001	<0.0001	<0.0001	<0.0001	<0.0001	<0.0001	<0.0001
4,4´-DDT	0.0001	<0.0001	<0.0001	<0.0001	<0.0001	<0.0001	<0.0001	<0.0001	<0.0001	<0.0001	<0.0001	<0.0001
alpha-BHC	0.00005(DL)	**0.0015**	**0.0009**	**0.0074**	<0.00005	<0.00005	**0.000099**	<0.00005	**0.00056**	<0.00005	<0.00005	<0.00005
alpha-Chlordane	0.002	<0.00005	<0.00005	<0.00005	<0.00005	<0.00005	<0.00005	<0.00005	<0.00005	<0.00005	<0.00005	<0.00005
beta-BHC	0.00005(DL)	**0.00056**	**0.00091**	**0.0054**	<0.00005	<0.00005	<0.00005	**0.000092**	**0.00042**	<0.00005	<0.00005	<0.00005
delta-BHC	0.00005(DL)	**0.00073**	**0.00048**	**0.0043**	<0.00005	<0.00005	<0.00005	<0.00005	**0.00029**	<0.00005	<0.00005	<0.00005
Dieldrin	0.0001(DL)	**0.00041**	<0.00010	**0.00010**	<0.0001	<0.0001	<0.0001	<0.0001	<0.0001	<0.0001	<0.0001	<0.0001
gamma-BHC	0.0002	**0.000094**	**0.000069**	**0.0011**	<0.00005	<0.00005	<0.00005	<0.00005	**0.000058**	<0.00005	<0.00005	<0.00005
gamma-Chlordane	0.002	<0.00005	<0.00005	<0.00005	<0.00005	<0.00005	<0.00005	<0.00005	<0.00005	<0.00005	<0.00005	<0.00005
Heptachlor	0.0004	<0.00005	<0.00005	<0.00005	<0.00005	<0.00005	<0.00005	<0.00005	<0.00005	<0.00005	<0.00005	<0.00005
Methoxychlor	0.04	<0.0005	<0.0005	<0.0005	<0.0005	<0.0005	<0.0005	<0.0005	<0.0005	<0.0005	<0.0005	<0.0005
Toxaphene	0.003	<0.005	<0.005	<0.005	<0.003	<0.003	<0.003	<0.003	<0.005	<0.005	<0.005	<0.005
Total Pesticides		0.0033	0.00236	0.01826	BDL	BDL	0.000099	0.000092	0.00133	BDL	BDL	BDL
pH (std units)		5.33	5.4	5.78	3.75	3.96	3.77	3.51	3.6	1.93	3.46	3.67
Specific Conductance (mS/cm)		0.565	0.878	0.61	0.501	0.904	1.12	0.798	1.154	0.835	1.27	1.12
Turbidity (NTUs)		0.0	7.83	0.47	0.0	5.3	0.0	0.0	3.78	0.5	9.89	3.42
DO (mg/L)		0.77	3.8		1.19	2.8	1.8	0.0	0.96	1.53	2.74	2.17
ORP (mV)		157	230		471	430	213	352	395.6	469	430	445

TABLE 3: SUMMARY OF GROUNDWATER ANALYTICAL RESULTS

Well Number	*Type 1 RRS*	**TW-10**	**TW-10**	**TW-10**	**TW-11**	**TW-11**	**TW-11**	**TW-11**	**TW-11**	**TW-11**	**TW-11**	**TW-11**
Sample Date	*Concentrations*	**11/18/2013**	**05/24/2013**	**05/31/2012**	**11/1/2017**	**5/3/2017**	**11/8/2016**	**6/1/2016**	**11/11/2015**	**5/27/2015**	**11/11/2014**	**5/13/2014**
Metals mg/L												
Total Arsenic	0.01	<0.005	<0.005	<0.005	<0.005	<0.005	<0.005	<0.005	<0.005	<0.005	<0.005	<0.005
Total Copper	1.3	**9.66**	**11.4**	**6.98**	**0.121**	**0.139**	**0.203**	**0.137**	**0.11**	**0.142**	**0.130**	**0.147**
Total Lead	0.015	**0.00161**	**0.00182**	**0.00271**	**0.00141**	**0.00116**	**0.00159**	**0.00111**	<0.001	**0.00147**	**0.00104**	**0.00148**
Total Zinc	2	**16.2**	**13.6**	**9.24**	**0.477**	**2.67**	**0.847**	**0.495**	**0.386**	**0.504**	**0.514**	**0.591**
Dissolved Arsenic	0.01	<0.005	<0.005	<0.005	<0.005	<0.005	<0.005	<0.005	<0.005	<0.005	<0.005	<0.005
Dissolved Copper	1.3	**11.5**	**10.5**	**6.43**	**0.114**	**0.127**	**0.180**	**0.129**	**0.117**	**0.126**	**0.135**	**0.134**
Dissolved Lead	0.015	<0.001	**0.00113**	**0.00228**	**0.00101**	<0.001	**0.00116**	<0.001	<0.001	<0.001	<0.001	**0.00144**
Dissolved Zinc	2	**14.4**	**12.5**	**8.66**	**0.455**	**0.536**	**0.736**	**0.476**	**0.396**	**0.461**	**0.501**	**0.514**
Total of Total Metals Concentrations		25.86161	25.00182	16.221709	0.59941	2.81016	1.05159	0.63311	0.496	0.64747	0.64504	0.73948
Total of Dissolved Metals Concentrations		25.90000	23.00113	15.09528	0.57001	0.663	0.91716	0.605	0.513	0.587	0.636	0.64944
Inorganics mg/L												
Nitrate	10 (NR)	<2.5	**3.6**	**2.9**	**5.3**	**5.2**	<12	**5**	**5.7**	**5.1**	**2.8**	**4.4**
Sulfate	250 (NR)	**530**	**620**	**490**	**150**	**150**	**280**	**170**	**160**	**160**	**150**	**170**
Organochlorine Pesticides mg/L												
4,4´-DDD	0.0001	<0.0001	<0.0001	<0.0001	<0.0001	<0.0001	<0.0001	<0.0001	<0.0001	<0.0001	<0.0001	<0.0001
4,4´-DDE	0.0001	<0.0001	<0.0001	<0.0001	<0.0001	<0.0001	<0.0001	<0.0001	<0.0001	<0.0001	<0.0001	<0.0001
4,4´-DDT	0.0001	<0.0001	<0.0001	<0.0001	<0.0001	<0.0001	<0.0001	<0.0001	<0.0001	<0.0001	<0.0001	<0.0001
alpha-BHC	0.00005(DL)	<0.00005	<0.00005	**0.000091**	<0.00005	<0.00005	<0.00005	<0.00005	**0.004**	<0.00005	<0.00005	<0.00005
alpha-Chlordane	0.002	<0.00005	<0.00005	<0.00005	<0.00005	<0.00005	<0.00005	<0.00005	<0.00005	<0.00005	<0.00005	<0.00005
beta-BHC	0.00005(DL)	<0.00005	<0.00005	<0.00005	<0.00005	<0.00005	<0.00005	<0.00005	**0.0049**	<0.00005	<0.00005	<0.00005
delta-BHC	0.00005(DL)	<0.00005	<0.00005	**0.00023**	<0.00005	<0.00005	<0.00005	<0.00005	**0.0034**	<0.00005	<0.00005	<0.00005
Dieldrin	0.0001(DL)	<0.0001	<0.0001	<0.0001	<0.0001	<0.0001	<0.0001	<0.0001	**0.00012**	<0.0001	<0.0001	<0.0001
gamma-BHC	0.0002	<0.00005	<0.00005	**0.00012**	<0.00005	<0.00005	<0.00005	<0.00005	**0.0011**	<0.00005	<0.00005	<0.00005
gamma-Chlordane	0.002	<0.00005	<0.00005	<0.00005	<0.00005	<0.00005	<0.00005	<0.00005	<0.00005	<0.00005	<0.00005	<0.00005
Heptachlor	0.0004	<0.00005	<0.00005	<0.00005	<0.00005	<0.00005	<0.00005	<0.00005	<0.00005	<0.00005	<0.00005	<0.00005
Methoxychlor	0.04	<0.0005	<0.0005	<0.0005	<0.0005	<0.0005	<0.0005	<0.0005	<0.0005	<0.0005	<0.0005	<0.0005
Toxaphene	0.003	<0.005	<0.005	<0.005	<0.005	<0.005	<0.003	<0.003	<0.005	<0.005	<0.005	<0.005
Total Pesticides		BDL	BDL	0.00045	BDL	BDL	BDL	BDL	0.01352	BDL	BDL	BDL
pH (std units)		3.69	3.87	4.1	4.30	4.22	4.31	3.89	4.36	4.4	4.10	4.24
Specific Conductance (mS/cm)		1.06	1.28	0.92	0.281	0.411	0.613	0.494	0.481	0.345	0.519	0.476
Turbidity (NTUs)		0.00	9.57	6.43	2.2	8.56	0.0	3.3	0.6	9.71	9.53	1.9
DO (mg/L)		2.50	6.23		1.50	3.5	4.15	2.51	2.67	1.57	3.83	3.35
ORP (mV)		412	454		398	336	312	400	250	404	-30	232

TABLE 3: SUMMARY OF GROUNDWATER ANALYTICAL RESULTS

Well Number	*Type 1 RRS*	**TW-11**	**TW-11**	**TW-11**	**TW-12**	**TW-12**	**TW-12**	**TW-12**	**TW-12**	**TW-12**	**TW-12**	**TW-12**
Sample Date	*Concentrations*	**11/13/2013**	**05/23/2013**	**05/31/2012**	**10/31/2017**	**5/2/2017**	**11/8/2016**	**6/1/2016**	**11/10/2015**	**5/27/2015**	**11/11/2014**	**5/13/2014**
Metals mg/L												
Total Arsenic	0.01	<0.005	<0.005	<0.005	<0.005	<0.005	<0.005	<0.005	<0.005	<0.005	<0.005	<0.005
Total Copper	1.3	**0.146**	**0.145**	**0.132**	<0.002	**0.00737**	**0.00448**	**0.0171**	**0.00305**	**0.00831**	**0.0041**	**0.00258**
Total Lead	0.015	**0.00195**	**0.00233**	**0.00252**	<0.001	**0.00923**	<0.001	**0.00140**	<0.001	<0.001	<0.001	<0.001
Total Zinc	2	**0.513**	**0.566**	**0.738**	**0.148**	**0.242**	**0.212**	**0.0809**	**0.197**	**0.214**	**0.204**	**0.134**
Dissolved Arsenic	0.01	<0.005	<0.005	<0.005	<0.005	<0.005	<0.005	<0.005	<0.005	<0.005	<0.005	<0.005
Dissolved Copper	1.3	**0.144**	**0.126**	**0.121**	<0.002	<0.002	**0.00297**	**0.00901**	<0.002	**0.00927**	<0.002	<0.002
Dissolved Lead	0.015	**0.00154**	**0.00209**	**0.00212**	<0.001	<0.001	<0.001	<0.001	<0.001	<0.001	<0.001	<0.001
Dissolved Zinc	2	**0.47**	**0.495**	**0.688**	**0.143**	**0.0843**	**0.186**	**0.0665**	**0.197**	**0.207**	**0.191**	**0.178**
Total of Total Metals Concentrations		0.66095	0.71333	0.872222	0.148	0.2586	0.21648	0.0994	0.20005	0.22231	0.2081	0.13658
Total of Dissolved Metals Concentrations		0.61554	0.62309	0.811023	0.143	0.0843	0.18897	0.07551	0.197	0.21627	0.191	0.178
Inorganics mg/L												
Nitrate	10 (NR)	**3.7**	**3.5**	**3.7**	**2.0**	**2**	**1.5**	<0.25	**2.6**	**2.2**	<1.2	**1.7**
Sulfate	250 (NR)	**180**	**160**	**170**	**68**	**61**	**70**	<5	**65**	**72**	**60**	**69**
Organochlorine Pesticides mg/L												
4,4´-DDD	0.0001	<0.0001	<0.0001	<0.0001	<0.0001	<0.0001	<0.0001	<0.0001	<0.0001	<0.0001	<0.0001	<0.0001
4,4´-DDE	0.0001	<0.0001	<0.0001	<0.0001	<0.0001	<0.0001	<0.0001	<0.0001	<0.0001	<0.0001	<0.0001	<0.0001
4,4´-DDT	0.0001	<0.0001	<0.0001	<0.0001	<0.0001	<0.0001	<0.0001	<0.0001	<0.0001	<0.0001	<0.0001	<0.0001
alpha-BHC	0.00005(DL)	<0.00005	<0.00005	<0.00005	**0.000092**	<0.00005	<0.00005	<0.00005	<0.00005	<0.00005	<0.00005	<0.00005
alpha-Chlordane	0.002	<0.00005	<0.00005	<0.00005	<0.00005	<0.00005	<0.00005	<0.00005	<0.00005	<0.00005	<0.00005	<0.00005
beta-BHC	0.00005(DL)	<0.00005	<0.00005	<0.00005	<0.00005	<0.00005	<0.00005	<0.00005	<0.00005	<0.00005	<0.00005	<0.00005
delta-BHC	0.00005(DL)	<0.00005	<0.00005	<0.00005	<0.00005	<0.00005	<0.00005	<0.00005	<0.00005	<0.00005	<0.00005	<0.00005
Dieldrin	0.0001(DL)	<0.0001	<0.0001	<0.0001	<0.0001	<0.0001	<0.0001	<0.0001	<0.0001	<0.0001	<0.0001	<0.0001
gamma-BHC	0.0002	<0.00005	<0.00005	<0.00005	<0.00005	<0.00005	<0.00005	<0.00005	<0.00005	<0.00005	<0.00005	<0.00005
gamma-Chlordane	0.002	<0.00005	<0.00005	<0.00005	<0.00005	<0.00005	<0.00005	<0.00005	<0.00005	<0.00005	<0.00005	<0.00005
Heptachlor	0.0004	<0.00005	<0.00005	<0.00005	<0.00005	<0.00005	<0.00005	<0.00005	<0.00005	<0.00005	<0.00005	<0.00005
Methoxychlor	0.04	<0.0005	<0.0005	<0.0005	<0.0005	<0.0005	<0.0005	<0.0005	<0.0005	<0.0005	<0.0005	<0.0005
Toxaphene	0.003	<0.005	<0.005	<0.005	<0.005	<0.005	<0.003	<0.003	<0.005	<0.005	<0.005	<0.005
Total Pesticides		BDL	BDL	BDL	0.000092	BDL	BDL	BDL	BDL	BDL	BDL	BDL
pH (std units)		4.27	4.37	4.78	5.76	5.61	5.22	4.59	5.18	4.86	4.5	4.83
Specific Conductance (mS/cm)		0.464	0.7	0.51	0.140	0.228	0.222	0.224	0.313	0.203	0.292	0.215
Turbidity (NTUs)		6.16	9.81	0.81	103	875	5.7	8.9	2.4	2.7	4.1	3.6
DO (mg/L)		3.6	3.48		2.54	2.73	4.7	2.19	3.61	2.47	6.48	6.43
ORP (mV)		357	350		152	224	261	318	246	361	266	334

TABLE 3: SUMMARY OF GROUNDWATER ANALYTICAL RESULTS

Well Number	*Type 1 RRS*	**TW-12**	**TW-12**	**TW-12**	**MW-1B**	**MW-1B**	**MW-1B**	**MW-1B**	**MW-1B**	**MW-1B**	**MW-1B**	**MW-1B**
Sample Date	*Concentrations*	**11/12/2013**	**05/23/2013**	**05/31/2012**	**10/31/2017**	**5/2/2017**	**11/8/2016**	**6/1/2016**	**11/10/2015**	**5/27/2015**	**11/11/2014**	**5/13/2014**
Metals mg/L												
Total Arsenic	0.01	<0.005	<0.005	<0.005	<0.005	<0.005	<0.005	<0.005	<0.005	<0.005	<0.005	<0.005
Total Copper	1.3	<0.002	<0.002	**0.00291**	<0.002	<0.002	**0.00323**	**0.00655**	**0.00226**	**0.00838**	**0.00585**	**0.0209**
Total Lead	0.015	<0.001	<0.001	<0.001	<0.001	<0.001	<0.001	<0.001	<0.001	<0.001	<0.0010	**0.00491**
Total Zinc	2	**0.182**	**0.263**	**0.0715**	<0.0100	<0.0100	**0.0206**	**0.0471**	**0.01**	**0.0310**	**0.019**	**0.0876**
Dissolved Arsenic	0.01	<0.005	<0.005	<0.005	<0.005	<0.005	<0.005	<0.005	<0.005	<0.005	<0.005	<0.005
Dissolved Copper	1.3	<0.002	<0.002	<0.002	<0.002	<0.002	<0.002	**0.00299**	<0.002	**0.00413**	**0.00305**	<0.002
Dissolved Lead	0.015	<0.001	<0.001	<0.001	<0.001	<0.001	<0.001	<0.001	<0.001	<0.001	<0.001	<0.001
Dissolved Zinc	2	**0.195**	**0.231**	**0.0529**	<0.01	<0.01	<0.01	**0.0274**	<0.01	**0.0238**	**0.0174**	**0.0349**
Total of Total Metals Concentrations		0.182	0.263	0.074373	BDL	BDL	0.02383	0.05365	0.01226	0.03938	0.02485	0.11341
Total of Dissolved Metals Concentrations		0.195	0.231	0.05291	BDL	BDL	BDL	0.03039	BDL	0.02793	0.02045	0.0349
Inorganics mg/L												
Nitrate	10 (NR)	**3.0**	**3.2**	**2.7**	**6.8**	**4.6**	**5.9**	**5**	**5.4**	**4.9**	**6.2**	**3.5**
Sulfate	250 (NR)	**75**	**68**	**67**	**28**	**28**	**38**	**31**	**37**	**33**	**37**	**38**
Organochlorine Pesticides mg/L												
4,4´-DDD	0.0001	<0.0001	<0.0001	<0.0001	<0.0001	<0.0001	<0.0001	<0.0001	<0.0001	<0.0001	<0.0001	<0.0001
4,4´-DDE	0.0001	<0.0001	<0.0001	<0.0001	<0.0001	<0.0001	<0.0001	<0.0001	<0.0001	<0.0001	<0.0001	<0.0001
4,4´-DDT	0.0001	<0.0001	<0.0001	<0.0001	<0.0001	<0.0001	<0.0001	<0.0001	<0.0001	<0.0001	<0.0001	<0.0001
alpha-BHC	0.00005(DL)	<0.00005	<0.00005	<0.00005	<0.00005	<0.00005	<0.00005	<0.00005	<0.00005	<0.00005	<0.00005	<0.00005
alpha-Chlordane	0.002	<0.00005	<0.00005	<0.00005	<0.00005	<0.00005	<0.00005	<0.00005	<0.00005	<0.00005	<0.00005	<0.00005
beta-BHC	0.00005(DL)	<0.00005	<0.00005	<0.00005	<0.00005	<0.00005	<0.00005	<0.00005	<0.00005	<0.00005	<0.00005	<0.00005
delta-BHC	0.00005(DL)	<0.00005	<0.00005	<0.00005	<0.00005	<0.00005	<0.00005	<0.00005	<0.00005	<0.00005	<0.00005	<0.00005
Dieldrin	0.0001(DL)	<0.0001	<0.0001	<0.0001	<0.0001	<0.0001	<0.0001	<0.0001	<0.0001	<0.0001	<0.0001	<0.0001
gamma-BHC	0.0002	<0.00005	<0.00005	<0.00005	<0.00005	<0.00005	<0.00005	<0.00005	<0.00005	<0.00005	<0.00005	<0.00005
gamma-Chlordane	0.002	<0.00005	<0.00005	<0.00005	<0.00005	<0.00005	<0.00005	<0.00005	<0.00005	<0.00005	<0.00005	<0.00005
Heptachlor	0.0004	<0.00005	<0.00005	<0.00005	<0.00005	<0.00005	<0.00005	<0.00005	<0.00005	<0.00005	<0.00005	<0.00005
Methoxychlor	0.04	<0.0005	<0.0005	<0.0005	<0.0005	<0.0005	<0.0005	<0.0005	<0.0005	<0.0005	<0.0005	<0.0005
Toxaphene	0.003	<0.005	<0.005	<0.005	<0.003	<0.003	<0.003	<0.003	<0.005	<0.005	<0.005	<0.005
Total Pesticides		BDL	BDL	BDL	BDL	BDL	BDL	BDL	BDL	BDL	BDL	BDL
pH (std units)		5.19	5.47	6.15	6.16	6.32	5.48	5.94	7.05	6.44	5.14	5.81
Specific Conductance (mS/cm)		0.238	0.493	0.36	0.317	0.326	0.457	0.343	0.403	0.338	0.474	0.401
Turbidity (NTUs)		9.89	8.7	15.2	0.0	0	1.1	8.4	1	0.5	0.0	2.3
DO (mg/L)		4.41	5.2		1.35	3.68	1.59	1.36	23.9	3.57	2.10	5.73
ORP (mV)		165	220		194	153	221	219	176	67	205	197

TABLE 3: SUMMARY OF GROUNDWATER ANALYTICAL RESULTS

Well Number	*Type 1 RRS*	**MW-1B**	**MW-1B**	**MW-1B**	**MW-1B**	**MW-22**	**MW-22**	**MW-22**	**MW-22**	**MW-22**	**MW-22**	**MW-22**
Sample Date	*Concentrations*	**11/12/2013**	**05/21/2013**	**11/13/2012**	**7/29/2010 & 9/13/2010**	**11/1/2017**	**5/4/2017**	**11/8/2016**	**6/6/2016**	**11/12/2015**	**5/29/2015**	**11/12/2014**
Metals mg/L												
Total Arsenic	0.01	<0.005	<0.005	<0.005	<0.0025	<0.005	<0.005	<0.005	<0.005	<0.005	<0.005	<0.005
Total Copper	1.3	**0.0167**	**0.0124**	**0.0232**	<0.005	**3.66**	**2.8**	**1.64**	**1.61**	**1.58**	**1.56**	**2.30**
Total Lead	0.015	**0.00408**	**0.00348**	**0.00113**	<0.0015	**0.00308**	**0.00424**	**0.00413**	**0.00375**	**0.0032**	**0.00235**	**0.00306**
Total Zinc	2	**0.0403**	**0.0547**	**0.0679**	<0.02	**7.25**	**6.47**	**3.13**	**2.91**	**2.81**	**4.15**	**4.290**
Dissolved Arsenic	0.01	<0.005	<0.005	<0.005	na	<0.050	<0.050	<0.005	<0.005	<0.005	<0.005	<0.005
Dissolved Copper	1.3	**0.00266**	<0.002	**0.0258**	na	**3.34**	**2.56**	**1.51**	**1.46**	**1.81**	**1.46**	**2.16**
Dissolved Lead	0.015	<0.001	<0.001	<0.001	na	**0.00281**	**0.00371**	**0.00349**	**0.00308**	**0.00273**	**0.0019**	**0.00342**
Dissolved Zinc	2	<0.01	<0.01	**0.0767**	na	**6.59**	**3.1**	**3.04**	**2.68**	**2.96**	**3.92**	**3.74**
Total of Total Metals Concentrations		0.06108	0.07058	0.09223	BDL	10.91308	9.27424	4.77413	4.52375	4.3932	5.71235	6.59306
Total of Dissolved Metals Concentrations		0.00266	BDL	0.1025		9.93281	5.66371	4.55349	4.14308	4.77273	5.3819	5.90342
Inorganics mg/L												
Nitrate	10 (NR)	**7.0**	**3.0**	**3.6**	**4.5**	**2.1**	**2.9**	<12	<2.5	**2.8**	**2.1**	**1.7**
Sulfate	250 (NR)	**34**	**35**	**32**	**35**	**450**	**640**	**430**	**420**	**360**	**390**	**310**
Organochlorine Pesticides mg/L												
4,4´-DDD	0.0001	<0.0001	<0.0001	<0.0001	<0.000095	<0.0001	<0.0001	<0.0001	<0.0001	<0.0001	<0.0001	<0.0001
4,4´-DDE	0.0001	<0.0001	<0.0001	<0.0001	<0.000095	<0.0001	<0.0001	<0.0001	<0.0001	<0.0001	<0.0001	<0.0001
4,4´-DDT	0.0001	<0.0001	<0.0001	<0.0001	<0.000095	<0.0001	<0.0001	<0.0001	<0.0001	<0.0001	<0.0001	<0.0001
alpha-BHC	0.00005(DL)	<0.00005	<0.00005	<0.00005	<0.000048	**0.00011**	**0.00014**	**0.00028**	**0.00031**	**0.00017**	**0.00014**	**0.00019**
alpha-Chlordane	0.002	<0.00005	<0.00005	<0.00005	<0.00048	<0.00005	<0.00005	<0.00005	<0.00005	<0.00005	<0.00005	<0.00005
beta-BHC	0.00005(DL)	<0.00005	<0.00005	<0.00005	<0.000048	**0.00028**	**0.00045**	**0.00039**	**0.0004**	**0.00041**	**0.00055**	**0.00054**
delta-BHC	0.00005(DL)	<0.00005	<0.00005	<0.00005	<0.000048	<0.00005	<0.00005	**0.000075**	**0.00011**	**0.000052**	**0.000057**	**0.000091**
Dieldrin	0.0001(DL)	<0.0001	<0.0001	<0.0001	<0.000095	<0.0001	<0.0001	<0.0001	<0.0001	<0.0001	<0.0001	<0.0001
gamma-BHC	0.0002	<0.00005	<0.00005	<0.00005	<0.000048	**0.00014**	**0.00013**	**0.00025**	**0.00027**	**0.00016**	**0.00013**	**0.00016**
gamma-Chlordane	0.002	<0.00005	<0.00005	<0.00005	na	<0.00005	<0.00005	<0.00005	<0.00005	<0.00005	<0.00005	<0.00005
Heptachlor	0.0004	<0.00005	<0.00005	<0.00005	<0.000048	<0.00005	<0.00005	<0.00005	<0.00005	<0.00005	<0.00005	<0.00005
Methoxychlor	0.04	<0.0005	<0.0005	<0.0005	<0.000095	<0.0005	<0.0005	<0.0005	<0.0005	<0.0005	<0.0005	<0.0005
Toxaphene	0.003	<0.005	<0.005	<0.005	<0.0048	<0.003	<0.003	<0.003	<0.003	<0.005	<0.005	<0.005
Total Pesticides		BDL	BDL	BDL	BDL	0.00053	0.00072	0.00100	0.00109	0.00079	0.00088	0.00098
pH (std units)		6.13	6.16	6.25	5.92/5.17	3.95	4.1	3.99	3.59	4.21	4.34	3.81
Specific Conductance (mS/cm)		0.418	0.57	0.983	0.36/0.35	0.691	0.865	0.820	0.737	0.603	0.606	0.760
Turbidity (NTUs)		0.99	8.03	6.35	6.4/2.76	0.0	0	4.9	7.6	2.2	0	2.2
DO (mg/L)		4.35	4.78	3.5		0.14	1.17	1.55	1.23	29.2	0	2.1
ORP (mV)		202	137	163		384	250	409	364	320	312	437

TABLE 3: SUMMARY OF GROUNDWATER ANALYTICAL RESULTS

Well Number	*Type 1 RRS*	**MW-22**	**MW-22**	**MW-22**	**MW-22**	**MW-22**	**MW-25**	**MW-25**	**MW-25**	**MW-25**	**MW-25**	**MW-25**	**MW-25**
Sample Date	*Concentrations*	**5/19/2014**	**11/13/2013**	**5/22/2013**	**11/14/2012**	**7/28/2010 & 9/13/2010**	**11/8/2017**	**5/10/2017**	**11/10/2016**	**6/7/2016**	**11/13/2015**	**6/2/2015**	**11/18/2014**
Metals mg/L													
Total Arsenic	0.01	<0.005	<0.005	<0.005	<0.005	**0.0038**	Well was	<0.005	<0.005	<0.005	<0.005	<0.005	<0.005
Total Copper	1.3	**2.23**	**2.93**	**0.354**	**2.01**	**4.0**	dry and	**0.238**	**0.266**	**0.318**	**0.28**	**0.269**	**0.204**
Total Lead	0.015	**0.00518**	**0.00446**	<0.001	**0.00553**	**0.004**	was not	**0.0328**	**0.0326**	**0.0176**	**0.0233**	**0.0153**	**0.025**
Total Zinc	2	**3.73**	**4.90**	**1.48**	**4.23**	**8.3**	sampled	**3.15**	**3.18**	**2.96**	**2.83**	**3.31**	**2.88**
Dissolved Arsenic	0.01	<0.005	<0.005	<0.005	<0.005	na		<0.005	<0.005	<0.005	<0.005	<0.005	<0.005
Dissolved Copper	1.3	**2.02**	**1.90**	**0.308**	**1.68**	na		**0.237**	**0.217**	**0.312**	**0.276**	**0.291**	**0.195**
Dissolved Lead	0.015	**0.00294**	**0.00446**	<0.001	**0.0049**	na		**0.0321**	**0.0324**	**0.0161**	**0.0225**	**0.0138**	**0.0181**
Dissolved Zinc	2	**4.33**	**3.05**	**1.44**	**2.97**	na		**1.03**	**3**	**2.92**	**2.67**	**3.5**	**2.86**
Total of Total Metals Concentrations		5.96518	7.83446	1.834	6.24553	12.3078		3.4208	3.4786	3.2956	3.1333	3.5943	3.109
Total of Dissolved Metals Concentrations		6.35294	4.95446	1.748	4.6549			1.2991	3.2494	3.2481	2.9685	3.8048	3.0731
Inorganics mg/L													
Nitrate	10 (NR)	**1.6**	<2.5	**3.7**	<2.5	**1.5**		**1.7**	**1.5**	<2.5	**2.1**	**1.2**	**0.33**
Sulfate	250 (NR)	**400**	**380**	**470**	**380**	**750**		**260**	**270**	**260**	**270**	**260**	**190**
Organochlorine Pesticides mg/L													
4,4´-DDD	0.0001	<0.0001	<0.0001	<0.0001	<0.0001	<0.000097		<0.0001	<0.0001	<0.0001	<0.0001	<0.0001	<0.0001
4,4´-DDE	0.0001	<0.0001	<0.0001	<0.0001	<0.0001	<0.000097		<0.0001	<0.0001	<0.0001	<0.0001	<0.0001	<0.0001
4,4´-DDT	0.0001	<0.0001	<0.0001	<0.0001	<0.0001	<0.000097		<0.0001	<0.0001	<0.0001	<0.0001	<0.0001	<0.0001
alpha-BHC	0.00005(DL)	**0.00027**	**0.00019**	**0.00018**	**0.00022**	**0.00079**		**0.00012**	<0.00005	**0.00014**	**0.00016**	**0.00014**	**0.00014**
alpha-Chlordane	0.002	<0.00005	<0.00005	<0.00005	<0.00005	<0.00049		<0.00005	<0.00005	<0.00005	<0.00005	<0.00005	<0.00005
beta-BHC	0.00005(DL)	**0.00079**	**0.00043**	**0.001**	**0.00052**	**0.00096**		**0.0056**	**0.0047**	**0.0054**	**0.0049**	**0.0035**	**0.0074**
delta-BHC	0.00005(DL)	**0.00013**	<0.00005	**0.00016**	**0.00013**	**0.00026**		**0.00014**	**0.000099**	**0.00013**	**0.00019**	**0.00011**	**0.00010**
Dieldrin	0.0001(DL)	<0.0001	<0.0001	<0.0001	<0.0001	<0.000097		<0.0001	<0.0001	<0.0001	<0.0001	<0.0001	<0.0001
gamma-BHC	0.0002	**0.00023**	**0.00016**	**0.00015**	**0.00021**	**0.00047**		**0.000056**	<0.00005	**0.000054**	**0.000066**	<0.00005	<0.00005
gamma-Chlordane	0.002	<0.00005	<0.00005	<0.00005	<0.00005	na		<0.00005	<0.00005	<0.00005	<0.00005	<0.00005	<0.00005
Heptachlor	0.0004	<0.00005	<0.00005	<0.00005	<0.00005	<0.000049		<0.00005	<0.00005	<0.00005	<0.00005	<0.00005	<0.00005
Methoxychlor	0.04	<0.0005	<0.0005	<0.0005	<0.0005	<0.000097		<0.0005	<0.0005	<0.0005	<0.0005	<0.0005	<0.0005
Toxaphene	0.003	<0.005	<0.005	<0.005	<0.005	<0.0049		<0.003	<0.003	<0.003	<0.005	<0.005	<0.005
Total Pesticides		0.00142	0.00078	0.00149	0.00108	0.00248		0.00592	0.00480	0.00572	0.00532	0.00375	0.00764
pH (std units)		4.52	4.12	5.77	3.98	3.97/4.01		4.91	4.64	4.05	4.42	4.18	4.49
Specific Conductance (mS/cm)		0.806	0.662	1.03	0.682	0.76/1.03		0.582	0.558	0.373	0.659	0.439	0.578
Turbidity (NTUs)		10.7	1.23	0.27	0.9	6.8/1.98		0.4	0.0	0.0	1.5	8.7	0.0
DO (mg/L)		1.85	0.71	1.25	1.09			2.02	2.4	0.0	2.12	0.98	4.51
ORP (mV)		2.86	241	167	319			294	206	328	307	375	150

TABLE 3: SUMMARY OF GROUNDWATER ANALYTICAL RESULTS

Well Number	*Type 1 RRS*	**MW-25**	**MW-25**	**MW-25**	**MW-25**	**MW-25**	**MW-26**	**MW-26**	**MW-26**	**MW-26**	**MW-26**	**MW-26**
Sample Date	*Concentrations*	**5/1/2014**	**11/18/2013**	**5/24/2013**	**2012**	**9/14/2010**	**11/1/2017**	**5/3/2017**	**11/9/2016**	**6/2/2016**	**11/11/2015**	**5/28/2015**
Metals mg/L												
Total Arsenic	0.01	Well could	Well was	**0.0327**	Well was	**0.0027**	<0.005	<0.005	<0.005	<0.005	<0.005	<0.005
Total Copper	1.3	not be located	dry and	**0.363**	dry and	**0.32**	**0.00855**	**0.00809**	**0.0117**	**0.00841**	**0.011**	**0.0102**
Total Lead	0.015	and was not	was not	**0.314**	was not	**0.02**	<0.001	<0.001	<0.001	<0.001	**0.00109**	<0.001
Total Zinc	2	sampled	sampled	**3.26**	sampled	**2.9**	**0.175**	**0.126**	**0.155**	**0.138**	**0.14**	**0.142**
Dissolved Arsenic	0.01			<0.005		na	<0.005	<0.005	<0.005	<0.005	<0.005	<0.005
Dissolved Copper	1.3			**0.317**		na	**0.00848**	**0.00753**	**0.0103**	**0.00752**	**0.00754**	**0.0097**
Dissolved Lead	0.015			**0.0283**		na	<0.001	<0.001	<0.001	<0.001	<0.001	<0.001
Dissolved Zinc	2			**3.43**		na	**0.172**	**0.116**	**0.124**	**0.105**	**0.126**	**0.136**
Total of Total Metals Concentrations				3.9697		3.2427	0.18355	0.13409	0.1667	0.14641	0.1521	0.1522
Total of Dissolved Metals Concentrations				3.7753			0.18048	0.12353	0.1343	0.11252	0.13354	0.1457
Inorganics mg/L												
Nitrate	10 (NR)			**1.9**		**4.7**	**3.1**	**3.2**	**3**	**3.5**	**1.4**	**1.3**
Sulfate	250 (NR)			**240**		**200**	**260**	**230**	**310**	**210**	**270**	**230**
Organochlorine Pesticides mg/L												
4,4´-DDD	0.0001			<0.0001		<0.000095	<0.0001	<0.0001	<0.0001	<0.0001	<0.0001	<0.0001
4,4´-DDE	0.0001			<0.0001		<0.000095	<0.0001	<0.0001	<0.0001	<0.0001	<0.0001	<0.0001
4,4´-DDT	0.0001			<0.0001		<0.000095	<0.0001	<0.0001	<0.0001	<0.0001	<0.0001	<0.0001
alpha-BHC	0.00005(DL)			**0.00026**		**0.00019**	<0.00005	<0.00005	<0.00005	**0.000077**	<0.00005	**0.000061**
alpha-Chlordane	0.002			<0.00005		<0.00048	<0.00005	<0.00005	<0.00005	<0.00005	<0.00005	<0.00005
beta-BHC	0.00005(DL)			**0.0021**		**0.00095**	**0.00046**	**0.00031**	**0.00036**	**0.00078**	**0.00036**	**0.00043**
delta-BHC	0.00005(DL)			**0.000075**		**0.00013**	**0.000056**	<0.00005	**0.000055**	**0.0001**	**0.000064**	**0.000074**
Dieldrin	0.0001(DL)			<0.0001		<0.000095	<0.0001	<0.0001	<0.0001	<0.0001	<0.0001	<0.0001
gamma-BHC	0.0002			**0.00008**		**0.00012**	<0.00005	<0.00005	<0.00005	**0.000052**	0.021	<0.00005
gamma-Chlordane	0.002			<0.00005		na	<0.00005	<0.00005	<0.00005	<0.00005	<0.00005	<0.00005
Heptachlor	0.0004			<0.00005		<0.000048	<0.00005	<0.00005	<0.00005	<0.00005	<0.00005	<0.00005
Methoxychlor	0.04			<0.0005		<0.000095	<0.0005	<0.0005	<0.0005	<0.0005	<0.0005	<0.0005
Toxaphene	0.003			<0.005		<0.0048	<0.003	<0.003	<0.003	<0.003	<0.005	<0.005
Total Pesticides				0.002515		0.00139	0.00052	0.00031	0.00042	0.00101	0.021424	0.000565
pH (std units)		DRY	DRY	4.46	DRY	4.07	4.92	4.95	4.99	4.47	5.11	4.94
Specific Conductance (mS/cm)				0.776		0.49	0.527	0.553	0.642	0.528	0.583	0.499
Turbidity (NTUs)				354		9.7	1.3	0	1.6	2.6	6.3	0
DO (mg/L)				7.99			0	0.96	0.0	0.55	1.88	0
ORP (mV)				282			320	216	311	336	300	303

TABLE 3: SUMMARY OF GROUNDWATER ANALYTICAL RESULTS

Well Number	*Type 1 RRS*	**MW-26**	**MW-26**	**MW-26**	**MW-26**	**MW-26**	**MW-26**	**MW-101**	**MW-101**	**MW-101**	**MW-101**	**MW-101**
Sample Date	*Concentrations*	**11/12/2014**	**5/14/2014**	**11/13/2013**	**5/22/2013**	**11/14/2012**	**7/28/2010 & 9/13/2010**	**11/1/2017**	**5/2/2017**	**11/8/2016**	**6/1/2016**	**11/10/2015**
Metals mg/L												
Total Arsenic	0.01	<0.005	<0.005	<0.005	<0.005	<0.005	<0.0025	<0.005	<0.005	<0.005	<0.005	<0.005
Total Copper	1.3	**0.0126**	**0.0193**	**0.144**	**0.0146**	**0.0204**	**0.01**	**0.00503**	**0.00609**	**0.00963**	**0.0113**	**0.00827**
Total Lead	0.015	**0.00139**	**0.00247**	**0.00122**	**0.00136**	**0.00799**	<0.0015	**0.00173**	**0.00186**	**0.00163**	**0.00332**	**0.00351**
Total Zinc	2	**0.168**	**0.166**	**0.164**	**0.209**	**0.228**	**0.16**	**1.50**	**2.03**	**0.194**	**0.751**	**1.1**
Dissolved Arsenic	0.01	<0.005	<0.005	<0.005	<0.005	<0.005	na	<0.005	<0.005	<0.005	<0.005	<0.005
Dissolved Copper	1.3	**0.0109**	**0.0137**	**0.00811**	**0.00873**	**0.00814**	na	**0.00475**	**0.00561**	**0.0075**	**0.00863**	<0.002
Dissolved Lead	0.015	<0.001	<0.001	**0.00100**	<0.001	<0.001	na	**0.00164**	**0.00181**	**0.00112**	**0.00175**	**0.00125**
Dissolved Zinc	2	**0.179**	**0.149**	**0.16**	**0.175**	**0.219**	na	**1.43**	**2.03**	**0.174**	**0.741**	**1.05**
Total of Total Metals Concentrations		0.18199	0.18777	0.30922	0.22496	0.25639	0.17	1.50676	2.03795	0.20526	0.76562	1.11178
Total of Dissolved Metals Concentrations		0.1899	0.1627	0.16911	0.18373	0.22714		1.43639	2.03742	0.18262	0.75138	1.05125
Inorganics mg/L												
Nitrate	10 (NR)	**1.0**	**0.73**	<1.2	**3.0**	**6.4**	**4.8**	**19**	**16**	**4.7**	**13**	**11**
Sulfate	250 (NR)	**190**	**230**	**190**	**170**	**85**	**210**	**70**	**77**	**75**	**63**	**72**
Organochlorine Pesticides mg/L												
4,4´-DDD	0.0001	<0.0001	<0.0001	<0.0001	<0.0001	<0.0001	<0.000095	<0.0001	<0.0001	<0.0001	<0.0001	<0.0001
4,4´-DDE	0.0001	<0.0001	<0.0001	<0.0001	<0.0001	<0.0001	<0.000095	<0.0001	<0.0001	<0.0001	<0.0001	<0.0001
4,4´-DDT	0.0001	<0.0001	<0.0001	<0.0001	<0.0001	<0.0001	<0.000095	<0.0001	<0.0001	<0.0001	<0.0001	<0.0001
alpha-BHC	0.00005(DL)	**0.000071**	**0.00009**	**0.000056**	**0.000081**	<0.00005	**0.00011**	<0.00005	<0.00005	<0.00005	<0.00005	<0.00005
alpha-Chlordane	0.002	<0.00005	<0.00005	<0.00005	<0.00005	<0.00005	<0.00048	<0.00005	<0.00005	<0.00005	<0.00005	<0.00005
beta-BHC	0.00005(DL)	**0.00051**	**0.00052**	**0.00039**	**0.00036**	**0.000096**	**0.00054**	<0.00005	<0.00005	<0.00005	<0.00005	<0.00005
delta-BHC	0.00005(DL)	<.000050	**0.00009**	**0.000074**	**0.000067**	<0.00005	**0.00014**	<0.00005	<0.00005	<0.00005	<0.00005	<0.00005
Dieldrin	0.0001(DL)	<0.0001	<0.0001	<0.0001	<0.0001	<0.0001	<0.000095	<0.0001	<0.0001	<0.0001	<0.0001	<0.0001
gamma-BHC	0.0002	<0.00005	<0.00005	<0.00005	<0.00005	<0.00005	**0.00007**	<0.00005	<0.00005	<0.00005	<0.00005	<0.00005
gamma-Chlordane	0.002	<0.00005	<0.00005	<0.00005	<0.00005	<0.00005	na	<0.00005	<0.00005	<0.00005	<0.00005	<0.00005
Heptachlor	0.0004	<0.00005	<0.00005	<0.00005	<0.00005	<0.00005	<0.000048	<0.00005	<0.00005	<0.00005	<0.00005	<0.00005
Methoxychlor	0.04	<0.0005	<0.0005	<0.0005	<0.0005	<0.0005	<0.000095	<0.0005	<0.0005	<0.0005	<0.0005	<0.0005
Toxaphene	0.003	<0.005	<0.005	<0.005	<0.005	<0.005	<0.0048	<0.003	<0.003	<0.003	<0.003	<0.005
Total Pesticides		0.0006	0.0007	0.000520	0.000508	0.000096	0.00086	BDL	BDL	BDL	BDL	BDL
pH (std units)		3.95	4.84	5.03	5.02	5.54	4.47/4.99	4.71	4.71	4.4	4.47	4.86
Specific Conductance (mS/cm)		0.573	0.517	0.460	0.657	0.339	0.51/0.42	0.484	0.414	0.307	0.239	0.339
Turbidity (NTUs)		3.9	9.51	2.46	60.3	101	7.1/5.14	0.0	0	0.2	9.8	9.1
DO (mg/L)		0.25	1.77	0.49	1.35	1.02		0.21	1.06	0.86	0.0	0.01
ORP (mV)		306	295	230	231	205		356	231	330	331	76

TABLE 3: SUMMARY OF GROUNDWATER ANALYTICAL RESULTS

Well Number	*Type 1 RRS*	**MW-101**	**MW-101**	**MW-101**	**MW-101**	**MW-101**	**MW-101**	**MW-101**	**MW-102**	**MW-102**	**MW-102**	**MW-102**
Sample Date	*Concentrations*	**5/27/2015**	**11/11/2014**	**5/13/2014**	**11/12/2013**	**5/21/2013**	**11/12/2012**	**7/28/2010 & 9/13/2010**	**10/31/2017**	**5/2/2017**	**11/8/2016**	**6/2/2016**
Metals mg/L												
Total Arsenic	0.01	<0.005	<0.005	<0.005	<0.005	<0.005	<0.005	<0.0025	<0.005	<0.005	<0.005	<0.005
Total Copper	1.3	**0.0175**	**0.00850**	**0.0156**	**0.0112**	**0.00866**	**0.0331**	**0.022**	<0.002	**0.00358**	**0.0259**	**0.0139**
Total Lead	0.015	**0.00292**	**0.00161**	**0.00679**	**0.00308**	**0.00251**	**0.00252**	**0.0035**	<0.001	<0.001	<0.001	**0.00125**
Total Zinc	2	**0.925**	**0.263**	**0.977**	**0.909**	**0.937**	**0.158**	**0.66**	**0.0113**	**0.0165**	**0.0702**	**0.214**
Dissolved Arsenic	0.01	<0.005	<0.005	<0.005	<0.005	<0.005	<0.005	na	<0.005	<0.005	<0.005	<0.005
Dissolved Copper	1.3	**0.00839**	**0.00791**	**0.00427**	**0.00404**	**0.00585**	**0.0328**	na	<0.002	**0.00268**	**0.00337**	**0.0181**
Dissolved Lead	0.015	**0.00139**	<0.001	<0.001	**0.00210**	<0.001	**0.00201**	na	<0.001	<0.001	<0.001	<0.001
Dissolved Zinc	2	**0.8**	**0.275**	**0.788**	**0.977**	**0.928**	**0.151**	na	**0.0104**	**0.0179**	**0.0337**	**0.225**
Total of Total Metals Concentrations		0.94542	0.27311	0.99939	0.92328	0.94817	0.19362	0.6855	0.0113	0.02008	0.0961	0.22915
Total of Dissolved Metals Concentrations		0.80978	0.28291	0.79227	0.98314	0.93385	0.18581		0.0104	0.02058	0.03707	0.2431
Inorganics mg/L												
Nitrate	10 (NR)	**6.5**	**5.5**	**9.7**	**10**	**9.9**	**1.5**	**11**	**2.5**	**2.3**	<12	**1.7**
Sulfate	250 (NR)	**72**	**66**	**74**	**76**	**70**	**46**	**84**	**60**	**57**	**210**	**260**
Organochlorine Pesticides mg/L												
4,4´-DDD	0.0001	<0.0001	<0.0001	<0.0001	<0.0001	<0.0001	<0.0001	<0.000097	<0.0001	<0.0001	<0.0001	<0.0001
4,4´-DDE	0.0001	<0.0001	<0.0001	<0.0001	<0.0001	<0.0001	<0.0001	<0.000097	<0.0001	<0.0001	<0.0001	<0.0001
4,4´-DDT	0.0001	<0.0001	<0.0001	<0.0001	<0.0001	<0.0001	<0.0001	<0.000097	<0.0001	<0.0001	<0.0001	<0.0001
alpha-BHC	0.00005(DL)	<0.00005	<0.00005	<0.00005	<0.00005	<0.00005	<0.00005	<0.000049	<0.00005	<0.00005	<0.00005	<0.00005
alpha-Chlordane	0.002	<0.00005	<0.00005	<0.00005	<0.00005	<0.00005	<0.00005	<0.00049	<0.00005	<0.00005	<0.00005	<0.00005
beta-BHC	0.00005(DL)	<0.00005	<0.00005	<0.00005	<0.00005	<0.00005	<0.00005	<0.000049	<0.00005	<0.00005	<0.00005	<0.00005
delta-BHC	0.00005(DL)	<0.00005	<0.00005	<0.00005	<0.00005	<0.00005	<0.00005	<0.000049	<0.00005	<0.00005	<0.00005	<0.00005
Dieldrin	0.0001(DL)	<0.0001	<0.0001	<0.0001	<0.0001	<0.0001	<0.0001	<0.000097	<0.0001	<0.0001	<0.0001	<0.0001
gamma-BHC	0.0002	<0.00005	<0.00005	<0.00005	<0.00005	<0.00005	<0.00005	<0.000049	<0.00005	<0.00005	<0.00005	<0.00005
gamma-Chlordane	0.002	<0.00005	<0.00005	<0.00005	<0.00005	<0.00005	<0.00005	na	<0.00005	<0.00005	<0.00005	<0.00005
Heptachlor	0.0004	<0.00005	<0.00005	<0.00005	<0.00005	<0.00005	<0.00005	<0.000049	<0.00005	<0.00005	<0.00005	<0.00005
Methoxychlor	0.04	<0.0005	<0.0005	<0.0005	<0.0005	<0.0005	<0.0005	<0.000097	<0.0005	<0.0005	<0.0005	<0.0005
Toxaphene	0.003	<0.005	<0.005	<0.005	<0.005	<0.005	<0.005	<0.0049	<0.003	<0.003	<0.003	<0.003
Total Pesticides		BDL	BDL	BDL	BDL	BDL	BDL	BDL	BDL	BDL	BDL	BDL
pH (std units)		4.65	3.84	4.43	4.65	4.71	4.62	4.32/4.5	5.34	5.67	5.32	5.06
Specific Conductance (mS/cm)		0.218	0.254	0.295	0.275	0.402	0.161	0.22/0.26	0.193	0.201	0.593	0.484
Turbidity (NTUs)		3.8	1.1	0.7	7.2	10.2	7.73	2.44/0.89	1.37	9.1	0.3	7.5
DO (mg/L)		0	0.96	2.39	0.97	2.08	0.49		0.85	1.9	2.8	0.53
ORP (mV)		311	330	223	3	272	289		196	186	279	281

TABLE 3: SUMMARY OF GROUNDWATER ANALYTICAL RESULTS

Well Number	*Type 1 RRS*	**MW-102**	**MW-102**	**MW-102**	**MW-102**	**MW-102**	**MW-102**	**MW-102**	**MW-102**	**MW-104A**	**MW-104A**	**MW-104A**
Sample Date	*Concentrations*	**11/10/2015**	**5/27/2015**	**11/11/2014**	**5/13/2014**	**11/12/2013**	**5/21/2013**	**11/13/2012**	**7/29/2010 & 9/14/2010**	**11/2/2017**	**5/3/2017**	**11/8/2016**
Metals mg/L												
Total Arsenic	0.01	<0.005	<0.005	<0.005	<0.005	<0.005	<0.005	<0.005	<0.0025	<0.005	<0.005	<0.005
Total Copper	1.3	**0.00303**	**0.00977**	**0.00626**	**0.0152**	**0.0115**	**0.00836**	**0.00934**	<0.005	<0.002	**0.00396**	<0.002
Total Lead	0.015	<0.001	**0.00115**	<0.001	<0.001	<0.001	<0.001	<0.001	**0.0025**	<0.001	**0.00129**	<0.001
Total Zinc	2	**0.0205**	**0.129**	**0.0276**	**0.377**	**0.0342**	**0.0407**	**0.0245**	<0.02	<0.01	<0.0100	<0.01
Dissolved Arsenic	0.01	<0.005	<0.005	<0.005	<0.005	<0.005	<0.005	<0.005	na	<0.005	<0.005	<0.005
Dissolved Copper	1.3	<0.002	**0.00726**	**0.00433**	**0.00565**	<0.002	<0.002	**0.0089**	na	<0.002	<0.002	<0.002
Dissolved Lead	0.015	<0.001	<0.001	<0.001	<0.001	<0.001	<0.001	<0.001	na	<0.001	<0.001	<0.001
Dissolved Zinc	2	<0.01	**0.107**	**0.0277**	**0.293**	**0.0257**	**0.0227**	**0.0247**	na	<0.01	<0.0100	<0.01
Total of Total Metals Concentrations		0.02353	0.13992	0.03386	0.3922	0.0457	0.04906	0.03384	0.0025	BDL	0.00525	BDL
Total of Dissolved Metals Concentrations		BDL	0.11426	0.03203	0.29865	0.0257	0.0227	0.0336		BDL	BDL	BDL
Inorganics mg/L												
Nitrate	10 (NR)	**2.2**	**2.7**	<2.5	**2.5**	**3.0**	**4.0**	**2.3**	**5.1**	<0.25	<0.25	<12
Sulfate	250 (NR)	**46**	**200**	**190**	**270**	**280**	**58**	**45**	**160**	**85**	**77**	**98**
Organochlorine Pesticides mg/L												
4,4´-DDD	0.0001	<0.0001	<0.0001	<0.0001	<0.0001	<0.0001	<0.0001	<0.0001	<0.000097	<0.0001	<0.0001	<0.0001
4,4´-DDE	0.0001	<0.0001	<0.0001	<0.0001	<0.0001	<0.0001	<0.0001	<0.0001	<0.000097	<0.0001	<0.0001	<0.0001
4,4´-DDT	0.0001	<0.0001	<0.0001	<0.0001	<0.0001	<0.0001	<0.0001	<0.0001	<0.000097	<0.0001	<0.0001	<0.0001
alpha-BHC	0.00005(DL)	<0.00005	<0.00005	<0.00005	<0.00005	<0.00005	<0.00005	<0.00005	<0.000049	<0.00005	<0.00005	<0.00005
alpha-Chlordane	0.002	<0.00005	<0.00005	<0.00005	<0.00005	<0.00005	<0.00005	<0.00005	<0.00049	<0.00005	<0.00005	<0.00005
beta-BHC	0.00005(DL)	<0.00005	<0.00005	<0.00005	<0.00005	<0.00005	<0.00005	<0.00005	<0.000049	<0.00005	<0.00005	<0.00005
delta-BHC	0.00005(DL)	<0.00005	<0.00005	<0.00005	<0.00005	<0.00005	<0.00005	<0.00005	<0.000049	<0.00005	<0.00005	<0.00005
Dieldrin	0.0001(DL)	<0.0001	<0.0001	<0.0001	<0.0001	<0.0001	<0.0001	<0.0001	<0.000097	<0.0001	<0.0001	<0.0001
gamma-BHC	0.0002	<0.00005	<0.00005	<0.00005	<0.00005	<0.00005	<0.00005	<0.00005	<0.000049	<0.00005	<0.00005	<0.00005
gamma-Chlordane	0.002	<0.00005	<0.00005	<0.00005	<0.00005	<0.00005	<0.00005	<0.00005	na	<0.00005	<0.00005	<0.00005
Heptachlor	0.0004	<0.00005	<0.00005	<0.00005	<0.00005	<0.00005	<0.00005	<0.00005	<0.000049	<0.00005	<0.00005	<0.00005
Methoxychlor	0.04	<0.0005	<0.0005	<0.0005	<0.0005	<0.0005	<0.0005	<0.0005	<0.000097	<0.0005	<0.0005	<0.0005
Toxaphene	0.003	<0.005	<0.005	<0.005	<0.005	<0.005	<0.005	<0.005	<0.0049	<0.003	<0.003	<0.003
Total Pesticides		BDL	BDL	BDL	BDL	BDL	BDL	BDL	BDL	BDL	BDL	BDL
pH (std units)		5.88	5.5	5.01	4.82	4.38	5.37	5.62	4.84/5.54	6.53	6.54	6.48
Specific Conductance (mS/cm)		0.23	0.461	0.366	0.713	0.923	0.251	0.227	0.41/0.37	0.730	0.642	0.923
Turbidity (NTUs)		1.6	7.9	0.3	499	215	6.9	0	1.11/0.03	6.44	5.6	0.2
DO (mg/L)		4.58	1.58	0.0	3.46	3.43	4.39	3.07		0.0	0.33	0.82
ORP (mV)		196	286	222	312	205	228	202		-82	-76	-60

TABLE 3: SUMMARY OF GROUNDWATER ANALYTICAL RESULTS

Well Number	*Type 1 RRS*	**MW-104A**	**MW-104A**	**MW-104A**	**MW-104A**	**MW-104A**	**MW-104A**	**MW-104A**	**MW-104A**	**MW-104A**	**MW-104D**	**MW-104D**
Sample Date	*Concentrations*	**6/3/2016**	**11/11/2015**	**6/1/2015**	**11/12/2014**	**5/14/2014**	**11/14/2013**	**5/28/2013**	**11/14/2012**	**9/15/2010**	**11/2/2017**	**5/3/2017**
Metals mg/L												
Total Arsenic	0.01	<0.005	<0.005	<0.005	<0.005	<0.005	<0.005	<0.005	<0.005	<0.0025	<0.005	<0.005
Total Copper	1.3	**0.00219**	<0.002	<0.002	<0.002	**0.0244**	**0.00411**	**0.00427**	<0.002	<0.005	**0.00386**	**0.00456**
Total Lead	0.015	<0.001	<0.001	<0.001	<0.001	**0.00548**	**0.00158**	<0.001	<0.001	<0.0015	<0.001	<0.001
Total Zinc	2	<0.01	<0.010	**0.0109**	<0.010	**0.0503**	**0.0126**	**0.0112**	<0.01	<0.02	<0.010	**0.0112**
Dissolved Arsenic	0.01	<0.005	<0.005	<0.005	<0.005	<0.005	<0.005	<0.005	<0.005	na	<0.005	<0.005
Dissolved Copper	1.3	<0.002	<0.002	<0.002	<0.002	<0.002	<0.002	<0.002	<0.002	na	<0.002	<0.002
Dissolved Lead	0.015	<0.001	<0.001	<0.001	<0.001	<0.001	<0.001	<0.001	<0.001	na	<0.001	<0.001
Dissolved Zinc	2	<0.01	<0.01	<0.01	<0.01	<0.01	<0.01	<0.01	<0.01	na	<0.0100	<0.0100
Total of Total Metals Concentrations		0.00219	BDL	BDL	BDL	0.08018	0.01829	0.01547	BDL	BDL	0.00386	0.01576
Total of Dissolved Metals Concentrations		BDL	BDL	BDL	BDL	BDL	BDL	BDL	BDL		BDL	BDL
Inorganics mg/L												
Nitrate	10 (NR)	<2.5	<0.25	<0.25	<0.25	<0.25	<0.25	<0.25	<0.25	<0.25	<0.25	< 2.5
Sulfate	250 (NR)	**100**	**98**	**85**	**84**	**89**	**93**	**87**	**73**	**93**	<1.0	< 10
Organochlorine Pesticides mg/L												
4,4´-DDD	0.0001	<0.0001	<0.0001	<0.0001	<0.0001	<0.0001	<0.0001	<0.0001	<0.0001	<0.000094	<0.0001	<0.0001
4,4´-DDE	0.0001	<0.0001	<0.0001	<0.0001	<0.0001	<0.0001	<0.0001	<0.0001	<0.0001	<0.000094	<0.0001	<0.0001
4,4´-DDT	0.0001	<0.0001	<0.0001	<0.0001	<0.0001	<0.0001	<0.0001	<0.0001	<0.0001	<0.000094	<0.0001	<0.0001
alpha-BHC	0.00005(DL)	<0.00005	<0.00005	<0.00005	<0.00005	<0.00005	<0.00005	<0.00005	<0.00005	<0.000047	<0.00005	<0.00005
alpha-Chlordane	0.002	<0.00005	<0.00005	<0.00005	<0.00005	<0.00005	<0.00005	<0.00005	<0.00005	<0.00047	<0.00005	<0.00005
beta-BHC	0.00005(DL)	<0.00005	<0.00005	<0.00005	<0.00005	<0.00005	<0.00005	<0.00005	<0.00005	<0.000047	<0.00005	<0.00005
delta-BHC	0.00005(DL)	<0.00005	<0.00005	<0.00005	<0.00005	<0.00005	<0.00005	<0.00005	<0.00005	<0.000047	<0.00005	<0.00005
Dieldrin	0.0001(DL)	<0.0001	<0.0001	<0.0001	<0.0001	<0.0001	<0.0001	<0.0001	<0.0001	<0.000094	<0.0001	<0.0001
gamma-BHC	0.0002	<0.00005	<0.00005	<0.00005	<0.00005	<0.00005	<0.00005	<0.00005	<0.00005	<0.000047	<0.00005	<0.00005
gamma-Chlordane	0.002	<0.00005	<0.00005	<0.00005	<0.00005	<0.00005	<0.00005	<0.00005	<0.00005	na	<0.00005	<0.00005
Heptachlor	0.0004	<0.00005	<0.00005	<0.00005	<0.00005	<0.00005	<0.00005	<0.00005	<0.00005	<0.000047	<0.00005	<0.00005
Methoxychlor	0.04	<0.0005	<0.0005	<0.0005	<0.0005	<0.0005	<0.0005	<0.0005	<0.0005	<0.000094	<0.0005	<0.0005
Toxaphene	0.003	<0.003	<0.005	<0.005	<0.005	<0.005	<0.005	<0.005	<0.005	<0.0047	<0.003	<0.003
Total Pesticides		BDL	BDL	BDL	BDL	BDL	BDL	BDL	BDL	BDL	BDL	BDL
pH (std units)		6.83	6.51	6.72	5.79	6.45	6.41	6.41	6.48	6.24	6.37	6.55
Specific Conductance (mS/cm)		0.704	0.911	0.766	0.870	0.874	0.797	0.859	0.876	0.74	2.79	2.43
Turbidity (NTUs)		0.0	9.8	0	3.6	15.7	9.13	0	0	1.49	17.3	28.5
DO (mg/L)		0.7	0	0	0.18	0.32	0.35	1.03	2		0.0	0.34
ORP (mV)		-85	-60	-112	-95	-92	-128	-111	-98		-33.0	-23

TABLE 3: SUMMARY OF GROUNDWATER ANALYTICAL RESULTS

Well Number	*Type 1 RRS*	**MW-104D**	**MW-104D**	**MW-104D**	**MW-104D**	**MW-104D**	**MW-104D**	**MW-104D**	**MW-104D**	**MW-104D**	**MW-104D**	**MW-105**
Sample Date	*Concentrations*	**11/9/2016**	**6/6/2016**	**11/12/2015**	**6/3/2015**	**11/13/2014**	**5/15/2014**	**11/15/2013**	**5/28/2013**	**11/14/2012**	**9/15/2010**	**11/3/2017**
Metals mg/L												
Total Arsenic	0.01	<0.005	<0.005	<0.005	<0.005	<0.005	<0.005	<0.005	<0.005	<0.005	**0.0042**	<0.005
Total Copper	1.3	**0.0507**	**0.00701**	**0.0035**	**0.00553**	**0.00367**	**0.00560**	<0.002	**0.0107**	**0.00816**	<0.005	**0.0117**
Total Lead	0.015	**0.00829**	<0.001	<0.001	<0.001	<0.001	<0.001	<0.001	<0.001	**0.00114**	<0.0015	**0.00256**
Total Zinc	2	**0.0693**	**0.0128**	**0.0103**	<0.010	<0.010	**0.0152**	**0.0327**	**0.0181**	**0.0164**	<0.02	**0.0230**
Dissolved Arsenic	0.01	<0.005	<0.005	<0.005	<0.005	<0.005	<0.005	<0.005	<0.005	<0.005	na	<0.005
Dissolved Copper	1.3	<002	**0.00589**	<0.002	<0.002	<0.002	<0.002	<0.002	<0.002	<0.002	na	<0.002
Dissolved Lead	0.015	<0.001	<0.001	<0.001	<0.001	<0.001	<0.001	<0.001	<0.001	<0.001	na	<0.001
Dissolved Zinc	2	<0.01	**0.0106**	<0.01	**0.025**	<0.01	<0.01	<0.01	<0.01	<0.01	na	<0.01
Total of Total Metals Concentrations		0.12829	0.01981	0.0138	0.00553	0.00367	0.0208	0.0327	0.0288	0.0257	BDL	0.03726
Total of Dissolved Metals Concentrations		BDL	0.01649	BDL	0.025	BDL	BDL	BDL	BDL	BDL		BDL
Inorganics mg/L												
Nitrate	10 (NR)	<5.0	<2.5	<5	**0.34**	<2.5	<1.2	<0.25	<1.2	<2.5	<0.25	**0.36**
Sulfate	250 (NR)	**21**	**16**	<20	<1.0	<10	<5.0	<1	<5	<10	<5	**180**
Organochlorine Pesticides mg/L												
4,4´-DDD	0.0001	<0.0001	<0.0001	<0.0001	<0.0001	<0.0001	<0.0001	<0.0001	<0.0001	<0.0001	<0.000094	<0.0001
4,4´-DDE	0.0001	<0.0001	<0.0001	<0.0001	<0.0001	<0.0001	<0.0001	<0.0001	<0.0001	<0.0001	<0.000094	<0.0001
4,4´-DDT	0.0001	<0.0001	<0.0001	<0.0001	<0.0001	<0.0001	<0.0001	<0.0001	<0.0001	<0.0001	<0.000094	<0.0001
alpha-BHC	0.00005(DL)	<0.00005	<0.00005	<0.00005	<0.00005	<0.00005	<0.00005	<0.00005	<0.00005	<0.00005	<0.000047	<0.00005
alpha-Chlordane	0.002	<0.00005	<0.00005	<0.00005	<0.00005	<0.00005	<0.00005	<0.00005	<0.00005	<0.00005	<0.00047	<0.00005
beta-BHC	0.00005(DL)	<0.00005	<0.00005	<0.00005	<0.00005	<0.00005	<0.00005	<0.00005	<0.00005	<0.00005	<0.000047	<0.00005
delta-BHC	0.00005(DL)	<0.00005	<0.00005	<0.00005	<0.00005	<0.00005	<0.00005	<0.00005	<0.00005	<0.00005	<0.000047	<0.00005
Dieldrin	0.0001(DL)	<0.0001	<0.0001	<0.0001	<0.0001	<0.0001	<0.0001	<0.0001	<0.0001	<0.0001	<0.000094	<0.0001
gamma-BHC	0.0002	<0.00005	<0.00005	<0.00005	<0.00005	<0.00005	<0.00005	**0.000069**	<0.00005	<0.00005	<0.000047	<0.00005
gamma-Chlordane	0.002	<0.00005	<0.00005	<0.00005	<0.00005	<0.00005	<0.00005	<0.00005	<0.00005	<0.00005	na	<0.00005
Heptachlor	0.0004	<0.00005	<0.00005	<0.00005	<0.00005	<0.00005	<0.00005	<0.00005	<0.00005	<0.00005	<0.000047	<0.00005
Methoxychlor	0.04	<0.0005	<0.0005	<0.0005	<0.0005	<0.0005	<0.0005	<0.0005	<0.0005	<0.0005	<0.000094	<0.0005
Toxaphene	0.003	<0.003	<0.003	<0.005	<0.005	<0.005	<0.005	<0.005	<0.005	<0.005	<0.0047	<0.005
Total Pesticides		BDL	BDL	BDL	BDL	BDL	BDL	0.000069	BDL	BDL	BDL	BDL
pH (std units)		6.24	6.91	6.46	6.58	6.06	6.41	6.25	6.38	6.44	6.51	5.69
Specific Conductance (mS/cm)		2.95	2.8	3.18	3.1	3.19	2.77	3.1	2.61	2.93	3.13	0.494
Turbidity (NTUs)		42.5	58.4	52.6	49.7	20.2	429	8.2	21.2	27.7	18	151.0
DO (mg/L)		0.9	0.0	0	0	0.0	0.24	0.41	1.59	2.27		0.0
ORP (mV)		-2	-37	-30	-130	-67	-54	-69	-71	-67		170.0

TABLE 3: SUMMARY OF GROUNDWATER ANALYTICAL RESULTS

Well Number	*Type 1 RRS*	**MW-105**	**MW-105**	**MW-105**	**MW-105**	**MW-105**	**MW-105**	**MW-105**	**MW-105**	**MW-105**	**MW-105**	**MW-105**
Sample Date	*Concentrations*	**5/4/2017**	**11/8/2016**	**6/6/2016**	**11/12/2015**	**6/1/2015**	**11/14/2014**	**5/13/2014**	**11/14/2013**	**5/21/2013**	**12/5/2012**	**11/15/2012**
Metals mg/L												
Total Arsenic	0.01	<0.005	<0.005	<0.005	<0.005	<0.005	<0.005	<0.005	**0.00552**	<0.005	na	<0.005
Total Copper	1.3	**0.00789**	**0.00754**	**0.00654**	**0.00455**	**0.00906**	**0.00404**	**0.0134**	**0.0112**	**0.00564**	na	**0.0114**
Total Lead	0.015	<0.001	**0.00103**	**0.00148**	<0.001	**0.003**	**0.00154**	**0.00131**	**0.00487**	<0.001	na	<0.001
Total Zinc	2	**0.0115**	**0.0244**	**0.0183**	**0.0132**	**0.0305**	**0.0109**	**0.0443**	**0.0217**	**0.0265**	na	**0.0475**
Dissolved Arsenic	0.01	<0.005	<0.005	<0.005	<0.005	<0.005	<0.005	<0.005	<0.005	<0.005	na	<0.005
Dissolved Copper	1.3	**0.00456**	**0.00645**	**0.00338**	**0.00343**	**0.005**	<0.002	**0.00676**	<0.002	<0.002	na	**0.00851**
Dissolved Lead	0.015	<0.001	<0.001	<0.001	<0.001	<0.001	<0.001	<0.001	<0.001	<0.001	na	<0.001
Dissolved Zinc	2	<0.0100	**0.0284**	<0.01	**0.0107**	**0.0188**	<0.01	**0.0381**	<0.01	**0.0216**	na	**0.0108**
Total of Total Metals Concentrations		0.01939	0.03297	0.02632	0.01775	0.04256	0.01648	0.05901	0.04329	0.03214		0.0589
Total of Dissolved Metals Concentrations		0.00456	0.03485	0.00338	0.01413	0.0238	BDL	0.04486	BDL	0.0216		0.01931
Inorganics mg/L												
Nitrate	10 (NR)	<0.25	<12	<2.5	**0.37**	<0.25	<0.25	<0.25	<0.25	**0.28**	na	<0.25
Sulfate	250 (NR)	**390**	**140**	**360**	**110**	**310**	**97**	**220**	**160**	**230**	na	**71**
Organochlorine Pesticides mg/L												
4,4´-DDD	0.0001	<0.0001	<0.0001	<0.0001	<0.0001	<0.0001	<0.0001	<0.0001	<0.0001	<0.0001	<0.0001	<0.0001
4,4´-DDE	0.0001	<0.0001	<0.0001	<0.0001	<0.0001	<0.0001	<0.0001	<0.0001	<0.0001	<0.0001	<0.0001	<0.0001
4,4´-DDT	0.0001	<0.0001	<0.0001	<0.0001	<0.0001	<0.0001	<0.0001	<0.0001	<0.0001	<0.0001	<0.0001	<0.0001
alpha-BHC	0.00005(DL)	<0.00005	<0.00005	<0.00005	<0.00005	<0.00005	<0.00005	<0.00005	<0.00005	<0.00005	<0.00005	**0.00014**
alpha-Chlordane	0.002	<0.00005	<0.00005	<0.00005	<0.00005	<0.00005	<0.00005	<0.00005	<0.00005	<0.00005	<0.00005	<0.00005
beta-BHC	0.00005(DL)	<0.00005	<0.00005	<0.00005	<0.00005	<0.00005	<0.00005	<0.00005	<0.00005	<0.00005	<0.00005	<0.00005
delta-BHC	0.00005(DL)	<0.00005	<0.00005	<0.00005	<0.00005	<0.00005	**0.000075**	<0.00005	<0.00005	<0.00005	<0.00005	**0.0002**
Dieldrin	0.0001(DL)	<0.0001	<0.0001	<0.0001	<0.0001	<0.0001	<0.0001	<0.0001	<0.0001	<0.0001	<0.0001	<0.0001
gamma-BHC	0.0002	<0.00005	<0.00005	<0.00005	<0.00005	<0.00005	<0.00005	<0.00005	<0.00005	<0.00005	<0.00005	<0.00005
gamma-Chlordane	0.002	<0.00005	<0.00005	<0.00005	<0.00005	<0.00005	<0.00005	<0.00005	<0.00005	<0.00005	<0.00005	<0.00005
Heptachlor	0.0004	<0.00005	<0.00005	<0.00005	<0.00005	<0.00005	<0.00005	<0.00005	<0.00005	<0.00005	<0.00005	<0.00005
Methoxychlor	0.04	<0.0005	<0.0005	<0.0005	<0.0005	<0.0005	<0.0005	<0.0005	<0.0005	<0.0005	<0.0005	<0.0005
Toxaphene	0.003	<0.005	<0.003	<0.003	<0.005	<0.005	<0.005	<0.005	<0.005	<0.005	<0.005	<0.005
Total Pesticides		BDL	BDL	BDL	BDL	BDL	0.000075	BDL	BDL	BDL	BDL	0.00034
pH (std units)		5.27	6.06	5.19	5.98	5.76	5.13	5.22	5.31	5.69	6	6.13
Specific Conductance (mS/cm)		0.573	0.595	0.761	0.531	0.523	0.514	0.570	0.442	0.619	0.514	0.477
Turbidity (NTUs)		38.6	21.8	4.9	29.2	42.1	188	23.6	13.2	9.61	15.1	9.91
DO (mg/L)		2.34	2.13	0.38	0.01	0.17	1.1	2.36	1.48	0.95	2.98	4.37
ORP (mV)		331	119	144	174	195	131	129	127	107	63.3	75

TABLE 3: SUMMARY OF GROUNDWATER ANALYTICAL RESULTS

Well Number	*Type 1 RRS*	**MW-105**	**MW-106D**	**MW-106D**	**MW-106D**	**MW-106D**	**MW-106D**	**MW-106D**	**MW-106D**	**MW-106D**	**MW-106D**	**MW-106D**
Sample Date	*Concentrations*	**9/15/2010**	**11/6/2017**	**5/8/2017**	**11/9/2016**	**6/7/2016**	**11/13/2015**	**6/2/2015**	**11/13/2014**	**5/19/2014**	**11/15/2013**	**5/29/2013**
Metals mg/L												
Total Arsenic	0.01	<0.0025	<0.005	<0.005	<0.005	<0.005	<0.005	<0.005	<0.005	<0.005	<0.005	<0.005
Total Copper	1.3	**0.0057**	**0.00373**	**0.00426**	**0.00363**	**0.00681**	**0.00382**	**0.00529**	**0.00298**	**0.00456**	**0.00897**	**0.00481**
Total Lead	0.015	<0.0015	<0.001	<0.001	<0.001	<0.001	<0.001	<0.001	<0.001	<0.001	**0.00146**	**0.00124**
Total Zinc	2	**0.024**	**0.240**	**0.205**	**0.202**	**0.295**	**0.277**	**0.273**	**0.182**	**0.167**	**0.239**	**0.183**
Dissolved Arsenic	0.01	na	<0.005	<0.005	<0.005	<0.005	<0.005	<0.005	<0.005	<0.005	<0.005	<0.005
Dissolved Copper	1.3	na	**0.00435**	**0.00339**	**0.00313**	**0.00514**	**0.00269**	**0.00357**	<0.002	**0.00347**	**0.00492**	**0.00427**
Dissolved Lead	0.015	na	<0.001	<0.001	<0.001	<0.001	<0.001	<0.001	<0.001	<0.001	<0.001	<0.001
Dissolved Zinc	2	na	**0.229**	**0.0643**	**0.196**	**0.267**	**0.241**	**0.28**	**0.172**	**0.178**	**0.168**	**0.162**
Total of Total Metals Concentrations		0.0297	0.24373	0.20926	0.20563	0.30181	0.28082	0.27829	0.18498	0.17156	0.24943	0.18905
Total of Dissolved Metals Concentrations			0.23335	0.06769	0.19913	0.27214	0.24369	0.28357	0.172	0.18147	0.17292	0.16627
Inorganics mg/L												
Nitrate	10 (NR)	<0.25	**0.80**	**0.82**	<2.5	<2.5	<2.5	**0.61**	**0.47**	**0.37**	<2.5	<1.2
Sulfate	250 (NR)	**97**	**310**	**350**	**400**	**390**	**380**	**380**	**440**	**340**	**390**	**400**
Organochlorine Pesticides mg/L												
4,4´-DDD	0.0001	<0.000094	<0.0001	<0.0001	<0.0001	<0.0001	<0.0001	<0.0001	<0.0001	<0.0001	<0.0001	<0.0001
4,4´-DDE	0.0001	<0.000094	<0.0001	<0.0001	<0.0001	<0.0001	<0.0001	<0.0001	<0.0001	<0.0001	<0.0001	<0.0001
4,4´-DDT	0.0001	<0.000094	<0.0001	<0.0001	<0.0001	<0.0001	<0.0001	<0.0001	<0.0001	<0.0001	<0.0001	<0.0001
alpha-BHC	0.00005(DL)	<0.000047	**0.0062**	**0.0066**	**0.0071**	**0.0082**	**0.0079**	**0.0066**	**0.0063**	**0.0066**	**0.0059**	**0.0076**
alpha-Chlordane	0.002	<0.00047	<0.00005	<0.00005	<0.00005	<0.00005	<0.00005	<0.00005	<0.00005	<0.00005	<0.00005	<0.00005
beta-BHC	0.00005(DL)	<0.000047	**0.0020**	**0.002**	**0.0021**	**0.0024**	**0.0024**	**0.0022**	**0.0024**	**0.0022**	**0.0022**	**0.0021**
delta-BHC	0.00005(DL)	<0.000047	**0.0060**	**0.0076**	**0.0083**	**0.0098**	**0.01**	**0.0079**	<0.000050	**0.008**	**0.0079**	**0.0075**
Dieldrin	0.0001(DL)	<0.000094	<0.0001	<0.0001	<0.0001	<0.0001	<0.0001	<0.0001	<0.0001	<0.0001	<0.0001	<0.0001
gamma-BHC	0.0002	<0.000047	**0.0040**	**0.0041**	**0.004**	**0.0045**	**0.0041**	**0.0038**	**0.0035**	**0.0033**	**0.0031**	**0.0042**
gamma-Chlordane	0.002	na	<0.00005	<0.00005	<0.00005	<0.00005	<0.00005	<0.00005	<0.00005	<0.00005	<0.00005	<0.00005
Heptachlor	0.0004	<0.000047	<0.00005	<0.00005	<0.00005	<0.00005	<0.00005	<0.00005	<0.00005	<0.00005	<0.00005	<0.00005
Methoxychlor	0.04	<0.000094	<0.0005	<0.0005	<0.0005	<0.0005	<0.0005	<0.0005	<0.0005	<0.0005	<0.0005	<0.0005
Toxaphene	0.003	<0.0047	<0.003	<0.003	<0.003	<0.003	<0.005	<0.005	<0.005	<0.005	<0.005	<0.005
Total Pesticides		BDL	0.01820	0.02030	0.02150	0.02490	0.0244	0.0205	0.0122	0.0201	0.0191	0.0214
pH (std units)		5.57	6.15	6.14	6.17	6.53	6.09	6.46	5.84	6.1	6.05	6.09
Specific Conductance (mS/cm)		0.36	0.785	0.994	1.08	0.784	1.02	0.963	1.29	1.04	1.15	1.25
Turbidity (NTUs)		9.7	0.0	0	0.0	0.0	0	0	0.0	0	0	0
DO (mg/L)			0.0	0.83	1.7	0.0	0.11	0	7.88	1.43	3.54	2.25
ORP (mV)			144	142	160	1.62	186	172	-73	206	111	129

TABLE 3: SUMMARY OF GROUNDWATER ANALYTICAL RESULTS

Well Number	*Type 1 RRS*	**MW-106D**	**MW-106D**	**MW-107D**	**MW-107D**	**MW-107D**	**MW-107D**	**MW-107D**	**MW-107D**	**MW-107D**	**MW-107D**	**MW-107D**
Sample Date	*Concentrations*	**11/15/2012**	**9/15/2010**	**11/3/2017**	**5/4/2017**	**11/9/2016**	**6/6/2016**	**11/12/2015**	**6/1/2015**	**11/13/2014**	**5/21/2014**	**11/18/2013**
Metals mg/L												
Total Arsenic	0.01	<0.005	<0.0025	<0.005	<0.005	<0.005	<0.005	<0.005	<0.005	<0.005	<0.005	<0.005
Total Copper	1.3	**0.00471**	<0.005	**0.00267**	**0.0103**	**0.00439**	**0.0118**	**0.00359**	**0.00511**	**0.00407**	**0.00754**	**0.0101**
Total Lead	0.015	<0.001	<0.0015	<0.001	<0.001	<0.001	<0.001	<0.001	<0.001	<0.001	<0.001	**0.00203**
Total Zinc	2	**0.16**	**0.11**	**0.0125**	**0.0215**	**0.0114**	**0.0261**	**0.0117**	<0.01	**0.0235**	**0.0231**	**0.0176**
Dissolved Arsenic	0.01	<0.005	na	<0.005	<0.005	<0.005	<0.005	<0.005	<0.005	<0.005	<0.005	<0.005
Dissolved Copper	1.3	**0.00233**	na	<0.002	**0.00533**	**0.00436**	**0.00948**	**0.00207**	**0.00328**	<0.002	**0.00458**	**0.012**
Dissolved Lead	0.015	<0.001	na	<0.001	<0.001	<0.001	<0.001	<0.001	<0.001	<0.001	<0.001	**0.00213**
Dissolved Zinc	2	**0.149**	na	<0.01	**0.0146**	<0.01	<0.01	<0.01	<0.01	**0.0197**	**0.0141**	**0.0179**
Total of Total Metals Concentrations		0.16471	0.11	0.01517	0.0318	0.01579	0.0379	0.01529	0.00511	0.02757	0.03064	0.02973
Total of Dissolved Metals Concentrations		0.15133		BDL	0.01993	0.00436	0.00948	0.00207	0.00328	0.0197	0.01868	0.03203
Inorganics mg/L												
Nitrate	10 (NR)	**1.4**	**1.4**	**2.2**	**2.3**	**2.3**	**2.4**	**3.2**	**3.5**	**4.2**	**5.2**	**4.5**
Sulfate	250 (NR)	**380**	**430**	**92**	**110**	**140**	**140**	**160**	**170**	**200**	**180**	**210**
Organochlorine Pesticides mg/L												
4,4´-DDD	0.0001	<0.0001	<0.000094	<0.0001	<0.0001	<0.0001	<0.0001	<0.0001	<0.0001	<0.0001	<0.0001	<0.0001
4,4´-DDE	0.0001	<0.0001	<0.000094	<0.0001	<0.0001	<0.0001	<0.0001	<0.0001	<0.0001	<0.0001	<0.0001	<0.0001
4,4´-DDT	0.0001	<0.0001	<0.000094	<0.0001	<0.0001	<0.0001	<0.0001	<0.0001	<0.0001	<0.0001	<0.0001	<0.0001
alpha-BHC	0.00005(DL)	**0.0068**	**0.0082**	<0.00005	<0.00005	<0.00005	<0.00005	<0.00005	<0.00005	<0.00005	<0.00005	<0.00005
alpha-Chlordane	0.002	<0.00005	<0.00047	<0.00005	<0.00005	<0.00005	<0.00005	<0.00005	<0.00005	<0.00005	<0.00005	<0.00005
beta-BHC	0.00005(DL)	**0.0019**	**0.0019**	<0.00005	<0.00005	<0.00005	<0.00005	<0.00005	<0.00005	<0.00005	<0.00005	<0.00005
delta-BHC	0.00005(DL)	**0.0082**	**0.01**	<0.00005	<0.00005	<0.00005	**0.000089**	<0.00005	<0.00005	<0.00005	<0.00005	<0.00005
Dieldrin	0.0001(DL)	<0.0001	<0.000094	<0.0001	<0.0001	<0.0001	<0.0001	<0.0001	<0.0001	<0.0001	<0.0001	<0.0001
gamma-BHC	0.0002	**0.0043**	**0.0051**	<0.00005	<0.00005	<0.00005	<0.00005	<0.00005	<0.00005	<0.00005	<0.00005	<0.00005
gamma-Chlordane	0.002	<0.00005	na	<0.00005	<0.00005	<0.00005	<0.00005	<0.00005	<0.00005	<0.00005	<0.00005	<0.00005
Heptachlor	0.0004	<0.00005	<0.000047	<0.00005	<0.00005	<0.00005	<0.00005	<0.00005	<0.00005	<0.00005	<0.00005	<0.00005
Methoxychlor	0.04	<0.0005	<0.000094	<0.0005	<0.0005	<0.0005	<0.0005	<0.0005	<0.0005	<0.0005	<0.0005	<0.0005
Toxaphene	0.003	<0.005	<0.0047	<0.003	<0.003	<0.003	<0.003	<0.005	<0.005	<0.005	<0.005	<0.005
Total Pesticides		0.0212	0.0252	BDL	BDL	BDL	0.000089	BDL	BDL	BDL	BDL	BDL
pH (std units)		6.2	6.28	5.79	5.89	5.78	5.96	6.46	6.41	5.21	5.6	5.60
Specific Conductance (mS/cm)		1.27	1.25	0.323	0.302	0.465	0.361	0.455	0.443	0.641	0.678	0.678
Turbidity (NTUs)		0.9	0	0.0	8.1	4.1	0.3	0	1.6	0.2	4	0
DO (mg/L)		0.49		1.76	3.34	4.34	0.54	27.7	6.92	2.28	2.35	1.67
ORP (mV)		-53		193	347	180	167	190	235	216	208	223

TABLE 3: SUMMARY OF GROUNDWATER ANALYTICAL RESULTS

Well Number	*Type 1 RRS*	**MW-107D**	**MW-107D**	**MW-107D**	**MW-107D**	**MW-108**	**MW-108**	**MW-108**	**MW-108**	**MW-108**	**MW-108**	**MW-108**
Sample Date	*Concentrations*	**5/22/2013**	**12/5/2012**	**11/19/2012**	**9/15/2010**	**11/2/2017**	**5/3/2017**	**11/10/2016**	**6/2/2016**	**11/11/2015**	**5/28/2015**	**11/12/2014**
Metals mg/L												
Total Arsenic	0.01	<0.005	na	<0.005	<0.0025	<0.005	<0.005	<0.005	<0.005	<0.005	<0.005	<0.005
Total Copper	1.3	**0.00257**	na	**0.00614**	<0.005	**0.174**	**0.231**	**0.443**	**0.2**	**0.17**	**0.151**	**0.174**
Total Lead	0.015	<0.001	na	<0.001	<0.0015	<0.001	<0.001	**0.00396**	<0.001	<0.001	<0.001	<0.001
Total Zinc	2	**0.0155**	na	**0.0151**	<0.02	**2.32**	**2.78**	**3.540**	**2.420**	**1.96**	**2.02**	**2.470**
Dissolved Arsenic	0.01	<0.005	na	<0.005	na	<0.005	<0.005	<0.005	<0.005	<0.005	<0.005	<0.005
Dissolved Copper	1.3	**0.00295**	na	**0.00574**	na	**0.164**	**0.206**	**0.242**	**0.238**	**0.182**	**0.161**	**0.138**
Dissolved Lead	0.015	<0.001	na	<0.001	na	<0.001	<0.001	<0.001	<0.001	<0.001	<0.001	<0.001
Dissolved Zinc	2	<0.01	na	**0.0151**	na	**2.19**	**2.49**	**3.26**	**2.69**	**2.22**	**2.24**	**2.3**
Total of Total Metals Concentrations		0.01807		0.02124	BDL	2.494	3.011	3.98696	2.62	2.13	2.171	2.644
Total of Dissolved Metals Concentrations		0.00295		0.02084		2.354	2.696	3.502	2.928	2.402	2.401	2.438
Inorganics mg/L												
Nitrate	10 (NR)	**6.0**	na	**5.0**	**4.7**	<0.25	**0.28**	**0.29**	<0.25	<0.25	<0.25	<0.25
Sulfate	250 (NR)	**230**	na	**200**	**190**	**240**	**230**	**330**	**340**	**300**	**260**	**200**
Organochlorine Pesticides mg/L												
4,4´-DDD	0.0001	<0.0001	<0.0001	<0.0001	<0.000095	<0.0001	<0.0001	<0.0001	**0.0001**	**0.00011**	**0.0001**	<0.0001
4,4´-DDE	0.0001	<0.0001	<0.0001	<0.0001	<0.000095	<0.0001	<0.0001	<0.0001	<0.0001	<0.0001	<0.0001	<0.0001
4,4´-DDT	0.0001	<0.0001	<0.0001	<0.0001	<0.000095	<0.0001	<0.0001	<0.0001	<0.0001	<0.0001	<0.0001	<0.0001
alpha-BHC	0.00005(DL)	<0.00005	<0.00005	<0.00005	<0.000048	**0.0029**	**0.0025**	**0.0052**	**0.0073**	**0.0055**	**0.0063**	**0.0029**
alpha-Chlordane	0.002	<0.00005	<0.00005	<0.00005	<0.00048	<0.00005	<0.00005	<0.00005	<0.00005	<0.00005	<0.00005	<0.00005
beta-BHC	0.00005(DL)	<0.00005	<0.00005	<0.00005	<0.000048	**0.00093**	**0.0015**	**0.0014**	**0.0016**	**0.0012**	**0.0012**	**0.0011**
delta-BHC	0.00005(DL)	<0.00005	<0.00005	**0.000056**	<0.000048	**0.00093**	**0.0042**	**0.0016**	**0.0018**	**0.0033**	**0.0037**	**0.0072**
Dieldrin	0.0001(DL)	<0.0001	<0.0001	<0.0001	<0.000095	<0.0001	<0.0001	**0.00012**	**0.00017**	<0.0001	<0.0001	<0.0001
gamma-BHC	0.0002	<0.00005	<0.00005	<0.00005	<0.000048	**0.00020**	**0.00018**	**0.00031**	**0.00028**	**0.00043**	**0.00046**	**0.00018**
gamma-Chlordane	0.002	<0.00005	<0.00005	<0.00005	na	<0.00005	<0.00005	<0.00005	<0.00005	<0.00005	<0.00005	<0.00005
Heptachlor	0.0004	<0.00005	<0.00005	<0.00005	<0.000048	<0.00005	<0.00005	<0.00005	<0.00005	<0.00005	<0.00005	<0.00005
Methoxychlor	0.04	<0.0005	<0.0005	<0.0005	<0.000095	<0.0005	<0.0005	<0.0005	<0.0005	<0.0005	<0.0005	<0.0005
Toxaphene	0.003	<0.005	<0.005	<0.005	<0.0048	<0.003	<0.003	<0.003	<0.003	<0.005	<0.005	<0.005
Total Pesticides		BDL	BDL	0.000056	BDL	0.00496	0.00838	0.00863	0.01125	0.01054	0.01176	0.01138
pH (std units)		5.68	5.53	5.76	5.52	5.23	5.17	4.82	5.57	5.81	5.63	5.15
Specific Conductance (mS/cm)		0.699	0.646	0.643	0.58	0.514	0.588	0.757	0.633	0.603	0.498	0.334
Turbidity (NTUs)		0	0	0.02	0	1.0	0.7	5.8	7.6	9.2	7.2	8.7
DO (mg/L)		1.65	0.95	0.06		0.29	0.84	1.0	0.0	0	0.01	0
ORP (mV)		200	213.8	202		208	202	311	249	245	296	333

TABLE 3: SUMMARY OF GROUNDWATER ANALYTICAL RESULTS

Well Number	*Type 1 RRS*	**MW-108**	**MW-108**	**MW-108**	**MW-108**	**MW-108**	**MW-109**	**MW-109**	**MW-109**	**MW-109**	**MW-109**	**MW-109**
Sample Date	*Concentrations*	**5/15/2014**	**11/13/2013**	**5/23/2013**	**11/13/2012**	**7/29/2010 &9/14/2010**	**11/7/2017**	**5/9/2017**	**11/10/2016**	**6/8/2016**	**11/16/2015**	**6/3/2015**
Metals mg/L												
Total Arsenic	0.01	<0.005	<0.005	<0.005	<0.005	<0.0025	**0.0602**	**0.0731**	**0.0296**	**0.278**	**0.116**	**0.181**
Total Copper	1.3	**0.155**	**0.241**	**0.225**	**0.242**	**0.3**	**0.113**	**0.109**	**0.164**	**0.0351**	**0.0822**	**0.0782**
Total Lead	0.015	<0.001	**0.00253**	<0.001	<0.001	<0.0015	**0.668**	**0.69**	**0.636**	**0.707**	**0.901**	**1.02**
Total Zinc	2	**2.24**	**2.86**	**2.75**	**2.81**	**3.6**	**28.7**	**26.2**	**27**	**18.6**	**23.4**	**25.7**
Dissolved Arsenic	0.01	<0.005	<0.005	<0.005	<0.005	na	**0.0609**	**0.0603**	**0.0159**	**0.243**	**0.112**	**0.158**
Dissolved Copper	1.3	**0.158**	**0.208**	**0.2**	**0.239**	na	**0.131**	**0.0881**	**0.158**	**0.0348**	**0.0656**	**0.0732**
Dissolved Lead	0.015	<0.001	**0.00222**	<0.001	<0.001	na	**0.316**	**0.28**	**0.162**	**0.00826**	**0.71**	**0.565**
Dissolved Zinc	2	**2.33**	**2.33**	**2.44**	**2.58**	na	**28.2**	**25.3**	**25.8**	**17.8**	**19**	**29.2**
Total of Total Metals Concentrations		2.395	3.10353	2.975	3.052	3.9	29.5412	27.0721	27.8296	19.6201	24.4992	26.9792
Total of Dissolved Metals Concentrations		2.488	2.54022	2.64	2.819		28.7079	25.7284	26.1359	18.08606	19.8876	29.9962
Inorganics mg/L												
Nitrate	10 (NR)	**0.35**	<1.2	<1.2	**0.66**	**0.42**	**1.4**	**0.96**	**7.4**	<2.5	<25	<2.5
Sulfate	250 (NR)	**260**	**93**	**220**	**210**	**320**	**1200**	**1500**	**1400**	**1400**	**1400**	**1400**
Organochlorine Pesticides mg/L												
4,4´-DDD	0.0001	<0.0001	<0.0001	<0.0001	<0.0001	<0.000095	<0.0001	<0.0001	<0.0001	<0.0001	<0.0001	<0.0001
4,4´-DDE	0.0001	<0.0001	<0.0001	<0.0001	<0.0001	<0.000095	<0.0001	<0.0001	<0.0001	<0.0001	<0.0001	<0.0001
4,4´-DDT	0.0001	<0.0001	<0.0001	<0.0001	<0.0001	<0.000095	<0.0001	<0.0001	<0.0001	<0.0001	<0.0001	<0.0001
alpha-BHC	0.00005(DL)	**0.0048**	**0.0021**	**0.0028**	**0.0009**	**0.0058**	**0.031**	**0.035**	**0.038**	**0.032**	**0.034**	**0.029**
alpha-Chlordane	0.002	<0.00005	<0.00005	<0.00005	<0.00005	<0.00048	<0.00005	<0.00005	<0.00005	<0.00005	<0.00005	<0.00005
beta-BHC	0.00005(DL)	**0.0018**	**0.00081**	**0.00077**	**0.00051**	**0.0024**	**0.0042**	**0.004**	**0.0047**	**0.0028**	**0.0035**	**0.0033**
delta-BHC	0.00005(DL)	**0.0059**	**0.0006**	**0.00044**	**0.00033**	**0.0018**	**0.0046**	**0.0042**	**0.0054**	**0.003**	**0.0038**	**0.0032**
Dieldrin	0.0001(DL)	<0.0001	**0.00035**	<0.0001	<0.0001	**0.000098 P**	<0.0001	<0.0001	<0.0001	<0.0001	<0.0001	<0.0001
gamma-BHC	0.0002	**0.00025**	**0.00017**	**0.00022**	**0.000085**	**0.0002 P**	**0.019**	**0.021**	**0.022**	**0.018**	**0.02**	**0.018**
gamma-Chlordane	0.002	<0.00005	<0.00005	<0.00005	<0.00005	na	<0.00005	<0.00005	<0.00005	<0.00005	<0.00005	<0.00005
Heptachlor	0.0004	<0.00005	<0.00005	<0.00005	<0.00005	<0.000048	<0.00005	<0.00005	<0.00005	<0.00005	<0.00005	<0.00005
Methoxychlor	0.04	<0.0005	<0.0005	<0.0005	<0.0005	<0.000095	<0.0005	<0.0005	<0.0005	<0.0005	<0.0005	<0.0005
Toxaphene	0.003	<0.005	<0.005	<0.005	<0.005	<0.0048	<0.003	<0.003	<0.003	<0.003	<0.005	<0.005
Total Pesticides		0.01275	0.00403	0.00423	0.001825	0.0103	0.05880	0.06420	0.07010	0.05580	0.0613	0.0535
pH (std units)		5.27	4.55	4.71	4.74	4.3/5.14	4.69	4.64	4.64	4.16	4.56	4.5
Specific Conductance (mS/cm)		0.684	0.566	0.566	0.533	0.72/0.68	2.55	2.6	2.38	2.85	2.7	2.42
Turbidity (NTUs)		10.1	4.64	0	9	2.15/0.8	3.2	0	0.0	0.0	0	3.2
DO (mg/L)		1.92	0.46	0.84	0.98		1.57	0.82	1.44	0.5	0	0
ORP (mV)		257	238	299	251		176	193	177	136	160	206

TABLE 3: SUMMARY OF GROUNDWATER ANALYTICAL RESULTS

Well Number	*Type 1 RRS*	**MW-109**	**MW-109**	**MW-109**	**MW-109**	**MW-109**	**MW-109**	**MW-110**	**MW-110**	**MW-110**	**MW-110**	**MW-110**
Sample Date	*Concentrations*	**11/18/2014**	**5/15/2014**	**11/15/2013**	**5/23/2013**	**11/16/2012**	**9/14/2010**	**11/2/2017**	**5/5/2017**	**11/10/2016**	**6/3/2016**	**11/11/2015**
Metals mg/L												
Total Arsenic	0.01	**0.0342**	**0.292**	**0.0533**	**0.253**	**0.211**	**0.061**	<0.005	<0.005	<0.005	<0.005	<0.005
Total Copper	1.3	**0.178**	**0.0817**	**0.0737**	**0.00569**	**0.0735**	**0.079**	**0.314**	**0.423**	**0.862**	**0.311**	**0.284**
Total Lead	0.015	**0.932**	**3.83**	**0.738**	**0.358**	**1.53**	**0.61**	<0.001	<0.001	<0.001	<0.001	<0.001
Total Zinc	2	**25.3**	**21.2**	**35.5**	**14.3**	**18.7**	**25**	**4.20**	**5.34**	**6.58**	**3.87**	**3.74**
Dissolved Arsenic	0.01	**0.0258**	**0.208**	**0.0382**	**0.22**	**0.16**	na	<0.005	<0.005	<0.005	<0.005	<0.005
Dissolved Copper	1.3	**0.241**	**0.0103**	**0.0693**	**0.00505**	**0.0218**	na	**0.315**	**0.306**	**0.3**	**0.285**	**0.293**
Dissolved Lead	0.015	**0.480**	**0.224**	**0.285**	**0.0175**	**0.436**	na	<0.001	<0.001	<0.001	<0.001	<0.001
Dissolved Zinc	2	**25.1**	**22.2**	**25.6**	**12.4**	**17.6**	na	**4.34**	**3.83**	**3.61**	**3.61**	**3.96**
Total of Total Metals Concentrations		26.4442	25.4037	36.365	14.91669	20.5145	25.75	4.514	5.763	7	4	4.024
Total of Dissolved Metals Concentrations		25.8468	22.6423	25.9925	12.64255	18.2178		4.655	4.136	3.91	3.895	4.253
Inorganics mg/L												
Nitrate	10 (NR)	<12	<1.2	**9.6**	<12	<0.25	**0.38**	**2.8**	**3.8**	**4**	**4.7**	**4.0**
Sulfate	250 (NR)	**1200**	**1500**	**1500**	**1300**	**1100**	**1300**	**290**	**320**	**320**	**270**	**310**
Organochlorine Pesticides mg/L												
4,4´-DDD	0.0001	<0.0001	<0.0001	<0.0001	<0.0001	<0.0001	<0.000095	<0.0001	<0.0001	<0.0001	<0.0001	<0.0001
4,4´-DDE	0.0001	<0.0001	<0.0001	<0.0001	<0.0001	<0.0001	<0.000095	<0.0001	<0.0001	<0.0001	<0.0001	<0.0001
4,4´-DDT	0.0001	<0.0001	<0.0001	<0.0001	<0.0001	<0.0001	<0.000095	<0.0001	<0.0001	<0.0001	<0.0001	<0.0001
alpha-BHC	0.00005(DL)	**0.033**	**0.033**	**0.024**	**0.03**	**0.03**	**0.0028**	**0.00099**	**0.0012**	**0.00052**	**0.00041**	**0.0009**
alpha-Chlordane	0.002	<0.00005	<0.00005	<0.00005	<0.00005	<0.00005	<0.00048	<0.00005	<0.00005	<0.00005	<0.00005	<0.00005
beta-BHC	0.00005(DL)	**0.0046**	**0.0033**	**0.0038**	**0.0035**	**0.0037**	<0.00048	**0.00031**	**0.00036**	**0.00035**	**0.00025**	**0.00032**
delta-BHC	0.00005(DL)	**0.0058**	**0.0039**	**0.004**	**0.0037**	**0.0049**	<0.00048	**0.0016**	**0.0018**	**0.0013**	**0.00071**	**0.0018**
Dieldrin	0.0001(DL)	<0.0001	<0.0001	<0.0001	<0.0001	<0.0001	<0.000095	<0.0001	<0.0001	<0.0001	<0.0001	<0.0001
gamma-BHC	0.0002	**0.022**	**0.019**	**0.015**	**0.017**	**0.024**	**0.0019**	**0.0012**	**0.0012**	**0.00046**	**0.00044**	**0.001**
gamma-Chlordane	0.002	<0.00005	<0.00005	<0.00005	<0.00005	<0.00005	na	<0.00005	<0.00005	<0.00005	<0.00005	<0.00005
Heptachlor	0.0004	<0.00005	<0.00005	<0.00005	<0.00005	<0.00005	<0.000048	<0.00005	<0.00005	<0.00005	<0.00005	<0.00005
Methoxychlor	0.04	<0.0005	<0.0005	<0.0005	<0.0005	<0.0005	<0.000095	<0.0005	<0.0005	<0.0005	<0.0005	<0.0005
Toxaphene	0.003	<0.005	<0.005	<0.005	<0.005	<0.005	<0.0048	<0.003	<0.003	<0.003	<0.003	<0.005
Total Pesticides		0.0654	0.0592	0.0468	0.0542	0.0626	0.0047	0.00410	0.00456	0.00263	0.00181	0.0040
pH (std units)		4.31	4.19	4.8	4.65	4.74	4.56	5.18	5.12	5.02	5.01	5.68
Specific Conductance (mS/cm)		2.86	2.86	2.94	2.72	2.81	2.71	0.649	0.805	0.757	0.787	0.703
Turbidity (NTUs)		0	4.8	0	3.95	0	0.1	0.0	0	8.0	0.0	0
DO (mg/L)		2.08	0.88	0.72	0.7	0.58		0.0	0.88	0.0	0.28	26.7
ORP (mV)		229	179	190	73	130		172	158	169	212	172

TABLE 3: SUMMARY OF GROUNDWATER ANALYTICAL RESULTS

Well Number	*Type 1 RRS*	**MW-110**	**MW-110**	**MW-110**	**MW-110**	**MW-110**	**MW-110**	**MW-110**	**MW-110**	**MW-110**	**MW-111**	**MW-111**
Sample Date	*Concentrations*	**5/29/2015**	**11/12/2014**	**5/15/2014**	**1/8/2014**	**10/9/2013**	**7/16/2013**	**4/16/2013**	**11/14/2012**	**7/29/2010 & 9/14/2010**	**11/8/2017**	**5/9/2017**
Metals mg/L												
Total Arsenic	0.01	<0.005	<0.005	<0.005	<0.005	<0.005	<0.005	<0.005	<0.005	<0.0025	<0.005	<0.005
Total Copper	1.3	**0.357**	**0.352**	**0.323**	**0.395**	**0.376**	**0.396**	**0.4**	**0.372**	**0.39**	**0.0403**	**0.0306**
Total Lead	0.015	<0.001	<0.001	<0.001	<0.001	<0.001	<0.001	<0.001	<0.001	**0.0015**	<0.001	<0.001
Total Zinc	2	**5.09**	**5.1**	**5.29**	**6.29**	**5.05**	**5.69**	**6.92**	**5.9**	**5.7**	**8.38**	**6.21**
Dissolved Arsenic	0.01	<0.005	<0.005	<0.005	<0.005	<0.005	<0.005	<0.005	<0.005	na	<0.005	<0.005
Dissolved Copper	1.3	**0.35**	**0.291**	**0.31**	**0.405**	**0.323**	**0.381**	**0.38**	**0.375**	na	**0.0344**	**0.022**
Dissolved Lead	0.015	<0.001	<0.001	<0.001	<0.001	<0.001	<0.001	<0.001	<0.001	na	<0.001	<0.001
Dissolved Zinc	2	**4.81**	**4.89**	**4.54**	**5.28**	**4.47**	**5.19**	**6.25**	**4.81**	na	**6.24**	**5.86**
Total of Total Metals Concentrations		5.447	5.452	5.613	6.685	5.426	6.086	7.32	6.272	6.0915	8.4203	6.2406
Total of Dissolved Metals Concentrations		5.16	5.181	4.85	5.685	4.793	5.571	6.63	5.185		6.2744	5.882
Inorganics mg/L												
Nitrate	10 (NR)	**3.9**	**3.5**	**4**	**4.1**	**2.9**	**4.0**	**4.4**	**4.8**	**9.8**	<0.25	<0.25
Sulfate	250 (NR)	**320**	**250**	**300**	**330**	**270**	**310**	**340**	**300**	**310**	**470**	**490**
Organochlorine Pesticides mg/L												
4,4´-DDD	0.0001	<0.0001	<0.0001	<0.0001	<0.0001	<0.0001	<0.0001	<0.0001	<0.0001	<0.000095	<0.0001	<0.0001
4,4´-DDE	0.0001	<0.0001	<0.0001	<0.0001	<0.0001	<0.0001	<0.0001	<0.0001	<0.0001	<0.000095	<0.0001	<0.0001
4,4´-DDT	0.0001	<0.0001	<0.0001	<0.0001	<0.0001	<0.0001	<0.0001	<0.0001	<0.0001	<0.000095	<0.0001	<0.0001
alpha-BHC	0.00005(DL)	**0.00076**	**0.0005**	**0.00043**	**0.00088**	**0.00045**	**0.0006**	**0.0012**	**0.00069**	**0.00047**	**0.020**	**0.018**
alpha-Chlordane	0.002	<0.00005	<0.00005	<0.00005	<0.00005	<0.00005	<0.00005	<0.00005	<0.00005	<0.00048	<0.00005	<0.00005
beta-BHC	0.00005(DL)	**0.00032**	**0.00033**	**0.00031**	**0.00035**	**0.00027**	**0.0004**	**0.00036**	**0.00044**	**0.00043**	**0.0062**	**0.0055**
delta-BHC	0.00005(DL)	**0.0015**	**0.0014**	**0.0011**	**0.0017**	**0.00089**	**0.0014**	**0.0022**	**0.0013**	**0.00088**	**0.051**	**0.046**
Dieldrin	0.0001(DL)	<0.0001	<0.0001	<0.0001	<0.0001	<0.0001	<0.0001	<0.0001	<0.0001	<0.000095	**0.00015**	**0.00014**
gamma-BHC	0.0002	**0.00086**	**0.0006**	**0.00057**	**0.0012**	**0.00054**	**0.0008**	**0.0013**	**0.00067**	**0.00055**	**0.021**	**0.018**
gamma-Chlordane	0.002	<0.00005	<0.00005	<0.00005	<0.00005	<0.00005	<0.00005	<0.00005	<0.00005	na	<0.00005	<0.00005
Heptachlor	0.0004	<0.00005	<0.00005	<0.00005	<0.00005	<0.00005	<0.00005	<0.00005	<0.00005	<0.000048	<0.00005	<0.00005
Methoxychlor	0.04	<0.0005	<0.0005	<0.0005	<0.0005	<0.0005	<0.0005	<0.0005	<0.0005	<0.000095	<0.0005	<0.0005
Toxaphene	0.003	<0.005	<0.005	<0.005	<0.005	<0.005	<0.005	<0.005	<0.005	<0.0048	<0.003	<0.003
Total Pesticides		0.0034	0.0028	0.0024	0.0041	0.0022	0.0032	0.00506	0.0031	0.00233	0.09835	0.08764
pH (std units)		5.62	5.27	5.19	5.16	4.85	5.13	5.19	5.30	5.03/5.04	5.76	5.74
Specific Conductance (mS/cm)		0.631	0.498	0.844	0.697	0.731	0.765	0.84	1.02	0/0.94	1.09	1.22
Turbidity (NTUs)		2.7	4.1	0	0.92	0.22	10.7	1.2	0	0.22/0.6	0.0	0
DO (mg/L)		0	0	1.07	0.58	0.58	0.44	0.51	0.41		0.0	0.87
ORP (mV)		268	310	149	177.7	208	219.4	235.3	143		128	120

TABLE 3: SUMMARY OF GROUNDWATER ANALYTICAL RESULTS

Well Number	*Type 1 RRS*	**MW-111**	**MW-111**	**MW-111**	**MW-111**	**MW-111**	**MW-111**	**MW-111**	**MW-111**	**MW-111**	**MW-111**	**MW-111**
Sample Date	*Concentrations*	**11/10/2016**	**6/8/2016**	**11/16/2015**	**6/3/2015**	**11/18/2014**	**5/19/2014**	**1/8/2014**	**10/9/2013**	**7/16/2013**	**4/17/2013**	**11/16/2012**
Metals mg/L												
Total Arsenic	0.01	<0.005	<0.005	<0.005	<0.005	<0.005	<0.005	<0.005	<0.005	<0.005	<0.005	<0.005
Total Copper	1.3	**0.0225**	**0.024**	**0.0241**	**0.0283**	**0.0351**	**0.0357**	**0.0242**	**0.0197**	**0.0231**	**0.0276**	**0.0255**
Total Lead	0.015	**0.00221**	<0.001	<0.001	<0.001	<0.001	**0.0011**	<0.001	<0.001	<0.001	<0.001	<0.001
Total Zinc	2	**4.78**	**4.24**	**5.45**	**5.4**	**4.96**	**7.17**	**7.3**	**4.75**	**5.42**	**6.44**	**5.1**
Dissolved Arsenic	0.01	<0.005	<0.005	<0.005	<0.005	<0.005	<0.005	<0.005	<0.005	<0.005	<0.005	<0.01
Dissolved Copper	1.3	**0.0217**	**0.0228**	**0.032**	**0.0503**	**0.0336**	**0.0299**	**0.0237**	**0.0153**	**0.0218**	**0.0271**	**0.0206**
Dissolved Lead	0.015	<0.001	<0.001	<0.001	<0.001	<0.001	<0.001	<0.001	<0.001	<0.001	<0.001	<0.002
Dissolved Zinc	2	**4.48**	**3.99**	**4.36**	**5.65**	**4.55**	**5.47**	**5.40**	**4.31**	**4.96**	**6.0**	**4.83**
Total of Total Metals Concentrations		4.80471	4.264	5.4741	5.4283	4.9951	7.2068	7.3242	4.7697	5.4431	6.4676	5.1255
Total of Dissolved Metals Concentrations		4.5017	4.0128	4.392	5.7003	4.5836	5.4999	5.4237	4.3253	4.9818	6.0271	4.8506
Inorganics mg/L												
Nitrate	10 (NR)	<2.5	<2.5	<5.0	<0.25	<5.0	**0.3**	<1.2	<2.5	<1.2	<1.2	**0.4**
Sulfate	250 (NR)	**450**	**430**	**500**	**560**	**450**	**500**	**510**	**440**	**440**	**480**	**440**
Organochlorine Pesticides mg/L												
4,4´-DDD	0.0001	<0.0001	<0.0001	<0.0001	<0.0001	<0.0001	<0.0001	<0.0001	<0.0001	<0.001	<0.0001	<0.0001
4,4´-DDE	0.0001	<0.0001	<0.0001	<0.0001	<0.0001	<0.0001	<0.0001	<0.0001	<0.0001	<0.001	<0.0001	<0.0001
4,4´-DDT	0.0001	<0.0001	<0.0001	<0.0001	<0.0001	<0.0001	<0.0001	<0.0001	<0.0001	<0.001	<0.0001	<0.0001
alpha-BHC	0.00005(DL)	**0.017**	**0.0053**	**0.019**	**0.01**	**0.030**	**0.039**	**0.014**	**0.015**	**0.02**	**0.012**	**0.012**
alpha-Chlordane	0.002	<0.00005	<0.00005	<0.00005	<0.00005	<0.00005	<0.00005	<0.00005	<0.00005	<0.0005	<0.00005	<0.00005
beta-BHC	0.00005(DL)	**0.0059**	**0.0052**	**0.0066**	**0.0043**	**0.0069**	**0.0058**	**0.0069**	**0.0048**	**0.0051**	**0.0045**	**0.0051**
delta-BHC	0.00005(DL)	**0.046**	**0.014**	**0.059**	**0.034**	**0.11**	**0.1**	**0.052**	**0.065**	**0.049**	**0.021**	**0.021**
Dieldrin	0.0001(DL)	**0.00015**	**0.00012**	<0.0001	<0.0001	<0.0001	<0.0001	<0.0001	<0.0001	<0.001	<0.0001	<0.0001
gamma-BHC	0.0002	**0.018**	**0.0079**	**0.03**	**0.017**	**0.06**	**0.078**	**0.029**	**0.028**	**0.035**	**0.014**	**0.0082**
gamma-Chlordane	0.002	<0.00005	<0.00005	<0.00005	<0.00005	<0.00005	<0.00005	<0.00005	<0.00005	<0.0005	<0.00005	<0.00005
Heptachlor	0.0004	<0.00005	<0.0025	<0.00005	<0.00005	<0.00005	<0.00005	<0.00005	<0.00005	<0.0005	<0.00005	<0.00005
Methoxychlor	0.04	<0.0005	<0.0005	<0.0005	<0.0005	<0.0005	<0.0005	<0.0005	<0.0005	<0.005	<0.0005	<0.0005
Toxaphene	0.003	<0.003	<0.003	<0.005	<0.005	<0.005	<0.005	<0.005	<0.005	<0.05	<0.005	<0.005
Total Pesticides		0.08705	0.03252	0.1146	0.0653	0.2069	0.2228	0.10190	0.11280	0.10910	0.0515	0.0463
pH (std units)		5.61	5.63	6.11	5.96	5.34	5.76	5.74	5.55	5.74	5.81	5.88
Specific Conductance (mS/cm)		1.01	1.18	1.27	1.18	1.43	1.39	1.052	1.079	1.113	1.207	1.32
Turbidity (NTUs)		0.0	0.0	0.7	0	0.7	0	0.12	0.26	3.7	1.2	0
DO (mg/L)		1.78	0.56	0.7	0	0.0	1.21	0.73	0.94	0.65	0.6	0.46
ORP (mV)		83	108	98	107	104	107	129.1	167.9	180.1	151.6	69

TABLE 3: SUMMARY OF GROUNDWATER ANALYTICAL RESULTS

Well Number	*Type 1 RRS*	**MW-111**	**MW-112**	**MW-112**	**MW-112**	**MW-112**	**MW-112**	**MW-112**	**MW-112**	**MW-112**	**MW-112**	**MW-112**
Sample Date	*Concentrations*	**7/29/2010 & 9/14/2010**	**11/1/2017**	**5/2/2017**	**11/9/2016**	**6/2/2016**	**11/10/2015**	**5/28/2015**	**11/11/2014**	**5/14/2014**	**11/13/2013**	**5/22/2013**
Metals mg/L												
Total Arsenic	0.01	<0.0025	**0.0109**	**0.0121**	**0.0116**	**0.00849**	**0.00937**	**0.00783**	**0.0117**	**0.00684**	**0.013**	**0.0115**
Total Copper	1.3	**0.039**	**0.0339**	**0.0383**	**0.0436**	**0.0421**	**0.0311**	**0.0504**	**0.0462**	**0.0536**	**0.0775**	**0.0794**
Total Lead	0.015	<0.0015	<0.001	<0.001	<0.001	<0.001	<0.001	<0.001	<0.001	**0.00109**	**0.00132**	**0.0026**
Total Zinc	2	**4.4**	**1.00**	**1.01**	**0.965**	**1.50**	**1.12**	**2.13**	**1.10**	**1.62**	**1.61**	**2.45**
Dissolved Arsenic	0.01	na	**0.00987**	**0.0108**	**0.011**	**0.00906**	**0.0101**	**0.00969**	**0.0121**	**0.00651**	**0.0106**	**0.00747**
Dissolved Copper	1.3	na	**0.0277**	**0.032**	**0.0383**	**0.0439**	**0.0324**	**0.0455**	**0.0415**	**0.0521**	**0.0655**	**0.0499**
Dissolved Lead	0.015	na	<0.001	<0.001	<0.001	<0.001	<0.001	<0.001	<0.001	<0.001	<0.001	<0.001
Dissolved Zinc	2	na	**0.922**	**0.935**	**0.927**	**1.570**	**1.21**	**2.09**	**1.130**	**1.65**	**1.26**	**2.35**
Total of Total Metals Concentrations		4.439	1.0448	1.0604	1.0202	1.55059	1.1605	2.1882	1.1579	1.6815	1.7018	2.5435
Total of Dissolved Metals Concentrations			0.95957	0.9778	0.9763	1.62296	1.2525	2.14519	1.1836	1.70861	1.3361	2.40737
Inorganics mg/L												
Nitrate	10 (NR)	<0.25	2.1	<12	**0.63**	<0.25	<2.5	**1.5**	<2.5	**0.43**	<2.5	**1.8**
Sulfate	250 (NR)	**240**	**250**	**140**	**150**	**330**	**250**	**370**	**170**	**620**	**480**	**580**
Organochlorine Pesticides mg/L												
4,4´-DDD	0.0001	<0.0001	<0.0001	<0.0001	<0.0001	<0.0001	<0.0001	<0.0001	<0.0001	<0.0001	<0.0001	<0.0001
4,4´-DDE	0.0001	<0.0001	<0.0001	<0.0001	<0.0001	<0.0001	<0.0001	<0.0001	<0.0001	<0.0001	<0.0001	<0.0001
4,4´-DDT	0.0001	<0.0001	<0.0001	<0.0001	<0.0001	<0.0001	<0.0001	<0.0001	<0.0001	<0.0001	<0.0001	<0.0001
alpha-BHC	0.00005(DL)	**0.014**	**0.00033**	**0.00054**	**0.00049**	**0.0017**	**0.0031**	**0.00078**	**0.00091**	**0.0021**	**0.00034**	**0.013**
alpha-Chlordane	0.002	<0.0005	<0.00005	<0.00005	<0.00005	<0.00005	<0.00005	<0.00005	<0.00005	<0.00005	<0.00005	<0.00005
beta-BHC	0.00005(DL)	<0.01	**0.00083**	**0.004**	**0.00099**	**0.044**	**0.003**	**0.0068**	**0.0021**	**0.022**	**0.0063**	**0.016**
delta-BHC	0.00005(DL)	**0.03**	**0.000073**	**0.00027**	**0.00011**	**0.0019**	**0.0026**	**0.00064**	**0.00021**	**0.0026**	**0.0002**	**0.015**
Dieldrin	0.0001(DL)	**0.00014**	<0.0001	<0.0001	<0.0001	**0.00028**	<0.0001	<0.0001	<0.00010	**0.00026**	<0.0001	**0.0005**
gamma-BHC	0.0002	<0.01	**0.000054**	**0.000091**	**0.000068**	**0.00077**	**0.00095**	**0.00014**	**0.00013**	**0.0007**	**0.000093**	**0.0056**
gamma-Chlordane	0.002	na	<0.00005	<0.00005	<0.00005	<0.00005	<0.00005	<0.00005	<0.00005	<0.00005	<0.00005	<0.00005
Heptachlor	0.0004	<0.00005	<0.00005	<0.00005	<0.00005	<0.00005	<0.00005	<0.00005	<0.00005	<0.00005	<0.00005	<0.00005
Methoxychlor	0.04	<0.0001	<0.0005	<0.0005	<0.0005	<0.0005	<0.0005	<0.0005	<0.0005	<0.0005	<0.0005	<0.0005
Toxaphene	0.003	<0.005	<0.003	<0.003	<0.003	<0.003	<0.005	<0.005	<0.100	<0.100	<0.005	<0.005
Total Pesticides		0.04414	0.00129	0.00490	0.00166	0.04865	0.00965	0.00836	0.00335	0.02766	0.006933	0.0501
pH (std units)		5.79	5.45	5.5	5.98	5.54	6.52	6.08	5.87	5.53	5.50	5.51
Specific Conductance (mS/cm)		1.22	0.506	0.449	0.529	0.835	0.673	0.849	0.354	1.23	1.18	1.6
Turbidity (NTUs)		0.81	0.96	7.1	2.4	3.9	2.9	0	3.0	3	5.81	9.9
DO (mg/L)			0.0	3.59	0.5	3.02	0	0	0.0	2.07	0.47	1.58
ORP (mV)			213	206	184	224	167	174	189	177	185	149

TABLE 3: SUMMARY OF GROUNDWATER ANALYTICAL RESULTS

Well Number	*Type 1 RRS*	**MW-112**	**MW-112**	**MW-113**	**MW-113**	**MW-113**	**MW-113**	**MW-113**	**MW-113**	**MW-113**	**MW-113**	**MW-113**
Sample Date	*Concentrations*	**11/13/2012**	**7/28/2010 & 9/13/2010**	**11/6/2017**	**5/8/2017**	**11/10/2016**	**6/7/2016**	**11/16/2015**	**6/2/2015**	**11/17/2014**	**5/15/2014**	**11/15/2013**
Metals mg/L												
Total Arsenic	0.01	**0.0144**	**0.015**	<0.005	<0.005	<0.005	<0.005	**0.0431**	**0.0177**	**0.039**	<0.005	**0.0135**
Total Copper	1.3	**0.0546**	**0.054**	**9.16**	**10**	**16.8**	**18.9**	**11.4**	**13.2**	**19.5**	**26.7**	**19.4**
Total Lead	0.015	**0.0011**	<0.0015	**0.00279**	**0.00368**	**0.00328**	**0.00538**	<0.001	**0.0185**	**0.00931**	**0.0111**	**0.0166**
Total Zinc	2	**0.563**	**1**	**68.8**	**73.5**	**94.1**	**92.2**	**65.6**	**4.1**	**124**	**134**	**99.9**
Dissolved Arsenic	0.01	**0.0134**	na	<0.005	<0.005	<0.005	<0.005	<0.005	**0.0189**	**0.05**	<0.005	<0.005
Dissolved Copper	1.3	**0.0441**	na	**9.11**	**9.8**	**14.7**	**21.1**	**11.9**	**12.4**	**25.2**	**26.4**	**12.9**
Dissolved Lead	0.015	<0.001	na	<0.001	**0.0029**	**0.00303**	**0.00424**	**0.00325**	**0.00545**	**0.0116**	**0.0104**	**0.0104**
Dissolved Zinc	2	**0.559**	na	**66.3**	**23.9**	**93.3**	**122**	**70**	**72.2**	**146**	**132**	**92.3**
Total of Total Metals Concentrations		0.6331	1.069	77.96279	83.50368	110.90328	111.10538	77.0431	17.3362	143.54831	160.7111	119.3301
Total of Dissolved Metals Concentrations		0.6165		75.41	33.7029	108.00303	143.10424	81.90325	84.62435	171.2616	158.4104	105.2104
Inorganics mg/L												
Nitrate	10 (NR)	**1.5**	**0.89**	**2.8**	**2.2**	<5.0	<2.5	<25	<2.5	**1.2**	<1.2	<2.5
Sulfate	250 (NR)	**100**	**220**	**890**	**1400**	**1800**	**1600**	**1400**	**810**	**2000**	**2600**	**2500**
Organochlorine Pesticides mg/L												
4,4´-DDD	0.0001	<0.0001	<0.0001	<0.0001	<0.0001	<0.0001	<0.0001	<0.0001	<0.0001	<0.0001	<0.0001	<0.0001
4,4´-DDE	0.0001	<0.0001	<0.0001	<0.0001	<0.0001	<0.0001	<0.0001	<0.0001	<0.0001	<0.0001	<0.0001	<0.0001
4,4´-DDT	0.0001	<0.0001	<0.0001	<0.0001	<0.0001	<0.0001	<0.0001	<0.0001	<0.0001	<0.0001	<0.0001	<0.0001
alpha-BHC	0.00005(DL)	**0.000076**	<0.0025	**0.00021**	**0.00031**	**0.00045**	**0.00075**	**0.0002**	**0.00025**	**0.00032**	**0.00048**	**0.00029**
alpha-Chlordane	0.002	<0.00005	<0.0005	<0.00005	<0.00005	<0.00005	<0.00005	<0.00005	<0.00005	<0.00005	<0.00005	<0.00005
beta-BHC	0.00005(DL)	**0.00039**	**0.031**	**0.00036**	**0.0008**	**0.00096**	**0.0012**	**0.00069**	**0.00076**	**0.00093**	**0.0010**	**0.00067**
delta-BHC	0.00005(DL)	<0.00005	<0.0025	**0.000096**	**0.00027**	**0.00051**	**0.00062**	**0.00018**	**0.00017**	**0.00026**	**0.00029**	**0.00018**
Dieldrin	0.0001(DL)	<0.0001	**0.00012**	<0.0001	<0.0001	<0.0001	<0.0001	<0.0001	<0.0001	<0.0001	<0.0001	<0.0001
gamma-BHC	0.0002	<0.00005	**0.00059**	**0.00016**	**0.00034**	**0.00039**	**0.00068**	**0.00024**	**0.00026**	**0.00033**	**0.00045**	**0.00029**
gamma-Chlordane	0.002	<0.00005	na	<0.00005	<0.00005	<0.00005	<0.00005	<0.00005	<0.00005	<0.00005	<0.00005	<0.00005
Heptachlor	0.0004	<0.00005	<0.00005	<0.00005	<0.00005	<0.00005	<0.00005	<0.00005	<0.00005	<0.00005	<0.00005	<0.00005
Methoxychlor	0.04	<0.0005	<0.0001	<0.0005	<0.0005	<0.0005	<0.0005	<0.0005	<0.0005	<0.0005	<0.0005	<0.0005
Toxaphene	0.003	<0.005	<0.005	<0.003	<0.003	<0.003	<0.003	<0.005	<0.005	<0.005	<0.005	<0.005
Total Pesticides		0.000466	0.03171	0.00083	0.00172	0.00231	0.00325	0.00131	0.00144	0.00184	0.00222	0.00143
pH (std units)		5.49	5.52/5.51	3.72	3.75	3.59	3.22	3.64	3.68	3.45	3.31	3.56
Specific Conductance (mS/cm)		0.731	0.55/0.57	1.56	1.98	2.64	2.62	2.156	1.89	3.37	3.47	3.36
Turbidity (NTUs)		9.89	5.1/4.04	8.6	4.5	0.7	0.0	0.8	9.2	3.3	16.1	15.1
DO (mg/L)		0.78		0.0	0.41	1.1	1.07	0.17	0.09	0.0	0.47	0.42
ORP (mV)		143		371	421	387	371	421.6	366	378	404	349

TABLE 3: SUMMARY OF GROUNDWATER ANALYTICAL RESULTS

Well Number	*Type 1 RRS*	**MW-113**	**MW-113**	**MW-113**	**MW-114**	**MW-114**	**MW-114**	**MW-114**	**MW-114**	**MW-114**	**MW-114**	**MW-114**
Sample Date	*Concentrations*	**5/24/2013**	**11/15/2012**	**9/15/2010**	**11/6/2017**	**5/8/2017**	**11/10/2016**	**6/7/2016**	**11/16/2015**	**6/2/2015**	**11/18/2014**	**5/15/2014**
Metals mg/L												
Total Arsenic	0.01	**0.0235**	<0.005	**0.023**	<0.005	<0.005	<0.005	<0.005	<0.005	<0.005	<0.005	<0.005
Total Copper	1.3	**20.3**	**12.9**	**15**	**1.59**	**1.65**	**1.67**	**1.22**	**1.57**	**1.48**	**1.55**	**1.28**
Total Lead	0.015	**0.0052**	**0.00812**	**0.0019**	<0.001	<0.001	**0.00124**	**0.00142**	**0.00295**	**0.00159**	**0.00200**	**0.00388**
Total Zinc	2	**114**	**69.5**	**95**	**9.04**	**8.39**	**7.82**	**4.78**	**7.53**	**7.93**	**6.26**	**8.12**
Dissolved Arsenic	0.01	**0.0234**	<0.025	na	<0.005	<0.005	<0.005	<0.005	<0.005	<0.005	<0.005	<0.005
Dissolved Copper	1.3	**21.8**	**11.9**	na	**1.48**	**1.18**	**1.55**	**1.16**	**1.32**	**1.51**	**1.53**	**1.15**
Dissolved Lead	0.015	**0.00387**	**0.00785**	na	<0.001	<0.001	<0.001	<0.001	**0.00247**	<0.001	**0.00200**	**0.00252**
Dissolved Zinc	2	**124**	**71.4**	na	**7.97**	**1.86**	**7.3**	**4.58**	**5.63**	**7.18**	**6.00**	**6.00**
Total of Total Metals Concentrations		134.3287	82.40812	110.0249	10.63	10.04	9.49124	6.00142	9.10295	9.41159	7.812	9.40388
Total of Dissolved Metals Concentrations		145.82727	83.30785		9.45	3.04	8.85	5.74	6.95247	8.69	7.532	7.15252
Inorganics mg/L												
Nitrate	10 (NR)	<25	**1.8**	**1.6**	**24**	**18**	**16**	**21**	**27**	**29**	**16**	**29**
Sulfate	250 (NR)	**2100**	**1700**	**2100**	**480**	**490**	**520**	**700**	**500**	**480**	**380**	**440**
Organochlorine Pesticides mg/L												
4,4´-DDD	0.0001	<0.0001	<0.0001	<0.000094	<0.0001	<0.0001	<0.0001	<0.0001	<0.0001	<0.0001	<0.0001	<0.0001
4,4´-DDE	0.0001	<0.0001	<0.0001	<0.000094	<0.0001	<0.0001	<0.0001	<0.0001	<0.0001	<0.0001	<0.0001	<0.0001
4,4´-DDT	0.0001	<0.0001	<0.0001	<0.000094	<0.0001	<0.0001	<0.0001	<0.0001	<0.0001	<0.0001	<0.0001	<0.0001
alpha-BHC	0.00005(DL)	**0.00042**	**0.0004**	**0.0014**	**0.00033**	**0.000084**	**0.000072**	**0.00017**	**0.00018**	**0.00015**	**0.0001**	**0.00022**
alpha-Chlordane	0.002	<0.00005	<0.00005	<0.00047	<0.00005	<0.00005	<0.00005	<0.00005	<0.00005	<0.00005	<0.00005	<0.00005
beta-BHC	0.00005(DL)	**0.00087**	**0.00078**	**0.0018**	**0.002**	**0.0019**	**0.0033**	**0.002**	**0.0022**	**0.0018**	**0.0022**	**0.0022**
delta-BHC	0.00005(DL)	**0.00018**	**0.00027**	**0.0016**	**0.00013**	<0.00005	<0.00005	**0.000088**	**0.000082**	**0.000066**	**0.00013**	**0.00011**
Dieldrin	0.0001(DL)	<0.0001	<0.0001	<0.000094	<0.0001	<0.0001	<0.0001	<0.0001	<0.0001	<0.0001	<0.0001	<0.0001
gamma-BHC	0.0002	**0.00041**	**0.00037**	**0.0012**	**0.00017**	**0.00012**	**0.000087**	**0.000089**	**0.00014**	**0.00012**	**0.000091**	**0.00011**
gamma-Chlordane	0.002	<0.00005	<0.00005	na	<0.00005	<0.00005	<0.00005	<0.00005	<0.00005	<0.00005	<0.00005	<0.00005
Heptachlor	0.0004	<0.00005	<0.00005	<0.000047	<0.00005	<0.00005	<0.00005	<0.00005	<0.00005	<0.00005	<0.00005	<0.00005
Methoxychlor	0.04	<0.0005	<0.0005	<0.000094	<0.0005	<0.0005	<0.0005	<0.0005	<0.0005	<0.0005	<0.0005	<0.0005
Toxaphene	0.003	<0.005	<0.005	<0.0047	<0.003	<0.003	<0.003	<0.003	<0.005	<0.005	<0.005	<0.005
Total Pesticides		0.00188	0.00182	0.006	0.003	0.002	0.00346	0.00235	0.003	0.002	0.003	0.003
pH (std units)		3.65	3.7	3.69	3.94	3.91	3.83	3.54	4.09	4.03	3.43	3.62
Specific Conductance (mS/cm)		3.0	2.69	2.58	1.1	0.8	1.23	1.12	1.09	0.944	1.23	1.28
Turbidity (NTUs)		110	26.5	5.21	4.2	0.37	3.5	7.6	0	7.4	4.2	5.6
DO (mg/L)		2.95	0.48		0.04	4.7	0.7	0.85	0	0	0.0	0.54
ORP (mV)		201	226		368	417	373	396	226	367	325	298

TABLE 3: SUMMARY OF GROUNDWATER ANALYTICAL RESULTS

Well Number	*Type 1 RRS*	**MW-114**	**MW-114**	**MW-114**	**MW-114**	**MW-115**	**MW-115**	**MW-115**	**MW-115**	**MW-115**	**MW-115**	**MW-115**
Sample Date	*Concentrations*	**11/14/2013**	**5/24/2013**	**11/15/2012**	**9/14/2010**	**11/3/2017**	**5/5/2017**	**11/10/2016**	**6/7/2016**	**11/16/2015**	**6/1/2015**	**11/14/2014**
Metals mg/L												
Total Arsenic	0.01	<0.005	<0.005	<0.005	<0.0025	<0.005	<0.005	<0.005	<0.005	<0.005	<0.005	<0.005
Total Copper	1.3	**1.80**	**1.93**	**1.6**	**2.2**	**3.4**	**4.4**	**5.3**	**4.17**	**3.51**	**5.11**	**4.3**
Total Lead	0.015	**0.00325**	<0.001	**0.00299**	**0.004**	<0.001	<0.001	**0.0012**	**0.00393**	**0.00168**	**0.00205**	**0.00632**
Total Zinc	2	**9.04**	**9.74**	**8.66**	**8.7**	**9.31**	**12.5**	**14**	**14.4**	**8.47**	**11.4**	**18.6**
Dissolved Arsenic	0.01	<0.005	<0.005	<0.01	na	<0.005	<0.005	<0.005	<0.005	<0.005	<0.005	<0.005
Dissolved Copper	1.3	**1.51**	**1.82**	**1.55**	na	**1.73**	**4.28**	**4.79**	**3.76**	**3.48**	**4.16**	**4.210**
Dissolved Lead	0.015	**0.00223**	<0.001	**0.00281**	na	<0.001	<0.001	<0.001	**0.00139**	**0.0013**	**0.00145**	**0.00862**
Dissolved Zinc	2	**6.25**	**9.17**	**7.96**	na	**8.42**	**10.9**	**13.4**	**9.98**	**7.6**	**11.2**	**18.20**
Total of Total Metals Concentrations		10.84325	11.67	10.26299	10.904	12.71	16.9	19.3012	18.57393	11.98168	16.51205	22.90632
Total of Dissolved Metals Concentrations		7.76223	10.99	9.51281		10.15	15.18	18.19	13.74139	11.0813	15.36145	22.41862
Inorganics mg/L												
Nitrate	10 (NR)	**69**	**35**	**31**	**19**	**0.66**	**0.98**	<5.0	**3**	<12	**1.3**	**1.7**
Sulfate	250 (NR)	**850**	**450**	**460**	**290**	**590**	**650**	**720**	**860**	**690**	**780**	**650**
Organochlorine Pesticides mg/L												
4,4´-DDD	0.0001	<0.0001	<0.0001	<0.0001	<0.0001	<0.0001	<0.0001	<0.0001	<0.0001	<0.0001	<0.0001	<0.0001
4,4´-DDE	0.0001	<0.0001	<0.0001	<0.0001	<0.0001	<0.0001	<0.0001	<0.0001	<0.0001	<0.0001	<0.0001	<0.0001
4,4´-DDT	0.0001	<0.0001	<0.0001	<0.0001	<0.0001	<0.0001	<0.0001	<0.0001	<0.0001	<0.0001	<0.0001	<0.0001
alpha-BHC	0.00005(DL)	**0.00023**	**0.00024**	**0.00018**	**0.00024**	**0.00033**	**0.00033**	**0.00026**	**0.00015**	**0.00033**	**0.00028**	**0.00026**
alpha-Chlordane	0.002	<0.00005	<0.00005	<0.00005	<0.0005	<0.00005	<0.00005	<0.00005	<0.00005	<0.00005	<0.00005	<0.00005
beta-BHC	0.00005(DL)	**0.0011**	**0.00064**	**0.00074**	**0.0046**	**0.00038**	**0.00036**	**0.00027**	**0.00014**	**0.00037**	**0.00033**	**0.00026**
delta-BHC	0.00005(DL)	**0.000095**	<0.00005	**0.000077**	**0.00011 P**	<0.00005	<0.00005	**0.000051**	<0.00005	<0.00005	**0.000058**	**0.000073**
Dieldrin	0.0001(DL)	<0.0001	<0.0001	<0.0001	<0.0001	<0.0001	<0.0001	<0.0001	<0.0001	<0.0001	<0.0001	<0.0001
gamma-BHC	0.0002	**0.00012**	**0.00012**	**0.00012**	**0.00027**	**0.000067**	**0.0001**	**0.000067**	<0.00005	**0.000076**	**0.000079**	**0.000076**
gamma-Chlordane	0.002	<0.00005	<0.00005	<0.00005	na	<0.00005	<0.00005	<0.00005	<0.00005	<0.00005	<0.00005	<0.00005
Heptachlor	0.0004	<0.00005	<0.00005	<0.00005	<0.00005	<0.00005	<0.00005	<0.00005	<0.00005	<0.00005	<0.00005	<0.00005
Methoxychlor	0.04	<0.0005	<0.0005	<0.0005	<0.0001	<0.0005	<0.0005	<0.0005	<0.0005	<0.0005	<0.0005	<0.0005
Toxaphene	0.003	<0.005	<0.005	<0.005	<0.005	<0.003	<0.003	<0.003	<0.003	<0.005	<0.005	<0.005
Total Pesticides		0.002	0.001	0.001117	0.00522	0.00078	0.00079	0.00065	0.00029	0.00078	0.00075	0.00067
pH (std units)		3.92	4.04	4.08	4.05	3.79	3.7	3.69	3.47	3.68	3.69	3.30
Specific Conductance (mS/cm)		1.31	1.36	1.38	1.13	0.894	0.999	1.26	1.34	1.22	1.07	1.51
Turbidity (NTUs)		3.72	1.72	5.3	4.97	0.0	0.12	0.0	0.0	0.11	0	0.1
DO (mg/L)		0.43	0.87	0.65		0.03	5.44	0.6	2.13	3.59	0	0.0
ORP (mV)		269	352	244		353	463	431	411	4.5	412	422

TABLE 3: SUMMARY OF GROUNDWATER ANALYTICAL RESULTS

Well Number	*Type 1 RRS*	**MW-115**	**MW-115**	**MW-115**	**MW-115**	**MW-115**	**MW-116**	**MW-116**	**MW-116**	**MW-116**	**MW-116**	**MW-116**
Sample Date	*Concentrations*	**5/16/2014**	**11/13/2013**	**5/24/2013**	**11/15/2012**	**9/14/2010**	**11/2/2017**	**5/4/2017**	**11/10/2016**	**6/3/2016**	**11/12/2015**	**5/28/2015**
Metals mg/L												
Total Arsenic	0.01	<0.005	<0.005	<0.005	<0.005	<0.0025	<0.005	<0.005	<0.005	<0.005	<0.005	<0.005
Total Copper	1.3	**6.07**	**3.91**	**3.45**	**4.04**	**6.7**	**1.43**	**3.5**	**3.44**	**3.07**	**1.65**	**1.85**
Total Lead	0.015	**0.00116**	**0.0132**	**0.00124**	**0.00292**	<0.0015	<0.001	**0.00352**	**0.00109**	**0.00195**	**0.00273**	**0.00187**
Total Zinc	2	**15.1**	**12.3**	**9.56**	**9.96**	**20**	**4.25**	**8.7**	**8.79**	**7.68**	**3.86**	**5.06**
Dissolved Arsenic	0.01	<0.005	<0.005	<0.005	<0.01	na	<0.005	<0.005	<0.005	<0.005	<0.005	<0.005
Dissolved Copper	1.3	**4.22**	**2.78**	**3.37**	**3.57**	na	**1.5**	**3.47**	**3.22**	**2.94**	**1.68**	**1.88**
Dissolved Lead	0.015	<0.001	**0.0126**	**0.0011**	**0.00601**	na	<0.001	**0.00325**	<0.001	**0.00154**	**0.00255**	**0.00109**
Dissolved Zinc	2	**16.4**	**7.66**	**10.7**	**9.76**	na	**4.51**	**4.45**	**8.26**	**7.65**	**4.04**	**5.14**
Total of Total Metals Concentrations		21.17116	16.2232	13.01124	14.00292	26.7	5.68	12.20352	12.23109	10.75195	5.51273	6.91187
Total of Dissolved Metals Concentrations		20.62	10.4526	14.0711	13.33601		6.01	7.92325	11.48	10.59154	5.72255	7.02109
Inorganics mg/L												
Nitrate	10 (NR)	<5.0	<2.5	<2.5	**2.2**	**3.2**	**34**	**51**	**65**	**48**	**37**	**14**
Sulfate	250 (NR)	**880**	**720**	**580**	**730**	**430**	**430**	**560**	**510**	**700**	**430**	**500**
Organochlorine Pesticides mg/L												
4,4´-DDD	0.0001	<0.0001	<0.0001	<0.0001	<0.0001	<0.000094	<0.0001	<0.0001	<0.0001	<0.0001	<0.0001	<0.0001
4,4´-DDE	0.0001	<0.0001	<0.0001	<0.0001	<0.0001	<0.000094	<0.0001	<0.0001	<0.0001	<0.0001	<0.0001	<0.0001
4,4´-DDT	0.0001	<0.0001	<0.0001	<0.0001	<0.0001	<0.000094	<0.0001	<0.0001	<0.0001	<0.0001	<0.0001	<0.0001
alpha-BHC	0.00005(DL)	**0.00027**	**0.00016**	**0.00016**	**0.00028**	**0.00024**	<0.00005	<0.00005	**0.00015**	<0.00005	<0.00005	<0.00005
alpha-Chlordane	0.002	<0.00005	<0.00005	<0.00005	<0.00005	<0.00047	<0.00005	<0.00005	<0.00005	<0.00005	<0.00005	<0.00005
beta-BHC	0.00005(DL)	**0.00019**	**0.00018**	**0.00026**	**0.00026**	**0.00013**	**0.00021**	**0.00035**	**0.00046**	**0.00038**	**0.00029**	**0.00031**
delta-BHC	0.00005(DL)	<0.00005	<0.00005	<0.00005	**0.000074**	<0.000047	<0.00005	<0.00005	<0.00005	<0.00005	<0.00005	<0.00005
Dieldrin	0.0001(DL)	<0.0001	<0.0001	<0.0001	<0.0001	<0.000094	<0.0001	<0.0001	<0.0001	<0.0001	<0.0001	<0.0001
gamma-BHC	0.0002	**0.000078**	<0.00005	<0.00005	**0.000065**	**0.000073**	<0.00005	<0.00005	**0.00012**	**0.000054**	<0.00005	<0.00005
gamma-Chlordane	0.002	<0.00005	<0.00005	<0.00005	<0.00005	na	<0.00005	<0.00005	<0.00005	<0.00005	<0.00005	<0.00005
Heptachlor	0.0004	<0.00005	<0.00005	<0.00005	<0.00005	<0.000047	<0.00005	<0.00005	<0.00005	<0.00005	<0.00005	<0.00005
Methoxychlor	0.04	<0.0005	<0.0005	<0.0005	<0.0005	<0.000094	<0.0005	<0.0005	<0.0005	<0.0005	<0.0005	<0.0005
Toxaphene	0.003	<0.005	<0.005	<0.005	<0.005	<0.0047	<0.003	<0.003	<0.003	<0.003	<0.005	<0.005
Total Pesticides		0.00054	0.00034	0.00042	0.00068	0.00044	0.00021	0.00035	0.00073	0.00043	0.00029	0.00031
pH (std units)		3.7	3.63	3.75	3.71	3.76	4.09	4.00	4.04	3.82	4.43	4.25
Specific Conductance (mS/cm)		1.39	1.20	1.13	1.32	1.18	1.25	1.63	1.79	1.82	1.27	0.836
Turbidity (NTUs)		8.5	8.9	0	0	0.21	19.4	4.2	4.1	0.0	140	3.1
DO (mg/L)		1.72	0.58	1.06	0.38		1.63	2.86	1.16	1.24	64.5	1.38
ORP (mV)		236	290	409	389		306	286	356	324	220	347

TABLE 3: SUMMARY OF GROUNDWATER ANALYTICAL RESULTS

Well Number	*Type 1 RRS*	**MW-116**	**MW-116**	**MW-116**	**MW-116**	**MW-116**	**MW-116**	**MW-117**	**MW-117**	**MW-117**	**MW-117**	**MW-117**
Sample Date	*Concentrations*	**11/12/2014**	**5/16/2014**	**11/13/2013**	**5/23/2013**	**2012**	**7/28/2010 & 9/13/2010**	**11/3/2017**	**5/5/2017**	**11/10/2016**	**6/3/2016**	**11/16/2015**
Metals mg/L												
Total Arsenic	0.01	<0.005	<0.005	<0.005	<0.005	Well was	<0.0025	<0.005	<0.005	<0.005	<0.005	<0.005
Total Copper	1.3	**2.54**	**2.45**	**3.25**	**1.91**	dry and	**4.1**	**0.0347**	**0.0289**	**0.0426**	**0.036**	**0.0321**
Total Lead	0.015	**0.00112**	**0.00386**	**0.00533**	**0.00162**	was not	**0.0073**	<0.001	<0.001	**0.00131**	**0.00133**	**0.00175**
Total Zinc	2	**7.06**	**8.90**	**8.66**	**4.62**	sampled	**12**	**0.900**	**0.913**	**0.711**	**1.02**	**0.867**
Dissolved Arsenic	0.01	<0.005	<0.005	<0.005	<0.005		na	<0.005	<0.005	<0.005	<0.005	<0.005
Dissolved Copper	1.3	**3.25**	**2.15**	**2.65**	**1.47**		na	**0.0259**	**0.0214**	**0.0337**	**0.0335**	**0.0272**
Dissolved Lead	0.015	**0.00102**	**0.00359**	**0.00409**	<0.001		na	<0.001	<0.001	<0.001	<0.001	**0.00112**
Dissolved Zinc	2	**8.85**	**6.53**	**6.25**	**3.56**		na	**0.830**	**0.684**	**0.663**	**1.01**	**0.682**
Total of Total Metals Concentrations		9.60112	11.35386	11.91533	6.53162		16.1073	0.9347	0.9419	0.75491	1.05733	0.90085
Total of Dissolved Metals Concentrations		12.10102	8.68359	8.90409	5.03			0.8559	0.7054	0.6967	1.0435	0.71032
Inorganics mg/L												
Nitrate	10 (NR)	**28**	**18**	**72**	**16**		**91**	**4.1**	**3.8**	**4.1**	**2.7**	**4.0**
Sulfate	250 (NR)	**430**	**660**	**570**	**400**		**710**	**120**	**140**	**140**	**180**	**140**
Organochlorine Pesticides mg/L												
4,4´-DDD	0.0001	<0.0001	<0.0001	<0.0001	<0.0001		<0.000095	<0.0001	<0.0001	<0.0001	<0.0001	<0.0001
4,4´-DDE	0.0001	<0.0001	<0.0001	<0.0001	<0.0001		<0.000095	<0.0001	<0.0001	<0.0001	<0.0001	<0.0001
4,4´-DDT	0.0001	<0.0001	<0.0001	<0.0001	<0.0001		<0.000095	<0.0001	<0.0001	<0.0001	<0.0001	<0.0001
alpha-BHC	0.00005(DL)	<0.00005	<0.00005	<0.00005	<0.00005		**0.00019**	<0.00005	<0.00005	<0.00005	<0.00005	<0.00005
alpha-Chlordane	0.002	<0.00005	<0.00005	<0.00005	<0.00005		<0.00048	<0.00005	<0.00005	<0.00005	<0.00005	<0.00005
beta-BHC	0.00005(DL)	**0.00055**	**0.00019**	**0.00025**	**0.00026**		**0.00063**	<0.00005	<0.00005	<0.00005	<0.00005	<0.00005
delta-BHC	0.00005(DL)	<0.00005	<0.00005	<0.00005	<0.00005		<0.000048	<0.00005	**0.00011**	<0.00005	<0.00005	<0.00005
Dieldrin	0.0001(DL)	<0.0001	<0.0001	<0.0001	<0.0001		<0.000095	<0.0001	<0.0001	<0.0001	<0.0001	<0.0001
gamma-BHC	0.0002	<0.00005	<0.00005	<0.00005	<0.00005		**0.00027**	<0.00005	**0.000057**	<0.00005	<0.00005	<0.00005
gamma-Chlordane	0.002	<0.00005	<0.00005	<0.00005	<0.00005		na	<0.00005	<0.00005	<0.00005	<0.00005	<0.00005
Heptachlor	0.0004	<0.00005	<0.00005	<0.00005	<0.00005		<0.000048	<0.00005	<0.00005	<0.00005	<0.00005	<0.00005
Methoxychlor	0.04	<0.0005	<0.0005	<0.0005	<0.0005		<0.000095	<0.0005	<0.0005	<0.0005	<0.0005	<0.0005
Toxaphene	0.003	<0.005	<0.005	<0.005	<0.005		<0.0048	<0.003	<0.003	<0.003	<0.003	<0.005
Total Pesticides		0.00055	0.00019	0.00025	0.00026		0.00109	BDL	0.00017	BDL	BDL	BDL
pH (std units)		4.05	4.06	3.55	4.24	DRY	3.92/3.94	4.23	4.07	4.1	3.44	4.27
Specific Conductance (mS/cm)		0.999	1.48	0.652	1.17		2.06/2.3	0.327	0.317	0.401	0.372	0.364
Turbidity (NTUs)		7.1	2.1	148	9.16		3.75/4.95	4.8	5.5	84.3	9.2	6.5
DO (mg/L)		0	3.87	1.42	6.1			0.55	2.14	1.38	0.50	3.39
ORP (mV)		393	300	332	249			369	491	421	310	436

TABLE 3: SUMMARY OF GROUNDWATER ANALYTICAL RESULTS

Well Number	*Type 1 RRS*	**MW-117**	**MW-117**	**MW-117**	**MW-117**	**MW-117**	**MW-117**	**MW-117**	**MW-119**	**MW-119**	**MW-119**	**MW-119**
Sample Date	*Concentrations*	**6/2/2015**	**11/17/2014**	**5/19/2014**	**11/15/2013**	**5/23/2013**	**11/15/2012**	**9/14/2010**	**11/7/2017**	**5/9/2017**	**11/11/2016**	**6/8/2016**
Metals mg/L												
Total Arsenic	0.01	<0.005	<0.005	<0.005	<0.005	<0.005	<0.005	<0.0025	<0.005	<0.005	<0.005	<0.005
Total Copper	1.3	**0.0295**	**0.0678**	**0.0362**	**0.0438**	**0.0318**	**0.0453**	**0.038**	**0.00472**	**0.0986**	**0.0737**	**0.018**
Total Lead	0.015	**0.00117**	**0.00282**	**0.00109**	**0.00172**	**0.00107**	**0.00193**	<0.0015	<0.001	**0.00115**	<0.001	**0.0045**
Total Zinc	2	**0.802**	**1.01**	**0.809**	**1.01**	**1.05**	**0.794**	**1.6**	**0.605**	**1.23**	**1.45**	**2.3**
Dissolved Arsenic	0.01	<0.005	<0.005	<0.005	<0.005	<0.005	<0.005	na	<0.005	<0.005	<0.005	<0.005
Dissolved Copper	1.3	**0.0321**	**0.0761**	**0.0378**	**0.033**	**0.0272**	**0.0410**	na	<0.002	**0.137**	<0.002	**0.00895**
Dissolved Lead	0.015	<0.001	**0.00178**	<0.001	<0.001	<0.001	**0.00115**	na	<0.001	<0.001	<0.001	<0.001
Dissolved Zinc	2	**0.865**	**0.991**	**0.95**	**0.878**	**0.879**	**0.775**	na	**0.604**	**1.1**	**1.27**	**2.02**
Total of Total Metals Concentrations		0.83267	1.08062	0.84629	1.05552	1.08287	0.84123	1.638	0.60972	1.32975	1.5237	2.3225
Total of Dissolved Metals Concentrations		0.8971	1.06888	0.9878	0.911	0.9062	0.81715		0.604	1.237	1.27	2.02895
Inorganics mg/L												
Nitrate	10 (NR)	**3.4**	**3.1**	**3.3**	**3.9**	**4.0**	**3.8**	**2.5**	<0.25	<0.25	**0.33**	<2.5
Sulfate	250 (NR)	**150**	**130**	**140**	**140**	**140**	**130**	**260**	**66**	**150**	**140**	**150**
Organochlorine Pesticides mg/L												
4,4´-DDD	0.0001	<0.0001	<0.0001	<0.0001	<0.0001	<0.0001	<0.0001	<0.0001	<0.0001	<0.0001	<0.0001	<0.0001
4,4´-DDE	0.0001	<0.0001	<0.0001	<0.0001	<0.0001	<0.0001	<0.0001	<0.0001	<0.0001	<0.0001	<0.0001	<0.0001
4,4´-DDT	0.0001	<0.0001	<0.0001	<0.0001	<0.0001	<0.0001	<0.0001	<0.0001	<0.0001	<0.0001	<0.0001	<0.0001
alpha-BHC	0.00005(DL)	<0.00005	<0.00005	<0.00005	<0.00005	<0.00005	<0.00005	<0.00005	**0.0006**	**0.00071**	**0.0012**	**0.0015**
alpha-Chlordane	0.002	<0.00005	<0.00005	<0.00005	<0.00005	<0.00005	<0.00005	<0.0005	<0.00005	<0.00005	<0.00005	<0.00005
beta-BHC	0.00005(DL)	<0.00005	<0.00005	<0.00005	<0.00005	<0.00005	<0.00005	<0.00005	**0.00058**	**0.00073**	**0.0009**	**0.0011**
delta-BHC	0.00005(DL)	<0.00005	<0.00005	<0.00005	<0.00005	<0.00005	**0.000056**	<0.00005	<0.001	**0.00076**	**0.001**	**0.0014**
Dieldrin	0.0001(DL)	<0.0001	<0.0001	<0.0001	<0.0001	<0.0001	<0.0001	<0.0001	<0.0001	<0.0001	<0.0001	<0.0001
gamma-BHC	0.0002	<0.00005	<0.00005	<0.00005	<0.00005	<0.00005	<0.00005	<0.00005	**0.00011**	**0.00012**	**0.00017**	**0.00086**
gamma-Chlordane	0.002	<0.00005	<0.00005	<0.00005	<0.00005	<0.00005	<0.00005	na	<0.00005	<0.00005	<0.00005	<0.00005
Heptachlor	0.0004	<0.00005	<0.00005	<0.00005	<0.00005	<0.00005	<0.00005	<0.00005	<0.00005	<0.00005	<0.00005	<0.00005
Methoxychlor	0.04	<0.0005	<0.0005	<0.0005	<0.0005	<0.0005	<0.0005	<0.0001	<0.0005	<0.0005	<0.0005	<0.0005
Toxaphene	0.003	<0.005	<0.005	<0.005	<0.005	<0.005	<0.005	<0.005	<0.003	<0.003	<0.003	<0.003
Total Pesticides		BDL	BDL	BDL	BDL	BDL	0.000056	BDL	0.00129	0.00232	0.00327	0.00486
pH (std units)		4.41	3.52	4.21	4.17	4.23	4.18	4.24	6.42	6.04	6.91	6.29
Specific Conductance (mS/cm)		0.305	0.414	0.408	0.416	0.419	0.396	0.51	0.485	0.505	1.690	0.513
Turbidity (NTUs)		8.1	1.3	7.2	8.78	9.79	10.41	8.19	5.09	0.6	0.0	7.4
DO (mg/L)		1.2	1.40	2.95	1.43	1.42	6.8		0.0	0.47	0.65	0.13
ORP (mV)		382	421	382	353	364	398		-31	65	19	39

TABLE 3: SUMMARY OF GROUNDWATER ANALYTICAL RESULTS

Well Number	*Type 1 RRS*	**MW-119**	**MW-119**	**MW-119**	**MW-119**	**MW-119**	**MW-119**	**MW-119**	**MW-120**	**MW-120**	**MW-120**	**MW-120**
Sample Date	*Concentrations*	**11/17/2015**	**6/5/2015**	**11/18/2014**	**5/21/2014**	**11/18/2013**	**5/28/2013**	**12/6/2012**	**11/7/2017**	**5/9/2017**	**11/11/2016**	**6/8/2016**
Metals mg/L												
Total Arsenic	0.01	<0.005	<0.005	<0.005	<0.005	<0.005	<0.005	<0.005	<0.005	<0.005	<0.005	<0.005
Total Copper	1.3	**0.00727**	**0.0106**	**0.00514**	**0.00386**	**0.00391**	**0.0158**	<0.005	**0.0425**	**0.059**	**0.0222**	**0.00986**
Total Lead	0.015	<0.001	<0.001	<0.001	**0.00183**	**0.00276**	**0.0059**	**0.0012**	**0.00121**	**0.00102**	**0.00124**	**0.00247**
Total Zinc	2	**1.05**	**0.76**	**0.677**	**1.38**	**0.778**	**1.18**	**0.656**	**0.846**	**0.809**	**0.813**	**0.813**
Dissolved Arsenic	0.01	<0.005	<0.005	<0.005	<0.005	<0.005	<0.005	<0.005	<0.005	<0.005	<0.005	<0.005
Dissolved Copper	1.3	**0.0225**	<0.002	**0.00369**	<0.002	**0.00530**	**0.00697**	<0.002	**0.0113**	**0.0162**	**0.00577**	**0.00594**
Dissolved Lead	0.015	<0.001	<0.001	<0.001	<0.001	<0.001	<0.001	<0.001	<0.001	<0.001	<0.001	<0.001
Dissolved Zinc	2	**1.09**	**0.69**	**0.689**	**1.36**	**0.677**	**0.877**	**0.532**	**0.762**	**0.735**	**0.804**	**0.74**
Total of Total Metals Concentrations		1.05727	0.7706	0.68214	1.38569	0.78467	1.2017	0.6572	0.88971	0.86902	0.83644	0.82533
Total of Dissolved Metals Concentrations		1.1125	0.69	0.69269	1.36	0.6823	0.88397	0.532	0.7733	0.7512	0.80977	0.74594
Inorganics mg/L												
Nitrate	10 (NR)	<2.5	<0.25	<0.25	<0.25	<0.25	<1.2	<0.25	**0.56**	<0.25	<2.5	<2.5
Sulfate	250 (NR)	**140**	**92**	**170**	**120**	**94**	**110**	**150**	**240**	**200**	**210**	**190**
Organochlorine Pesticides mg/L												
4,4´-DDD	0.0001	<0.0001	<0.0001	<0.0001	<0.0001	<0.0001	<0.0001	<0.0001	<0.0001	<0.0001	<0.0001	<0.0001
4,4´-DDE	0.0001	<0.0001	<0.0001	<0.0001	<0.0001	<0.0001	<0.0001	<0.0001	<0.0001	<0.0001	<0.0001	<0.0001
4,4´-DDT	0.0001	<0.0001	<0.0001	<0.0001	<0.0001	<0.0001	<0.0001	**0.00018**	<0.0001	<0.0001	<0.0001	<0.0001
alpha-BHC	0.00005(DL)	**0.0012**	**0.00049**	**0.00064**	**0.00140**	**0.00050**	**0.00060**	**0.00087**	**0.0014**	**0.0016**	**0.0013**	**0.0014**
alpha-Chlordane	0.002	<0.00005	<0.00005	<0.00005	<0.00005	<0.00005	<0.00005	<0.00005	<0.00005	<0.00005	<0.00005	<0.00005
beta-BHC	0.00005(DL)	**0.0011**	**0.00052**	**0.00062**	**0.0011**	**0.00042**	**0.00051**	**0.00066**	**0.002**	**0.0017**	**0.0012**	**0.0013**
delta-BHC	0.00005(DL)	**0.0011**	**0.00053**	**0.001**	**0.0016**	**0.00051**	**0.00053**	**0.00073**	**0.0014**	**0.0014**	**0.0011**	**0.0012**
Dieldrin	0.0001(DL)	<0.0001	<0.0001	<0.0001	<0.0001	<0.0001	<0.0001	<0.0001	<0.0001	<0.0001	<0.0001	<0.0001
gamma-BHC	0.0002	**0.00023**	**0.000085**	**0.00013**	**0.00025**	**0.0001**	**0.00012**	**0.00013**	**0.00021**	**0.00016**	**0.000065**	**0.00015**
gamma-Chlordane	0.002	<0.00005	<0.00005	<0.00005	<0.00005	<0.00005	<0.00005	<0.00005	<0.00005	<0.00005	<0.00005	<0.00005
Heptachlor	0.0004	<0.00005	<0.00005	<0.00005	<0.00005	<0.00005	<0.00005	<0.00005	<0.00005	<0.00005	<0.00005	<0.00005
Methoxychlor	0.04	<0.0005	<0.0005	<0.0005	<0.0005	<0.0005	<0.0005	<0.0005	<0.0005	<0.0005	<0.0005	<0.0005
Toxaphene	0.003	<0.005	<0.005	<0.005	<0.005	<0.005	<0.005	<0.005	<0.003	<0.003	<0.003	<0.003
Total Pesticides		0.00363	0.001625	0.002390	0.004350	0.001530	0.00176	0.00257	0.00501	0.00486	0.00367	0.00405
pH (std units)		6.92	7.01	5.64	5.44	6.25	5.75	5.99	5.92	5.8	6.79	6.06
Specific Conductance (mS/cm)		0.547	0.474	0.740	0.719	0.731	0.647	0.646	0.610	0.575	1.78	0.512
Turbidity (NTUs)		8.6	5.3	6.8	6.1	7.4	107	3.1	6.94	1.7	3.6	3.4
DO (mg/L)		0	0	7.45	0.52	0.43	4.78	0.6	0.0	0.48	1.1	0.0
ORP (mV)		14	3	-21	44	-59	49	40.4	99	157	113	98

TABLE 3: SUMMARY OF GROUNDWATER ANALYTICAL RESULTS

Well Number	*Type 1 RRS*	**MW-120**	**MW-120**	**MW-120**	**MW-120**	**MW-120**	**MW-120**	**MW-120**	**MW-121**	**MW-121**	**MW-121**	**MW-121**
Sample Date	*Concentrations*	**11/17/2015**	**6/4/2015**	**11/19/2014**	**5/21/2014**	**11/18/2013**	**5/28/2013**	**12/7/2012**	**11/7/2017**	**5/10/2017**	**11/11/2016**	**6/7/2016**
Metals mg/L												
Total Arsenic	0.01	<0.005	<0.005	**0.00117 J**	<0.005	<0.005	<0.005	<0.005	<0.005	<0.005	<0.005	<0.005
Total Copper	1.3	**0.0422**	**0.0063**	**0.0108**	**0.0584**	**0.0124**	**0.0129**	**0.0289**	**0.0120**	**0.00524**	**0.0491**	**0.0105**
Total Lead	0.015	**0.00541**	<0.001	**0.00197**	**0.04600**	**0.0018**	**0.00418**	**0.0295**	<0.001	<0.001	**0.00346**	**0.00117**
Total Zinc	2	**1.33**	**0.533**	**0.690**	**1.41**	**1.23**	**0.894**	**1.88**	**0.0331**	**0.0218**	**1.14**	**0.0373**
Dissolved Arsenic	0.01	<0.005	<0.005	<0.000536	<0.005	<0.005	<0.005	<0.005	<0.005	<0.005	<0.005	<0.005
Dissolved Copper	1.3	**0.101**	**0.00268**	**0.0042**	**0.0029**	**0.00554**	**0.0067**	**0.00223**	**0.00918**	**0.0038**	**0.0278**	**0.00693**
Dissolved Lead	0.015	<0.001	<0.001	<0.0000990	<0.001	<0.001	<0.001	<0.001	<0.001	<0.001	<0.001	<0.001
Dissolved Zinc	2	**1.31**	**0.458**	**0.667**	**1.18**	**1.07**	**0.737**	**1.74**	**0.0334**	<0.0100	**1.08**	**0.0178**
Total of Total Metals Concentrations		1.37761	0.5393	0.70277	1.5144	1.2442	0.91108	1.9384	0.0451	0.02704	1.19256	0.04897
Total of Dissolved Metals Concentrations		1.411	0.46068	0.6712	1.1829	1.07554	0.7437	1.74223	0.04258	0.0038	1.1078	0.02473
Inorganics mg/L												
Nitrate	10 (NR)	<2.5	<0.25	<0.14	<0.25	<1.2	<1.2	<0.25	**0.90**	**2.4**	**0.46**	**2.8**
Sulfate	250 (NR)	**330**	**170**	**170**	**150**	**150**	**160**	**410**	**60**	**45**	**260**	**46**
Organochlorine Pesticides mg/L												
4,4´-DDD	0.0001	<0.0001	<0.0001	<0.0001	<0.0001	<0.0001	<0.0001	<0.0001	<0.0001	<0.0001	<0.0001	<0.0001
4,4´-DDE	0.0001	<0.0001	<0.0001	<0.0001	<0.0001	<0.0001	<0.0001	<0.0001	<0.0001	<0.0001	<0.0001	<0.0001
4,4´-DDT	0.0001	<0.0001	<0.0001	<0.0001	<0.0001	<0.0001	<0.0001	<0.0001	<0.0001	<0.0001	<0.0001	<0.0001
alpha-BHC	0.00005(DL)	**0.0017**	**0.0012**	**0.00096**	**0.00095**	**0.00090**	**0.00063**	**0.0035**	**0.00023**	**0.000083**	**0.005**	**0.00011**
alpha-Chlordane	0.002	<0.00005	<0.00005	<0.00005	<0.00005	<0.00005	<0.00005	<0.00005	<0.00005	<0.00005	<0.00005	<0.00005
beta-BHC	0.00005(DL)	**0.0019**	**0.0013**	**0.0011**	**0.00099**	**0.00089**	**0.00075**	**0.0042**	**0.00030**	**0.00011**	**0.0019**	**0.000059**
delta-BHC	0.00005(DL)	**0.0015**	**0.0011**	**0.001**	**0.0014**	**0.00071**	**0.00046**	**0.0031**	<0.00005	**0.000065**	**0.0063**	**0.000071**
Dieldrin	0.0001(DL)	<0.0001	<0.0001	<0.0001	<0.0001	<0.0001	<0.0001	<0.0001	<0.0001	<0.0001	<0.0001	<0.0001
gamma-BHC	0.0002	**0.00017**	<0.00005	<0.00005	**0.000084**	<0.00005	<0.00005	**0.0011**	**0.00013**	<0.00005	**0.0029**	<0.00005
gamma-Chlordane	0.002	<0.00005	<0.00005	<0.00005	<0.00005	<0.00005	<0.00005	<0.00005	<0.00005	<0.00005	<0.00005	<0.00005
Heptachlor	0.0004	<0.00005	<0.00005	<0.00005	<0.00005	<0.00005	<0.00005	<0.00005	<0.00005	<0.00005	<0.00005	<0.00005
Methoxychlor	0.04	<0.0005	<0.0005	<0.0005	<0.0005	<0.0005	<0.0005	<0.0005	<0.0005	<0.0005	<0.0005	<0.0005
Toxaphene	0.003	<0.005	<0.005	<0.005	<0.005	<0.005	<0.005	<0.005	<0.003	<0.003	<0.003	<0.003
Total Pesticides		0.00527	0.00360	0.00306	0.00342	0.00250	0.0018	0.0119	0.0007	0.0003	0.01610	0.00024
pH (std units)		5.92	6.57	5.59	5.61	5.57	5.38	6.3	6.22	6.22	5.72	6.36
Specific Conductance (mS/cm)		0.723	0.563	0.85	0.693	0.640	0.645	0.95	0.33	0.327	0.827	0.271
Turbidity (NTUs)		84.6	763	82	279	8.3	78.9	76.1	0	0	0.0	7.5
DO (mg/L)		0	0.31	6.05	0.53	8.93	3.06	6.42	0.23	1.72	3.34	0.61
ORP (mV)		97	146	82	93	85	175	58.6	127	127	172	142

TABLE 3: SUMMARY OF GROUNDWATER ANALYTICAL RESULTS

Well Number	*Type 1 RRS*	**MW-121**	**MW-121**	**MW-121**	**MW-121**	**MW-121**	**MW-121**	**MW-121**	**OW-1**	**OW-1**	**OW-1**	**OW-1**
Sample Date	*Concentrations*	**11/13/2015**	**6/5/2015**	**11/13/2014**	**5/19/2014**	**11/18/2013**	**5/29/2013**	**12/6/2012**	**11/8/2017**	**5/10/2017**	**11/11/2016**	**6/8/2016**
Metals mg/L												
Total Arsenic	0.01	<0.005	<0.005	<0.005	<0.005	<0.005	<0.005	<0.005	**0.139**	**0.0683**	**0.0952**	**0.187**
Total Copper	1.3	**0.0052**	**0.0309**	**0.0113**	**0.00695**	**0.00330**	**0.00429**	**0.0295**	**0.170**	**0.314**	**0.486**	**0.164**
Total Lead	0.015	<0.001	<0.001	<0.001	**0.00136**	<0.001	<0.001	**0.0012**	<0.001	<0.001	**0.00103**	<0.001
Total Zinc	2	**0.0187**	**0.0204**	**0.0434**	**0.0194**	**0.0112**	**0.0313**	**1.59**	**4.62**	**8.01**	**14.8**	**4.69**
Dissolved Arsenic	0.01	<0.005	<0.005	<0.005	<0.005	<0.005	<0.005	<0.005	**0.0416**	**0.0229**	**0.026**	**0.0142**
Dissolved Copper	1.3	**0.00345**	**0.0066**	**0.00286**	**0.00223**	**0.00469**	**0.0106**	**0.0112**	**0.0760**	**0.149**	**0.162**	**0.0498**
Dissolved Lead	0.015	<0.001	<0.001	<0.001	<0.001	<0.001	<0.001	<0.001	<0.001	<0.001	<0.001	<0.001
Dissolved Zinc	2	<0.01	**0.0163**	**0.0196**	**0.0125**	**0.0692**	**0.0153**	**1.25**	**4.8**	**2.23**	**12.6**	**4.57**
Total of Total Metals Concentrations		0.0239	0.0513	0.0547	0.02771	0.0145	0.03559	1.6207	4.929	8.3923	15.38223	5.041
Total of Dissolved Metals Concentrations		0.00345	0.0229	0.02246	0.01473	0.07389	0.0259	1.2612	4.9176	2.4019	12.788	4.634
Inorganics mg/L												
Nitrate	10 (NR)	**5.0**	<0.25	**0.43**	**0.4**	**0.45**	**0.32**	**0.59**	<0.25	<0.25	<2.5	<2.5
Sulfate	250 (NR)	**21**	**12**	**50**	**42**	**64**	**56**	**220**	**370**	**390**	**240**	**550**
Organochlorine Pesticides mg/L												
4,4´-DDD	0.0001	<0.0001	<0.0001	<0.0001	<0.0001	<0.0001	<0.0001	<0.0001	**0.00018**	**0.00015**	<0.0001	<0.0001
4,4´-DDE	0.0001	<0.0001	<0.0001	<0.0001	<0.0001	<0.0001	<0.0001	<0.0001	<0.0001	<0.0001	<0.0001	<0.0001
4,4´-DDT	0.0001	<0.0001	<0.0001	<0.0001	<0.0001	<0.0001	<0.0001	<0.0001	<0.0001	<0.0001	<0.0001	<0.0001
alpha-BHC	0.00005(DL)	<0.00005	<0.00005	**0.000054**	**0.00012**	**0.00030**	**0.00018**	**0.0027**	**0.016**	**0.012**	**0.014**	**0.0067**
alpha-Chlordane	0.002	<0.00005	<0.00005	<0.00005	<0.00005	<0.00005	<0.00005	<0.00005	<0.00005	<0.00005	<0.00005	<0.00005
beta-BHC	0.00005(DL)	<0.00005	**0.000054**	**0.0001**	**0.00012**	**0.00023**	**0.00015**	**0.0011**	<0.005	**0.0046**	**0.0039**	**0.0029**
delta-BHC	0.00005(DL)	<0.00005	**0.000071**	<0.000050	**0.00011**	**0.00023**	**0.000078**	**0.0023**	**0.019**	**0.02**	**0.018**	**0.014**
Dieldrin	0.0001(DL)	<0.0001	<0.0001	<0.0001	<0.0001	<0.0001	<0.0001	<0.0001	<0.0001	<0.0001	<0.0001	<0.0001
gamma-BHC	0.0002	<0.00005	<0.00005	<0.00005	<0.00005	**0.00009**	<0.00005	**0.0014**	**0.0056**	**0.0082**	**0.0069**	**0.0067**
gamma-Chlordane	0.002	<0.00005	<0.00005	<0.00005	<0.00005	<0.00005	<0.00005	<0.00005	<0.00005	<0.00005	<0.00005	<0.00005
Heptachlor	0.0004	<0.00005	<0.00005	<0.00005	<0.00005	<0.00005	<0.00005	<0.00005	<0.00005	<0.00005	<0.00005	<0.00005
Methoxychlor	0.04	<0.0005	<0.0005	<0.0005	<0.0005	<0.0005	<0.0005	<0.0005	<0.0005	<0.0005	<0.0005	<0.0005
Toxaphene	0.003	<0.005	<0.005	<0.005	<0.005	<0.005	<0.005	<0.005	<0.003	<0.003	<0.003	<0.003
Total Pesticides		BDL	0.0001	0.0002	0.0004	0.0009	0.000408	0.0075	0.04078	0.04495	0.04280	0.03030
pH (std units)		6.24	6.35	6.36	6.03	6.10	5.85	5.97	6.08	5.92	5.73	5.88
Specific Conductance (mS/cm)		0.286	0.292	0.251	0.369	0.425	0.395	0.633	0.866	0.824	1.26	0.92
Turbidity (NTUs)		0.1	0	1.8	0	1.45	0.47	3.6	0.0	0	0.0	0.0
DO (mg/L)		2.95	0	0	0.71	0.74	2.18	3.9	0.0	0.42	0.2	0.0
ORP (mV)		157	149	43	167	82	154	79.6	13	79	44	10

TABLE 3: SUMMARY OF GROUNDWATER ANALYTICAL RESULTS

Well Number	*Type 1 RRS*	**OW-1**	**OW-1**	**OW-1**	**OW-1**	**OW-1**	**OW-1**	**OW-1**	**OW-1**	**OW-2**	**OW-2**	**OW-2**
Sample Date	*Concentrations*	**11/16/2015**	**6/3/2015**	**5/19/2014**	**1/8/2014**	**10/9/2013**	**7/16/2013**	**4/15/2013**	**1/20/2013**	**11/8/2017**	**5/10/2017**	**11/14/2016**
Metals mg/L												
Total Arsenic	0.01	**0.0644**	**0.0801**	**0.102**	**0.0493**	**0.0375**	**0.0636**	**0.0671**	**0.0918**	**0.0641**	**0.0492**	**0.0431**
Total Copper	1.3	**0.483**	**0.25**	**0.181**	**0.471**	**0.417**	**0.33**	**0.293**	**0.0929**	**0.0290**	**0.0503**	<0.1
Total Lead	0.015	**0.00101**	<0.001	<0.001	<0.001	<0.001	<0.001	<0.001	**0.00106**	<0.001	<0.001	<0.001
Total Zinc	2	**9.54**	**5.75**	**7.71**	**17.2**	**14.6**	**11.2**	**15.8**	**5.55**	**2.63**	**2.56**	**3.87**
Dissolved Arsenic	0.01	**0.0214**	**0.0226**	**0.0228**	**0.0281**	**0.0121**	**0.0188**	**0.0131**	**0.0709**	**0.0373**	**0.0212**	**0.0339**
Dissolved Copper	1.3	**0.22**	**0.0869**	**0.0724**	**0.345**	**0.23**	**0.129**	**0.0855**	**0.0716**	**0.0592**	**0.021**	**0.0493**
Dissolved Lead	0.015	**0.00106**	**0.00135**	<0.001	<0.001	<0.001	<0.001	<0.001	<0.001	<0.001	<0.001	<0.001
Dissolved Zinc	2	**7.49**	**5.9**	**5.62**	**14.9**	**16.7**	**10.7**	**14.3**	**5.75**	**2.93**	**0.788**	**3.78**
Total of Total Metals Concentrations		**10.088**	**6.080**	**7.993**	**17.720**	**15.055**	**11.594**	**16.160**	**5.736**	**2.7231**	**2.6595**	**3.9131**
Total of Dissolved Metals Concentrations		**7.732**	**6.011**	**5.715**	**15.273**	**16.942**	**10.848**	**14.399**	**5.893**	**3.0265**	**0.8302**	**3.8632**
Inorganics mg/L												
Nitrate	10 (NR)	<5	<0.25	<0.25	<2.5	<5.0	<2.5	<2.5	<2.5	<0.25	<0.25	<2.5
Sulfate	250 (NR)	**530**	**350**	**450**	**600**	**580**	**590**	**800**	**600**	**480**	**450**	**630**
Organochlorine Pesticides mg/L												
4,4´-DDD	0.0001	**0.00019**	<0.0001	<0.0001	<0.0001	<0.0001	<0.0001	**0.00023**	<0.001	<0.0001	<0.0001	<0.002
4,4´-DDE	0.0001	<0.0001	<0.0001	<0.0001	<0.0001	<0.0001	<0.0001	<0.0001	<0.0001	<0.0001	<0.0001	<0.002
4,4´-DDT	0.0001	<0.0001	<0.0001	<0.0001	**0.0001**	<0.0001	<0.0001	<0.0001	<0.001	<0.0001	<0.0001	<0.002
alpha-BHC	0.00005(DL)	**0.0067**	**0.0066**	**0.0086**	**0.0077**	**0.0097**	**0.0088**	**0.0098**	**0.012**	**0.036**	**0.015**	**0.052**
alpha-Chlordane	0.002	<0.000050	<0.000050	<0.00005	<0.00005	<0.00005	<0.00005	<0.00005	<0.000050	<0.00005	<0.00005	<0.001
beta-BHC	0.00005(DL)	**0.0034**	**0.0033**	**0.0034**	**0.0039**	**0.0037**	**0.004**	**0.0036**	**0.004**	**0.0068**	**0.0042**	**0.0086**
delta-BHC	0.00005(DL)	**0.013**	**0.013**	**0.017**	**0.013**	**0.017**	**0.016**	**0.016**	**0.017**	**0.13**	**0.059**	**0.18**
Dieldrin	0.0001(DL)	<0.0001	<0.0001	<0.0001	<0.0001	<0.0001	<0.0001	<0.0001	<0.001	<0.0001	<0.0001	<0.002
gamma-BHC	0.0002	**0.0059**	**0.0058**	**0.0067**	**0.0075**	**0.013**	**0.0086**	**0.0077**	**0.0083**	**0.047**	**0.0095**	**0.056**
gamma-Chlordane	0.002	<0.00005	<0.00005	<0.00005	<0.00005	<0.00005	<0.00005	<0.00005	<0.00005	<0.00005	<0.00005	<0.001
Heptachlor	0.0004	<0.00005	<0.00005	<0.00005	<0.00005	<0.00005	<0.00005	<0.00005	<0.00005	<0.00005	<0.00005	<0.001
Methoxychlor	0.04	<0.0005	<0.0005	<0.0005	<0.0005	<0.0005	<0.0005	<0.0005	<0.0005	<0.0005	<0.0005	<0.01
Toxaphene	0.003	<0.005	<0.005	<0.005	<0.005	<0.005	<0.005	<0.005	<0.005	<0.003	<0.003	<0.003
Total Pesticides		0.0292	0.0287	0.0357	0.0322	0.0434	0.0374	0.0373	0.0413	0.21980	0.08770	0.29660
pH (std units)		6.64	5.27	5.92	5.92	5.71	5.95	6.08	5.77	5.98	6.01	6.05
Specific Conductance (mS/cm)		1.19	0.743	1.23	1.233	1.404	1.323	1.753	1.40	1.21	0.88	1.28
Turbidity (NTUs)		1.2	0	0	2.57	6.35	75.6	6.9	4.3	5.86	6.1	0.0
DO (mg/L)		0	0.67	1.75	0.76	0.92	0.43	5.05	1.1	0.0	0.32	0.0
ORP (mV)		54	108	71.0	55.0	155.3	45.5	55.9	100.2	1	38	-5

TABLE 3: SUMMARY OF GROUNDWATER ANALYTICAL RESULTS

Well Number	*Type 1 RRS*	**OW-2**	**OW-2**	**OW-2**	**OW-2**	**OW-2**	**OW-2**	**OW-2**	**OW-2**	**OW-2**	**OW-3**	**OW-3**
Sample Date	*Concentrations*	**6/8/2016**	**11/13/2015**	**6/3/2015**	**5/20/2014**	**1/8/2014**	**10/9/2013**	**7/16/2013**	**4/16/2013**	**1/20/2013**	**11/8/2017**	**5/10/2017**
Metals mg/L												
Total Arsenic	0.01	**0.0382**	**0.0532**	**0.0321**	**0.057**	**0.0392**	**0.029**	**0.031**	**0.0314**	**0.0258**	<0.005	<0.005
Total Copper	1.3	**0.0478**	**0.0476**	**0.0645**	**0.0512**	**0.0439**	**0.0338**	**0.0252**	**0.0159**	**0.0281**	**0.485**	**0.468**
Total Lead	0.015	<0.001	<0.001	<0.001	<0.0001	<0.001	<0.001	<0.001	<0.001	<0.001	<0.001	<0.001
Total Zinc	2	**3.57**	**2.89**	**5.09**	**5.4**	**8.35**	**6.13**	**6.33**	**4.89**	**2.33**	**3.90**	**3.75**
Dissolved Arsenic	0.01	<0.005	**0.0272**	**0.00919**	**0.0163**	**0.0252**	**0.015**	**0.0168**	**0.0278**	**0.0243**	<0.005	<0.005
Dissolved Copper	1.3	**0.0251**	**0.0215**	**0.0291**	**0.0314**	**0.0263**	**0.0222**	**0.018**	**0.00567**	**0.0236**	**0.561**	**0.457**
Dissolved Lead	0.015	<0.001	<0.001	<0.001	<0.0001	<0.001	<0.001	<0.001	<0.001	<0.001	<0.001	<0.001
Dissolved Zinc	2	**3.42**	**2.66**	**4.52**	**5.32**	**6.31**	**5.80**	**5.95**	**4.83**	**2.24**	**4.24**	**1.21**
Total of Total Metals Concentrations		**3.656**	**2.991**	**5.187**	**5.508**	**8.433**	**6.193**	**6.386**	**4.937**	**2.384**	**4.385**	**4.218**
Total of Dissolved Metals Concentrations		**3.4451**	**2.709**	**4.558**	**5.368**	**6.362**	**5.837**	**5.985**	**4.863**	**2.288**	**4.801**	**1.667**
Inorganics mg/L												
Nitrate	10 (NR)	<2.5	<2.5	<0.25	<0.14	<2.5	<5.0	<2.5	<2.5	<0.25	**0.36**	< 2.5
Sulfate	250 (NR)	**590**	**480**	**620**	**710**	**640**	**520**	**530**	**480**	**350**	**890**	**500**
Organochlorine Pesticides mg/L												
4,4´-DDD	0.0001	**0.00012**	**0.00015**	**0.00018**	**0.00012**	**0.00019**	**0.00019**	<0.0001	**0.00039**	<0.002	<0.0001	<0.0001
4,4´-DDE	0.0001	<0.0001	<0.0001	<0.0001	<0.0001	<0.0001	<0.0001	<0.0001	<0.0001	<0.001	<0.0001	<0.0001
4,4´-DDT	0.0001	<0.0001	**0.00019**	**0.00021**	**0.000088**	**0.00027**	**0.00015**	<0.0001	**0.00035**	<0.001	<0.0001	<0.0001
alpha-BHC	0.00005(DL)	**0.022**	**0.042**	**0.022**	**0.062**	**0.024**	**0.031**	**0.015**	**0.0096**	**0.011**	<0.005	**0.0037**
alpha-Chlordane	0.002	<0.00005	<0.00005	<0.00005	<0.00005	<0.00005	<0.00005	<0.00005	<0.00005	<0.00005	<0.00005	<0.00005
beta-BHC	0.00005(DL)	**0.0051**	**0.0083**	**0.0052**	**0.011**	**0.011**	**0.007**	**0.0046**	**0.0041**	**0.0043**	<0.005	**0.0018**
delta-BHC	0.00005(DL)	**0.081**	**0.15**	**0.063**	**0.16**	**0.084**	**0.08**	**0.028**	**0.019**	**0.022**	**0.0094**	**0.0096**
Dieldrin	0.0001(DL)	<0.0001	<0.0001	<0.0001	<0.0001	<0.0001	<0.0001	<0.0001	<0.0001	<0.0001	<0.0001	<0.0001
gamma-BHC	0.0002	**0.018**	**0.045**	**0.016**	**0.066**	**0.031**	**0.033**	**0.01**	**0.0063**	**0.0038**	<0.005	**0.0021**
gamma-Chlordane	0.002	<0.00005	<0.00005	<0.00005	<0.00005	<0.00005	<0.00005	<0.00005	<0.00005	<0.00005	<0.00005	<0.00005
Heptachlor	0.0004	<0.00005	<0.00005	<0.00005	<0.00005	<0.00005	<0.00005	<0.00005	<0.00005	<0.00005	<0.00005	<0.00005
Methoxychlor	0.04	<0.0005	<0.0005	<0.0005	<0.0005	<0.0005	<0.0005	<0.0005	<0.0005	<0.0005	<0.0005	<0.0005
Toxaphene	0.003	<0.003	<0.005	<0.005	<0.005	<0.005	<0.005	<0.005	<0.005	<0.005	<0.003	<0.003
Total Pesticides		0.12622	0.2456	0.1066	0.29921	0.15046	0.15134	0.05760	0.03974	0.0411	0.00940	0.01720
pH (std units)		5.78	6.76	5.97	5.86	5.75	5.49	5.67	5.78	5.6	5.09	5.19
Specific Conductance (mS/cm)		0.96	1.14	1.2	1.66	1.251	1.337	1.251	1.08	0.908	0.639	0.9
Turbidity (NTUs)		0.0	82.1	10.2	6.8	1.16	3.12	14.1	7.1	34	0.0	2.6
DO (mg/L)		0.0	0	0.63	2.01	0.64	0.76	0.37	0.61	1.02	0.0	0.5
ORP (mV)		25	46	43	60.0	42.8	81.5	98.9	58.1	37.2	235	268

TABLE 3: SUMMARY OF GROUNDWATER ANALYTICAL RESULTS

Well Number	*Type 1 RRS*	**OW-3**	**OW-3**	**OW-3**	**OW-3**	**OW-3**	**OW-3**	**OW-3**	**OW-3**	**OW-3**	**OW-3**	**MW-WO-01**
Sample Date	*Concentrations*	**11/14/2016**	**6/8/2016**	**11/13/2015**	**6/8/2015**	**5/21/2014**	**1/8/2014**	**10/9/2013**	**7/16/2013**	**4/16/2013**	**1/20/2013**	**3/15/2016**
Metals mg/L												
Total Arsenic	0.01	<0.005	<0.005	<0.005	<0.005	<0.005	<0.005	<0.005	<0.005	<0.005	<0.005	NA
Total Copper	1.3	**0.579**	**1.25**	**0.726**	**0.984**	**1.32**	**1.09**	**0.918**	**0.954**	**1.08**	**0.126**	NA
Total Lead	0.015	<0.001	<0.001	**0.00219**	**0.00179**	**0.00157**	<0.001	<0.001	<0.001	<0.001	<0.001	NA
Total Zinc	2	**5.22**	**8.49**	**4.81**	**9.05**	**15.7**	**12**	**7.81**	**7.42**	**9.3**	**5.44**	NA
Dissolved Arsenic	0.01	<0.005	<0.005	<0.005	<0.005	<0.005	<0.005	<0.005	<0.005	<0.005	<0.005	NA
Dissolved Copper	1.3	**0.559**	**1.23**	**0.692**	**0.807**	**1.71**	**1.09**	**0.906**	**0.962**	**1.04**	**0.115**	NA
Dissolved Lead	0.015	<0.001	<0.001	<0.001	<0.001	<0.001	<0.001	<0.001	<0.001	<0.001	<0.001	NA
Dissolved Zinc	2	**5.31**	**8.48**	**4.92**	**7.22**	**19.1**	**8.9**	**7.83**	**7.13**	**9.26**	**5.22**	NA
Total of Total Metals Concentrations		**5.799**	**9.74**	**5.538**	**10.036**	**17.022**	**13.090**	**8.728**	**8.374**	**10.380**	**5.566**	
Total of Dissolved Metals Concentrations		**5.869**	**9.71**	**5.612**	**8.027**	**20.810**	**9.990**	**8.736**	**8.092**	**10.300**	**5.335**	
Inorganics mg/L												
Nitrate	10 (NR)	<2.5	**4**	<2.5	**0.52**	**8.1**	**1.8**	<2.5	<1.2	<2.5	**0.98**	NA
Sulfate	250 (NR)	**560**	**1100**	**560**	**420**	**700**	**460**	**500**	**450**	**540**	**390**	NA
Organochlorine Pesticides mg/L												
4,4´-DDD	0.0001	<0.0001	<0.0001	<0.0001	<0.0001	<0.001	<0.0001	<0.001	<0.001	<0.0001	<0.001	<0.0001
4,4´-DDE	0.0001	<0.0001	<0.0001	<0.0001	<0.0001	<0.001	<0.0001	<0.001	<0.001	<0.0001	<0.0001	<0.0001
4,4´-DDT	0.0001	<0.0001	<0.0001	<0.0001	<0.0001	<0.001	<0.0001	<0.001	<0.001	**0.0001**	<0.001	<0.0001
alpha-BHC	0.00005(DL)	**0.0041**	**0.0015**	**0.0036**	**0.0032**	**0.0026**	**0.0027**	**0.0028**	**0.0035**	**0.0023**	**0.0047**	<0.0001
alpha-Chlordane	0.002	<0.00005	<0.00005	<0.00005	<0.00005	<0.00005	<0.00005	<0.00005	<0.0005	<0.0005	<0.0005	<0.0005
beta-BHC	0.00005(DL)	**0.0022**	**0.0019**	**0.0021**	**0.0018**	**0.0013**	**0.0016**	**0.0013**	**0.0019**	**0.0012**	**0.0024**	<0.0001
delta-BHC	0.00005(DL)	**0.0093**	**0.0044**	**0.01**	**0.0083**	**0.0064**	<0.00005	**0.0089**	**0.0079**	**0.0057**	**0.0067**	<0.0001
Dieldrin	0.0001(DL)	<0.0001	<0.0001	<0.0001	<0.0001	<0.0001	<0.0001	<0.0001	<0.001	<0.0001	<0.001	<0.0001
gamma-BHC	0.0002	**0.002**	**0.0012**	**0.002**	**0.0021**	**0.0018**	**0.002**	**0.0038**	**0.0025**	**0.0021**	**0.0021**	<0.0001
gamma-Chlordane	0.002	<0.00005	<0.00005	<0.00005	<0.00005	<0.00005	<0.00005	<0.00005	<0.0005	<0.00005	<0.00005	NA
Heptachlor	0.0004	<0.00005	<0.00005	<0.00005	<0.00005	<0.00005	<0.00005	<0.00005	<0.0005	<0.00005	<0.00005	<0.0001
Methoxychlor	0.04	<0.0005	<0.0005	<0.0005	<0.0005	<0.0005	<0.0005	<0.0005	<0.005	<0.0005	<0.0005	<0.0003
Toxaphene	0.003	<0.003	<0.003	<0.005	<0.005	<0.005	<0.005	<0.005	<0.05	<0.005	<0.005	<0.002
Total Pesticides		0.01760	0.00900	0.0177	0.0154	0.0121	0.0063	0.0168	0.0158	0.0114	0.0159	BDL
pH (std units)		5.05	4.77	5.17	4.95	4.53	4.51	4.32	4.65	4.82	5.06	
Specific Conductance (mS/cm)		1.11	1.74	0.985	0.788	1.58	0.855	0.992	0.922	1.076	0.93	
Turbidity (NTUs)		0.0	0.0	102	4.6	0	0.47	0.58	2.8	8.1	48	
DO (mg/L)		0.8	0.0	0	0	1.2	0.47	0.76	0.39	0.58	0.66	
ORP (mV)		253	161	274	297	260	168.3	208.7	202.6	204.2	128.5	

Notes:

<0.00005 = constituent not detected above laboratory quantitation limit

BDL = Below Detection Limit (below laboratory quantitation limit)

NA = not analyzed

Bolded concentrations indicate detection above laboratory quantitation limit

Concentration above the Type 1 RRS

NR = not regulated under HSRA or VRP

DL = Detection limit

mg/L = milligrams per liter

P = Identification of target analytes using gas chromatography (GC) is based on retention time. Although 2 dissimilar GC columns confirmed the presence of the target analyte in the sample, relative percent difference is >40%.

Prepared by:MHA 1/31/2018

Checked by: RNQ 2/19/2018

TABLE 4: SUMMARY OF SURFACE WATER ANALYTICAL RESULTS

PARAMETER, UNITS	GA Instream	National AWQC	National AWQC Human Consumption of Water + Organism	National AWQC Human Consumption of Water	GA Instream Human Health	SW-2010-5 11/9/2017	SW-2010-5 5/11/2017	SW-2010-5 11/15/2016	SW-2010-5 6/9/2016	SW-2010-5 11/18/2015	SW-2010-5 6/4/2015	SW2010-5 11/19/2014	SW2010-5 5/20/2014	SW2010-5 11/19/2013	SW2010-5 5/30/2013	SW2010-5 11/16/2012	SW2010-5 9/23/2010
Sample Location																	
Sample Date						11/9/2017	5/11/2017	11/15/2016	6/9/2016	11/18/2015	6/4/2015	11/19/2014	5/20/2014	11/19/2013	5/30/2013	11/16/2012	9/23/2010
Distance Along Stream (ft)						735	735	735	735	735	735	735	735	735	735	735	735
Total Organochlorine Pesticides (ug/L)						surface water sample from main channel upstream of culvert											
	Ecological Exposure		**Human Health Exposure**														
alpha-BHC	not established		0.0026	0.0049	0.0049	**0.022J**	**0.087**	**0.2**	**0.074**	**0.059**	**0.062**	**0.083**	**0.075**	**0.085**	**0.092**	**0.11**	0.13
beta-BHC	not established		0.0091	0.017	0.017	**0.048J**	**0.078**	**0.083**	**0.085**	**0.064**	**0.21**	**0.074**	**0.12**	**0.073**	**0.089**	**0.071**	0.23
gamma-BHC (lindane)	0.95 (acute)	0.95 (acute)	0.98	1.8	1.8	<0.017	<0.05	**0.021 J**	**0.023 J**	**0.013 J**	**0.013 J**	**0.0092 J**	**0.014 J**	<0.050	**0.0087 J**	<0.05	0.037 P
delta-BHC	not established			not established		<0.014	**0.034 J**	**0.041 J**	**0.033 J**	**0.024 J**	**0.091**	<0.0031	**0.014**	**0.051**	**0.078**	**0.12**	0.2
Chlordane	0.0043	0.0043	0.0008	0.00081	0.00081	<0.039	<0.05	<0.05	<0.05	<0.014	<0.00005	<0.0022	<0.0022	<0.050	<0.0066	<0.05	<0.1
gamma-Chlordane	0.0043	0.0043	0.0008	0.00081	0.00081	<0.062	<0.05	<0.05	<0.05	<0.0047	<0.00005	<0.005	<0.005	<0.050	<0.0047	<0.05	NA
4,4'-DDD	not established		0.00031	0.00031	0.00031	<0.016	<0.1	<0.1	**0.0056 J**	<0.0082	<0.0001	<0.0091	<0.0091	<0.10	<0.014	<0.1	<0.0065
4,4'-DDE	not established		0.00022	0.00022	0.00022	<0.024	<0.1	<0.1	<0.1	<0.0069	<0.0001	<0.006	<0.006	<0.10	<0.0075	<0.1	<0.0077
4,4'-DDT	0.001	0.001	0.00022	0.00022	0.00022	<0.026	<0.1	<0.1	<0.1	<0.0063	<0.0001	<0.0069	<0.0069	<0.10	<0.014	<0.1	<0.0097
Dieldrin	0.056	0.056	0.000052	0.000054	0.000054	<0.017	<0.1	**0.0085 J**	**0.0041 J**	<0.0072	<0.0001	<0.0091	<0.0091	<0.10	<0.013	<0.1	<0.0091
Heptachlor	0.0038	0.0038	0.000079	0.000079	0.000079	<0.026	<0.05	<0.05	<0.05	<0.0079	<0.00005	<0.0072	<0.0072	<0.050	<0.0038	<0.05	<0.007
Methoxychlor	0.03	0.03	100	not established		<0.057	<0.5	<0.5	<0.5	<0.056	<0.0005	<0.043	<0.043	<0.50	<0.08	<0.5	<0.013
Toxaphene	0.0002	0.0002	0.00028	0.00028	0.00028	<0.21	<3.0	<3.0	<3	<0.18	<0.005	<0.16	<0.16	<5.0	<0.085	<5	<0.5
Total Pesticides Concentrations (ug/L)						0.07	0.199	0.3535	0.2247	0.16	0.376	0.1662	0.223	0.209	0.2677	0.301	
Total Metals (mg/L)																	
Arsenic	0.15	0.15	0.000018	0.00014	0.01	NA	NA	NA	NA	NA	NA	NA	NA	NA	NA	<0.005	0.008
Copper	0.0152*	0.0152*	1.3	not established		NA	NA	NA	NA	NA	NA	NA	NA	NA	NA	**0.0161**	0.016
Lead	0.0049*	0.0049*	not established			NA	NA	NA	NA	NA	NA	NA	NA	NA	NA	<0.001	0.00067 J
Zinc	0.200*	0.200*	7.4	26	not established	NA	NA	NA	NA	NA	NA	NA	NA	NA	NA	**1.16**	0.97
Dissolved Metals (mg/L)																	
Arsenic	0.15	0.15	0.000018	0.00014	0.01	**0.00611**	**0.00161 J**	**0.00148 J**	**0.00136 J**	**0.00212 J**	**0.00228 J**	**0.000704 J**	**0.00175 J**	<0.005	**0.00156 J**	<0.005	0.0015 J
Copper	0.0152*	0.0152*	1.3	not established		**0.00888**	**0.0084**	**0.00706**	**0.00536**	**0.0063**	**0.00517**	**0.00471**	**0.00684**	**0.101**	**0.007**	**0.00365**	0.0074
Lead	0.0049*	0.0049*	not established			<0.000215	<0.001	<0.001	<0.001	<0.000309	<0.001	<0.000099	<0.0001	<0.001	<0.00014	<0.001	<0.0002
Zinc	0.200*	0.200*	7.4	26	not established	**0.189**	**0.578**	**0.789**	**0.504**	**0.381**	**0.444**	**0.469**	**0.434**	**0.840**	**0.706**	**1.03**	0.89
Total Dissolved Metals Concentrations (mg/L)						0.2056	0.58801	0.79754	0.51072	0.38942	0.45145	0.474414	0.44259	0.941	0.71456	1.03365	
Total Trichlorobenzenes (ug/L)																	
1,2,3-Trichlorobenzene	not established		not established			NA	NA	NA	NA	NA	NA	NA	NA	NA	NA	NA	<0.97
1,2,4-Trichlorobenzene	not established		35	70	70	NA	NA	NA	NA	NA	NA	NA	NA	NA	NA	NA	<0.54
Nitrate and Sulfate (mg/L)																	
Nitrate as N	not established		10 (nitrates)		not established	**0.54**	**1**	**0.9 J**	**1.9 J**	**1.4 J**	**1.2**	**1.8**	**1.7**	**0.72**	**1.3**	**0.55**	0.74
Sulfate	not established		not established			**39**	**84**	**97**	**97**	**97**	**78**	**100**	**85**	**83**	**93**	**87**	110
Hardness as CaCo3 (mg/L)	not established		not established			NA	NA	NA	NA	NA	NA	NA	NA	NA	NA	NA	NA
pH (std units)						6.91	6.21	6.52	7.04	7.31	7.44	6.96	7.35	5.62	6.61		
Specific Conductance (mS/cm)						0.237	0.424	0.462	0.509	0.545	0.423	0.443	0.501	0.683	0.812		
Turbidity (NTUs)						6.8	1.2	0.0	0	23.1	0	5.88	0	0	0		
DO (mg/L)						7.13	6.61	5.34	6.38	6.2	3.64	10.65	8.03	7.33	9.68		
ORP (mV)						40	143	169	37	65	47	27	57	127	51		

TABLE 4: SUMMARY OF SURFACE WATER ANALYTICAL RESULTS

PARAMETER, UNITS	GA Instream	National AWQC	National AWQC Human Consumption of Water + Organism	National AWQC Human Consumption of Water	GA Instream Human Health	SW2010-10 11/9/2017	SW2010-10 5/11/2017	SW2010-10 11/15/2016	SW2010-10 6/9/2016	SW2010-10 11/18/2015	SW2010-10 6/4/2015	SW2010-10 11/19/2014	SW2010-10 5/20/2014	SW2010-10 11/19/2013	SW2010-10 5/30/2013	SW2010-10 11/16/2012	SW2010-10 9/23/2010
Sample Location																	
Sample Date																	
Distance Along Stream (ft)						1152	1152	1152	1152	1152	1152	1152	1152	1152	1152	1152	1152
Total Organochlorine Pesticides (ug/L)						surface water sample from main channel upstream of culvert											
	Ecological Exposure		**Human Health Exposure**														
alpha-BHC	not established		0.0026	0.0049	0.0049	**0.05**	**0.23**	**0.23**	**0.22**	**0.15**	**0.11**	**0.097**	**0.12**	**0.17**	**0.18**	**0.15**	0.13
beta-BHC	not established		0.0091	0.017	0.017	**0.047J**	**0.12**	**0.099**	**0.12**	**0.082**	**0.24**	**0.081**	**0.12**	**0.092**	**0.13**	**0.092**	0.18
gamma-BHC (lindane)	0.95 (acute)	0.95 (acute)	0.98	1.8	1.8	**0.028J**	**0.11**	**0.075**	**0.1**	**0.063**	**0.054**	**0.028 J**	**0.046 J**	**0.060**	**0.066**	<0.05	0.084
delta-BHC	not established			not established		**0.044J**	**0.11**	**0.11**	**0.12**	**0.066**	**0.14**	**0.059**	**0.16**	**0.077**	**0.16**	**0.14**	0.11 P
Chlordane	0.0043	0.0043	0.0008	0.00081	0.00081	<0.039	<0.05	<0.05	<0.05	<0.014	<0.00005	<0.0022	<0.0022	<0.050	<0.0066	<0.05	<0.094
gamma-Chlordane	0.0043	0.0043	0.0008	0.00081	0.00081	<0.062	<0.05	<0.05	**0.011 J**	<0.0047	<0.00005	<0.005	<0.005	<0.050	<0.0047	<0.05	NA
4,4'-DDD	not established		0.00031	0.00031	0.00031	<0.016	<0.1	**0.011 J**	**0.033 J**	<0.0082	<0.0001	<0.0091	<0.0091	<0.10	<0.014	<0.1	<0.0061
4,4'-DDE	not established		0.00022	0.00022	0.00022	<0.024	<0.1	<0.1	<0.1	<0.0069	<0.0001	<0.006	<0.006	<0.10	<0.0075	<0.1	<0.0073
4,4'-DDT	0.001	0.001	0.00022	0.00022	0.00022	<0.026	<0.1	<0.1	<0.1	<0.0063	<0.0001	<0.0069	<0.0069	<0.10	<0.014	<0.1	<0.0092
Dieldrin	0.056	0.056	0.000052	0.000054	0.000054	<0.017	<0.1	**0.0098 J**	**0.0066 J**	<0.0072	<0.0001	<0.0091	<0.0091	<0.10	<0.013	<0.1	0.011 J
Heptachlor	0.0038	0.0038	0.000079	0.000079	0.000079	<0.026	<0.05	<0.05	<0.05	<0.0079	<0.00005	<0.0072	<0.0072	<0.050	<0.0038	<0.05	<0.0066
Methoxychlor	0.03	0.03	100	not established		<0.057	<0.5	<0.5	<0.5	<0.056	<0.0005	<0.043	<0.043	<0.50	<0.08	<0.5	<0.012
Toxaphene	0.0002	0.0002	0.00028	0.00028	0.00028	<0.21	<3.0	<3	<3	<0.18	<0.005	<0.16	<0.16	<5.0	<0.085	<5	<0.47
Total Pesticides Concentrations (ug/L)						0.169	0.57	0.5348	0.6106	0.361	0.544	0.265	0.446	0.399	0.536	0.382	
Total Metals (mg/L)																	
Arsenic	0.15	0.15	0.000018	0.00014	0.01	NA	NA	NA	NA	NA	NA	NA	NA	NA	NA	<0.005	0.0041
Copper	0.0152*	0.0152*	1.3	not established		NA	NA	NA	NA	NA	NA	NA	NA	NA	NA	**0.00796**	0.01
Lead	0.0049*	0.0049*	not established			NA	NA	NA	NA	NA	NA	NA	NA	NA	NA	<0.001	<0.0005
Zinc	0.200*	0.200*	7.4	26	not established	NA	NA	NA	NA	NA	NA	NA	NA	NA	NA	**0.736**	0.5
Dissolved Metals (mg/L)																	
Arsenic	0.15	0.15	0.000018	0.00014	0.01	**0.00534**	**0.00192 J**	**0.00121 J**	**0.00166 J**	**0.00206 J**	**0.00235 J**	**0.000954 J**	**0.00188 J**	<0.005	**0.00172 J**	<0.005	0.0023 J
Copper	0.0152*	0.0152*	1.3	not established		**0.00854**	**0.00677**	**0.00659**	**0.00471**	**0.00773**	**0.0054**	**0.00442**	**0.00663**	**0.0149**	**0.00616**	**0.00404**	0.0054
Lead	0.0049*	0.0049*	not established			<0.000215	<0.001	**0.000782 J**	<0.001	<0.000309	<0.001	<0.000099	<0.0001	<0.001	<0.00014	<0.001	<0.0002
Zinc	0.200*	0.200*	7.4	26	not established	**0.146**	**0.477**	**0.557**	**0.407**	**0.444**	**0.407**	**0.456**	**0.427**	**0.706**	**0.593**	**0.629**	0.44
Total Dissolved Metals Concentrations (mg/L)						0.15646	0.48569	0.565582	0.41337	0.45379	0.41475	0.461374	0.43551	0.0855	0.60088	0.63304	
Total Trichlorobenzenes (ug/L)																	
1,2,3-Trichlorobenzene	not established		not established			NA	NA	NA	NA	NA	NA	NA	NA	NA	NA	NA	NA
1,2,4-Trichlorobenzene	not established		35	70	70	NA	NA	NA	NA	NA	NA	NA	NA	NA	NA	NA	NA
Nitrate and Sulfate (mg/L)																	
Nitrate as N	not established		10 (nitrates)		not established	**0.49**	**1.1**	**1.1 J**	**1.8 J**	**1.3 J**	**1.3**	**1.6**	**1.8**	**0.86**	**1.5**	0.79	NA
Sulfate	not established		not established			**37**	**89**	**100**	**99**	**100**	**80**	**92**	**89**	**95**	**97**	91	NA
Hardness as CaCo3 (mg/L)	not established		not established			NA	NA	125	NA		NA	NA	NA	NA	NA	NA	NA
pH (std units)						7.07	6.88	6.35	7.13	7.27	7.53	7.12	7.44	6.42	6.98		
Specific Conductance (mS/cm)						0.229	0.447	0.508	0.527	0.533	0.429	0.465	0.615	0.66	0.849		
Turbidity (NTUs)						8.7	4	2.1	0	0	49.2	37.4	0	75.1	0		
DO (mg/L)						6	5.29	4.71	6.74	5.93	4.8	4.51	7.54	10.1	8.59		
ORP (mV)						94	158	190	109	130	104	47	122	140	119		

TABLE 4: SUMMARY OF SURFACE WATER ANALYTICAL RESULTS

Sample Location						SW2010-11	SW2010-11	SW2010-11	SW2010-11	SW2010-11	SW2010-11	SW2010-11	SW2010-11	SW2010-11	SW2010-11	SW2010-11	SW2010-11
Sample Date						11/9/2017	5/11/2017	11/15/2016	6/9/2016	11/18/2015	6/4/2015	11/19/2014	5/20/2014	11/19/2013	5/30/2013	11/16/2012	9/23/2010
Distance Along Stream (ft)						1222	1222	1222	1222	1222	1222	1222	1222	1222	1222	1222	1222
PARAMETER, UNITS	**GA Instream**	**National AWQC**	**National AWQC Human Consumption of Water + Organism**	**National AWQC Human Consumption of Water**	**GA Instream Human Health**	surface water sample from main channel downstream of culvert											
Total Organochlorine Pesticides (ug/L)																	
	Ecological Exposure		**Human Health Exposure**														
alpha-BHC	not established		0.0026	0.0049	0.0049	**0.049J**	**0.18**	**0.35**	**0.25**	**0.18**	**0.15**	**0.13**	**0.17**	**0.24**	**0.24**	**0.23**	0.19
beta-BHC	not established		0.0091	0.017	0.017	**0.057**	**0.099**	**1.1**	**0.43**	**0.092**	**0.24**	**0.091**	**0.3**	**0.29**	**0.29**	**0.27**	0.45
gamma-BHC (lindane)	0.95 (acute)	0.95 (acute)	0.98	1.8	1.8	**0.032J**	**0.085**	**0.15**	**0.12**	**0.073**	**0.069**	**0.044 J**	**0.074**	**0.091**	**0.097**	**0.098**	0.11
delta-BHC	not established			not established		**0.038J**	**0.091**	**0.16**	**0.15**	**0.074**	**0.15**	**0.077**	**0.27**	**0.11**	**0.19**	**0.16**	0.13 P
Chlordane	0.0043	0.0043	0.0008	0.00081	0.00081	<0.039	<0.05	<0.05	<0.05	<0.014	<0.00005	<0.0022	<0.0022	<0.050	<0.0066	<0.05	<0.094
gamma-Chlordane	0.0043	0.0043	0.0008	0.00081	0.00081	<0.062	<0.05	<0.05	<0.05	<0.0047	<0.00005	<0.005	<0.005	<0.050	<0.0047	<0.05	NA
4,4'-DDD	not established		0.00031	0.00031	0.00031	<0.016	<0.1	<0.1	**0.006 J**	<0.0082	<0.0001	<0.0091	<0.0091	<0.10	<0.014	<0.1	<0.0061
4,4'-DDE	not established		0.00022	0.00022	0.00022	<0.024	<0.1	<0.1	<0.1	<0.0069	<0.0001	<0.006	<0.006	<0.10	<0.0075	<0.1	<0.0073
4,4'-DDT	0.001	0.001	0.00022	0.00022	0.00022	<0.026	<0.1	<0.1	<0.1	<0.0063	<0.0001	<0.0069	<0.0069	<0.10	<0.014	<0.1	<0.0092
Dieldrin	0.056	0.056	0.000052	0.000054	0.000054	<0.017	<0.1	**0.022 J**	**0.011 J**	**0.016 J**	<0.0001	<0.0091	<0.0091	<0.10	<0.013	<0.1	0.012 J
Heptachlor	0.0038	0.0038	0.000079	0.000079	0.000079	<0.026	<0.05	<0.05	<0.05	<0.0079	<0.00005	<0.0072	<0.0072	<0.050	<0.0038	<0.05	<0.0066
Methoxychlor	0.03	0.03	100	not established		<0.057	<0.5	<0.5	<0.5	<0.056	<0.0005	<0.043	<0.043	<0.50	<0.08	<0.5	<0.012
Toxaphene	0.0002	0.0002	0.00028	0.00028	0.00028	<0.21	<3.0	<3	<3	<0.18	<0.005	<0.16	<0.16	<5.0	<0.085	<5	<0.47
Total Pesticides Concentrations (ug/L)						0.176	0.455	1.782	0.967	0.435	0.609	0.342	0.814	0.731	0.817	0.758	
Total Metals (mg/L)																	
Arsenic	0.15	0.15	0.000018	0.00014	0.01	NA	NA	NA	NA	NA	NA	NA	NA	NA	NA	<0.005	0.0059
Copper	0.0152*	0.0152*	1.3	not established		NA	NA	NA	NA	NA	NA	NA	NA	NA	NA	**0.128**	0.22
Lead	0.0049*	0.0049*	not established			NA	NA	NA	NA	NA	NA	NA	NA	NA	NA	**0.00356**	0.012
Zinc	0.200*	0.200*	7.4	26	not established	NA	NA	NA	NA	NA	NA	NA	NA	NA	NA	**2.09**	3
Dissolved Metals (mg/L)																	
Arsenic	0.15	0.15	0.000018	0.00014	0.01	**0.00539**	**0.00174 J**	**0.000646 J**	**0.00126 J**	**0.00168 J**	**0.00236 J**	**0.00102 J**	**0.00174 J**	<0.005	**0.00121 J**	<0.005	0.0016 J
Copper	0.0152*	0.0152*	1.3	not established		**0.0216**	**0.00631**	**0.256**	**0.0527**	**0.00669**	**0.00514**	**0.00434**	**0.00567**	**0.0932**	**0.0564**	**0.0572**	0.097
Lead	0.0049*	0.0049*	not established			**0.00024J**	<0.001	<0.001	<0.001	<0.000309	<0.001	<0.000099	<0.0001	<0.001	<0.00014	<0.001	<0.0002
Zinc	0.200*	0.200*	7.4	26	not established	**0.413**	**0.472**	**5.92**	**1.6**	**0.399**	**0.406**	**0.435**	**0.377**	**1.68**	**1.6**	**1.74**	2.7
Total Dissolved Metals Concentrations (mg/L)						0.44023	0.48005	6.176646	1.65396	0.40737	0.4135	0.44036	0.38441	1.7732	1.65761	1.7972	
Total Trichlorobenzenes (ug/L)																	
1,2,3-Trichlorobenzene	not established		not established			NA	NA	NA	NA	NA	NA	NA	NA	NA	NA	NA	<1
1,2,4-Trichlorobenzene	not established		35	70	70	NA	NA	NA	NA	NA	NA	NA	NA	NA	NA	NA	<0.56
Nitrate and Sulfate (mg/L)																	
Nitrate as N	not established		10 (nitrates)		not established	**0.53**	**1.2**	**5.4**	**3.2**	**1.8 J**	**1.3**	**1.6**	**1.7**	**2.2**	**3.0**	**3.1**	4.1
Sulfate	not established		not established			**38**	**91**	**240**	**160**	**100**	**82**	**94**	**88**	**120**	**140**	**130**	220
Hardness as CaCo3 (mg/L)	not established		not established			NA	NA	NA	NA		NA	NA	NA	NA	NA	NA	NA
pH (std units)						6.68	6.71	6.14	7.02	7.49	7.34	7.93	7.33	6.43	6.94		
Specific Conductance (mS/cm)						0.336	0.485	0.677	0.605	0.598	0.505	0.553	0.615	0.66	0.963		
Turbidity (NTUs)						1.3	0.3	0	0	8.4	26.6	3.67	0	67.1	14.2		
DO (mg/L)						7.07	7.29	4.83	6.54	7.23	4.54	9.2	8.16	9.98	7.07		
ORP (mV)						143	170	213	117	118	92	82	150	134	186		

TABLE 4: SUMMARY OF SURFACE WATER ANALYTICAL RESULTS

PARAMETER, UNITS	GA Instream	National AWQC	National AWQC Human Consumption of Water + Organism	National AWQC Human Consumption of Water	GA Instream Human Health	SW2010-14 11/9/2017	SW2010-14 5/11/2017	SW2010-14 11/15/2016	SW2010-14 6/9/2016	SW2010-14 11/18/2015	SW2010-14 6/4/2015	SW2010-14 11/19/2014	SW2010-14 5/20/2014	SW2010-14 11/19/2013	SW2010-14 5/30/2013	SW2010-14 11/16/2012	SW2010-14 9/23/2010
Sample Location / Sample Date																	
Distance Along Stream (ft)						1667	1667	1667	1667	1667	1667	1667	1667	1667	1667	1667	1667
Total Organochlorine Pesticides (ug/L)						surface water sample from main channel downstream of culvert											
	Ecological Exposure		**Human Health Exposure**														
alpha-BHC	not established		0.0026	0.0049	0.0049	**0.12**	**0.38**	**0.41**	**0.31**	**0.2**	**0.26**	**0.30**	**0.31**	**0.40**	**0.38**	**0.53**	0.62
beta-BHC	not established		0.0091	0.017	0.017	**0.29**	**0.52**	**0.57**	**0.53**	**0.3**	**0.55**	**0.41**	**0.38**	**0.44**	**0.47**	**0.46**	0.73
gamma-BHC (lindane)	0.95 (acute)	0.95 (acute)	0.98	1.8	1.8	**0.04J**	**0.13**	**0.1**	**0.11**	**0.071**	**0.083**	**0.086**	**0.093**	**0.12**	**0.12**	**0.15**	0.22
delta-BHC	not established			not established		**0.12**	**0.26**	**0.3**	**0.22**	**0.12**	**0.26**	**0.32**	**0.46**	**0.29**	**0.37**	**0.53**	0.48 P
Chlordane	0.0043	0.0043	0.0008	0.00081	0.00081	<0.039	<0.05	<0.05	<0.05	<0.014	<0.00005	<0.0022	<0.0022	<0.050	<0.0066	<0.05	<0.095
gamma-Chlordane	0.0043	0.0043	0.0008	0.00081	0.00081	<0.062	<0.05	<0.05	<0.05	<0.0047	<0.00005	<0.005	<0.005	<0.050	<0.0047	<0.05	NA
4,4'-DDD	not established		0.00031	0.00031	0.00031	<0.016	<0.1	**0.0075 J**	<0.1	<0.0082	<0.0001	<0.0091	<0.0091	<0.10	<0.014	<0.1	<0.0062
4,4'-DDE	not established		0.00022	0.00022	0.00022	<0.024	<0.1	<0.1	<0.1	<0.0069	<0.0001	<0.006	<0.006	<0.10	<0.0075	<0.1	<0.0073
4,4'-DDT	0.001	0.001	0.00022	0.00022	0.00022	<0.026	<0.1	<0.1	<0.1	<0.0063	<0.0001	<0.0069	<0.0069	<0.10	<0.014	<0.1	<0.0092
Dieldrin	0.056	0.056	0.000052	0.000054	0.000054	<0.017	<0.1	**0.014 J**	**0.011 J**	**0.014 J**	**0.015 J**	<0.0091	<0.0091	<0.10	<0.013	<0.1	0.015 J
Heptachlor	0.0038	0.0038	0.000079	0.000079	0.000079	<0.026	<0.05	<0.05	<0.05	<0.0079	<0.00005	<0.0072	<0.0072	<0.050	<0.0038	<0.05	<0.0067
Methoxychlor	0.03	0.03	100	not established		<0.057	<0.5	<0.5	<0.5	<0.056	<0.0005	<0.043	<0.043	<0.50	<0.08	<0.5	<0.012
Toxaphene	0.0002	0.0002	0.00028	0.00028	0.00028	<0.21	<3.0	<3	<3	<0.18	<0.005	<0.16	<0.16	<5.0	<0.085	<5	<0.48
Total Pesticides Concentrations (ug/L)						0.57	1.29	1.4015	1.181	0.705	1.168	1.116	1.243	1.25	1.34	1.67	
Total Metals (mg/L)																	
Arsenic	0.15	0.15	0.000018	0.00014	0.01	NA	NA	NA	NA	NA	NA	NA	NA	NA	NA	<0.005	0.028
Copper	0.0152*	0.0152*	1.3	not established		NA	NA	NA	NA	NA	NA	NA	NA	NA	NA	**0.0918**	0.78
Lead	0.0049*	0.0049*	not established			NA	NA	NA	NA	NA	NA	NA	NA	NA	NA	<0.001	0.014
Zinc	0.200*	0.200*	7.4	26	not established	NA	NA	NA	NA	NA	NA	NA	NA	NA	NA	**2.46**	15
Dissolved Metals (mg/L)																	
Arsenic	0.15	0.15	0.000018	0.00014	0.01	**0.00328J**	**0.000923 J**	**0.001 J**	**0.000976 J**	**0.00109 J**	**0.00127 J**	**0.000716 J**	**0.0009 J**	<0.005	**0.00086 J**	<0.01	<0.0013
Copper	0.0152*	0.0152*	1.3	not established		**0.0332**	**0.0177**	**0.0484**	**0.0197**	**0.0159**	**0.015**	**0.0183**	**0.0244**	**0.0463**	**0.0393**	**0.0215**	0.048
Lead	0.0049*	0.0049*	not established			**0.000274J**	<0.001	**0.000375 J**	<0.001	<0.000309	<0.001	<0.000099	<0.0001	<0.001	<0.00014	<0.002	<0.0002
Zinc	0.200*	0.200*	7.4	26	not established	**0.789**	**1.18**	**1.38**	**1.27**	**0.8**	**0.852**	**1.27**	**1.11**	**1.89**	**1.62**	**1.96**	2.5
Total Dissolved Metals Concentrations (mg/L)						0.825754	1.198623	1.429775	1.290676	0.81699	0.86827	1.289016	1.1353	1.9363	1.66016	1.9815	
Total Trichlorobenzenes (ug/L)																	
1,2,3-Trichlorobenzene	not established		not established			NA	NA	NA	NA	NA	NA	NA	NA	NA	NA	NA	NA
1,2,4-Trichlorobenzene	not established		35	70	70	NA	NA	NA	NA	NA	NA	NA	NA	NA	NA	NA	NA
Nitrate and Sulfate (mg/L)																	
Nitrate as N	not established		10 (nitrates)		not established	**1.1**	**1.6**	**2.1 J**	**2.5 J**	**1.8 J**	**1.8**	**1.9**	**2.2**	**1.9**	**2.5**	**2.3**	NA
Sulfate	not established		not established			**64**	**130**	**160**	**160**	**130**	**110**	**140**	**130**	**130**	**140**	**140**	NA
Hardness as CaCo3 (mg/L)	not established		not established			NA	NA	NA	NA	NA	NA	NA	NA	NA	NA	NA	NA
pH (std units)						6.98	6.21	6.44	7.29	7.38	7.67	6.98	7.19	6.43	7.03		
Specific Conductance (mS/cm)						0.251	0.549	0.626	0.689	0.645	0.532	0.593	0.58	0.734	1.05		
Turbidity (NTUs)						7.7	0.6	0.0	0	9.9	1.6	13.2	0	25.7	0		
DO (mg/L)						4.32	7.21	5.16	5.34	6.75	4.68	10.44	10.44	9.49	10.02		
ORP (mV)						109	166	193	94	108	92	64	139	134	189		

TABLE 4: SUMMARY OF SURFACE WATER ANALYTICAL RESULTS

Sample Location						SW2010-15	SW2010-15	SW2010-15	SW2010-15	SW2010-15	SW2010-15	SW2010-15	SW2010-15	SW2010-15	SW2010-15	SW2010-15	SW2010-15
Sample Date						11/9/2017	5/11/2017	11/15/2016	6/9/2016	11/18/2015	6/4/2015	11/19/2014	5/20/2014	11/19/2013	5/30/2013	11/16/2012	9/23/2010
Distance Along Stream (ft)						1761	1761	1761	1761	1761	1761	1761	1761	1761	1761	1761	1761
PARAMETER, UNITS	**GA Instream**	**National AWQC**	**National AWQC Human Consumption of Water + Organism**	**National AWQC Human Consumption of Water**	**GA Instream Human Health**	surface water sample from main channel downstream of culvert											
Total Organochlorine Pesticides (ug/L)																	
	Ecological Exposure		**Human Health Exposure**														
alpha-BHC	not established		0.0026	0.0049	0.0049	**0.1**	**0.32**	**0.37**	**0.3**	**0.2**	**0.17**	**0.29**	**0.27**	**0.36**	**0.32**	**0.53**	0.62
beta-BHC	not established		0.0091	0.017	0.017	**0.27**	**0.47**	**0.51**	**0.49**	**0.29**	**0.45**	**0.4**	**0.36**	**0.40**	**0.41**	**0.46**	0.75
gamma-BHC (lindane)	0.95 (acute)	0.95 (acute)	0.98	1.8	1.8	**0.044J**	**0.11**	**0.087**	**0.11**	**0.065**	**0.057**	**0.082**	**0.087**	**0.11**	**0.1**	**0.15**	0.22
delta-BHC	not established			not established		**0.088**	**0.22**	**0.25**	**0.2**	**0.11**	**0.21**	**0.28**	**0.43**	**0.27**	**0.34**	**0.48**	0.44 P
Chlordane	0.0043	0.0043	0.0008	0.00081	0.00081	<0.039	<0.05	<0.05	<0.05	<0.014	<0.00005	<0.0022	<0.0022	<0.050	<0.0066	<0.05	<0.095
gamma-Chlordane	0.0043	0.0043	0.0008	0.00081	0.00081	<0.062	<0.05	<0.05	<0.05	<0.0047	<0.00005	<0.005	<0.005	<0.050	<0.0047	<0.05	NA
4,4'-DDD	not established		0.00031	0.00031	0.00031	<0.016	<0.1	<0.1	<0.1	<0.0082	<0.0001	<0.0091	<0.0091	<0.10	<0.014	<0.1	<0.0062
4,4'-DDE	not established		0.00022	0.00022	0.00022	<0.024	<0.1	<0.1	<0.1	<0.0069	<0.0001	<0.006	<0.006	<0.10	<0.0075	<0.1	<0.0073
4,4'-DDT	0.001	0.001	0.00022	0.00022	0.00022	<0.026	<0.1	<0.1	<0.1	**0.0068 J**	<0.0001	<0.0069	<0.0069	<0.10	<0.014	<0.1	<0.0092
Dieldrin	0.056	0.056	0.000052	0.000054	0.000054	<0.017	<0.1	**0.012 J**	**0.01 J**	<0.0072	**0.012 J**	<0.0091	<0.0091	<0.10	<0.013	<0.1	0.017 J
Heptachlor	0.0038	0.0038	0.000079	0.000079	0.000079	<0.026	<0.05	<0.5	<0.05	<0.0079	<0.00005	<0.0072	<0.0072	<0.050	<0.0038	<0.05	<0.0067
Methoxychlor	0.03	0.03	100	not established		<0.057	<0.5	<0.5	<0.5	<0.056	<0.0005	<0.043	<0.043	<0.50	<0.08	<0.5	<0.012
Toxaphene	0.0002	0.0002	0.00028	0.00028	0.00028	<0.21	<3.0	<3	<3	<0.18	<0.005	<0.16	<0.16	<5.0	<0.085	<5	<0.48
Total Pesticides Concentrations (ug/L)						0.502	1.12	1.229	1.1	0.6718	0.899	1.052	1.147	1.14	1.17	1.62	
Total Metals (mg/L)																	
Arsenic	0.15	0.15	0.000018	0.00014	0.01	NA	NA	NA	NA	NA	NA	NA	NA	NA	NA	<0.005	0.0025
Copper	0.0152*	0.0152*	1.3	not established		NA	NA	NA	NA	NA	NA	NA	NA	NA	NA	**0.0701**	0.084
Lead	0.0049*	0.0049*	not established			NA	NA	NA	NA	NA	NA	NA	NA	NA	NA	<0.001	<0.0005
Zinc	0.200*	0.200*	7.4	26	not established	NA	NA	NA	NA	NA	NA	NA	NA	NA	NA	**2.18**	2.4
Dissolved Metals (mg/L)																	
Arsenic	0.15	0.15	0.000018	0.00014	0.01	**0.00322J**	**0.00104 J**	**0.000886 J**	**0.000952 J**	**0.00115**	**0.0013 J**	**0.000827 J**	**0.00096 J**	<0.005	**0.00098 J**	<0.01	<0.0013
Copper	0.0152*	0.0152*	1.3	not established		**0.0289**	**0.0156**	**0.0276**	**0.0222**	**0.0144**	**0.0108**	**0.018**	**0.0181**	**0.0382**	**0.0275**	**0.0179**	0.038
Lead	0.0049*	0.0049*	not established			**0.000278J**	<0.001	**0.00022 J**	<0.001	<0.000309	<0.001	<0.000099	<0.0001	<0.001	<0.00014	<0.002	<0.0002
Zinc	0.200*	0.200*	7.4	26	not established	**0.638**	**1.04**	**1.43**	**1.29**	**0.74**	**0.693**	**1.23**	**0.965**	**1.91**	**1.51**	**1.77**	2.2
Total Dissolved Metals Concentrations (mg/L)						0.670398	1.05664	1.458706	1.313152	0.75555	0.70493	1.248827	0.98406	1.9482	1.53848	1.7879	
Total Trichlorobenzenes (ug/L)																	
1,2,3-Trichlorobenzene	not established		not established			NA	NA	NA	NA	NA	NA	NA	NA	NA	NA	NA	<0.95
1,2,4-Trichlorobenzene	not established		35	70	70	NA	NA	NA	NA	NA	NA	NA	NA	NA	NA	NA	<0.53
Nitrate and Sulfate (mg/L)																	
Nitrate as N	not established		10 (nitrates)		not established	**1.0**	**1.7**	**2.2 J**	**2.6**	**1.6 J**	**1.7**	**1.8**	**2.2**	**1.8**	**2.4**	**2.2**	530
Sulfate	not established		not established			**59**	**140**	**170**	**160**	**130**	**110**	**150**	**130**	**130**	**140**	**150**	330
Hardness as CaCo3 (mg/L)	not established		not established			NA	NA	175	NA		NA	NA	NA	NA	NA	NA	NA
pH (std units)						6.89	7.31	6.38	7.05	7.15	7.62	6.87	7.36	6.71	7.19		
Specific Conductance (mS/cm)						0.24	0.551	0.626	0.686	0.641	0.532	0.606	0.641	0.722	1.05		
Turbidity (NTUs)						10.7	0.4	2.9	0	11.7	13.7	3.89	9.81	22.8	25.7		
DO (mg/L)						4.40	6.9	6.35	6.09	6.94	4.75	11.09	9.93	4.03	8.93		
ORP (mV)						126	163	185	83	86	77	85	130	137	181		

TABLE 4: SUMMARY OF SURFACE WATER ANALYTICAL RESULTS

PARAMETER, UNITS	GA Instream	National AWQC	National AWQC Human Consumption of Water + Organism	National AWQC Human Consumption of Water	GA Instream Human Health	SW2010-17 11/9/2017	SW2010-17 5/11/2017	SW2010-17 11/15/2016	SW2010-17 6/9/2016	SW2010-17 11/18/2015	SW2010-17 6/4/2015	SW2010-17 11/19/2014	SW2010-17 5/20/2014	SW2010-17 11/19/2013	SW2010-17 5/30/2013	SW2010-17 11/16/2012	SW2010-17 9/23/2010
Sample Location																	
Sample Date																	
Distance Along Stream (ft)						2099	2099	2099	2099	2099	2099	2099	2099	2099	2099	2099	2099
Total Organochlorine Pesticides (ug/L)						surface water sample from main channel downstream of culvert											
	Ecological Exposure		**Human Health Exposure**														
alpha-BHC	not established		0.0026	0.0049	0.0049	**0.081**	**0.31**	**0.47**	**0.29**	**0.18**	**0.2**	**0.29**	**0.24**	**0.33**	**0.32**	**0.45**	0.31
beta-BHC	not established		0.0091	0.017	0.017	**0.2**	**0.44**	**0.47**	**0.52**	**0.27**	**0.48**	**0.37**	**0.33**	**0.40**	**0.39**	**0.39**	0.48
gamma-BHC (lindane)	0.95 (acute)	0.95 (acute)	0.98	1.8	1.8	**0.039J**	**0.11**	**0.12**	**0.11**	**0.055**	**0.068**	**0.082**	**0.075**	**0.098**	**0.096**	**0.13**	0.11
delta-BHC	not established			not established		**0.068**	**0.2**	**0.27**	**0.21**	**0.095**	**0.23**	**0.26**	**0.4**	**0.24**	**0.36**	**0.42**	0.21 P
Chlordane	0.0043	0.0043	0.0008	0.00081	0.00081	<0.039	<0.05	**0.0045 J**	<0.05	<0.014	<0.00005	<0.0022	<0.0022	<0.050	<0.0066	<0.05	<0.094
gamma-Chlordane	0.0043	0.0043	0.0008	0.00081	0.00081	<0.062	<0.05	0.05	<0.05	<0.0047	<0.00005	<0.005	<0.005	<0.050	<0.0047	<0.05	NA
4,4'-DDD	not established		0.00031	0.00031	0.00031	<0.016	<0.1	<0.1	<0.1	<0.0082	<0.0001	<0.0091	<0.0091	<0.10	<0.014	<0.1	<0.0061
4,4'-DDE	not established		0.00022	0.00022	0.00022	<0.024	<0.1	<0.1	<0.1	<0.0069	<0.0001	<0.006	<0.006	<0.10	<0.0075	<0.1	<0.0073
4,4'-DDT	0.001	0.001	0.00022	0.00022	0.00022	<0.026	<0.1	<0.1	<0.1	<0.0063	<0.0001	<0.0069	<0.0069	<0.10	<0.014	<0.1	<0.0092
Dieldrin	0.056	0.056	0.000052	0.000054	0.000054	<0.017	<0.1	**0.011 J**	**0.011 J**	<0.0072	**0.013 J**	<0.0091	<0.0091	<0.10	<0.013	<0.1	<0.0086
Heptachlor	0.0038	0.0038	0.000079	0.000079	0.000079	<0.026	<0.05	<0.05	<0.05	<0.0079	<0.00005	<0.0072	<0.0072	<0.050	<0.0038	<0.05	<0.0066
Methoxychlor	0.03	0.03	100	not established		<0.057	<0.5	<0.5	<0.5	<0.056	<0.0005	<0.043	<0.043	<0.50	<0.08	<0.5	<0.012
Toxaphene	0.0002	0.0002	0.00028	0.00028	0.00028	<0.21	<3.0	<3	<3	<0.18	<0.005	<0.16	<0.16	<5.0	<0.085	<5	<0.47
Total Pesticides Concentrations (ug/L)						0.388	1.06	1.3455	1.141	0.6	0.991	1.002	1.045	1.068	1.166	1.39	
Total Metals (mg/L)																	
Arsenic	0.15	0.15	0.000018	0.00014	0.01	NA	NA	NA	NA	NA	NA	NA	NA	NA	NA	<0.005	0.0029
Copper	0.0152*	0.0152*	1.3	not established		NA	NA	NA	NA	NA	NA	NA	NA	NA	NA	**0.0544**	0.054
Lead	0.0049*	0.0049*	not established			NA	NA	NA	NA	NA	NA	NA	NA	NA	NA	<0.001	<0.0005
Zinc	0.200*	0.200*	7.4	26	not established	NA	NA	NA	NA	NA	NA	NA	NA	NA	NA	**1.83**	1.9
Dissolved Metals (mg/L)																	
Arsenic	0.15	0.15	0.000018	0.00014	0.01	**0.00298J**	**0.00124 J**	**0.00114 J**	**0.00112 J**	**0.00111 J**	**0.00143 J**	**0.000935 J**	**0.00122 J**	<0.005	**0.00096 J**	<0.01	0.0013 J
Copper	0.0152*	0.0152*	1.3	not established		**0.0225**	**0.0115**	**0.0165**	**0.0116**	**0.0107**	**0.00947**	**0.014**	**0.017**	**0.0314**	**0.0225**	**0.0127**	0.024
Lead	0.0049*	0.0049*	not established			**0.000294J**	<0.001	**0.000382 J**	<0.001	<0.000309	<0.001	<0.000099	<0.0001	**0.00126**	<0.00014	<0.002	<0.0002
Zinc	0.200*	0.200*	7.4	26	not established	**0.461**	**0.868**	**1.2**	**0.89**	**0.704**	**0.697**	**1.12**	**0.956**	**1.75**	**1.31**	**1.47**	1.6
Total Dissolved Metals Concentrations (mg/L)						0.486774	0.88074	1.218022	0.90272	0.71581	0.7079	1.134935	0.97422	1.78266	1.33346	1.4827	
Total Trichlorobenzenes (ug/L)																	
1,2,3-Trichlorobenzene	not established			not established		NA	NA	NA	NA	NA	NA	NA	NA	NA	NA	NA	NA
1,2,4-Trichlorobenzene	not established		35	70	70	NA	NA	NA	NA	NA	NA	NA	NA	NA	NA	NA	NA
Nitrate and Sulfate (mg/L)																	
Nitrate as N	not established		10 (nitrates)		not established	**0.83**	**1.6**	**2 J**	**2.6**	**1.6 J**	**1.7**	**1.8**	**2.1**	**1.8**	**2.3**	**1.9**	NA
Sulfate	not established		not established			**48**	**130**	**160**	**150**	**120**	**110**	**150**	**120**	**130**	**140**	**130**	NA
Hardness as CaCo3 (mg/L)	not established		not established			NA	NA	NA	NA	NA	NA	NA	NA	NA	NA	NA	NA
pH (std units)						6.76	7.05	5.8	7.21	6.7	7.16	6.26	6.59	6.82	7.38		
Specific Conductance (mS/cm)						0.228	0.547	0.636	0.678	0.647	0.533	0.593	0.643	0.734	1.04		
Turbidity (NTUs)						5	9.6	15.0	8.9	14.1	11.5	8.74	0	0	10.1		
DO (mg/L)						4.99	7.56	7.68	6.66	7.99	5.66	13.76	14.19	6.99	7.6		
ORP (mV)						110	137	184	115	35	33	145	92	52	181		

TABLE 4: SUMMARY OF SURFACE WATER ANALYTICAL RESULTS

Sample Location						SW2014-20	SW2014-20	SW2014-20	SW2014-20	SW2014-20	SW2014-20	SW2014-20	SW2014-20
Sample Date						11/9/2017	5/11/2017	11/15/2016	6/9/2016	11/18/2015	6/4/2015	11/19/2014	5/20/2014
Distance Along Stream (ft)						side seep inflowing into drainage feature located on west side of track and upstream of railroad culvert location SW-2010-11							
PARAMETER, UNITS	GA Instream	National AWQC	National AWQC Human Consumption of Water + Organism	National AWQC Human Consumption of Water	GA Instream Human Health	seep sample							
Total Organochlorine Pesticides (ug/L)													
	Ecological Exposure		**Human Health Exposure**										
alpha-BHC	not established		0.0026	0.0049	0.0049	**0.24**	**0.37**	**0.54**	**0.44**	**0.33**	**0.33**	**0.14**	**0.28**
beta-BHC	not established		0.0091	0.017	0.017	**1.6**	**1.8**	**3**	**3.4**	**2.1**	**2.2**	**1.5**	**1.0**
gamma-BHC (lindane)	0.95 (acute)	0.95 (acute)	0.98	1.8	1.8	**0.13**	**0.21**	**0.25**	**0.22**	**0.16**	**0.16**	**0.078**	**0.13**
delta-BHC	not established			not established		**0.2**	**0.18**	**0.28**	**0.29**	**0.17**	**0.3**	**0.18**	**0.49**
Chlordane	0.0043	0.0043	0.0008	0.00081	0.00081	<0.039	<0.05	<0.05	<0.05	<0.014	<0.00005	<0.0022	<0.0022
gamma-Chlordane	0.0043	0.0043	0.0008	0.00081	0.00081	<0.062	<0.05	<0.05	<0.05	<0.0047	<0.00005	<0.005	<0.005
4,4'-DDD	not established		0.00031	0.00031	0.00031	<0.016	<0.1	<0.1	<0.1	<0.0082	<0.0001	<0.0091	<0.0091
4,4'-DDE	not established		0.00022	0.00022	0.00022	<0.024	<0.1	<0.1	<0.1	<0.0069	<0.0001	<0.006	<0.006
4,4'-DDT	0.001	0.001	0.00022	0.00022	0.00022	<0.026	<0.1	<0.1	<0.1	<0.0063	<0.0001	<0.0069	<0.0069
Dieldrin	0.056	0.056	0.000052	0.000054	0.000054	**0.033J**	**0.03 J**	**0.056 J**	**0.049 J**	**0.038 J**	**0.046 J**	<0.0091	**0.021 J**
Heptachlor	0.0038	0.0038	0.000079	0.000079	0.000079	<0.026	<0.05	<0.05	<0.05	<0.0079	<0.00005	<0.0072	<0.0072
Methoxychlor	0.03	0.03	100	not established		<0.057	<0.5	**0.032 J**	<0.5	<0.056	<0.0005	<0.043	<0.043
Toxaphene	0.0002	0.0002	0.00028	0.00028	0.00028	<0.21	<3.0	<3	<3	<0.18	<0.005	<0.16	<0.16
Total Pesticides Concentrations (ug/L)						2.203	2.59	4.158	4.399	2.798	3.036	1.898	1.921
Total Metals (mg/L)													
Arsenic	0.15	0.15	0.000018	0.00014	0.01	NA	NA	NA	NA	NA	NA	NA	NA
Copper	0.0152*	0.0152*	1.3	not established		NA	NA	NA	NA	NA	NA	NA	NA
Lead	0.0049*	0.0049*		not established		NA	NA	NA	NA	NA	NA	NA	NA
Zinc	0.200*	0.200*	7.4	26	not established	NA	NA	NA	NA	NA	NA	NA	NA
Dissolved Metals (mg/L)													
Arsenic	0.15	0.15	0.000018	0.00014	0.01	<0.000156	**0.000491 J**	**0.000316 J**	**0.000441 J**	**0.000183 J**	**0.000338 J**	<0.000536	<0.00054
Copper	0.0152*	0.0152*	1.3	not established		**0.195**	**0.25**	**0.641**	**0.509**	**0.227**	**0.148**	**0.157**	**0.229**
Lead	0.0049*	0.0049*		not established		<0.000215	<0.001	**0.000388 J**	**0.000147 J**	<0.000309	<0.001	**0.00281**	<0.0001
Zinc	0.200*	0.200*	7.4	26	not established	**5.24**	**4.5**	**11.8**	**7.7**	**5.84**	**5.86**	**4.24**	**5.65**
Total Dissolved Metals Concentrations (mg/L)						5.435	4.75049	12.441704	8.209588	6.067183	6.008338	4.39981	5.879
Total Trichlorobenzenes (ug/L)													
1,2,3-Trichlorobenzene	not established			not established		NA	NA	NA	NA	NA	NA	NA	NA
1,2,4-Trichlorobenzene	not established		35	70	70	NA	NA	NA	NA	NA	NA	NA	NA
Nitrate and Sulfate (mg/L)													
Nitrate as N	not established		10 (nitrates)		not established	**6.2**	**5.9**	**11**	**11**	**6.9**	**7.1**	**8.3**	**9.5**
Sulfate	not established			not established		**230**	**240**	**420**	**470**	**300**	**270**	**350**	**330**
Hardness as CaCo3 (mg/L)	not established			not established		NA	NA	258	NA	NA	NA	NA	NA
pH (std units)						6.57	6.82	5.52	6.14	6.67	7.07	6.57	6.74
Specific Conductance (mS/cm)						0.548	0.658	0.909	1.12	0.821	0.783	0.867	1.09
Turbidity (NTUs)						0.0	1.1	0.0	21.6	0.2	139	13.5	0
DO (mg/L)						3.90	5.6	3.58	5.26	5.37	2.99	7.14	7.62
ORP (mV)						147	195	223	158	175	153	120	179

TABLE 4: SUMMARY OF SURFACE WATER ANALYTICAL RESULTS

Sample Location						SW2014-21	SW2014-21	SW2014-21	SW2014-21	SW2014-21	SW2014-21	SW2014-21	SW2014-21
Sample Date						11/9/2017	5/11/2017	11/15/2016	6/9/2016	11/18/2015	6/4/2015	11/19/2014	5/20/2014
Distance Along Stream (ft)						side seep inflowing into drainage feature on west side of track and about 85 ft upstream of location SW2014-20							
PARAMETER, UNITS	GA Instream	National AWQC	National AWQC Human Consumption of Water + Organism	National AWQC Human Consumption of Water	GA Instream Human Health	seep sample							
Total Organochlorine Pesticides (ug/L)													
	Ecological Exposure		**Human Health Exposure**										
alpha-BHC	not established		0.0026	0.0049	0.0049	**0.15**	**0.29**	**0.38**	**0.31**	**0.17**	**0.25**	**0.2**	**0.22**
beta-BHC	not established		0.0091	0.017	0.017	**1.2**	**3.4**	**3.9**	**3.8**	**2.2**	**2.2**	**1.2**	**1.2**
gamma-BHC (lindane)	0.95 (acute)	0.95 (acute)	0.98	1.8	1.8	**0.07**	**0.22**	**0.18**	**0.18**	**0.092**	**0.13**	**0.10**	**0.11**
delta-BHC	not established			not established		**0.17**	**0.24**	**0.27**	**0.29**	**0.13**	**0.22**	**0.15**	**0.53**
Chlordane	0.0043	0.0043	0.0008	0.00081	0.00081	<0.039	<0.05	<0.05	<0.05	<0.014	<0.00005	<0.0022	<0.0022
gamma-Chlordane	0.0043	0.0043	0.0008	0.00081	0.00081	<0.062	<0.05	<0.05	<0.05	<0.0047	<0.00005	<0.0050	<0.005
4,4'-DDD	not established		0.00031	0.00031	0.00031	<0.016	<0.1	<0.1	<0.1	<0.0082	<0.0001	<0.0091	<0.0091
4,4'-DDE	not established		0.00022	0.00022	0.00022	<0.024	<0.1	<0.1	<0.1	<0.0069	<0.0001	<0.006	<0.006
4,4'-DDT	0.001	0.001	0.00022	0.00022	0.00022	<0.026	<0.1	<0.1	<0.1	<0.0063	<0.0001	<0.0069	<0.0069
Dieldrin	0.056	0.056	0.000052	0.000054	0.000054	**0.026J**	**0.058 J**	**0.066 J**	**0.066 J**	**0.041 J**	**0.043 J**	<0.0091	**0.020 J**
Heptachlor	0.0038	0.0038	0.000079	0.000079	0.000079	<0.026	<0.05	<0.05	<0.05	<0.0079	<0.00005	<0.0072	<0.0072
Methoxychlor	0.03	0.03	100	not established		<0.057	<0.5	<0.5	<0.5	<0.056	<0.0005	<0.043	<0.043
Toxaphene	0.0002	0.0002	0.00028	0.00028	0.00028	<0.21	<3.0	<3	<3	<0.18	<0.005	<0.16	<0.16
Total Pesticides Concentrations (ug/L)						1.616	4.208	4.796	4.646	2.633	2.843	1.65	2.06
Total Metals (mg/L)													
Arsenic	0.15	0.15	0.000018	0.00014	0.01	NA	NA	NA	NA	NA	NA	NA	NA
Copper	0.0152*	0.0152*	1.3	not established		NA	NA	NA	NA	NA	NA	NA	NA
Lead	0.0049*	0.0049*		not established		NA	NA	NA	NA	NA	NA	NA	NA
Zinc	0.200*	0.200*	7.4	26	not established	NA	NA	NA	NA	NA	NA	NA	NA
Dissolved Metals (mg/L)													
Arsenic	0.15	0.15	0.000018	0.00014	0.01	<0.000156	**0.000342 J**	**0.000312 J**	**0.000321 J**	**0.000180 J**	**0.000272 J**	<0.000536	<0.00054
Copper	0.0152*	0.0152*	1.3	not established		**0.122**	**0.756**	**0.901**	**0.682**	**0.327**	**0.348**	**0.0714**	**0.296**
Lead	0.0049*	0.0049*		not established		<0.000215	<0.001	**0.00053 J**	**0.000321 J**	<0.000309	<0.001	<0.000099	<0.0001
Zinc	0.200*	0.200*	7.4	26	not established	**2.64**	**9.67**	**12.4**	**8.45**	**6.35**	**7.05**	**3.75**	**6.13**
Total Dissolved Metals Concentrations (mg/L)						2.762	10.426342	12.490942	9.132642	6.67718	7.398272	3.8214	6.426
Total Trichlorobenzenes (ug/L)													
1,2,3-Trichlorobenzene	not established			not established		NA	NA	NA	NA	NA	NA	NA	NA
1,2,4-Trichlorobenzene	not established		35	70	70	NA	NA	NA	NA	NA	NA	NA	NA
Nitrate and Sulfate (mg/L)													
Nitrate as N	not established		10 (nitrates)		not established	**0.56**	**8.9**	**11**	**11**	**7.6**	**8.4**	**8.1**	**9.9**
Sulfate	not established			not established		**40**	**380**	**410**	**470**	**310**	**310**	**280**	**360**
Hardness as CaCo3 (mg/L)	not established			not established		NA	NA	NA	NA		NA	NA	NA
pH (std units)						6.6	6.38	5.24	5.95	6.63	6.82	6.58	6.75
Specific Conductance (mS/cm)						0.463	0.803	0.888	1.13	0.858	0.797	0.876	1.14
Turbidity (NTUs)						6.2	4.9	20.1	5.3	0	0.2	62.5	0
DO (mg/L)						2.82	4.7	2.83	6.47	4.72	2.14	8.02	7.09
ORP (mV)						142	209	192	157	173	135	115	156

Notes:

<0.025 = Constituent not detected above the detection limit shown.
ug/L = micrograms per liter
mg/L = milligrams per liter
J = Result reported between the method detection limit (MDL) and reporting limit (RL). Result is a quantitative estimate.
P = Identification of target analytes using gas chromatography (GC) is based on retention time. Although 2 dissimilar GC columns confirmed the presence of the target analyte in the sample, relative percent difference is >40%.
NA = constituent not analyzed
* = criteria is based on an average hardness of 186 mg/L from November 2016
Bolded = indicates a positive detection in the 2012 through 2017 results
2012 through 2017 Sampling Results that exceeded Georgia Instream Concentrations (GEPD 2013) for Ecological Exposure
2012 through 2017 Sampling Results that exceeded Georgia Instream Concentrations (GEPD 2013) for Human Health Exposure (used when there was not an ecological exposure criteria)

Prepared by: MHA 1/31/2018
Checked by: RNQ 2/20/2018

TABLE 5: SUMMARY OF M & J SOLVENTS SITE-SPECIFIC VOCs ANALYZED

Well		MW-1B	MW-1B	MW-1B	MW-1B	MW-1B	MW-1B	MW-1B	MW-1B	MW-22	MW-22	MW-22	MW-22	MW-22	MW-22
Date Sampled		**10/31/2017**	**5/2/2017**	**11/8/2016**	**11/8/2016**	**6/1/2016**	**11/10/2015**	**5/27/2015**	**11/11/2014**	**11/1/2017**	**5/4/2017**	**11/8/2016**	**6/6/2016**	**11/12/2015**	**5/29/2015**
Lithology Screened		Residual Soil	Residual Soil	Residual Soil	Residual Soil	Residual Soil	Residual Soil	Residual Soil	Residual Soil	Residual Soil	Residual Soil	Residual Soil	Residual Soil	Residual Soil	Residual Soil
Constituent	**Units**														
1,1,1,2-Tetrachloroethane	ug/L														
1,1,1-Trichloroethane	ug/L	<5.0	<5.0	<5.0	<5.0	<5.0	<5.0	<5.0	<5.0	<5.0	<5.0	<5.0	<5.0	<5.0	<5.0
1,1,2,2-Tetrachloroethane	ug/L	<5.0	<5.0	<5.0	<5.0	<5.0	<5.0	<5.0	<5.0	<5.0	<5.0	<5.0	<5.0	<5.0	<5.0
1,1,2-Trichloroethane	ug/L	<5.0	<5.0	<5.0	<5.0	<5.0	<5.0	<5.0	<5.0	<5.0	<5.0	<5.0	<5.0	<5.0	<5.0
1,1-Dichloroethane	ug/L	<5.0	<5.0	<5.0	<5.0	<5.0	<5.0	<5.0	<5.0	<5.0	<5.0	<5.0	<5.0	<5.0	<5.0
1,1-Dichloroethene	ug/L	<5.0	<5.0	<5.0	<5.0	<5.0	<5.0	<5.0	<5.0	<5.0	<5.0	<5.0	<5.0	<5.0	<5.0
1,1-Dichloropropene	ug/L	<5.0	<5.0	<5.0	<5.0	<5.0	<5.0	<5.0		<5.0	<5.0	<5.0	<5.0	<5.0	<5.0
1,2,4-Trichlorobenzene (VOC)	ug/L	<5.0	<5.0	<5.0	<5.0	<5.0	<5.0	<5.0	<5.0	<5.0	<5.0	<5.0	<5.0	<5.0	<5.0
1,2-Dichloroethane	ug/L	<5.0	<5.0	<5.0	<5.0	<5.0	<5.0	<5.0	<5.0	<5.0	<5.0	<5.0	<5.0	<5.0	<5.0
1,2-Dichloropropane	ug/L	<5.0	<5.0	<5.0	<5.0	<5.0	<5.0	<5.0	<5.0	<5.0	<5.0	<5.0	<5.0	<5.0	<5.0
1,4-Dioxane	ug/L	<150	<150	<150	<150	<150	<150	<150	<150	<150	<150	<150	<150	<150	<150
2-Butanone	ug/L	<50.0	<50.0	<50.0	<50.0	<50	<50	<50	<50	<50	<50	<50	<50	<50	<50
4-Methyl-2-pentanone	ug/L	<10	<10	<10	<10	<10	<10	<10	<10	<10	<10	<10	<10	<10	<10
Acetone	ug/L	<50	<50	<50	<50	<50	<50	<50	<50	<50	<50	<50	<50	<50	<50
Benzene	ug/L	<5.0	<5.0	<5.0	<5.0	<5.0	<5.0	<5.0	<5.0	<5.0	<5.0	<5.0	<5.0	<5.0	<5.0
Carbon tetrachloride	ug/L	<5.0	<5.0	<5.0	<5.0	<5.0	<5.0	<5.0	<5.0	<5.0	<5.0	<5.0	<5.0	<5.0	<5.0
Carbon Disulfide	ug/L	<5.0	<5.0	<5.0	<5.0	<5.0	<5.0	<5.0	<5.0	<5.0	<5.0	<5.0	<5.0	<5.0	<5.0
Chlorobenzene	ug/L	<5.0	<5.0	<5.0	<5.0	<5.0	<5.0	<5.0	<5.0	<5.0	<5.0	<5.0	<5.0	<5.0	<5.0
Chloroethane	ug/L	<10	<10	<10	<10	<10	<10	<10	<10	<10	<10	<10	<10	<10	<10
Chloroform	ug/L	<5.0	<5.0	<5.0	<5.0	<5.0	<5.0	<5.0	<5.0	<5.0	<5.0	<5.0	<5.0	<5.0	<5.0
Chloromethane	ug/L	<5.0	<5.0	<5.0	<5.0	<5.0	<10	<10	<10	<5.0	<5.0	<5.0	<5.0	<10	<10
cis-1,2-Dichloroethene	ug/L	<5.0	<5.0	<5.0	<5.0	<5.0	<5.0	<5.0	<5.0	<5.0	<5.0	<5.0	**6.9**	**8.1**	**10**
Cyclohexane	ug/L	<5.0	<5.0	<5.0	<5.0	<5.0	<5.0	<5.0	<5.0	<5.0	<5.0	<5.0	<5.0	<5.0	<5.0
Ethylbenzene	ug/L	<5.0	<5.0	<5.0	<5.0	<5.0	<5.0	<5.0	<5.0	<5.0	<5.0	<5.0	<5.0	<5.0	<5.0
Isobutyl Alcohol	ug/L	<200	<200	<200	<200	<200	<200	<200		<200	<200	<200	<200	<200	<200
Isopropylbenzene	ug/L	<5.0	<5.0	<5.0	<5.0	<5.0	<5.0	<5.0	<5.0	<5.0	<5.0	<5.0	<5.0	<5.0	<5.0
Methylene Chloride	ug/L	<5.0	<5.0	<5.0	<5.0	<5.0	<5.0	<5.0	<5.0	<5.0	<5.0	<5.0	<5.0	<5.0	<5.0
Naphthalene (VOC)	ug/L	<5.0	<5.0	<5.0	<5.0	<5.0	<5.0	<5.0		<5.0	<5.0	<5.0	<5.0	<5.0	<5.0
Styrene	ug/L	<5.0	<5.0	<5.0	<5.0	<5.0	<5.0	<5.0	<5.0	<5.0	<5.0	<5.0	<5.0	<5.0	<5.0
Tetrachloroethene	ug/L	<5.0	<5.0	<5.0	<5.0	<5.0	<5.0	<5.0	<5.0	<5.0	<5.0	<5.0	<5.0	<5.0	<5.0
Tetrahydrofuran	ug/L	<10	<10	<10	<10	<10	<10	<10		<10	<10	<10	<10	<10	<10
Toluene	ug/L	<5.0	<5.0	<5.0	<5.0	<5.0	<5.0	<5.0	<5.0	<5.0	<5.0	<5.0	<5.0	<5.0	<5.0
trans-1,2-Dichloroethene	ug/L	<5.0	<5.0	<5.0	<5.0	<5.0	<5.0	<5.0	<5.0	<5.0	<5.0	<5.0	<5.0	<5.0	<5.0
Trichloroethene	ug/L	<5.0	<5.0	<5.0	<5.0	<5.0	<5.0	<5.0	<5.0	**12**	<5.0	<5.0	<5.0	<5.0	<5.0
Trichlorofluoromethane	ug/L	<5.0	<5.0	<5.0	<5.0	<5.0	<5.0	<5.0	<5.0	<5.0	<5.0	<5.0	<5.0	<5.0	<5.0
Vinyl chloride	ug/L	<2.0	<2.0	<2.0	<2.0	<2.0	<2.0	<2.0	<2.0	<2.0	<2.0	<2.0	<2.0	<2.0	<2.0
Xylenes, Total	ug/L	<5.0	<5.0	<5.0	<5.0	<5.0	<5.0	<5.0		<5.0	<5.0	<5.0	<5.0	<5.0	<5.0
Total VOCs	ug/L	BDL	BDL	BDL	BDL	BDL	BDL	BDL	BDL	**12**	BDL	BDL	**6.9**	**8.1**	**10**

TABLE 5: SUMMARY OF M & J SOLVENTS SITE-SPECIFIC VOCs ANALYZED

Well		MW-22	MW-22	MW-25	MW-25	MW-25	MW-25	MW-25	MW-26	MW-26	MW-26	MW-26	MW-26	MW-26
Date Sampled		**11/12/2014**	**9/13/2010**	**5/10/2017**	**11/10/2016**	**6/7/2016**	**11/13/2015**	**6/2/2015**	**11/1/2017**	**5/3/2017**	**11/9/2016**	**6/2/2016**	**11/11/2015**	**5/28/2015**
Lithology Screened		Residual Soil	Residual Soil	Residual Soil	Residual Soil	Residual Soil	Residual Soil	Residual Soil	Residual Soil	Residual Soil	Residual Soil	Residual Soil	Residual Soil	Residual Soil
Constituent	**Units**													
1,1,1,2-Tetrachloroethane	ug/L		<1											
1,1,1-Trichloroethane	ug/L	<5.0	<1	<5.0	<5.0	<5.0	<5.0	<5.0	<5.0	<5.0	<5.0	<5.0	<5.0	<5.0
1,1,2,2-Tetrachloroethane	ug/L	<5.0	<1	<5.0	<5.0	<5.0	<5.0	<5.0	<5.0	<5.0	<5.0	<5.0	<5.0	<5.0
1,1,2-Trichloroethane	ug/L	<5.0	<1	<5.0	<5.0	<5.0	<5.0	<5.0	<5.0	<5.0	<5.0	<5.0	<5.0	<5.0
1,1-Dichloroethane	ug/L	<5.0	<1	<5.0	<5.0	<5.0	<5.0	<5.0	<5.0	<5.0	<5.0	<5.0	<5.0	<5.0
1,1-Dichloroethene	ug/L	<5.0	<1	<5.0	<5.0	<5.0	<5.0	<5.0	<5.0	<5.0	<5.0	<5.0	<5.0	<5.0
1,1-Dichloropropene	ug/L		<1	<5.0	<5.0	<5.0	<5.0	<5.0	<5.0	<5.0	<5.0	<5.0	<5.0	<5.0
1,2,4-Trichlorobenzene (VOC)	ug/L	<5.0	<1	<5.0	<5.0	<5.0	<5.0	<5.0	<5.0	<5.0	<5.0	<5.0	<5.0	<5.0
1,2-Dichloroethane	ug/L	<5.0	<1	<5.0	<5.0	<5.0	<5.0	<5.0	<5.0	<5.0	<5.0	<5.0	<5.0	<5.0
1,2-Dichloropropane	ug/L	<5.0	<1	<5.0	<5.0	<5.0	<5.0	<5.0	<5.0	<5.0	<5.0	<5.0	<5.0	<5.0
1,4-Dioxane	ug/L	<150	<9.5	<150	<150	<150	<150	<150	<150	<150	<150	<150	<150	<150
2-Butanone	ug/L	<50	<10	<50.0	<50.0	<50	<50	<50	<50	<50	<50	<50	<50	<50
4-Methyl-2-pentanone	ug/L	<10	<10	<10	<10	<10	<10	<10	<10	<10	<10	<10	<10	<10
Acetone	ug/L	<50	<25	<50	<50	<50	<50	<50	<50	<50	<50	<50	<50	<50
Benzene	ug/L	<5.0	<1	<5.0	<5.0	<5.0	<5.0	<5.0	<5.0	<5.0	<5.0	<5.0	<5.0	<5.0
Carbon tetrachloride	ug/L	<5.0	<1	<5.0	<5.0	<5.0	<5.0	<5.0	<5.0	<5.0	<5.0	<5.0	<5.0	<5.0
Carbon Disulfide	ug/L	<5.0		<5.0	<5.0	<5.0	<5.0	<5.0	<5.0	<5.0	<5.0	<5.0	<5.0	<5.0
Chlorobenzene	ug/L	<5.0	<1	<5.0	<5.0	<5.0	<5.0	<5.0	<5.0	<5.0	<5.0	<5.0	<5.0	<5.0
Chloroethane	ug/L	<10	<1	<10	<10	<10	<10	<10	<10	<10	<10	<10	<10	<10
Chloroform	ug/L	<5.0	<1	<5.0	<5.0	<5.0	<5.0	<5.0	<5.0	<5.0	<5.0	<5.0	<5.0	<5.0
Chloromethane	ug/L	<10	<1	<5.0	<5.0	<5.0	<10	<10	<5.0	<5.0	<5.0	<5.0	<10	<10
cis-1,2-Dichloroethene	ug/L	**9.2**	**2.7**	<5.0	<5.0	<5.0	<5.0	<5.0	<5.0	<5.0	<5.0	<5.0	<5.0	<5.0
Cyclohexane	ug/L	<5.0	<1	<5.0	<5.0	<5.0	<5.0	<5.0	<5.0	<5.0	<5.0	<5.0	<5.0	<5.0
Ethylbenzene	ug/L	<5.0	<1	<5.0	<5.0	<5.0	<5.0	<5.0	<5.0	<5.0	<5.0	<5.0	<5.0	<5.0
Isobutyl Alcohol	ug/L			<200	<200	<200	<200	<200	<200	<200	<200	<200	<200	<200
Isopropylbenzene	ug/L	<5.0	<1	<5.0	<5.0	<5.0	<5.0	<5.0	<5.0	<5.0	<5.0	<5.0	<5.0	<5.0
Methylene Chloride	ug/L	<5.0	<5	<5.0	<5.0	<5.0	<5.0	<5.0	<5.0	<5.0	<5.0	<5.0	<5.0	<5.0
Naphthalene (VOC)	ug/L		<5	<5.0	<5.0	<5.0	<5.0	<5.0	<5.0	<5.0	<5.0	<5.0	<5.0	<5.0
Styrene	ug/L	<5.0	<1	<5.0	<5.0	<5.0	<5.0	<5.0	<5.0	<5.0	<5.0	<5.0	<5.0	<5.0
Tetrachloroethene	ug/L	<5.0	<1	<5.0	<5.0	<5.0	<5.0	<5.0	<5.0	<5.0	<5.0	<5.0	<5.0	<5.0
Tetrahydrofuran	ug/L		<10	<10	<10	<10	<10	<10	<10	<10	<10	<10	<10	<10
Toluene	ug/L	<5.0	<1	<5.0	<5.0	<5.0	<5.0	<5.0	<5.0	<5.0	<5.0	<5.0	<5.0	<5.0
trans-1,2-Dichloroethene	ug/L	<5.0	<1	<5.0	<5.0	<5.0	<5.0	<5.0	<5.0	<5.0	<5.0	<5.0	<5.0	<5.0
Trichloroethene	ug/L	<5.0	<1	<5.0	<5.0	<5.0	<5.0	<5.0	<5.0	<5.0	<5.0	<5.0	<5.0	<5.0
Trichlorofluoromethane	ug/L	<5.0	<1	<5.0	<5.0	<5.0	<5.0	<5.0	<5.0	<5.0	<5.0	<5.0	<5.0	<5.0
Vinyl chloride	ug/L	<2.0	<1	<2.0	<2.0	<2.0	<2.0	<2.0	<2.0	<2.0	<2.0	<2.0	<2.0	<2.0
Xylenes, Total	ug/L		<1	<5.0	<5.0	<5.0	<5.0	<5.0	<5.0	<5.0	<5.0	<5.0	<5.0	<5.0
Total VOCs	ug/L	**9.2**	**2.7**	BDL	BDL	BDL	BDL	BDL	BDL	BDL	BDL	BDL	BDL	BDL

TABLE 5: SUMMARY OF M & J SOLVENTS SITE-SPECIFIC VOCs ANALYZED

Well		MW-101	MW-101	MW-101	MW-101	MW-101	MW-101	MW-101	MW-102	MW-102	MW-102	MW-102	MW-102	MW-102
Date Sampled		**11/1/2017**	**5/2/2017**	**11/8/2016**	**6/1/2016**	**11/10/2015**	**5/27/2015**	**11/11/2014**	**10/31/2017**	**5/2/2017**	**11/8/2016**	**6/2/2016**	**11/10/2015**	**5/27/2015**
Lithology Screened		Residual Soil	Residual Soil	Residual Soil	Residual Soil	Residual Soil	Residual Soil	Residual Soil	Residual Soil	Residual Soil	Residual Soil	Residual Soil	Residual Soil	Residual Soil
Constituent	**Units**													
1,1,1,2-Tetrachloroethane	ug/L													
1,1,1-Trichloroethane	ug/L	<5.0	<5.0	<5.0	<5.0	<5.0	<5.0	<5.0	<5.0	<5.0	<5.0	<5.0	<5.0	<5.0
1,1,2,2-Tetrachloroethane	ug/L	<5.0	<5.0	<5.0	<5.0	<5.0	<5.0	<5.0	<5.0	<5.0	<5.0	<5.0	<5.0	<5.0
1,1,2-Trichloroethane	ug/L	<5.0	<5.0	<5.0	<5.0	<5.0	<5.0	<5.0	<5.0	<5.0	<5.0	<5.0	<5.0	<5.0
1,1-Dichloroethane	ug/L	<5.0	<5.0	<5.0	<5.0	<5.0	<5.0	<5.0	<5.0	<5.0	<5.0	<5.0	<5.0	<5.0
1,1-Dichloroethene	ug/L	<5.0	<5.0	<5.0	<5.0	<5.0	<5.0	<5.0	<5.0	<5.0	<5.0	<5.0	<5.0	<5.0
1,1-Dichloropropene	ug/L	<5.0	<5.0	<5.0	<5.0	<5.0	<5.0		<5.0	<5.0	<5.0	<5.0	<5.0	<5.0
1,2,4-Trichlorobenzene (VOC)	ug/L	<5.0	<5.0	<5.0	<5.0	<5.0	<5.0	<5.0	<5.0	<5.0	<5.0	<5.0	<5.0	<5.0
1,2-Dichloroethane	ug/L	<5.0	<5.0	<5.0	<5.0	<5.0	<5.0	<5.0	<5.0	<5.0	<5.0	<5.0	<5.0	<5.0
1,2-Dichloropropane	ug/L	<5.0	<5.0	<5.0	<5.0	<5.0	<5.0	<5.0	<5.0	<5.0	<5.0	<5.0	<5.0	<5.0
1,4-Dioxane	ug/L	<150	<150	<150	<150	<150	<150	<150	<150	<150	<150	<150	<150	<150
2-Butanone	ug/L	<50.0	<50.0	<50.0	<50	<50	<50	<50	<50	<50	<50	<50	<50	<50
4-Methyl-2-pentanone	ug/L	<10	<10	<10	<10	<10	<10	<10	<10	<10	<10	<10	<10	<10
Acetone	ug/L	<50	<50	<50	<50	<50	<50	<50	<50	<50	<50	<50	<50	<50
Benzene	ug/L	<5.0	<5.0	<5.0	<5.0	<5.0	<5.0	<5.0	<5.0	<5.0	<5.0	<5.0	<5.0	<5.0
Carbon tetrachloride	ug/L	<5.0	<5.0	<5.0	<5.0	<5.0	<5.0	<5.0	<5.0	<5.0	<5.0	<5.0	<5.0	<5.0
Carbon Disulfide	ug/L	<5.0	<5.0	<5.0	<5.0	<5.0	<5.0	<5.0	<5.0	<5.0	<5.0	<5.0	<5.0	<5.0
Chlorobenzene	ug/L	<5.0	<5.0	<5.0	<5.0	<5.0	<5.0	<5.0	<5.0	<5.0	<5.0	<5.0	<5.0	<5.0
Chloroethane	ug/L	<10	<10	<10	<10	<10	<10	<10	<10	<10	<10	<10	<10	<10
Chloroform	ug/L	<5.0	<5.0	<5.0	<5.0	<5.0	<5.0	<5.0	<5.0	<5.0	<5.0	<5.0	<5.0	<5.0
Chloromethane	ug/L	<5.0	<5.0	<5.0	<5.0	<10	<10	<10	<5.0	<5.0	<5.0	<5.0	<10	<10
cis-1,2-Dichloroethene	ug/L	<5.0	<5.0	<5.0	<5.0	<5.0	<5.0	<5.0	<5.0	<5.0	<5.0	<5.0	<5.0	<5.0
Cyclohexane	ug/L	<5.0	<5.0	<5.0	<5.0	<5.0	<5.0	<5.0	<5.0	<5.0	<5.0	<5.0	<5.0	<5.0
Ethylbenzene	ug/L	<5.0	<5.0	<5.0	<5.0	<5.0	<5.0	<5.0	<5.0	<5.0	<5.0	<5.0	<5.0	<5.0
Isobutyl Alcohol	ug/L	<200	<200	<200	<200	<200	<200		<200	<200	<200	<200	<200	<200
Isopropylbenzene	ug/L	<5.0	<5.0	<5.0	<5.0	<5.0	<5.0	<5.0	<5.0	<5.0	<5.0	<5.0	<5.0	<5.0
Methylene Chloride	ug/L	<5.0	<5.0	<5.0	<5.0	<5.0	<5.0	<5.0	<5.0	<5.0	<5.0	<5.0	<5.0	<5.0
Naphthalene (VOC)	ug/L	<5.0	<5.0	<5.0	<5.0	<5.0	<5.0		<5.0	<5.0	<5.0	<5.0	<5.0	<5.0
Styrene	ug/L	<5.0	<5.0	<5.0	<5.0	<5.0	<5.0	<5.0	<5.0	<5.0	<5.0	<5.0	<5.0	<5.0
Tetrachloroethene	ug/L	<5.0	<5.0	<5.0	<5.0	<5.0	<5.0	<5.0	<5.0	<5.0	<5.0	<5.0	<5.0	<5.0
Tetrahydrofuran	ug/L	<10	<10	<10	<10	<10	<10		<10	<10	<10	<10	<10	<10
Toluene	ug/L	<5.0	<5.0	<5.0	<5.0	<5.0	<5.0	<5.0	<5.0	<5.0	<5.0	<5.0	<5.0	<5.0
trans-1,2-Dichloroethene	ug/L	<5.0	<5.0	<5.0	<5.0	<5.0	<5.0	<5.0	<5.0	<5.0	<5.0	<5.0	<5.0	<5.0
Trichloroethene	ug/L	<5.0	<5.0	<5.0	<5.0	<5.0	<5.0	<5.0	<5.0	<5.0	<5.0	<5.0	<5.0	<5.0
Trichlorofluoromethane	ug/L	<5.0	<5.0	<5.0	<5.0	<5.0	<5.0	<5.0	<5.0	<5.0	<5.0	<5.0	<5.0	<5.0
Vinyl chloride	ug/L	<2.0	<2.0	<2.0	<2.0	<2.0	<2.0	<2.0	<2.0	<2.0	<2.0	<2.0	<2.0	<2.0
Xylenes, Total	ug/L	<5.0	<5.0	<5.0	<5.0	<5.0	<5.0		<5.0	<5.0	<5.0	<5.0	<5.0	<5.0
Total VOCs	ug/L	BDL	BDL	BDL	BDL	BDL	BDL	BDL	BDL	BDL	BDL	BDL	BDL	BDL

TABLE 5: SUMMARY OF M & J SOLVENTS SITE-SPECIFIC VOCs ANALYZED

Well		MW-104A	MW-104A	MW-104A	MW-104A	MW-104A	MW-104A	MW-104A	MW-104A	MW-104D	MW-104D	MW-104D	MW-104D	MW-104D	MW-104D
Date Sampled		**11/2/2017**	**5/3/2017**	**11/8/2016**	**6/3/2016**	**11/11/2015**	**6/1/2015**	**11/12/2014**	**9/15/2010**	**11/2/2017**	**5/3/2017**	**11/9/2016**	**6/6/2016**	**11/12/2015**	**6/3/2015**
Lithology Screened		Residual Soil	Residual Soil	Residual Soil	Residual Soil	Residual Soil	Residual Soil	Residual Soil	Residual Soil	Shallow Fractured Bedrock	Shallow Fractured Bedrock	Shallow Fractured Bedrock	Shallow Fractured Bedrock	Shallow Fractured Bedrock	Shallow Fractured Bedrock
Constituent	**Units**														
1,1,1,2-Tetrachloroethane	ug/L								<1						
1,1,1-Trichloroethane	ug/L	<5.0	<5.0	<5.0	<5.0	<5.0	<5.0	<5.0	<1	<5.0	<5000	<5000	<5000	<5000	<5.0
1,1,2,2-Tetrachloroethane	ug/L	<5.0	<5.0	<5.0	<5.0	<5.0	<5.0	<5.0	<1	<5.0	<5000	<5000	<5000	<5000	<5.0
1,1,2-Trichloroethane	ug/L	<5.0	<5.0	<5.0	<5.0	<5.0	<5.0	<5.0	<1	<5.0	<5000	<5000	<5000	<5000	<5.0
1,1-Dichloroethane	ug/L	<5.0	<5.0	<5.0	<5.0	<5.0	<5.0	<5.0	<1	<5.0	<5000	<5000	<5000	<5000	**28**
1,1-Dichloroethene	ug/L	<5.0	<5.0	<5.0	<5.0	<5.0	<5.0	<5.0	<1	<5.0	<5000	<5000	<5000	<5000	<5.0
1,1-Dichloropropene	ug/L	<5.0	<5.0	<5.0	<5.0	<5.0	<5.0		<1	<5.0	<5000	<5000	<5000	<5000	<5.0
1,2,4-Trichlorobenzene (VOC)	ug/L	<5.0	<5.0	<5.0	<5.0	<5.0	<5.0	<5.0	<1	<5.0	<5000	<5000	<5000	<5000	<5.0
1,2-Dichloroethane	ug/L	<5.0	<5.0	<5.0	<5.0	<5.0	<5.0	<5.0	<1	<5.0	<5000	<5000	<5000	<5000	<5.0
1,2-Dichloropropane	ug/L	<5.0	<5.0	<5.0	<5.0	<5.0	<5.0	<5.0	<1	<5.0	<5000	<5000	<5000	<5000	<5.0
1,4-Dioxane	ug/L	<150	<150	<150	<150	<150	<150	<150	**73**	<150	<150000	<150000	<150,000	<150000	**20,000**
2-Butanone	ug/L	<50	<50	<50	<50	<50	<50	<50	<10	**200,000**	**250,000**	**320,000**	**350,000**	**350,000**	**210,000**
4-Methyl-2-pentanone	ug/L	<10	<10	<10	<10	<10	<10	<10	<10	**89,000**	**85,000**	**110,000**	**130,000**	**110,000**	**100,000**
Acetone	ug/L	<50	<50	<50	<50	<50	<50	<50	<25	**180,000**	**200,000**	**240,000**	**290,000**	**390,000**	**200,000**
Benzene	ug/L	<5.0	<5.0	<5.0	<5.0	<5.0	<5.0	<5.0	<1	<5.0	<5000	<5000	<5000	<5000	**360**
Carbon tetrachloride	ug/L	<5.0	<5.0	<5.0	<5.0	<5.0	<5.0	<5.0	<1	<5.0	<5000	<5000	<5000	<5000	<5.0
Carbon Disulfide	ug/L	<5.0	<5.0	<5.0	<5.0	<5.0	<5.0	<5.0		<5.0	<5000	<5000	<5000	<5000	<5.0
Chlorobenzene	ug/L	<5.0	<5.0	<5.0	<5.0	<5.0	<5.0	<5.0	<1	<5.0	<5000	<5000	<5000	<5000	**20**
Chloroethane	ug/L	<10	<10	<10	<10	<10	<10	<10	<1	<10	<10000	<10000	<10000	<10000	**100**
Chloroform	ug/L	<5.0	<5.0	<5.0	<5.0	<5.0	<5.0	<5.0	<1	<5.0	<5000	<5000	<5000	<5000	<5.0
Chloromethane	ug/L	<5.0	<5.0	<5.0	<5.0	<10	<10	<10	<1	<5.0	<5000	<5000	<5000	<10000	<10
cis-1,2-Dichloroethene	ug/L	<5.0	<5.0	<5.0	<5.0	<5.0	<5.0	<5.0	<1	<5.0	<5000	<5000	<5000	<5000	<5.0
Cyclohexane	ug/L	<5.0	<5.0	<5.0	<5.0	<5.0	<5.0	<5.0	<1	<5.0	<5000	<5000	<5000	<5000	<5.0
Ethylbenzene	ug/L	<5.0	<5.0	<5.0	<5.0	<5.0	<5.0	<5.0	<1	<5.0	<5000	<5000	<5000	<5000	**4,200**
Isobutyl Alcohol	ug/L	<200	<200	<200	<200	<200	<200			<200	<200000	<200000	<200,000	<200000	<200
Isopropylbenzene	ug/L	<5.0	<5.0	<5.0	<5.0	<5.0	<5.0	<5.0	<1	<5.0	<5000	<5000	<5000	<5000	**67**
Methylene Chloride	ug/L	<5.0	<5.0	<5.0	<5.0	<5.0	<5.0	<5.0	<5	<5.0	<5000	<5000	<5000	<5000	**52**
Naphthalene (VOC)	ug/L	<5.0	<5.0	<5.0	<5.0	<5.0	<5.0		<5	<5.0	<5000	<5000	<5000	<5000	**120**
Styrene	ug/L	<5.0	<5.0	<5.0	<5.0	<5.0	<5.0	<5.0	<1	<5.0	<5000	<5000	<5000	<5000	<5.0
Tetrachloroethene	ug/L	<5.0	<5.0	<5.0	<5.0	<5.0	<5.0	<5.0	<1	<5.0	<5000	<5000	<5000	<5000	<5.0
Tetrahydrofuran	ug/L	<10	<10	<10	<10	<10	<10		<10	**53,000**	**44,000**	**60,000**	**72,000**	**57,000**	**49,000**
Toluene	ug/L	**6.9**	**6.7**	<5.0	<5.0	<5.0	<5.0	<5.0	<1	**54,000**	**74,000**	**69,000**	**83,000**	**66,000**	**71,000**
trans-1,2-Dichloroethene	ug/L	<5.0	<5.0	<5.0	<5.0	<5.0	<5.0	<5.0	<1	<5.0	<5000	<5000	<5000	<5000	**40**
Trichloroethene	ug/L	<5.0	<5.0	<5.0	<5.0	<5.0	<5.0	<5.0	<1	<5.0	<5000	<5000	<5000	<5000	<5.0
Trichlorofluoromethane	ug/L	<5.0	<5.0	<5.0	<5.0	<5.0	<5.0	<5.0	<1	<5.0	<5000	<5000	<5000	<5000	<5.0
Vinyl chloride	ug/L	<2.0	<2.0	<2.0	<2.0	<2.0	<2.0	<2.0	<1	<2.0	<2000	<2000	<2000	<2000	<2.0
Xylenes, Total	ug/L	<5.0	<5.0	<5.0	<5.0	<5.0	<5.0		<2	**13,000**	**20,000**	**21,000**	**18,000**	**22,000**	**21,000**
Total VOCs	ug/L	**6.9**	**6.7**	BDL	BDL	BDL	BDL	BDL	**73**	**589,000**	**673,000**	**820,000**	**943,000**	**995,000**	**675,987**

TABLE 5: SUMMARY OF M & J SOLVENTS SITE-SPECIFIC VOCs ANALYZED

Well		MW-104D	MW-104D	MW-106D	MW-106D	MW-106D	MW-106D	MW-106D	MW-106D	MW-107D	MW-107D	MW-107D	MW-107D	MW-107D	MW-107D
Date Sampled		**11/13/2014**	**9/15/2010**	**11/6/2017**	**5/8/2017**	**11/9/2016**	**6/7/2016**	**11/13/2015**	**6/2/2015**	**11/3/2017**	**5/4/2017**	**11/9/2016**	**6/6/2016**	**11/12/2015**	**6/1/2015**
Lithology Screened		Shallow Fractured Bedrock	Shallow Fractured Bedrock	Shallow Fractured Bedrock	Shallow Fractured Bedrock	Shallow Fractured Bedrock	Shallow Fractured Bedrock	Shallow Fractured Bedrock	Shallow Fractured Bedrock	Shallow Fractured Bedrock	Shallow Fractured Bedrock	Shallow Fractured Bedrock	Shallow Fractured Bedrock	Shallow Fractured Bedrock	Shallow Fractured Bedrock
Constituent	**Units**														
1,1,1,2-Tetrachloroethane	ug/L		<200												
1,1,1-Trichloroethane	ug/L	<250	<200	<5.0	<5.0	<5.0	<5.0	<5.0	<5.0	<5.0	<5.0	<5.0	<5.0	<5.0	<5.0
1,1,2,2-Tetrachloroethane	ug/L	<250	<200	<5.0	<5.0	<5.0	<5.0	<5.0	<5.0	<5.0	<5.0	<5.0	<5.0	<5.0	<5.0
1,1,2-Trichloroethane	ug/L	<250	<200	<5.0	<5.0	<5.0	<5.0	<5.0	<5.0	<5.0	<5.0	<5.0	<5.0	<5.0	<5.0
1,1-Dichloroethane	ug/L	<250	<200	<5.0	<5.0	<5.0	<5.0	<5.0	<5.0	<5.0	<5.0	<5.0	<5.0	<5.0	<5.0
1,1-Dichloroethene	ug/L	<250	<200	<5.0	<5.0	<5.0	<5.0	<5.0	<5.0	<5.0	<5.0	<5.0	<5.0	<5.0	<5.0
1,1-Dichloropropene	ug/L		<200	<5.0	<5.0	<5.0	<5.0	<5.0	<5.0	<5.0	<5.0	<5.0	<5.0	<5.0	<5.0
1,2,4-Trichlorobenzene (VOC)	ug/L	<250	<200	<5.0	<5.0	<5.0	<5.0	<5.0	<5.0	<5.0	<5.0	<5.0	<5.0	<5.0	<5.0
1,2-Dichloroethane	ug/L	<250	<200	<5.0	<5.0	<5.0	<5.0	<5.0	<5.0	<5.0	<5.0	<5.0	<5.0	<5.0	<5.0
1,2-Dichloropropane	ug/L	<250	<200	<5.0	<5.0	<5.0	<5.0	<5.0	<5.0	<5.0	<5.0	<5.0	<5.0	<5.0	<5.0
1,4-Dioxane	ug/L		**11,000**	<150	<150	<150	<150	<150	<150	<150	<150	<150	<150	<150	<150
2-Butanone	ug/L	**260,000**	**380,000**	<50	<50	<50	<50	<50	<50	<50	<50	<50	<50	<50	<50
4-Methyl-2-pentanone	ug/L	**120,000**	**140,000**	<10	<10	<10	<10	<10	<10	<10	<10	<10	<10	<10	<10
Acetone	ug/L	**290,000**	**370,000**	<50	<50	<50	<50	<50	<50	<50	<50	<50	<50	<50	<50
Benzene	ug/L	**290**	**330**	<5.0	<5.0	<5.0	<5.0	<5.0	<5.0	<5.0	<5.0	<5.0	<5.0	<5.0	<5.0
Carbon tetrachloride	ug/L	<250	<200	<5.0	<5.0	<5.0	<5.0	<5.0	<5.0	<5.0	<5.0	<5.0	<5.0	<5.0	<5.0
Carbon Disulfide	ug/L	<250		<5.0	<5.0	<5.0	<5.0	<5.0	<5.0	<5.0	<5.0	<5.0	<5.0	<5.0	<5.0
Chlorobenzene	ug/L	<250	<200	<5.0	<5.0	<5.0	<5.0	<5.0	<5.0	<5.0	<5.0	<5.0	<5.0	<5.0	<5.0
Chloroethane	ug/L	<500	**390**	<10	<10	<10	<10	<10	<10	<10	<10	<10	<10	<10	<10
Chloroform	ug/L	<250	<200	<5.0	<5.0	<5.0	<5.0	<5.0	<5.0	<5.0	<5.0	<5.0	<5.0	<5.0	<5.0
Chloromethane	ug/L	<500	<200	<5.0	<5.0	<5.0	<5.0	<10	<10	<5.0	<5.0	<5.0	<5.0	<10	<10
cis-1,2-Dichloroethene	ug/L	<250	<200	<5.0	<5.0	<5.0	<5.0	<5.0	<5.0	<5.0	<5.0	<5.0	<5.0	<5.0	<5.0
Cyclohexane	ug/L	<250	<200	<5.0	<5.0	<5.0	<5.0	<5.0	<5.0	<5.0	<5.0	<5.0	<5.0	<5.0	<5.0
Ethylbenzene	ug/L	**4,300**	**3,900**	<5.0	<5.0	<5.0	<5.0	<5.0	<5.0	<5.0	<5.0	<5.0	<5.0	<5.0	<5.0
Isobutyl Alcohol	ug/L			<200	<200	<200	<200	<200	<200	<200	<200	<200	<200	<200	<200
Isopropylbenzene	ug/L	<250	<200	<5.0	<5.0	<5.0	<5.0	<5.0	<5.0	<5.0	<5.0	<5.0	<5.0	<5.0	<5.0
Methylene Chloride	ug/L	<250	<1000	<5.0	<5.0	<5.0	<5.0	<5.0	<5.0	<5.0	<5.0	<5.0	<5.0	<5.0	<5.0
Naphthalene (VOC)	ug/L		<1000	<5.0	<5.0	<5.0	<5.0	<5.0	<5.0	<5.0	<5.0	<5.0	<5.0	<5.0	<5.0
Styrene	ug/L	<250	<200	<5.0	<5.0	<5.0	<5.0	<5.0	<5.0	<5.0	<5.0	<5.0	<5.0	<5.0	<5.0
Tetrachloroethene	ug/L	<250	<200	<5.0	<5.0	<5.0	<5.0	<5.0	<5.0	<5.0	<5.0	<5.0	<5.0	<5.0	<5.0
Tetrahydrofuran	ug/L		**69,000**	<10	<10	<10	<10	<10	<10	<10	<10	<10	<10	<10	<10
Toluene	ug/L	**67,000**	**62,000**	<5.0	<5.0	<5.0	<5.0	<5.0	<5.0	<5.0	<5.0	<5.0	<5.0	<5.0	<5.0
trans-1,2-Dichloroethene	ug/L	<250	<200	<5.0	<5.0	<5.0	<5.0	<5.0	<5.0	<5.0	<5.0	<5.0	<5.0	<5.0	<5.0
Trichloroethene	ug/L	<250	<200	<5.0	<5.0	<5.0	<5.0	<5.0	<5.0	<5.0	<5.0	<5.0	<5.0	<5.0	<5.0
Trichlorofluoromethane	ug/L	<250	<200	<5.0	<5.0	<5.0	<5.0	<5.0	<5.0	<5.0	<5.0	<5.0	<5.0	<5.0	<5.0
Vinyl chloride	ug/L	<100	<200	<2.0	<2.0	<2.0	<2.0	<2.0	<2.0	<2.0	<2.0	<2.0	<2.0	<2.0	<2.0
Xylenes, Total	ug/L	**19,700**	**18,000**	<5.0	<5.0	<5.0	<5.0	<5.0	<5.0	<5.0	<5.0	<5.0	<5.0	<5.0	<5.0
Total VOCs	ug/L	**761,290**	**1,054,620**	BDL	BDL	BDL	BDL	BDL	BDL	BDL	BDL	BDL	BDL	BDL	BDL

TABLE 5: SUMMARY OF M & J SOLVENTS SITE-SPECIFIC VOCs ANALYZED

Well		MW-108	MW-108	MW-108	MW-108	MW-108	MW-108	MW-109	MW-109	MW-109	MW-109	MW-109	MW-109	MW-110	MW-110
Date Sampled		**11/2/2017**	**5/3/2017**	**11/10/2016**	**6/2/2016**	**11/11/2015**	**5/28/2015**	**11/7/2017**	**5/9/2017**	**11/10/2016**	**6/8/2016**	**11/16/2015**	**6/3/2015**	**11/2/2017**	**5/5/2017**
Lithology Screened		Residual Soil	Residual Soil	Residual Soil	Residual Soil	Residual Soil	Residual Soil	Residual Soil	Residual Soil	Residual Soil	Residual Soil	Residual Soil	Residual Soil	Shallow Fractured Bedrock	Shallow Fractured Bedrock
Constituent	**Units**														
1,1,1,2-Tetrachloroethane	ug/L														
1,1,1-Trichloroethane	ug/L	<5.0	<5.0	<5.0	<5.0	<5.0	<5.0	<5.0	<5.0	<5.0	<5.0	<5.0	<5.0	<5.0	<5.0
1,1,2,2-Tetrachloroethane	ug/L	<5.0	<5.0	<5.0	<5.0	<5.0	<5.0	<5.0	<5.0	<5.0	<5.0	<5.0	<5.0	<5.0	<5.0
1,1,2-Trichloroethane	ug/L	<5.0	<5.0	<5.0	<5.0	<5.0	<5.0	<5.0	<5.0	<5.0	<5.0	<5.0	<5.0	<5.0	<5.0
1,1-Dichloroethane	ug/L	<5.0	<5.0	<5.0	<5.0	<5.0	<5.0	<5.0	<5.0	<5.0	<5.0	<5.0	<5.0	<5.0	<5.0
1,1-Dichloroethene	ug/L	<5.0	<5.0	<5.0	<5.0	<5.0	<5.0	<5.0	<5.0	<5.0	<5.0	<5.0	<5.0	<5.0	<5.0
1,1-Dichloropropene	ug/L	<5.0	<5.0	<5.0	<5.0	<5.0	<5.0	<5.0	<5.0	<5.0	<5.0	<5.0	<5.0	<5.0	<5.0
1,2,4-Trichlorobenzene (VOC)	ug/L	<5.0	<5.0	<5.0	<5.0	<5.0	<5.0	<5.0	<5.0	<5.0	<5.0	<5.0	<5.0	<5.0	<5.0
1,2-Dichloroethane	ug/L	<5.0	<5.0	<5.0	<5.0	<5.0	<5.0	<5.0	<5.0	<5.0	<5.0	<5.0	<5.0	<5.0	<5.0
1,2-Dichloropropane	ug/L	<5.0	<5.0	<5.0	<5.0	<5.0	<5.0	<5.0	<5.0	<5.0	<5.0	<5.0	<5.0	<5.0	<5.0
1,4-Dioxane	ug/L	<150	<150	<150	<150	<150	<150	<150	<150	<150	<150	<150	<150	<150	<150
2-Butanone	ug/L	<50	<50	<50	<50	<50	<50	<50	<50	<50	<50	<50	<50	<50	<50
4-Methyl-2-pentanone	ug/L	<10	<10	<10	<10	<10	<10	<10	<10	<10	<10	<10	<10	<10	<10
Acetone	ug/L	<50	<50	<50	<50	<50	<50	<50	<50	<50	<50	<50	<50	<50	<50
Benzene	ug/L	<5.0	<5.0	<5.0	<5.0	<5.0	<5.0	<5.0	<5.0	<5.0	<5.0	<5.0	<5.0	<5.0	<5.0
Carbon tetrachloride	ug/L	<5.0	<5.0	<5.0	<5.0	<5.0	<5.0	<5.0	<5.0	<5.0	<5.0	<5.0	<5.0	<5.0	<5.0
Carbon Disulfide	ug/L	<5.0	<5.0	<5.0	<5.0	<5.0	<5.0	<5.0	<5.0	<5.0	<5.0	<5.0	<5.0	<5.0	<5.0
Chlorobenzene	ug/L	<5.0	<5.0	<5.0	<5.0	<5.0	<5.0	<5.0	<5.0	<5.0	<5.0	<5.0	<5.0	<5.0	<5.0
Chloroethane	ug/L	<10	<10	<10	<10	<10	<10	<10	<10	<10	<10	<10	<10	<10	<10
Chloroform	ug/L	<5.0	<5.0	<5.0	<5.0	<5.0	<5.0	<5.0	<5.0	<5.0	<5.0	<5.0	<5.0	<5.0	<5.0
Chloromethane	ug/L	<5.0	<5.0	<5.0	<5.0	<10	<10	<5.0	<5.0	<5.0	<5.0	<10	<10	<5.0	<5.0
cis-1,2-Dichloroethene	ug/L	<5.0	<5.0	<5.0	<5.0	<5.0	<5.0	<5.0	<5.0	<5.0	<5.0	<5.0	<5.0	<5.0	<5.0
Cyclohexane	ug/L	<5.0	<5.0	<5.0	<5.0	<5.0	<5.0	<5.0	<5.0	<5.0	<5.0	<5.0	<5.0	<5.0	<5.0
Ethylbenzene	ug/L	<5.0	<5.0	<5.0	<5.0	<5.0	<5.0	<5.0	<5.0	<5.0	<5.0	<5.0	<5.0	<5.0	<5.0
Isobutyl Alcohol	ug/L	<200	<200	<200	<200	<200	<200	<200	<200	<200	<200	<200	<200	<200	<200
Isopropylbenzene	ug/L	<5.0	<5.0	<5.0	<5.0	<5.0	<5.0	<5.0	<5.0	<5.0	<5.0	<5.0	<5.0	<5.0	<5.0
Methylene Chloride	ug/L	<5.0	<5.0	<5.0	<5.0	<5.0	<5.0	<5.0	<5.0	<5.0	<5.0	<5.0	<5.0	<5.0	<5.0
Naphthalene (VOC)	ug/L	<5.0	<5.0	<5.0	<5.0	<5.0	<5.0	<5.0	<5.0	<5.0	**6.6**	<5.0	<5.0	<5.0	<5.0
Styrene	ug/L	<5.0	<5.0	<5.0	<5.0	<5.0	<5.0	<5.0	<5.0	<5.0	<5.0	<5.0	<5.0	<5.0	<5.0
Tetrachloroethene	ug/L	<5.0	<5.0	<5.0	<5.0	<5.0	<5.0	<5.0	<5.0	<5.0	<5.0	<5.0	<5.0	<5.0	<5.0
Tetrahydrofuran	ug/L	<10	<10	<10	<10	<10	<10	<10	<10	<10	<10	<10	<10	<10	<10
Toluene	ug/L	<5.0	<5.0	<5.0	<5.0	<5.0	<5.0	<5.0	<5.0	<5.0	<5.0	<5.0	<5.0	<5.0	<5.0
trans-1,2-Dichloroethene	ug/L	<5.0	<5.0	<5.0	<5.0	<5.0	<5.0	<5.0	<5.0	<5.0	<5.0	<5.0	<5.0	<5.0	<5.0
Trichloroethene	ug/L	**5.4**	<5.0	<5.0	<5.0	<5.0	<5.0	<5.0	<5.0	<5.0	<5.0	<5.0	<5.0	**7.9**	<5.0
Trichlorofluoromethane	ug/L	<5.0	<5.0	<5.0	<5.0	<5.0	<5.0	<5.0	<5.0	<5.0	<5.0	<5.0	<5.0	<5.0	<5.0
Vinyl chloride	ug/L	<2.0	<2.0	<2.0	<2.0	<2.0	<2.0	<2.0	<2.0	<2.0	<2.0	<2.0	<2.0	<2.0	<2.0
Xylenes, Total	ug/L	<5.0	<5.0	<5.0	<5.0	<5.0	<5.0	<5.0	<5.0	<5.0	<5.0	<5.0	<5.0	<5.0	<5.0
Total VOCs	ug/L	**5.4**	BDL	BDL	BDL	BDL	BDL	BDL	BDL	BDL	**6.6**	BDL	BDL	**7.9**	BDL

TABLE 5: SUMMARY OF M & J SOLVENTS SITE-SPECIFIC VOCs ANALYZED

Well		MW-110	MW-110	MW-110	MW-110	MW-110	MW-111	MW-111	MW-111	MW-111	MW-111	MW-111	MW-112	MW-112	MW-112
Date Sampled		**11/10/2016**	**6/3/2016**	**11/11/2015**	**5/29/2015**	**11/12/2014**	**11/8/2017**	**5/9/2017**	**11/10/2016**	**6/8/2016**	**11/16/2015**	**6/3/2015**	**11/1/2017**	**5/2/2017**	**11/9/2016**
Lithology Screened		Shallow Fractured Bedrock	Shallow Fractured Bedrock	Shallow Fractured Bedrock	Shallow Fractured Bedrock	Shallow Fractured Bedrock	Residual Soil	Residual Soil	Residual Soil	Residual Soil	Residual Soil	Residual Soil	Residual Soil	Residual Soil	Residual Soil
Constituent	**Units**														
1,1,1,2-Tetrachloroethane	ug/L														
1,1,1-Trichloroethane	ug/L	<5.0	<5.0	<5.0	<5.0	<5.0	<5.0	<5.0	<5.0	<5.0	<5.0	<5.0	<5.0	<5.0	<5.0
1,1,2,2-Tetrachloroethane	ug/L	<5.0	<5.0	<5.0	<5.0	<5.0	<5.0	<5.0	<5.0	<5.0	<5.0	<5.0	<5.0	<5.0	<5.0
1,1,2-Trichloroethane	ug/L	<5.0	<5.0	<5.0	<5.0	<5.0	<5.0	<5.0	<5.0	<5.0	<5.0	<5.0	<5.0	<5.0	<5.0
1,1-Dichloroethane	ug/L	<5.0	<5.0	<5.0	<5.0	<5.0	<5.0	<5.0	<5.0	<5.0	<5.0	<5.0	<5.0	<5.0	<5.0
1,1-Dichloroethene	ug/L	<5.0	<5.0	<5.0	<5.0	<5.0	<5.0	<5.0	<5.0	<5.0	<5.0	<5.0	<5.0	<5.0	<5.0
1,1-Dichloropropene	ug/L	<5.0	<5.0	<5.0	<5.0		<5.0	<5.0	<5.0	<5.0	<5.0	<5.0	<5.0	<5.0	<5.0
1,2,4-Trichlorobenzene (VOC)	ug/L	<5.0	<5.0	<5.0	<5.0	<5.0	<5.0	<5.0	<5.0	<5.0	<5.0	<5.0	<5.0	<5.0	<5.0
1,2-Dichloroethane	ug/L	<5.0	<5.0	<5.0	<5.0	<5.0	<5.0	<5.0	<5.0	<5.0	<5.0	<5.0	<5.0	<5.0	<5.0
1,2-Dichloropropane	ug/L	<5.0	<5.0	<5.0	<5.0	<5.0	<5.0	<5.0	<5.0	<5.0	<5.0	<5.0	<5.0	<5.0	<5.0
1,4-Dioxane	ug/L	<150	<150	<150	<150	<150	<150	<150	<150	<150	<150	<150	<150	<150	<150
2-Butanone	ug/L	<50	<50	<50	<50	<50	<50	<50	<50	<50	<50	<50	<50	<50	<50
4-Methyl-2-pentanone	ug/L	<10	<10	<10	<10	<10	<10	<10	<10	<10	<10	<10	<10	<10	<10
Acetone	ug/L	<50	<50	<50	<50	<50	<50	<50	<50	<50	<50	<50	<50	<50	<50
Benzene	ug/L	<5.0	<5.0	<5.0	<5.0	<5.0	<5.0	<5.0	<5.0	<5.0	<5.0	<5.0	<5.0	<5.0	<5.0
Carbon tetrachloride	ug/L	<5.0	<5.0	<5.0	<5.0	<5.0	<5.0	<5.0	<5.0	<5.0	<5.0	<5.0	<5.0	<5.0	<5.0
Carbon Disulfide	ug/L	<5.0	<5.0	<5.0	<5.0	<5.0	<5.0	<5.0	<5.0	<5.0	<5.0	<5.0	<5.0	<5.0	<5.0
Chlorobenzene	ug/L	<5.0	<5.0	<5.0	<5.0	<5.0	**86**	**110**	**80**	**100**	**93**	**97**	<5.0	<5.0	<5.0
Chloroethane	ug/L	<10	<10	<10	<10	<10	<10	<10	<10	<10	<10	<10	<10	<10	<10
Chloroform	ug/L	<5.0	<5.0	<5.0	<5.0	<5.0	<5.0	<5.0	<5.0	<5.0	<5.0	<5.0	<5.0	<5.0	<5.0
Chloromethane	ug/L	<5.0	<5.0	<10	<10	<10	<5.0	<5.0	<5.0	<5.0	<10	<10	<5.0	<5.0	<5.0
cis-1,2-Dichloroethene	ug/L	<5.0	<5.0	<5.0	<5.0	<5.0	<5.0	<5.0	<5.0	<5.0	<5.0	<5.0	<5.0	<5.0	<5.0
Cyclohexane	ug/L	<5.0	<5.0	<5.0	<5.0	<5.0	<5.0	<5.0	<5.0	<5.0	<5.0	<5.0	<5.0	<5.0	<5.0
Ethylbenzene	ug/L	<5.0	<5.0	<5.0	<5.0	<5.0	<5.0	<5.0	<5.0	<5.0	<5.0	<5.0	<5.0	<5.0	<5.0
Isobutyl Alcohol	ug/L	<200	<200	<200	<200		<200	<200	<200	<200	<200	<200	<200	<200	<200
Isopropylbenzene	ug/L	<5.0	<5.0	<5.0	<5.0	<5.0	<5.0	<5.0	<5.0	<5.0	<5.0	<5.0	<5.0	<5.0	<5.0
Methylene Chloride	ug/L	<5.0	<5.0	<5.0	<5.0	<5.0	<5.0	<5.0	<5.0	<5.0	<5.0	<5.0	<5.0	<5.0	<5.0
Naphthalene (VOC)	ug/L	<5.0	<5.0	<5.0	<5.0		<5.0	<5.0	<5.0	<5.0	<5.0	<5.0	<5.0	<5.0	<5.0
Styrene	ug/L	<5.0	<5.0	<5.0	<5.0	<5.0	<5.0	<5.0	<5.0	<5.0	<5.0	<5.0	<5.0	<5.0	<5.0
Tetrachloroethene	ug/L	<5.0	<5.0	<5.0	<5.0	<5.0	<5.0	<5.0	<5.0	<5.0	<5.0	<5.0	<5.0	<5.0	<5.0
Tetrahydrofuran	ug/L	<10	<10	<10	<10		<10	<10	<10	<10	<10	<10	<10	<10	<10
Toluene	ug/L	<5.0	<5.0	<5.0	<5.0	<5.0	<5.0	<5.0	<5.0	<5.0	<5.0	<5.0	<5.0	<5.0	<5.0
trans-1,2-Dichloroethene	ug/L	<5.0	<5.0	<5.0	<5.0	<5.0	<5.0	<5.0	<5.0	<5.0	<5.0	<5.0	<5.0	<5.0	<5.0
Trichloroethene	ug/L	<5.0	<5.0	<5.0	<5.0	<5.0	<5.0	<5.0	<5.0	<5.0	<5.0	<5.0	<5.0	<5.0	<5.0
Trichlorofluoromethane	ug/L	<5.0	<5.0	<5.0	<5.0	<5.0	<5.0	<5.0	<5.0	<5.0	<5.0	<5.0	<5.0	<5.0	<5.0
Vinyl chloride	ug/L	<2.0	<2.0	<2.0	<2.0	<2.0	<2.0	<2.0	<2.0	<2.0	<2.0	<2.0	<2.0	<2.0	<2.0
Xylenes, Total	ug/L	<5.0	<5.0	<5.0	<5.0		<5.0	<5.0	<5.0	<5.0	<5.0	<5.0	<5.0	<5.0	<5.0
Total VOCs	ug/L	BDL	BDL	BDL	BDL	BDL	**86**	**110**	**80**	**100**	**93**	**97**	BDL	BDL	BDL

TABLE 5: SUMMARY OF M & J SOLVENTS SITE-SPECIFIC VOCs ANALYZED

Well		MW-112	MW-112	MW-112	MW-113	MW-113	MW-113	MW-113	MW-113	MW-113	MW-114	MW-114	MW-114	MW-114	MW-114
Date Sampled		**6/2/2016**	**11/10/2015**	**5/28/2015**	**11/6/2017**	**5/8/2017**	**11/10/2016**	**6/7/2016**	**11/16/2015**	**6/2/2015**	**11/6/2017**	**5/8/2017**	**11/10/2016**	**6/7/2016**	**11/16/2015**
Lithology Screened		Residual Soil	Residual Soil	Residual Soil	Residual Soil	Residual Soil	Residual Soil	Residual Soil	Residual Soil	Residual Soil	Residual Soil	Residual Soil	Residual Soil	Residual Soil	Residual Soil
Constituent	**Units**														
1,1,1,2-Tetrachloroethane	ug/L														
1,1,1-Trichloroethane	ug/L	<5.0	<5.0	<5.0	<5.0	<5.0	<5.0	<5.0	<5.0	<5.0	<5.0	<5.0	<5.0	<5.0	<5.0
1,1,2,2-Tetrachloroethane	ug/L	<5.0	<5.0	<5.0	<5.0	<5.0	<5.0	<5.0	<5.0	<5.0	<5.0	<5.0	<5.0	<5.0	<5.0
1,1,2-Trichloroethane	ug/L	<5.0	<5.0	<5.0	<5.0	<5.0	<5.0	<5.0	<5.0	<5.0	<5.0	<5.0	<5.0	<5.0	<5.0
1,1-Dichloroethane	ug/L	<5.0	<5.0	<5.0	<5.0	<5.0	<5.0	<5.0	<5.0	<5.0	<5.0	<5.0	<5.0	<5.0	<5.0
1,1-Dichloroethene	ug/L	<5.0	<5.0	<5.0	<5.0	<5.0	<5.0	<5.0	<5.0	<5.0	<5.0	<5.0	<5.0	<5.0	<5.0
1,1-Dichloropropene	ug/L	<5.0	<5.0	<5.0	<5.0	<5.0	<5.0	<5.0	<5.0	<5.0	<5.0	<5.0	<5.0	<5.0	<5.0
1,2,4-Trichlorobenzene (VOC)	ug/L	<5.0	<5.0	<5.0	<5.0	<5.0	<5.0	<5.0	<5.0	<5.0	<5.0	<5.0	<5.0	<5.0	<5.0
1,2-Dichloroethane	ug/L	<5.0	<5.0	<5.0	<5.0	<5.0	<5.0	<5.0	<5.0	<5.0	<5.0	<5.0	<5.0	<5.0	<5.0
1,2-Dichloropropane	ug/L	<5.0	<5.0	<5.0	<5.0	<5.0	<5.0	<5.0	<5.0	<5.0	<5.0	<5.0	<5.0	<5.0	<5.0
1,4-Dioxane	ug/L	<150	<150	<150	<150	<150	<150	<150	<150	<150	<150	<150	<150	<150	<150
2-Butanone	ug/L	<50	<50	<50	<50	<50	<50	<50	<50	<50	<50	<50	<50	<50	<50
4-Methyl-2-pentanone	ug/L	<10	<10	<10	<10	<10	<10	<10	<10	<10	<10	<10	<10	<10	<10
Acetone	ug/L	<50	<50	<50	<50	<50	<50	<50	<50	<50	<50	<50	<50	<50	<50
Benzene	ug/L	<5.0	<5.0	<5.0	<5.0	<5.0	<5.0	<5.0	<5.0	<5.0	<5.0	<5.0	<5.0	<5.0	<5.0
Carbon tetrachloride	ug/L	<5.0	<5.0	<5.0	<5.0	<5.0	<5.0	<5.0	<5.0	<5.0	<5.0	<5.0	<5.0	<5.0	<5.0
Carbon Disulfide	ug/L	<5.0	<5.0	<5.0	<5.0	<5.0	<5.0	<5.0	<5.0	<5.0	<5.0	<5.0	<5.0	<5.0	<5.0
Chlorobenzene	ug/L	<5.0	<5.0	<5.0	<5.0	<5.0	<5.0	<5.0	<5.0	<5.0	<5.0	<5.0	<5.0	<5.0	<5.0
Chloroethane	ug/L	<10	<10	<10	<10	<10	<10	<10	<10	<10	<10	<10	<10	<10	<10
Chloroform	ug/L	<5.0	<5.0	<5.0	<5.0	<5.0	<5.0	<5.0	<5.0	<5.0	<5.0	<5.0	<5.0	<5.0	<5.0
Chloromethane	ug/L	<5.0	<10	<10	<5.0	<5.0	<5.0	<5.0	<10	<10	<5.0	<5.0	<5.0	<5.0	<10
cis-1,2-Dichloroethene	ug/L	<5.0	<5.0	<5.0	**79**	**85**	**66**	**60**	**58**	**56**	<5.0	<5.0	<5.0	<5.0	<5.0
Cyclohexane	ug/L	<5.0	<5.0	<5.0	<5.0	<5.0	<5.0	<5.0	<5.0	<5.0	<5.0	<5.0	<5.0	<5.0	<5.0
Ethylbenzene	ug/L	<5.0	<5.0	<5.0	<5.0	<5.0	<5.0	<5.0	<5.0	<5.0	<5.0	<5.0	<5.0	<5.0	<5.0
Isobutyl Alcohol	ug/L	<200	<200	<200	<200	<200	<200	<200	<200	<200	<200	<200	<200	<200	<200
Isopropylbenzene	ug/L	<5.0	<5.0	<5.0	<5.0	<5.0	<5.0	<5.0	<5.0	<5.0	<5.0	<5.0	<5.0	<5.0	<5.0
Methylene Chloride	ug/L	<5.0	<5.0	<5.0	<5.0	<5.0	<5.0	<5.0	<5.0	<5.0	<5.0	<5.0	<5.0	<5.0	<5.0
Naphthalene (VOC)	ug/L	<5.0	<5.0	<5.0	<5.0	<5.0	<5.0	<5.0	<5.0	<5.0	<5.0	<5.0	<5.0	<5.0	<5.0
Styrene	ug/L	<5.0	<5.0	<5.0	<5.0	<5.0	<5.0	<5.0	<5.0	<5.0	<5.0	<5.0	<5.0	<5.0	<5.0
Tetrachloroethene	ug/L	<5.0	<5.0	<5.0	<5.0	<5.0	<5.0	<5.0	<5.0	<5.0	<5.0	<5.0	<5.0	<5.0	<5.0
Tetrahydrofuran	ug/L	<10	<10	<10	<10	<10	<10	<10	<10	<10	<10	<10	<10	<10	<10
Toluene	ug/L	<5.0	<5.0	<5.0	<5.0	<5.0	<5.0	<5.0	<5.0	<5.0	<5.0	<5.0	<5.0	<5.0	<5.0
trans-1,2-Dichloroethene	ug/L	<5.0	<5.0	<5.0	<5.0	<5.0	<5.0	<5.0	<5.0	<5.0	<5.0	<5.0	<5.0	<5.0	<5.0
Trichloroethene	ug/L	<5.0	<5.0	<5.0	**88**	**84**	**62**	**51**	**51**	**44**	<5.0	<5.0	<5.0	<5.0	<5.0
Trichlorofluoromethane	ug/L	<5.0	<5.0	<5.0	<5.0	<5.0	<5.0	<5.0	<5.0	<5.0	<5.0	<5.0	<5.0	<5.0	<5.0
Vinyl chloride	ug/L	<2.0	<2.0	<2.0	<2.0	<2.0	<2.0	<2.0	<2.0	<2.0	<2.0	<2.0	<2.0	<2.0	<2.0
Xylenes, Total	ug/L	<5.0	<5.0	<5.0	<5.0	<5.0	<5.0	<5.0	<5.0	<5.0	<5.0	<5.0	<5.0	<5.0	<5.0
Total VOCs	ug/L	BDL	BDL	BDL	**167**	**169**	**128**	**111**	**109**	**100**	BDL	BDL	BDL	BDL	BDL

TABLE 5: SUMMARY OF M & J SOLVENTS SITE-SPECIFIC VOCs ANALYZED

Well		MW-114	MW-115	MW-115	MW-115	MW-115	MW-115	MW-115	MW-116	MW-116	MW-116	MW-116	MW-116	MW-116
Date Sampled		**6/2/2015**	**11/3/2017**	**5/5/2017**	**11/10/2016**	**6/7/2016**	**11/16/2015**	**6/1/2015**	**11/2/2017**	**5/4/2016**	**11/10/2016**	**6/3/2016**	**11/12/2015**	**5/28/2015**
Lithology Screened		Residual Soil	Residual Soil	Residual Soil	Residual Soil	Residual Soil	Residual Soil	Residual Soil	Residual Soil	Residual Soil	Residual Soil	Residual Soil	Residual Soil	Residual Soil
Constituent	**Units**													
1,1,1,2-Tetrachloroethane	ug/L													
1,1,1-Trichloroethane	ug/L	<5.0	<5.0	<5.0	<5.0	<5.0	<5.0	<5.0	<5.0	<5.0	<5.0	<5.0	<5.0	<5.0
1,1,2,2-Tetrachloroethane	ug/L	<5.0	<5.0	<5.0	<5.0	<5.0	<5.0	<5.0	<5.0	<5.0	<5.0	<5.0	<5.0	<5.0
1,1,2-Trichloroethane	ug/L	<5.0	<5.0	<5.0	<5.0	<5.0	<5.0	<5.0	<5.0	<5.0	<5.0	<5.0	<5.0	<5.0
1,1-Dichloroethane	ug/L	<5.0	<5.0	<5.0	<5.0	<5.0	<5.0	<5.0	<5.0	<5.0	<5.0	<5.0	<5.0	<5.0
1,1-Dichloroethene	ug/L	<5.0	<5.0	<5.0	<5.0	<5.0	<5.0	<5.0	<5.0	<5.0	<5.0	<5.0	<5.0	<5.0
1,1-Dichloropropene	ug/L	<5.0	<5.0	<5.0	<5.0	<5.0	<5.0	<5.0	<5.0	<5.0	<5.0	<5.0	<5.0	<5.0
1,2,4-Trichlorobenzene (VOC)	ug/L	<5.0	<5.0	<5.0	<5.0	<5.0	<5.0	<5.0	<5.0	<5.0	<5.0	<5.0	<5.0	<5.0
1,2-Dichloroethane	ug/L	<5.0	<5.0	<5.0	<5.0	<5.0	<5.0	<5.0	<5.0	<5.0	<5.0	<5.0	<5.0	<5.0
1,2-Dichloropropane	ug/L	<5.0	<5.0	<5.0	<5.0	<5.0	<5.0	<5.0	<5.0	<5.0	<5.0	<5.0	<5.0	<5.0
1,4-Dioxane	ug/L	<150	<150	<150	<150	<150	<150	<150	<150	<150	<150	<150	<150	<150
2-Butanone	ug/L	<50	<50	<50	<5.00	<50	<50	<50	<50	<50	<50	<50	<50	<50
4-Methyl-2-pentanone	ug/L	<10	<10	<10	<10	<10	<10	<10	<10	<10	<10	<10	<10	<10
Acetone	ug/L	<50	<50	<50	<50	<50	<50	<50	<50	<50	<50	<50	<50	<50
Benzene	ug/L	<5.0	<5.0	<5.0	<5.0	<5.0	<5.0	<5.0	<5.0	<5.0	<5.0	<5.0	<5.0	<5.0
Carbon tetrachloride	ug/L	<5.0	<5.0	<5.0	<5.0	<5.0	<5.0	<5.0	<5.0	<5.0	<5.0	<5.0	<5.0	<5.0
Carbon Disulfide	ug/L	<5.0	<5.0	<5.0	<5.0	<5.0	<5.0	<5.0	<5.0	<5.0	<5.0	<5.0	<5.0	<5.0
Chlorobenzene	ug/L	<5.0	<5.0	<5.0	<5.0	<5.0	<5.0	<5.0	<5.0	<5.0	<5.0	<5.0	<5.0	<5.0
Chloroethane	ug/L	<10	<10	<10	<10	<10	<10	<10	<10	<10	<10	<10	<10	<10
Chloroform	ug/L	<5.0	<5.0	<5.0	<5.0	<5.0	<5.0	<5.0	<5.0	<5.0	<5.0	<5.0	<5.0	<5.0
Chloromethane	ug/L	<10	<5.0	<5.0	<5.0	<5.0	<10	<10	<5.0	<5.0	<5.0	<5.0	<10	<10
cis-1,2-Dichloroethene	ug/L	<5.0	<5.0	<5.0	<5.0	<5.0	<5.0	<5.0	<5.0	<5.0	<5.0	<5.0	<5.0	<5.0
Cyclohexane	ug/L	<5.0	<5.0	<5.0	<5.0	<5.0	<5.0	<5.0	<5.0	<5.0	<5.0	<5.0	<5.0	<5.0
Ethylbenzene	ug/L	<5.0	<5.0	<5.0	<5.0	<5.0	<5.0	<5.0	<5.0	<5.0	<5.0	<5.0	<5.0	<5.0
Isobutyl Alcohol	ug/L	<200	<200	<200	<200	<200	<200	<200	<200	<200	<200	<200	<200	<200
Isopropylbenzene	ug/L	<5.0	<5.0	<5.0	<5.0	<5.0	<5.0	<5.0	<5.0	<5.0	<5.0	<5.0	<5.0	<5.0
Methylene Chloride	ug/L	<5.0	<5.0	<5.0	<5.0	<5.0	<5.0	<5.0	<5.0	<5.0	<5.0	<5.0	<5.0	<5.0
Naphthalene (VOC)	ug/L	<5.0	<5.0	<5.0	<5.0	<5.0	<5.0	<5.0	<5.0	<5.0	<5.0	<5.0	<5.0	<5.0
Styrene	ug/L	<5.0	<5.0	<5.0	<5.0	<5.0	<5.0	<5.0	<5.0	<5.0	<5.0	<5.0	<5.0	<5.0
Tetrachloroethene	ug/L	<5.0	<5.0	<5.0	<5.0	<5.0	<5.0	<5.0	<5.0	<5.0	<5.0	<5.0	<5.0	<5.0
Tetrahydrofuran	ug/L	<10	<10	<10	<10	<10	<10	<10	<10	<10	<10	<10	<10	<10
Toluene	ug/L	<5.0	<5.0	<5.0	<5.0	<5.0	<5.0	<5.0	<5.0	<5.0	<5.0	<5.0	<5.0	<5.0
trans-1,2-Dichloroethene	ug/L	<5.0	<5.0	<5.0	<5.0	<5.0	<5.0	<5.0	<5.0	<5.0	<5.0	<5.0	<5.0	<5.0
Trichloroethene	ug/L	<5.0	<5.0	<5.0	<5.0	<5.0	<5.0	<5.0	<5.0	<5.0	<5.0	<5.0	<5.0	<5.0
Trichlorofluoromethane	ug/L	<5.0	<5.0	<5.0	<5.0	<5.0	<5.0	<5.0	<5.0	<5.0	<5.0	<5.0	<5.0	<5.0
Vinyl chloride	ug/L	<2.0	<2.0	<2.0	<2.0	<2.0	<2.0	<2.0	<2.0	<2.0	<2.0	<2.0	<2.0	<2.0
Xylenes, Total	ug/L	<5.0	<5.0	<5.0	<5.0	<5.0	<5.0	<5.0	<5.0	<5.0	<5.0	<5.0	<5.0	<5.0
Total VOCs	ug/L	BDL	BDL	BDL	BDL	BDL	BDL	BDL	BDL	BDL	BDL	BDL	BDL	BDL

TABLE 5: SUMMARY OF M & J SOLVENTS SITE-SPECIFIC VOCs ANALYZED

Well		MW-117	MW-117	MW-117	MW-117	MW-119	MW-119	MW-119	MW-119	MW-119	MW-119	MW-119	MW-120	MW-120	MW-120
Date Sampled		**11/3/2017**	**5/4/2017**	**11/10/2016**	**6/3/2016**	**11/7/2017**	**5/9/2017**	**11/11/2016**	**6/8/2016**	**11/17/2015**	**6/5/2015**	**11/18/2014**	**11/7/2017**	**5/9/2017**	**11/11/2016**
Lithology Screened		Residual Soil	Residual Soil	Residual Soil	Residual Soil	Residual Soil	Residual Soil	Residual Soil	Residual Soil	Residual Soil	Residual Soil	Residual Soil	Shallow Fractured Bedrock	Shallow Fractured Bedrock	Shallow Fractured Bedrock
Constituent	**Units**														
1,1,1,2-Tetrachloroethane	ug/L														
1,1,1-Trichloroethane	ug/L	<5.0	<5.0	<5.0	<5.0	<5.0	<5.0	<5.0	<5.0	<5.0	<5.0	<5.0	<5.0	<5.0	<5.0
1,1,2,2-Tetrachloroethane	ug/L	<5.0	<5.0	<5.0	<5.0	<5.0	<5.0	<5.0	<5.0	<5.0	<5.0	<5.0	<5.0	<5.0	<5.0
1,1,2-Trichloroethane	ug/L	<5.0	<5.0	<5.0	<5.0	<5.0	<5.0	<5.0	<5.0	<5.0	<5.0	<5.0	<5.0	<5.0	<5.0
1,1-Dichloroethane	ug/L	<5.0	<5.0	<5.0	<5.0	<5.0	<5.0	<5.0	<5.0	<5.0	<5.0	<5.0	<5.0	<5.0	<5.0
1,1-Dichloroethene	ug/L	<5.0	<5.0	<5.0	<5.0	<5.0	<5.0	<5.0	<5.0	<5.0	<5.0	<5.0	<5.0	<5.0	<5.0
1,1-Dichloropropene	ug/L	<5.0	<5.0	<5.0	<5.0	<5.0	<5.0	<5.0	<5.0	<5.0	<5.0		<5.0	<5.0	<5.0
1,2,4-Trichlorobenzene (VOC)	ug/L	<5.0	<5.0	<5.0	<5.0	<5.0	<5.0	<5.0	<5.0	<5.0	<5.0	<5.0	<5.0	<5.0	<5.0
1,2-Dichloroethane	ug/L	<5.0	<5.0	<5.0	<5.0	<5.0	<5.0	<5.0	<5.0	<5.0	<5.0	<5.0	<5.0	<5.0	<5.0
1,2-Dichloropropane	ug/L	<5.0	<5.0	<5.0	<5.0	<5.0	<5.0	<5.0	<5.0	<5.0	<5.0	<5.0	<5.0	<5.0	<5.0
1,4-Dioxane	ug/L	<150	<150	<150	<150	<150	<150	<150	**340**	<150	**370**		<150	<150	<150
2-Butanone	ug/L	<50	<50	<50	<50	<50	<50	<50	<50	<50	<50	<50	<50	<50	<50
4-Methyl-2-pentanone	ug/L	<10	<10	<10	<10	<10	<10	<10	<10	<10	<10	<10	<10	<10	<10
Acetone	ug/L	<50	<50	<50	<50	<50	<50	<50	<50	<50	<50	<50	<50	<50	<50
Benzene	ug/L	<5.0	<5.0	<5.0	<5.0	<5.0	<5.0	<5.0	<5.0	<5.0	<5.0	<5.0	<5.0	<5.0	<5.0
Carbon tetrachloride	ug/L	<5.0	<5.0	<5.0	<5.0	<5.0	<5.0	<5.0	<5.0	<5.0	<5.0	<5.0	<5.0	<5.0	<5.0
Carbon Disulfide	ug/L	<5.0	<5.0	<5.0	<5.0	<5.0	<5.0	<5.0	<5.0	<5.0	<5.0	<5.0	<5.0	<5.0	<5.0
Chlorobenzene	ug/L	<5.0	<5.0	<5.0	<5.0	<5.0	<5.0	<5.0	<5.0	<5.0	<5.0	<5.0	<5.0	<5.0	<5.0
Chloroethane	ug/L	<10	<10	<10	<10	<10	<10	<10	<10	<10	<10	<10	<10	<10	<10
Chloroform	ug/L	<5.0	<5.0	<5.0	<5.0	<5.0	<5.0	<5.0	<5.0	<5.0	<5.0	<5.0	<5.0	<5.0	<5.0
Chloromethane	ug/L	<5.0	<5.0	<5.0	<5.0	<5.0	<5.0	<5.0	<5.0	<10	<10	<10	<5.0	<5.0	<5.0
cis-1,2-Dichloroethene	ug/L	<5.0	<5.0	<5.0	<5.0	<5.0	<5.0	<5.0	<5.0	<5.0	<5.0	<5.0	**16**	**13**	**12**
Cyclohexane	ug/L	<5.0	<5.0	<5.0	<5.0	<5.0	<5.0	<5.0	<5.0	<5.0	<5.0	<5.0	<5.0	<5.0	<5.0
Ethylbenzene	ug/L	<5.0	<5.0	<5.0	<5.0	<5.0	<5.0	<5.0	<5.0	<5.0	<5.0	<5.0	<5.0	<5.0	<5.0
Isobutyl Alcohol	ug/L	<200	<200	<200	<200	<200	<200	<200	<200	<200	<200		<200	<200	<200
Isopropylbenzene	ug/L	<5.0	<5.0	<5.0	<5.0	<5.0	<5.0	<5.0	<5.0	<5.0	<5.0	<5.0	<5.0	<5.0	<5.0
Methylene Chloride	ug/L	<5.0	<5.0	<5.0	<5.0	<5.0	<5.0	<5.0	<5.0	<5.0	<5.0	<5.0	<5.0	<5.0	<5.0
Naphthalene (VOC)	ug/L	<5.0	<5.0	<5.0	<5.0	<5.0	<5.0	<5.0	<5.0	<5.0	<5.0		<5.0	<5.0	<5.0
Styrene	ug/L	<5.0	<5.0	<5.0	<5.0	<5.0	<5.0	<5.0	<5.0	<5.0	<5.0	<5.0	<5.0	<5.0	<5.0
Tetrachloroethene	ug/L	<5.0	<5.0	<5.0	<5.0	<5.0	<5.0	<5.0	<5.0	<5.0	<5.0	<5.0	<5.0	<5.0	<5.0
Tetrahydrofuran	ug/L	<10	<10	<10	<10	<10	<10	<10	<10	<10	<10		<10	<10	<10
Toluene	ug/L	<5.0	<5.0	<5.0	<5.0	<5.0	<5.0	<5.0	<5.0	<5.0	<5.0	<5.0	<5.0	<5.0	<5.0
trans-1,2-Dichloroethene	ug/L	<5.0	<5.0	<5.0	<5.0	<5.0	<5.0	<5.0	<5.0	<5.0	<5.0	<5.0	<5.0	<5.0	<5.0
Trichloroethene	ug/L	<5.0	<5.0	<5.0	<5.0	<5.0	<5.0	<5.0	<5.0	<5.0	<5.0	<5.0	**9.3**	**6.2**	**6.5**
Trichlorofluoromethane	ug/L	<5.0	<5.0	<5.0	<5.0	<5.0	<5.0	<5.0	<5.0	<5.0	<5.0	<5.0	<5.0	<5.0	<5.0
Vinyl chloride	ug/L	<2.0	<2.0	<2.0	<2.0	<2.0	<2.0	<2.0	<2.0	<2.0	<2.0	<2.0	<2.0	<2.0	<2.0
Xylenes, Total	ug/L	<5.0	<5.0	<5.0	<5.0	<5.0	<5.0	<5.0	<5.0	<5.0	<5.0		<5.0	<5.0	<5.0
Total VOCs	ug/L	BDL	BDL	BDL	BDL	BDL	BDL	BDL	**340**	BDL	**370**	BDL	**25.3**	**19.2**	**18.5**

TABLE 5: SUMMARY OF M & J SOLVENTS SITE-SPECIFIC VOCs ANALYZED

Well		MW-120	MW-120	MW-120	MW-120	MW-121	MW-121	MW-121	MW-121	MW-121	MW-121	TW-1	TW-1	TW-1	TW-1
Date Sampled		**6/8/2016**	**11/17/2015**	**6/4/2015**	**11/19/2014**	**11/7/2017**	**5/10/2017**	**11/11/2016**	**6/7/2016**	**11/13/2015**	**6/5/2015**	**11/1/2017**	**5/3/2017**	**11/9/2016**	**6/2/2016**
Lithology Screened		Shallow Fractured Bedrock	Shallow Fractured Bedrock	Shallow Fractured Bedrock	Shallow Fractured Bedrock	Shallow Fractured Bedrock	Shallow Fractured Bedrock	Shallow Fractured Bedrock	Shallow Fractured Bedrock	Shallow Fractured Bedrock	Shallow Fractured Bedrock	Residual Soil	Residual Soil	Residual Soil	Residual Soil
Constituent	**Units**														
1,1,1,2-Tetrachloroethane	ug/L														
1,1,1-Trichloroethane	ug/L	<5.0	<5.0	<5.0	<5.0	<5.0	<5.0	<5.0	<5.0	<5.0	<5.0	**8.3**	<5.0	**6.6**	<5.0
1,1,2,2-Tetrachloroethane	ug/L	<5.0	<5.0	<5.0	<5.0	<5.0	<5.0	<5.0	<5.0	<5.0	<5.0	<5.0	<5.0	<5.0	<5.0
1,1,2-Trichloroethane	ug/L	<5.0	<5.0	<5.0	<5.0	<5.0	<5.0	<5.0	<5.0	<5.0	<5.0	<5.0	<5.0	<5.0	<5.0
1,1-Dichloroethane	ug/L	<5.0	<5.0	<5.0	<5.0	<5.0	<5.0	<5.0	<5.0	<5.0	<5.0	<5.0	<5.0	<5.0	<5.0
1,1-Dichloroethene	ug/L	<5.0	<5.0	<5.0	<5.0	<5.0	<5.0	<5.0	<5.0	<5.0	<5.0	**6.3**	<5.0	**6.0**	<5.0
1,1-Dichloropropene	ug/L	<5.0	<5.0	<5.0		<5.0	<5.0	<5.0	<5.0	<5.0	<5.0	<5.0	<5.0	<5.0	<5.0
1,2,4-Trichlorobenzene (VOC)	ug/L	<5.0	<5.0	<5.0	<5.0	<5.0	<5.0	<5.0	<5.0	<5.0	<5.0	<5.0	<5.0	<5.0	<5.0
1,2-Dichloroethane	ug/L	<5.0	<5.0	<5.0	<5.0	<5.0	<5.0	<5.0	<5.0	<5.0	<5.0	<5.0	<5.0	<5.0	<5.0
1,2-Dichloropropane	ug/L	<5.0	<5.0	<5.0	<5.0	<5.0	<5.0	<5.0	<5.0	<5.0	<5.0	<5.0	<5.0	<5.0	<5.0
1,4-Dioxane	ug/L	<150	<150	**220**	**420**	<150	<150	<150	<150	<150	<150	<150	<150	<150	<150
2-Butanone	ug/L	<50	<50	<50	<50	<50	<50	<50	<50	<50	<50	<50	<50	<50	<50
4-Methyl-2-pentanone	ug/L	<10	<10	<10	<10	<10	<10	<10	<10	<10	<10	<10	<10	<10	<10
Acetone	ug/L	<50	<50	<50	<50	<50	<50	<50	<50	<50	<50	<50	<50	<50	<50
Benzene	ug/L	<5.0	<5.0	<5.0	<5.0	<5.0	<5.0	<5.0	<5.0	<5.0	<5.0	<5.0	<5.0	<5.0	<5.0
Carbon tetrachloride	ug/L	<5.0	<5.0	<5.0	<5.0	<5.0	<5.0	<5.0	<5.0	<5.0	<5.0	<5.0	<5.0	<5.0	<5.0
Carbon Disulfide	ug/L	<5.0	<5.0	<5.0	<5.0	<5.0	<5.0	<5.0	<5.0	<5.0	<5.0	<5.0	<5.0	<5.0	<5.0
Chlorobenzene	ug/L	<5.0	<5.0	<5.0	**0.87 J**	<5.0	<5.0	<5.0	<5.0	<5.0	<5.0	<5.0	<5.0	<5.0	<5.0
Chloroethane	ug/L	<10	<10	<10	<10	<10	<10	<10	<10	<10	<10	<10	<10	<10	<10
Chloroform	ug/L	<5.0	<5.0	<5.0	<5.0	<5.0	<5.0	<5.0	<5.0	<5.0	<5.0	<5.0	<5.0	<5.0	<5.0
Chloromethane	ug/L	<5.0	<10	<10	<10	<5.0	<5.0	<5.0	<5.0	<10	<10	<5.0	<5.0	<5.0	<5.0
cis-1,2-Dichloroethene	ug/L	**11**	**8.6**	**7.1**	**7.6**	<5.0	<5.0	<5.0	<5.0	<5.0	<5.0	**1500**	**600**	**880**	**250**
Cyclohexane	ug/L	<5.0	<5.0	<5.0	<5.0	<5.0	<5.0	<5.0	<5.0	<5.0	<5.0	<5.0	<5.0	<5.0	<5.0
Ethylbenzene	ug/L	<5.0	<5.0	<5.0	<5.0	<5.0	<5.0	<5.0	<5.0	<5.0	<5.0	<5.0	<5.0	<5.0	<5.0
Isobutyl Alcohol	ug/L	<200	<200	<200		<200	<200	<200	<200	<200	<200	<200	<200	<200	<200
Isopropylbenzene	ug/L	<5.0	<5.0	<5.0	<5.0	<5.0	<5.0	<5.0	<5.0	<5.0	<5.0	<5.0	<5.0	<5.0	<5.0
Methylene Chloride	ug/L	<5.0	<5.0	<5.0	<5.0	<5.0	<5.0	<5.0	<5.0	<5.0	<5.0	<5.0	<5.0	<5.0	<5.0
Naphthalene (VOC)	ug/L	<5.0	<5.0	<5.0		<5.0	<5.0	<5.0	<5.0	<5.0	<5.0	**9.7**	**110**	<5.0	**90**
Styrene	ug/L	<5.0	<5.0	<5.0	<5.0	<5.0	<5.0	<5.0	<5.0	<5.0	<5.0	<5.0	<5.0	<5.0	<5.0
Tetrachloroethene	ug/L	<5.0	<5.0	<5.0	<5.0	<5.0	<5.0	<5.0	<5.0	<5.0	<5.0	**13**	<5.0	**7.8**	**5.9**
Tetrahydrofuran	ug/L	<10	<10	<10		<10	<10	<10	<10	<10	<10	<10	<10	<10	<10
Toluene	ug/L	<5.0	<5.0	<5.0	<5.0	<5.0	<5.0	<5.0	<5.0	<5.0	<5.0	<5.0	<5.0	<5.0	<5.0
trans-1,2-Dichloroethene	ug/L	<5.0	<5.0	<5.0	<5.0	<5.0	<5.0	<5.0	<5.0	<5.0	<5.0	<5.0	<5.0	<5.0	<5.0
Trichloroethene	ug/L	**6.3**	**8.5**	<5.0	**3.4 J**	**5.4**	<5.0	<5.0	<5.0	<5.0	<5.0	**1600**	**720**	**1200**	**720**
Trichlorofluoromethane	ug/L	<5.0	<5.0	<5.0	<5.0	<5.0	<5.0	<5.0	<5.0	<5.0	<5.0	<5.0	<5.0	<5.0	<5.0
Vinyl chloride	ug/L	<2.0	<2.0	<2.0	<2.0	<2.0	<2.0	<2.0	<2.0	<2.0	<2.0	**11**	**2.9**	**12**	**2.6**
Xylenes, Total	ug/L	<5.0	<5.0	<5.0		<5.0	<5.0	<5.0	<5.0	<5.0	<5.0	<5.0	**11**	<5.0	<5.0
Total VOCs	ug/L	**17.3**	**17.1**	**227.1**	**427.6**	**5.4**	BDL	BDL	BDL	BDL	BDL	**3148.3**	**1443.9**	**2112.4**	**1068.5**

TABLE 5: SUMMARY OF M & J SOLVENTS SITE-SPECIFIC VOCs ANALYZED

Well		TW-1	TW-1	TW-2	TW-2	TW-2	TW-2	TW-2	TW-2	TW-3	TW-3	TW-3	TW-3	TW-3	TW-3
Date Sampled		**11/11/2015**	**5/28/2015**	**11/2/2017**	**5/4/2017**	**11/9/2016**	**6/2/2016**	**11/12/2015**	**5/28/2015**	**11/2/2017**	**5/4/2017**	**11/10/2016**	**6/3/2016**	**11/12/2015**	**6/5/2015**
Lithology Screened		Residual Soil	Residual Soil	Residual Soil	Residual Soil	Residual Soil	Residual Soil	Residual Soil	Residual Soil	Residual Soil	Residual Soil	Residual Soil	Residual Soil	Residual Soil	Residual Soil
Constituent	**Units**														
1,1,1,2-Tetrachloroethane	ug/L														
1,1,1-Trichloroethane	ug/L	<5.0	**9.9**	<5.0	<5.0	<5.0	<5.0	<5.0	<5.0	<5.0	<5.0	<5.0	<5.0	<5.0	<5.0
1,1,2,2-Tetrachloroethane	ug/L	<5.0	<5.0	<5.0	<5.0	<5.0	<5.0	<5.0	<5.0	<5.0	<5.0	<5.0	<5.0	<5.0	<5.0
1,1,2-Trichloroethane	ug/L	<5.0	<5.0	<5.0	<5.0	<5.0	<5.0	<5.0	<5.0	<5.0	<5.0	<5.0	<5.0	<5.0	<5.0
1,1-Dichloroethane	ug/L	<5.0	<5.0	<5.0	<5.0	<5.0	<5.0	<5.0	<5.0	<5.0	<5.0	<5.0	<5.0	<5.0	<5.0
1,1-Dichloroethene	ug/L	<5.0	**6.7**	<5.0	<5.0	<5.0	<5.0	<5.0	<5.0	<5.0	<5.0	<5.0	<5.0	<5.0	<5.0
1,1-Dichloropropene	ug/L	<5.0	<5.0	<5.0	<5.0	<5.0	<5.0	<5.0	<5.0	<5.0	<5.0	<5.0	<5.0	<5.0	<5.0
1,2,4-Trichlorobenzene (VOC)	ug/L	<5.0	<5.0	<5.0	<5.0	<5.0	<5.0	<5.0	<5.0	<5.0	<5.0	<5.0	<5.0	<5.0	<5.0
1,2-Dichloroethane	ug/L	<5.0	<5.0	<5.0	<5.0	<5.0	<5.0	<5.0	<5.0	<5.0	<5.0	<5.0	<5.0	<5.0	<5.0
1,2-Dichloropropane	ug/L	<5.0	<5.0	<5.0	<5.0	<5.0	<5.0	<5.0	<5.0	<5.0	<5.0	<5.0	<5.0	<5.0	<5.0
1,4-Dioxane	ug/L	<150	<150	<150	<150	<150	<150	<150	<150	<150	<150	<150	<150	<150	<150
2-Butanone	ug/L	<50	<50	<50	<50	<50	<50	<50	<50	<50	<50	<50	<50	<50	<50
4-Methyl-2-pentanone	ug/L	<10	<10	<10	<10	<10	<10	<10	<10	<10	<10	<10	<10	<10	<10
Acetone	ug/L	<50	<50	<50	<50	<50	<50	<50	<50	<50	<50	<50	<50	<50	<50
Benzene	ug/L	<5.0	<5.0	<5.0	<5.0	<5.0	<5.0	<5.0	<5.0	**13**	**13**	**13**	**15**	**10**	**11**
Carbon tetrachloride	ug/L	<5.0	<5.0	<5.0	<5.0	<5.0	<5.0	<5.0	<5.0	<5.0	<5.0	<5.0	<5.0	<5.0	<5.0
Carbon Disulfide	ug/L	<5.0	<5.0	<5.0	<5.0	<5.0	<5.0	<5.0	<5.0	<5.0	<5.0	<5.0	<5.0	<5.0	<5.0
Chlorobenzene	ug/L	<5.0	<5.0	<5.0	<5.0	<5.0	<5.0	<5.0	<5.0	**20**	**20**	**19**	**15**	**15**	**13**
Chloroethane	ug/L	<10	<10	<10	<10	<10	<10	<10	<10	<10	<10	<10	<10	<10	<10
Chloroform	ug/L	<5.0	<5.0	**13**	**13**	**14**	**13**	**18**	**14**	<5.0	<5.0	<5.0	<5.0	<5.0	<5.0
Chloromethane	ug/L	<10	<10	<5.0	<5.0	<5.0	<5.0	<10	<10	<5.0	<5.0	<5.0	<5.0	<10	<10
cis-1,2-Dichloroethene	ug/L	**350**	**580**	**31**	**42**	**75**	**58**	**69**	**53**	**120**	**170**	**170**	**130**	**200**	**140**
Cyclohexane	ug/L	<5.0	<5.0	<5.0	<5.0	<5.0	<5.0	<5.0	<5.0	<5.0	<5.0	<5.0	<5.0	<5.0	<5.0
Ethylbenzene	ug/L	<5.0	<5.0	<5.0	<5.0	<5.0	<5.0	<5.0	<5.0	<5.0	<5.0	<5.0	<5.0	<5.0	<5.0
Isobutyl Alcohol	ug/L	<200	<200	<200	<200	<200	<200	<200	<200	<200	<200	<200	<200	<200	<200
Isopropylbenzene	ug/L	<5.0	<5.0	<5.0	<5.0	<5.0	<5.0	<5.0	<5.0	<5.0	<5.0	<5.0	<5.0	<5.0	<5.0
Methylene Chloride	ug/L	<5.0	<5.0	<5.0	<5.0	<5.0	<5.0	<5.0	<5.0	<5.0	<5.0	<5.0	<5.0	<5.0	<5.0
Naphthalene (VOC)	ug/L	**11**	**48**	<5.0	<5.0	<5.0	<5.0	<5.0	<5.0	<5.0	<5.0	<5.0	<5.0	<5.0	<5.0
Styrene	ug/L	<5.0	<5.0	<5.0	<5.0	<5.0	<5.0	<5.0	<5.0	<5.0	<5.0	<5.0	<5.0	<5.0	<5.0
Tetrachloroethene	ug/L	**5.7**	**11**	**9.6**	**8.8**	<5.0	**5.5**	**6.9**	**8.9**	<5.0	<5.0	<5.0	<5.0	<5.0	<5.0
Tetrahydrofuran	ug/L	<10	<10	<10	<10	<10	<10	<10	<10	<10	<10	<10	<10	<10	<10
Toluene	ug/L	<5.0	<5.0	<5.0	<5.0	<5.0	<5.0	<5.0	<5.0	<5.0	<5.0	<5.0	<5.0	<5.0	<5.0
trans-1,2-Dichloroethene	ug/L	<5.0	<5.0	<5.0	<5.0	<5.0	<5.0	<5.0	<5.0	<5.0	<5.0	<5.0	<5.0	<5.0	<5.0
Trichloroethene	ug/L	**1000**	**1900**	**33**	**32**	**55**	**46**	**68**	**51**	<5.0	<5.0	<5.0	<5.0	<5.0	<5.0
Trichlorofluoromethane	ug/L	<5.0	<5.0	<5.0	<5.0	<5.0	<5.0	<5.0	<5.0	<5.0	<5.0	<5.0	<5.0	<5.0	<5.0
Vinyl chloride	ug/L	**3.6**	**5**	<2.0	<2.0	<2.0	<2.0	<2.0	<2.0	**2**	**2.2**	**3**	**2.2**	<2.0	<2.0
Xylenes, Total	ug/L	<5.0	**5.1**	<5.0	<5.0	<5.0	<5.0	<5.0	<5.0	<5.0	<5.0	<5.0	<5.0	<5.0	<5.0
Total VOCs	ug/L	**1370.3**	**2565.7**	**86.6**	**95.8**	**144**	**122.5**	**161.9**	**126.9**	**155**	**205.2**	**205**	**162.2**	**225**	**164**

TABLE 5: SUMMARY OF M & J SOLVENTS SITE-SPECIFIC VOCs ANALYZED

Well		TW-3	TW-4	TW-4	TW-4	TW-4	TW-4	TW-4	TW-5	TW-5	TW-5	TW-5	TW-5	TW-5	TW-5
Date Sampled		**11/13/2014**	**11/3/2017**	**5/4/2017**	**11/9/2016**	**6/3/2016**	**11/12/2015**	**5/29/2015**	**11/3/2017**	**5/5/2017**	**11/10/2016**	**6/3/2016**	**11/16/2015**	**6/1/2015**	**11/13/2014**
Lithology Screened		Residual Soil	Residual Soil	Residual Soil	Residual Soil	Residual Soil	Residual Soil	Residual Soil	Residual Soil	Residual Soil	Residual Soil	Residual Soil	Residual Soil	Residual Soil	Residual Soil
Constituent	**Units**														
1,1,1,2-Tetrachloroethane	ug/L														
1,1,1-Trichloroethane	ug/L	<5.0	<5.0	<5.0	<5.0	<5.0	<5.0	<5.0	<5.0	<5.0	<5.0	<5.0	<5.0	<5.0	<5.0
1,1,2,2-Tetrachloroethane	ug/L	<5.0	<5.0	<5.0	<5.0	<5.0	<5.0	<5.0	<5.0	<5.0	<5.0	<5.0	<5.0	<5.0	<5.0
1,1,2-Trichloroethane	ug/L	<5.0	<5.0	<5.0	<5.0	<5.0	<5.0	<5.0	<5.0	<5.0	<5.0	<5.0	<5.0	<5.0	<5.0
1,1-Dichloroethane	ug/L	<5.0	<5.0	<5.0	<5.0	<5.0	<5.0	<5.0	<5.0	<5.0	<5.0	<5.0	<5.0	<5.0	<5.0
1,1-Dichloroethene	ug/L	<5.0	<5.0	<5.0	<5.0	<5.0	<5.0	<5.0	<5.0	<5.0	<5.0	<5.0	<5.0	<5.0	<5.0
1,1-Dichloropropene	ug/L		<5.0	<5.0	<5.0	<5.0	<5.0	<5.0	<5.0	<5.0	<5.0	<5.0	<5.0	<5.0	
1,2,4-Trichlorobenzene (VOC)	ug/L	<5.0	<5.0	<5.0	<5.0	<5.0	<5.0	<5.0	<5.0	<5.0	<5.0	<5.0	<5.0	<5.0	<5.0
1,2-Dichloroethane	ug/L	<5.0	<5.0	<5.0	<5.0	<5.0	<5.0	<5.0	<5.0	<5.0	<5.0	<5.0	<5.0	<5.0	<5.0
1,2-Dichloropropane	ug/L	<5.0	<5.0	<5.0	<5.0	<5.0	<5.0	<5.0	<5.0	<5.0	<5.0	<5.0	<5.0	<5.0	<5.0
1,4-Dioxane	ug/L		<150	<150	<150	<150	<150	<150	<150	<150	<150	<150	<150	<150	
2-Butanone	ug/L	<50	<50	<50	<50	<50	<50	<50	<50	<50	<50	<50	<50	<50	<50
4-Methyl-2-pentanone	ug/L	<10	<10	<10	<10	<10	<10	<10	<10	<10	<10	<10	<10	<10	<10
Acetone	ug/L	<50	<50	<50	<50	<50	<50	<50	<50	<50	<50	<50	<50	<50	<50
Benzene	ug/L	**8.6**	<5.0	<5.0	<5.0	<5.0	<5.0	<5.0	<5.0	<5.0	<5.0	<5.0	<5.0	<5.0	<5.0
Carbon tetrachloride	ug/L	<5.0	<5.0	<5.0	<5.0	<5.0	<5.0	<5.0	<5.0	<5.0	<5.0	<5.0	<5.0	<5.0	<5.0
Carbon Disulfide	ug/L	<5.0	<5.0	<5.0	<5.0	<5.0	<5.0	<5.0	<5.0	<5.0	<5.0	<5.0	<5.0	<5.0	<5.0
Chlorobenzene	ug/L	**14**	<5.0	<5.0	<5.0	<5.0	<5.0	<5.0	<5.0	<5.0	<5.0	<5.0	<5.0	<5.0	<5.0
Chloroethane	ug/L	<10	<10	<10	<10	<10	<10	<10	<10	<10	<10	<10	<10	<10	<10
Chloroform	ug/L	<5.0	<5.0	<5.0	<5.0	<5.0	<5.0	<5.0	<5.0	<5.0	<5.0	<5.0	<5.0	<5.0	<5.0
Chloromethane	ug/L	<10	<5.0	<5.0	<5.0	<5.0	<10	<10	<5.0	<5.0	<5.0	<5.0	<10	<10	<10
cis-1,2-Dichloroethene	ug/L	**200**	<5.0	<5.0	<5.0	<5.0	<5.0	<5.0	<5.0	<5.0	<5.0	<5.0	<5.0	<5.0	<5.0
Cyclohexane	ug/L	<5.0	<5.0	<5.0	<5.0	<5.0	<5.0	<5.0	<5.0	<5.0	<5.0	<5.0	<5.0	<5.0	<5.0
Ethylbenzene	ug/L	<5.0	<5.0	<5.0	<5.0	<5.0	<5.0	<5.0	<5.0	<5.0	<5.0	<5.0	<5.0	<5.0	<5.0
Isobutyl Alcohol	ug/L		<200	<200	<200	<200	<200	<200	<200	<200	<200	<200	<200	<200	
Isopropylbenzene	ug/L	<5.0	<5.0	<5.0	<5.0	<5.0	<5.0	<5.0	<5.0	<5.0	<5.0	<5.0	<5.0	<5.0	<5.0
Methylene Chloride	ug/L	<5.0	<5.0	<5.0	<5.0	<5.0	<5.0	<5.0	<5.0	<5.0	<5.0	<5.0	<5.0	<5.0	<5.0
Naphthalene (VOC)	ug/L		<5.0	<5.0	<5.0	<5.0	<5.0	<5.0	<5.0	<5.0	<5.0	<5.0	<5.0	<5.0	
Styrene	ug/L	<5.0	<5.0	<5.0	<5.0	<5.0	<5.0	<5.0	<5.0	<5.0	<5.0	<5.0	<5.0	<5.0	<5.0
Tetrachloroethene	ug/L	<5.0	<5.0	<5.0	<5.0	<5.0	<5.0	<5.0	<5.0	<5.0	<5.0	<5.0	<5.0	<5.0	<5.0
Tetrahydrofuran	ug/L		<10	<10	<10	<10	<10	<10	<10	<10	<10	<10	<10	<10	
Toluene	ug/L	<5.0	<5.0	<5.0	<5.0	<5.0	<5.0	<5.0	<5.0	<5.0	<5.0	<5.0	<5.0	<5.0	<5.0
trans-1,2-Dichloroethene	ug/L	<5.0	<5.0	<5.0	<5.0	<5.0	<5.0	<5.0	<5.0	<5.0	<5.0	<5.0	<5.0	<5.0	<5.0
Trichloroethene	ug/L	<5.0	<5.0	<5.0	<5.0	<5.0	<5.0	<5.0	<5.0	<5.0	<5.0	<5.0	<5.0	<5.0	<5.0
Trichlorofluoromethane	ug/L	<5.0	<5.0	<5.0	<5.0	<5.0	<5.0	<5.0	<5.0	<5.0	<5.0	<5.0	<5.0	<5.0	<5.0
Vinyl chloride	ug/L	<2.0	<2.0	<2.0	<2.0	<2.0	<2.0	<2.0	<2.0	<2.0	<2.0	<2.0	<2.0	<2.0	<2.0
Xylenes, Total	ug/L		<5.0	<5.0	<5.0	<5.0	<5.0	<5.0	<5.0	<5.0	<5.0	<5.0	<5.0	<5.0	
Total VOCs	ug/L	**222.6**	BDL	BDL	BDL	BDL	BDL	BDL	BDL	BDL	BDL	BDL	BDL	BDL	BDL

TABLE 5: SUMMARY OF M & J SOLVENTS SITE-SPECIFIC VOCs ANALYZED

Well		TW-6	TW-6	TW-6	TW-6	TW-6	TW-6	TW-7	TW-7	TW-7	TW-7	TW-7	TW-7	TW-7
Date Sampled		**11/6/2017**	**5/5/2017**	**11/11/2016**	**6/6/2016**	**11/16/2015**	**6/1/2015**	**11/7/2017**	**5/9/2017**	**11/11/2016**	**6/6/2016**	**11/17/2015**	**6/5/2015**	**11/18/2014**
Lithology Screened		Residual Soil	Residual Soil	Residual Soil	Residual Soil	Residual Soil	Residual Soil	Residual Soil	Residual Soil	Residual Soil	Residual Soil	Residual Soil	Residual Soil	Residual Soil
Constituent	**Units**													
1,1,1,2-Tetrachloroethane	ug/L													
1,1,1-Trichloroethane	ug/L	<5.0	<5.0	<5.0	<5.0	<5.0	<5.0	<5.0	<5.0	<5.0	<5.0	<5.0	<5.0	<5.0
1,1,2,2-Tetrachloroethane	ug/L	<5.0	<5.0	<5.0	<5.0	<5.0	<5.0	<5.0	<5.0	<5.0	<5.0	<5.0	<5.0	<5.0
1,1,2-Trichloroethane	ug/L	<5.0	<5.0	<5.0	<5.0	<5.0	<5.0	<5.0	<5.0	<5.0	<5.0	<5.0	<5.0	<5.0
1,1-Dichloroethane	ug/L	<5.0	<5.0	<5.0	<5.0	<5.0	<5.0	<5.0	<5.0	<5.0	<5.0	<5.0	<5.0	<5.0
1,1-Dichloroethene	ug/L	<5.0	<5.0	<5.0	<5.0	<5.0	<5.0	<5.0	<5.0	<5.0	<5.0	<5.0	<5.0	<5.0
1,1-Dichloropropene	ug/L	<5.0	<5.0	<5.0	<5.0	<5.0	<5.0	<5.0	<5.0	<5.0	<5.0	<5.0	<5.0	
1,2,4-Trichlorobenzene (VOC)	ug/L	<5.0	<5.0	<5.0	<5.0	<5.0	<5.0	<5.0	<5.0	<5.0	<5.0	<5.0	<5.0	<5.0
1,2-Dichloroethane	ug/L	<5.0	<5.0	<5.0	<5.0	<5.0	<5.0	<5.0	<5.0	<5.0	<5.0	<5.0	<5.0	<5.0
1,2-Dichloropropane	ug/L	<5.0	<5.0	<5.0	<5.0	<5.0	<5.0	<5.0	<5.0	<5.0	<5.0	<5.0	<5.0	<5.0
1,4-Dioxane	ug/L	<150	<150	<150	<150	<150	<150	<150	<150	<150	<150	<150	<150	
2-Butanone	ug/L	<50	<50	<50	<50	<50	<50	<50	<50	<50	<50	<50	<50	<50
4-Methyl-2-pentanone	ug/L	<10	<10	<10	<10	<10	<10	<10	<10	<10	<10	<10	<10	<10
Acetone	ug/L	<50	<50	<50	<50	<50	<50	<50	<50	<50	<50	<50	<50	<50
Benzene	ug/L	<5.0	<5.0	<5.0	<5.0	<5.0	<5.0	<5.0	<5.0	<5.0	<5.0	<5.0	<5.0	<5.0
Carbon tetrachloride	ug/L	<5.0	<5.0	<5.0	<5.0	<5.0	<5.0	<5.0	<5.0	<5.0	<5.0	<5.0	<5.0	<5.0
Carbon Disulfide	ug/L	<5.0	<5.0	<5.0	<5.0	<5.0	<5.0	<5.0	<5.0	<5.0	<5.0	<5.0	<5.0	<5.0
Chlorobenzene	ug/L	<5.0	<5.0	<5.0	<5.0	<5.0	<5.0	<5.0	<5.0	<5.0	<5.0	<5.0	<5.0	<5.0
Chloroethane	ug/L	<10	<10	<10	<10	<10	<10	<10	<10	<10	<10	<10	<10	<10
Chloroform	ug/L	<5.0	<5.0	<5.0	<5.0	<5.0	<5.0	<5.0	<5.0	<5.0	<5.0	<5.0	<5.0	<5.0
Chloromethane	ug/L	<5.0	<5.0	<5.0	<5.0	<10	<10	<5.0	<5.0	<5.0	<5.0	<10	<10	<10
cis-1,2-Dichloroethene	ug/L	<5.0	<5.0	<5.0	<5.0	<5.0	<5.0	<5.0	<5.0	<5.0	<5.0	<5.0	<5.0	<5.0
Cyclohexane	ug/L	<5.0	<5.0	<5.0	<5.0	<5.0	<5.0	<5.0	<5.0	<5.0	<5.0	<5.0	<5.0	<5.0
Ethylbenzene	ug/L	<5.0	<5.0	<5.0	<5.0	<5.0	<5.0	<5.0	<5.0	<5.0	<5.0	<5.0	<5.0	<5.0
Isobutyl Alcohol	ug/L	<200	<200	<200	<200	<200	<200	<200	<200	<200	<200	<200	<200	
Isopropylbenzene	ug/L	<5.0	<5.0	<5.0	<5.0	<5.0	<5.0	<5.0	<5.0	<5.0	<5.0	<5.0	<5.0	<5.0
Methylene Chloride	ug/L	<5.0	<5.0	<5.0	<5.0	<5.0	<5.0	<5.0	<5.0	<5.0	<5.0	<5.0	<5.0	<5.0
Naphthalene (VOC)	ug/L	<5.0	<5.0	<5.0	<5.0	<5.0	**5.4**	<5.0	<5.0	<5.0	<5.0	<5.0	<5.0	
Styrene	ug/L	<5.0	<5.0	<5.0	<5.0	<5.0	<5.0	<5.0	<5.0	<5.0	<5.0	<5.0	<5.0	<5.0
Tetrachloroethene	ug/L	<5.0	<5.0	<5.0	<5.0	<5.0	<5.0	<5.0	<5.0	<5.0	<5.0	<5.0	<5.0	<5.0
Tetrahydrofuran	ug/L	<10	<10	<10	<10	<10	<10	<10	<10	<10	<10	<10	<10	
Toluene	ug/L	<5.0	<5.0	<5.0	<5.0	<5.0	<5.0	<5.0	<5.0	<5.0	<5.0	<5.0	<5.0	<5.0
trans-1,2-Dichloroethene	ug/L	<5.0	<5.0	<5.0	<5.0	<5.0	<5.0	<5.0	<5.0	<5.0	<5.0	<5.0	<5.0	<5.0
Trichloroethene	ug/L	<5.0	<5.0	<5.0	<5.0	<5.0	<5.0	<5.0	<5.0	<5.0	<5.0	<5.0	<5.0	<5.0
Trichlorofluoromethane	ug/L	<5.0	<5.0	<5.0	<5.0	<5.0	<5.0	<5.0	<5.0	<5.0	<5.0	<5.0	<5.0	<5.0
Vinyl chloride	ug/L	<2.0	<2.0	<2.0	<2.0	<2.0	<2.0	<2.0	<2.0	<2.0	<2.0	<2.0	<2.0	<2.0
Xylenes, Total	ug/L	<5.0	<5.0	<5.0	<5.0	<5.0	<5.0	<5.0	<5.0	<5.0	<5.0	<5.0	<5.0	
Total VOCs	ug/L	BDL	BDL	BDL	BDL	BDL	**5.4**	BDL	BDL	BDL	BDL	BDL	BDL	BDL

TABLE 5: SUMMARY OF M & J SOLVENTS SITE-SPECIFIC VOCs ANALYZED

Well		TW-8	TW-8	TW-8	TW-8	TW-8	TW-8	TW-9	TW-9	TW-9	TW-9	TW-9	TW-9	TW-10	TW-10
Date Sampled		**11/6/2017**	**5/8/2017**	**11/14/2016**	**6/6/2016**	**11/13/2015**	**6/2/2015**	**11/6/2017**	**5/8/2017**	**11/14/2016**	**6/7/2016**	**11/17/2015**	**6/8/2015**	**11/7/2017**	**5/9/2017**
Lithology Screened		Residual Soil	Residual Soil	Residual Soil	Residual Soil	Residual Soil	Residual Soil	Residual Soil	Residual Soil	Residual Soil	Residual Soil	Residual Soil	Residual Soil	Residual Soil	Residual Soil
Constituent	**Units**														
1,1,1,2-Tetrachloroethane	ug/L														
1,1,1-Trichloroethane	ug/L	<5.0	<5.0	<5.0	<5.0	<5.0	<5.0	<5.0	<5.0	<5.0	<5.0	<5.0	<5.0	<5.0	<5.0
1,1,2,2-Tetrachloroethane	ug/L	<5.0	<5.0	<5.0	<5.0	<5.0	<5.0	<5.0	<5.0	<5.0	<5.0	<5.0	<5.0	<5.0	<5.0
1,1,2-Trichloroethane	ug/L	<5.0	<5.0	<5.0	<5.0	<5.0	<5.0	<5.0	<5.0	<5.0	<5.0	<5.0	<5.0	<5.0	<5.0
1,1-Dichloroethane	ug/L	<5.0	<5.0	<5.0	<5.0	<5.0	<5.0	<5.0	<5.0	<5.0	<5.0	<5.0	<5.0	<5.0	<5.0
1,1-Dichloroethene	ug/L	<5.0	<5.0	<5.0	<5.0	<5.0	<5.0	<5.0	<5.0	<5.0	<5.0	<5.0	<5.0	<5.0	<5.0
1,1-Dichloropropene	ug/L	<5.0	<5.0	<5.0	<5.0	<5.0	<5.0	<5.0	<5.0	<5.0	<5.0	<5.0	<5.0	<5.0	<5.0
1,2,4-Trichlorobenzene (VOC)	ug/L	**14**	**82**	<5.0	**35**	**78**	**69**	<5.0	<5.0	<5.0	<5.0	<5.0	<5.0	<5.0	<5.0
1,2-Dichloroethane	ug/L	<5.0	<5.0	<5.0	<5.0	<5.0	<5.0	<5.0	<5.0	<5.0	<5.0	<5.0	<5.0	<5.0	<5.0
1,2-Dichloropropane	ug/L	<5.0	<5.0	<5.0	<5.0	<5.0	<5.0	<5.0	<5.0	<5.0	<5.0	<5.0	<5.0	<5.0	<5.0
1,4-Dioxane	ug/L	<150	<150	<150	<150	<150	<150	<150	<150	<150	<150	<150	<150	<150	<150
2-Butanone	ug/L	<50	<50	<50	<50	<50	<50	<50	<50	<50	<50	<50	<50	<50	<50
4-Methyl-2-pentanone	ug/L	<10	<10	<10	<10	<10	<10	<10	<10	<10	<10	<10	<10	<10	<10
Acetone	ug/L	<5.00	<5.00	<5.00	<50	<50	<50	<50	<50	<50	<50	<50	<50	<50	<50
Benzene	ug/L	**6.1**	**270**	<5.0	**45**	**140**	**110**	<5.0	<5.0	<5.0	<5.0	<5.0	<5.0	<5.0	<5.0
Carbon tetrachloride	ug/L	<5.0	<5.0	<5.0	<5.0	<5.0	<5.0	<5.0	<5.0	<5.0	<5.0	<5.0	<5.0	<5.0	<5.0
Carbon Disulfide	ug/L	<5.0	<5.0	<5.0	<5.0	<5.0	<5.0	<5.0	<5.0	<5.0	<5.0	<5.0	<5.0	<5.0	<5.0
Chlorobenzene	ug/L	**250**	**1600**	**80**	**420**	**810**	**550**	**7.6**	<5.0	<5.0	<5.0	**10**	<5.0	<5.0	<5.0
Chloroethane	ug/L	<10	<10	<10	<10	<10	<10	<10	<10	<10	<10	<10	<10	<10	<10
Chloroform	ug/L	<5.0	<5.0	<5.0	<5.0	<5.0	<5.0	<5.0	<5.0	<5.0	<5.0	<5.0	<5.0	<5.0	<5.0
Chloromethane	ug/L	<5.0	<5.0	<5.0	<5.0	<10	<10	<5.0	<5.0	<5.0	<5.0	<10	<10	<5.0	<5.0
cis-1,2-Dichloroethene	ug/L	<5.0	<5.0	<5.0	<5.0	<5.0	<5.0	<5.0	<5.0	<5.0	<5.0	<5.0	<5.0	<5.0	<5.0
Cyclohexane	ug/L	<5.0	<5.0	<5.0	<5.0	<5.0	<5.0	<5.0	<5.0	<5.0	<5.0	<5.0	<5.0	<5.0	<5.0
Ethylbenzene	ug/L	<5.0	<5.0	<5.0	<5.0	<5.0	<5.0	<5.0	<5.0	<5.0	<5.0	<5.0	<5.0	<5.0	<5.0
Isobutyl Alcohol	ug/L	<200	<200	<200	<200	<200	<200	<200	<200	<200	<200	<200	<200	<200	<200
Isopropylbenzene	ug/L	<5.0	<5.0	<5.0	<5.0	<5.0	<5.0	<5.0	<5.0	<5.0	<5.0	<5.0	<5.0	<5.0	<5.0
Methylene Chloride	ug/L	<5.0	<5.0	<5.0	<5.0	<5.0	<5.0	<5.0	<5.0	<5.0	<5.0	<5.0	<5.0	<5.0	<5.0
Naphthalene (VOC)	ug/L	<5.0	<5.0	<5.0	<5.0	<5.0	<5.0	<5.0	<5.0	<5.0	<5.0	<5.0	<5.0	<5.0	<5.0
Styrene	ug/L	<5.0	<5.0	<5.0	<5.0	<5.0	<5.0	<5.0	<5.0	<5.0	<5.0	<5.0	<5.0	<5.0	<5.0
Tetrachloroethene	ug/L	<5.0	<5.0	<5.0	<5.0	<5.0	<5.0	<5.0	<5.0	<5.0	<5.0	<5.0	<5.0	<5.0	<5.0
Tetrahydrofuran	ug/L	<10	<10	<10	<10	<10	<10	<10	<10	<10	<10	<10	<10	<10	<10
Toluene	ug/L	<5.0	<5.0	<5.0	<5.0	<5.0	<5.0	<5.0	<5.0	<5.0	<5.0	<5.0	<5.0	<5.0	<5.0
trans-1,2-Dichloroethene	ug/L	<5.0	<5.0	<5.0	<5.0	<5.0	<5.0	<5.0	<5.0	<5.0	<5.0	<5.0	<5.0	<5.0	<5.0
Trichloroethene	ug/L	<5.0	<5.0	<5.0	<5.0	<5.0	<5.0	<5.0	<5.0	<5.0	<5.0	<5.0	<5.0	<5.0	<5.0
Trichlorofluoromethane	ug/L	<5.0	<5.0	<5.0	<5.0	<5.0	<5.0	<5.0	<5.0	<5.0	<5.0	<5.0	<5.0	<5.0	<5.0
Vinyl chloride	ug/L	<2.0	<2.0	<2.0	<2.0	<2.0	<2.0	<2.0	<2.0	<2.0	<2.0	<2.0	<2.0	<2.0	<2.0
Xylenes, Total	ug/L	<5.0	<5.0	<5.0	<5.0	<5.0	<5.0	<5.0	<5.0	<5.0	<5.0	<5.0	<5.0	<5.0	<5.0
Total VOCs	ug/L	**270.1**	**1952**	**80**	**500**	**1028**	**729**	**7.6**	BDL	BDL	BDL	**10**	BDL	BDL	BDL

TABLE 5: SUMMARY OF M & J SOLVENTS SITE-SPECIFIC VOCs ANALYZED

Well		TW-10	TW-10	TW-10	TW-10	TW-11	TW-11	TW-11	TW-12	TW-12	TW-12	OW-1	OW-1	OW-1	OW-1
Date Sampled		**11/14/2016**	**6/7/2016**	**11/17/2015**	**6/8/2015**	**6/1/2016**	**11/11/2015**	**5/27/2015**	**6/1/2016**	**11/10/2015**	**5/27/2015**	**11/8/2017**	**5/10/2017**	**11/11/2016**	**6/8/2016**
Lithology Screened		Residual Soil	Residual Soil	Residual Soil	Residual Soil	Residual Soil	Residual Soil	Residual Soil	Residual Soil	Residual Soil	Residual Soil	Residual Soil	Residual Soil	Residual Soil	Residual Soil
Constituent	**Units**														
1,1,1,2-Tetrachloroethane	ug/L														
1,1,1-Trichloroethane	ug/L	<5.0	<5.0	<5.0	<5.0	<5.0	<5.0	<5.0	<5.0	<5.0	<5.0	<5.0	<5.0	<5.0	<5.0
1,1,2,2-Tetrachloroethane	ug/L	<5.0	<5.0	<5.0	<5.0	<5.0	<5.0	<5.0	<5.0	<5.0	<5.0	<5.0	<5.0	<5.0	<5.0
1,1,2-Trichloroethane	ug/L	<5.0	<5.0	<5.0	<5.0	<5.0	<5.0	<5.0	<5.0	<5.0	<5.0	<5.0	<5.0	<5.0	<5.0
1,1-Dichloroethane	ug/L	<5.0	<5.0	<5.0	<5.0	<5.0	<5.0	<5.0	<5.0	<5.0	<5.0	<5.0	<5.0	<5.0	<5.0
1,1-Dichloroethene	ug/L	<5.0	<5.0	<5.0	<5.0	<5.0	<5.0	<5.0	<5.0	<5.0	<5.0	<5.0	<5.0	<5.0	<5.0
1,1-Dichloropropene	ug/L	<5.0	<5.0	<5.0	<5.0	<5.0	<5.0	<5.0	<5.0	<5.0	<5.0	<5.0	<5.0	<5.0	<5.0
1,2,4-Trichlorobenzene (VOC)	ug/L	<5.0	<5.0	<5.0	<5.0	<5.0	<5.0	<5.0	<5.0	<5.0	<5.0	<5.0	<5.0	<5.0	<5.0
1,2-Dichloroethane	ug/L	<5.0	<5.0	<5.0	<5.0	<5.0	<5.0	<5.0	<5.0	<5.0	<5.0	<5.0	<5.0	<5.0	<5.0
1,2-Dichloropropane	ug/L	<5.0	<5.0	<5.0	<5.0	<5.0	<5.0	<5.0	<5.0	<5.0	<5.0	<5.0	<5.0	<5.0	<5.0
1,4-Dioxane	ug/L	<150	<150	<150	<150	<150	<150	<150	<150	<150	<150	<150	<150	<150	<150
2-Butanone	ug/L	<50	<50	<50	<50	<50	<50	<50	<50	<50	<50	<50	<50	<50	<50
4-Methyl-2-pentanone	ug/L	<10	<10	<10	<10	<10	<10	<10	<10	<10	<10	<10	<10	<10	<10
Acetone	ug/L	<50	<50	<50	<50	<50	<50	<50	<50	<50	<50	<50	<50	<50	<50
Benzene	ug/L	<5.0	<5.0	<5.0	<5.0	<5.0	<5.0	<5.0	<5.0	<5.0	<5.0	<5.0	<5.0	<5.0	<5.0
Carbon tetrachloride	ug/L	<5.0	<5.0	<5.0	<5.0	<5.0	<5.0	<5.0	<5.0	<5.0	<5.0	<5.0	<5.0	<5.0	<5.0
Carbon Disulfide	ug/L	<5.0	<5.0	<5.0	<5.0	<5.0	<5.0	<5.0	<5.0	<5.0	<5.0	<5.0	<5.0	<5.0	<5.0
Chlorobenzene	ug/L	<5.0	<5.0	<5.0	<5.0	<5.0	<5.0	<5.0	<5.0	<5.0	<5.0	**72**	**54**	**57**	**47**
Chloroethane	ug/L	<10	<10	<10	<10	<10	<10	<10	<10	<10	<10	<10	<10	<10	<10
Chloroform	ug/L	<5.0	<5.0	<5.0	<5.0	<5.0	<5.0	<5.0	<5.0	<5.0	<5.0	<5.0	<5.0	<5.0	<5.0
Chloromethane	ug/L	<5.0	<5.0	<10	<10	<5.0	<10	<10	<5.0	<10	<10	<5.0	<5.0	<5.0	<5.0
cis-1,2-Dichloroethene	ug/L	<5.0	<5.0	<5.0	<5.0	<5.0	<5.0	<5.0	<5.0	<5.0	<5.0	<5.0	<5.0	<5.0	<5.0
Cyclohexane	ug/L	<5.0	<5.0	<5.0	<5.0	<5.0	<5.0	<5.0	<5.0	<5.0	<5.0	<5.0	<5.0	<5.0	<5.0
Ethylbenzene	ug/L	<5.0	<5.0	<5.0	<5.0	<5.0	<5.0	<5.0	<5.0	<5.0	<5.0	<5.0	<5.0	<5.0	<5.0
Isobutyl Alcohol	ug/L	<200	<200	<200	<200	<200	<200	<200	<200	<200	<200	<200	<200	<200	<200
Isopropylbenzene	ug/L	<5.0	<5.0	<5.0	<5.0	<5.0	<5.0	<5.0	<5.0	<5.0	<5.0	<5.0	<5.0	<5.0	<5.0
Methylene Chloride	ug/L	<5.0	<5.0	<5.0	<5.0	<5.0	<5.0	<5.0	<5.0	<5.0	<5.0	<5.0	<5.0	<5.0	<5.0
Naphthalene (VOC)	ug/L	<5.0	<5.0	<5.0	<5.0	<5.0	<5.0	<5.0	<5.0	<5.0	<5.0	<5.0	<5.0	<5.0	<5.0
Styrene	ug/L	<5.0	<5.0	<5.0	<5.0	<5.0	<5.0	<5.0	<5.0	<5.0	<5.0	<5.0	<5.0	<5.0	<5.0
Tetrachloroethene	ug/L	<5.0	<5.0	<5.0	<5.0	<5.0	<5.0	<5.0	<5.0	<5.0	<5.0	<5.0	<5.0	<5.0	<5.0
Tetrahydrofuran	ug/L	<10	<10	<10	<10	<10	<10	<10	<10	<10	<10	<10	<10	<10	<10
Toluene	ug/L	<5.0	<5.0	<5.0	<5.0	<5.0	<5.0	<5.0	<5.0	<5.0	<5.0	<5.0	<5.0	<5.0	<5.0
trans-1,2-Dichloroethene	ug/L	<5.0	<5.0	<5.0	<5.0	<5.0	<5.0	<5.0	<5.0	<5.0	<5.0	<5.0	<5.0	<5.0	<5.0
Trichloroethene	ug/L	<5.0	<5.0	<5.0	<5.0	<5.0	<5.0	<5.0	<5.0	<5.0	<5.0	<5.0	<5.0	<5.0	<5.0
Trichlorofluoromethane	ug/L	<5.0	<5.0	<5.0	<5.0	<5.0	<5.0	<5.0	<5.0	<5.0	<5.0	<5.0	<5.0	<5.0	<5.0
Vinyl chloride	ug/L	<2.0	<2.0	<2.0	<2.0	<2.0	<2.0	<2.0	<2.0	<2.0	<2.0	<2.0	<2.0	<2.0	<2.0
Xylenes, Total	ug/L	<5.0	<5.0	<5.0	<5.0	<5.0	<5.0	<5.0	<5.0	<5.0	<5.0	<5.0	<5.0	<5.0	<5.0
Total VOCs	ug/L	BDL	BDL	BDL	BDL	BDL	BDL	BDL	BDL	BDL	BDL	**72**	**54**	**57**	**47**

TABLE 5: SUMMARY OF M & J SOLVENTS SITE-SPECIFIC VOCs ANALYZED

Well		OW-2	OW-2	OW-2	OW-2	OW-3	OW-3	OW-3	OW-3
Date Sampled		11/8/2017	5/10/2017	11/14/2016	6/8/2016	11/8/2017	5/10/2017	11/14/2016	6/8/2016
Lithology Screened		Residual Soil	Residual Soil	Residual Soil	Residual Soil	Residual Soil	Residual Soil	Residual Soil	Residual Soil
Constituent	**Units**								
1,1,1,2-Tetrachloroethane	ug/L								
1,1,1-Trichloroethane	ug/L	<5.0	<5.0	<5.0	<5.0	<5.0	<5.0	<5.0	<5.0
1,1,2,2-Tetrachloroethane	ug/L	<5.0	<5.0	<5.0	<5.0	<5.0	<5.0	<5.0	<5.0
1,1,2-Trichloroethane	ug/L	<5.0	<5.0	<5.0	<5.0	<5.0	<5.0	<5.0	<5.0
1,1-Dichloroethane	ug/L	<5.0	<5.0	<5.0	<5.0	<5.0	<5.0	<5.0	<5.0
1,1-Dichloroethene	ug/L	<5.0	<5.0	<5.0	<5.0	<5.0	<5.0	<5.0	<5.0
1,1-Dichloropropene	ug/L	<5.0	<5.0	<5.0	<5.0	<5.0	<5.0	<5.0	<5.0
1,2,4-Trichlorobenzene (VOC)	ug/L	**7.2**	<5.0	**6.8**	<5.0	<5.0	<5.0	<5.0	<5.0
1,2-Dichloroethane	ug/L	<5.0	<5.0	<5.0	<5.0	<5.0	<5.0	<5.0	<5.0
1,2-Dichloropropane	ug/L	<5.0	<5.0	<5.0	<5.0	<5.0	<5.0	<5.0	<5.0
1,4-Dioxane	ug/L	<150	<150	<150	<150	<150	<150	<150	<150
2-Butanone	ug/L	<50	<50	<50	<50	<50	<50	<50	<50
4-Methyl-2-pentanone	ug/L	<10	<10	<10	<10	<10	<10	<10	<10
Acetone	ug/L	<50	<50	<50	<50	<50	<50	<50	<50
Benzene	ug/L	<5.0	<5.0	<5.0	<5.0	<5.0	<5.0	<5.0	<5.0
Carbon tetrachloride	ug/L	<5.0	<5.0	<5.0	<5.0	<5.0	<5.0	<5.0	<5.0
Carbon Disulfide	ug/L	<5.0	<5.0	<5.0	<5.0	<5.0	<5.0	<5.0	<5.0
Chlorobenzene	ug/L	**230**	**100**	**220**	**22**	**33**	**19**	**18**	**14**
Chloroethane	ug/L	<10	<10	<10	<10	<10	<10	<10	<10
Chloroform	ug/L	<5.0	<5.0	<5.0	<5.0	<5.0	<5.0	<5.0	<5.0
Chloromethane	ug/L	<5.0	<5.0	<5.0	<5.0	<5.0	<5.0	<5.0	<5.0
cis-1,2-Dichloroethene	ug/L	<5.0	<5.0	<5.0	<5.0	<5.0	<5.0	<5.0	<5.0
Cyclohexane	ug/L	<5.0	<5.0	<5.0	<5.0	<5.0	<5.0	<5.0	<5.0
Ethylbenzene	ug/L	<5.0	<5.0	<5.0	<5.0	<5.0	<5.0	<5.0	<5.0
Isobutyl Alcohol	ug/L	<200	<200	<200	<200	<200	<200	<200	<200
Isopropylbenzene	ug/L	<5.0	<5.0	<5.0	<5.0	<5.0	<5.0	<5.0	<5.0
Methylene Chloride	ug/L	<5.0	<5.0	<5.0	<5.0	<5.0	<5.0	<5.0	<5.0
Naphthalene (VOC)	ug/L	<5.0	<5.0	<5.0	<5.0	<5.0	<5.0	<5.0	<5.0
Styrene	ug/L	<5.0	<5.0	<5.0	<5.0	<5.0	<5.0	<5.0	<5.0
Tetrachloroethene	ug/L	<5.0	<5.0	<5.0	<5.0	<5.0	<5.0	<5.0	<5.0
Tetrahydrofuran	ug/L	<10	<10	<10	<10	<10	<10	<10	<10
Toluene	ug/L	<5.0	<5.0	<5.0	<5.0	<5.0	<5.0	<5.0	<5.0
trans-1,2-Dichloroethene	ug/L	<5.0	<5.0	<5.0	<5.0	<5.0	<5.0	<5.0	<5.0
Trichloroethene	ug/L	<5.0	<5.0	<5.0	<5.0	<5.0	<5.0	<5.0	<5.0
Trichlorofluoromethane	ug/L	<5.0	<5.0	<5.0	<5.0	<5.0	<5.0	<5.0	<5.0
Vinyl chloride	ug/L	<2.0	<2.0	<2.0	<2.0	<2.0	<2.0	<2.0	<2.0
Xylenes, Total	ug/L	<5.0	<5.0	<5.0	<5.0	<5.0	<5.0	<5.0	<5.0
Total VOCs	ug/L	**237.2**	**100**	**226.8**	**22**	**33**	**19**	**18**	**14**

Notes
ug/L = micrograms per liter
<5.0 = constituent not detected above laboratory quantitation limit
Bolded concentrations are postive detection of constituents
VOCs = volatile organic compounds analyzed by USEPA method 8260B
BDL = below detection limit (below laboratory quantitation limit)

Prepared by: MHA 1/31/2018
Checked by: RNQ 2/19/2018

TABLE 6: SUMMARY OF HOURS INVOICED AND DESCRIPTION OF SERVICES FOR DOCUMENTATION OF PE DIRECT OVERSIGHT FOR VOLUNTARY REMEDIATION PROGRAM ACTIVITIES

	Hours Invoiced	Billing Period	Invoice #	Description of Services
Gregory J. Wrenn, P.E.	13.5	7/22/2017-8/1/2017	H09100502	Finalized and submitted VRP Status Report No. 11. Finalized and submitted land disturbance permit application. Finalized and submitted pre-construction notification for USACE. Prepared stream buffer variance application. Initiated evaluation of additional surficial soil investigation and ecological risk assessment for Type 5 soil remedy.
Total Project Hours for Billing Period	91.2		8/24/2017	
Gregory J. Wrenn, P.E.	12.0	8/19/2017-9/22/2017	H09100654	Submitted stream buffer variance application to EPD. Prepared stream buffer variance application for City of Atlanta. Paid permit application fees for City of Atlanta land disturbance permit. Review and comment on draft VRP consent order. Evaluated scope and costing of additional surficial soil investigation and ecological risk assessment for Type 5 soil remedy.
Total Project Hours for Billing Period	50.8		10/9/2017	
Gregory J. Wrenn, P.E.	2.5	9/23/2017-10/20/2017	H09100704	Submitted stream buffer variance application to City of Atlanta. Provided comments on draft VRP consent order.
Total Project Hours for Billing Period	11.5		10/26/2017	
Gregory J. Wrenn, P.E.	4.5	10/21/2017-11/17/2017	H09100840	Coordinated field team and laboratory for second semi-annual 2017 sampling event. Conducted second semi-annual groundwater and surface water sampling event in November 2017, including additional VOC sampling and analysis to evaluate impacts from M&J Solvents site. Received City of Atlanta approval of stream buffer variance for construction of surficial PRB.
Total Project Hours for Billing Period	274.2		12/5/2017	
Gregory J. Wrenn, P.E.	4.0	11/18/2017-12/29/2017	H09100932	Data management and data evaluation of November 2017 sampling event groundwater and surface water results. Initial preparation of February 2018 VRP Status Report No. 12.
Total Project Hours for Billing Period	21.8		1/9/2018	
Gregory J. Wrenn, P.E.	5.0	12/30/2017 to 1/26/2018	H09101002	Preparation of the February 2018 VRP Status Report No.12 and data evaluation. Coordinated surficial soil investigation and ecological risk assessment for Type 5 soil remedy.
Total Project Hours for Billing Period	32.2		2/5/2018	
Total Hours for PE Gregory J. Wrenn	**41.5**			
Total Project Hours	**481.7**			

FIGURES

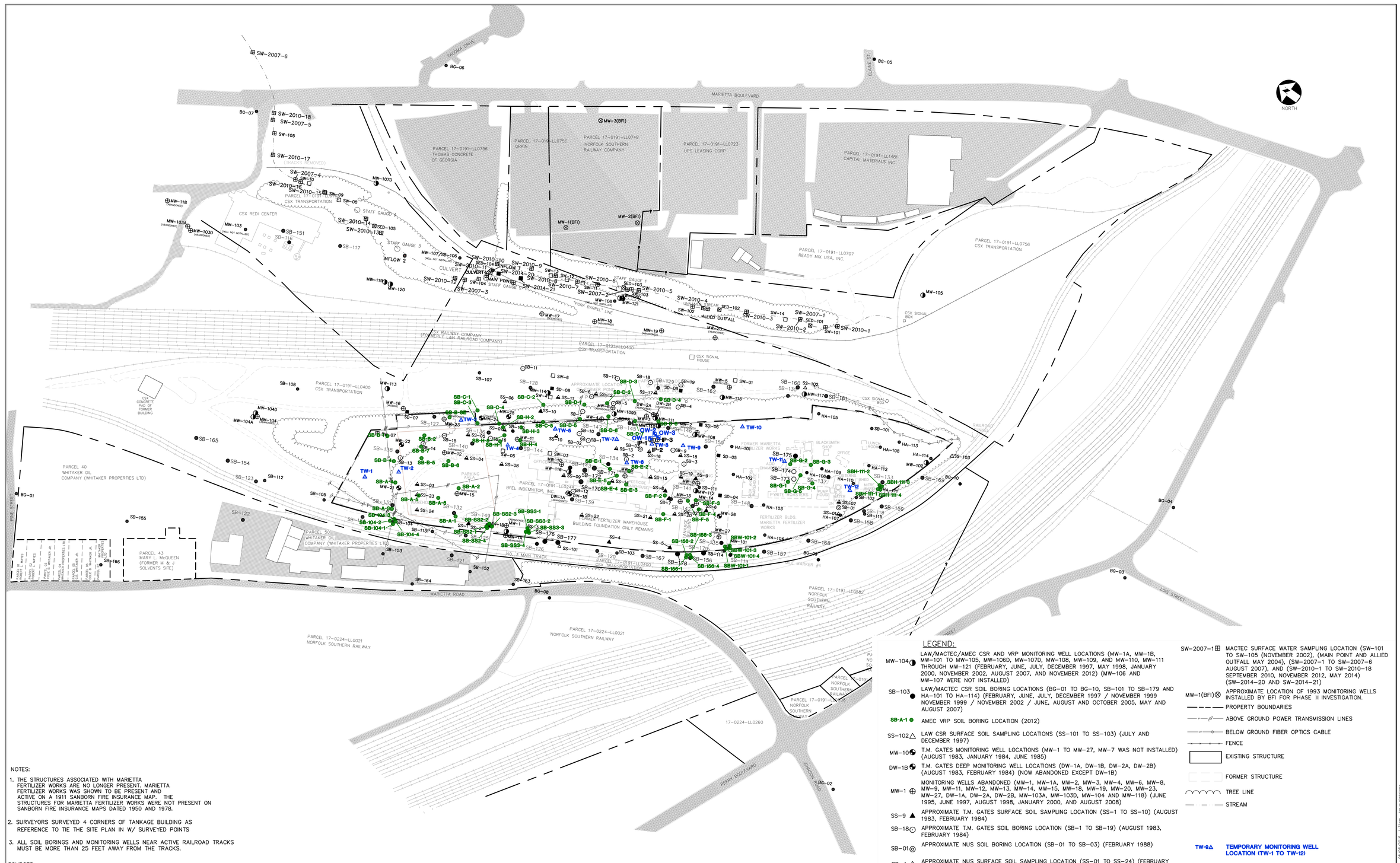

NOTES:

1. THE STRUCTURES ASSOCIATED WITH MARIETTA FERTILIZER WORKS ARE NO LONGER PRESENT. MARIETTA FERTILIZER WORKS WAS SHOWN TO BE PRESENT AND ACTIVE ON A 1911 SANBORN FIRE INSURANCE MAP. THE STRUCTURES FOR MARIETTA FERTILIZER WORKS WERE NOT PRESENT ON SANBORN FIRE INSURANCE MAPS DATED 1950 AND 1978.
2. SURVEYORS SURVEYED 4 CORNERS OF TANKAGE BUILDING AS REFERENCE TO TIE THE SITE PLAN IN W/ SURVEYED POINTS
3. ALL SOIL BORINGS AND MONITORING WELLS NEAR ACTIVE RAILROAD TRACKS MUST BE MORE THAN 25 FEET AWAY FROM THE TRACKS.

SOURCES:

1. T.M. GATES REPORTS 1986
2. NUS CORPORATION SITE INVESTIGATION REPORT, AUGUST 1988.
3. TOPOGRAPHIC SURVEY MAP PREPARED FOR BFEL BY TRAVIS PRUITT AND ASSOCIATES, DECEMBER 19, 1989.
4. AERIAL PHOTOGRAPH AND COMPOSITE PLAT BY BLUE RIDGE ENGINEERING, DECEMBER 10, 1996.
5. BOUNDARY SURVEY BY W.L. JORDEN AND COMPANY, APRIL 2, 1997. LAW CSR SOIL BORINGS AND MONITORING WELLS SURVEYED BY W.L. JORDEN IN 1997, 1998, 1999, AND 2000.
6. MARIETTA FERTILIZER WORKS STRUCTURES FROM SANBORN FIRE INSURANCE MAP 1911.
7. MACTEC/LAW CSR SOIL BORINGS AND MONITORING WELLS (2002–2007) AND SURFACE WATER LOCATIONS SURVEYED BY MACTEC ENGINEERING AND CONSULTING INC.
8. PROPERTY OWNERS SHOWN ARE BASED ON 1996 FULTON COUNTY TAX RECORDS
9. WHITAKER AND MARY L. McQUEEN PROPERTY BOUNDARIES WERE REVISED AND ARE APPROXIMATE AND ARE BASED ON FULTON COUNTY BOARD OF ASSESSORS RECORDS 2004–2005 AT www.fultonassessor.org

CADD NOTE: DRAWING XREFS ROTATED @ 0,0; 55° FROM SURVEY FILE COORDINATE POSITION.

SCALE IN FEET
0 100 200

LEGEND:

- MW-104 ◑ LAW/MACTEC/AMEC CSR AND VRP MONITORING WELL LOCATIONS (MW-1A, MW-1B, MW-101 TO MW-105, MW-106D, MW-107D, MW-108, MW-109, AND MW-110, MW-111 THROUGH MW-121 (FEBRUARY, JUNE, JULY, DECEMBER 1997, MAY 1998, JANUARY 2000, NOVEMBER 2002, AUGUST 2007, AND NOVEMBER 2012) (MW-106 AND MW-107 WERE NOT INSTALLED)
- SB-103 ● LAW/MACTEC CSR SOIL BORING LOCATIONS (BG-01 TO BG-10, SB-101 TO SB-179 AND HA-101 TO HA-114) (FEBRUARY, JUNE, JULY, DECEMBER 1997 / NOVEMBER 1999 NOVEMBER 1999 / NOVEMBER 2002 / JUNE, AUGUST AND OCTOBER 2005, MAY AND AUGUST 2007)
- SB-A-1 ● AMEC VRP SOIL BORING LOCATION (2012)
- SS-102 △ LAW CSR SURFACE SOIL SAMPLING LOCATIONS (SS-101 TO SS-103) (JULY AND DECEMBER 1997)
- MW-10 ◔ T.M. GATES MONITORING WELL LOCATIONS (MW-1 TO MW-27, MW-7 WAS NOT INSTALLED) (AUGUST 1983, JANUARY 1984, JUNE 1985)
- DW-1B ◔ T.M. GATES DEEP MONITORING WELL LOCATIONS (DW-1A, DW-1B, DW-2A, DW-2B) (AUGUST 1983, FEBRUARY 1984) (NOW ABANDONED EXCEPT DW-1B)
- MW-1 ⊕ MONITORING WELLS ABANDONED (MW-1, MW-1A, MW-2, MW-3, MW-4, MW-6, MW-8, MW-9, MW-11, MW-12, MW-13, MW-14, MW-15, MW-18, MW-19, MW-20, MW-23, MW-27, DW-1A, DW-2A, DW-2B, MW-103A, MW-103D, MW-104 AND MW-118) (JUNE 1995, JUNE 1997, AUGUST 1998, JANUARY 2000, AND AUGUST 2008)
- SS-9 ▲ APPROXIMATE T.M. GATES SURFACE SOIL SAMPLING LOCATION (SS-1 TO SS-10) (AUGUST 1983, FEBRUARY 1984)
- SB-18 ⊙ APPROXIMATE T.M. GATES SOIL BORING LOCATION (SB-1 TO SB-19) (AUGUST 1983, FEBRUARY 1984)
- SB-01 ◎ APPROXIMATE NUS SOIL BORING LOCATION (SB-01 TO SB-03) (FEBRUARY 1988)
- SS-4 ▲ APPROXIMATE NUS SURFACE SOIL SAMPLING LOCATION (SS-01 TO SS-24) (FEBRUARY 1988)
- SD-4 ■ APPROXIMATE NUS SEDIMENT SAMPLING LOCATION (SD-01 TO SD-03 OFF-SITE, SD-04 TO SD-09 ON-SITE) (FEBRUARY 1988)
- SW-4 □ APPROXIMATE T.M. GATES SURFACE WATER SAMPLING LOCATION (SW-01 TO SW-14 ON-SITE, SW-15 TO SW-17 OFF-SITE) (APRIL 1985)
- ○ STAFF GAUGE
- SED-101 ⊠ MACTEC SEDIMENT SAMPLING LOCATION (SED-101 TO SED-105 AND APPROXIMATE LOCATION OF MAIN POINT) (JANUARY 2000 AND MAY 2004)
- SW-2007-1 ⊞ MACTEC SURFACE WATER SAMPLING LOCATION (SW-101 TO SW-105 (NOVEMBER 2002), (MAIN POINT AND ALLIED OUTFALL MAY 2004), (SW-2007-1 TO SW-2007-6 AUGUST 2007), AND (SW-2010-1 TO SW-2010-18 SEPTEMBER 2010, NOVEMBER 2012, MAY 2014) (SW-2014-20 AND SW-2014-21)
- MW-1(BFI) ⊗ APPROXIMATE LOCATION OF 1993 MONITORING WELLS INSTALLED BY BFI FOR PHASE II INVESTIGATION.
- PROPERTY BOUNDARIES
- ABOVE GROUND POWER TRANSMISSION LINES
- BELOW GROUND FIBER OPTICS CABLE
- FENCE
- EXISTING STRUCTURE
- FORMER STRUCTURE
- TREE LINE
- STREAM
- TW-9 △ **TEMPORARY MONITORING WELL LOCATION (TW-1 TO TW-12)**
- OW-3 ⊠ **OBSERVATION WELL FOR INJECTION PILOT STUDY (OW-1 - OW-3)**
- IP-3 ⊙ **INJECTION POINT**
- ● **APPROXIMATE LOCATION INFLOW SAMPLES**

REV	DATE	BY	SUB	APP	DESCRIPTION

DESIGNED R. QUINN
DRAWN T. GLADSTONE
CHECKED G. WRENN
IN CHARGE G. WRENN
DATE 8/4/2014

FORMER ESTECH GENERAL CHEMICALS SITE
ATLANTA, GEORGIA

AMEC FOSTER WHEELER
ENVIRONMENT & INFRASTRUCTURE, INC.
1075 BIG SHANTY ROAD, NW, SUITE 100
KENNESAW, GEORGIA 30144 (770) 421-3400

amec foster wheeler

SOIL AND GROUNDWATER SAMPLING LOCATIONS

SCALE: AS SHOWN
CONTRACT: 6122-08-0154
DWG. NO.: 1
REV:
PAGE NO.:

J:\BFEL ATLANTA\JULY 2015\SSS AND GW SAMP. LOC-1.dwg - Layout1 - 08/05/2015 - 1:31pm - tonya.gladstone

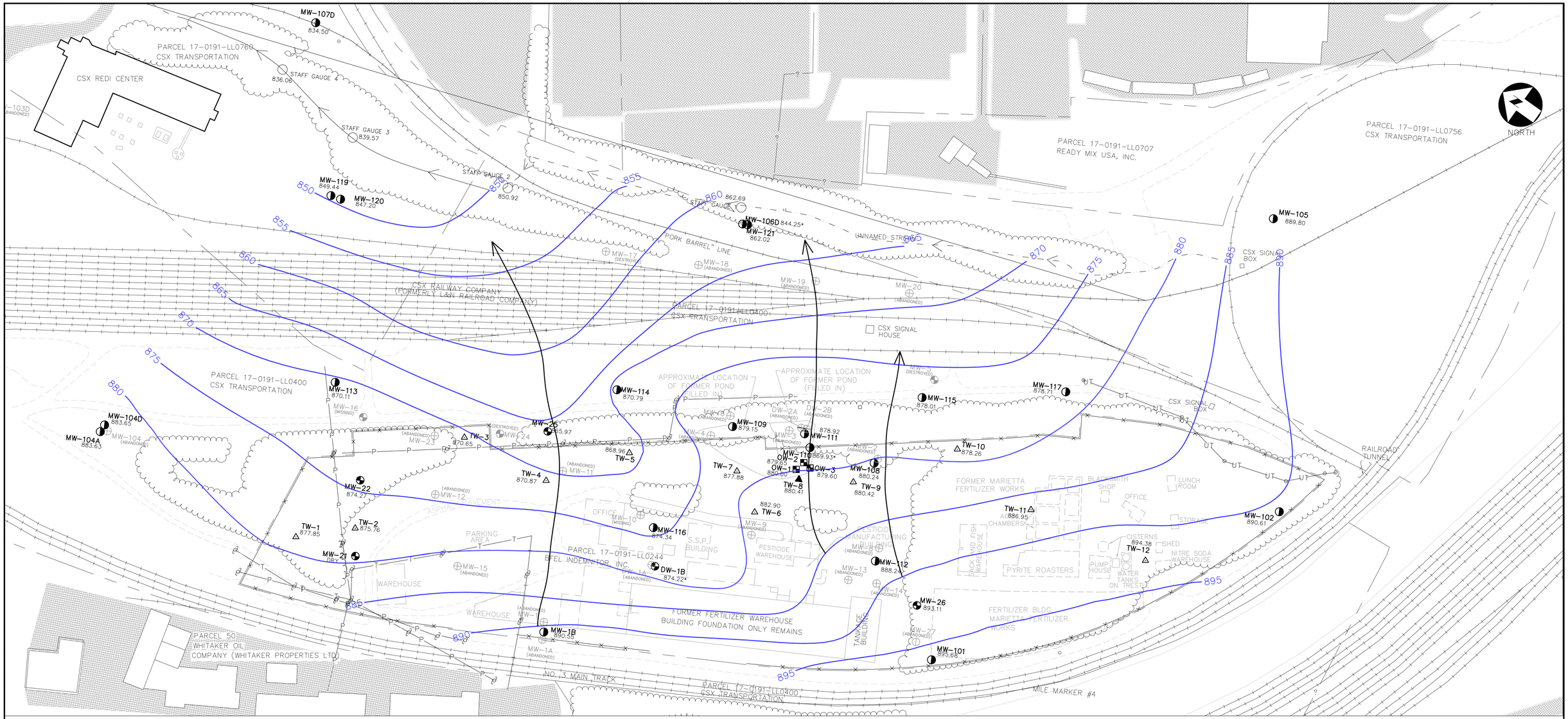

NOTES:

1. THE STRUCTURES ASSOCIATED WITH MARIETTA FERTILIZER WORKS ARE NO LONGER PRESENT. MARIETTA FERTILIZER WORKS WAS SHOWN TO BE PRESENT AND ACTIVE ON A 1911 SANBORN FIRE INSURANCE MAP. THE STRUCTURES FOR MARIETTA FERTILIZER WORKS WERE NOT PRESENT ON SANBORN FIRE INSURANCE MAPS DATED 1950 AND 1978.
2. SURVEYORS SURVEYED 4 CORNERS OF TANKAGE BUILDING AS REFERENCE TO TIE THE SITE PLAN IN W/ SURVEYED POINTS.
3. ALL SOIL BORINGS AND MONITORING WELLS NEAR ACTIVE RAILROAD TRACKS MUST BE AT LEAST 25 FEET AWAY FROM THE TRACKS.

SOURCES:

1. T.M. GATES REPORTS 1986
2. NUS CORPORATION SITE INVESTIGATION REPORT, AUGUST 1988.
3. TOPOGRAPHIC SURVEY MAP PREPARED FOR BFEL BY TRAVIS PRUITT AND ASSOCIATES, DECEMBER 19, 1989.
4. AERIAL PHOTOGRAPH AND COMPOSITE PLAT BY BLUE RIDGE ENGINEERING, DECEMBER 10, 1996.
5. BOUNDARY SURVEY BY W.L. JORDEN AND COMPANY, APRIL 2, 1997. LAW CSR SOIL BORINGS AND MONITORING WELLS SURVEYED BY W.L. JORDEN IN 1997, 1998, 1999, AND 2000.
6. MARIETTA FERTILIZER WORKS STRUCTURES FROM SANBORN FIRE INSURANCE MAP 1911.
7. AMEC/MACTEC/LAW CSR AND VRP SOIL BORINGS AND MONITORING WELLS (2002–2012) AND SURFACE WATER LOCATIONS SURVEYED BY MACTEC ENGINEERING AND CONSULTING INC. AND AMEC.
8. PROPERTY OWNERS SHOWN ARE BASED ON 1996 FULTON COUNTY TAX RECORDS.
9. WHITAKER AND MARY L. McQUEEN PROPERTY BOUNDARIES WERE REVISED AND ARE APPROXIMATE AND ARE BASED ON FULTON COUNTY BOARD OF ASSESSORS RECORDS 2004–2005 AT www.fultonassessor.org

CADD NOTE: DRAWING XREFS ROTATED @ 0,0; 55° FROM SURVEY FILE COORDINATE POSITION.

LEGEND:

MW-104 — LAW/MACTEC/AMEC/ CSR AND VRP MONITORING WELL LOCATIONS (MW-1A, MW-1B, MW-101 TO MW-105, MW-106D, MW-107D, MW-108, MW-109, AND MW-110, MW-111 THROUGH MW-121 (FEBRUARY, JUNE, JULY, DECEMBER 1997, MAY 1998, JANUARY 2000, NOVEMBER 2002, AND AUGUST 2007, AND NOVEMBER–DECEMBER 2012, (MW-106 AND MW-107 WERE NOT INSTALLED)

MW-10 — T.M. GATES MONITORING WELL LOCATIONS (MW-1 TO MW-27, MW-7 WAS NOT INSTALLED) (AUGUST 1983, JANUARY 1984, JUNE 1985)

DW-1B — T.M. GATES DEEP MONITORING WELL LOCATIONS (DW-1A, DW-1B, DW-2A, DW-2B) (AUGUST 1983, FEBRUARY 1984)

TW-10 — TEMPORARY MONITORING WELL LOCATIONS (TW-1 THROUGH TW-12) (MAY 2012) AND (OW-1 THROUGH OW-3) (JANUARY 2013)

MW-19 — MONITORING WELLS ABANDONED (MW-1, MW-1A, MW-2, MW-3, MW-4, MW-6, MW-8, MW-9, MW-11, MW-12, MW-13, MW-14, MW-15, MW-18, MW-19, MW-20, MW-23, MW-27, DW-1A, DW-2A, DW-2B, AND MW-104) (JUNE 1995, JUNE 1997, AUGUST 1998, JANUARY 2000, AUGUST 2007). MW-103A, MW-103D AND MW-118 ABANDONED BY CSX, FEBRUARY 2008.

- EXISTING STRUCTURE
- FORMER STRUCTURE
- TREE LINE
- STREAM
- 890 — POTENTIOMETRIC SURFACE CONTOUR (FEET, NGVD)
- INTERPRETED GROUND-WATER FLOW DIRECTION
- 896.54 — GROUNDWATER ELEVATION (FEET, NGVD)
- * 871.78 — GROUNDWATER ELEVATIONS IN WELLS NOT USED TO CALCULATE POTENTIOMETRIC SURFACE
- STREAM GAUGE
- PROPERTY BOUNDARIES
- ABOVEGROUND POWER TRANSMISSION LINES
- BELOWGROUND FIBER OPTICS CABLE
- FENCE

SCALE IN FEET
0 100 200

© COPYRIGHT 2018 AMEC

DESIGNED	M. ANDREWS
DRAWN	T. GLADSTONE
CHECKED	R. QUINN
IN CHARGE	G. WRENN
DATE	2/19/2018

FORMER ESTECH GENERAL CHEMICALS SITE

ATLANTA, GEORGIA

AMEC FOSTER WHEELER
ENVIRONMENT & INFRASTRUCTURE, INC.
1075 BIG SHANTY ROAD, NW, SUITE 100
KENNESAW, GEORGIA 30144 (770) 421-3400

amec foster wheeler

POTENTIOMETRIC SURFACE OCTOBER 2017

SCALE	AS SHOWN
CONTRACT	6122-08-0154
DWG. NO.	FIG. 2
REV	
PAGE NO.	

J:\BFEL ATLANTA\JAN 2018\POTMAP_OCTOBER 2017.dwg — Layout1 02/20/2018 10:56am tonys.gladstone

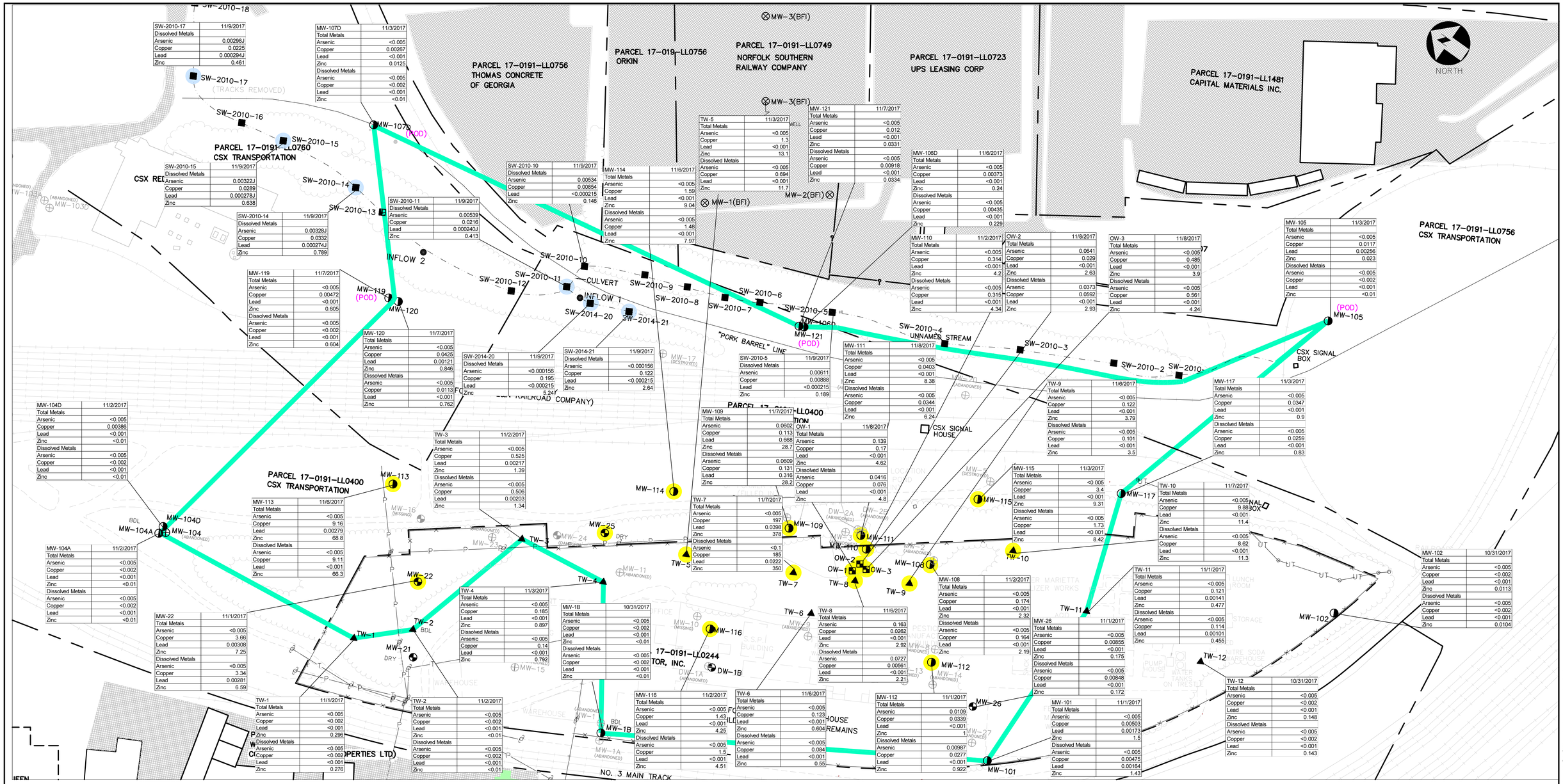

LEGEND:

LAW/MACTEC/AMEC CSR AND VRP MONITORING WELL LOCATIONS (MW-1A, MW-1B, MW-101 TO MW-105, MW-104A, MW-104D, MW-106D, MW-107D, MW-108, MW-109, AND MW-110, MW-111 THROUGH MW-121 (FEBRUARY, JUNE, JULY, DECEMBER 1997, MAY 1998, JANUARY 2000, NOVEMBER 2002, AUGUST 2007, AND NOVEMBER 2012) (MW-106 AND MW-107 WERE NOT INSTALLED)

MW-104 — MW-10 — DW-1B — MW-1 — TW-1

T.M. GATES MONITORING WELL LOCATIONS (MW-1 TO MW-27, MW-7 WAS NOT INSTALLED) (AUGUST 1983, JANUARY 1984, JUNE 1985)

T.M. GATES DEEP MONITORING WELL LOCATIONS (DW-1A, DW-1B, DW-2A, DW-2B) (AUGUST 1983, FEBRUARY 1984)

MONITORING WELLS ABANDONED (MW-1, MW-1A, MW-2, MW-3, MW-4, MW-6, MW-8, MW-9, MW-11, MW-12, MW-13, MW-14, MW-15, MW-18, MW-19, MW-20, MW-23, MW-27, DW-1A, DW-2A, DW-2B, AND MW-104) (JUNE 1995, JUNE 1997, AUGUST 1998, JANUARY 2000, AND AUGUST 2007)
CSX ABANDONED WELLS MW-103A, MW-103D AND MW-118

TEMPORARY WELLS (MAY 2012)

INFLOW 1 — SEEP ALONG STREAM

SW-2010-1 — MACTEC/AMEC SURFACE WATER SAMPLING LOCATIONS (SW-2010-1 TO SW-2010-18, SW-2014-20 AND SW-2014-21)

MW-1(BFI) — APPROXIMATE LOCATION OF MONITORING WELLS INSTALLED FOR 1993 PHASE II INVESTIGATION.

(POD) — POINT OF DEMONSTRATION WELL

ARSENIC, LEAD, COPPER, AND ZINC IN GROUNDWATER ARE DELINEATED PER THE VRP DELINEATION CRITERIA 12-8-108(E) DEFAULT RESIDENTIAL CLEANUP STANDARDS (TYPE I RRS)

ARSENIC	0.01 MG/L
LEAD	0.015 MG/L
COPPER	1.3 MG/L
ZINC	2 MG/L

HORIZONTAL DELINEATION OF GROUND-WATER CONTAMINATION BASED ON TYPE I RRS

PROPERTY BOUNDARIES

ABOVEGROUND POWER TRANSMISSION LINES

BELOWGROUND FIBER OPTICS CABLE

FENCE

EXISTING STRUCTURE

FORMER STRUCTURE

TREE LINE

STREAM

NA — CONSTITUENT NOT ANALYZED

ALL CONCENTRATIONS EXPRESSED IN MILLIGRAMS PER LITER (mg/L)

GROUNDWATER CONCENTRATION IS GREATER THAN TYPE I RRS

SURFACE WATER CONCENTRATION IS GREATER THAN GEORGIA INSTREAM WATER QUALITY CRITERIA FOR AQUATIC RECEPTORS (COPPER OR ZINC)

OBSERVATION WELL FOR PILOT INJECTION STUDY

BDL — BELOW DETECTION LIMIT

SCALE IN FEET
0 100 200

© COPYRIGHT 2018 AMEC

DESIGNED	M. ANDREWS
DRAWN	T. GLADSTONE
CHECKED	R. QUINN
IN CHARGE	G. WRENN
DATE	2/19/2018

FORMER ESTECH GENERAL CHEMICALS SITE

ATLANTA, GEORGIA

AMEC FOSTER WHEELER
ENVIRONMENT & INFRASTRUCTURE, INC.
1075 BIG SHANTY ROAD, NW, SUITE 100
KENNESAW, GEORGIA 30144 (770) 421-3400

amec foster wheeler

DISTRIBUTION AND DELINEATION OF ARSENIC, LEAD, COPPER AND ZINC DETECTED IN GROUND WATER

SCALE	AS SHOWN
CONTRACT	6122-08-0154
DWG. NO.	3
REV	
PAGE NO	

J:\BFEL ATLANTA\DECEMBER 2017\DELINEATION OF LEAD COPPER ZINC.dwg - Layout1 02/20/2018 1:04pm tonya.gladstone

SW-2010-17	11/9/2017
alpha-BHC	0.000081
beta-BHC	0.0002
delta-BHC	0.000068
gamma-BHC (Lindane)	0.000039J

SW-2010-15	11/9/2017
alpha-BHC	0.0001
beta-BHC	0.00027
delta-BHC	0.000088
gamma-BHC (Lindane)	0.000044J

SW-2010-14	11/9/2017
alpha-BHC	0.00012
beta-BHC	0.00029
delta-BHC	0.00012
gamma-BHC (Lindane)	0.00004J

SW-2010-11	11/9/2017
alpha-BHC	0.000049J
beta-BHC	0.000057
delta-BHC	0.000038J
gamma-BHC (Lindane)	0.000032J

SW-2010-10	11/9/2017
alpha-BHC	0.00005
beta-BHC	0.000047J
delta-BHC	0.00004J
gamma-BHC (Lindane)	0.000028J

MW-106D	11/6/2017
alpha-BHC	0.0062
beta-BHC	0.002
delta-BHC	0.006
gamma-BHC (Lindane)	0.004

SW-2010-5	11/9/2017
alpha-BHC	0.000022J
beta-BHC	0.000048J

MW-119	11/7/2017
alpha-BHC	0.0006
beta-BHC	0.00058
gamma-BHC (Lindane)	0.00011

MW-120	11/7/2017
alpha-BHC	0.0014
beta-BHC	0.002
delta-BHC	0.0014
gamma-BHC (Lindane)	0.00021

SW-2014-20	11/9/2017
alpha-BHC	0.00024
beta-BHC	0.0016
delta-BHC	0.0002
gamma-BHC (Lindane)	0.00013
dieldrin	0.000033J

SW-2014-21	11/9/2017
alpha-BHC	0.00015
beta-BHC	0.0012
delta-BHC	0.00017
gamma-BHC (Lindane)	0.00007
dieldrin	0.000026J

MW-121	11/7/2017
alpha-BHC	0.00023
beta-BHC	0.0003
gamma-BHC (Lindane)	0.00013

MW-110	11/2/2017
alpha-BHC	0.00099
beta-BHC	0.00031
delta-BHC	0.0016
gamma-BHC (Lindane)	0.0012

MW-111	11/8/2017
alpha-BHC	0.02
beta-BHC	0.0062
delta-BHC	0.051
gamma-BHC (Lindane)	0.021
dieldrin	0.00015

MW-108	11/2/2017
alpha-BHC	0.0029
beta-BHC	0.00093
delta-BHC	0.00093
gamma-BHC (Lindane)	0.0002

MW-115	11/3/2017
alpha-BHC	0.00033
beta-BHC	0.0062
delta-BHC	0.0071
gamma-BHC (Lindane)	0.0011
dieldrin	0.00017

MW-113	11/6/2017
alpha-BHC	0.00021
beta-BHC	0.00036
delta-BHC	0.000096
gamma-BHC (Lindane)	0.00016

MW-114	11/6/2017
alpha-BHC	0.00033
beta-BHC	0.002
delta-BHC	0.00013
gamma-BHC (Lindane)	0.00017

MW-109	11/7/2017
alpha-BHC	0.031
beta-BHC	0.0042
delta-BHC	0.0046
gamma-BHC (Lindane)	0.019

OW-3	11/8/2017
delta-BHC	0.0094

TW-09	11/6/2017
alpha-BHC	0.014
beta-BHC	0.0062
delta-BHC	0.0071
gamma-BHC (Lindane)	0.0011
dieldrin	0.00017

MW-22	11/1/2017
alpha-BHC	0.00011
beta-BHC	0.00028
gamma-BHC (Lindane)	0.00014

TW-03	11/2/2017
alpha-BHC	0.0015
beta-BHC	0.0012
delta-BHC	0.00038
gamma-BHC (Lindane)	0.00063

OW-2	11/8/2017
alpha-BHC	0.036
beta-BHC	0.0068
delta-BHC	0.13
gamma-BHC (Lindane)	0.047

TW-07	11/7/2017
4,4'-DDE	0.00023
alpha-BHC	0.0006
beta-BHC	0.0022
gamma-BHC (Lindane)	0.00043

TW-04	11/3/2017
beta-BHC	0.003

TW-05	11/3/2017
alpha-BHC	0.000075
beta-BHC	0.00068
gamma-BHC (Lindane)	0.000096

TW-06	11/6/2017
alpha-BHC	0.000088
beta-BHC	0.00074
gamma-BHC (Lindane)	0.00006

MW-116	11/2/2017
beta-BHC	0.00021

OW-1	11/8/2017
4,4'-DDD	0.00018
alpha-BHC	0.016
delta-BHC	0.019
gamma-BHC (Lindane)	0.0056

MW-112	11/1/2017
alpha-BHC	0.00033
beta-BHC	0.00083
delta-BHC	0.000073
gamma-BHC (Lindane)	0.000054

TW-12	10/31/2017
alpha-BHC	0.000092

TW-01	11/1/2017
4,4'-DDD	0.00057
4,4'-DDE	0.00071
4,4'-DDT	0.00048
alpha-BHC	0.00011
beta-BHC	0.00067
delta-BHC	0.00011

TW-08	11/6/2017
alpha-BHC	0.36
beta-BHC	0.045
delta-BHC	0.11
gamma-BHC (Lindane)	0.15
alpha-chlordane	0.00028
dieldrin	0.0029
gamma-Chlordane	0.00085

MW-26	11/1/2017
beta-BHC	0.00046
delta-BHC	0.000056

LEGEND:

MW-104 ◑ LAW/MACTEC/AMEC CSR AND VRP MONITORING WELL LOCATIONS (MW-1A, MW-1B, MW-101 TO MW-105, MW-104A, MW-104D, MW-106D, MW-107D, MW-108, MW-109, AND MW-110, MW-111 THROUGH MW-121 (FEBRUARY, JUNE, JULY, DECEMBER 1997, MAY 1998, JANUARY 2000, NOVEMBER 2002, AUGUST 2007, AND NOVEMBER 2012) (MW-106 AND MW-107 WERE NOT INSTALLED)

MW-10 ◔ T.M. GATES MONITORING WELL LOCATIONS (MW-1 TO MW-27, MW-7 WAS NOT INSTALLED) (AUGUST 1983, JANUARY 1984, JUNE 1985)

DW-1B ◔ T.M. GATES DEEP MONITORING WELL LOCATIONS (DW-1A, DW-1B, DW-2A, DW-2B) (AUGUST 1983, FEBRUARY 1984)

MW-1 ⊕ MONITORING WELLS ABANDONED (MW-1, MW-1A, MW-2, MW-3, MW-4, MW-6, MW-8, MW-9, MW-11, MW-12, MW-13, MW-14, MW-15, MW-18, MW-19, MW-20, MW-23, MW-27, DW-1A, DW-2A, DW-2B, AND MW-104) (JUNE 1995, JUNE 1997, AUGUST 1998, JANUARY 2000, AND AUGUST 2007)
CSX ABANDONED WELLS MW-103A, MW-103D AND MW-118

INFLOW 1 ● SEEP ALONG STREAM

SW-2010-1 ■ MACTEC/AMEC SURFACE WATER SAMPLING LOCATIONS (SW-2010-1 TO SW-2010-18, SW-2014-20 AND SW-2014-21)

MW-1(BFI) ⊗ APPROXIMATE LOCATION OF MONITORING WELLS INSTALLED FOR 1993 DUE PHASE II INVESTIGATION.

TW-1 ▲ TEMPORARY WELLS (MAY 2012)

POD POINT OF DEMONSTRATION WELL

BDL BELOW DETECTION LIMIT

PROPERTY BOUNDARIES

ABOVEGROUND POWER TRANSMISSION LINES

BELOWGROUND FIBER OPTICS CABLE

FENCE

EXISTING STRUCTURE

FORMER STRUCTURE

TREE LINE

STREAM

PESTICIDES, IN GROUND WATER ARE DELINEATED PER THE VRP DELINEATION CRITERIA 12-8-108(E) DEFAULT RESIDENTIAL CLEANUP STANDARDS (TYPE I RRS).

GROUNDWATER CONCENTRATION IS GREATER THAN TYPE I RRS

SURFACE WATER CONCENTRATION IS GREATER THAN GEORGIA INSTREAM WATER QUALITY CRITERIA (HUMAN HEALTH) (ALPHA AND BETA BHC)

HORIZONTAL DELINEATION OF GROUNDWATER CONTAMINATION BASED ON TYPE I RRS

OBSERVATION WELL FOR PILOT INJECTION STUDY

ALL CONCENTRATIONS EXPRESSED IN MILLIGRAMS PER LITER (mg/L)

SCALE IN FEET
0 100 200

© COPYRIGHT 2018 AMEC

DESIGNED	M. ANDREWS
DRAWN	T. GLADSTONE
CHECKED	R. QUINN
IN CHARGE	G. WRENN
DATE	2/19/2018

FORMER ESTECH GENERAL CHEMICALS SITE

ATLANTA, GEORGIA

AMEC FOSTER WHEELER
ENVIRONMENT & INFRASTRUCTURE, INC.
1075 BIG SHANTY ROAD, NW, SUITE 100
KENNESAW, GEORGIA 30144 (770) 421-3400

amec foster wheeler

DISTRIBUTION AND DELINEATION OF PESTICIDES DETECTED IN GROUND WATER

SCALE	AS SHOWN
CONTRACT	6122-08-0154
DWG. NO.	4
REV	
PAGE NO.	

J:\BFEL ATLANTA\DECEMBER 2017\DISTRIBUTION AND DELIN OF PESTICIDES.dwg - Layout1 02/20/2018 2:23pm tonya.gladstone

SW-2010-17	11/9/2017
Sulfate	48
Nitrate as N	0.83

MW-107D	11/3/2017
Sulfate	92
Nitrate as N	2.2

SW-2010-10	11/9/2017
Sulfate	37
Nitrate as N	0.49

SW-2010-15	11/9/2017
Sulfate	59
Nitrate as N	1

SW-2010-14	11/9/2017
Sulfate	64
Nitrate as N	1.1

SW-2010-11	11/9/2017
Sulfate	38
Nitrate as N	0.53

SW-2010-5	11/9/2017
Sulfate	39
Nitrate as N	0.54

MW-119	11/7/2017
Sulfate	66
Nitrate as N	<0.25

MW-120	11/7/2017
Sulfate	240
Nitrate as N	0.56

MW-106D	11/6/2017
Sulfate	310
Nitrate as N	0.8

MW-121	11/7/2017
Sulfate	60
Nitrate as N	0.9

SW-2014-20	11/9/2017
Sulfate	230
Nitrate as N	6.2

SW-2014-21	11/9/2017
Sulfate	40
Nitrate as N	0.56

MW-105	11/3/2017
Sulfate	180
Nitrate as N	0.36

MW-109	11/7/2017
Sulfate	1200
Nitrate as N	1.4

MW-110	11/2/2017
Sulfate	290
Nitrate as N	2.8

MW-114	11/6/2017
Sulfate	480
Nitrate as N	24

MW-111	11/8/2017
Sulfate	470
Nitrate as N	<0.25

OW-3	11/8/2017
Sulfate	890
Nitrate as N	0.36

MW-115	11/3/2017
Sulfate	590
Nitrate as N	0.66

MW-117	11/3/2017
Sulfate	120
Nitrate as N	4.1

MW-113	11/6/2017
Sulfate	890
Nitrate as N	2.8

TW-3	11/2/2017
Sulfate	530
Nitrate as N	1.9

MW-104D	11/2/2017
Sulfate	<1.0
Nitrate as N	<0.25

MW-104A	11/2/2017
Sulfate	85
Nitrate as N	<0.25

MW-22	11/1/2017
Sulfate	450
Nitrate as N	2.1

TW-4	11/3/2017
Sulfate	120
Nitrate as N	1.2

OW-2	11/8/2017
Sulfate	480
Nitrate as N	<0.25

OW-1	11/8/2017
Sulfate	370
Nitrate as N	<0.25

MW-108	11/2/2017
Sulfate	240
Nitrate as N	<0.25

TW-10	11/7/2017
Sulfate	410
Nitrate as N	2.2

TW-5	11/3/2017
Sulfate	480
Nitrate as N	23

TW-6	11/6/2017
Sulfate	260
Nitrate as N	34

TW-7	11/7/2017
Sulfate	3700
Nitrate as N	88

TW-8	11/6/2017
Sulfate	620
Nitrate as N	<0.25

TW-9	11/6/2017
Sulfate	260
Nitrate as N	0.39

TW-11	11/1/2017
Sulfate	150
Nitrate as N	5.3

MW-102	10/31/2017
Sulfate	60
Nitrate as N	2.5

TW-2	11/2/2017
Sulfate	76
Nitrate as N	5.9

MW-116	11/2/2017
Sulfate	430
Nitrate as N	34

MW-112	11/1/2017
Sulfate	250
Nitrate as N	2.1

MW-26	11/1/2017
Sulfate	260
Nitrate as N	3.1

TW-12	10/31/2017
Sulfate	68
Nitrate as N	2

TW-1	11/1/2017
Sulfate	51
Nitrate as N	<0.25

MW-1B	10/31/2017
Sulfate	28
Nitrate as N	6.8

MW-101	11/1/2017
Sulfate	70
Nitrate as N	19

PARCEL 17-0191-LL0756
THOMAS CONCRETE OF GEORGIA

PARCEL 17-019-LL0756
ORKIN

PARCEL 17-0191-LL0749
NORFOLK SOUTHERN RAILWAY COMPANY

PARCEL 17-0191-LL0723
UPS LEASING CORP

PARCEL 17-0191-LL1481
CAPITAL MATERIALS INC.

PARCEL 17-0191-LL0760
CSX TRANSPORTATION

PARCEL 17-0191-LL0707
READY MIX USA, INC.

PARCEL 17-0191-LL0400
CSX TRANSPORTATION

CSX RAILWAY COMPANY
(FORMERLY L&N RAILROAD COMPANY)

PARCEL 50
WHITAKER OIL COMPANY (WHITAKER PROPERTIES LTD)

PARCEL 43

BFEL INDEMNITOR, INC.

SW-2010-18
SW-2010-17
(TRACKS REMOVED)
SW-2010-16
SW-2010-15
SW-2010-14
SW-2010-13
SW-2010-12
SW-2010-11
SW-2010-10
SW-2010-9
SW-2010-8
SW-2010-7
SW-2010-6
SW-2010-5
SW-2010-4
SW-2010-3
SW-2010-2
SW-2010-1
SW-2014-20
SW-2014-21

MW-107D POD
MW-119 POD
MW-121 POD
MW-105 POD
MW-1B
MW-101
MW-102
MW-104D
MW-104
MW-104A
MW-103A (ABANDONED)
MW-103D (ABANDONED)
MW-118 (ABANDONED)
MW-120
MW-106D
MW-117
MW-113
MW-114
MW-109
MW-111
MW-110
MW-108
MW-115
MW-22
MW-24
MW-25 DRY
MW-21 DRY
MW-116
MW-112
MW-26
MW-3(BFI)
250' TO CENTER OF WELL
MW-1(BFI)
MW-2(BFI)
INFLOW 1
INFLOW 2
CULVERT
UNNAMED STREAM
CSX SIGNAL BOX
CSX SIGNAL HOUSE
CSX CONCRETE PAD OF FORMER BUILDING
APPROXIMATE LOCATION OF FORMER POND (FILLED IN)
FORMER FERTILIZER WAREHOUSE BUILDING FOUNDATION ONLY REMAINS
FORMER MARIETTA FERTILIZER WORKS
PESTICIDE MANUFACTURING BUILDING
ACID CHAMBERS
CISTERNS
NITRE SODA WAREHOUSE
ACID AND FISH WAREHOUSE
PUMP HOUSE
NITE ROASTERS
WATER TANKS ON TRESTLE
BLACKSMITH SHOP
LUNCH ROOM
STORAGE
RAILROAD TUNNEL
WAREHOUSE
ASPHALT PAVEMENT
NORTH

LEGEND:

MW-104 — LAW/MACTEC/AMEC CSR AND VRP MONITORING WELL LOCATIONS (MW-1A, MW-1B, MW-101 TO MW-105, MW-103D, MW-104A, MW-104D, MW-106D, MW-107D, MW-108, MW-109, AND MW-110, MW-111 THROUGH MW-121 (FEBRUARY, JUNE, JULY, DECEMBER 1997, MAY 1998, JANUARY 2000, NOVEMBER 2002, AUGUST 2007, AND NOVEMBER 2012) (MW-106 AND MW-107 WERE NOT INSTALLED)

MW-10 — T.M. GATES MONITORING WELL LOCATIONS (MW-1 TO MW-27, MW-7 WAS NOT INSTALLED) (AUGUST 1983, JANUARY 1984, JUNE 1985)

DW-1B — T.M. GATES DEEP MONITORING WELL LOCATIONS (DW-1A, DW-1B, DW-2A, DW-2B) (AUGUST 1983, FEBRUARY 1984)

MW-1 — MONITORING WELLS ABANDONED (MW-1, MW-1A, MW-2, MW-3, MW-4, MW-6, MW-8, MW-9, MW-11, MW-12, MW-13, MW-14, MW-15, MW-18, MW-19, MW-20, MW-23, MW-27, DW-1A, DW-2A, DW-2B, AND MW-104) (JUNE 1995, JUNE 1997, AUGUST 1998, JANUARY 2000, AND AUGUST 2007)
CSX ABANDONED WELLS, MW-103A, MW-103D AND MW-118

TW-1 — TEMPORARY WELLS (MAY 2012)

INFLOW 1 — SEEP ALONG STREAM

OW-1 — OBSERVATION WELL FOR PILOT INJECTION STUDY

SW-2010-1 — MACTEC/AMEC SURFACE WATER SAMPLING LOCATIONS (SW-2010-1 TO SW-2010-18, SW-2014-20 AND SW-2014-21)

MW-1(BFI) — APPROXIMATE LOCATION OF MONITORING WELLS INSTALLED FOR 1993 DUE PHASE II INVESTIGATION.

NITRATE AND SULFATE IN GROUNDWATER ARE DELINEATED PER THE VRP DELINEATION CRITERIA 12-8-108(E) DEFAULT RESIDENTIAL CLEANUP STANDARDS (TYPE I RRS)

NITRATE 10 MG/L (NON-REGULATED)
SULFATE 250 MG/L (NON-REGULATED)

POD — POINT OF DEMONSTRATION WELL

HORIZONTAL DELINEATION OF GROUND-WATER CONTAMINATION BASED ON TYPE I RRS
PROPERTY BOUNDARIES
ABOVEGROUND POWER TRANSMISSION LINES
BELOWGROUND FIBER OPTICS CABLE
FENCE
EXISTING STRUCTURE
FORMER STRUCTURE
TREE LINE
STREAM

ALL CONCENTRATIONS EXPRESSED IN MILLIGRAMS PER LITER (mg/L)

SCALE IN FEET
0 100 200

© COPYRIGHT 2018 AMEC

DESIGNED	M. ANDREWS
DRAWN	T. GLADSTONE
CHECKED	R. QUINN
IN CHARGE	G. WRENN
DATE	2/19/2018

FORMER ESTECH GENERAL CHEMICALS SITE
ATLANTA, GEORIGA

AMEC FOSTER WHEELER
ENVIRONMENT & INFRASTRUCTURE, INC.
1075 BIG SHANTY ROAD, NW, SUITE 100
KENNESAW, GEORGIA 30144 (770) 421-3400

amec foster wheeler

DISTRIBUTION AND DELINEATION OF NITRATE AND SULFATE IN GROUND WATER

SCALE	AS SHOWN
CONTRACT	6122-08-0154
DWG. NO.	5
REV	
PAGE NO.	

J:\BFEL ATLANTA\DECEMBER 2017\DELINEATION OF NITRATE AND SULFATE.dwg - Layout1 02/20/2018 1:10pm tonya.gladstone

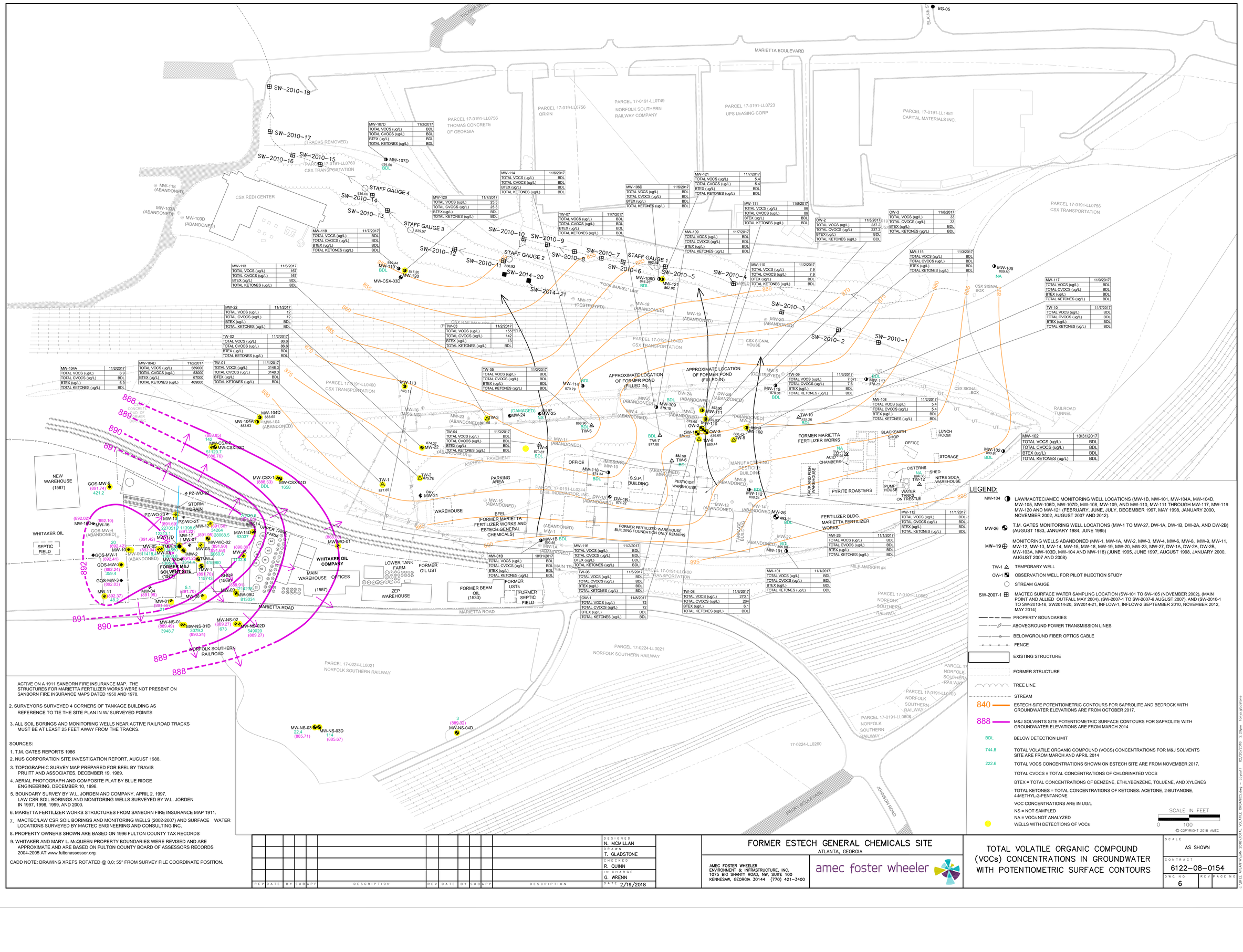
MARIETTA BOULEVARD
ELAINE ST
BG-05
PARCEL 17-0191-LL0756
THOMAS CONCRETE
OF GEORGIA
PARCEL 17-019-LL0756
ORKIN
PARCEL 17-0191-LL0749
NORFOLK SOUTHERN
RAILWAY COMPANY
PARCEL 17-0191-LL0723
UPS LEASING CORP
PARCEL 17-0191-LL1481
CAPITAL MATERIALS INC.
PARCEL 17-0191-LL0760
CSX TRANSPORTATION
CSX REDI CENTER
PARCEL 17-0191-LL0756
CSX TRANSPORTATION
PARCEL 17-0191-LL0400
CSX TRANSPORTATION
PARCEL 17-0224-LL0021
NORFOLK SOUTHERN RAILWAY
PARCEL 17-0191-LL0582
NORFOLK SOUTHERN RAILWAY
PARCEL 17-0191-LL0603
NORFOLK SOUTHERN RAILWAY
PARCEL 17-0191-LL0608
NORFOLK SOUTHERN RAILWAY
PARCEL 17-0191-LL0244
BEL INDEMNITOR, INC.
SW-2010-18
SW-2010-17
(TRACKS REMOVED)
SW-2010-16
SW-2010-15
SW-2010-14
SW-2010-13
SW-2010-12
SW-2010-11
SW-2010-10
SW-2010-9
SW-2010-8
SW-2010-7
SW-2010-6
SW-2010-5
SW-2010-4
SW-2010-3
SW-2010-2
SW-2010-1
SW-2014-20
SW-2014-21
STAFF GAUGE 4
STAFF GAUGE 3
STAFF GAUGE 2
STAFF GAUGE 1
MW-107D
834.50
BDL
MW-120
11/7/2017
TOTAL VOCS (ug/L) 25.3
TOTAL CVOCS (ug/L) 25.3
BTEX (ug/L) BDL
TOTAL KETONES (ug/L) BDL
MW-114
11/6/2017
TOTAL VOCS (ug/L) BDL
TOTAL CVOCS (ug/L) BDL
BTEX (ug/L) BDL
TOTAL KETONES (ug/L) BDL
MW-106D
11/6/2017
TOTAL VOCS (ug/L) BDL
TOTAL CVOCS (ug/L) BDL
BTEX (ug/L) BDL
TOTAL KETONES (ug/L) BDL
MW-121
11/7/2017
TOTAL VOCS (ug/L) 5.4
TOTAL CVOCS (ug/L) 5.4
BTEX (ug/L) BDL
TOTAL KETONES (ug/L) BDL
MW-111
11/8/2017
TOTAL VOCS (ug/L) 86
TOTAL CVOCS (ug/L) 86
BTEX (ug/L) BDL
TOTAL KETONES (ug/L) BDL
OW-2
11/8/2017
TOTAL VOCS (ug/L) 237.2
TOTAL CVOCS (ug/L) 237.2
BTEX (ug/L) BDL
TOTAL KETONES (ug/L) BDL
OW-3
11/8/2017
TOTAL VOCS (ug/L) 33
TOTAL CVOCS (ug/L) 33
BTEX (ug/L) BDL
TOTAL KETONES (ug/L) BDL
MW-119
11/7/2017
TOTAL VOCS (ug/L) BDL
TOTAL CVOCS (ug/L) BDL
BTEX (ug/L) BDL
TOTAL KETONES (ug/L) BDL
TW-07
11/7/2017
TOTAL VOCS (ug/L) BDL
TOTAL CVOCS (ug/L) BDL
BTEX (ug/L) BDL
TOTAL KETONES (ug/L) BDL
MW-109
11/7/2017
TOTAL VOCS (ug/L) BDL
TOTAL CVOCS (ug/L) BDL
BTEX (ug/L) BDL
TOTAL KETONES (ug/L) BDL
MW-113
11/6/2017
TOTAL VOCS (ug/L) 167
TOTAL CVOCS (ug/L) 167
BTEX (ug/L) BDL
TOTAL KETONES (ug/L) BDL
MW-110
11/2/2017
TOTAL VOCS (ug/L) 7.9
TOTAL CVOCS (ug/L) 7.9
BTEX (ug/L) BDL
TOTAL KETONES (ug/L) BDL
MW-115
11/3/2017
TOTAL VOCS (ug/L) BDL
TOTAL CVOCS (ug/L) BDL
BTEX (ug/L) BDL
TOTAL KETONES (ug/L) BDL
MW-105
889.80
NA
MW-117
11/3/2017
TOTAL VOCS (ug/L) BDL
TOTAL CVOCS (ug/L) BDL
BTEX (ug/L) BDL
TOTAL KETONES (ug/L) BDL
TW-10
11/7/2017
TOTAL VOCS (ug/L) BDL
TOTAL CVOCS (ug/L) BDL
BTEX (ug/L) BDL
TOTAL KETONES (ug/L) BDL
MW-22
11/1/2017
TOTAL VOCS (ug/L) 12
TOTAL CVOCS (ug/L) 12
BTEX (ug/L) BDL
TOTAL KETONES (ug/L) BDL
TW-02
11/2/2017
TOTAL VOCS (ug/L) 86.6
TOTAL CVOCS (ug/L) 86.6
BTEX (ug/L) BDL
TOTAL KETONES (ug/L) BDL
TW-03
11/2/2017
TOTAL VOCS (ug/L) 155
TOTAL CVOCS (ug/L) 142
BTEX (ug/L) 13
TOTAL KETONES (ug/L) BDL
MW-104A
11/2/2017
TOTAL VOCS (ug/L) 6.9
TOTAL CVOCS (ug/L) BDL
BTEX (ug/L) 6.9
TOTAL KETONES (ug/L) BDL
MW-104D
11/2/2017
TOTAL VOCS (ug/L) 589000
TOTAL CVOCS (ug/L) 53000
BTEX (ug/L) 67000
TOTAL KETONES (ug/L) 469000
TW-01
11/1/2017
TOTAL VOCS (ug/L) 3148.3
TOTAL CVOCS (ug/L) 3148.3
BTEX (ug/L) BDL
TOTAL KETONES (ug/L) BDL
TW-05
11/3/2017
TOTAL VOCS (ug/L) BDL
TOTAL CVOCS (ug/L) BDL
BTEX (ug/L) BDL
TOTAL KETONES (ug/L) BDL
TW-09
11/6/2017
TOTAL VOCS (ug/L) 7.671
TOTAL CVOCS (ug/L) 7.6
BTEX (ug/L) BDL
TOTAL KETONES (ug/L) BDL
MW-108
11/2/2017
TOTAL VOCS (ug/L) 5.4
TOTAL CVOCS (ug/L) 5.4
BTEX (ug/L) BDL
TOTAL KETONES (ug/L) BDL
MW-102
10/31/2017
TOTAL VOCS (ug/L) BDL
TOTAL CVOCS (ug/L) BDL
BTEX (ug/L) BDL
TOTAL KETONES (ug/L) BDL
TW-04
11/3/2017
TOTAL VOCS (ug/L) BDL
TOTAL CVOCS (ug/L) BDL
BTEX (ug/L) BDL
TOTAL KETONES (ug/L) BDL
MW-018
10/31/2017
TOTAL VOCS (ug/L) BDL
TOTAL CVOCS (ug/L) BDL
BTEX (ug/L) BDL
TOTAL KETONES (ug/L) BDL
MW-116
11/2/2017
TOTAL VOCS (ug/L) BDL
TOTAL CVOCS (ug/L) BDL
BTEX (ug/L) BDL
TOTAL KETONES (ug/L) BDL
MW-101
11/1/2017
TOTAL VOCS (ug/L) BDL
TOTAL CVOCS (ug/L) BDL
BTEX (ug/L) BDL
TOTAL KETONES (ug/L) BDL
MW-112
11/1/2017
TOTAL VOCS (ug/L) BDL
TOTAL CVOCS (ug/L) BDL
BTEX (ug/L) BDL
TOTAL KETONES (ug/L) BDL
MW-26
11/1/2017
TOTAL VOCS (ug/L) BDL
TOTAL CVOCS (ug/L) BDL
BTEX (ug/L) BDL
TOTAL KETONES (ug/L) BDL
TW-08
11/6/2017
TOTAL VOCS (ug/L) 270.1
TOTAL CVOCS (ug/L) 264
BTEX (ug/L) 6.1
TOTAL KETONES (ug/L) BDL
OW-1
11/8/2017
TOTAL VOCS (ug/L) 72
TOTAL CVOCS (ug/L) 72
BTEX (ug/L) BDL
TOTAL KETONES (ug/L) BDL
TW-06
11/6/2017
TOTAL VOCS (ug/L) BDL
TOTAL CVOCS (ug/L) BDL
BTEX (ug/L) BDL
TOTAL KETONES (ug/L) BDL
MW-1B
880.55
BDL
MW-1A
(ABANDONED)
MW-17
(DESTROYED)
MW-18
(ABANDONED)
MW-19
(ABANDONED)
MW-20
(ABANDONED)
MW-113
870.11
MW-114
870.79
BDL
MW-22
874.27
MW-23
(ABANDONED)
870.65
TW-3
MW-24
(DAMAGED)
NS
MW-25
865.97
NS
MW-16
(MISSING)
MW-104D
883.65
MW-104A
883.63
MW-104
(ABANDONED)
TW-4
870.87
BDL
TW-5
868.96
BDL
MW-11
(ABANDONED)
MW-6
(ABANDONED)
MW-109
879.18
BDL
DW-2A
(ABANDONED)
DW-2B
(ABANDONED)
MW-3
(ABANDONED)
MW-4
(ABANDONED)
MW-5
(DESTROYED)
MW-115
878.90
MW-111
879.60
OW-2
879.65
OW-3
879.60
TW-8
880.41
TW-7
877.88
BDL
TW-6
882.90
BDL
MW-10
(MISSING)
MW-116
874.34
BDL
MW-117
878.73
BDL
TW-10
878.26
BDL
MW-110
880.24
MW-108
880.42
TW-9
880.00
TW-1
877.65
TW-2
875.76
DRY
MW-21
MW-15
(ABANDONED)
MW-14
(ABANDONED)
MW-13
(ABANDONED)
MW-12
(ABANDONED)
MW-1
(ABANDONED)
DW-1A
(ABANDONED)
DW-1B
874.22
MW-112
888.24
BDL
MW-26
883.11
BDL
MW-27
(ABANDONED)
MW-101
895.66
BDL
TW-11
878.95
NA
TW-12
894.38
NA
MW-102
890.61
BDL
MW-119
839.44
BDL
MW-120
847.20
MW-CSX-03D
MW-106D
844.25*
BDL
MW-121
862.02
MW-107D
834.50
BDL
STAFF GAUGE 4
836.06
STAFF GAUGE 3
839.57
STAFF GAUGE 2
850.92
STAFF GAUGE 1
862.68
MW-118
(ABANDONED)
MW-103A
(ABANDONED)
MW-103D
(ABANDONED)
MW-104D
883.65
MW-104A
883.63
MW-104
(ABANDONED)
MW-CSX-1
(886.53)
BDL
1658
MW-CSX-01D
MW-CSX-2
(888.85)
142
MW-CSX-02D
51120.7
(886.76)
MW-CSX-3
(888.70)
MW-WO-01
MW-WO-02
(891.90)
(891.68)
6060.6
MW-WO-03
(891.25)
MW-WO-04
(892.04)
MW-WO-05
(892.42)
MW-WO-06
(892.24)
359.4
MW-WO-07
(892.03)
MW-WO-08
(892.37)
48.2
MW-WO-09
(891.66)
MW-WO-10
(892.10)
MW-WO-11
(892.02)
MW-WO-12
(892.07)
MW-WO-13
(892.10)
MW-WO-14
(892.02)
MW-WO-15
(892.10)
MW-WO-16
(892.02)
MW-WO-17
(891.96)
28068.5
MW-WO-18
(891.42)
MW-WO-19
(891.69)
2270517
MW-WO-20
(891.69)
MW-WO-21
(891.22)
MW-WO-22
(891.69)
MW-WO-23
(891.70)
MW-WO-24
(891.70)
MW-WO-25
(891.70)
MW-WO-26
(891.70)
MW-WO-27
(891.70)
MW-WO-28
(891.70)
MW-WO-29
(891.70)
MW-WO-30
(891.70)
MW-WO-31
(891.70)
MW-WO-32
(891.70)
MW-WO-33
(891.70)
MW-WO-34
(891.70)
MW-WO-35
(891.70)
MW-WO-36
(891.70)
MW-WO-37
(891.70)
MW-WO-38
(891.70)
MW-WO-39
(891.70)
MW-WO-40
(891.70)
MW-WO-41
(891.70)
MW-WO-42
(891.70)
MW-WO-43
(891.70)
MW-WO-44
(891.70)
MW-WO-45
(891.70)
MW-WO-46
(891.70)
MW-WO-47
(891.70)
MW-WO-48
(891.70)
MW-WO-49
(891.70)
MW-WO-50
(891.70)
MW-WO-51
(891.70)
MW-WO-52
(891.70)
MW-14D
63037
MW-15
1237.3
MW-16
MW-17
MW-07
MW-03
MW-04
MW-05
MW-06
MW-08
MW-09
MW-01
MW-02
TMW-1
TMW-2
TMW-3
TMW-4
MW-18D
MW-0811418
(ABANDONED)
MW-18S
MW-19D
MW-09D
813034
MW-NS-01
(889.49)
3948.7
MW-NS-01D
3079.3
(890.24)
MW-NS-02
(889.27)
673
MW-NS-02D
549029
(889.27)
MW-NS-03
22.4
(885.71)
MW-NS-03D
116
(885.67)
3
(889.32)
MW-NS-04D
GOS-MW-1
(892.41)
GOS-MW-2
(892.24)
GOS-MW-3
(892.03)
GOS-MW-4
(ABANDONED)
GOS-MW-5
(891.74)
421.2
MW-11
PZ-WO-22
PZ-WO-23
PZ-WO-24
PZ-WO-27
STORM DRAIN
WHITAKER OIL
SEPTIC FIELD
FORMER M&J SOLVENT SITE (1577)
NEW WAREHOUSE (1587)
SHOP (1582)
WAREHOUSE
WHITAKER OIL COMPANY
MAIN WAREHOUSE
OFFICES
(1557)
LOWER TANK FARM
FORMER OIL UST
ZEP WAREHOUSE
FORMER BEAM OIL (1533)
FORMER USTs
FORMER SEPTIC FIELD
UPPER TANK FARM
PARKING AREA
OFFICE
S.S.P. BUILDING
PESTICIDE WAREHOUSE
MANUFACTURING PESTICIDE BUILDING
BFEL (FORMER MARIETTA FERTILIZER WORKS AND ESTECH GENERAL CHEMICALS)
FORMER FERTILIZER WAREHOUSE BUILDING FOUNDATION ONLY REMAINS
TANKAGE BUILDING
FERTILIZER BLDG.
MARIETTA FERTILIZER WORKS
FORMER MARIETTA FERTILIZER WORKS
SACK AND FERT. WAREHOUSE
ACID CHAMBERS
PYRITE ROASTERS
BLACKSMITH SHOP
OFFICE
LUNCH ROOM
STORAGE
CISTERNS
SHED
NITRE SODA WAREHOUSE
PUMP HOUSE
WATER TANKS ON TRESTLE
CSX SIGNAL BOX
CSX SIGNAL HOUSE
RAILROAD TUNNEL
MILE MARKER #4
MARIETTA ROAD
PEACHTREE BOULEVARD
JOHNSON ROAD
APPROXIMATE LOCATION OF FORMER POND (FILLED IN)
APPROXIMATE LOCATION OF FORMER POND (FILLED IN)
17-0224-LL0260
888
889
890
891
892
895
900
905
910
915
920
925
930
935
940
945
950
955
960
965
970
975
980
985
990
995
1000
1005
1010
1015
1020
1025
1030
1035
1040
1045
1050
1055
1060
1065
1070
1075
1080
1085
1090

FIGURE 7 - SCHEDULE FOR CONTINUED IMPLEMENTATION OF VOLUNTARY REMEDIATON PLAN
FORMER ESTECH, ATLANTA, GA

ID	Task Name
1	EPD Meeting (6/22/17)
2	**Surficial Limestone PRB Implementation**
3	Complete Design
4	Submit PCN to USACE
5	USACE Review
6	Submit Stream Buffer Variance to EPD
7	EPD Review
8	Submit Land Dist. Permit to COA
9	COA Review
10	Obtain Access Agreement with CSX
11	Bidding/Procurement
12	Construct PRB
13	Performance Evaluation
14	**Soil Remediation**
15	Conduct Surface Soil Investigation
16	Ecological Risk Evaluation
17	Evaluate Soil Remediation Alternatives
18	Soil Remediation Implementation
19	Implement Environmental Covenant
20	**Semi-Annual GW/SW Sampling**
21	Semi-Annual GW/SW Sampling 11
22	Semi-Annual GW/SW Sampling 12
23	Semi-Annual GW/SW Sampling 13
24	Semi-Annual GW/SW Sampling 14
25	Semi-Annual GW/SW Sampling 15
26	Semi-Annual GW/SW Sampling 16
27	Semi-Annual GW/SW Sampling 17
28	Semi-Annual GW/SW Sampling 18
29	Semi-Annual GW/SW Sampling 19
30	**Submit Semi-Annual Status Report**
31	Submit Semi-Annual Status Report 11
32	Submit Semi-Annual Status Report 12
33	Submit Semi-Annual Status Report 13
34	Submit Semi-Annual Status Report 14
35	Submit Semi-Annual Status Report 15
36	Submit Semi-Annual Status Report 16
37	Submit Semi-Annual Status Report 17
38	Submit Semi-Annual Status Report 18
39	Submit Final Compliance Status Report

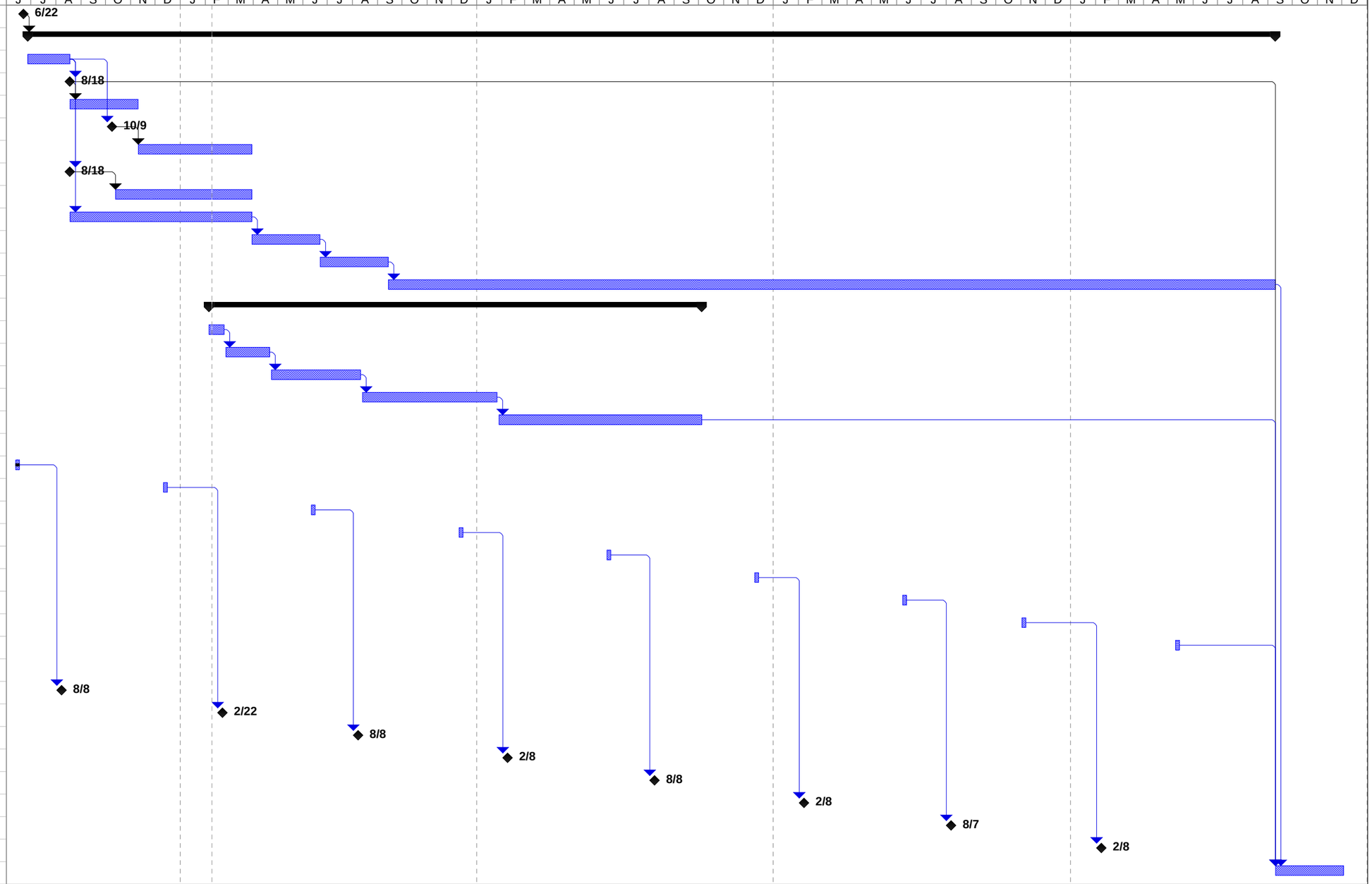

Project: BFEL Atlanta VRP Schedule
Date: Fri 2/9/18

Task	Project Summary	Inactive Summary	Manual Summary	External Milestone	
Split	External Tasks	Manual Task	Start-only	Progress	
Milestone	External Milestone	Duration-only	Finish-only	Deadline	
Summary	Inactive Milestone	Manual Summary Rollup	External Tasks		

APPENDIX A

LABORATORY REPORTS AND FIELD SAMPLING FORMS FOR NOVEMBER 2017 GROUNDWATER SAMPLING EVENT

WATER LABORATORY REPORTS

AES

ANALYTICAL ENVIRONMENTAL SERVICES, INC.

November 10, 2017

Rhonda Quinn
AMEC Foster Wheeler

1075 Big Shanty Rd NW
Kennesaw GA 30144

RE: BFEL - Atlanta

Dear Rhonda Quinn: Order No: 1710T90

Analytical Environmental Services, Inc. received 6 samples on 10/31/2017 5:50:00 PM
for the analyses presented in following report.

No problems were encountered during the analyses. Additionally, all results for the associated Quality Control samples were within EPA and/or AES established limits. Any discrepancies associated with the analyses contained herein will be noted and submitted in the form of a project Case Narrative.
AES's accreditations are as follows:
-NELAP/State of Florida Laboratory ID E87582 for analysis of Non-Potable Water, Solid & Chemical Materials, Air & Emissions Volatile Organics, and Drinking Water Microbiology & Metals, effective 07/01/17-06/30/18.
State of Georgia, Department of Natural Resources ID #800 for analysis of Drinking Water Metals, effective 07/01/17-06/30/18 and Total Coliforms/ E. coli, effective 04/25/17-04/24/20.
-NELAP/Louisiana Agency Interest No. 100818 for or analysis of Non-Potable Water and Solid & Chemical Materials, effective 07/01/17-06/30/18.
-AIHA-LAP, LLC Laboratory ID: 100671 for Industrial Hygiene samples (Organics, Metals, PCM Asbestos, Gravimetric), Environmental Lead (Paint, Soil, Dust Wipes, Air), and Environmental Microbiology (Fungal) Direct Examination, effective until 12/01/17.
These results relate only to the items tested. This report may only be reproduced in full.

If you have any questions regarding these test results, please feel free to call.

Sincerely,

Ioana Pacurar

Ioana Pacurar

Project Manager

ANALYTICAL ENVIRONMENTAL SERVICES, INC.
3080 Presidential Drive Atlanta, GA 30340-3704
AES Phone: (770) 457-8177 / Toll-Free: (800) 972-4889 / Fax: (770) 457-8188

CHAIN OF CUSTODY

Work Order: 1710192

Date: 10/31/17 Page 1 of 1

COMPANY: Wood.

ADDRESS: 1075 Big Shanty Rd, Ste 100 Kennesaw, GA 30144

PHONE: 770-421-3400

EMAIL:

SAMPLED BY: DHoward, E Guillen, M Andrews

SIGNATURE: D Howard

#	SAMPLE ID	SAMPLED: DATE	SAMPLED: TIME	GRAB	COMPOSITE	MATRIX (see codes)	VOC 8260	Tot metals 6020	Diss metals 6020	Pest 8081A	Nitrate, Sulfate	Number of Containers	REMARKS
	PRESERVATION (see codes)						H	N	I	I	I		
1	TB-01	10/31/17	1000	X			2					2	
2	EB-01B		1115	X			2	1	1	2	1	7	
3	EB-01G		1130	X			2	1	1	2	1	7	
4	MW-102		1510	X			2	1	1	2	1	7	
5	MW-1B		1442	X			2	1	1	2	1	7	
6	TW-12		1537	X				1	1	2	1	5	
7	Temp Blank												
8													
9													
10													
11													
12													
13													
14													

ANALYSIS REQUESTED

Visit our website www.aesatlanta.com for downloadable COCs and to log in to your AESAccess account.

RELINQUISHED BY: DATE/TIME:
1. Daniel Howard 10/31/17/1645
2. oct-31-17 5:50pm
3.

RECEIVED BY: DATE/TIME:
1. Oct-31-17 4:45pm
2. 10/31/17 5:50
3.

SPECIAL INSTRUCTIONS/COMMENTS:
Metals: As, Pb, Cu, Zn
*Dissolved metals will be filtered by lab

SHIPMENT METHOD
OUT: / / VIA:
IN: / / VIA:
client FedEx UPS US mail (courier) Greyhound
other:

PROJECT INFORMATION
PROJECT NAME: BFEL Atlanta
PROJECT #: 6122080154
SITE ADDRESS: Marietta Rd Atlanta, GA
SEND REPORT TO: Rhonda Quann
INVOICE TO:
(IF DIFFERENT FROM ABOVE)
QUOTE #: PO#:

RECEIPT
Total # of Containers

Turnaround Time (TAT) Request
- [x] Standard 5 Business Days
- [ ] 2 Business Day Rush
- [ ] Next Business Day Rush
- [ ] Same-Day Rush (auth req.)
- [ ] Other

STATE PROGRAM (if any):
E-mail? ☐ Fax? ☐
DATA PACKAGE: I ○ II ● III ○ IV ○

Submission of samples to the laboratory constitutes acceptance of AES's Terms & Conditions. Samples received after 3PM or on Saturday are considered as received the following business day. If no TAT is marked on COC, AES will proceed with standard TAT. Samples are disposed of 30 days after completion of report unless other arangements are made.

Matrix Codes: A = Air GW = Groundwater SE = Sediment SO = Soil SW = Surface Water WW = Waste Water W = Water (Blanks) DW = Drinking Water (Blanks) O = Other (specify)

Preservative Codes: H+I = Hydrochloric acid + ice I = Ice only N = Nitric acid S+I = Sulfuric acid + ice S/M+I = Sodium Bisulfate/Methanol + ice O = Other (specify) NA = None

White Copy - Original; Yellow Copy - Client

Analytical Environmental Services, Inc **Date:** 10-Nov-17

Client:	AMEC Foster Wheeler	**Client Sample ID:**	TB-01
Project Name:	BFEL - Atlanta	**Collection Date:**	10/31/2017 10:00:00 AM
Lab ID:	1710T90-001	**Matrix:**	Aqueous

Analyses	Result	Reporting Limit	Qual	Units	BatchID	Dilution Factor	Date Analyzed	Analyst
Volatile Organic Compounds by GC/MS SW8260B				**(SW5030B)**				
1,1,1-Trichloroethane	BRL	0.0050		mg/L	251161	1	11/07/2017 13:46	NP
1,1,2,2-Tetrachloroethane	BRL	0.0050		mg/L	251161	1	11/07/2017 13:46	NP
1,1,2-Trichloroethane	BRL	0.0050		mg/L	251161	1	11/07/2017 13:46	NP
1,1-Dichloroethane	BRL	0.0050		mg/L	251161	1	11/07/2017 13:46	NP
1,1-Dichloroethene	BRL	0.0050		mg/L	251161	1	11/07/2017 13:46	NP
1,1-Dichloropropene	BRL	0.0050		mg/L	251161	1	11/07/2017 13:46	NP
1,2,4-Trichlorobenzene	BRL	0.0050		mg/L	251161	1	11/07/2017 13:46	NP
1,2-Dichloroethane	BRL	0.0050		mg/L	251161	1	11/07/2017 13:46	NP
1,2-Dichloropropane	BRL	0.0050		mg/L	251161	1	11/07/2017 13:46	NP
1,4-Dioxane	BRL	0.15		mg/L	251161	1	11/07/2017 13:46	NP
2-Butanone	BRL	0.050		mg/L	251161	1	11/07/2017 13:46	NP
4-Methyl-2-pentanone	BRL	0.010		mg/L	251161	1	11/07/2017 13:46	NP
Acetone	BRL	0.050		mg/L	251161	1	11/07/2017 13:46	NP
Benzene	BRL	0.0050		mg/L	251161	1	11/07/2017 13:46	NP
Carbon disulfide	BRL	0.0050		mg/L	251161	1	11/07/2017 13:46	NP
Carbon tetrachloride	BRL	0.0050		mg/L	251161	1	11/07/2017 13:46	NP
Chlorobenzene	BRL	0.0050		mg/L	251161	1	11/07/2017 13:46	NP
Chloroethane	BRL	0.010		mg/L	251161	1	11/07/2017 13:46	NP
Chloroform	BRL	0.0050		mg/L	251161	1	11/07/2017 13:46	NP
Chloromethane	BRL	0.0050		mg/L	251161	1	11/07/2017 13:46	NP
cis-1,2-Dichloroethene	BRL	0.0050		mg/L	251161	1	11/07/2017 13:46	NP
Cyclohexane	BRL	0.0050		mg/L	251161	1	11/07/2017 13:46	NP
Ethylbenzene	BRL	0.0050		mg/L	251161	1	11/07/2017 13:46	NP
Isobutyl Alcohol	BRL	0.20		mg/L	251161	1	11/07/2017 13:46	NP
Isopropylbenzene	BRL	0.0050		mg/L	251161	1	11/07/2017 13:46	NP
Methylene chloride	BRL	0.0050		mg/L	251161	1	11/07/2017 13:46	NP
Naphthalene	BRL	0.0050		mg/L	251161	1	11/07/2017 13:46	NP
Styrene	BRL	0.0050		mg/L	251161	1	11/07/2017 13:46	NP
Tetrachloroethene	BRL	0.0050		mg/L	251161	1	11/07/2017 13:46	NP
Tetrahydrofuran	BRL	0.010		mg/L	251161	1	11/07/2017 13:46	NP
Toluene	BRL	0.0050		mg/L	251161	1	11/07/2017 13:46	NP
trans-1,2-Dichloroethene	BRL	0.0050		mg/L	251161	1	11/07/2017 13:46	NP
Trichloroethene	BRL	0.0050		mg/L	251161	1	11/07/2017 13:46	NP
Trichlorofluoromethane	BRL	0.0050		mg/L	251161	1	11/07/2017 13:46	NP
Vinyl chloride	BRL	0.0020		mg/L	251161	1	11/07/2017 13:46	NP
Xylenes, Total	BRL	0.0050		mg/L	251161	1	11/07/2017 13:46	NP
Surr: 4-Bromofluorobenzene	82.2	68-127		%REC	251161	1	11/07/2017 13:46	NP
Surr: Dibromofluoromethane	113	84.4-122		%REC	251161	1	11/07/2017 13:46	NP
Surr: Toluene-d8	95	80.1-116		%REC	251161	1	11/07/2017 13:46	NP

Qualifiers:

- * Value exceeds maximum contaminant level
- BRL Below reporting limit
- H Holding times for preparation or analysis exceeded
- N Analyte not NELAC certified
- B Analyte detected in the associated method blank
- > Greater than Result value
- E Estimated (value above quantitation range)
- S Spike Recovery outside limits due to matrix
- Narr See case narrative
- NC Not confirmed
- < Less than Result value
- J Estimated value detected below Reporting Limit

Analytical Environmental Services, Inc **Date:** 10-Nov-17

Client:	AMEC Foster Wheeler	**Client Sample ID:**	EB-01B
Project Name:	BFEL - Atlanta	**Collection Date:**	10/31/2017 11:15:00 AM
Lab ID:	1710T90-002	**Matrix:**	Aqueous

Analyses	Result	Reporting Limit	Qual	Units	BatchID	Dilution Factor	Date Analyzed	Analyst
Volatile Organic Compounds by GC/MS SW8260B (SW5030B)								
1,1,1-Trichloroethane	BRL	0.0050		mg/L	251161	1	11/07/2017 16:35	NP
1,1,2,2-Tetrachloroethane	BRL	0.0050		mg/L	251161	1	11/07/2017 16:35	NP
1,1,2-Trichloroethane	BRL	0.0050		mg/L	251161	1	11/07/2017 16:35	NP
1,1-Dichloroethane	BRL	0.0050		mg/L	251161	1	11/07/2017 16:35	NP
1,1-Dichloroethene	BRL	0.0050		mg/L	251161	1	11/07/2017 16:35	NP
1,1-Dichloropropene	BRL	0.0050		mg/L	251161	1	11/07/2017 16:35	NP
1,2,4-Trichlorobenzene	BRL	0.0050		mg/L	251161	1	11/07/2017 16:35	NP
1,2-Dichloroethane	BRL	0.0050		mg/L	251161	1	11/07/2017 16:35	NP
1,2-Dichloropropane	BRL	0.0050		mg/L	251161	1	11/07/2017 16:35	NP
1,4-Dioxane	BRL	0.15		mg/L	251161	1	11/07/2017 16:35	NP
2-Butanone	BRL	0.050		mg/L	251161	1	11/07/2017 16:35	NP
4-Methyl-2-pentanone	BRL	0.010		mg/L	251161	1	11/07/2017 16:35	NP
Acetone	BRL	0.050		mg/L	251161	1	11/07/2017 16:35	NP
Benzene	BRL	0.0050		mg/L	251161	1	11/07/2017 16:35	NP
Carbon disulfide	BRL	0.0050		mg/L	251161	1	11/07/2017 16:35	NP
Carbon tetrachloride	BRL	0.0050		mg/L	251161	1	11/07/2017 16:35	NP
Chlorobenzene	BRL	0.0050		mg/L	251161	1	11/07/2017 16:35	NP
Chloroethane	BRL	0.010		mg/L	251161	1	11/07/2017 16:35	NP
Chloroform	BRL	0.0050		mg/L	251161	1	11/07/2017 16:35	NP
Chloromethane	BRL	0.0050		mg/L	251161	1	11/07/2017 16:35	NP
cis-1,2-Dichloroethene	BRL	0.0050		mg/L	251161	1	11/07/2017 16:35	NP
Cyclohexane	BRL	0.0050		mg/L	251161	1	11/07/2017 16:35	NP
Ethylbenzene	BRL	0.0050		mg/L	251161	1	11/07/2017 16:35	NP
Isobutyl Alcohol	BRL	0.20		mg/L	251161	1	11/07/2017 14:10	NP
Isopropylbenzene	BRL	0.0050		mg/L	251161	1	11/07/2017 16:35	NP
Methylene chloride	0.032	0.0050		mg/L	251161	1	11/07/2017 16:35	NP
Naphthalene	BRL	0.0050		mg/L	251161	1	11/07/2017 16:35	NP
Styrene	BRL	0.0050		mg/L	251161	1	11/07/2017 16:35	NP
Tetrachloroethene	BRL	0.0050		mg/L	251161	1	11/07/2017 16:35	NP
Tetrahydrofuran	BRL	0.010		mg/L	251161	1	11/07/2017 14:10	NP
Toluene	BRL	0.0050		mg/L	251161	1	11/07/2017 16:35	NP
trans-1,2-Dichloroethene	BRL	0.0050		mg/L	251161	1	11/07/2017 16:35	NP
Trichloroethene	BRL	0.0050		mg/L	251161	1	11/07/2017 16:35	NP
Trichlorofluoromethane	BRL	0.0050		mg/L	251161	1	11/07/2017 16:35	NP
Vinyl chloride	BRL	0.0020		mg/L	251161	1	11/07/2017 16:35	NP
Xylenes, Total	BRL	0.0050		mg/L	251161	1	11/07/2017 16:35	NP
Surr: 4-Bromofluorobenzene	81.2	68-127		%REC	251161	1	11/07/2017 16:35	NP
Surr: 4-Bromofluorobenzene	82	68-127		%REC	251161	1	11/07/2017 14:10	NP
Surr: Dibromofluoromethane	105	84.4-122		%REC	251161	1	11/07/2017 16:35	NP
Surr: Dibromofluoromethane	108	84.4-122		%REC	251161	1	11/07/2017 14:10	NP
Surr: Toluene-d8	94	80.1-116		%REC	251161	1	11/07/2017 14:10	NP

Qualifiers:

- * Value exceeds maximum contaminant level
- BRL Below reporting limit
- H Holding times for preparation or analysis exceeded
- N Analyte not NELAC certified
- B Analyte detected in the associated method blank
- > Greater than Result value
- E Estimated (value above quantitation range)
- S Spike Recovery outside limits due to matrix
- Narr See case narrative
- NC Not confirmed
- < Less than Result value
- J Estimated value detected below Reporting Limit

Analytical Environmental Services, Inc **Date:** 10-Nov-17

Client:	AMEC Foster Wheeler	**Client Sample ID:**	EB-01B
Project Name:	BFEL - Atlanta	**Collection Date:**	10/31/2017 11:15:00 AM
Lab ID:	1710T90-002	**Matrix:**	Aqueous

Analyses	Result	Reporting Limit	Qual	Units	BatchID	Dilution Factor	Date Analyzed	Analyst
Volatile Organic Compounds by GC/MS SW8260B				**(SW5030B)**				
Surr: Toluene-d8	95.4	80.1-116		%REC	251161	1	11/07/2017 16:35	NP
Total Metals by ICP/MS SW6020B				**(SW3005A)**				
Arsenic	BRL	0.00500		mg/L	250837	1	11/05/2017 21:26	TA
Copper	BRL	0.00200		mg/L	250837	1	11/05/2017 21:26	TA
Lead	BRL	0.00100		mg/L	250837	1	11/05/2017 21:26	TA
Zinc	BRL	0.0100		mg/L	250837	1	11/05/2017 21:26	TA
ION SCAN SW9056A								
Nitrate	BRL	0.25		mg/L	R356466	1	11/01/2017 22:41	VL
Sulfate	BRL	1.0		mg/L	R356466	1	11/01/2017 22:41	VL
Dissolved Metals by ICP/MS SW6020B				**(SW3005A)**				
Arsenic	BRL	0.00500		mg/L	251092	1	11/07/2017 16:44	TA
Copper	BRL	0.00200		mg/L	251092	1	11/07/2017 16:44	TA
Lead	BRL	0.00100		mg/L	251092	1	11/07/2017 16:44	TA
Zinc	BRL	0.0100		mg/L	251092	1	11/07/2017 16:44	TA
CHLORINATED PESTICIDES, TCL SW8081B				**(SW3510C)**				
4,4´-DDD	BRL	0.00010		mg/L	250728	1	11/02/2017 23:45	SH
4,4´-DDE	BRL	0.00010		mg/L	250728	1	11/02/2017 23:45	SH
4,4´-DDT	BRL	0.00010		mg/L	250728	1	11/02/2017 23:45	SH
alpha-BHC	BRL	0.000050		mg/L	250728	1	11/02/2017 23:45	SH
alpha-Chlordane	BRL	0.000050		mg/L	250728	1	11/02/2017 23:45	SH
beta-BHC	BRL	0.000050		mg/L	250728	1	11/02/2017 23:45	SH
delta-BHC	BRL	0.000050		mg/L	250728	1	11/02/2017 23:45	SH
Dieldrin	BRL	0.00010		mg/L	250728	1	11/02/2017 23:45	SH
gamma-BHC	BRL	0.000050		mg/L	250728	1	11/02/2017 23:45	SH
gamma-Chlordane	BRL	0.000050		mg/L	250728	1	11/02/2017 23:45	SH
Heptachlor	BRL	0.000050		mg/L	250728	1	11/02/2017 23:45	SH
Methoxychlor	BRL	0.00050		mg/L	250728	1	11/02/2017 23:45	SH
Toxaphene	BRL	0.0030		mg/L	250728	1	11/02/2017 23:45	SH
Surr: Decachlorobiphenyl	39.1	15.4-120		%REC	250728	1	11/02/2017 23:45	SH
Surr: Tetrachloro-m-xylene	69.7	37-126		%REC	250728	1	11/02/2017 23:45	SH

Qualifiers:

- * Value exceeds maximum contaminant level
- BRL Below reporting limit
- H Holding times for preparation or analysis exceeded
- N Analyte not NELAC certified
- B Analyte detected in the associated method blank
- > Greater than Result value
- E Estimated (value above quantitation range)
- S Spike Recovery outside limits due to matrix
- Narr See case narrative
- NC Not confirmed
- < Less than Result value
- J Estimated value detected below Reporting Limit

Analytical Environmental Services, Inc **Date:** 10-Nov-17

Client:	AMEC Foster Wheeler	**Client Sample ID:**	EB-01G
Project Name:	BFEL - Atlanta	**Collection Date:**	10/31/2017 11:30:00 AM
Lab ID:	1710T90-003	**Matrix:**	Aqueous

Analyses	Result	Reporting Limit	Qual	Units	BatchID	Dilution Factor	Date Analyzed	Analyst
Volatile Organic Compounds by GC/MS SW8260B (SW5030B)								
1,1,1-Trichloroethane	BRL	0.0050		mg/L	251161	1	11/07/2017 16:59	NP
1,1,2,2-Tetrachloroethane	BRL	0.0050		mg/L	251161	1	11/07/2017 16:59	NP
1,1,2-Trichloroethane	BRL	0.0050		mg/L	251161	1	11/07/2017 16:59	NP
1,1-Dichloroethane	BRL	0.0050		mg/L	251161	1	11/07/2017 16:59	NP
1,1-Dichloroethene	BRL	0.0050		mg/L	251161	1	11/07/2017 16:59	NP
1,1-Dichloropropene	BRL	0.0050		mg/L	251161	1	11/07/2017 16:59	NP
1,2,4-Trichlorobenzene	BRL	0.0050		mg/L	251161	1	11/07/2017 16:59	NP
1,2-Dichloroethane	BRL	0.0050		mg/L	251161	1	11/07/2017 16:59	NP
1,2-Dichloropropane	BRL	0.0050		mg/L	251161	1	11/07/2017 16:59	NP
1,4-Dioxane	BRL	0.15		mg/L	251161	1	11/07/2017 16:59	NP
2-Butanone	BRL	0.050		mg/L	251161	1	11/07/2017 16:59	NP
4-Methyl-2-pentanone	BRL	0.010		mg/L	251161	1	11/07/2017 16:59	NP
Acetone	BRL	0.050		mg/L	251161	1	11/07/2017 16:59	NP
Benzene	BRL	0.0050		mg/L	251161	1	11/07/2017 16:59	NP
Carbon disulfide	BRL	0.0050		mg/L	251161	1	11/07/2017 16:59	NP
Carbon tetrachloride	BRL	0.0050		mg/L	251161	1	11/07/2017 16:59	NP
Chlorobenzene	BRL	0.0050		mg/L	251161	1	11/07/2017 16:59	NP
Chloroethane	BRL	0.010		mg/L	251161	1	11/07/2017 16:59	NP
Chloroform	BRL	0.0050		mg/L	251161	1	11/07/2017 16:59	NP
Chloromethane	BRL	0.0050		mg/L	251161	1	11/07/2017 16:59	NP
cis-1,2-Dichloroethene	BRL	0.0050		mg/L	251161	1	11/07/2017 16:59	NP
Cyclohexane	BRL	0.0050		mg/L	251161	1	11/07/2017 16:59	NP
Ethylbenzene	BRL	0.0050		mg/L	251161	1	11/07/2017 16:59	NP
Isobutyl Alcohol	BRL	0.20		mg/L	251161	1	11/07/2017 14:34	NP
Isopropylbenzene	BRL	0.0050		mg/L	251161	1	11/07/2017 16:59	NP
Methylene chloride	0.032	0.0050		mg/L	251161	1	11/07/2017 16:59	NP
Naphthalene	BRL	0.0050		mg/L	251161	1	11/07/2017 16:59	NP
Styrene	BRL	0.0050		mg/L	251161	1	11/07/2017 16:59	NP
Tetrachloroethene	BRL	0.0050		mg/L	251161	1	11/07/2017 16:59	NP
Tetrahydrofuran	BRL	0.010		mg/L	251161	1	11/07/2017 14:34	NP
Toluene	BRL	0.0050		mg/L	251161	1	11/07/2017 16:59	NP
trans-1,2-Dichloroethene	BRL	0.0050		mg/L	251161	1	11/07/2017 16:59	NP
Trichloroethene	BRL	0.0050		mg/L	251161	1	11/07/2017 16:59	NP
Trichlorofluoromethane	BRL	0.0050		mg/L	251161	1	11/07/2017 16:59	NP
Vinyl chloride	BRL	0.0020		mg/L	251161	1	11/07/2017 16:59	NP
Xylenes, Total	BRL	0.0050		mg/L	251161	1	11/07/2017 16:59	NP
Surr: 4-Bromofluorobenzene	79.7	68-127		%REC	251161	1	11/07/2017 16:59	NP
Surr: 4-Bromofluorobenzene	80.8	68-127		%REC	251161	1	11/07/2017 14:34	NP
Surr: Dibromofluoromethane	107	84.4-122		%REC	251161	1	11/07/2017 14:34	NP
Surr: Dibromofluoromethane	110	84.4-122		%REC	251161	1	11/07/2017 16:59	NP
Surr: Toluene-d8	93.5	80.1-116		%REC	251161	1	11/07/2017 14:34	NP

Qualifiers:

- * Value exceeds maximum contaminant level
- BRL Below reporting limit
- H Holding times for preparation or analysis exceeded
- N Analyte not NELAC certified
- B Analyte detected in the associated method blank
- > Greater than Result value
- E Estimated (value above quantitation range)
- S Spike Recovery outside limits due to matrix
- Narr See case narrative
- NC Not confirmed
- < Less than Result value
- J Estimated value detected below Reporting Limit

Analytical Environmental Services, Inc **Date:** 10-Nov-17

Client:	AMEC Foster Wheeler	**Client Sample ID:**	EB-01G
Project Name:	BFEL - Atlanta	**Collection Date:**	10/31/2017 11:30:00 AM
Lab ID:	1710T90-003	**Matrix:**	Aqueous

Analyses	Result	Reporting Limit	Qual	Units	BatchID	Dilution Factor	Date Analyzed	Analyst
Volatile Organic Compounds by GC/MS SW8260B				**(SW5030B)**				
Surr: Toluene-d8	96.4	80.1-116		%REC	251161	1	11/07/2017 16:59	NP
Total Metals by ICP/MS SW6020B				**(SW3005A)**				
Arsenic	BRL	0.00500		mg/L	250837	1	11/05/2017 21:28	TA
Copper	BRL	0.00200		mg/L	250837	1	11/05/2017 21:28	TA
Lead	BRL	0.00100		mg/L	250837	1	11/05/2017 21:28	TA
Zinc	BRL	0.0100		mg/L	250837	1	11/05/2017 21:28	TA
ION SCAN SW9056A								
Nitrate	BRL	0.25		mg/L	R356466	1	11/02/2017 01:27	VL
Sulfate	BRL	1.0		mg/L	R356466	1	11/02/2017 01:27	VL
Dissolved Metals by ICP/MS SW6020B				**(SW3005A)**				
Arsenic	BRL	0.00500		mg/L	251092	1	11/07/2017 16:46	TA
Copper	BRL	0.00200		mg/L	251092	1	11/07/2017 16:46	TA
Lead	BRL	0.00100		mg/L	251092	1	11/07/2017 16:46	TA
Zinc	BRL	0.0100		mg/L	251092	1	11/07/2017 16:46	TA
CHLORINATED PESTICIDES, TCL SW8081B				**(SW3510C)**				
4,4´-DDD	BRL	0.00010		mg/L	250728	1	11/02/2017 23:57	SH
4,4´-DDE	BRL	0.00010		mg/L	250728	1	11/02/2017 23:57	SH
4,4´-DDT	BRL	0.00010		mg/L	250728	1	11/02/2017 23:57	SH
alpha-BHC	BRL	0.000050		mg/L	250728	1	11/02/2017 23:57	SH
alpha-Chlordane	BRL	0.000050		mg/L	250728	1	11/02/2017 23:57	SH
beta-BHC	BRL	0.000050		mg/L	250728	1	11/02/2017 23:57	SH
delta-BHC	BRL	0.000050		mg/L	250728	1	11/02/2017 23:57	SH
Dieldrin	BRL	0.00010		mg/L	250728	1	11/02/2017 23:57	SH
gamma-BHC	BRL	0.000050		mg/L	250728	1	11/02/2017 23:57	SH
gamma-Chlordane	BRL	0.000050		mg/L	250728	1	11/02/2017 23:57	SH
Heptachlor	BRL	0.000050		mg/L	250728	1	11/02/2017 23:57	SH
Methoxychlor	BRL	0.00050		mg/L	250728	1	11/02/2017 23:57	SH
Toxaphene	BRL	0.0030		mg/L	250728	1	11/02/2017 23:57	SH
Surr: Decachlorobiphenyl	31.1	15.4-120		%REC	250728	1	11/02/2017 23:57	SH
Surr: Tetrachloro-m-xylene	64.3	37-126		%REC	250728	1	11/02/2017 23:57	SH

Qualifiers:

*	Value exceeds maximum contaminant level	E	Estimated (value above quantitation range)
BRL	Below reporting limit	S	Spike Recovery outside limits due to matrix
H	Holding times for preparation or analysis exceeded	Narr	See case narrative
N	Analyte not NELAC certified	NC	Not confirmed
B	Analyte detected in the associated method blank	<	Less than Result value
>	Greater than Result value	J	Estimated value detected below Reporting Limit

Analytical Environmental Services, Inc **Date:** 10-Nov-17

Client:	AMEC Foster Wheeler	**Client Sample ID:**	MW-102
Project Name:	BFEL - Atlanta	**Collection Date:**	10/31/2017 3:10:00 PM
Lab ID:	1710T90-004	**Matrix:**	Aqueous

Analyses	Result	Reporting Limit	Qual	Units	BatchID	Dilution Factor	Date Analyzed	Analyst
Volatile Organic Compounds by GC/MS SW8260B				**(SW5030B)**				
1,1,1-Trichloroethane	BRL	0.0050		mg/L	251161	1	11/07/2017 14:59	NP
1,1,2,2-Tetrachloroethane	BRL	0.0050		mg/L	251161	1	11/07/2017 14:59	NP
1,1,2-Trichloroethane	BRL	0.0050		mg/L	251161	1	11/07/2017 14:59	NP
1,1-Dichloroethane	BRL	0.0050		mg/L	251161	1	11/07/2017 14:59	NP
1,1-Dichloroethene	BRL	0.0050		mg/L	251161	1	11/07/2017 14:59	NP
1,1-Dichloropropene	BRL	0.0050		mg/L	251161	1	11/07/2017 14:59	NP
1,2,4-Trichlorobenzene	BRL	0.0050		mg/L	251161	1	11/07/2017 14:59	NP
1,2-Dichloroethane	BRL	0.0050		mg/L	251161	1	11/07/2017 14:59	NP
1,2-Dichloropropane	BRL	0.0050		mg/L	251161	1	11/07/2017 14:59	NP
1,4-Dioxane	BRL	0.15		mg/L	251161	1	11/07/2017 14:59	NP
2-Butanone	BRL	0.050		mg/L	251161	1	11/07/2017 14:59	NP
4-Methyl-2-pentanone	BRL	0.010		mg/L	251161	1	11/07/2017 14:59	NP
Acetone	BRL	0.050		mg/L	251161	1	11/07/2017 14:59	NP
Benzene	BRL	0.0050		mg/L	251161	1	11/07/2017 14:59	NP
Carbon disulfide	BRL	0.0050		mg/L	251161	1	11/07/2017 14:59	NP
Carbon tetrachloride	BRL	0.0050		mg/L	251161	1	11/07/2017 14:59	NP
Chlorobenzene	BRL	0.0050		mg/L	251161	1	11/07/2017 14:59	NP
Chloroethane	BRL	0.010		mg/L	251161	1	11/07/2017 14:59	NP
Chloroform	BRL	0.0050		mg/L	251161	1	11/07/2017 14:59	NP
Chloromethane	BRL	0.0050		mg/L	251161	1	11/07/2017 14:59	NP
cis-1,2-Dichloroethene	BRL	0.0050		mg/L	251161	1	11/07/2017 14:59	NP
Cyclohexane	BRL	0.0050		mg/L	251161	1	11/07/2017 14:59	NP
Ethylbenzene	BRL	0.0050		mg/L	251161	1	11/07/2017 14:59	NP
Isobutyl Alcohol	BRL	0.20		mg/L	251161	1	11/07/2017 14:59	NP
Isopropylbenzene	BRL	0.0050		mg/L	251161	1	11/07/2017 14:59	NP
Methylene chloride	BRL	0.0050		mg/L	251161	1	11/07/2017 14:59	NP
Naphthalene	BRL	0.0050		mg/L	251161	1	11/07/2017 14:59	NP
Styrene	BRL	0.0050		mg/L	251161	1	11/07/2017 14:59	NP
Tetrachloroethene	BRL	0.0050		mg/L	251161	1	11/07/2017 14:59	NP
Tetrahydrofuran	BRL	0.010		mg/L	251161	1	11/07/2017 14:59	NP
Toluene	BRL	0.0050		mg/L	251161	1	11/07/2017 14:59	NP
trans-1,2-Dichloroethene	BRL	0.0050		mg/L	251161	1	11/07/2017 14:59	NP
Trichloroethene	BRL	0.0050		mg/L	251161	1	11/07/2017 14:59	NP
Trichlorofluoromethane	BRL	0.0050		mg/L	251161	1	11/07/2017 14:59	NP
Vinyl chloride	BRL	0.0020		mg/L	251161	1	11/07/2017 14:59	NP
Xylenes, Total	BRL	0.0050		mg/L	251161	1	11/07/2017 14:59	NP
Surr: 4-Bromofluorobenzene	80.4	68-127		%REC	251161	1	11/07/2017 14:59	NP
Surr: Dibromofluoromethane	107	84.4-122		%REC	251161	1	11/07/2017 14:59	NP
Surr: Toluene-d8	95.1	80.1-116		%REC	251161	1	11/07/2017 14:59	NP
Total Metals by ICP/MS SW6020B				**(SW3005A)**				

Qualifiers:

*	Value exceeds maximum contaminant level	E	Estimated (value above quantitation range)
BRL	Below reporting limit	S	Spike Recovery outside limits due to matrix
H	Holding times for preparation or analysis exceeded	Narr	See case narrative
N	Analyte not NELAC certified	NC	Not confirmed
B	Analyte detected in the associated method blank	<	Less than Result value
>	Greater than Result value	J	Estimated value detected below Reporting Limit

Analytical Environmental Services, Inc **Date:** 10-Nov-17

Client:	AMEC Foster Wheeler	**Client Sample ID:**	MW-102
Project Name:	BFEL - Atlanta	**Collection Date:**	10/31/2017 3:10:00 PM
Lab ID:	1710T90-004	**Matrix:**	Aqueous

Analyses	Result	Reporting Limit	Qual	Units	BatchID	Dilution Factor	Date Analyzed	Analyst
Total Metals by ICP/MS SW6020B				**(SW3005A)**				
Arsenic	BRL	0.00500		mg/L	250837	1	11/05/2017 21:30	TA
Copper	BRL	0.00200		mg/L	250837	1	11/07/2017 14:53	TA
Lead	BRL	0.00100		mg/L	250837	1	11/05/2017 21:30	TA
Zinc	0.0113	0.0100		mg/L	250837	1	11/07/2017 14:53	TA
ION SCAN SW9056A								
Nitrate	2.5	0.25		mg/L	R356466	1	11/02/2017 04:13	VL
Sulfate	60	1.0		mg/L	R356466	1	11/02/2017 04:13	VL
Dissolved Metals by ICP/MS SW6020B				**(SW3005A)**				
Arsenic	BRL	0.00500		mg/L	251092	1	11/07/2017 16:48	TA
Copper	BRL	0.00200		mg/L	251092	1	11/07/2017 16:48	TA
Lead	BRL	0.00100		mg/L	251092	1	11/07/2017 16:48	TA
Zinc	0.0104	0.0100		mg/L	251092	1	11/07/2017 16:48	TA
CHLORINATED PESTICIDES, TCL SW8081B				**(SW3510C)**				
4,4´-DDD	BRL	0.00010		mg/L	250728	1	11/03/2017 00:08	SH
4,4´-DDE	BRL	0.00010		mg/L	250728	1	11/03/2017 00:08	SH
4,4´-DDT	BRL	0.00010		mg/L	250728	1	11/03/2017 00:08	SH
alpha-BHC	BRL	0.000050		mg/L	250728	1	11/03/2017 00:08	SH
alpha-Chlordane	BRL	0.000050		mg/L	250728	1	11/03/2017 00:08	SH
beta-BHC	BRL	0.000050		mg/L	250728	1	11/03/2017 00:08	SH
delta-BHC	BRL	0.000050		mg/L	250728	1	11/03/2017 00:08	SH
Dieldrin	BRL	0.00010		mg/L	250728	1	11/03/2017 00:08	SH
gamma-BHC	BRL	0.000050		mg/L	250728	1	11/03/2017 00:08	SH
gamma-Chlordane	BRL	0.000050		mg/L	250728	1	11/03/2017 00:08	SH
Heptachlor	BRL	0.000050		mg/L	250728	1	11/03/2017 00:08	SH
Methoxychlor	BRL	0.00050		mg/L	250728	1	11/03/2017 00:08	SH
Toxaphene	BRL	0.0030		mg/L	250728	1	11/03/2017 00:08	SH
Surr: Decachlorobiphenyl	60.5	15.4-120		%REC	250728	1	11/03/2017 00:08	SH
Surr: Tetrachloro-m-xylene	67.2	37-126		%REC	250728	1	11/03/2017 00:08	SH

Qualifiers:

- * Value exceeds maximum contaminant level
- BRL Below reporting limit
- H Holding times for preparation or analysis exceeded
- N Analyte not NELAC certified
- B Analyte detected in the associated method blank
- > Greater than Result value
- E Estimated (value above quantitation range)
- S Spike Recovery outside limits due to matrix
- Narr See case narrative
- NC Not confirmed
- < Less than Result value
- J Estimated value detected below Reporting Limit

Analytical Environmental Services, Inc **Date:** 10-Nov-17

Client:	AMEC Foster Wheeler	**Client Sample ID:**	MW-1B
Project Name:	BFEL - Atlanta	**Collection Date:**	10/31/2017 2:42:00 PM
Lab ID:	1710T90-005	**Matrix:**	Aqueous

Analyses	Result	Reporting Limit	Qual	Units	BatchID	Dilution Factor	Date Analyzed	Analyst
Volatile Organic Compounds by GC/MS SW8260B				**(SW5030B)**				
1,1,1-Trichloroethane	BRL	0.0050		mg/L	251161	1	11/07/2017 15:22	NP
1,1,2,2-Tetrachloroethane	BRL	0.0050		mg/L	251161	1	11/07/2017 15:22	NP
1,1,2-Trichloroethane	BRL	0.0050		mg/L	251161	1	11/07/2017 15:22	NP
1,1-Dichloroethane	BRL	0.0050		mg/L	251161	1	11/07/2017 15:22	NP
1,1-Dichloroethene	BRL	0.0050		mg/L	251161	1	11/07/2017 15:22	NP
1,1-Dichloropropene	BRL	0.0050		mg/L	251161	1	11/07/2017 15:22	NP
1,2,4-Trichlorobenzene	BRL	0.0050		mg/L	251161	1	11/07/2017 15:22	NP
1,2-Dichloroethane	BRL	0.0050		mg/L	251161	1	11/07/2017 15:22	NP
1,2-Dichloropropane	BRL	0.0050		mg/L	251161	1	11/07/2017 15:22	NP
1,4-Dioxane	BRL	0.15		mg/L	251161	1	11/07/2017 15:22	NP
2-Butanone	BRL	0.050		mg/L	251161	1	11/07/2017 15:22	NP
4-Methyl-2-pentanone	BRL	0.010		mg/L	251161	1	11/07/2017 15:22	NP
Acetone	BRL	0.050		mg/L	251161	1	11/07/2017 15:22	NP
Benzene	BRL	0.0050		mg/L	251161	1	11/07/2017 15:22	NP
Carbon disulfide	BRL	0.0050		mg/L	251161	1	11/07/2017 15:22	NP
Carbon tetrachloride	BRL	0.0050		mg/L	251161	1	11/07/2017 15:22	NP
Chlorobenzene	BRL	0.0050		mg/L	251161	1	11/07/2017 15:22	NP
Chloroethane	BRL	0.010		mg/L	251161	1	11/07/2017 15:22	NP
Chloroform	BRL	0.0050		mg/L	251161	1	11/07/2017 15:22	NP
Chloromethane	BRL	0.0050		mg/L	251161	1	11/07/2017 15:22	NP
cis-1,2-Dichloroethene	BRL	0.0050		mg/L	251161	1	11/07/2017 15:22	NP
Cyclohexane	BRL	0.0050		mg/L	251161	1	11/07/2017 15:22	NP
Ethylbenzene	BRL	0.0050		mg/L	251161	1	11/07/2017 15:22	NP
Isobutyl Alcohol	BRL	0.20		mg/L	251161	1	11/07/2017 15:22	NP
Isopropylbenzene	BRL	0.0050		mg/L	251161	1	11/07/2017 15:22	NP
Methylene chloride	BRL	0.0050		mg/L	251161	1	11/07/2017 15:22	NP
Naphthalene	BRL	0.0050		mg/L	251161	1	11/07/2017 15:22	NP
Styrene	BRL	0.0050		mg/L	251161	1	11/07/2017 15:22	NP
Tetrachloroethene	BRL	0.0050		mg/L	251161	1	11/07/2017 15:22	NP
Tetrahydrofuran	BRL	0.010		mg/L	251161	1	11/07/2017 15:22	NP
Toluene	BRL	0.0050		mg/L	251161	1	11/07/2017 15:22	NP
trans-1,2-Dichloroethene	BRL	0.0050		mg/L	251161	1	11/07/2017 15:22	NP
Trichloroethene	BRL	0.0050		mg/L	251161	1	11/07/2017 15:22	NP
Trichlorofluoromethane	BRL	0.0050		mg/L	251161	1	11/07/2017 15:22	NP
Vinyl chloride	BRL	0.0020		mg/L	251161	1	11/07/2017 15:22	NP
Xylenes, Total	BRL	0.0050		mg/L	251161	1	11/07/2017 15:22	NP
Surr: 4-Bromofluorobenzene	82.1	68-127		%REC	251161	1	11/07/2017 15:22	NP
Surr: Dibromofluoromethane	107	84.4-122		%REC	251161	1	11/07/2017 15:22	NP
Surr: Toluene-d8	96.1	80.1-116		%REC	251161	1	11/07/2017 15:22	NP
Total Metals by ICP/MS SW6020B				**(SW3005A)**				

Qualifiers:

*	Value exceeds maximum contaminant level	E	Estimated (value above quantitation range)
BRL	Below reporting limit	S	Spike Recovery outside limits due to matrix
H	Holding times for preparation or analysis exceeded	Narr	See case narrative
N	Analyte not NELAC certified	NC	Not confirmed
B	Analyte detected in the associated method blank	<	Less than Result value
>	Greater than Result value	J	Estimated value detected below Reporting Limit

Analytical Environmental Services, Inc **Date:** 10-Nov-17

Client:	AMEC Foster Wheeler	**Client Sample ID:**	MW-1B
Project Name:	BFEL - Atlanta	**Collection Date:**	10/31/2017 2:42:00 PM
Lab ID:	1710T90-005	**Matrix:**	Aqueous

Analyses	Result	Reporting Limit	Qual	Units	BatchID	Dilution Factor	Date Analyzed	Analyst
Total Metals by ICP/MS SW6020B				**(SW3005A)**				
Arsenic	BRL	0.00500		mg/L	250837	1	11/05/2017 21:32	TA
Copper	BRL	0.00200		mg/L	250837	1	11/05/2017 21:32	TA
Lead	BRL	0.00100		mg/L	250837	1	11/05/2017 21:32	TA
Zinc	BRL	0.0100		mg/L	250837	1	11/05/2017 21:32	TA
ION SCAN SW9056A								
Nitrate	6.8	0.25		mg/L	R356466	1	11/02/2017 03:13	VL
Sulfate	28	1.0		mg/L	R356466	1	11/02/2017 03:13	VL
Dissolved Metals by ICP/MS SW6020B				**(SW3005A)**				
Arsenic	BRL	0.00500		mg/L	251092	1	11/07/2017 16:50	TA
Copper	BRL	0.00200		mg/L	251092	1	11/07/2017 16:50	TA
Lead	BRL	0.00100		mg/L	251092	1	11/07/2017 16:50	TA
Zinc	BRL	0.0100		mg/L	251092	1	11/07/2017 16:50	TA
CHLORINATED PESTICIDES, TCL SW8081B				**(SW3510C)**				
4,4´-DDD	BRL	0.00010		mg/L	250728	1	11/03/2017 00:19	SH
4,4´-DDE	BRL	0.00010		mg/L	250728	1	11/03/2017 00:19	SH
4,4´-DDT	BRL	0.00010		mg/L	250728	1	11/03/2017 00:19	SH
alpha-BHC	BRL	0.000050		mg/L	250728	1	11/03/2017 00:19	SH
alpha-Chlordane	BRL	0.000050		mg/L	250728	1	11/03/2017 00:19	SH
beta-BHC	BRL	0.000050		mg/L	250728	1	11/03/2017 00:19	SH
delta-BHC	BRL	0.000050		mg/L	250728	1	11/03/2017 00:19	SH
Dieldrin	BRL	0.00010		mg/L	250728	1	11/03/2017 00:19	SH
gamma-BHC	BRL	0.000050		mg/L	250728	1	11/03/2017 00:19	SH
gamma-Chlordane	BRL	0.000050		mg/L	250728	1	11/03/2017 00:19	SH
Heptachlor	BRL	0.000050		mg/L	250728	1	11/03/2017 00:19	SH
Methoxychlor	BRL	0.00050		mg/L	250728	1	11/03/2017 00:19	SH
Toxaphene	BRL	0.0030		mg/L	250728	1	11/03/2017 00:19	SH
Surr: Decachlorobiphenyl	59.5	15.4-120		%REC	250728	1	11/03/2017 00:19	SH
Surr: Tetrachloro-m-xylene	82.8	37-126		%REC	250728	1	11/03/2017 00:19	SH

Qualifiers:

- * Value exceeds maximum contaminant level
- BRL Below reporting limit
- H Holding times for preparation or analysis exceeded
- N Analyte not NELAC certified
- B Analyte detected in the associated method blank
- > Greater than Result value
- E Estimated (value above quantitation range)
- S Spike Recovery outside limits due to matrix
- Narr See case narrative
- NC Not confirmed
- < Less than Result value
- J Estimated value detected below Reporting Limit

Analytical Environmental Services, Inc **Date:** 10-Nov-17

Client:	AMEC Foster Wheeler	**Client Sample ID:**	TW-12
Project Name:	BFEL - Atlanta	**Collection Date:**	10/31/2017 3:37:00 PM
Lab ID:	1710T90-006	**Matrix:**	Aqueous

Analyses	Result	Reporting Limit	Qual	Units	BatchID	Dilution Factor	Date Analyzed	Analyst
Total Metals by ICP/MS SW6020B				**(SW3005A)**				
Arsenic	BRL	0.00500		mg/L	250837	1	11/05/2017 21:34	TA
Copper	BRL	0.00200		mg/L	250837	1	11/05/2017 21:34	TA
Lead	BRL	0.00100		mg/L	250837	1	11/05/2017 21:34	TA
Zinc	0.148	0.0100		mg/L	250837	1	11/07/2017 15:00	TA
ION SCAN SW9056A								
Nitrate	2.0	0.25		mg/L	R356466	1	11/02/2017 04:28	VL
Sulfate	68	1.0		mg/L	R356466	1	11/02/2017 04:28	VL
Dissolved Metals by ICP/MS SW6020B				**(SW3005A)**				
Arsenic	BRL	0.00500		mg/L	251092	1	11/07/2017 16:52	TA
Copper	BRL	0.00200		mg/L	251092	1	11/07/2017 16:52	TA
Lead	BRL	0.00100		mg/L	251092	1	11/07/2017 16:52	TA
Zinc	0.143	0.0100		mg/L	251092	1	11/07/2017 16:52	TA
CHLORINATED PESTICIDES, TCL SW8081B				**(SW3510C)**				
4,4´-DDD	BRL	0.00010		mg/L	250728	1	11/03/2017 00:30	SH
4,4´-DDE	BRL	0.00010		mg/L	250728	1	11/03/2017 00:30	SH
4,4´-DDT	BRL	0.00010		mg/L	250728	1	11/03/2017 00:30	SH
alpha-BHC	0.000092	0.000050		mg/L	250728	1	11/03/2017 00:30	SH
alpha-Chlordane	BRL	0.000050		mg/L	250728	1	11/03/2017 00:30	SH
beta-BHC	BRL	0.000050		mg/L	250728	1	11/03/2017 00:30	SH
delta-BHC	BRL	0.000050		mg/L	250728	1	11/03/2017 00:30	SH
Dieldrin	BRL	0.00010		mg/L	250728	1	11/03/2017 00:30	SH
gamma-BHC	BRL	0.000050		mg/L	250728	1	11/03/2017 00:30	SH
gamma-Chlordane	BRL	0.000050		mg/L	250728	1	11/03/2017 00:30	SH
Heptachlor	BRL	0.000050		mg/L	250728	1	11/03/2017 00:30	SH
Methoxychlor	BRL	0.00050		mg/L	250728	1	11/03/2017 00:30	SH
Toxaphene	BRL	0.0030		mg/L	250728	1	11/03/2017 00:30	SH
Surr: Decachlorobiphenyl	36.3	15.4-120		%REC	250728	1	11/03/2017 00:30	SH
Surr: Tetrachloro-m-xylene	68.9	37-126		%REC	250728	1	11/03/2017 00:30	SH

Qualifiers:

- * Value exceeds maximum contaminant level
- BRL Below reporting limit
- H Holding times for preparation or analysis exceeded
- N Analyte not NELAC certified
- B Analyte detected in the associated method blank
- > Greater than Result value
- E Estimated (value above quantitation range)
- S Spike Recovery outside limits due to matrix
- Narr See case narrative
- NC Not confirmed
- < Less than Result value
- J Estimated value detected below Reporting Limit

Analytical Environmental Services, Inc

Date: 10-Nov-17

SUMMARY OF ANALYTES DETECTED

Analyses	Result	Qual	MDL	Reporting Limit	Units	BatchID	Dilution Factor
Client Sample ID: EB-01B				**Lab ID:** 1710T90-002			
Collection Date: 10/31/2017 11:15:00 AM				**Matrix:** Aqueous			
Volatile Organic Compounds by GC/MS SW8260B				**(SW5030B)**			
Methylene chloride	0.032		0.0012	0.0050	mg/L	251161	1
Client Sample ID: EB-01G				**Lab ID:** 1710T90-003			
Collection Date: 10/31/2017 11:30:00 AM				**Matrix:** Aqueous			
Volatile Organic Compounds by GC/MS SW8260B				**(SW5030B)**			
Methylene chloride	0.032		0.0012	0.0050	mg/L	251161	1
Client Sample ID: MW-102				**Lab ID:** 1710T90-004			
Collection Date: 10/31/2017 3:10:00 PM				**Matrix:** Aqueous			
Total Metals by ICP/MS SW6020B				**(SW3005A)**			
Zinc	0.0113		0.000580	0.0100	mg/L	250837	1
ION SCAN SW9056A							
Nitrate	2.5		0.055	0.25	mg/L	R356466	1
Sulfate	60		0.12	1.0	mg/L	R356466	1
Dissolved Metals by ICP/MS SW6020B				**(SW3005A)**			
Zinc	0.0104		0.000580	0.0100	mg/L	251092	1
Client Sample ID: MW-1B				**Lab ID:** 1710T90-005			
Collection Date: 10/31/2017 2:42:00 PM				**Matrix:** Aqueous			
ION SCAN SW9056A							
Nitrate	6.8		0.055	0.25	mg/L	R356466	1
Sulfate	28		0.12	1.0	mg/L	R356466	1
Client Sample ID: TW-12				**Lab ID:** 1710T90-006			
Collection Date: 10/31/2017 3:37:00 PM				**Matrix:** Aqueous			
Total Metals by ICP/MS SW6020B				**(SW3005A)**			
Zinc	0.148		0.000580	0.0100	mg/L	250837	1
ION SCAN SW9056A							
Nitrate	2.0		0.055	0.25	mg/L	R356466	1
Sulfate	68		0.12	1.0	mg/L	R356466	1
Dissolved Metals by ICP/MS SW6020B				**(SW3005A)**			
Zinc	0.143		0.000580	0.0100	mg/L	251092	1
CHLORINATED PESTICIDES, TCL SW8081B				**(SW3510C)**			
alpha-BHC	0.000092		0.000018	0.000050	mg/L	250728	1

Qualifiers:

- * Value exceeds maximum contaminant level
- BRL Below reporting limit
- H Holding times for preparation or analysis exceeded
- N Analyte not NELAC certified
- B Analyte detected in the associated method blank
- > Greater than Result value
- E Estimated (value above quantitation range)
- S Spike Recovery outside limits due to matrix
- Narr See case narrative
- NC Not confirmed
- < Less than Result value
- J Estimated value detected below Reporting Limit

Clear | Save as

ANALYTICAL ENVIRONMENTAL SERVICES, INC.

SAMPLE/COOLER RECEIPT CHECKLIST

1. Client Name: **AMEC Foster Wheeler** AES Work Order Number: **1710T90**

2. Carrier: FedEx ☐ UPS ☐ USPS ☐ Client ☐ Courier ■ Other _____

		Yes	No	N/A	Details	Comments
3.	Shipping container/cooler received in good condition?	○	○	○	damaged ☐ leaking ☐ other ☐	
4.	Custody seals present on shipping container?	○	○	○		
5.	Custody seals intact on shipping container?	○	○	○		
6.	Temperature blanks present?	○	○	○		
7.	Cooler temperature(s) within limits of 0-6°C? [See item 13 and 14 for temperature recordings.]	○	○	○	Cooling initiated for recently collected samples / ice present ☐	
8.	Chain of Custody (COC) present?	○	○	○		
9.	Chain of Custody signed, dated, and timed when relinquished and received?	○	○	○		
10.	Sampler name and/or signature on COC?	○	○	○		
11.	Were all samples received within holding time?	○	○	○		
12.	TAT marked on the COC?	○	○	○	If no TAT indicated, proceeded with standard TAT per Terms & Conditions. ☐	

13. Cooler 1 Temperature 3.3 °C Cooler 2 Temperature 3.8 °C Cooler 3 Temperature _____ °C Cooler 4 Temperature _____ °C

14. Cooler 5 Temperature _____ °C Cooler 6 Temperature _____ °C Cooler 7 Temperature _____ °C Cooler 8 Temperature _____ °C

15. Comments: _____

I certify that I have completed sections 1-15 (dated initials). MJ 10/31/17

		Yes	No	N/A	Details	Comments
16.	Were sample containers intact upon receipt?	○	○	○		
17.	Custody seals present on sample containers?	○	○	○		
18.	Custody seals intact on sample containers?	○	○	○		
19.	Do sample container labels match the COC?	○	○	○	incomplete info ☐ illegible ☐ no label ☐ other ☐	
20.	Are analyses requested indicated on the COC?	○	○	○		
21.	Were all of the samples listed on the COC received?	○	○	○	samples received but not listed on COC ☐ samples listed on COC not received ☐	
22.	Was the sample collection date/time noted?	○	○	○		
23.	Did we receive sufficient sample volume for indicated analyses?	○	○	○		
24.	Were samples received in appropriate containers?	○	○	○		
25.	Were VOA samples received without headspace (< 1/4" bubble)?	○	○	○		
26.	Were trip blanks submitted?	○	○	○	listed on COC ■ not listed on COC ☐	

27. Comments: _____

I certify that I have completed sections 16-27 (dated initials). MJ 10/31/17

This section only applies to samples where pH can be checked at Sample Receipt.

		Yes	No	N/A	Details	Comments
28.	Have containers needing chemical preservation been checked? *	○	○	○		
29.	Containers meet preservation guidelines?	○	○	○		
30.	Was pH adjusted at Sample Receipt?	○	○	○		

* Note: Certain analyses require chemical preservation but must be checked in the laboratory and not upon Sample Receipt such as Coliforms, VOCs and Oil & Grease/TPH.

I certify that I have completed sections 28-30 (dated initials). MJ 10/31/17

Checklist 6.9.17 Rev 2

Locked

Analytical Environmental Services, Inc

Date: 10-Nov-17

Client: AMEC Foster Wheeler
Project Name: BFEL - Atlanta
Lab Order: 1710T90

Dates Report

Lab Sample ID	Client Sample ID	Collection Date	Matrix	Test Name	TCLP Date	Prep Date	Analysis Date
1710T90-001A	TB-01	10/31/2017 10:00:00AM	Aqueous	Volatile Organic Compounds by GC/MS		11/7/2017 12:57:00PM	11/07/2017
1710T90-002A	EB-01B	10/31/2017 11:15:00AM	Aqueous	Volatile Organic Compounds by GC/MS		11/7/2017 12:57:00PM	11/07/2017
1710T90-002B	EB-01B	10/31/2017 11:15:00AM	Aqueous	Total Metals by ICP/MS		11/2/2017 7:17:00PM	11/05/2017
1710T90-002C	EB-01B	10/31/2017 11:15:00AM	Aqueous	Dissolved Metals by ICP/MS		11/6/2017 4:05:00PM	11/07/2017
1710T90-002D	EB-01B	10/31/2017 11:15:00AM	Aqueous	ION SCAN			11/01/2017
1710T90-002E	EB-01B	10/31/2017 11:15:00AM	Aqueous	TCL-CHLORINATED PESTICIDES		11/1/2017 9:30:00AM	11/02/2017
1710T90-003A	EB-01G	10/31/2017 11:30:00AM	Aqueous	Volatile Organic Compounds by GC/MS		11/7/2017 12:57:00PM	11/07/2017
1710T90-003B	EB-01G	10/31/2017 11:30:00AM	Aqueous	Total Metals by ICP/MS		11/2/2017 7:17:00PM	11/05/2017
1710T90-003C	EB-01G	10/31/2017 11:30:00AM	Aqueous	Dissolved Metals by ICP/MS		11/6/2017 4:05:00PM	11/07/2017
1710T90-003D	EB-01G	10/31/2017 11:30:00AM	Aqueous	ION SCAN			11/02/2017
1710T90-003E	EB-01G	10/31/2017 11:30:00AM	Aqueous	TCL-CHLORINATED PESTICIDES		11/1/2017 9:30:00AM	11/02/2017
1710T90-004A	MW-102	10/31/2017 3:10:00PM	Aqueous	Volatile Organic Compounds by GC/MS		11/7/2017 12:57:00PM	11/07/2017
1710T90-004B	MW-102	10/31/2017 3:10:00PM	Aqueous	Total Metals by ICP/MS		11/2/2017 7:17:00PM	11/05/2017
1710T90-004B	MW-102	10/31/2017 3:10:00PM	Aqueous	Total Metals by ICP/MS		11/2/2017 7:17:00PM	11/07/2017
1710T90-004C	MW-102	10/31/2017 3:10:00PM	Aqueous	Dissolved Metals by ICP/MS		11/6/2017 4:05:00PM	11/07/2017
1710T90-004D	MW-102	10/31/2017 3:10:00PM	Aqueous	ION SCAN			11/02/2017
1710T90-004E	MW-102	10/31/2017 3:10:00PM	Aqueous	TCL-CHLORINATED PESTICIDES		11/1/2017 9:30:00AM	11/03/2017
1710T90-005A	MW-1B	10/31/2017 2:42:00PM	Aqueous	Volatile Organic Compounds by GC/MS		11/7/2017 12:57:00PM	11/07/2017
1710T90-005B	MW-1B	10/31/2017 2:42:00PM	Aqueous	Total Metals by ICP/MS		11/2/2017 7:17:00PM	11/05/2017
1710T90-005C	MW-1B	10/31/2017 2:42:00PM	Aqueous	Dissolved Metals by ICP/MS		11/6/2017 4:05:00PM	11/07/2017
1710T90-005D	MW-1B	10/31/2017 2:42:00PM	Aqueous	ION SCAN			11/02/2017
1710T90-005E	MW-1B	10/31/2017 2:42:00PM	Aqueous	TCL-CHLORINATED PESTICIDES		11/1/2017 9:30:00AM	11/03/2017
1710T90-006A	TW-12	10/31/2017 3:37:00PM	Aqueous	Total Metals by ICP/MS		11/2/2017 7:17:00PM	11/05/2017
1710T90-006A	TW-12	10/31/2017 3:37:00PM	Aqueous	Total Metals by ICP/MS		11/2/2017 7:17:00PM	11/07/2017
1710T90-006B	TW-12	10/31/2017 3:37:00PM	Aqueous	Dissolved Metals by ICP/MS		11/6/2017 4:05:00PM	11/07/2017
1710T90-006C	TW-12	10/31/2017 3:37:00PM	Aqueous	ION SCAN			11/02/2017
1710T90-006D	TW-12	10/31/2017 3:37:00PM	Aqueous	TCL-CHLORINATED PESTICIDES		11/1/2017 9:30:00AM	11/03/2017

Client: AMEC Foster Wheeler
Project Name: BFEL - Atlanta
Workorder: 1710T90

ANALYTICAL QC SUMMARY REPORT

BatchID: 250728

Sample ID: **MB-250728** Client ID: Units: **mg/L** Prep Date: **10/31/2017** Run No: **356213**
SampleType: **MBLK** TestCode: **CHLORINATED PESTICIDES, TCL SW8081B** BatchID: **250728** Analysis Date: **11/02/2017** Seq No: **7845804**

Analyte	Result	RPT Limit	SPK value	SPK Ref Val	%REC	Low Limit	High Limit	RPD Ref Val	%RPD	RPD Limit	Qual
4,4´-DDD	BRL	0.00010									
4,4´-DDE	BRL	0.00010									
4,4´-DDT	BRL	0.00010									
alpha-BHC	BRL	0.000050									
alpha-Chlordane	BRL	0.000050									
beta-BHC	BRL	0.000050									
delta-BHC	BRL	0.000050									
Dieldrin	BRL	0.00010									
gamma-BHC	BRL	0.000050									
gamma-Chlordane	BRL	0.000050									
Heptachlor	BRL	0.000050									
Methoxychlor	BRL	0.00050									
Toxaphene	BRL	0.0050									
Surr: Decachlorobiphenyl	0.000242	0	0.0005		48.4	15.4	120				
Surr: Tetrachloro-m-xylene	0.000415	0	0.0005		82.9	37	126				

Sample ID: **LCS-250728** Client ID: Units: **mg/L** Prep Date: **10/31/2017** Run No: **356213**
SampleType: **LCS** TestCode: **CHLORINATED PESTICIDES, TCL SW8081B** BatchID: **250728** Analysis Date: **11/02/2017** Seq No: **7845805**

Analyte	Result	RPT Limit	SPK value	SPK Ref Val	%REC	Low Limit	High Limit	RPD Ref Val	%RPD	RPD Limit	Qual
4,4´-DDT	0.001063	0.00010	0.0010		106	61.9	135				
Dieldrin	0.001003	0.00010	0.0010		100	70.3	126				
gamma-BHC	0.001001	0.000050	0.0010		100	70.9	129				
Heptachlor	0.001100	0.000050	0.0010		110	63.5	128				
Surr: Decachlorobiphenyl	0.000243	0	0.0005		48.5	15.4	120				
Surr: Tetrachloro-m-xylene	0.000381	0	0.0005		76.2	37	126				

Qualifiers:

>	Greater than Result value	<	Less than Result value	B	Analyte detected in the associated method blank
BRL	Below reporting limit	E	Estimated (value above quantitation range)	H	Holding times for preparation or analysis exceeded
J	Estimated value detected below Reporting Limit	N	Analyte not NELAC certified	R	RPD outside limits due to matrix
Rpt Lim	Reporting Limit	S	Spike Recovery outside limits due to matrix		

Client: AMEC Foster Wheeler
Project Name: BFEL - Atlanta
Workorder: 1710T90

ANALYTICAL QC SUMMARY REPORT

BatchID: 250728

Sample ID: **1710R14-003CMS**	Client ID:				Units: **mg/L**		Prep Date: **10/31/2017**		Run No: **356213**	
SampleType: **MS**	TestCode: **CHLORINATED PESTICIDES, TCL SW8081B**				BatchID: **250728**		Analysis Date: **11/02/2017**		Seq No: **7845814**	
Analyte	Result	RPT Limit	SPK value	SPK Ref Val	%REC	Low Limit	High Limit	RPD Ref Val	%RPD	RPD Limit	Qual
4,4´-DDT	0.000526	0.00010	0.0010		52.6	43.2	136				
Dieldrin	0.000737	0.00010	0.0010		73.7	44	139				
gamma-BHC	0.000856	0.000050	0.0010		85.6	53.8	141				
Heptachlor	0.000685	0.000050	0.0010		68.5	34.3	144				
Surr: Decachlorobiphenyl	0.000103	0	0.0005		20.5	15.4	120				
Surr: Tetrachloro-m-xylene	0.000588	0	0.0005		118	37	126				

Sample ID: **1710R14-003CMSD**	Client ID:				Units: **mg/L**		Prep Date: **10/31/2017**		Run No: **356213**	
SampleType: **MSD**	TestCode: **CHLORINATED PESTICIDES, TCL SW8081B**				BatchID: **250728**		Analysis Date: **11/02/2017**		Seq No: **7845815**	
Analyte	Result	RPT Limit	SPK value	SPK Ref Val	%REC	Low Limit	High Limit	RPD Ref Val	%RPD	RPD Limit	Qual
4,4´-DDT	0.000616	0.00010	0.0010		61.6	43.2	136	0.0005258	15.8	21.1	
Dieldrin	0.000830	0.00010	0.0010		83.0	44	139	0.0007367	11.9	20	
gamma-BHC	0.000955	0.000050	0.0010		95.5	53.8	141	0.0008563	10.9	20	
Heptachlor	0.000758	0.000050	0.0010		75.8	34.3	144	0.0006852	10.0	24.4	
Surr: Decachlorobiphenyl	0.000097	0	0.0005		19.5	15.4	120	0.0001026	0	0	
Surr: Tetrachloro-m-xylene	0.000559	0	0.0005		112	37	126	0.0006500	0	0	

Qualifiers:

>	Greater than Result value	<	Less than Result value	B	Analyte detected in the associated method blank
BRL	Below reporting limit	E	Estimated (value above quantitation range)	H	Holding times for preparation or analysis exceeded
J	Estimated value detected below Reporting Limit	N	Analyte not NELAC certified	R	RPD outside limits due to matrix
Rpt Lim	Reporting Limit	S	Spike Recovery outside limits due to matrix		

Client: AMEC Foster Wheeler
Project Name: BFEL - Atlanta
Workorder: 1710T90

ANALYTICAL QC SUMMARY REPORT

BatchID: 250837

Sample ID: **MB-250837** Client ID: Units: **mg/L** Prep Date: **11/02/2017** Run No: **356121**
SampleType: **MBLK** TestCode: **Total Metals by ICP/MS SW6020B** BatchID: **250837** Analysis Date: **11/05/2017** Seq No: **7843471**

Analyte	Result	RPT Limit	SPK value	SPK Ref Val	%REC	Low Limit	High Limit	RPD Ref Val	%RPD	RPD Limit	Qual
Arsenic	BRL	0.00500									
Copper	BRL	0.00200									
Lead	BRL	0.00100									
Zinc	BRL	0.0100									

Sample ID: **LCS-250837** Client ID: Units: **mg/L** Prep Date: **11/02/2017** Run No: **356121**
SampleType: **LCS** TestCode: **Total Metals by ICP/MS SW6020B** BatchID: **250837** Analysis Date: **11/05/2017** Seq No: **7843472**

Analyte	Result	RPT Limit	SPK value	SPK Ref Val	%REC	Low Limit	High Limit	RPD Ref Val	%RPD	RPD Limit	Qual
Arsenic	0.1062	0.00500	0.1000	0.003223	103	80	120				
Copper	0.1014	0.00200	0.1000	0.0005478	101	80	120				
Lead	0.09289	0.00100	0.1000		92.9	80	120				
Zinc	0.1022	0.0100	0.1000		102	80	120				

Sample ID: **1710T08-004BMS** Client ID: Units: **mg/L** Prep Date: **11/02/2017** Run No: **356121**
SampleType: **MS** TestCode: **Total Metals by ICP/MS SW6020B** BatchID: **250837** Analysis Date: **11/05/2017** Seq No: **7843475**

Analyte	Result	RPT Limit	SPK value	SPK Ref Val	%REC	Low Limit	High Limit	RPD Ref Val	%RPD	RPD Limit	Qual
Arsenic	0.1045	0.00500	0.1000	0.001654	103	75	125				
Copper	0.09622	0.00200	0.1000	0.0009941	95.2	75	125				
Lead	0.08502	0.00100	0.1000		85.0	75	125				
Zinc	0.09697	0.0100	0.1000	0.007476	89.5	75	125				

Sample ID: **1710T56-001CMS** Client ID: Units: **mg/L** Prep Date: **11/02/2017** Run No: **356121**
SampleType: **MS** TestCode: **Total Metals by ICP/MS SW6020B** BatchID: **250837** Analysis Date: **11/05/2017** Seq No: **7843482**

Analyte	Result	RPT Limit	SPK value	SPK Ref Val	%REC	Low Limit	High Limit	RPD Ref Val	%RPD	RPD Limit	Qual
Arsenic	0.09972	0.00500	0.1000	0.002391	97.3	75	125				

Qualifiers:

>	Greater than Result value	<	Less than Result value	B	Analyte detected in the associated method blank
BRL	Below reporting limit	E	Estimated (value above quantitation range)	H	Holding times for preparation or analysis exceeded
J	Estimated value detected below Reporting Limit	N	Analyte not NELAC certified	R	RPD outside limits due to matrix
Rpt Lim	Reporting Limit	S	Spike Recovery outside limits due to matrix		

Client: AMEC Foster Wheeler
Project Name: BFEL - Atlanta
Workorder: 1710T90

ANALYTICAL QC SUMMARY REPORT

BatchID: 250837

Sample ID: **1710T56-001CMS** Client ID: Units: **mg/L** Prep Date: **11/02/2017** Run No: **356121**
SampleType: **MS** TestCode: **Total Metals by ICP/MS SW6020B** BatchID: **250837** Analysis Date: **11/05/2017** Seq No: **7843482**

Analyte	Result	RPT Limit	SPK value	SPK Ref Val	%REC	Low Limit	High Limit	RPD Ref Val	%RPD	RPD Limit	Qual
Copper	0.1104	0.00200	0.1000	0.007631	103	75	125				
Lead	0.08998	0.00100	0.1000	0.0005812	89.4	75	125				
Zinc	0.1507	0.0100	0.1000	0.04666	104	75	125				

Sample ID: **1710T08-004BMSD** Client ID: Units: **mg/L** Prep Date: **11/02/2017** Run No: **356121**
SampleType: **MSD** TestCode: **Total Metals by ICP/MS SW6020B** BatchID: **250837** Analysis Date: **11/05/2017** Seq No: **7843477**

Analyte	Result	RPT Limit	SPK value	SPK Ref Val	%REC	Low Limit	High Limit	RPD Ref Val	%RPD	RPD Limit	Qual
Arsenic	0.1020	0.00500	0.1000	0.001654	100	75	125	0.1045	2.46	20	
Copper	0.09625	0.00200	0.1000	0.0009941	95.3	75	125	0.09622	0.031	20	
Lead	0.08368	0.00100	0.1000		83.7	75	125	0.08502	1.59	20	
Zinc	0.09817	0.0100	0.1000	0.007476	90.7	75	125	0.09697	1.23	20	

Sample ID: **1710T56-001CMSD** Client ID: Units: **mg/L** Prep Date: **11/02/2017** Run No: **356121**
SampleType: **MSD** TestCode: **Total Metals by ICP/MS SW6020B** BatchID: **250837** Analysis Date: **11/05/2017** Seq No: **7843483**

Analyte	Result	RPT Limit	SPK value	SPK Ref Val	%REC	Low Limit	High Limit	RPD Ref Val	%RPD	RPD Limit	Qual
Arsenic	0.09785	0.00500	0.1000	0.002391	95.5	75	125	0.09972	1.89	20	
Copper	0.1118	0.00200	0.1000	0.007631	104	75	125	0.1104	1.26	20	
Lead	0.09026	0.00100	0.1000	0.0005812	89.7	75	125	0.08998	0.315	20	
Zinc	0.1536	0.0100	0.1000	0.04666	107	75	125	0.1507	1.91	20	

Qualifiers:

>	Greater than Result value	<	Less than Result value	B	Analyte detected in the associated method blank
BRL	Below reporting limit	E	Estimated (value above quantitation range)	H	Holding times for preparation or analysis exceeded
J	Estimated value detected below Reporting Limit	N	Analyte not NELAC certified	R	RPD outside limits due to matrix
Rpt Lim	Reporting Limit	S	Spike Recovery outside limits due to matrix		

Client: AMEC Foster Wheeler
Project Name: BFEL - Atlanta
Workorder: 1710T90

ANALYTICAL QC SUMMARY REPORT

BatchID: 251092

Sample ID: **MB-251092** Client ID: Units: **mg/L** Prep Date: **11/06/2017** Run No: **356367**
SampleType: **MBLK** TestCode: **Dissolved Metals by ICP/MS SW6020B** BatchID: **251092** Analysis Date: **11/07/2017** Seq No: **7849908**

Analyte	Result	RPT Limit	SPK value	SPK Ref Val	%REC	Low Limit	High Limit	RPD Ref Val	%RPD	RPD Limit	Qual
Arsenic	BRL	0.00500									
Copper	BRL	0.00200									
Lead	BRL	0.00100									
Zinc	BRL	0.0100									

Sample ID: **LCS-251092** Client ID: Units: **mg/L** Prep Date: **11/06/2017** Run No: **356367**
SampleType: **LCS** TestCode: **Dissolved Metals by ICP/MS SW6020B** BatchID: **251092** Analysis Date: **11/07/2017** Seq No: **7849909**

Analyte	Result	RPT Limit	SPK value	SPK Ref Val	%REC	Low Limit	High Limit	RPD Ref Val	%RPD	RPD Limit	Qual
Arsenic	0.1031	0.00500	0.1000	0.0007718	102	80	120				
Copper	0.1006	0.00200	0.1000		101	80	120				
Lead	0.09861	0.00100	0.1000		98.6	80	120				
Zinc	0.1032	0.0100	0.1000	0.001655	102	80	120				

Sample ID: **1710T56-001DMS** Client ID: Units: **mg/L** Prep Date: **11/06/2017** Run No: **356367**
SampleType: **MS** TestCode: **Dissolved Metals by ICP/MS SW6020B** BatchID: **251092** Analysis Date: **11/07/2017** Seq No: **7849912**

Analyte	Result	RPT Limit	SPK value	SPK Ref Val	%REC	Low Limit	High Limit	RPD Ref Val	%RPD	RPD Limit	Qual
Arsenic	0.09886	0.00500	0.1000	0.0001962	98.7	75	125				
Copper	0.09894	0.00200	0.1000	0.003840	95.1	75	125				
Lead	0.09513	0.00100	0.1000		95.1	75	125				
Zinc	0.1330	0.0100	0.1000	0.03881	94.2	75	125				

Sample ID: **1710T56-001DMSD** Client ID: Units: **mg/L** Prep Date: **11/06/2017** Run No: **356367**
SampleType: **MSD** TestCode: **Dissolved Metals by ICP/MS SW6020B** BatchID: **251092** Analysis Date: **11/07/2017** Seq No: **7849913**

Analyte	Result	RPT Limit	SPK value	SPK Ref Val	%REC	Low Limit	High Limit	RPD Ref Val	%RPD	RPD Limit	Qual
Arsenic	0.09772	0.00500	0.1000	0.0001962	97.5	75	125	0.09886	1.16	20	

Qualifiers:

>	Greater than Result value	<	Less than Result value	B	Analyte detected in the associated method blank
BRL	Below reporting limit	E	Estimated (value above quantitation range)	H	Holding times for preparation or analysis exceeded
J	Estimated value detected below Reporting Limit	N	Analyte not NELAC certified	R	RPD outside limits due to matrix
Rpt Lim	Reporting Limit	S	Spike Recovery outside limits due to matrix		

Client: AMEC Foster Wheeler
Project Name: BFEL - Atlanta
Workorder: 1710T90

ANALYTICAL QC SUMMARY REPORT

BatchID: 251092

Sample ID: **1710T56-001DMSD** Client ID:
SampleType: **MSD** TestCode: **Dissolved Metals by ICP/MS SW6020B**
Units: **mg/L** Prep Date: **11/06/2017** Run No: **356367**
BatchID: **251092** Analysis Date: **11/07/2017** Seq No: **7849913**

Analyte	Result	RPT Limit	SPK value	SPK Ref Val	%REC	Low Limit	High Limit	RPD Ref Val	%RPD	RPD Limit	Qual
Copper	0.09900	0.00200	0.1000	0.003840	95.2	75	125	0.09894	0.062	20	
Lead	0.09570	0.00100	0.1000		95.7	75	125	0.09513	0.595	20	
Zinc	0.1326	0.0100	0.1000	0.03881	93.8	75	125	0.1330	0.267	20	

Qualifiers:

>	Greater than Result value	<	Less than Result value	B	Analyte detected in the associated method blank
BRL	Below reporting limit	E	Estimated (value above quantitation range)	H	Holding times for preparation or analysis exceeded
J	Estimated value detected below Reporting Limit	N	Analyte not NELAC certified	R	RPD outside limits due to matrix
Rpt Lim	Reporting Limit	S	Spike Recovery outside limits due to matrix		

Client: AMEC Foster Wheeler
Project Name: BFEL - Atlanta
Workorder: 1710T90

ANALYTICAL QC SUMMARY REPORT

BatchID: 251161

Sample ID: **MB-251161** Client ID: Units: **mg/L** Prep Date: **11/07/2017** Run No: **356263**
SampleType: **MBLK** TestCode: **Volatile Organic Compounds by GC/MS SW8260B** BatchID: **251161** Analysis Date: **11/07/2017** Seq No: **7846843**

Analyte	Result	RPT Limit	SPK value	SPK Ref Val	%REC	Low Limit	High Limit	RPD Ref Val	%RPD	RPD Limit	Qual
1,1,1-Trichloroethane	BRL	0.0050									
1,1,2,2-Tetrachloroethane	BRL	0.0050									
1,1,2-Trichloroethane	BRL	0.0050									
1,1-Dichloroethane	BRL	0.0050									
1,1-Dichloroethene	BRL	0.0050									
1,1-Dichloropropene	BRL	0.0050									
1,2,4-Trichlorobenzene	BRL	0.0050									
1,2-Dichloroethane	BRL	0.0050									
1,2-Dichloropropane	BRL	0.0050									
1,4-Dioxane	BRL	0.15									
2-Butanone	BRL	0.050									
4-Methyl-2-pentanone	BRL	0.010									
Acetone	BRL	0.050									
Benzene	BRL	0.0050									
Carbon disulfide	BRL	0.0050									
Carbon tetrachloride	BRL	0.0050									
Chlorobenzene	BRL	0.0050									
Chloroethane	BRL	0.010									
Chloroform	BRL	0.0050									
Chloromethane	BRL	0.010									
cis-1,2-Dichloroethene	BRL	0.0050									
Cyclohexane	BRL	0.0050									
Ethylbenzene	BRL	0.0050									
Isobutyl Alcohol	BRL	0.20									
Isopropylbenzene	BRL	0.0050									
Methylene chloride	BRL	0.0050									
Naphthalene	BRL	0.0050									

Qualifiers:

>	Greater than Result value	<	Less than Result value	B	Analyte detected in the associated method blank
BRL	Below reporting limit	E	Estimated (value above quantitation range)	H	Holding times for preparation or analysis exceeded
J	Estimated value detected below Reporting Limit	N	Analyte not NELAC certified	R	RPD outside limits due to matrix
Rpt Lim	Reporting Limit	S	Spike Recovery outside limits due to matrix		

Client: AMEC Foster Wheeler
Project Name: BFEL - Atlanta
Workorder: 1710T90

ANALYTICAL QC SUMMARY REPORT

BatchID: 251161

Sample ID: **MB-251161** Client ID: Units: **mg/L** Prep Date: **11/07/2017** Run No: **356263**
SampleType: **MBLK** TestCode: **Volatile Organic Compounds by GC/MS SW8260B** BatchID: **251161** Analysis Date: **11/07/2017** Seq No: **7846843**

Analyte	Result	RPT Limit	SPK value	SPK Ref Val	%REC	Low Limit	High Limit	RPD Ref Val	%RPD	RPD Limit	Qual
Styrene	BRL	0.0050									
Tetrachloroethene	BRL	0.0050									
Tetrahydrofuran	BRL	0.010									
Toluene	BRL	0.0050									
trans-1,2-Dichloroethene	BRL	0.0050									
Trichloroethene	BRL	0.0050									
Trichlorofluoromethane	BRL	0.0050									
Vinyl chloride	BRL	0.0020									
Xylenes, Total	BRL	0.0050									
Surr: 4-Bromofluorobenzene	0.04168	0	0.0500		83.4	68	127				
Surr: Dibromofluoromethane	0.05346	0	0.0500		107	84.4	122				
Surr: Toluene-d8	0.04658	0	0.0500		93.2	80.1	116				

Sample ID: **LCS-251161** Client ID: Units: **mg/L** Prep Date: **11/07/2017** Run No: **356263**
SampleType: **LCS** TestCode: **Volatile Organic Compounds by GC/MS SW8260B** BatchID: **251161** Analysis Date: **11/07/2017** Seq No: **7846837**

Analyte	Result	RPT Limit	SPK value	SPK Ref Val	%REC	Low Limit	High Limit	RPD Ref Val	%RPD	RPD Limit	Qual
1,1-Dichloroethene	0.05454	0.0050	0.0500		109	69	136				
Benzene	0.05096	0.0050	0.0500		102	73.7	126				
Chlorobenzene	0.04817	0.0050	0.0500		96.3	73.5	124				
Toluene	0.05123	0.0050	0.0500		102	76.8	125				
Trichloroethene	0.05108	0.0050	0.0500		102	70.9	124				
Surr: 4-Bromofluorobenzene	0.04174	0	0.0500		83.5	68	127				
Surr: Dibromofluoromethane	0.05187	0	0.0500		104	84.4	122				
Surr: Toluene-d8	0.04701	0	0.0500		94.0	80.1	116				

Qualifiers:

>	Greater than Result value	<	Less than Result value	B	Analyte detected in the associated method blank
BRL	Below reporting limit	E	Estimated (value above quantitation range)	H	Holding times for preparation or analysis exceeded
J	Estimated value detected below Reporting Limit	N	Analyte not NELAC certified	R	RPD outside limits due to matrix
Rpt Lim	Reporting Limit	S	Spike Recovery outside limits due to matrix		

Client: AMEC Foster Wheeler
Project Name: BFEL - Atlanta
Workorder: 1710T90

ANALYTICAL QC SUMMARY REPORT

BatchID: 251161

Sample ID: **1710T90-005AMS** Client ID: **MW-1B** Units: **mg/L** Prep Date: **11/07/2017** Run No: **356263**
SampleType: **MS** TestCode: **Volatile Organic Compounds by GC/MS SW8260B** BatchID: **251161** Analysis Date: **11/07/2017** Seq No: **7846905**

Analyte	Result	RPT Limit	SPK value	SPK Ref Val	%REC	Low Limit	High Limit	RPD Ref Val	%RPD	RPD Limit	Qual
1,1-Dichloroethene	0.05568	0.0050	0.0500		111	65.7	143				
Benzene	0.05281	0.0050	0.0500		106	66.1	137				
Chlorobenzene	0.05205	0.0050	0.0500		104	70.9	132				
Toluene	0.05477	0.0050	0.0500		110	63.8	141				
Trichloroethene	0.05381	0.0050	0.0500		108	70.6	128				
Surr: 4-Bromofluorobenzene	0.04063	0	0.0500		81.3	68	127				
Surr: Dibromofluoromethane	0.05279	0	0.0500		106	84.4	122				
Surr: Toluene-d8	0.04686	0	0.0500		93.7	80.1	116				

Sample ID: **1710T90-005AMSD** Client ID: **MW-1B** Units: **mg/L** Prep Date: **11/07/2017** Run No: **356263**
SampleType: **MSD** TestCode: **Volatile Organic Compounds by GC/MS SW8260B** BatchID: **251161** Analysis Date: **11/07/2017** Seq No: **7847026**

Analyte	Result	RPT Limit	SPK value	SPK Ref Val	%REC	Low Limit	High Limit	RPD Ref Val	%RPD	RPD Limit	Qual
1,1-Dichloroethene	0.05397	0.0050	0.0500		108	65.7	143	0.05568	3.12	17.7	
Benzene	0.05218	0.0050	0.0500		104	66.1	137	0.05281	1.20	20	
Chlorobenzene	0.05251	0.0050	0.0500		105	70.9	132	0.05205	0.880	20	
Toluene	0.05296	0.0050	0.0500		106	63.8	141	0.05477	3.36	20	
Trichloroethene	0.05166	0.0050	0.0500		103	70.6	128	0.05381	4.08	20	
Surr: 4-Bromofluorobenzene	0.04011	0	0.0500		80.2	68	127	0.04063	0	0	
Surr: Dibromofluoromethane	0.04971	0	0.0500		99.4	84.4	122	0.05279	0	0	
Surr: Toluene-d8	0.04562	0	0.0500		91.2	80.1	116	0.04686	0	0	

Qualifiers:

>	Greater than Result value	<	Less than Result value	B	Analyte detected in the associated method blank
BRL	Below reporting limit	E	Estimated (value above quantitation range)	H	Holding times for preparation or analysis exceeded
J	Estimated value detected below Reporting Limit	N	Analyte not NELAC certified	R	RPD outside limits due to matrix
Rpt Lim	Reporting Limit	S	Spike Recovery outside limits due to matrix		

Client: AMEC Foster Wheeler
Project Name: BFEL - Atlanta
Workorder: 1710T90

ANALYTICAL QC SUMMARY REPORT

BatchID: R356466

Sample ID: **MB-R356466**	Client ID:				Units: **mg/L**		Prep Date:		Run No: **356466**	
SampleType: **MBLK**	TestCode: **ION SCAN SW9056A**				BatchID: **R356466**		Analysis Date: **11/01/2017**		Seq No: **7852324**	
Analyte	Result	RPT Limit	SPK value	SPK Ref Val	%REC	Low Limit	High Limit	RPD Ref Val	%RPD	RPD Limit	Qual
Nitrate	BRL	0.25									
Sulfate	BRL	1.0									

Sample ID: **LCS-R356466**	Client ID:				Units: **mg/L**		Prep Date:		Run No: **356466**	
SampleType: **LCS**	TestCode: **ION SCAN SW9056A**				BatchID: **R356466**		Analysis Date: **11/01/2017**		Seq No: **7852323**	
Analyte	Result	RPT Limit	SPK value	SPK Ref Val	%REC	Low Limit	High Limit	RPD Ref Val	%RPD	RPD Limit	Qual
Nitrate	4.904	0.25	5.000		98.1	90	110				
Sulfate	22.99	1.0	25.00		92.0	90	110				

Sample ID: **LCSD-R356466**	Client ID:				Units: **mg/L**		Prep Date:		Run No: **356466**	
SampleType: **LCSD**	TestCode: **ION SCAN SW9056A**				BatchID: **R356466**		Analysis Date: **11/02/2017**		Seq No: **7852330**	
Analyte	Result	RPT Limit	SPK value	SPK Ref Val	%REC	Low Limit	High Limit	RPD Ref Val	%RPD	RPD Limit	Qual
Nitrate	4.830	0.25	5.000		96.6	90	110	4.904	1.53	20	
Sulfate	23.10	1.0	25.00		92.4	90	110	22.99	0.470	20	

Sample ID: **1711066-002BMS**	Client ID:				Units: **mg/L**		Prep Date:		Run No: **356466**	
SampleType: **MS**	TestCode: **ION SCAN SW9056A**				BatchID: **R356466**		Analysis Date: **11/02/2017**		Seq No: **7852349**	
Analyte	Result	RPT Limit	SPK value	SPK Ref Val	%REC	Low Limit	High Limit	RPD Ref Val	%RPD	RPD Limit	Qual
Nitrate	66.94	2.5	50.00	20.79	92.3	90	110				
Sulfate	241.7	10	250.0	33.69	83.2	90	110				S

Sample ID: **1711067-002BMS**	Client ID:				Units: **mg/L**		Prep Date:		Run No: **356466**	
SampleType: **MS**	TestCode: **ION SCAN SW9056A**				BatchID: **R356466**		Analysis Date: **11/02/2017**		Seq No: **7852353**	
Analyte	Result	RPT Limit	SPK value	SPK Ref Val	%REC	Low Limit	High Limit	RPD Ref Val	%RPD	RPD Limit	Qual
Nitrate	58.39	2.5	50.00	8.696	99.4	90	110				

Qualifiers:

>	Greater than Result value	<	Less than Result value	B	Analyte detected in the associated method blank
BRL	Below reporting limit	E	Estimated (value above quantitation range)	H	Holding times for preparation or analysis exceeded
J	Estimated value detected below Reporting Limit	N	Analyte not NELAC certified	R	RPD outside limits due to matrix
Rpt Lim	Reporting Limit	S	Spike Recovery outside limits due to matrix		

Client: AMEC Foster Wheeler
Project Name: BFEL - Atlanta
Workorder: 1710T90

ANALYTICAL QC SUMMARY REPORT

BatchID: R356466

Sample ID: **1711067-002BMS** Client ID:
SampleType: **MS** TestCode: **ION SCAN SW9056A**
Units: **mg/L** Prep Date: Run No: **356466**
BatchID: **R356466** Analysis Date: **11/02/2017** Seq No: **7852353**

Analyte	Result	RPT Limit	SPK value	SPK Ref Val	%REC	Low Limit	High Limit	RPD Ref Val	%RPD	RPD Limit	Qual
Sulfate	265.0	10	250.0	27.91	94.8	90	110				

Qualifiers:

>	Greater than Result value	<	Less than Result value	B	Analyte detected in the associated method blank
BRL	Below reporting limit	E	Estimated (value above quantitation range)	H	Holding times for preparation or analysis exceeded
J	Estimated value detected below Reporting Limit	N	Analyte not NELAC certified	R	RPD outside limits due to matrix
Rpt Lim	Reporting Limit	S	Spike Recovery outside limits due to matrix		

AES

ANALYTICAL ENVIRONMENTAL SERVICES, INC.

November 13, 2017

Rhonda Quinn
AMEC Foster Wheeler

1075 Big Shanty Rd NW
Kennesaw GA 30144

RE: BFEL Atlanta

Dear Rhonda Quinn: Order No: 1711136

Analytical Environmental Services, Inc. received 7 samples on 11/1/2017 5:25:00 PM
for the analyses presented in following report.

No problems were encountered during the analyses. Additionally, all results for the associated Quality Control samples were within EPA and/or AES established limits. Any discrepancies associated with the analyses contained herein will be noted and submitted in the form of a project Case Narrative.
AES's accreditations are as follows:
-NELAP/State of Florida Laboratory ID E87582 for analysis of Non-Potable Water, Solid & Chemical Materials, Air & Emissions Volatile Organics, and Drinking Water Microbiology & Metals, effective 07/01/17-06/30/18.
State of Georgia, Department of Natural Resources ID #800 for analysis of Drinking Water Metals, effective 07/01/17-06/30/18 and Total Coliforms/ E. coli, effective 04/25/17-04/24/20.
-NELAP/Louisiana Agency Interest No. 100818 for or analysis of Non-Potable Water and Solid & Chemical Materials, effective 07/01/17-06/30/18.
-AIHA-LAP, LLC Laboratory ID: 100671 for Industrial Hygiene samples (Organics, Metals, PCM Asbestos, Gravimetric), Environmental Lead (Paint, Soil, Dust Wipes, Air), and Environmental Microbiology (Fungal) Direct Examination, effective until 12/01/17.
These results relate only to the items tested. This report may only be reproduced in full.

If you have any questions regarding these test results, please feel free to call.

Sincerely,

Ioana Pacurar

Ioana Pacurar

Project Manager

ANALYTICAL ENVIRONMENTAL SERVICES, INC.
3080 Presidential Drive Atlanta, GA 30340-3704
Phone: (770) 457-8177 / Toll-Free: (800) 972-4889 / Fax: (770) 457-8188

CHAIN OF CUSTODY

Work Order: 1711136

Date: 11/1/17 Page 1 of 1

COMPANY:	ADDRESS:
Wood.	1075 Big Shanty Rd, Ste 100 Kennesaw, GA 30144
PHONE: 770-421-3400	EMAIL:
SAMPLED BY: D Howard, E Guillen, M Andrews	SIGNATURE: Daniel Howard

#	SAMPLE ID	SAMPLED: DATE	SAMPLED: TIME	GRAB	COMPOSITE	MATRIX (see codes)	ANALYSIS REQUESTED * VOC 8260	Tot metals 6020	Diss. Metals 6020	Pest 8081A	Nitrate/sulfate 9056	PRESERVATION (see codes) HI	N	I	I	I	REMARKS	Number of Containers
1	TB-02	11/1/17	1000	X		W	2											2
2	MW-101		1302	X		GW	2	1	1	2	1							7
3	MW-26		1432	X		GW	2	1	1	2	1							7
4	MW-22		1606	X		GW	2	1	1	2	1							7
5	TW-11		1322	X		GW		1	1	2	1							5
6	MW-112		1135	X		GW	2	1	1	2	1							7
7	TW-1		1612	X		GW	2	1	1	2	1							7
8	Temp Blank																	
9																		
10																		
11																		
12																		
13																		
14																		

Visit our website www.aesatlanta.com for downloadable COCs and to log in to your AESAccess account.

RELINQUISHED BY:	DATE/TIME:	RECEIVED BY:	DATE/TIME:
1. Daniel R Howard	11/1/17/1651	1.	Nov-1-17 4:52
2.	Nov-1-17 5:25	2.	11/1/17 525
3.		3.	

SPECIAL INSTRUCTIONS/COMMENTS:
* ~~Diss~~ Dissolved metals will be filtered by Lab
metal: As, Pb, Cu, Zn

SHIPMENT METHOD
OUT: / / VIA:
IN: / / VIA:
client FedEx UPS US mail (courier) Greyhound
other: _____

PROJECT INFORMATION
PROJECT NAME: BFEL Atlanta
PROJECT #: 6122080154
SITE ADDRESS: Pine St Atlanta GA
SEND REPORT TO: Rhonda Quinn
INVOICE TO:
(IF DIFFERENT FROM ABOVE)
QUOTE #: _____ PO#: _____

RECEIPT
Total # of Containers

Turnaround Time (TAT) Request
- [x] Standard 5 Business Days
- [ ] 2 Business Day Rush
- [ ] Next Business Day Rush
- [ ] Same-Day Rush (auth req.)
- [ ] Other _____

STATE PROGRAM (if any): _____
E-mail? ☐ Fax? ☐
DATA PACKAGE: I ○ II ● III ○ IV ○

Submission of samples to the laboratory constitutes acceptance of AES's Terms & Conditions. Samples received after 3PM or on Saturday are considered as received the following business day. If no TAT is marked on COC, AES will proceed with standard TAT. Samples are disposed of 30 days after completion of report unless other arangements are made.

Matrix Codes: A = Air GW = Groundwater SE = Sediment SO = Soil SW = Surface Water WW = Waste Water W = Water (Blanks) DW = Drinking Water (Blanks) O = Other (specify)

Preservative Codes: H+I = Hydrochloric acid + ice I = Ice only N = Nitric acid S+I = Sulfuric acid + ice S/M+I = Sodium Bisulfate/Methanol + ice O = Other (specify) NA = None

White Copy - Original; Yellow Copy - Client

Analytical Environmental Services, Inc **Date:** 13-Nov-17

Client:	AMEC Foster Wheeler	**Client Sample ID:**	TB-02
Project Name:	BFEL Atlanta	**Collection Date:**	11/1/2017 10:00:00 AM
Lab ID:	1711136-001	**Matrix:**	Aqueous

Analyses	Result	Reporting Limit	Qual	Units	BatchID	Dilution Factor	Date Analyzed	Analyst
Volatile Organic Compounds by GC/MS SW8260B				**(SW5030B)**				
1,1,1-Trichloroethane	BRL	0.0050		mg/L	251161	1	11/07/2017 17:23	NP
1,1,2,2-Tetrachloroethane	BRL	0.0050		mg/L	251161	1	11/07/2017 17:23	NP
1,1,2-Trichloroethane	BRL	0.0050		mg/L	251161	1	11/07/2017 17:23	NP
1,1-Dichloroethane	BRL	0.0050		mg/L	251161	1	11/07/2017 17:23	NP
1,1-Dichloroethene	BRL	0.0050		mg/L	251161	1	11/07/2017 17:23	NP
1,1-Dichloropropene	BRL	0.0050		mg/L	251161	1	11/07/2017 17:23	NP
1,2,4-Trichlorobenzene	BRL	0.0050		mg/L	251161	1	11/07/2017 17:23	NP
1,2-Dichloroethane	BRL	0.0050		mg/L	251161	1	11/07/2017 17:23	NP
1,2-Dichloropropane	BRL	0.0050		mg/L	251161	1	11/07/2017 17:23	NP
1,4-Dioxane	BRL	0.15		mg/L	251161	1	11/07/2017 17:23	NP
2-Butanone	BRL	0.050		mg/L	251161	1	11/07/2017 17:23	NP
4-Methyl-2-pentanone	BRL	0.010		mg/L	251161	1	11/07/2017 17:23	NP
Acetone	BRL	0.050		mg/L	251161	1	11/07/2017 17:23	NP
Benzene	BRL	0.0050		mg/L	251161	1	11/07/2017 17:23	NP
Carbon disulfide	BRL	0.0050		mg/L	251161	1	11/07/2017 17:23	NP
Carbon tetrachloride	BRL	0.0050		mg/L	251161	1	11/07/2017 17:23	NP
Chlorobenzene	BRL	0.0050		mg/L	251161	1	11/07/2017 17:23	NP
Chloroethane	BRL	0.010		mg/L	251161	1	11/07/2017 17:23	NP
Chloroform	BRL	0.0050		mg/L	251161	1	11/07/2017 17:23	NP
Chloromethane	BRL	0.0050		mg/L	251161	1	11/07/2017 17:23	NP
cis-1,2-Dichloroethene	BRL	0.0050		mg/L	251161	1	11/07/2017 17:23	NP
Cyclohexane	BRL	0.0050		mg/L	251161	1	11/07/2017 17:23	NP
Ethylbenzene	BRL	0.0050		mg/L	251161	1	11/07/2017 17:23	NP
Isobutyl Alcohol	BRL	0.20		mg/L	251161	1	11/07/2017 17:23	NP
Isopropylbenzene	BRL	0.0050		mg/L	251161	1	11/07/2017 17:23	NP
Methylene chloride	BRL	0.0050		mg/L	251161	1	11/07/2017 17:23	NP
Naphthalene	BRL	0.0050		mg/L	251161	1	11/07/2017 17:23	NP
Styrene	BRL	0.0050		mg/L	251161	1	11/07/2017 17:23	NP
Tetrachloroethene	BRL	0.0050		mg/L	251161	1	11/07/2017 17:23	NP
Tetrahydrofuran	BRL	0.010		mg/L	251161	1	11/07/2017 17:23	NP
Toluene	BRL	0.0050		mg/L	251161	1	11/07/2017 17:23	NP
trans-1,2-Dichloroethene	BRL	0.0050		mg/L	251161	1	11/07/2017 17:23	NP
Trichloroethene	BRL	0.0050		mg/L	251161	1	11/07/2017 17:23	NP
Trichlorofluoromethane	BRL	0.0050		mg/L	251161	1	11/07/2017 17:23	NP
Vinyl chloride	BRL	0.0020		mg/L	251161	1	11/07/2017 17:23	NP
Xylenes, Total	BRL	0.0050		mg/L	251161	1	11/07/2017 17:23	NP
Surr: 4-Bromofluorobenzene	81.3	68-127		%REC	251161	1	11/07/2017 17:23	NP
Surr: Dibromofluoromethane	106	84.4-122		%REC	251161	1	11/07/2017 17:23	NP
Surr: Toluene-d8	96.9	80.1-116		%REC	251161	1	11/07/2017 17:23	NP

Qualifiers:

- * Value exceeds maximum contaminant level
- BRL Below reporting limit
- H Holding times for preparation or analysis exceeded
- N Analyte not NELAC certified
- B Analyte detected in the associated method blank
- > Greater than Result value
- E Estimated (value above quantitation range)
- S Spike Recovery outside limits due to matrix
- Narr See case narrative
- NC Not confirmed
- < Less than Result value
- J Estimated value detected below Reporting Limit

Analytical Environmental Services, Inc **Date:** 13-Nov-17

Client:	AMEC Foster Wheeler	**Client Sample ID:**	MW-101
Project Name:	BFEL Atlanta	**Collection Date:**	11/1/2017 1:02:00 PM
Lab ID:	1711136-002	**Matrix:**	Groundwater

Analyses	Result	Reporting Limit	Qual	Units	BatchID	Dilution Factor	Date Analyzed	Analyst
Volatile Organic Compounds by GC/MS SW8260B				**(SW5030B)**				
1,1,1-Trichloroethane	BRL	0.0050		mg/L	251161	1	11/07/2017 18:59	NP
1,1,2,2-Tetrachloroethane	BRL	0.0050		mg/L	251161	1	11/07/2017 18:59	NP
1,1,2-Trichloroethane	BRL	0.0050		mg/L	251161	1	11/07/2017 18:59	NP
1,1-Dichloroethane	BRL	0.0050		mg/L	251161	1	11/07/2017 18:59	NP
1,1-Dichloroethene	BRL	0.0050		mg/L	251161	1	11/07/2017 18:59	NP
1,1-Dichloropropene	BRL	0.0050		mg/L	251161	1	11/07/2017 18:59	NP
1,2,4-Trichlorobenzene	BRL	0.0050		mg/L	251161	1	11/07/2017 18:59	NP
1,2-Dichloroethane	BRL	0.0050		mg/L	251161	1	11/07/2017 18:59	NP
1,2-Dichloropropane	BRL	0.0050		mg/L	251161	1	11/07/2017 18:59	NP
1,4-Dioxane	BRL	0.15		mg/L	251161	1	11/07/2017 18:59	NP
2-Butanone	BRL	0.050		mg/L	251161	1	11/07/2017 18:59	NP
4-Methyl-2-pentanone	BRL	0.010		mg/L	251161	1	11/07/2017 18:59	NP
Acetone	BRL	0.050		mg/L	251161	1	11/07/2017 18:59	NP
Benzene	BRL	0.0050		mg/L	251161	1	11/07/2017 18:59	NP
Carbon disulfide	BRL	0.0050		mg/L	251161	1	11/07/2017 18:59	NP
Carbon tetrachloride	BRL	0.0050		mg/L	251161	1	11/07/2017 18:59	NP
Chlorobenzene	BRL	0.0050		mg/L	251161	1	11/07/2017 18:59	NP
Chloroethane	BRL	0.010		mg/L	251161	1	11/07/2017 18:59	NP
Chloroform	BRL	0.0050		mg/L	251161	1	11/07/2017 18:59	NP
Chloromethane	BRL	0.0050		mg/L	251161	1	11/07/2017 18:59	NP
cis-1,2-Dichloroethene	BRL	0.0050		mg/L	251161	1	11/07/2017 18:59	NP
Cyclohexane	BRL	0.0050		mg/L	251161	1	11/07/2017 18:59	NP
Ethylbenzene	BRL	0.0050		mg/L	251161	1	11/07/2017 18:59	NP
Isobutyl Alcohol	BRL	0.20		mg/L	251161	1	11/07/2017 18:59	NP
Isopropylbenzene	BRL	0.0050		mg/L	251161	1	11/07/2017 18:59	NP
Methylene chloride	BRL	0.0050		mg/L	251161	1	11/07/2017 18:59	NP
Naphthalene	BRL	0.0050		mg/L	251161	1	11/07/2017 18:59	NP
Styrene	BRL	0.0050		mg/L	251161	1	11/07/2017 18:59	NP
Tetrachloroethene	BRL	0.0050		mg/L	251161	1	11/07/2017 18:59	NP
Tetrahydrofuran	BRL	0.010		mg/L	251161	1	11/07/2017 18:59	NP
Toluene	BRL	0.0050		mg/L	251161	1	11/07/2017 18:59	NP
trans-1,2-Dichloroethene	BRL	0.0050		mg/L	251161	1	11/07/2017 18:59	NP
Trichloroethene	BRL	0.0050		mg/L	251161	1	11/07/2017 18:59	NP
Trichlorofluoromethane	BRL	0.0050		mg/L	251161	1	11/07/2017 18:59	NP
Vinyl chloride	BRL	0.0020		mg/L	251161	1	11/07/2017 18:59	NP
Xylenes, Total	BRL	0.0050		mg/L	251161	1	11/07/2017 18:59	NP
Surr: 4-Bromofluorobenzene	82.3	68-127		%REC	251161	1	11/07/2017 18:59	NP
Surr: Dibromofluoromethane	105	84.4-122		%REC	251161	1	11/07/2017 18:59	NP
Surr: Toluene-d8	96.3	80.1-116		%REC	251161	1	11/07/2017 18:59	NP
Total Metals by ICP/MS SW6020B				**(SW3005A)**				

Qualifiers:

*	Value exceeds maximum contaminant level	E	Estimated (value above quantitation range)
BRL	Below reporting limit	S	Spike Recovery outside limits due to matrix
H	Holding times for preparation or analysis exceeded	Narr	See case narrative
N	Analyte not NELAC certified	NC	Not confirmed
B	Analyte detected in the associated method blank	<	Less than Result value
>	Greater than Result value	J	Estimated value detected below Reporting Limit

Analytical Environmental Services, Inc **Date:** 13-Nov-17

Client:	AMEC Foster Wheeler	**Client Sample ID:**	MW-101
Project Name:	BFEL Atlanta	**Collection Date:**	11/1/2017 1:02:00 PM
Lab ID:	1711136-002	**Matrix:**	Groundwater

Analyses	Result	Reporting Limit	Qual	Units	BatchID	Dilution Factor	Date Analyzed	Analyst
Total Metals by ICP/MS SW6020B				**(SW3005A)**				
Arsenic	BRL	0.00500		mg/L	251012	1	11/07/2017 17:40	TA
Copper	0.00503	0.00200		mg/L	251012	1	11/07/2017 17:40	TA
Lead	0.00173	0.00100		mg/L	251012	1	11/07/2017 17:40	TA
Zinc	1.50	0.0100		mg/L	251012	1	11/07/2017 17:40	TA
ION SCAN SW9056A								
Nitrate	19	2.5		mg/L	R356543	10	11/02/2017 12:52	VL
Sulfate	70	10		mg/L	R356543	10	11/02/2017 12:52	VL
Dissolved Metals by ICP/MS SW6020B				**(SW3005A)**				
Arsenic	BRL	0.00500		mg/L	251092	1	11/07/2017 16:54	TA
Copper	0.00475	0.00200		mg/L	251092	1	11/07/2017 16:54	TA
Lead	0.00164	0.00100		mg/L	251092	1	11/07/2017 16:54	TA
Zinc	1.43	0.0100		mg/L	251092	1	11/07/2017 16:54	TA
CHLORINATED PESTICIDES, TCL SW8081B				**(SW3510C)**				
4,4´-DDD	BRL	0.00010		mg/L	251036	1	11/08/2017 01:52	SH
4,4´-DDE	BRL	0.00010		mg/L	251036	1	11/08/2017 01:52	SH
4,4´-DDT	BRL	0.00010		mg/L	251036	1	11/10/2017 16:23	SH
alpha-BHC	BRL	0.000050		mg/L	251036	1	11/08/2017 01:52	SH
alpha-Chlordane	BRL	0.000050		mg/L	251036	1	11/08/2017 01:52	SH
beta-BHC	BRL	0.000050		mg/L	251036	1	11/08/2017 01:52	SH
delta-BHC	BRL	0.000050		mg/L	251036	1	11/08/2017 01:52	SH
Dieldrin	BRL	0.00010		mg/L	251036	1	11/08/2017 01:52	SH
gamma-BHC	BRL	0.000050		mg/L	251036	1	11/08/2017 01:52	SH
gamma-Chlordane	BRL	0.000050		mg/L	251036	1	11/08/2017 01:52	SH
Heptachlor	BRL	0.000050		mg/L	251036	1	11/08/2017 01:52	SH
Methoxychlor	BRL	0.00050		mg/L	251036	1	11/08/2017 01:52	SH
Toxaphene	BRL	0.0030		mg/L	251036	1	11/10/2017 16:23	SH
Surr: Decachlorobiphenyl	56.2	15.4-120		%REC	251036	1	11/08/2017 01:52	SH
Surr: Tetrachloro-m-xylene	77.2	37-126		%REC	251036	1	11/08/2017 01:52	SH

Qualifiers:

*	Value exceeds maximum contaminant level	E	Estimated (value above quantitation range)
BRL	Below reporting limit	S	Spike Recovery outside limits due to matrix
H	Holding times for preparation or analysis exceeded	Narr	See case narrative
N	Analyte not NELAC certified	NC	Not confirmed
B	Analyte detected in the associated method blank	<	Less than Result value
>	Greater than Result value	J	Estimated value detected below Reporting Limit

Analytical Environmental Services, Inc **Date:** 13-Nov-17

Client:	AMEC Foster Wheeler	**Client Sample ID:**	MW-26
Project Name:	BFEL Atlanta	**Collection Date:**	11/1/2017 2:32:00 PM
Lab ID:	1711136-003	**Matrix:**	Groundwater

Analyses	Result	Reporting Limit	Qual	Units	BatchID	Dilution Factor	Date Analyzed	Analyst
Volatile Organic Compounds by GC/MS SW8260B				**(SW5030B)**				
1,1,1-Trichloroethane	BRL	0.0050		mg/L	251161	1	11/07/2017 19:23	NP
1,1,2,2-Tetrachloroethane	BRL	0.0050		mg/L	251161	1	11/07/2017 19:23	NP
1,1,2-Trichloroethane	BRL	0.0050		mg/L	251161	1	11/07/2017 19:23	NP
1,1-Dichloroethane	BRL	0.0050		mg/L	251161	1	11/07/2017 19:23	NP
1,1-Dichloroethene	BRL	0.0050		mg/L	251161	1	11/07/2017 19:23	NP
1,1-Dichloropropene	BRL	0.0050		mg/L	251161	1	11/07/2017 19:23	NP
1,2,4-Trichlorobenzene	BRL	0.0050		mg/L	251161	1	11/07/2017 19:23	NP
1,2-Dichloroethane	BRL	0.0050		mg/L	251161	1	11/07/2017 19:23	NP
1,2-Dichloropropane	BRL	0.0050		mg/L	251161	1	11/07/2017 19:23	NP
1,4-Dioxane	BRL	0.15		mg/L	251161	1	11/07/2017 19:23	NP
2-Butanone	BRL	0.050		mg/L	251161	1	11/07/2017 19:23	NP
4-Methyl-2-pentanone	BRL	0.010		mg/L	251161	1	11/07/2017 19:23	NP
Acetone	BRL	0.050		mg/L	251161	1	11/07/2017 19:23	NP
Benzene	BRL	0.0050		mg/L	251161	1	11/07/2017 19:23	NP
Carbon disulfide	BRL	0.0050		mg/L	251161	1	11/07/2017 19:23	NP
Carbon tetrachloride	BRL	0.0050		mg/L	251161	1	11/07/2017 19:23	NP
Chlorobenzene	BRL	0.0050		mg/L	251161	1	11/07/2017 19:23	NP
Chloroethane	BRL	0.010		mg/L	251161	1	11/07/2017 19:23	NP
Chloroform	BRL	0.0050		mg/L	251161	1	11/07/2017 19:23	NP
Chloromethane	BRL	0.0050		mg/L	251161	1	11/07/2017 19:23	NP
cis-1,2-Dichloroethene	BRL	0.0050		mg/L	251161	1	11/07/2017 19:23	NP
Cyclohexane	BRL	0.0050		mg/L	251161	1	11/07/2017 19:23	NP
Ethylbenzene	BRL	0.0050		mg/L	251161	1	11/07/2017 19:23	NP
Isobutyl Alcohol	BRL	0.20		mg/L	251161	1	11/07/2017 19:23	NP
Isopropylbenzene	BRL	0.0050		mg/L	251161	1	11/07/2017 19:23	NP
Methylene chloride	BRL	0.0050		mg/L	251161	1	11/07/2017 19:23	NP
Naphthalene	BRL	0.0050		mg/L	251161	1	11/07/2017 19:23	NP
Styrene	BRL	0.0050		mg/L	251161	1	11/07/2017 19:23	NP
Tetrachloroethene	BRL	0.0050		mg/L	251161	1	11/07/2017 19:23	NP
Tetrahydrofuran	BRL	0.010		mg/L	251161	1	11/07/2017 19:23	NP
Toluene	BRL	0.0050		mg/L	251161	1	11/07/2017 19:23	NP
trans-1,2-Dichloroethene	BRL	0.0050		mg/L	251161	1	11/07/2017 19:23	NP
Trichloroethene	BRL	0.0050		mg/L	251161	1	11/07/2017 19:23	NP
Trichlorofluoromethane	BRL	0.0050		mg/L	251161	1	11/07/2017 19:23	NP
Vinyl chloride	BRL	0.0020		mg/L	251161	1	11/07/2017 19:23	NP
Xylenes, Total	BRL	0.0050		mg/L	251161	1	11/07/2017 19:23	NP
Surr: 4-Bromofluorobenzene	82.4	68-127		%REC	251161	1	11/07/2017 19:23	NP
Surr: Dibromofluoromethane	112	84.4-122		%REC	251161	1	11/07/2017 19:23	NP
Surr: Toluene-d8	96.1	80.1-116		%REC	251161	1	11/07/2017 19:23	NP
Total Metals by ICP/MS SW6020B				**(SW3005A)**				

Qualifiers:

*	Value exceeds maximum contaminant level	E	Estimated (value above quantitation range)
BRL	Below reporting limit	S	Spike Recovery outside limits due to matrix
H	Holding times for preparation or analysis exceeded	Narr	See case narrative
N	Analyte not NELAC certified	NC	Not confirmed
B	Analyte detected in the associated method blank	<	Less than Result value
>	Greater than Result value	J	Estimated value detected below Reporting Limit

Analytical Environmental Services, Inc **Date:** 13-Nov-17

Client:	AMEC Foster Wheeler	**Client Sample ID:**	MW-26
Project Name:	BFEL Atlanta	**Collection Date:**	11/1/2017 2:32:00 PM
Lab ID:	1711136-003	**Matrix:**	Groundwater

Analyses	Result	Reporting Limit	Qual	Units	BatchID	Dilution Factor	Date Analyzed	Analyst
Total Metals by ICP/MS SW6020B				**(SW3005A)**				
Arsenic	BRL	0.00500		mg/L	251012	1	11/07/2017 17:55	TA
Copper	0.00855	0.00200		mg/L	251012	1	11/07/2017 17:55	TA
Lead	BRL	0.00100		mg/L	251012	1	11/07/2017 17:55	TA
Zinc	0.175	0.0100		mg/L	251012	1	11/07/2017 17:55	TA
ION SCAN SW9056A								
Nitrate	3.1	0.25		mg/L	R356543	1	11/02/2017 11:17	VL
Sulfate	260	20		mg/L	R356543	20	11/02/2017 13:07	VL
Dissolved Metals by ICP/MS SW6020B				**(SW3005A)**				
Arsenic	BRL	0.00500		mg/L	251092	1	11/07/2017 17:01	TA
Copper	0.00848	0.00200		mg/L	251092	1	11/07/2017 17:01	TA
Lead	BRL	0.00100		mg/L	251092	1	11/07/2017 17:01	TA
Zinc	0.172	0.0100		mg/L	251092	1	11/07/2017 17:01	TA
CHLORINATED PESTICIDES, TCL SW8081B				**(SW3510C)**				
4,4´-DDD	BRL	0.00010		mg/L	251036	1	11/08/2017 02:03	SH
4,4´-DDE	BRL	0.00010		mg/L	251036	1	11/08/2017 02:03	SH
4,4´-DDT	BRL	0.00010		mg/L	251036	1	11/10/2017 16:34	SH
alpha-BHC	BRL	0.000050		mg/L	251036	1	11/08/2017 02:03	SH
alpha-Chlordane	BRL	0.000050		mg/L	251036	1	11/08/2017 02:03	SH
beta-BHC	0.00046	0.000050		mg/L	251036	1	11/08/2017 02:03	SH
delta-BHC	0.000056	0.000050		mg/L	251036	1	11/08/2017 02:03	SH
Dieldrin	BRL	0.00010		mg/L	251036	1	11/08/2017 02:03	SH
gamma-BHC	BRL	0.000050		mg/L	251036	1	11/08/2017 02:03	SH
gamma-Chlordane	BRL	0.000050		mg/L	251036	1	11/08/2017 02:03	SH
Heptachlor	BRL	0.000050		mg/L	251036	1	11/08/2017 02:03	SH
Methoxychlor	BRL	0.00050		mg/L	251036	1	11/08/2017 02:03	SH
Toxaphene	BRL	0.0030		mg/L	251036	1	11/10/2017 16:34	SH
Surr: Decachlorobiphenyl	39.5	15.4-120		%REC	251036	1	11/08/2017 02:03	SH
Surr: Tetrachloro-m-xylene	68.8	37-126		%REC	251036	1	11/08/2017 02:03	SH

Qualifiers:

*	Value exceeds maximum contaminant level	E	Estimated (value above quantitation range)
BRL	Below reporting limit	S	Spike Recovery outside limits due to matrix
H	Holding times for preparation or analysis exceeded	Narr	See case narrative
N	Analyte not NELAC certified	NC	Not confirmed
B	Analyte detected in the associated method blank	<	Less than Result value
>	Greater than Result value	J	Estimated value detected below Reporting Limit

Analytical Environmental Services, Inc **Date:** 13-Nov-17

Client:	AMEC Foster Wheeler	**Client Sample ID:**	MW-22
Project Name:	BFEL Atlanta	**Collection Date:**	11/1/2017 4:06:00 PM
Lab ID:	1711136-004	**Matrix:**	Groundwater

Analyses	Result	Reporting Limit	Qual	Units	BatchID	Dilution Factor	Date Analyzed	Analyst
Volatile Organic Compounds by GC/MS SW8260B				**(SW5030B)**				
1,1,1-Trichloroethane	BRL	0.0050		mg/L	251161	1	11/07/2017 19:47	NP
1,1,2,2-Tetrachloroethane	BRL	0.0050		mg/L	251161	1	11/07/2017 19:47	NP
1,1,2-Trichloroethane	BRL	0.0050		mg/L	251161	1	11/07/2017 19:47	NP
1,1-Dichloroethane	BRL	0.0050		mg/L	251161	1	11/07/2017 19:47	NP
1,1-Dichloroethene	BRL	0.0050		mg/L	251161	1	11/07/2017 19:47	NP
1,1-Dichloropropene	BRL	0.0050		mg/L	251161	1	11/07/2017 19:47	NP
1,2,4-Trichlorobenzene	BRL	0.0050		mg/L	251161	1	11/07/2017 19:47	NP
1,2-Dichloroethane	BRL	0.0050		mg/L	251161	1	11/07/2017 19:47	NP
1,2-Dichloropropane	BRL	0.0050		mg/L	251161	1	11/07/2017 19:47	NP
1,4-Dioxane	BRL	0.15		mg/L	251161	1	11/07/2017 19:47	NP
2-Butanone	BRL	0.050		mg/L	251161	1	11/07/2017 19:47	NP
4-Methyl-2-pentanone	BRL	0.010		mg/L	251161	1	11/07/2017 19:47	NP
Acetone	BRL	0.050		mg/L	251161	1	11/07/2017 19:47	NP
Benzene	BRL	0.0050		mg/L	251161	1	11/07/2017 19:47	NP
Carbon disulfide	BRL	0.0050		mg/L	251161	1	11/07/2017 19:47	NP
Carbon tetrachloride	BRL	0.0050		mg/L	251161	1	11/07/2017 19:47	NP
Chlorobenzene	BRL	0.0050		mg/L	251161	1	11/07/2017 19:47	NP
Chloroethane	BRL	0.010		mg/L	251161	1	11/07/2017 19:47	NP
Chloroform	BRL	0.0050		mg/L	251161	1	11/07/2017 19:47	NP
Chloromethane	BRL	0.0050		mg/L	251161	1	11/07/2017 19:47	NP
cis-1,2-Dichloroethene	BRL	0.0050		mg/L	251161	1	11/07/2017 19:47	NP
Cyclohexane	BRL	0.0050		mg/L	251161	1	11/07/2017 19:47	NP
Ethylbenzene	BRL	0.0050		mg/L	251161	1	11/07/2017 19:47	NP
Isobutyl Alcohol	BRL	0.20		mg/L	251161	1	11/07/2017 19:47	NP
Isopropylbenzene	BRL	0.0050		mg/L	251161	1	11/07/2017 19:47	NP
Methylene chloride	BRL	0.0050		mg/L	251161	1	11/07/2017 19:47	NP
Naphthalene	BRL	0.0050		mg/L	251161	1	11/07/2017 19:47	NP
Styrene	BRL	0.0050		mg/L	251161	1	11/07/2017 19:47	NP
Tetrachloroethene	BRL	0.0050		mg/L	251161	1	11/07/2017 19:47	NP
Tetrahydrofuran	BRL	0.010		mg/L	251161	1	11/07/2017 19:47	NP
Toluene	BRL	0.0050		mg/L	251161	1	11/07/2017 19:47	NP
trans-1,2-Dichloroethene	BRL	0.0050		mg/L	251161	1	11/07/2017 19:47	NP
Trichloroethene	0.012	0.0050		mg/L	251161	1	11/07/2017 19:47	NP
Trichlorofluoromethane	BRL	0.0050		mg/L	251161	1	11/07/2017 19:47	NP
Vinyl chloride	BRL	0.0020		mg/L	251161	1	11/07/2017 19:47	NP
Xylenes, Total	BRL	0.0050		mg/L	251161	1	11/07/2017 19:47	NP
Surr: 4-Bromofluorobenzene	80.3	68-127		%REC	251161	1	11/07/2017 19:47	NP
Surr: Dibromofluoromethane	103	84.4-122		%REC	251161	1	11/07/2017 19:47	NP
Surr: Toluene-d8	92.9	80.1-116		%REC	251161	1	11/07/2017 19:47	NP
Total Metals by ICP/MS SW6020B				**(SW3005A)**				

Qualifiers:

*	Value exceeds maximum contaminant level	E	Estimated (value above quantitation range)
BRL	Below reporting limit	S	Spike Recovery outside limits due to matrix
H	Holding times for preparation or analysis exceeded	Narr	See case narrative
N	Analyte not NELAC certified	NC	Not confirmed
B	Analyte detected in the associated method blank	<	Less than Result value
>	Greater than Result value	J	Estimated value detected below Reporting Limit

Analytical Environmental Services, Inc **Date:** 13-Nov-17

Client:	AMEC Foster Wheeler	**Client Sample ID:**	MW-22
Project Name:	BFEL Atlanta	**Collection Date:**	11/1/2017 4:06:00 PM
Lab ID:	1711136-004	**Matrix:**	Groundwater

Analyses	Result	Reporting Limit	Qual	Units	BatchID	Dilution Factor	Date Analyzed	Analyst
Total Metals by ICP/MS SW6020B				**(SW3005A)**				
Arsenic	BRL	0.00500		mg/L	251012	10	11/09/2017 22:37	TA
Copper	3.66	0.0400		mg/L	251012	20	11/09/2017 22:39	TA
Lead	0.00308	0.00100		mg/L	251012	1	11/07/2017 17:57	TA
Zinc	7.25	0.200		mg/L	251012	20	11/09/2017 22:39	TA
ION SCAN SW9056A								
Nitrate	2.1	0.25		mg/L	R356543	1	11/02/2017 11:32	VL
Sulfate	450	20		mg/L	R356543	20	11/02/2017 14:07	VL
Dissolved Metals by ICP/MS SW6020B				**(SW3005A)**				
Arsenic	BRL	0.00500		mg/L	251092	10	11/09/2017 22:24	TA
Copper	3.34	0.0400		mg/L	251092	20	11/09/2017 22:32	TA
Lead	0.00281	0.00100		mg/L	251092	1	11/07/2017 17:03	TA
Zinc	6.59	0.200		mg/L	251092	20	11/09/2017 22:32	TA
CHLORINATED PESTICIDES, TCL SW8081B				**(SW3510C)**				
4,4´-DDD	BRL	0.00010		mg/L	251036	1	11/08/2017 02:15	SH
4,4´-DDE	BRL	0.00010		mg/L	251036	1	11/08/2017 02:15	SH
4,4´-DDT	BRL	0.00010		mg/L	251036	1	11/10/2017 16:45	SH
alpha-BHC	0.00011	0.000050		mg/L	251036	1	11/08/2017 02:15	SH
alpha-Chlordane	BRL	0.000050		mg/L	251036	1	11/08/2017 02:15	SH
beta-BHC	0.00028	0.000050		mg/L	251036	1	11/08/2017 02:15	SH
delta-BHC	BRL	0.000050		mg/L	251036	1	11/08/2017 02:15	SH
Dieldrin	BRL	0.00010		mg/L	251036	1	11/08/2017 02:15	SH
gamma-BHC	0.00014	0.000050		mg/L	251036	1	11/08/2017 02:15	SH
gamma-Chlordane	BRL	0.000050		mg/L	251036	1	11/08/2017 02:15	SH
Heptachlor	BRL	0.000050		mg/L	251036	1	11/08/2017 02:15	SH
Methoxychlor	BRL	0.00050		mg/L	251036	1	11/08/2017 02:15	SH
Toxaphene	BRL	0.0030		mg/L	251036	1	11/10/2017 16:45	SH
Surr: Decachlorobiphenyl	65.4	15.4-120		%REC	251036	1	11/08/2017 02:15	SH
Surr: Tetrachloro-m-xylene	65.4	37-126		%REC	251036	1	11/08/2017 02:15	SH

Qualifiers:

*	Value exceeds maximum contaminant level	E	Estimated (value above quantitation range)
BRL	Below reporting limit	S	Spike Recovery outside limits due to matrix
H	Holding times for preparation or analysis exceeded	Narr	See case narrative
N	Analyte not NELAC certified	NC	Not confirmed
B	Analyte detected in the associated method blank	<	Less than Result value
>	Greater than Result value	J	Estimated value detected below Reporting Limit

Analytical Environmental Services, Inc **Date:** 13-Nov-17

Client:	AMEC Foster Wheeler	**Client Sample ID:**	TW-11
Project Name:	BFEL Atlanta	**Collection Date:**	11/1/2017 1:22:00 PM
Lab ID:	1711136-005	**Matrix:**	Groundwater

Analyses	Result	Reporting Limit	Qual	Units	BatchID	Dilution Factor	Date Analyzed	Analyst
Total Metals by ICP/MS SW6020B				**(SW3005A)**				
Arsenic	BRL	0.00500		mg/L	251012	1	11/07/2017 17:59	TA
Copper	0.121	0.00200		mg/L	251012	1	11/07/2017 17:59	TA
Lead	0.00141	0.00100		mg/L	251012	1	11/07/2017 17:59	TA
Zinc	0.477	0.0100		mg/L	251012	1	11/07/2017 17:59	TA
ION SCAN SW9056A								
Nitrate	5.3	0.25		mg/L	R356543	1	11/02/2017 11:47	VL
Sulfate	150	10		mg/L	R356543	10	11/02/2017 14:22	VL
Dissolved Metals by ICP/MS SW6020B				**(SW3005A)**				
Arsenic	BRL	0.00500		mg/L	251092	1	11/07/2017 17:05	TA
Copper	0.114	0.00200		mg/L	251092	1	11/07/2017 17:05	TA
Lead	0.00101	0.00100		mg/L	251092	1	11/07/2017 17:05	TA
Zinc	0.455	0.0100		mg/L	251092	1	11/07/2017 17:05	TA
CHLORINATED PESTICIDES, TCL SW8081B				**(SW3510C)**				
4,4´-DDD	BRL	0.00010		mg/L	251036	1	11/08/2017 02:26	SH
4,4´-DDE	BRL	0.00010		mg/L	251036	1	11/08/2017 02:26	SH
4,4´-DDT	BRL	0.00010		mg/L	251036	1	11/10/2017 16:56	SH
alpha-BHC	BRL	0.000050		mg/L	251036	1	11/08/2017 02:26	SH
alpha-Chlordane	BRL	0.000050		mg/L	251036	1	11/08/2017 02:26	SH
beta-BHC	BRL	0.000050		mg/L	251036	1	11/08/2017 02:26	SH
delta-BHC	BRL	0.000050		mg/L	251036	1	11/08/2017 02:26	SH
Dieldrin	BRL	0.00010		mg/L	251036	1	11/08/2017 02:26	SH
gamma-BHC	BRL	0.000050		mg/L	251036	1	11/08/2017 02:26	SH
gamma-Chlordane	BRL	0.000050		mg/L	251036	1	11/08/2017 02:26	SH
Heptachlor	BRL	0.000050		mg/L	251036	1	11/08/2017 02:26	SH
Methoxychlor	BRL	0.00050		mg/L	251036	1	11/08/2017 02:26	SH
Toxaphene	BRL	0.0030		mg/L	251036	1	11/10/2017 16:56	SH
Surr: Decachlorobiphenyl	71.4	15.4-120		%REC	251036	1	11/08/2017 02:26	SH
Surr: Tetrachloro-m-xylene	68.2	37-126		%REC	251036	1	11/08/2017 02:26	SH

Qualifiers:

*	Value exceeds maximum contaminant level	E	Estimated (value above quantitation range)
BRL	Below reporting limit	S	Spike Recovery outside limits due to matrix
H	Holding times for preparation or analysis exceeded	Narr	See case narrative
N	Analyte not NELAC certified	NC	Not confirmed
B	Analyte detected in the associated method blank	<	Less than Result value
>	Greater than Result value	J	Estimated value detected below Reporting Limit

Analytical Environmental Services, Inc **Date:** 13-Nov-17

Client:	AMEC Foster Wheeler	**Client Sample ID:**	MW-112
Project Name:	BFEL Atlanta	**Collection Date:**	11/1/2017 11:35:00 AM
Lab ID:	1711136-006	**Matrix:**	Groundwater

Analyses	Result	Reporting Limit	Qual	Units	BatchID	Dilution Factor	Date Analyzed	Analyst
Volatile Organic Compounds by GC/MS SW8260B				**(SW5030B)**				
1,1,1-Trichloroethane	BRL	0.0050		mg/L	251161	1	11/07/2017 20:11	NP
1,1,2,2-Tetrachloroethane	BRL	0.0050		mg/L	251161	1	11/07/2017 20:11	NP
1,1,2-Trichloroethane	BRL	0.0050		mg/L	251161	1	11/07/2017 20:11	NP
1,1-Dichloroethane	BRL	0.0050		mg/L	251161	1	11/07/2017 20:11	NP
1,1-Dichloroethene	BRL	0.0050		mg/L	251161	1	11/07/2017 20:11	NP
1,1-Dichloropropene	BRL	0.0050		mg/L	251161	1	11/07/2017 20:11	NP
1,2,4-Trichlorobenzene	BRL	0.0050		mg/L	251161	1	11/07/2017 20:11	NP
1,2-Dichloroethane	BRL	0.0050		mg/L	251161	1	11/07/2017 20:11	NP
1,2-Dichloropropane	BRL	0.0050		mg/L	251161	1	11/07/2017 20:11	NP
1,4-Dioxane	BRL	0.15		mg/L	251161	1	11/07/2017 20:11	NP
2-Butanone	BRL	0.050		mg/L	251161	1	11/07/2017 20:11	NP
4-Methyl-2-pentanone	BRL	0.010		mg/L	251161	1	11/07/2017 20:11	NP
Acetone	BRL	0.050		mg/L	251161	1	11/07/2017 20:11	NP
Benzene	BRL	0.0050		mg/L	251161	1	11/07/2017 20:11	NP
Carbon disulfide	BRL	0.0050		mg/L	251161	1	11/07/2017 20:11	NP
Carbon tetrachloride	BRL	0.0050		mg/L	251161	1	11/07/2017 20:11	NP
Chlorobenzene	BRL	0.0050		mg/L	251161	1	11/07/2017 20:11	NP
Chloroethane	BRL	0.010		mg/L	251161	1	11/07/2017 20:11	NP
Chloroform	BRL	0.0050		mg/L	251161	1	11/07/2017 20:11	NP
Chloromethane	BRL	0.0050		mg/L	251161	1	11/07/2017 20:11	NP
cis-1,2-Dichloroethene	BRL	0.0050		mg/L	251161	1	11/07/2017 20:11	NP
Cyclohexane	BRL	0.0050		mg/L	251161	1	11/07/2017 20:11	NP
Ethylbenzene	BRL	0.0050		mg/L	251161	1	11/07/2017 20:11	NP
Isobutyl Alcohol	BRL	0.20		mg/L	251161	1	11/07/2017 20:11	NP
Isopropylbenzene	BRL	0.0050		mg/L	251161	1	11/07/2017 20:11	NP
Methylene chloride	BRL	0.0050		mg/L	251161	1	11/07/2017 20:11	NP
Naphthalene	BRL	0.0050		mg/L	251161	1	11/07/2017 20:11	NP
Styrene	BRL	0.0050		mg/L	251161	1	11/07/2017 20:11	NP
Tetrachloroethene	BRL	0.0050		mg/L	251161	1	11/07/2017 20:11	NP
Tetrahydrofuran	BRL	0.010		mg/L	251161	1	11/07/2017 20:11	NP
Toluene	BRL	0.0050		mg/L	251161	1	11/07/2017 20:11	NP
trans-1,2-Dichloroethene	BRL	0.0050		mg/L	251161	1	11/07/2017 20:11	NP
Trichloroethene	BRL	0.0050		mg/L	251161	1	11/07/2017 20:11	NP
Trichlorofluoromethane	BRL	0.0050		mg/L	251161	1	11/07/2017 20:11	NP
Vinyl chloride	BRL	0.0020		mg/L	251161	1	11/07/2017 20:11	NP
Xylenes, Total	BRL	0.0050		mg/L	251161	1	11/07/2017 20:11	NP
Surr: 4-Bromofluorobenzene	81	68-127		%REC	251161	1	11/07/2017 20:11	NP
Surr: Dibromofluoromethane	102	84.4-122		%REC	251161	1	11/07/2017 20:11	NP
Surr: Toluene-d8	95.1	80.1-116		%REC	251161	1	11/07/2017 20:11	NP
Total Metals by ICP/MS SW6020B				**(SW3005A)**				

Qualifiers:

*	Value exceeds maximum contaminant level	E	Estimated (value above quantitation range)
BRL	Below reporting limit	S	Spike Recovery outside limits due to matrix
H	Holding times for preparation or analysis exceeded	Narr	See case narrative
N	Analyte not NELAC certified	NC	Not confirmed
B	Analyte detected in the associated method blank	<	Less than Result value
>	Greater than Result value	J	Estimated value detected below Reporting Limit

Analytical Environmental Services, Inc **Date:** 13-Nov-17

Client:	AMEC Foster Wheeler	**Client Sample ID:**	MW-112
Project Name:	BFEL Atlanta	**Collection Date:**	11/1/2017 11:35:00 AM
Lab ID:	1711136-006	**Matrix:**	Groundwater

Analyses	Result	Reporting Limit	Qual	Units	BatchID	Dilution Factor	Date Analyzed	Analyst
Total Metals by ICP/MS SW6020B				**(SW3005A)**				
Arsenic	0.0109	0.00500		mg/L	251012	1	11/07/2017 18:01	TA
Copper	0.0339	0.00200		mg/L	251012	1	11/07/2017 18:01	TA
Lead	BRL	0.00100		mg/L	251012	1	11/07/2017 18:01	TA
Zinc	1.00	0.0100		mg/L	251012	1	11/07/2017 18:01	TA
ION SCAN SW9056A								
Nitrate	2.1	0.25		mg/L	R356543	1	11/02/2017 12:03	VL
Sulfate	250	10		mg/L	R356543	10	11/02/2017 14:38	VL
Dissolved Metals by ICP/MS SW6020B				**(SW3005A)**				
Arsenic	0.00987	0.00500		mg/L	251092	1	11/07/2017 17:06	TA
Copper	0.0277	0.00200		mg/L	251092	1	11/07/2017 17:06	TA
Lead	BRL	0.00100		mg/L	251092	1	11/07/2017 17:06	TA
Zinc	0.922	0.0100		mg/L	251092	1	11/07/2017 17:06	TA
CHLORINATED PESTICIDES, TCL SW8081B				**(SW3510C)**				
4,4´-DDD	BRL	0.00010		mg/L	251036	1	11/08/2017 02:37	SH
4,4´-DDE	BRL	0.00010		mg/L	251036	1	11/08/2017 02:37	SH
4,4´-DDT	BRL	0.00010		mg/L	251036	1	11/10/2017 18:03	SH
alpha-BHC	0.00033	0.000050		mg/L	251036	1	11/08/2017 02:37	SH
alpha-Chlordane	BRL	0.000050		mg/L	251036	1	11/08/2017 02:37	SH
beta-BHC	0.00083	0.000050		mg/L	251036	1	11/08/2017 02:37	SH
delta-BHC	0.000073	0.000050		mg/L	251036	1	11/08/2017 02:37	SH
Dieldrin	BRL	0.00010		mg/L	251036	1	11/08/2017 02:37	SH
gamma-BHC	0.000054	0.000050		mg/L	251036	1	11/08/2017 02:37	SH
gamma-Chlordane	BRL	0.000050		mg/L	251036	1	11/08/2017 02:37	SH
Heptachlor	BRL	0.000050		mg/L	251036	1	11/08/2017 02:37	SH
Methoxychlor	BRL	0.00050		mg/L	251036	1	11/08/2017 02:37	SH
Toxaphene	BRL	0.0030		mg/L	251036	1	11/10/2017 18:03	SH
Surr: Decachlorobiphenyl	43.8	15.4-120		%REC	251036	1	11/08/2017 02:37	SH
Surr: Tetrachloro-m-xylene	76.4	37-126		%REC	251036	1	11/08/2017 02:37	SH

Qualifiers:

- * Value exceeds maximum contaminant level
- BRL Below reporting limit
- H Holding times for preparation or analysis exceeded
- N Analyte not NELAC certified
- B Analyte detected in the associated method blank
- > Greater than Result value
- E Estimated (value above quantitation range)
- S Spike Recovery outside limits due to matrix
- Narr See case narrative
- NC Not confirmed
- < Less than Result value
- J Estimated value detected below Reporting Limit

Analytical Environmental Services, Inc **Date:** 13-Nov-17

Client:	AMEC Foster Wheeler	**Client Sample ID:**	TW-1
Project Name:	BFEL Atlanta	**Collection Date:**	11/1/2017 4:12:00 PM
Lab ID:	1711136-007	**Matrix:**	Groundwater

Analyses	Result	Reporting Limit	Qual	Units	BatchID	Dilution Factor	Date Analyzed	Analyst
Volatile Organic Compounds by GC/MS SW8260B (SW5030B)								
1,1,1-Trichloroethane	0.0083	0.0050		mg/L	251161	1	11/07/2017 20:36	NP
1,1,2,2-Tetrachloroethane	BRL	0.0050		mg/L	251161	1	11/07/2017 20:36	NP
1,1,2-Trichloroethane	BRL	0.0050		mg/L	251161	1	11/07/2017 20:36	NP
1,1-Dichloroethane	BRL	0.0050		mg/L	251161	1	11/07/2017 20:36	NP
1,1-Dichloroethene	0.0063	0.0050		mg/L	251161	1	11/07/2017 20:36	NP
1,1-Dichloropropene	BRL	0.0050		mg/L	251161	1	11/07/2017 20:36	NP
1,2,4-Trichlorobenzene	BRL	0.0050		mg/L	251161	1	11/07/2017 20:36	NP
1,2-Dichloroethane	BRL	0.0050		mg/L	251161	1	11/07/2017 20:36	NP
1,2-Dichloropropane	BRL	0.0050		mg/L	251161	1	11/07/2017 20:36	NP
1,4-Dioxane	BRL	0.15		mg/L	251161	1	11/07/2017 20:36	NP
2-Butanone	BRL	0.050		mg/L	251161	1	11/07/2017 20:36	NP
4-Methyl-2-pentanone	BRL	0.010		mg/L	251161	1	11/07/2017 20:36	NP
Acetone	BRL	0.050		mg/L	251161	1	11/07/2017 20:36	NP
Benzene	BRL	0.0050		mg/L	251161	1	11/07/2017 20:36	NP
Carbon disulfide	BRL	0.0050		mg/L	251161	1	11/07/2017 20:36	NP
Carbon tetrachloride	BRL	0.0050		mg/L	251161	1	11/07/2017 20:36	NP
Chlorobenzene	BRL	0.0050		mg/L	251161	1	11/07/2017 20:36	NP
Chloroethane	BRL	0.010		mg/L	251161	1	11/07/2017 20:36	NP
Chloroform	BRL	0.0050		mg/L	251161	1	11/07/2017 20:36	NP
Chloromethane	BRL	0.0050		mg/L	251161	1	11/07/2017 20:36	NP
cis-1,2-Dichloroethene	1.5	0.050		mg/L	251161	10	11/07/2017 21:00	NP
Cyclohexane	BRL	0.0050		mg/L	251161	1	11/07/2017 20:36	NP
Ethylbenzene	BRL	0.0050		mg/L	251161	1	11/07/2017 20:36	NP
Isobutyl Alcohol	BRL	0.20		mg/L	251161	1	11/07/2017 20:36	NP
Isopropylbenzene	BRL	0.0050		mg/L	251161	1	11/07/2017 20:36	NP
Methylene chloride	BRL	0.0050		mg/L	251161	1	11/07/2017 20:36	NP
Naphthalene	0.0097	0.0050		mg/L	251161	1	11/07/2017 20:36	NP
Styrene	BRL	0.0050		mg/L	251161	1	11/07/2017 20:36	NP
Tetrachloroethene	0.013	0.0050		mg/L	251161	1	11/07/2017 20:36	NP
Tetrahydrofuran	BRL	0.010		mg/L	251161	1	11/07/2017 20:36	NP
Toluene	BRL	0.0050		mg/L	251161	1	11/07/2017 20:36	NP
trans-1,2-Dichloroethene	BRL	0.0050		mg/L	251161	1	11/07/2017 20:36	NP
Trichloroethene	1.6	0.050		mg/L	251161	10	11/07/2017 21:00	NP
Trichlorofluoromethane	BRL	0.0050		mg/L	251161	1	11/07/2017 20:36	NP
Vinyl chloride	0.011	0.0020		mg/L	251161	1	11/07/2017 20:36	NP
Xylenes, Total	BRL	0.0050		mg/L	251161	1	11/07/2017 20:36	NP
Surr: 4-Bromofluorobenzene	85.7	68-127		%REC	251161	1	11/07/2017 20:36	NP
Surr: 4-Bromofluorobenzene	82.2	68-127		%REC	251161	10	11/07/2017 21:00	NP
Surr: Dibromofluoromethane	108	84.4-122		%REC	251161	1	11/07/2017 20:36	NP
Surr: Dibromofluoromethane	105	84.4-122		%REC	251161	10	11/07/2017 21:00	NP
Surr: Toluene-d8	94.5	80.1-116		%REC	251161	1	11/07/2017 20:36	NP

Qualifiers:

- * Value exceeds maximum contaminant level
- BRL Below reporting limit
- H Holding times for preparation or analysis exceeded
- N Analyte not NELAC certified
- B Analyte detected in the associated method blank
- > Greater than Result value
- E Estimated (value above quantitation range)
- S Spike Recovery outside limits due to matrix
- Narr See case narrative
- NC Not confirmed
- < Less than Result value
- J Estimated value detected below Reporting Limit

Analytical Environmental Services, Inc **Date:** 13-Nov-17

Client:	AMEC Foster Wheeler	**Client Sample ID:**	TW-1
Project Name:	BFEL Atlanta	**Collection Date:**	11/1/2017 4:12:00 PM
Lab ID:	1711136-007	**Matrix:**	Groundwater

Analyses	Result	Reporting Limit	Qual	Units	BatchID	Dilution Factor	Date Analyzed	Analyst
Volatile Organic Compounds by GC/MS SW8260B				**(SW5030B)**				
Surr: Toluene-d8	94.2	80.1-116		%REC	251161	10	11/07/2017 21:00	NP
Total Metals by ICP/MS SW6020B				**(SW3005A)**				
Arsenic	BRL	0.00500		mg/L	251012	1	11/07/2017 18:02	TA
Copper	BRL	0.00200		mg/L	251012	1	11/07/2017 18:02	TA
Lead	BRL	0.00100		mg/L	251012	1	11/07/2017 18:02	TA
Zinc	0.296	0.0100		mg/L	251012	1	11/07/2017 18:02	TA
ION SCAN SW9056A								
Nitrate	BRL	0.25		mg/L	R356543	1	11/02/2017 12:18	VL
Sulfate	51	2.0		mg/L	R356543	2	11/03/2017 10:54	VL
Dissolved Metals by ICP/MS SW6020B				**(SW3005A)**				
Arsenic	BRL	0.00500		mg/L	251092	1	11/07/2017 17:08	TA
Copper	BRL	0.00200		mg/L	251092	1	11/07/2017 17:08	TA
Lead	BRL	0.00100		mg/L	251092	1	11/07/2017 17:08	TA
Zinc	0.276	0.0100		mg/L	251092	1	11/07/2017 17:08	TA
CHLORINATED PESTICIDES, TCL SW8081B				**(SW3510C)**				
4,4´-DDD	0.00057	0.00010		mg/L	251036	1	11/08/2017 02:48	SH
4,4´-DDE	0.00071	0.00010		mg/L	251036	1	11/08/2017 02:48	SH
4,4´-DDT	0.00048	0.00010		mg/L	251036	1	11/10/2017 18:14	SH
alpha-BHC	0.00011	0.000050		mg/L	251036	1	11/08/2017 02:48	SH
alpha-Chlordane	BRL	0.000050		mg/L	251036	1	11/08/2017 02:48	SH
beta-BHC	0.00067	0.000050		mg/L	251036	1	11/08/2017 02:48	SH
delta-BHC	0.00011	0.000050		mg/L	251036	1	11/08/2017 02:48	SH
Dieldrin	BRL	0.00010		mg/L	251036	1	11/08/2017 02:48	SH
gamma-BHC	BRL	0.000050		mg/L	251036	1	11/08/2017 02:48	SH
gamma-Chlordane	BRL	0.000050		mg/L	251036	1	11/08/2017 02:48	SH
Heptachlor	BRL	0.000050		mg/L	251036	1	11/08/2017 02:48	SH
Methoxychlor	BRL	0.00050		mg/L	251036	1	11/08/2017 02:48	SH
Toxaphene	BRL	0.0030		mg/L	251036	1	11/10/2017 18:14	SH
Surr: Decachlorobiphenyl	55.5	15.4-120		%REC	251036	1	11/08/2017 02:48	SH
Surr: Tetrachloro-m-xylene	71.1	37-126		%REC	251036	1	11/08/2017 02:48	SH

Qualifiers:

*	Value exceeds maximum contaminant level	E	Estimated (value above quantitation range)
BRL	Below reporting limit	S	Spike Recovery outside limits due to matrix
H	Holding times for preparation or analysis exceeded	Narr	See case narrative
N	Analyte not NELAC certified	NC	Not confirmed
B	Analyte detected in the associated method blank	<	Less than Result value
>	Greater than Result value	J	Estimated value detected below Reporting Limit

Analytical Environmental Services, Inc

Date: 13-Nov-17

SUMMARY OF ANALYTES DETECTED

Analyses	Result	Qual	MDL	Reporting Limit	Units	BatchID	Dilution Factor
Client Sample ID: MW-101				**Lab ID:** 1711136-002			
Collection Date: 11/1/2017 1:02:00 PM				**Matrix:** Groundwater			
Total Metals by ICP/MS SW6020B				**(SW3005A)**			
Copper	0.00503		0.000126	0.00200	mg/L	251012	1
Lead	0.00173		0.000215	0.00100	mg/L	251012	1
Zinc	1.50		0.000580	0.0100	mg/L	251012	1
ION SCAN SW9056A							
Nitrate	19		0.55	2.5	mg/L	R356543	10
Sulfate	70		1.2	10	mg/L	R356543	10
Dissolved Metals by ICP/MS SW6020B				**(SW3005A)**			
Copper	0.00475		0.000126	0.00200	mg/L	251092	1
Lead	0.00164		0.000215	0.00100	mg/L	251092	1
Zinc	1.43		0.000580	0.0100	mg/L	251092	1
Client Sample ID: MW-26				**Lab ID:** 1711136-003			
Collection Date: 11/1/2017 2:32:00 PM				**Matrix:** Groundwater			
Total Metals by ICP/MS SW6020B				**(SW3005A)**			
Copper	0.00855		0.000126	0.00200	mg/L	251012	1
Zinc	0.175		0.000580	0.0100	mg/L	251012	1
ION SCAN SW9056A							
Nitrate	3.1		0.055	0.25	mg/L	R356543	1
Sulfate	260		2.3	20	mg/L	R356543	20
Dissolved Metals by ICP/MS SW6020B				**(SW3005A)**			
Copper	0.00848		0.000126	0.00200	mg/L	251092	1
Zinc	0.172		0.000580	0.0100	mg/L	251092	1
CHLORINATED PESTICIDES, TCL SW8081B				**(SW3510C)**			
beta-BHC	0.00046		0.000015	0.000050	mg/L	251036	1
delta-BHC	0.000056		0.000014	0.000050	mg/L	251036	1
Client Sample ID: MW-22				**Lab ID:** 1711136-004			
Collection Date: 11/1/2017 4:06:00 PM				**Matrix:** Groundwater			
Volatile Organic Compounds by GC/MS SW8260B				**(SW5030B)**			
Trichloroethene	0.012		0.00030	0.0050	mg/L	251161	1
Total Metals by ICP/MS SW6020B				**(SW3005A)**			
Copper	3.66		0.00252	0.0400	mg/L	251012	20
Lead	0.00308		0.000215	0.00100	mg/L	251012	1
Zinc	7.25		0.0116	0.200	mg/L	251012	20
ION SCAN SW9056A							
Nitrate	2.1		0.055	0.25	mg/L	R356543	1
Sulfate	450		2.3	20	mg/L	R356543	20
Dissolved Metals by ICP/MS SW6020B				**(SW3005A)**			
Copper	3.34		0.00252	0.0400	mg/L	251092	20
Lead	0.00281		0.000215	0.00100	mg/L	251092	1
Zinc	6.59		0.0116	0.200	mg/L	251092	20
CHLORINATED PESTICIDES, TCL SW8081B				**(SW3510C)**			
alpha-BHC	0.00011		0.000018	0.000050	mg/L	251036	1
beta-BHC	0.00028		0.000015	0.000050	mg/L	251036	1
gamma-BHC	0.00014		0.000017	0.000050	mg/L	251036	1

SUMMARY OF ANALYTES DETECTED

Analyses	Result	Qual	MDL	Reporting Limit	Units	BatchID	Dilution Factor
Client Sample ID: TW-11				**Lab ID:** 1711136-005			
Collection Date: 11/1/2017 1:22:00 PM				**Matrix:** Groundwater			
Total Metals by ICP/MS SW6020B				**(SW3005A)**			
Copper	0.121		0.000126	0.00200	mg/L	251012	1
Lead	0.00141		0.000215	0.00100	mg/L	251012	1
Zinc	0.477		0.000580	0.0100	mg/L	251012	1
ION SCAN SW9056A							
Nitrate	5.3		0.055	0.25	mg/L	R356543	1
Sulfate	150		1.2	10	mg/L	R356543	10
Dissolved Metals by ICP/MS SW6020B				**(SW3005A)**			
Copper	0.114		0.000126	0.00200	mg/L	251092	1
Lead	0.00101		0.000215	0.00100	mg/L	251092	1
Zinc	0.455		0.000580	0.0100	mg/L	251092	1
Client Sample ID: MW-112				**Lab ID:** 1711136-006			
Collection Date: 11/1/2017 11:35:00 AM				**Matrix:** Groundwater			
Total Metals by ICP/MS SW6020B				**(SW3005A)**			
Arsenic	0.0109		0.000156	0.00500	mg/L	251012	1
Copper	0.0339		0.000126	0.00200	mg/L	251012	1
Zinc	1.00		0.000580	0.0100	mg/L	251012	1
ION SCAN SW9056A							
Nitrate	2.1		0.055	0.25	mg/L	R356543	1
Sulfate	250		1.2	10	mg/L	R356543	10
Dissolved Metals by ICP/MS SW6020B				**(SW3005A)**			
Arsenic	0.00987		0.000156	0.00500	mg/L	251092	1
Copper	0.0277		0.000126	0.00200	mg/L	251092	1
Zinc	0.922		0.000580	0.0100	mg/L	251092	1
CHLORINATED PESTICIDES, TCL SW8081B				**(SW3510C)**			
alpha-BHC	0.00033		0.000018	0.000050	mg/L	251036	1
beta-BHC	0.00083		0.000015	0.000050	mg/L	251036	1
delta-BHC	0.000073		0.000014	0.000050	mg/L	251036	1
gamma-BHC	0.000054		0.000017	0.000050	mg/L	251036	1
Client Sample ID: TW-1				**Lab ID:** 1711136-007			
Collection Date: 11/1/2017 4:12:00 PM				**Matrix:** Groundwater			
Volatile Organic Compounds by GC/MS SW8260B				**(SW5030B)**			
1,1,1-Trichloroethane	0.0083		0.00030	0.0050	mg/L	251161	1
1,1-Dichloroethene	0.0063		0.00040	0.0050	mg/L	251161	1
cis-1,2-Dichloroethene	1.5		0.0028	0.050	mg/L	251161	10
Naphthalene	0.0097		0.00093	0.0050	mg/L	251161	1
Tetrachloroethene	0.013		0.00046	0.0050	mg/L	251161	1
Trichloroethene	1.6		0.0030	0.050	mg/L	251161	10
Vinyl chloride	0.011		0.00030	0.0020	mg/L	251161	1
Total Metals by ICP/MS SW6020B				**(SW3005A)**			
Zinc	0.296		0.000580	0.0100	mg/L	251012	1
ION SCAN SW9056A							
Sulfate	51		0.23	2.0	mg/L	R356543	2
Dissolved Metals by ICP/MS SW6020B				**(SW3005A)**			

Analytical Environmental Services, Inc

Date: 13-Nov-17

SUMMARY OF ANALYTES DETECTED

Analyses	Result	Qual	MDL	Reporting Limit	Units	BatchID	Dilution Factor
Client Sample ID: TW-1				**Lab ID:** 1711136-007			
Collection Date: 11/1/2017 4:12:00 PM				**Matrix:** Groundwater			
Dissolved Metals by ICP/MS SW6020B				**(SW3005A)**			
Zinc	0.276		0.000580	0.0100	mg/L	251092	1
CHLORINATED PESTICIDES, TCL SW8081B				**(SW3510C)**			
4,4´-DDD	0.00057		0.000016	0.00010	mg/L	251036	1
4,4´-DDE	0.00071		0.000024	0.00010	mg/L	251036	1
4,4´-DDT	0.00048		0.000026	0.00010	mg/L	251036	1
alpha-BHC	0.00011		0.000018	0.000050	mg/L	251036	1
beta-BHC	0.00067		0.000015	0.000050	mg/L	251036	1
delta-BHC	0.00011		0.000014	0.000050	mg/L	251036	1

Qualifiers:

- * Value exceeds maximum contaminant level
- BRL Below reporting limit
- H Holding times for preparation or analysis exceeded
- N Analyte not NELAC certified
- B Analyte detected in the associated method blank
- > Greater than Result value
- E Estimated (value above quantitation range)
- S Spike Recovery outside limits due to matrix
- Narr See case narrative
- NC Not confirmed
- < Less than Result value
- J Estimated value detected below Reporting Limit

Clear | Save as

AES | Analytical Environmental Services, Inc.

SAMPLE/COOLER RECEIPT CHECKLIST

1. Client Name: **AMEC Foster Wheeler** AES Work Order Number: **1710T90**

2. Carrier: FedEx ☐ UPS ☐ USPS ☐ Client ☐ Courier ■ Other _____

		Yes	No	N/A	Details	Comments
3.	Shipping container/cooler received in good condition?	○	○	○	damaged ☐ leaking ☐ other ☐	
4.	Custody seals present on shipping container?	○	○	○		
5.	Custody seals intact on shipping container?	○	○	○		
6.	Temperature blanks present?	○	○	○		
7.	Cooler temperature(s) within limits of 0-6°C? [See item 13 and 14 for temperature recordings.]	○	○	○	Cooling initiated for recently collected samples / ice present ☐	
8.	Chain of Custody (COC) present?	○	○	○		
9.	Chain of Custody signed, dated, and timed when relinquished and received?	○	○	○		
10.	Sampler name and/or signature on COC?	○	○	○		
11.	Were all samples received within holding time?	○	○	○		
12.	TAT marked on the COC?	○	○	○	If no TAT indicated, proceeded with standard TAT per Terms & Conditions. ☐	

13. Cooler 1 Temperature 3.3 °C Cooler 2 Temperature 3.8 °C Cooler 3 Temperature _____ °C Cooler 4 Temperature _____ °C

14. Cooler 5 Temperature _____ °C Cooler 6 Temperature _____ °C Cooler 7 Temperature _____ °C Cooler 8 Temperature _____ °C

15. Comments: _____

I certify that I have completed sections 1-15 (dated initials). MJ 10/31/17

		Yes	No	N/A	Details	Comments
16.	Were sample containers intact upon receipt?	○	○	○		
17.	Custody seals present on sample containers?	○	○	○		
18.	Custody seals intact on sample containers?	○	○	○		
19.	Do sample container labels match the COC?	○	○	○	incomplete info ☐ illegible ☐ no label ☐ other ☐	
20.	Are analyses requested indicated on the COC?	○	○	○		
21.	Were all of the samples listed on the COC received?	○	○	○	samples received but not listed on COC ☐ samples listed on COC not received ☐	
22.	Was the sample collection date/time noted?	○	○	○		
23.	Did we receive sufficient sample volume for indicated analyses?	○	○	○		
24.	Were samples received in appropriate containers?	○	○	○		
25.	Were VOA samples received without headspace (< 1/4" bubble)?	○	○	○		
26.	Were trip blanks submitted?	○	○	○	listed on COC ■ not listed on COC ☐	

27. Comments: _____

I certify that I have completed sections 16-27 (dated initials). MJ 10/31/17

This section only applies to samples where pH can be checked at Sample Receipt.

		Yes	No	N/A	Details	Comments
28.	Have containers needing chemical preservation been checked? *	○	○	○		
29.	Containers meet preservation guidelines?	○	○	○		
30.	Was pH adjusted at Sample Receipt?	○	○	○		

* Note: Certain analyses require chemical preservation but must be checked in the laboratory and not upon Sample Receipt such as Coliforms, VOCs and Oil & Grease/TPH.

I certify that I have completed sections 28-30 (dated initials). MJ 10/31/17

Checklist 6.9.17 Rev 2

Locked

Analytical Environmental Services, Inc

Date: 13-Nov-17

Client: AMEC Foster Wheeler
Project Name: BFEL Atlanta
Lab Order: 1711136

Dates Report

Lab Sample ID	Client Sample ID	Collection Date	Matrix	Test Name	TCLP Date	Prep Date	Analysis Date
1711136-001A	TB-02	11/1/2017 10:00:00AM	Aqueous	Volatile Organic Compounds by GC/MS		11/7/2017 12:57:00PM	11/07/2017
1711136-002A	MW-101	11/1/2017 1:02:00PM	Groundwater	Volatile Organic Compounds by GC/MS		11/7/2017 12:57:00PM	11/07/2017
1711136-002B	MW-101	11/1/2017 1:02:00PM	Groundwater	Total Metals by ICP/MS		11/3/2017 7:17:00PM	11/07/2017
1711136-002C	MW-101	11/1/2017 1:02:00PM	Groundwater	Dissolved Metals by ICP/MS		11/6/2017 4:05:00PM	11/07/2017
1711136-002D	MW-101	11/1/2017 1:02:00PM	Groundwater	ION SCAN			11/02/2017
1711136-002E	MW-101	11/1/2017 1:02:00PM	Groundwater	TCL-CHLORINATED PESTICIDES		11/6/2017 9:30:00AM	11/08/2017
1711136-002E	MW-101	11/1/2017 1:02:00PM	Groundwater	TCL-CHLORINATED PESTICIDES		11/6/2017 9:30:00AM	11/10/2017
1711136-003A	MW-26	11/1/2017 2:32:00PM	Groundwater	Volatile Organic Compounds by GC/MS		11/7/2017 12:57:00PM	11/07/2017
1711136-003B	MW-26	11/1/2017 2:32:00PM	Groundwater	Total Metals by ICP/MS		11/3/2017 7:17:00PM	11/07/2017
1711136-003C	MW-26	11/1/2017 2:32:00PM	Groundwater	Dissolved Metals by ICP/MS		11/6/2017 4:05:00PM	11/07/2017
1711136-003D	MW-26	11/1/2017 2:32:00PM	Groundwater	ION SCAN			11/02/2017
1711136-003E	MW-26	11/1/2017 2:32:00PM	Groundwater	TCL-CHLORINATED PESTICIDES		11/6/2017 9:30:00AM	11/08/2017
1711136-003E	MW-26	11/1/2017 2:32:00PM	Groundwater	TCL-CHLORINATED PESTICIDES		11/6/2017 9:30:00AM	11/10/2017
1711136-004A	MW-22	11/1/2017 4:06:00PM	Groundwater	Volatile Organic Compounds by GC/MS		11/7/2017 12:57:00PM	11/07/2017
1711136-004B	MW-22	11/1/2017 4:06:00PM	Groundwater	Total Metals by ICP/MS		11/3/2017 7:17:00PM	11/07/2017
1711136-004B	MW-22	11/1/2017 4:06:00PM	Groundwater	Total Metals by ICP/MS		11/3/2017 7:17:00PM	11/09/2017
1711136-004C	MW-22	11/1/2017 4:06:00PM	Groundwater	Dissolved Metals by ICP/MS		11/6/2017 4:05:00PM	11/07/2017
1711136-004C	MW-22	11/1/2017 4:06:00PM	Groundwater	Dissolved Metals by ICP/MS		11/6/2017 4:05:00PM	11/09/2017
1711136-004D	MW-22	11/1/2017 4:06:00PM	Groundwater	ION SCAN			11/02/2017
1711136-004E	MW-22	11/1/2017 4:06:00PM	Groundwater	TCL-CHLORINATED PESTICIDES		11/6/2017 9:30:00AM	11/08/2017
1711136-004E	MW-22	11/1/2017 4:06:00PM	Groundwater	TCL-CHLORINATED PESTICIDES		11/6/2017 9:30:00AM	11/10/2017
1711136-005A	TW-11	11/1/2017 1:22:00PM	Groundwater	Total Metals by ICP/MS		11/3/2017 7:17:00PM	11/07/2017
1711136-005B	TW-11	11/1/2017 1:22:00PM	Groundwater	Dissolved Metals by ICP/MS		11/6/2017 4:05:00PM	11/07/2017
1711136-005C	TW-11	11/1/2017 1:22:00PM	Groundwater	ION SCAN			11/02/2017
1711136-005D	TW-11	11/1/2017 1:22:00PM	Groundwater	TCL-CHLORINATED PESTICIDES		11/6/2017 9:30:00AM	11/08/2017
1711136-005D	TW-11	11/1/2017 1:22:00PM	Groundwater	TCL-CHLORINATED PESTICIDES		11/6/2017 9:30:00AM	11/10/2017
1711136-006A	MW-112	11/1/2017 11:35:00AM	Groundwater	Volatile Organic Compounds by GC/MS		11/7/2017 12:57:00PM	11/07/2017
1711136-006B	MW-112	11/1/2017 11:35:00AM	Groundwater	Total Metals by ICP/MS		11/3/2017 7:17:00PM	11/07/2017
1711136-006C	MW-112	11/1/2017 11:35:00AM	Groundwater	Dissolved Metals by ICP/MS		11/6/2017 4:05:00PM	11/07/2017

Client: AMEC Foster Wheeler
Project Name: BFEL Atlanta
Lab Order: 1711136

Dates Report

Lab Sample ID	Client Sample ID	Collection Date	Matrix	Test Name	TCLP Date	Prep Date	Analysis Date
1711136-006D	MW-112	11/1/2017 11:35:00AM	Groundwater	ION SCAN			11/02/2017
1711136-006E	MW-112	11/1/2017 11:35:00AM	Groundwater	TCL-CHLORINATED PESTICIDES		11/6/2017 9:30:00AM	11/08/2017
1711136-006E	MW-112	11/1/2017 11:35:00AM	Groundwater	TCL-CHLORINATED PESTICIDES		11/6/2017 9:30:00AM	11/10/2017
1711136-007A	TW-1	11/1/2017 4:12:00PM	Groundwater	Volatile Organic Compounds by GC/MS		11/7/2017 12:57:00PM	11/07/2017
1711136-007B	TW-1	11/1/2017 4:12:00PM	Groundwater	Total Metals by ICP/MS		11/3/2017 7:17:00PM	11/07/2017
1711136-007C	TW-1	11/1/2017 4:12:00PM	Groundwater	Dissolved Metals by ICP/MS		11/6/2017 4:05:00PM	11/07/2017
1711136-007D	TW-1	11/1/2017 4:12:00PM	Groundwater	ION SCAN			11/02/2017
1711136-007D	TW-1	11/1/2017 4:12:00PM	Groundwater	ION SCAN			11/03/2017
1711136-007E	TW-1	11/1/2017 4:12:00PM	Groundwater	TCL-CHLORINATED PESTICIDES		11/6/2017 9:30:00AM	11/08/2017
1711136-007E	TW-1	11/1/2017 4:12:00PM	Groundwater	TCL-CHLORINATED PESTICIDES		11/6/2017 9:30:00AM	11/10/2017

Client: AMEC Foster Wheeler
Project Name: BFEL Atlanta
Workorder: 1711136

ANALYTICAL QC SUMMARY REPORT

BatchID: 251012

Sample ID: **MB-251012**	Client ID:			Units: **mg/L**	Prep Date: **11/03/2017**	Run No: **356383**
SampleType: **MBLK**	TestCode: **Total Metals by ICP/MS** **SW6020B**			BatchID: **251012**	Analysis Date: **11/07/2017**	Seq No: **7850181**

Analyte	Result	RPT Limit	SPK value	SPK Ref Val	%REC	Low Limit	High Limit	RPD Ref Val	%RPD	RPD Limit	Qual
Arsenic	BRL	0.00500									
Copper	BRL	0.00200									
Lead	BRL	0.00100									
Zinc	BRL	0.0100									

Sample ID: **LCS-251012**	Client ID:			Units: **mg/L**	Prep Date: **11/03/2017**	Run No: **356383**
SampleType: **LCS**	TestCode: **Total Metals by ICP/MS** **SW6020B**			BatchID: **251012**	Analysis Date: **11/07/2017**	Seq No: **7850182**

Analyte	Result	RPT Limit	SPK value	SPK Ref Val	%REC	Low Limit	High Limit	RPD Ref Val	%RPD	RPD Limit	Qual
Arsenic	0.1030	0.00500	0.1000	0.0002606	103	80	120				
Copper	0.1018	0.00200	0.1000	0.0002075	102	80	120				
Lead	0.09791	0.00100	0.1000		97.9	80	120				
Zinc	0.1026	0.0100	0.1000	0.0005849	102	80	120				

Sample ID: **1711136-002BMS**	Client ID: **MW-101**			Units: **mg/L**	Prep Date: **11/03/2017**	Run No: **356383**
SampleType: **MS**	TestCode: **Total Metals by ICP/MS** **SW6020B**			BatchID: **251012**	Analysis Date: **11/07/2017**	Seq No: **7850184**

Analyte	Result	RPT Limit	SPK value	SPK Ref Val	%REC	Low Limit	High Limit	RPD Ref Val	%RPD	RPD Limit	Qual
Arsenic	0.07180	0.00500	0.1000		71.8	75	125				S
Copper	0.07389	0.00200	0.1000	0.005034	68.9	75	125				S
Lead	0.08228	0.00100	0.1000	0.001728	80.6	75	125				
Zinc	1.564	0.0100	0.1000	1.499	65.4	75	125				S

Sample ID: **1711136-002BMSD**	Client ID: **MW-101**			Units: **mg/L**	Prep Date: **11/03/2017**	Run No: **356383**
SampleType: **MSD**	TestCode: **Total Metals by ICP/MS** **SW6020B**			BatchID: **251012**	Analysis Date: **11/07/2017**	Seq No: **7850185**

Analyte	Result	RPT Limit	SPK value	SPK Ref Val	%REC	Low Limit	High Limit	RPD Ref Val	%RPD	RPD Limit	Qual
Arsenic	0.07252	0.00500	0.1000		72.5	75	125	0.07180	0.998	20	S

Qualifiers:

>	Greater than Result value	<	Less than Result value	B	Analyte detected in the associated method blank
BRL	Below reporting limit	E	Estimated (value above quantitation range)	H	Holding times for preparation or analysis exceeded
J	Estimated value detected below Reporting Limit	N	Analyte not NELAC certified	R	RPD outside limits due to matrix
Rpt Lim	Reporting Limit	S	Spike Recovery outside limits due to matrix		

Client: AMEC Foster Wheeler
Project Name: BFEL Atlanta
Workorder: 1711136

ANALYTICAL QC SUMMARY REPORT

BatchID: 251012

Sample ID: **1711136-002BMSD** Client ID: **MW-101** Units: **mg/L** Prep Date: **11/03/2017** Run No: **356383**
SampleType: **MSD** TestCode: **Total Metals by ICP/MS SW6020B** BatchID: **251012** Analysis Date: **11/07/2017** Seq No: **7850185**

Analyte	Result	RPT Limit	SPK value	SPK Ref Val	%REC	Low Limit	High Limit	RPD Ref Val	%RPD	RPD Limit	Qual
Copper	0.07432	0.00200	0.1000	0.005034	69.3	75	125	0.07389	0.577	20	S
Lead	0.08360	0.00100	0.1000	0.001728	81.9	75	125	0.08228	1.60	20	
Zinc	1.584	0.0100	0.1000	1.499	85.2	75	125	1.564	1.26	20	

Qualifiers:

>	Greater than Result value	<	Less than Result value	B	Analyte detected in the associated method blank
BRL	Below reporting limit	E	Estimated (value above quantitation range)	H	Holding times for preparation or analysis exceeded
J	Estimated value detected below Reporting Limit	N	Analyte not NELAC certified	R	RPD outside limits due to matrix
Rpt Lim	Reporting Limit	S	Spike Recovery outside limits due to matrix		

Client: AMEC Foster Wheeler
Project Name: BFEL Atlanta
Workorder: 1711136

ANALYTICAL QC SUMMARY REPORT

BatchID: 251036

Sample ID: **MB-251036** Client ID: Units: **mg/L** Prep Date: **11/06/2017** Run No: **356565**
SampleType: **MBLK** TestCode: **CHLORINATED PESTICIDES, TCL SW8081B** BatchID: **251036** Analysis Date: **11/07/2017** Seq No: **7854853**

Analyte	Result	RPT Limit	SPK value	SPK Ref Val	%REC	Low Limit	High Limit	RPD Ref Val	%RPD	RPD Limit	Qual
4,4´-DDD	BRL	0.00010									
4,4´-DDE	BRL	0.00010									
4,4´-DDT	BRL	0.00010									
alpha-BHC	BRL	0.000050									
alpha-Chlordane	BRL	0.000050									
beta-BHC	BRL	0.000050									
delta-BHC	BRL	0.000050									
Dieldrin	BRL	0.00010									
gamma-BHC	BRL	0.000050									
gamma-Chlordane	BRL	0.000050									
Heptachlor	BRL	0.000050									
Methoxychlor	BRL	0.00050									
Toxaphene	BRL	0.0050									
Surr: Decachlorobiphenyl	0.000280	0	0.0005		56.1	15.4	120				
Surr: Tetrachloro-m-xylene	0.000332	0	0.0005		66.3	37	126				

Sample ID: **LCS-251036** Client ID: Units: **mg/L** Prep Date: **11/06/2017** Run No: **356565**
SampleType: **LCS** TestCode: **CHLORINATED PESTICIDES, TCL SW8081B** BatchID: **251036** Analysis Date: **11/07/2017** Seq No: **7854854**

Analyte	Result	RPT Limit	SPK value	SPK Ref Val	%REC	Low Limit	High Limit	RPD Ref Val	%RPD	RPD Limit	Qual
4,4´-DDT	0.001045	0.00010	0.0010		104	61.9	135				
Dieldrin	0.000984	0.00010	0.0010		98.4	70.3	126				
gamma-BHC	0.000973	0.000050	0.0010		97.3	70.9	129				
Heptachlor	0.001043	0.000050	0.0010		104	63.5	128				
Surr: Decachlorobiphenyl	0.000367	0	0.0005		73.4	15.4	120				
Surr: Tetrachloro-m-xylene	0.000390	0	0.0005		78.0	37	126				

Qualifiers:

>	Greater than Result value	<	Less than Result value	B	Analyte detected in the associated method blank
BRL	Below reporting limit	E	Estimated (value above quantitation range)	H	Holding times for preparation or analysis exceeded
J	Estimated value detected below Reporting Limit	N	Analyte not NELAC certified	R	RPD outside limits due to matrix
Rpt Lim	Reporting Limit	S	Spike Recovery outside limits due to matrix		

Client: AMEC Foster Wheeler
Project Name: BFEL Atlanta
Workorder: 1711136

ANALYTICAL QC SUMMARY REPORT

BatchID: 251036

Sample ID: **1711401-022BMS**	Client ID: **GP-8**	Units: **mg/L**	Prep Date: **11/06/2017**	Run No: **356565**
SampleType: **MS**	TestCode: **CHLORINATED PESTICIDES, TCL SW8081B**	BatchID: **251036**	Analysis Date: **11/08/2017**	Seq No: **7854866**

Analyte	Result	RPT Limit	SPK value	SPK Ref Val	%REC	Low Limit	High Limit	RPD Ref Val	%RPD	RPD Limit	Qual
4,4´-DDT	0.000864	0.00010	0.0010		86.4	43.2	136				
Dieldrin	0.000860	0.00010	0.0010		86.0	44	139				
gamma-BHC	0.000863	0.000050	0.0010		86.3	53.8	141				
Heptachlor	0.000954	0.000050	0.0010		95.4	34.3	144				
Surr: Decachlorobiphenyl	0.000244	0	0.0005		48.8	15.4	120				
Surr: Tetrachloro-m-xylene	0.000335	0	0.0005		67.0	37	126				

Sample ID: **1711401-022BMSD**	Client ID: **GP-8**	Units: **mg/L**	Prep Date: **11/06/2017**	Run No: **356565**
SampleType: **MSD**	TestCode: **CHLORINATED PESTICIDES, TCL SW8081B**	BatchID: **251036**	Analysis Date: **11/08/2017**	Seq No: **7854867**

Analyte	Result	RPT Limit	SPK value	SPK Ref Val	%REC	Low Limit	High Limit	RPD Ref Val	%RPD	RPD Limit	Qual
4,4´-DDT	0.000929	0.00010	0.0010		92.9	43.2	136	0.0008644	7.21	21.1	
Dieldrin	0.000871	0.00010	0.0010		87.1	44	139	0.0008600	1.30	20	
gamma-BHC	0.000898	0.000050	0.0010		89.8	53.8	141	0.0008632	3.96	20	
Heptachlor	0.000937	0.000050	0.0010		93.7	34.3	144	0.0009540	1.85	24.4	
Surr: Decachlorobiphenyl	0.000309	0	0.0005		61.9	15.4	120	0.0002438	0	0	
Surr: Tetrachloro-m-xylene	0.000343	0	0.0005		68.5	37	126	0.0003352	0	0	

Qualifiers:

>	Greater than Result value	<	Less than Result value	B	Analyte detected in the associated method blank
BRL	Below reporting limit	E	Estimated (value above quantitation range)	H	Holding times for preparation or analysis exceeded
J	Estimated value detected below Reporting Limit	N	Analyte not NELAC certified	R	RPD outside limits due to matrix
Rpt Lim	Reporting Limit	S	Spike Recovery outside limits due to matrix		

Client: AMEC Foster Wheeler
Project Name: BFEL Atlanta
Workorder: 1711136

ANALYTICAL QC SUMMARY REPORT

BatchID: 251092

Sample ID: **MB-251092**	Client ID:				Units: **mg/L**		Prep Date: **11/06/2017**		Run No: **356367**
SampleType: **MBLK**	TestCode: **Dissolved Metals by ICP/MS SW6020B**				BatchID: **251092**		Analysis Date: **11/07/2017**		Seq No: **7849908**
Analyte	Result	RPT Limit	SPK value	SPK Ref Val	%REC	Low Limit	High Limit	RPD Ref Val	%RPD	RPD Limit	Qual
Arsenic	BRL	0.00500									
Copper	BRL	0.00200									
Lead	BRL	0.00100									
Zinc	BRL	0.0100									

Sample ID: **LCS-251092**	Client ID:				Units: **mg/L**		Prep Date: **11/06/2017**		Run No: **356367**
SampleType: **LCS**	TestCode: **Dissolved Metals by ICP/MS SW6020B**				BatchID: **251092**		Analysis Date: **11/07/2017**		Seq No: **7849909**
Analyte	Result	RPT Limit	SPK value	SPK Ref Val	%REC	Low Limit	High Limit	RPD Ref Val	%RPD	RPD Limit	Qual
Arsenic	0.1031	0.00500	0.1000	0.0007718	102	80	120				
Copper	0.1006	0.00200	0.1000		101	80	120				
Lead	0.09861	0.00100	0.1000		98.6	80	120				
Zinc	0.1032	0.0100	0.1000	0.001655	102	80	120				

Sample ID: **1710T56-001DMS**	Client ID:				Units: **mg/L**		Prep Date: **11/06/2017**		Run No: **356367**
SampleType: **MS**	TestCode: **Dissolved Metals by ICP/MS SW6020B**				BatchID: **251092**		Analysis Date: **11/07/2017**		Seq No: **7849912**
Analyte	Result	RPT Limit	SPK value	SPK Ref Val	%REC	Low Limit	High Limit	RPD Ref Val	%RPD	RPD Limit	Qual
Arsenic	0.09886	0.00500	0.1000	0.0001962	98.7	75	125				
Copper	0.09894	0.00200	0.1000	0.003840	95.1	75	125				
Lead	0.09513	0.00100	0.1000		95.1	75	125				
Zinc	0.1330	0.0100	0.1000	0.03881	94.2	75	125				

Sample ID: **1710T56-001DMSD**	Client ID:				Units: **mg/L**		Prep Date: **11/06/2017**		Run No: **356367**
SampleType: **MSD**	TestCode: **Dissolved Metals by ICP/MS SW6020B**				BatchID: **251092**		Analysis Date: **11/07/2017**		Seq No: **7849913**
Analyte	Result	RPT Limit	SPK value	SPK Ref Val	%REC	Low Limit	High Limit	RPD Ref Val	%RPD	RPD Limit	Qual
Arsenic	0.09772	0.00500	0.1000	0.0001962	97.5	75	125	0.09886	1.16	20	

Qualifiers:

>	Greater than Result value	<	Less than Result value	B	Analyte detected in the associated method blank
BRL	Below reporting limit	E	Estimated (value above quantitation range)	H	Holding times for preparation or analysis exceeded
J	Estimated value detected below Reporting Limit	N	Analyte not NELAC certified	R	RPD outside limits due to matrix
Rpt Lim	Reporting Limit	S	Spike Recovery outside limits due to matrix		

Client: AMEC Foster Wheeler
Project Name: BFEL Atlanta
Workorder: 1711136

ANALYTICAL QC SUMMARY REPORT

BatchID: 251092

Sample ID: **1710T56-001DMSD** Client ID:
SampleType: **MSD** TestCode: **Dissolved Metals by ICP/MS SW6020B**
Units: **mg/L** Prep Date: **11/06/2017** Run No: **356367**
BatchID: **251092** Analysis Date: **11/07/2017** Seq No: **7849913**

Analyte	Result	RPT Limit	SPK value	SPK Ref Val	%REC	Low Limit	High Limit	RPD Ref Val	%RPD	RPD Limit	Qual
Copper	0.09900	0.00200	0.1000	0.003840	95.2	75	125	0.09894	0.062	20	
Lead	0.09570	0.00100	0.1000		95.7	75	125	0.09513	0.595	20	
Zinc	0.1326	0.0100	0.1000	0.03881	93.8	75	125	0.1330	0.267	20	

Qualifiers:

>	Greater than Result value	<	Less than Result value	B	Analyte detected in the associated method blank
BRL	Below reporting limit	E	Estimated (value above quantitation range)	H	Holding times for preparation or analysis exceeded
J	Estimated value detected below Reporting Limit	N	Analyte not NELAC certified	R	RPD outside limits due to matrix
Rpt Lim	Reporting Limit	S	Spike Recovery outside limits due to matrix		

Client: AMEC Foster Wheeler
Project Name: BFEL Atlanta
Workorder: 1711136

ANALYTICAL QC SUMMARY REPORT

BatchID: 251161

Sample ID: **MB-251161** Client ID: Units: **mg/L** Prep Date: **11/07/2017** Run No: **356263**
SampleType: **MBLK** TestCode: **Volatile Organic Compounds by GC/MS SW8260B** BatchID: **251161** Analysis Date: **11/07/2017** Seq No: **7846843**

Analyte	Result	RPT Limit	SPK value	SPK Ref Val	%REC	Low Limit	High Limit	RPD Ref Val	%RPD	RPD Limit	Qual
1,1,1-Trichloroethane	BRL	0.0050									
1,1,2,2-Tetrachloroethane	BRL	0.0050									
1,1,2-Trichloroethane	BRL	0.0050									
1,1-Dichloroethane	BRL	0.0050									
1,1-Dichloroethene	BRL	0.0050									
1,1-Dichloropropene	BRL	0.0050									
1,2,4-Trichlorobenzene	BRL	0.0050									
1,2-Dichloroethane	BRL	0.0050									
1,2-Dichloropropane	BRL	0.0050									
1,4-Dioxane	BRL	0.15									
2-Butanone	BRL	0.050									
4-Methyl-2-pentanone	BRL	0.010									
Acetone	BRL	0.050									
Benzene	BRL	0.0050									
Carbon disulfide	BRL	0.0050									
Carbon tetrachloride	BRL	0.0050									
Chlorobenzene	BRL	0.0050									
Chloroethane	BRL	0.010									
Chloroform	BRL	0.0050									
Chloromethane	BRL	0.010									
cis-1,2-Dichloroethene	BRL	0.0050									
Cyclohexane	BRL	0.0050									
Ethylbenzene	BRL	0.0050									
Isobutyl Alcohol	BRL	0.20									
Isopropylbenzene	BRL	0.0050									
Methylene chloride	BRL	0.0050									
Naphthalene	BRL	0.0050									

Qualifiers:

>	Greater than Result value	<	Less than Result value	B	Analyte detected in the associated method blank
BRL	Below reporting limit	E	Estimated (value above quantitation range)	H	Holding times for preparation or analysis exceeded
J	Estimated value detected below Reporting Limit	N	Analyte not NELAC certified	R	RPD outside limits due to matrix
Rpt Lim	Reporting Limit	S	Spike Recovery outside limits due to matrix		

Client: AMEC Foster Wheeler
Project Name: BFEL Atlanta
Workorder: 1711136

ANALYTICAL QC SUMMARY REPORT

BatchID: 251161

Sample ID: **MB-251161**	Client ID:		Units: **mg/L**	Prep Date: **11/07/2017**	Run No: **356263**
SampleType: **MBLK**	TestCode: **Volatile Organic Compounds by GC/MS SW8260B**		BatchID: **251161**	Analysis Date: **11/07/2017**	Seq No: **7846843**

Analyte	Result	RPT Limit	SPK value	SPK Ref Val	%REC	Low Limit	High Limit	RPD Ref Val	%RPD	RPD Limit	Qual
Styrene	BRL	0.0050									
Tetrachloroethene	BRL	0.0050									
Tetrahydrofuran	BRL	0.010									
Toluene	BRL	0.0050									
trans-1,2-Dichloroethene	BRL	0.0050									
Trichloroethene	BRL	0.0050									
Trichlorofluoromethane	BRL	0.0050									
Vinyl chloride	BRL	0.0020									
Xylenes, Total	BRL	0.0050									
Surr: 4-Bromofluorobenzene	0.04168	0	0.0500		83.4	68	127				
Surr: Dibromofluoromethane	0.05346	0	0.0500		107	84.4	122				
Surr: Toluene-d8	0.04658	0	0.0500		93.2	80.1	116				

Sample ID: **LCS-251161**	Client ID:		Units: **mg/L**	Prep Date: **11/07/2017**	Run No: **356263**
SampleType: **LCS**	TestCode: **Volatile Organic Compounds by GC/MS SW8260B**		BatchID: **251161**	Analysis Date: **11/07/2017**	Seq No: **7846837**

Analyte	Result	RPT Limit	SPK value	SPK Ref Val	%REC	Low Limit	High Limit	RPD Ref Val	%RPD	RPD Limit	Qual
1,1-Dichloroethene	0.05454	0.0050	0.0500		109	69	136				
Benzene	0.05096	0.0050	0.0500		102	73.7	126				
Chlorobenzene	0.04817	0.0050	0.0500		96.3	73.5	124				
Toluene	0.05123	0.0050	0.0500		102	76.8	125				
Trichloroethene	0.05108	0.0050	0.0500		102	70.9	124				
Surr: 4-Bromofluorobenzene	0.04174	0	0.0500		83.5	68	127				
Surr: Dibromofluoromethane	0.05187	0	0.0500		104	84.4	122				
Surr: Toluene-d8	0.04701	0	0.0500		94.0	80.1	116				

Qualifiers:

>	Greater than Result value	<	Less than Result value	B	Analyte detected in the associated method blank
BRL	Below reporting limit	E	Estimated (value above quantitation range)	H	Holding times for preparation or analysis exceeded
J	Estimated value detected below Reporting Limit	N	Analyte not NELAC certified	R	RPD outside limits due to matrix
Rpt Lim	Reporting Limit	S	Spike Recovery outside limits due to matrix		

Client: AMEC Foster Wheeler
Project Name: BFEL Atlanta
Workorder: 1711136

ANALYTICAL QC SUMMARY REPORT

BatchID: 251161

Sample ID: **1710T90-005AMS**	Client ID:		Units: **mg/L**	Prep Date: **11/07/2017**	Run No: **356263**
SampleType: **MS**	TestCode: **Volatile Organic Compounds by GC/MS SW8260B**		BatchID: **251161**	Analysis Date: **11/07/2017**	Seq No: **7846905**

Analyte	Result	RPT Limit	SPK value	SPK Ref Val	%REC	Low Limit	High Limit	RPD Ref Val	%RPD	RPD Limit	Qual
1,1-Dichloroethene	0.05568	0.0050	0.0500		111	65.7	143				
Benzene	0.05281	0.0050	0.0500		106	66.1	137				
Chlorobenzene	0.05205	0.0050	0.0500		104	70.9	132				
Toluene	0.05477	0.0050	0.0500		110	63.8	141				
Trichloroethene	0.05381	0.0050	0.0500		108	70.6	128				
Surr: 4-Bromofluorobenzene	0.04063	0	0.0500		81.3	68	127				
Surr: Dibromofluoromethane	0.05279	0	0.0500		106	84.4	122				
Surr: Toluene-d8	0.04686	0	0.0500		93.7	80.1	116				

Sample ID: **1710T90-005AMSD**	Client ID:		Units: **mg/L**	Prep Date: **11/07/2017**	Run No: **356263**
SampleType: **MSD**	TestCode: **Volatile Organic Compounds by GC/MS SW8260B**		BatchID: **251161**	Analysis Date: **11/07/2017**	Seq No: **7847026**

Analyte	Result	RPT Limit	SPK value	SPK Ref Val	%REC	Low Limit	High Limit	RPD Ref Val	%RPD	RPD Limit	Qual
1,1-Dichloroethene	0.05397	0.0050	0.0500		108	65.7	143	0.05568	3.12	17.7	
Benzene	0.05218	0.0050	0.0500		104	66.1	137	0.05281	1.20	20	
Chlorobenzene	0.05251	0.0050	0.0500		105	70.9	132	0.05205	0.880	20	
Toluene	0.05296	0.0050	0.0500		106	63.8	141	0.05477	3.36	20	
Trichloroethene	0.05166	0.0050	0.0500		103	70.6	128	0.05381	4.08	20	
Surr: 4-Bromofluorobenzene	0.04011	0	0.0500		80.2	68	127	0.04063	0	0	
Surr: Dibromofluoromethane	0.04971	0	0.0500		99.4	84.4	122	0.05279	0	0	
Surr: Toluene-d8	0.04562	0	0.0500		91.2	80.1	116	0.04686	0	0	

Qualifiers:

>	Greater than Result value	<	Less than Result value	B	Analyte detected in the associated method blank
BRL	Below reporting limit	E	Estimated (value above quantitation range)	H	Holding times for preparation or analysis exceeded
J	Estimated value detected below Reporting Limit	N	Analyte not NELAC certified	R	RPD outside limits due to matrix
Rpt Lim	Reporting Limit	S	Spike Recovery outside limits due to matrix		

Client: AMEC Foster Wheeler
Project Name: BFEL Atlanta
Workorder: 1711136

ANALYTICAL QC SUMMARY REPORT

BatchID: R356543

Sample ID: **MB-R356543**	Client ID:			Units: **mg/L**	Prep Date:		Run No: **356543**
SampleType: **MBLK**	TestCode: **ION SCAN SW9056A**			BatchID: **R356543**	Analysis Date: **11/02/2017**		Seq No: **7854243**

Analyte	Result	RPT Limit	SPK value	SPK Ref Val	%REC	Low Limit	High Limit	RPD Ref Val	%RPD	RPD Limit	Qual
Nitrate	BRL	0.25									
Sulfate	BRL	1.0									

Sample ID: **LCS-R356543**	Client ID:			Units: **mg/L**	Prep Date:		Run No: **356543**
SampleType: **LCS**	TestCode: **ION SCAN SW9056A**			BatchID: **R356543**	Analysis Date: **11/02/2017**		Seq No: **7854255**

Analyte	Result	RPT Limit	SPK value	SPK Ref Val	%REC	Low Limit	High Limit	RPD Ref Val	%RPD	RPD Limit	Qual
Nitrate	4.956	0.25	5.000		99.1	90	110				
Sulfate	23.20	1.0	25.00		92.8	90	110				

Sample ID: **1711136-002DMS**	Client ID: **MW-101**			Units: **mg/L**	Prep Date:		Run No: **356543**
SampleType: **MS**	TestCode: **ION SCAN SW9056A**			BatchID: **R356543**	Analysis Date: **11/02/2017**		Seq No: **7854275**

Analyte	Result	RPT Limit	SPK value	SPK Ref Val	%REC	Low Limit	High Limit	RPD Ref Val	%RPD	RPD Limit	Qual
Nitrate	69.81	2.5	50.00	18.53	103	90	110				
Sulfate	311.1	10	250.0	69.82	96.5	90	110				

Sample ID: **1711136-003DMS**	Client ID: **MW-26**			Units: **mg/L**	Prep Date:		Run No: **356543**
SampleType: **MS**	TestCode: **ION SCAN SW9056A**			BatchID: **R356543**	Analysis Date: **11/02/2017**		Seq No: **7854278**

Analyte	Result	RPT Limit	SPK value	SPK Ref Val	%REC	Low Limit	High Limit	RPD Ref Val	%RPD	RPD Limit	Qual
Nitrate	97.82	5.0	100.0	2.903	94.9	90	110				
Sulfate	758.4	20	500.0	264.2	98.8	90	110				

Sample ID: **1711136-002DMSD**	Client ID: **MW-101**			Units: **mg/L**	Prep Date:		Run No: **356543**
SampleType: **MSD**	TestCode: **ION SCAN SW9056A**			BatchID: **R356543**	Analysis Date: **11/02/2017**		Seq No: **7854277**

Analyte	Result	RPT Limit	SPK value	SPK Ref Val	%REC	Low Limit	High Limit	RPD Ref Val	%RPD	RPD Limit	Qual
Nitrate	70.78	2.5	50.00	18.53	104	90	110	69.81	1.38	20	

Qualifiers:

>	Greater than Result value	<	Less than Result value	B	Analyte detected in the associated method blank
BRL	Below reporting limit	E	Estimated (value above quantitation range)	H	Holding times for preparation or analysis exceeded
J	Estimated value detected below Reporting Limit	N	Analyte not NELAC certified	R	RPD outside limits due to matrix
Rpt Lim	Reporting Limit	S	Spike Recovery outside limits due to matrix		

Client: AMEC Foster Wheeler
Project Name: BFEL Atlanta
Workorder: 1711136

ANALYTICAL QC SUMMARY REPORT

BatchID: R356543

Sample ID: **1711136-002DMSD** Client ID: **MW-101** Units: **mg/L** Prep Date: Run No: **356543**
SampleType: **MSD** TestCode: **ION SCAN SW9056A** BatchID: **R356543** Analysis Date: **11/02/2017** Seq No: **7854277**

Analyte	Result	RPT Limit	SPK value	SPK Ref Val	%REC	Low Limit	High Limit	RPD Ref Val	%RPD	RPD Limit	Qual
Sulfate	310.3	10	250.0	69.82	96.2	90	110	311.1	0.240	20	

Qualifiers:

>	Greater than Result value	<	Less than Result value	B	Analyte detected in the associated method blank
BRL	Below reporting limit	E	Estimated (value above quantitation range)	H	Holding times for preparation or analysis exceeded
J	Estimated value detected below Reporting Limit	N	Analyte not NELAC certified	R	RPD outside limits due to matrix
Rpt Lim	Reporting Limit	S	Spike Recovery outside limits due to matrix		

AES

ANALYTICAL ENVIRONMENTAL SERVICES, INC.

November 13, 2017

Rhonda Quinn
AMEC Foster Wheeler

1075 Big Shanty Rd NW
Kennesaw GA 30144

RE: BFEL Atlanta

Dear Rhonda Quinn: Order No: 1711279

Analytical Environmental Services, Inc. received 9 samples on 11/2/2017 5:25:00 PM for the analyses presented in following report.

No problems were encountered during the analyses. Additionally, all results for the associated Quality Control samples were within EPA and/or AES established limits. Any discrepancies associated with the analyses contained herein will be noted and submitted in the form of a project Case Narrative.
AES's accreditations are as follows:
-NELAP/State of Florida Laboratory ID E87582 for analysis of Non-Potable Water, Solid & Chemical Materials, Air & Emissions Volatile Organics, and Drinking Water Microbiology & Metals, effective 07/01/17-06/30/18.
State of Georgia, Department of Natural Resources ID #800 for analysis of Drinking Water Metals, effective 07/01/17-06/30/18 and Total Coliforms/ E. coli, effective 04/25/17-04/24/20.
-NELAP/Louisiana Agency Interest No. 100818 for or analysis of Non-Potable Water and Solid & Chemical Materials, effective 07/01/17-06/30/18.
-AIHA-LAP, LLC Laboratory ID: 100671 for Industrial Hygiene samples (Organics, Metals, PCM Asbestos, Gravimetric), Environmental Lead (Paint, Soil, Dust Wipes, Air), and Environmental Microbiology (Fungal) Direct Examination, effective until 12/01/17.
These results relate only to the items tested. This report may only be reproduced in full.

If you have any questions regarding these test results, please feel free to call.

Sincerely,

Ioana Pacurar

Ioana Pacurar

Project Manager

ANALYTICAL ENVIRONMENTAL SERVICES, INC.
3080 Presidential Drive Atlanta, GA 30340-3704
AES Phone: (770) 457-8177 / Toll-Free: (800) 972-4889 / Fax: (770) 457-8188

CHAIN OF CUSTODY

Work Order: 17 11279

Date: 11/2/17 Page 1 of 1

COMPANY: Wood.

ADDRESS: 1075 Big Shanty Rd, Ste 100 Kennesaw, GA 30144

PHONE: 770-421-3400

EMAIL:

SAMPLED BY: D Howard, E Guillen, M Andrews

SIGNATURE: Daniel Howard

#	SAMPLE ID	SAMPLED: DATE	SAMPLED: TIME	GRAB	COMPOSITE	MATRIX (see codes)	ANALYSIS REQUESTED * VOC 8260	Tot metals 6020	Diss Metals 6020	Pest 8081A	Nitrate/Sulfate 9056	PRESERVATION (see codes) HH	N	I	I	I	REMARKS	Number of Containers
1	TB-03	11/2/17	0930	X		W	2											2
2	MW-108		1211	X		GW	2	1	1	2	1							7
3	MW-110		1621	X		GW	2	1	1	2	1							7
4	TW-2		0952	X		GW	2	1	1	2	1							7
5	TW-3		1402	X		GW	2	1	1	2	1							7
6	MW-116		0915	X		GW	2	1	1	2	1							7
7	MW-104A		1530	X		GW	2	1	1	2	1							7
8	MW-104D		1615	X		GW	2	1	1	2	1							7
9	DUP-1		1200	X		GW	2											2
10	Temp Blank																	
11																		
12																		
13																		
14																		

Visit our website www.aesatlanta.com for downloadable COCs and to log in to your AESAccess account.

RELINQUISHED BY:	DATE/TIME:	RECEIVED BY:	DATE/TIME:
1. Daniel Howard	11/2/17/1643	1.	Nov 2-17 4:43pm
2. Nov 2-17	5:25	2.	11/2/17 5:25
3.		3.	

SPECIAL INSTRUCTIONS/COMMENTS:
* Dissolved metals will be Filtered by the lab.
Metals: As, Pb, Cu, Zn

SHIPMENT METHOD
OUT: / / VIA:
IN: / / VIA:
client FedEx UPS US mail (courier) Greyhound
other: _____

PROJECT INFORMATION
PROJECT NAME: BFEL Atlanta
PROJECT #: 6122080154
SITE ADDRESS: Marietta Rd Atlanta, GA
SEND REPORT TO: Rhonda Quinn
INVOICE TO:
(IF DIFFERENT FROM ABOVE)
QUOTE #: _____ PO#: _____

RECEIPT
Total # of Containers

Turnaround Time (TAT) Request
- [X] Standard 5 Business Days
- [ ] 2 Business Day Rush
- [ ] Next Business Day Rush
- [ ] Same-Day Rush **(auth req.)**
- [ ] Other _____

STATE PROGRAM (if any): _____
E-mail? [X] Fax? [ ]
DATA PACKAGE: I ○ II ● III ○ IV ○

Submission of samples to the laboratory constitutes acceptance of AES's Terms & Conditions. Samples received after 3PM or on Saturday are considered as received the following business day. If no TAT is marked on COC, AES will proceed with standard TAT. Samples are disposed of 30 days after completion of report unless other arangements are made.

Matrix Codes: A = Air GW = Groundwater SE = Sediment SO = Soil SW = Surface Water WW = Waste Water W = Water (Blanks) DW = Drinking Water (Blanks) O = Other (specify)

Preservative Codes: H+I = Hydrochloric acid + ice I = Ice only N = Nitric acid S+I = Sulfuric acid + ice S/M+I = Sodium Bisulfate/Methanol + ice O = Other (specify) NA = None

White Copy - Original; Yellow Copy - Client

Analytical Environmental Services, Inc

Date: 13-Nov-17

Client: AMEC Foster Wheeler
Project: BFEL Atlanta
Lab ID: 1711279

Case Narrative

Volatiles Organic Compounds Analysis by Method 8260B:

Due to sample matrix, samples 1711279-008A and -009A required dilution during preparation and/or analysis resulting in elevated reporting limits.

Analytical Environmental Services, Inc

Date: 13-Nov-17

Client:	AMEC Foster Wheeler	**Client Sample ID:**	TB-03
Project Name:	BFEL Atlanta	**Collection Date:**	11/2/2017 9:30:00 AM
Lab ID:	1711279-001	**Matrix:**	Aqueous

Analyses	Result	Reporting Limit	Qual	Units	BatchID	Dilution Factor	Date Analyzed	Analyst
Volatile Organic Compounds by GC/MS SW8260B				**(SW5030B)**				
1,1,1-Trichloroethane	BRL	0.0050		mg/L	251161	1	11/07/2017 17:47	NP
1,1,2,2-Tetrachloroethane	BRL	0.0050		mg/L	251161	1	11/07/2017 17:47	NP
1,1,2-Trichloroethane	BRL	0.0050		mg/L	251161	1	11/07/2017 17:47	NP
1,1-Dichloroethane	BRL	0.0050		mg/L	251161	1	11/07/2017 17:47	NP
1,1-Dichloroethene	BRL	0.0050		mg/L	251161	1	11/07/2017 17:47	NP
1,1-Dichloropropene	BRL	0.0050		mg/L	251161	1	11/07/2017 17:47	NP
1,2,4-Trichlorobenzene	BRL	0.0050		mg/L	251161	1	11/07/2017 17:47	NP
1,2-Dichloroethane	BRL	0.0050		mg/L	251161	1	11/07/2017 17:47	NP
1,2-Dichloropropane	BRL	0.0050		mg/L	251161	1	11/07/2017 17:47	NP
1,4-Dioxane	BRL	0.15		mg/L	251161	1	11/07/2017 17:47	NP
2-Butanone	BRL	0.050		mg/L	251161	1	11/07/2017 17:47	NP
4-Methyl-2-pentanone	BRL	0.010		mg/L	251161	1	11/07/2017 17:47	NP
Acetone	BRL	0.050		mg/L	251161	1	11/07/2017 17:47	NP
Benzene	BRL	0.0050		mg/L	251161	1	11/07/2017 17:47	NP
Carbon disulfide	BRL	0.0050		mg/L	251161	1	11/07/2017 17:47	NP
Carbon tetrachloride	BRL	0.0050		mg/L	251161	1	11/07/2017 17:47	NP
Chlorobenzene	BRL	0.0050		mg/L	251161	1	11/07/2017 17:47	NP
Chloroethane	BRL	0.010		mg/L	251161	1	11/07/2017 17:47	NP
Chloroform	BRL	0.0050		mg/L	251161	1	11/07/2017 17:47	NP
Chloromethane	BRL	0.0050		mg/L	251161	1	11/07/2017 17:47	NP
cis-1,2-Dichloroethene	BRL	0.0050		mg/L	251161	1	11/07/2017 17:47	NP
Cyclohexane	BRL	0.0050		mg/L	251161	1	11/07/2017 17:47	NP
Ethylbenzene	BRL	0.0050		mg/L	251161	1	11/07/2017 17:47	NP
Isobutyl Alcohol	BRL	0.20		mg/L	251161	1	11/07/2017 17:47	NP
Isopropylbenzene	BRL	0.0050		mg/L	251161	1	11/07/2017 17:47	NP
Methylene chloride	BRL	0.0050		mg/L	251161	1	11/07/2017 17:47	NP
Naphthalene	BRL	0.0050		mg/L	251161	1	11/07/2017 17:47	NP
Styrene	BRL	0.0050		mg/L	251161	1	11/07/2017 17:47	NP
Tetrachloroethene	BRL	0.0050		mg/L	251161	1	11/07/2017 17:47	NP
Tetrahydrofuran	BRL	0.010		mg/L	251161	1	11/07/2017 17:47	NP
Toluene	BRL	0.0050		mg/L	251161	1	11/07/2017 17:47	NP
trans-1,2-Dichloroethene	BRL	0.0050		mg/L	251161	1	11/07/2017 17:47	NP
Trichloroethene	BRL	0.0050		mg/L	251161	1	11/07/2017 17:47	NP
Trichlorofluoromethane	BRL	0.0050		mg/L	251161	1	11/07/2017 17:47	NP
Vinyl chloride	BRL	0.0020		mg/L	251161	1	11/07/2017 17:47	NP
Xylenes, Total	BRL	0.0050		mg/L	251161	1	11/07/2017 17:47	NP
Surr: 4-Bromofluorobenzene	81.8	68-127		%REC	251161	1	11/07/2017 17:47	NP
Surr: Dibromofluoromethane	108	84.4-122		%REC	251161	1	11/07/2017 17:47	NP
Surr: Toluene-d8	95.2	80.1-116		%REC	251161	1	11/07/2017 17:47	NP

Qualifiers:

- * Value exceeds maximum contaminant level
- BRL Below reporting limit
- H Holding times for preparation or analysis exceeded
- N Analyte not NELAC certified
- B Analyte detected in the associated method blank
- > Greater than Result value
- E Estimated (value above quantitation range)
- S Spike Recovery outside limits due to matrix
- Narr See case narrative
- NC Not confirmed
- < Less than Result value
- J Estimated value detected below Reporting Limit

Analytical Environmental Services, Inc **Date:** 13-Nov-17

Client:	AMEC Foster Wheeler	**Client Sample ID:**	MW-108
Project Name:	BFEL Atlanta	**Collection Date:**	11/2/2017 12:11:00 PM
Lab ID:	1711279-002	**Matrix:**	Groundwater

Analyses	Result	Reporting Limit	Qual	Units	BatchID	Dilution Factor	Date Analyzed	Analyst
Volatile Organic Compounds by GC/MS SW8260B				**(SW5030B)**				
1,1,1-Trichloroethane	BRL	0.0050		mg/L	251161	1	11/07/2017 21:24	NP
1,1,2,2-Tetrachloroethane	BRL	0.0050		mg/L	251161	1	11/07/2017 21:24	NP
1,1,2-Trichloroethane	BRL	0.0050		mg/L	251161	1	11/07/2017 21:24	NP
1,1-Dichloroethane	BRL	0.0050		mg/L	251161	1	11/07/2017 21:24	NP
1,1-Dichloroethene	BRL	0.0050		mg/L	251161	1	11/07/2017 21:24	NP
1,1-Dichloropropene	BRL	0.0050		mg/L	251161	1	11/07/2017 21:24	NP
1,2,4-Trichlorobenzene	BRL	0.0050		mg/L	251161	1	11/07/2017 21:24	NP
1,2-Dichloroethane	BRL	0.0050		mg/L	251161	1	11/07/2017 21:24	NP
1,2-Dichloropropane	BRL	0.0050		mg/L	251161	1	11/07/2017 21:24	NP
1,4-Dioxane	BRL	0.15		mg/L	251161	1	11/07/2017 21:24	NP
2-Butanone	BRL	0.050		mg/L	251161	1	11/07/2017 21:24	NP
4-Methyl-2-pentanone	BRL	0.010		mg/L	251161	1	11/07/2017 21:24	NP
Acetone	BRL	0.050		mg/L	251161	1	11/07/2017 21:24	NP
Benzene	BRL	0.0050		mg/L	251161	1	11/07/2017 21:24	NP
Carbon disulfide	BRL	0.0050		mg/L	251161	1	11/07/2017 21:24	NP
Carbon tetrachloride	BRL	0.0050		mg/L	251161	1	11/07/2017 21:24	NP
Chlorobenzene	BRL	0.0050		mg/L	251161	1	11/07/2017 21:24	NP
Chloroethane	BRL	0.010		mg/L	251161	1	11/07/2017 21:24	NP
Chloroform	BRL	0.0050		mg/L	251161	1	11/07/2017 21:24	NP
Chloromethane	BRL	0.0050		mg/L	251161	1	11/07/2017 21:24	NP
cis-1,2-Dichloroethene	BRL	0.0050		mg/L	251161	1	11/07/2017 21:24	NP
Cyclohexane	BRL	0.0050		mg/L	251161	1	11/07/2017 21:24	NP
Ethylbenzene	BRL	0.0050		mg/L	251161	1	11/07/2017 21:24	NP
Isobutyl Alcohol	BRL	0.20		mg/L	251161	1	11/07/2017 21:24	NP
Isopropylbenzene	BRL	0.0050		mg/L	251161	1	11/07/2017 21:24	NP
Methylene chloride	BRL	0.0050		mg/L	251161	1	11/07/2017 21:24	NP
Naphthalene	BRL	0.0050		mg/L	251161	1	11/07/2017 21:24	NP
Styrene	BRL	0.0050		mg/L	251161	1	11/07/2017 21:24	NP
Tetrachloroethene	BRL	0.0050		mg/L	251161	1	11/07/2017 21:24	NP
Tetrahydrofuran	BRL	0.010		mg/L	251161	1	11/07/2017 21:24	NP
Toluene	BRL	0.0050		mg/L	251161	1	11/07/2017 21:24	NP
trans-1,2-Dichloroethene	BRL	0.0050		mg/L	251161	1	11/07/2017 21:24	NP
Trichloroethene	0.0054	0.0050		mg/L	251161	1	11/07/2017 21:24	NP
Trichlorofluoromethane	BRL	0.0050		mg/L	251161	1	11/07/2017 21:24	NP
Vinyl chloride	BRL	0.0020		mg/L	251161	1	11/07/2017 21:24	NP
Xylenes, Total	BRL	0.0050		mg/L	251161	1	11/07/2017 21:24	NP
Surr: 4-Bromofluorobenzene	83.6	68-127		%REC	251161	1	11/07/2017 21:24	NP
Surr: Dibromofluoromethane	104	84.4-122		%REC	251161	1	11/07/2017 21:24	NP
Surr: Toluene-d8	92.9	80.1-116		%REC	251161	1	11/07/2017 21:24	NP
Total Metals by ICP/MS SW6020B				**(SW3005A)**				

Qualifiers:

*	Value exceeds maximum contaminant level	E	Estimated (value above quantitation range)
BRL	Below reporting limit	S	Spike Recovery outside limits due to matrix
H	Holding times for preparation or analysis exceeded	Narr	See case narrative
N	Analyte not NELAC certified	NC	Not confirmed
B	Analyte detected in the associated method blank	<	Less than Result value
>	Greater than Result value	J	Estimated value detected below Reporting Limit

Analytical Environmental Services, Inc **Date:** 13-Nov-17

Client:	AMEC Foster Wheeler	**Client Sample ID:**	MW-108
Project Name:	BFEL Atlanta	**Collection Date:**	11/2/2017 12:11:00 PM
Lab ID:	1711279-002	**Matrix:**	Groundwater

Analyses	Result	Reporting Limit	Qual	Units	BatchID	Dilution Factor	Date Analyzed	Analyst
Total Metals by ICP/MS SW6020B				**(SW3005A)**				
Arsenic	BRL	0.00500		mg/L	251013	1	11/07/2017 19:17	TA
Copper	0.174	0.00200		mg/L	251013	1	11/07/2017 19:17	TA
Lead	BRL	0.00100		mg/L	251013	1	11/07/2017 19:17	TA
Zinc	2.32	0.0100		mg/L	251013	1	11/07/2017 19:17	TA
ION SCAN SW9056A								
Nitrate	BRL	0.25		mg/L	R356618	1	11/03/2017 13:19	RG
Sulfate	240	10		mg/L	R356618	10	11/03/2017 21:29	RG
Dissolved Metals by ICP/MS SW6020B				**(SW3005A)**				
Arsenic	BRL	0.00500		mg/L	251092	1	11/07/2017 17:10	TA
Copper	0.164	0.00200		mg/L	251092	1	11/07/2017 17:10	TA
Lead	BRL	0.00100		mg/L	251092	1	11/07/2017 17:10	TA
Zinc	2.19	0.0100		mg/L	251092	1	11/07/2017 17:10	TA
CHLORINATED PESTICIDES, TCL SW8081B				**(SW3510C)**				
4,4´-DDD	BRL	0.00010		mg/L	251036	1	11/07/2017 21:57	SH
4,4´-DDE	BRL	0.00010		mg/L	251036	1	11/07/2017 21:57	SH
4,4´-DDT	BRL	0.00010		mg/L	251036	1	11/07/2017 21:57	SH
alpha-BHC	0.0029	0.00025		mg/L	251036	5	11/10/2017 14:20	SH
alpha-Chlordane	BRL	0.000050		mg/L	251036	1	11/07/2017 21:57	SH
beta-BHC	0.00093	0.000050		mg/L	251036	1	11/07/2017 21:57	SH
delta-BHC	0.00093	0.000050		mg/L	251036	1	11/07/2017 21:57	SH
Dieldrin	BRL	0.00010		mg/L	251036	1	11/07/2017 21:57	SH
gamma-BHC	0.00020	0.000050		mg/L	251036	1	11/07/2017 21:57	SH
gamma-Chlordane	BRL	0.000050		mg/L	251036	1	11/07/2017 21:57	SH
Heptachlor	BRL	0.000050		mg/L	251036	1	11/07/2017 21:57	SH
Methoxychlor	BRL	0.00050		mg/L	251036	1	11/07/2017 21:57	SH
Toxaphene	BRL	0.0030		mg/L	251036	1	11/07/2017 21:57	SH
Surr: Decachlorobiphenyl	29.6	15.4-120		%REC	251036	1	11/07/2017 21:57	SH
Surr: Tetrachloro-m-xylene	63.4	37-126		%REC	251036	1	11/07/2017 21:57	SH

Qualifiers:

*	Value exceeds maximum contaminant level	E	Estimated (value above quantitation range)
BRL	Below reporting limit	S	Spike Recovery outside limits due to matrix
H	Holding times for preparation or analysis exceeded	Narr	See case narrative
N	Analyte not NELAC certified	NC	Not confirmed
B	Analyte detected in the associated method blank	<	Less than Result value
>	Greater than Result value	J	Estimated value detected below Reporting Limit

Analytical Environmental Services, Inc **Date:** 13-Nov-17

Client:	AMEC Foster Wheeler	**Client Sample ID:**	MW-110
Project Name:	BFEL Atlanta	**Collection Date:**	11/2/2017 4:21:00 PM
Lab ID:	1711279-003	**Matrix:**	Groundwater

Analyses	Result	Reporting Limit	Qual	Units	BatchID	Dilution Factor	Date Analyzed	Analyst
Volatile Organic Compounds by GC/MS SW8260B				**(SW5030B)**				
1,1,1-Trichloroethane	BRL	0.0050		mg/L	251161	1	11/07/2017 21:48	NP
1,1,2,2-Tetrachloroethane	BRL	0.0050		mg/L	251161	1	11/07/2017 21:48	NP
1,1,2-Trichloroethane	BRL	0.0050		mg/L	251161	1	11/07/2017 21:48	NP
1,1-Dichloroethane	BRL	0.0050		mg/L	251161	1	11/07/2017 21:48	NP
1,1-Dichloroethene	BRL	0.0050		mg/L	251161	1	11/07/2017 21:48	NP
1,1-Dichloropropene	BRL	0.0050		mg/L	251161	1	11/07/2017 21:48	NP
1,2,4-Trichlorobenzene	BRL	0.0050		mg/L	251161	1	11/07/2017 21:48	NP
1,2-Dichloroethane	BRL	0.0050		mg/L	251161	1	11/07/2017 21:48	NP
1,2-Dichloropropane	BRL	0.0050		mg/L	251161	1	11/07/2017 21:48	NP
1,4-Dioxane	BRL	0.15		mg/L	251161	1	11/07/2017 21:48	NP
2-Butanone	BRL	0.050		mg/L	251161	1	11/07/2017 21:48	NP
4-Methyl-2-pentanone	BRL	0.010		mg/L	251161	1	11/07/2017 21:48	NP
Acetone	BRL	0.050		mg/L	251161	1	11/07/2017 21:48	NP
Benzene	BRL	0.0050		mg/L	251161	1	11/07/2017 21:48	NP
Carbon disulfide	BRL	0.0050		mg/L	251161	1	11/07/2017 21:48	NP
Carbon tetrachloride	BRL	0.0050		mg/L	251161	1	11/07/2017 21:48	NP
Chlorobenzene	BRL	0.0050		mg/L	251161	1	11/07/2017 21:48	NP
Chloroethane	BRL	0.010		mg/L	251161	1	11/07/2017 21:48	NP
Chloroform	BRL	0.0050		mg/L	251161	1	11/07/2017 21:48	NP
Chloromethane	BRL	0.0050		mg/L	251161	1	11/07/2017 21:48	NP
cis-1,2-Dichloroethene	BRL	0.0050		mg/L	251161	1	11/07/2017 21:48	NP
Cyclohexane	BRL	0.0050		mg/L	251161	1	11/07/2017 21:48	NP
Ethylbenzene	BRL	0.0050		mg/L	251161	1	11/07/2017 21:48	NP
Isobutyl Alcohol	BRL	0.20		mg/L	251161	1	11/07/2017 21:48	NP
Isopropylbenzene	BRL	0.0050		mg/L	251161	1	11/07/2017 21:48	NP
Methylene chloride	BRL	0.0050		mg/L	251161	1	11/07/2017 21:48	NP
Naphthalene	BRL	0.0050		mg/L	251161	1	11/07/2017 21:48	NP
Styrene	BRL	0.0050		mg/L	251161	1	11/07/2017 21:48	NP
Tetrachloroethene	BRL	0.0050		mg/L	251161	1	11/07/2017 21:48	NP
Tetrahydrofuran	BRL	0.010		mg/L	251161	1	11/07/2017 21:48	NP
Toluene	BRL	0.0050		mg/L	251161	1	11/07/2017 21:48	NP
trans-1,2-Dichloroethene	BRL	0.0050		mg/L	251161	1	11/07/2017 21:48	NP
Trichloroethene	0.0079	0.0050		mg/L	251161	1	11/07/2017 21:48	NP
Trichlorofluoromethane	BRL	0.0050		mg/L	251161	1	11/07/2017 21:48	NP
Vinyl chloride	BRL	0.0020		mg/L	251161	1	11/07/2017 21:48	NP
Xylenes, Total	BRL	0.0050		mg/L	251161	1	11/07/2017 21:48	NP
Surr: 4-Bromofluorobenzene	83.3	68-127		%REC	251161	1	11/07/2017 21:48	NP
Surr: Dibromofluoromethane	109	84.4-122		%REC	251161	1	11/07/2017 21:48	NP
Surr: Toluene-d8	98	80.1-116		%REC	251161	1	11/07/2017 21:48	NP
Total Metals by ICP/MS SW6020B				**(SW3005A)**				

Qualifiers:

- * Value exceeds maximum contaminant level
- BRL Below reporting limit
- H Holding times for preparation or analysis exceeded
- N Analyte not NELAC certified
- B Analyte detected in the associated method blank
- > Greater than Result value
- E Estimated (value above quantitation range)
- S Spike Recovery outside limits due to matrix
- Narr See case narrative
- NC Not confirmed
- < Less than Result value
- J Estimated value detected below Reporting Limit

Analytical Environmental Services, Inc **Date:** 13-Nov-17

Client:	AMEC Foster Wheeler	**Client Sample ID:**	MW-110
Project Name:	BFEL Atlanta	**Collection Date:**	11/2/2017 4:21:00 PM
Lab ID:	1711279-003	**Matrix:**	Groundwater

Analyses	Result	Reporting Limit	Qual	Units	BatchID	Dilution Factor	Date Analyzed	Analyst
Total Metals by ICP/MS SW6020B				**(SW3005A)**				
Arsenic	BRL	0.00500		mg/L	251013	1	11/07/2017 19:18	TA
Copper	0.314	0.00200		mg/L	251013	1	11/07/2017 19:18	TA
Lead	BRL	0.00100		mg/L	251013	1	11/07/2017 19:18	TA
Zinc	4.20	0.0100		mg/L	251013	1	11/07/2017 19:18	TA
ION SCAN SW9056A								
Nitrate	2.8	0.25		mg/L	R356618	1	11/03/2017 13:34	RG
Sulfate	290	10		mg/L	R356618	10	11/03/2017 22:29	RG
Dissolved Metals by ICP/MS SW6020B				**(SW3005A)**				
Arsenic	BRL	0.00500		mg/L	251092	1	11/07/2017 17:12	TA
Copper	0.315	0.00200		mg/L	251092	1	11/07/2017 17:12	TA
Lead	BRL	0.00100		mg/L	251092	1	11/07/2017 17:12	TA
Zinc	4.34	0.0100		mg/L	251092	1	11/07/2017 17:12	TA
CHLORINATED PESTICIDES, TCL SW8081B				**(SW3510C)**				
4,4´-DDD	BRL	0.00010		mg/L	251036	1	11/07/2017 22:08	SH
4,4´-DDE	BRL	0.00010		mg/L	251036	1	11/07/2017 22:08	SH
4,4´-DDT	BRL	0.00010		mg/L	251036	1	11/07/2017 22:08	SH
alpha-BHC	0.00099	0.000050		mg/L	251036	1	11/07/2017 22:08	SH
alpha-Chlordane	BRL	0.000050		mg/L	251036	1	11/07/2017 22:08	SH
beta-BHC	0.00031	0.000050		mg/L	251036	1	11/07/2017 22:08	SH
delta-BHC	0.0016	0.000050		mg/L	251036	1	11/07/2017 22:08	SH
Dieldrin	BRL	0.00010		mg/L	251036	1	11/07/2017 22:08	SH
gamma-BHC	0.0012	0.000050		mg/L	251036	1	11/07/2017 22:08	SH
gamma-Chlordane	BRL	0.000050		mg/L	251036	1	11/07/2017 22:08	SH
Heptachlor	BRL	0.000050		mg/L	251036	1	11/07/2017 22:08	SH
Methoxychlor	BRL	0.00050		mg/L	251036	1	11/07/2017 22:08	SH
Toxaphene	BRL	0.0030		mg/L	251036	1	11/07/2017 22:08	SH
Surr: Decachlorobiphenyl	50	15.4-120		%REC	251036	1	11/07/2017 22:08	SH
Surr: Tetrachloro-m-xylene	66.6	37-126		%REC	251036	1	11/07/2017 22:08	SH

Qualifiers:

*	Value exceeds maximum contaminant level	E	Estimated (value above quantitation range)
BRL	Below reporting limit	S	Spike Recovery outside limits due to matrix
H	Holding times for preparation or analysis exceeded	Narr	See case narrative
N	Analyte not NELAC certified	NC	Not confirmed
B	Analyte detected in the associated method blank	<	Less than Result value
>	Greater than Result value	J	Estimated value detected below Reporting Limit

Analytical Environmental Services, Inc **Date:** 13-Nov-17

Client:	AMEC Foster Wheeler	**Client Sample ID:**	TW-2
Project Name:	BFEL Atlanta	**Collection Date:**	11/2/2017 9:52:00 AM
Lab ID:	1711279-004	**Matrix:**	Groundwater

Analyses	Result	Reporting Limit	Qual	Units	BatchID	Dilution Factor	Date Analyzed	Analyst
Volatile Organic Compounds by GC/MS SW8260B				**(SW5030B)**				
1,1,1-Trichloroethane	BRL	0.0050		mg/L	251161	1	11/07/2017 22:12	NP
1,1,2,2-Tetrachloroethane	BRL	0.0050		mg/L	251161	1	11/07/2017 22:12	NP
1,1,2-Trichloroethane	BRL	0.0050		mg/L	251161	1	11/07/2017 22:12	NP
1,1-Dichloroethane	BRL	0.0050		mg/L	251161	1	11/07/2017 22:12	NP
1,1-Dichloroethene	BRL	0.0050		mg/L	251161	1	11/07/2017 22:12	NP
1,1-Dichloropropene	BRL	0.0050		mg/L	251161	1	11/07/2017 22:12	NP
1,2,4-Trichlorobenzene	BRL	0.0050		mg/L	251161	1	11/07/2017 22:12	NP
1,2-Dichloroethane	BRL	0.0050		mg/L	251161	1	11/07/2017 22:12	NP
1,2-Dichloropropane	BRL	0.0050		mg/L	251161	1	11/07/2017 22:12	NP
1,4-Dioxane	BRL	0.15		mg/L	251161	1	11/07/2017 22:12	NP
2-Butanone	BRL	0.050		mg/L	251161	1	11/07/2017 22:12	NP
4-Methyl-2-pentanone	BRL	0.010		mg/L	251161	1	11/07/2017 22:12	NP
Acetone	BRL	0.050		mg/L	251161	1	11/07/2017 22:12	NP
Benzene	BRL	0.0050		mg/L	251161	1	11/07/2017 22:12	NP
Carbon disulfide	BRL	0.0050		mg/L	251161	1	11/07/2017 22:12	NP
Carbon tetrachloride	BRL	0.0050		mg/L	251161	1	11/07/2017 22:12	NP
Chlorobenzene	BRL	0.0050		mg/L	251161	1	11/07/2017 22:12	NP
Chloroethane	BRL	0.010		mg/L	251161	1	11/07/2017 22:12	NP
Chloroform	0.013	0.0050		mg/L	251161	1	11/07/2017 22:12	NP
Chloromethane	BRL	0.0050		mg/L	251161	1	11/07/2017 22:12	NP
cis-1,2-Dichloroethene	0.031	0.0050		mg/L	251161	1	11/07/2017 22:12	NP
Cyclohexane	BRL	0.0050		mg/L	251161	1	11/07/2017 22:12	NP
Ethylbenzene	BRL	0.0050		mg/L	251161	1	11/07/2017 22:12	NP
Isobutyl Alcohol	BRL	0.20		mg/L	251161	1	11/07/2017 22:12	NP
Isopropylbenzene	BRL	0.0050		mg/L	251161	1	11/07/2017 22:12	NP
Methylene chloride	BRL	0.0050		mg/L	251161	1	11/07/2017 22:12	NP
Naphthalene	BRL	0.0050		mg/L	251161	1	11/07/2017 22:12	NP
Styrene	BRL	0.0050		mg/L	251161	1	11/07/2017 22:12	NP
Tetrachloroethene	0.0096	0.0050		mg/L	251161	1	11/07/2017 22:12	NP
Tetrahydrofuran	BRL	0.010		mg/L	251161	1	11/07/2017 22:12	NP
Toluene	BRL	0.0050		mg/L	251161	1	11/07/2017 22:12	NP
trans-1,2-Dichloroethene	BRL	0.0050		mg/L	251161	1	11/07/2017 22:12	NP
Trichloroethene	0.033	0.0050		mg/L	251161	1	11/07/2017 22:12	NP
Trichlorofluoromethane	BRL	0.0050		mg/L	251161	1	11/07/2017 22:12	NP
Vinyl chloride	BRL	0.0020		mg/L	251161	1	11/07/2017 22:12	NP
Xylenes, Total	BRL	0.0050		mg/L	251161	1	11/07/2017 22:12	NP
Surr: 4-Bromofluorobenzene	84.3	68-127		%REC	251161	1	11/07/2017 22:12	NP
Surr: Dibromofluoromethane	113	84.4-122		%REC	251161	1	11/07/2017 22:12	NP
Surr: Toluene-d8	96.3	80.1-116		%REC	251161	1	11/07/2017 22:12	NP
Total Metals by ICP/MS SW6020B				**(SW3005A)**				

Qualifiers:

*	Value exceeds maximum contaminant level	E	Estimated (value above quantitation range)
BRL	Below reporting limit	S	Spike Recovery outside limits due to matrix
H	Holding times for preparation or analysis exceeded	Narr	See case narrative
N	Analyte not NELAC certified	NC	Not confirmed
B	Analyte detected in the associated method blank	<	Less than Result value
>	Greater than Result value	J	Estimated value detected below Reporting Limit

Analytical Environmental Services, Inc **Date:** 13-Nov-17

Client:	AMEC Foster Wheeler	**Client Sample ID:**	TW-2
Project Name:	BFEL Atlanta	**Collection Date:**	11/2/2017 9:52:00 AM
Lab ID:	1711279-004	**Matrix:**	Groundwater

Analyses	Result	Reporting Limit	Qual	Units	BatchID	Dilution Factor	Date Analyzed	Analyst
Total Metals by ICP/MS SW6020B				**(SW3005A)**				
Arsenic	BRL	0.00500		mg/L	251013	1	11/07/2017 19:20	TA
Copper	BRL	0.00200		mg/L	251013	1	11/07/2017 19:20	TA
Lead	BRL	0.00100		mg/L	251013	1	11/07/2017 19:20	TA
Zinc	BRL	0.0100		mg/L	251013	1	11/07/2017 19:20	TA
ION SCAN SW9056A								
Nitrate	5.9	0.25		mg/L	R356618	1	11/03/2017 13:49	RG
Sulfate	76	10		mg/L	R356618	10	11/03/2017 22:44	RG
Dissolved Metals by ICP/MS SW6020B				**(SW3005A)**				
Arsenic	BRL	0.00500		mg/L	251092	1	11/07/2017 17:14	TA
Copper	BRL	0.00200		mg/L	251092	1	11/07/2017 17:14	TA
Lead	BRL	0.00100		mg/L	251092	1	11/07/2017 17:14	TA
Zinc	BRL	0.0100		mg/L	251092	1	11/07/2017 17:14	TA
CHLORINATED PESTICIDES, TCL SW8081B				**(SW3510C)**				
4,4´-DDD	BRL	0.00010		mg/L	251036	1	11/07/2017 22:20	SH
4,4´-DDE	BRL	0.00010		mg/L	251036	1	11/07/2017 22:20	SH
4,4´-DDT	BRL	0.00010		mg/L	251036	1	11/07/2017 22:20	SH
alpha-BHC	BRL	0.000050		mg/L	251036	1	11/07/2017 22:20	SH
alpha-Chlordane	BRL	0.000050		mg/L	251036	1	11/07/2017 22:20	SH
beta-BHC	BRL	0.000050		mg/L	251036	1	11/07/2017 22:20	SH
delta-BHC	BRL	0.000050		mg/L	251036	1	11/07/2017 22:20	SH
Dieldrin	BRL	0.00010		mg/L	251036	1	11/07/2017 22:20	SH
gamma-BHC	BRL	0.000050		mg/L	251036	1	11/07/2017 22:20	SH
gamma-Chlordane	BRL	0.000050		mg/L	251036	1	11/07/2017 22:20	SH
Heptachlor	BRL	0.000050		mg/L	251036	1	11/07/2017 22:20	SH
Methoxychlor	BRL	0.00050		mg/L	251036	1	11/07/2017 22:20	SH
Toxaphene	BRL	0.0030		mg/L	251036	1	11/07/2017 22:20	SH
Surr: Decachlorobiphenyl	69.9	15.4-120		%REC	251036	1	11/07/2017 22:20	SH
Surr: Tetrachloro-m-xylene	64.5	37-126		%REC	251036	1	11/07/2017 22:20	SH

Qualifiers:

- * Value exceeds maximum contaminant level
- BRL Below reporting limit
- H Holding times for preparation or analysis exceeded
- N Analyte not NELAC certified
- B Analyte detected in the associated method blank
- > Greater than Result value
- E Estimated (value above quantitation range)
- S Spike Recovery outside limits due to matrix
- Narr See case narrative
- NC Not confirmed
- < Less than Result value
- J Estimated value detected below Reporting Limit

Analytical Environmental Services, Inc **Date:** 13-Nov-17

Client:	AMEC Foster Wheeler	**Client Sample ID:**	TW-3
Project Name:	BFEL Atlanta	**Collection Date:**	11/2/2017 2:02:00 PM
Lab ID:	1711279-005	**Matrix:**	Groundwater

Analyses	Result	Reporting Limit	Qual	Units	BatchID	Dilution Factor	Date Analyzed	Analyst
Volatile Organic Compounds by GC/MS SW8260B				**(SW5030B)**				
1,1,1-Trichloroethane	BRL	0.0050		mg/L	251161	1	11/07/2017 22:36	NP
1,1,2,2-Tetrachloroethane	BRL	0.0050		mg/L	251161	1	11/07/2017 22:36	NP
1,1,2-Trichloroethane	BRL	0.0050		mg/L	251161	1	11/07/2017 22:36	NP
1,1-Dichloroethane	BRL	0.0050		mg/L	251161	1	11/07/2017 22:36	NP
1,1-Dichloroethene	BRL	0.0050		mg/L	251161	1	11/07/2017 22:36	NP
1,1-Dichloropropene	BRL	0.0050		mg/L	251161	1	11/07/2017 22:36	NP
1,2,4-Trichlorobenzene	BRL	0.0050		mg/L	251161	1	11/07/2017 22:36	NP
1,2-Dichloroethane	BRL	0.0050		mg/L	251161	1	11/07/2017 22:36	NP
1,2-Dichloropropane	BRL	0.0050		mg/L	251161	1	11/07/2017 22:36	NP
1,4-Dioxane	BRL	0.15		mg/L	251161	1	11/07/2017 22:36	NP
2-Butanone	BRL	0.050		mg/L	251161	1	11/07/2017 22:36	NP
4-Methyl-2-pentanone	BRL	0.010		mg/L	251161	1	11/07/2017 22:36	NP
Acetone	BRL	0.050		mg/L	251161	1	11/07/2017 22:36	NP
Benzene	0.013	0.0050		mg/L	251161	1	11/07/2017 22:36	NP
Carbon disulfide	BRL	0.0050		mg/L	251161	1	11/07/2017 22:36	NP
Carbon tetrachloride	BRL	0.0050		mg/L	251161	1	11/07/2017 22:36	NP
Chlorobenzene	0.020	0.0050		mg/L	251161	1	11/07/2017 22:36	NP
Chloroethane	BRL	0.010		mg/L	251161	1	11/07/2017 22:36	NP
Chloroform	BRL	0.0050		mg/L	251161	1	11/07/2017 22:36	NP
Chloromethane	BRL	0.0050		mg/L	251161	1	11/07/2017 22:36	NP
cis-1,2-Dichloroethene	0.12	0.0050		mg/L	251161	1	11/07/2017 22:36	NP
Cyclohexane	BRL	0.0050		mg/L	251161	1	11/07/2017 22:36	NP
Ethylbenzene	BRL	0.0050		mg/L	251161	1	11/07/2017 22:36	NP
Isobutyl Alcohol	BRL	0.20		mg/L	251161	1	11/07/2017 22:36	NP
Isopropylbenzene	BRL	0.0050		mg/L	251161	1	11/07/2017 22:36	NP
Methylene chloride	BRL	0.0050		mg/L	251161	1	11/07/2017 22:36	NP
Naphthalene	BRL	0.0050		mg/L	251161	1	11/07/2017 22:36	NP
Styrene	BRL	0.0050		mg/L	251161	1	11/07/2017 22:36	NP
Tetrachloroethene	BRL	0.0050		mg/L	251161	1	11/07/2017 22:36	NP
Tetrahydrofuran	BRL	0.010		mg/L	251161	1	11/07/2017 22:36	NP
Toluene	BRL	0.0050		mg/L	251161	1	11/07/2017 22:36	NP
trans-1,2-Dichloroethene	BRL	0.0050		mg/L	251161	1	11/07/2017 22:36	NP
Trichloroethene	BRL	0.0050		mg/L	251161	1	11/07/2017 22:36	NP
Trichlorofluoromethane	BRL	0.0050		mg/L	251161	1	11/07/2017 22:36	NP
Vinyl chloride	0.0020	0.0020		mg/L	251161	1	11/07/2017 22:36	NP
Xylenes, Total	BRL	0.0050		mg/L	251161	1	11/07/2017 22:36	NP
Surr: 4-Bromofluorobenzene	84.2	68-127		%REC	251161	1	11/07/2017 22:36	NP
Surr: Dibromofluoromethane	100	84.4-122		%REC	251161	1	11/07/2017 22:36	NP
Surr: Toluene-d8	90.7	80.1-116		%REC	251161	1	11/07/2017 22:36	NP
Total Metals by ICP/MS SW6020B				**(SW3005A)**				

Qualifiers:

*	Value exceeds maximum contaminant level	E	Estimated (value above quantitation range)
BRL	Below reporting limit	S	Spike Recovery outside limits due to matrix
H	Holding times for preparation or analysis exceeded	Narr	See case narrative
N	Analyte not NELAC certified	NC	Not confirmed
B	Analyte detected in the associated method blank	<	Less than Result value
>	Greater than Result value	J	Estimated value detected below Reporting Limit

Analytical Environmental Services, Inc **Date:** 13-Nov-17

Client:	AMEC Foster Wheeler	**Client Sample ID:**	TW-3
Project Name:	BFEL Atlanta	**Collection Date:**	11/2/2017 2:02:00 PM
Lab ID:	1711279-005	**Matrix:**	Groundwater

Analyses	Result	Reporting Limit	Qual	Units	BatchID	Dilution Factor	Date Analyzed	Analyst
Total Metals by ICP/MS SW6020B				**(SW3005A)**				
Arsenic	BRL	0.00500		mg/L	251013	1	11/07/2017 19:22	TA
Copper	0.525	0.00200		mg/L	251013	1	11/07/2017 19:22	TA
Lead	0.00217	0.00100		mg/L	251013	1	11/07/2017 19:22	TA
Zinc	1.39	0.0100		mg/L	251013	1	11/07/2017 19:22	TA
ION SCAN SW9056A								
Nitrate	1.9	0.25		mg/L	R356618	1	11/03/2017 14:04	RG
Sulfate	530	20		mg/L	R356618	20	11/03/2017 22:59	RG
Dissolved Metals by ICP/MS SW6020B				**(SW3005A)**				
Arsenic	BRL	0.00500		mg/L	251092	1	11/07/2017 17:16	TA
Copper	0.506	0.00200		mg/L	251092	1	11/07/2017 17:16	TA
Lead	0.00203	0.00100		mg/L	251092	1	11/07/2017 17:16	TA
Zinc	1.34	0.0100		mg/L	251092	1	11/07/2017 17:16	TA
CHLORINATED PESTICIDES, TCL SW8081B				**(SW3510C)**				
4,4´-DDD	BRL	0.00010		mg/L	251036	1	11/07/2017 22:31	SH
4,4´-DDE	BRL	0.00010		mg/L	251036	1	11/07/2017 22:31	SH
4,4´-DDT	BRL	0.00010		mg/L	251036	1	11/07/2017 22:31	SH
alpha-BHC	0.0015	0.000050		mg/L	251036	1	11/07/2017 22:31	SH
alpha-Chlordane	BRL	0.000050		mg/L	251036	1	11/07/2017 22:31	SH
beta-BHC	0.0012	0.000050		mg/L	251036	1	11/07/2017 22:31	SH
delta-BHC	0.00038	0.000050		mg/L	251036	1	11/07/2017 22:31	SH
Dieldrin	BRL	0.00010		mg/L	251036	1	11/07/2017 22:31	SH
gamma-BHC	0.00063	0.000050		mg/L	251036	1	11/07/2017 22:31	SH
gamma-Chlordane	BRL	0.000050		mg/L	251036	1	11/07/2017 22:31	SH
Heptachlor	BRL	0.000050		mg/L	251036	1	11/07/2017 22:31	SH
Methoxychlor	BRL	0.00050		mg/L	251036	1	11/07/2017 22:31	SH
Toxaphene	BRL	0.0030		mg/L	251036	1	11/07/2017 22:31	SH
Surr: Decachlorobiphenyl	64.7	15.4-120		%REC	251036	1	11/07/2017 22:31	SH
Surr: Tetrachloro-m-xylene	58.1	37-126		%REC	251036	1	11/07/2017 22:31	SH

Qualifiers:

*	Value exceeds maximum contaminant level	E	Estimated (value above quantitation range)
BRL	Below reporting limit	S	Spike Recovery outside limits due to matrix
H	Holding times for preparation or analysis exceeded	Narr	See case narrative
N	Analyte not NELAC certified	NC	Not confirmed
B	Analyte detected in the associated method blank	<	Less than Result value
>	Greater than Result value	J	Estimated value detected below Reporting Limit

Analytical Environmental Services, Inc **Date:** 13-Nov-17

Client:	AMEC Foster Wheeler	**Client Sample ID:**	MW-116
Project Name:	BFEL Atlanta	**Collection Date:**	11/2/2017 9:15:00 AM
Lab ID:	1711279-006	**Matrix:**	Groundwater

Analyses	Result	Reporting Limit	Qual	Units	BatchID	Dilution Factor	Date Analyzed	Analyst
Volatile Organic Compounds by GC/MS SW8260B				**(SW5030B)**				
1,1,1-Trichloroethane	BRL	0.0050		mg/L	251161	1	11/07/2017 23:01	NP
1,1,2,2-Tetrachloroethane	BRL	0.0050		mg/L	251161	1	11/07/2017 23:01	NP
1,1,2-Trichloroethane	BRL	0.0050		mg/L	251161	1	11/07/2017 23:01	NP
1,1-Dichloroethane	BRL	0.0050		mg/L	251161	1	11/07/2017 23:01	NP
1,1-Dichloroethene	BRL	0.0050		mg/L	251161	1	11/07/2017 23:01	NP
1,1-Dichloropropene	BRL	0.0050		mg/L	251161	1	11/07/2017 23:01	NP
1,2,4-Trichlorobenzene	BRL	0.0050		mg/L	251161	1	11/07/2017 23:01	NP
1,2-Dichloroethane	BRL	0.0050		mg/L	251161	1	11/07/2017 23:01	NP
1,2-Dichloropropane	BRL	0.0050		mg/L	251161	1	11/07/2017 23:01	NP
1,4-Dioxane	BRL	0.15		mg/L	251161	1	11/07/2017 23:01	NP
2-Butanone	BRL	0.050		mg/L	251161	1	11/07/2017 23:01	NP
4-Methyl-2-pentanone	BRL	0.010		mg/L	251161	1	11/07/2017 23:01	NP
Acetone	BRL	0.050		mg/L	251161	1	11/07/2017 23:01	NP
Benzene	BRL	0.0050		mg/L	251161	1	11/07/2017 23:01	NP
Carbon disulfide	BRL	0.0050		mg/L	251161	1	11/07/2017 23:01	NP
Carbon tetrachloride	BRL	0.0050		mg/L	251161	1	11/07/2017 23:01	NP
Chlorobenzene	BRL	0.0050		mg/L	251161	1	11/07/2017 23:01	NP
Chloroethane	BRL	0.010		mg/L	251161	1	11/07/2017 23:01	NP
Chloroform	BRL	0.0050		mg/L	251161	1	11/07/2017 23:01	NP
Chloromethane	BRL	0.0050		mg/L	251161	1	11/07/2017 23:01	NP
cis-1,2-Dichloroethene	BRL	0.0050		mg/L	251161	1	11/07/2017 23:01	NP
Cyclohexane	BRL	0.0050		mg/L	251161	1	11/07/2017 23:01	NP
Ethylbenzene	BRL	0.0050		mg/L	251161	1	11/07/2017 23:01	NP
Isobutyl Alcohol	BRL	0.20		mg/L	251161	1	11/07/2017 23:01	NP
Isopropylbenzene	BRL	0.0050		mg/L	251161	1	11/07/2017 23:01	NP
Methylene chloride	BRL	0.0050		mg/L	251161	1	11/07/2017 23:01	NP
Naphthalene	BRL	0.0050		mg/L	251161	1	11/07/2017 23:01	NP
Styrene	BRL	0.0050		mg/L	251161	1	11/07/2017 23:01	NP
Tetrachloroethene	BRL	0.0050		mg/L	251161	1	11/07/2017 23:01	NP
Tetrahydrofuran	BRL	0.010		mg/L	251161	1	11/07/2017 23:01	NP
Toluene	BRL	0.0050		mg/L	251161	1	11/07/2017 23:01	NP
trans-1,2-Dichloroethene	BRL	0.0050		mg/L	251161	1	11/07/2017 23:01	NP
Trichloroethene	BRL	0.0050		mg/L	251161	1	11/07/2017 23:01	NP
Trichlorofluoromethane	BRL	0.0050		mg/L	251161	1	11/07/2017 23:01	NP
Vinyl chloride	BRL	0.0020		mg/L	251161	1	11/07/2017 23:01	NP
Xylenes, Total	BRL	0.0050		mg/L	251161	1	11/07/2017 23:01	NP
Surr: 4-Bromofluorobenzene	83.5	68-127		%REC	251161	1	11/07/2017 23:01	NP
Surr: Dibromofluoromethane	110	84.4-122		%REC	251161	1	11/07/2017 23:01	NP
Surr: Toluene-d8	96.5	80.1-116		%REC	251161	1	11/07/2017 23:01	NP
Total Metals by ICP/MS SW6020B				**(SW3005A)**				

Qualifiers:

*	Value exceeds maximum contaminant level	E	Estimated (value above quantitation range)
BRL	Below reporting limit	S	Spike Recovery outside limits due to matrix
H	Holding times for preparation or analysis exceeded	Narr	See case narrative
N	Analyte not NELAC certified	NC	Not confirmed
B	Analyte detected in the associated method blank	<	Less than Result value
>	Greater than Result value	J	Estimated value detected below Reporting Limit

Analytical Environmental Services, Inc **Date:** 13-Nov-17

Client:	AMEC Foster Wheeler	**Client Sample ID:**	MW-116
Project Name:	BFEL Atlanta	**Collection Date:**	11/2/2017 9:15:00 AM
Lab ID:	1711279-006	**Matrix:**	Groundwater

Analyses	Result	Reporting Limit	Qual	Units	BatchID	Dilution Factor	Date Analyzed	Analyst
Total Metals by ICP/MS SW6020B				**(SW3005A)**				
Arsenic	BRL	0.00500		mg/L	251013	1	11/07/2017 19:24	TA
Copper	1.43	0.00200		mg/L	251013	1	11/07/2017 19:24	TA
Lead	BRL	0.00100		mg/L	251013	1	11/07/2017 19:24	TA
Zinc	4.25	0.0100		mg/L	251013	1	11/07/2017 19:24	TA
ION SCAN SW9056A								
Nitrate	34	5.0		mg/L	R356618	20	11/03/2017 23:14	RG
Sulfate	430	20		mg/L	R356618	20	11/03/2017 23:14	RG
Dissolved Metals by ICP/MS SW6020B				**(SW3005A)**				
Arsenic	BRL	0.00500		mg/L	251092	1	11/07/2017 17:17	TA
Copper	1.50	0.00200		mg/L	251092	1	11/07/2017 17:17	TA
Lead	BRL	0.00100		mg/L	251092	1	11/07/2017 17:17	TA
Zinc	4.51	0.0100		mg/L	251092	1	11/07/2017 17:17	TA
CHLORINATED PESTICIDES, TCL SW8081B				**(SW3510C)**				
4,4´-DDD	BRL	0.00010		mg/L	251036	1	11/07/2017 22:42	SH
4,4´-DDE	BRL	0.00010		mg/L	251036	1	11/07/2017 22:42	SH
4,4´-DDT	BRL	0.00010		mg/L	251036	1	11/07/2017 22:42	SH
alpha-BHC	BRL	0.000050		mg/L	251036	1	11/07/2017 22:42	SH
alpha-Chlordane	BRL	0.000050		mg/L	251036	1	11/07/2017 22:42	SH
beta-BHC	0.00021	0.000050		mg/L	251036	1	11/07/2017 22:42	SH
delta-BHC	BRL	0.000050		mg/L	251036	1	11/07/2017 22:42	SH
Dieldrin	BRL	0.00010		mg/L	251036	1	11/07/2017 22:42	SH
gamma-BHC	BRL	0.000050		mg/L	251036	1	11/07/2017 22:42	SH
gamma-Chlordane	BRL	0.000050		mg/L	251036	1	11/07/2017 22:42	SH
Heptachlor	BRL	0.000050		mg/L	251036	1	11/07/2017 22:42	SH
Methoxychlor	BRL	0.00050		mg/L	251036	1	11/07/2017 22:42	SH
Toxaphene	BRL	0.0030		mg/L	251036	1	11/07/2017 22:42	SH
Surr: Decachlorobiphenyl	46.2	15.4-120		%REC	251036	1	11/07/2017 22:42	SH
Surr: Tetrachloro-m-xylene	57.4	37-126		%REC	251036	1	11/07/2017 22:42	SH

Qualifiers:

*	Value exceeds maximum contaminant level	E	Estimated (value above quantitation range)
BRL	Below reporting limit	S	Spike Recovery outside limits due to matrix
H	Holding times for preparation or analysis exceeded	Narr	See case narrative
N	Analyte not NELAC certified	NC	Not confirmed
B	Analyte detected in the associated method blank	<	Less than Result value
>	Greater than Result value	J	Estimated value detected below Reporting Limit

Analytical Environmental Services, Inc **Date:** 13-Nov-17

Client:	AMEC Foster Wheeler	**Client Sample ID:**	MW-104A
Project Name:	BFEL Atlanta	**Collection Date:**	11/2/2017 3:30:00 PM
Lab ID:	1711279-007	**Matrix:**	Groundwater

Analyses	Result	Reporting Limit	Qual	Units	BatchID	Dilution Factor	Date Analyzed	Analyst
Volatile Organic Compounds by GC/MS SW8260B				**(SW5030B)**				
1,1,1-Trichloroethane	BRL	0.0050		mg/L	251161	1	11/07/2017 23:25	NP
1,1,2,2-Tetrachloroethane	BRL	0.0050		mg/L	251161	1	11/07/2017 23:25	NP
1,1,2-Trichloroethane	BRL	0.0050		mg/L	251161	1	11/07/2017 23:25	NP
1,1-Dichloroethane	BRL	0.0050		mg/L	251161	1	11/07/2017 23:25	NP
1,1-Dichloroethene	BRL	0.0050		mg/L	251161	1	11/07/2017 23:25	NP
1,1-Dichloropropene	BRL	0.0050		mg/L	251161	1	11/07/2017 23:25	NP
1,2,4-Trichlorobenzene	BRL	0.0050		mg/L	251161	1	11/07/2017 23:25	NP
1,2-Dichloroethane	BRL	0.0050		mg/L	251161	1	11/07/2017 23:25	NP
1,2-Dichloropropane	BRL	0.0050		mg/L	251161	1	11/07/2017 23:25	NP
1,4-Dioxane	BRL	0.15		mg/L	251161	1	11/07/2017 23:25	NP
2-Butanone	BRL	0.050		mg/L	251161	1	11/07/2017 23:25	NP
4-Methyl-2-pentanone	BRL	0.010		mg/L	251161	1	11/07/2017 23:25	NP
Acetone	BRL	0.050		mg/L	251161	1	11/07/2017 23:25	NP
Benzene	BRL	0.0050		mg/L	251161	1	11/07/2017 23:25	NP
Carbon disulfide	BRL	0.0050		mg/L	251161	1	11/07/2017 23:25	NP
Carbon tetrachloride	BRL	0.0050		mg/L	251161	1	11/07/2017 23:25	NP
Chlorobenzene	BRL	0.0050		mg/L	251161	1	11/07/2017 23:25	NP
Chloroethane	BRL	0.010		mg/L	251161	1	11/07/2017 23:25	NP
Chloroform	BRL	0.0050		mg/L	251161	1	11/07/2017 23:25	NP
Chloromethane	BRL	0.0050		mg/L	251161	1	11/07/2017 23:25	NP
cis-1,2-Dichloroethene	BRL	0.0050		mg/L	251161	1	11/07/2017 23:25	NP
Cyclohexane	BRL	0.0050		mg/L	251161	1	11/07/2017 23:25	NP
Ethylbenzene	BRL	0.0050		mg/L	251161	1	11/07/2017 23:25	NP
Isobutyl Alcohol	BRL	0.20		mg/L	251161	1	11/07/2017 23:25	NP
Isopropylbenzene	BRL	0.0050		mg/L	251161	1	11/07/2017 23:25	NP
Methylene chloride	BRL	0.0050		mg/L	251161	1	11/07/2017 23:25	NP
Naphthalene	BRL	0.0050		mg/L	251161	1	11/07/2017 23:25	NP
Styrene	BRL	0.0050		mg/L	251161	1	11/07/2017 23:25	NP
Tetrachloroethene	BRL	0.0050		mg/L	251161	1	11/07/2017 23:25	NP
Tetrahydrofuran	BRL	0.010		mg/L	251161	1	11/07/2017 23:25	NP
Toluene	0.0069	0.0050		mg/L	251161	1	11/07/2017 23:25	NP
trans-1,2-Dichloroethene	BRL	0.0050		mg/L	251161	1	11/07/2017 23:25	NP
Trichloroethene	BRL	0.0050		mg/L	251161	1	11/07/2017 23:25	NP
Trichlorofluoromethane	BRL	0.0050		mg/L	251161	1	11/07/2017 23:25	NP
Vinyl chloride	BRL	0.0020		mg/L	251161	1	11/07/2017 23:25	NP
Xylenes, Total	BRL	0.0050		mg/L	251161	1	11/07/2017 23:25	NP
Surr: 4-Bromofluorobenzene	82.3	68-127		%REC	251161	1	11/07/2017 23:25	NP
Surr: Dibromofluoromethane	105	84.4-122		%REC	251161	1	11/07/2017 23:25	NP
Surr: Toluene-d8	96.2	80.1-116		%REC	251161	1	11/07/2017 23:25	NP
Total Metals by ICP/MS SW6020B				**(SW3005A)**				

Qualifiers:

*	Value exceeds maximum contaminant level	E	Estimated (value above quantitation range)
BRL	Below reporting limit	S	Spike Recovery outside limits due to matrix
H	Holding times for preparation or analysis exceeded	Narr	See case narrative
N	Analyte not NELAC certified	NC	Not confirmed
B	Analyte detected in the associated method blank	<	Less than Result value
>	Greater than Result value	J	Estimated value detected below Reporting Limit

Analytical Environmental Services, Inc **Date:** 13-Nov-17

Client:	AMEC Foster Wheeler	**Client Sample ID:**	MW-104A
Project Name:	BFEL Atlanta	**Collection Date:**	11/2/2017 3:30:00 PM
Lab ID:	1711279-007	**Matrix:**	Groundwater

Analyses	Result	Reporting Limit	Qual	Units	BatchID	Dilution Factor	Date Analyzed	Analyst
Total Metals by ICP/MS SW6020B				**(SW3005A)**				
Arsenic	BRL	0.00500		mg/L	251013	1	11/07/2017 19:31	TA
Copper	BRL	0.00200		mg/L	251013	1	11/07/2017 19:31	TA
Lead	BRL	0.00100		mg/L	251013	1	11/07/2017 19:31	TA
Zinc	BRL	0.0100		mg/L	251013	1	11/07/2017 19:31	TA
ION SCAN SW9056A								
Nitrate	BRL	0.25		mg/L	R356618	1	11/03/2017 14:34	RG
Sulfate	85	20		mg/L	R356618	20	11/03/2017 23:29	RG
Dissolved Metals by ICP/MS SW6020B				**(SW3005A)**				
Arsenic	BRL	0.00500		mg/L	251146	1	11/10/2017 02:24	TA
Copper	BRL	0.00200		mg/L	251146	1	11/10/2017 02:24	TA
Lead	BRL	0.00100		mg/L	251146	1	11/10/2017 02:24	TA
Zinc	BRL	0.0100		mg/L	251146	1	11/10/2017 02:24	TA
CHLORINATED PESTICIDES, TCL SW8081B				**(SW3510C)**				
4,4´-DDD	BRL	0.00010		mg/L	251036	1	11/07/2017 22:53	SH
4,4´-DDE	BRL	0.00010		mg/L	251036	1	11/07/2017 22:53	SH
4,4´-DDT	BRL	0.00010		mg/L	251036	1	11/07/2017 22:53	SH
alpha-BHC	BRL	0.000050		mg/L	251036	1	11/07/2017 22:53	SH
alpha-Chlordane	BRL	0.000050		mg/L	251036	1	11/07/2017 22:53	SH
beta-BHC	BRL	0.000050		mg/L	251036	1	11/07/2017 22:53	SH
delta-BHC	BRL	0.000050		mg/L	251036	1	11/07/2017 22:53	SH
Dieldrin	BRL	0.00010		mg/L	251036	1	11/07/2017 22:53	SH
gamma-BHC	BRL	0.000050		mg/L	251036	1	11/07/2017 22:53	SH
gamma-Chlordane	BRL	0.000050		mg/L	251036	1	11/07/2017 22:53	SH
Heptachlor	BRL	0.000050		mg/L	251036	1	11/07/2017 22:53	SH
Methoxychlor	BRL	0.00050		mg/L	251036	1	11/07/2017 22:53	SH
Toxaphene	BRL	0.0030		mg/L	251036	1	11/07/2017 22:53	SH
Surr: Decachlorobiphenyl	37.3	15.4-120		%REC	251036	1	11/07/2017 22:53	SH
Surr: Tetrachloro-m-xylene	62.7	37-126		%REC	251036	1	11/07/2017 22:53	SH

Qualifiers:

- * Value exceeds maximum contaminant level
- BRL Below reporting limit
- H Holding times for preparation or analysis exceeded
- N Analyte not NELAC certified
- B Analyte detected in the associated method blank
- > Greater than Result value
- E Estimated (value above quantitation range)
- S Spike Recovery outside limits due to matrix
- Narr See case narrative
- NC Not confirmed
- < Less than Result value
- J Estimated value detected below Reporting Limit

Analytical Environmental Services, Inc **Date:** 13-Nov-17

Client:	AMEC Foster Wheeler	**Client Sample ID:**	MW-104D
Project Name:	BFEL Atlanta	**Collection Date:**	11/2/2017 4:15:00 PM
Lab ID:	1711279-008	**Matrix:**	Groundwater

Analyses	Result	Reporting Limit	Qual	Units	BatchID	Dilution Factor	Date Analyzed	Analyst
Volatile Organic Compounds by GC/MS SW8260B				**(SW5030B)**				
1,1,1-Trichloroethane	BRL	5.0		mg/L	251161	1000	11/07/2017 18:11	NP
1,1,2,2-Tetrachloroethane	BRL	5.0		mg/L	251161	1000	11/07/2017 18:11	NP
1,1,2-Trichloroethane	BRL	5.0		mg/L	251161	1000	11/07/2017 18:11	NP
1,1-Dichloroethane	BRL	5.0		mg/L	251161	1000	11/07/2017 18:11	NP
1,1-Dichloroethene	BRL	5.0		mg/L	251161	1000	11/07/2017 18:11	NP
1,1-Dichloropropene	BRL	5.0		mg/L	251161	1000	11/07/2017 18:11	NP
1,2,4-Trichlorobenzene	BRL	5.0		mg/L	251161	1000	11/07/2017 18:11	NP
1,2-Dichloroethane	BRL	5.0		mg/L	251161	1000	11/07/2017 18:11	NP
1,2-Dichloropropane	BRL	5.0		mg/L	251161	1000	11/07/2017 18:11	NP
1,4-Dioxane	BRL	150		mg/L	251161	1000	11/07/2017 18:11	NP
2-Butanone	200	50		mg/L	251161	1000	11/07/2017 18:11	NP
4-Methyl-2-pentanone	89	10		mg/L	251161	1000	11/07/2017 18:11	NP
Acetone	180	50		mg/L	251161	1000	11/07/2017 18:11	NP
Benzene	BRL	5.0		mg/L	251161	1000	11/07/2017 18:11	NP
Carbon disulfide	BRL	5.0		mg/L	251161	1000	11/07/2017 18:11	NP
Carbon tetrachloride	BRL	5.0		mg/L	251161	1000	11/07/2017 18:11	NP
Chlorobenzene	BRL	5.0		mg/L	251161	1000	11/07/2017 18:11	NP
Chloroethane	BRL	10		mg/L	251161	1000	11/07/2017 18:11	NP
Chloroform	BRL	5.0		mg/L	251161	1000	11/07/2017 18:11	NP
Chloromethane	BRL	5.0		mg/L	251161	1000	11/07/2017 18:11	NP
cis-1,2-Dichloroethene	BRL	5.0		mg/L	251161	1000	11/07/2017 18:11	NP
Cyclohexane	BRL	5.0		mg/L	251161	1000	11/07/2017 18:11	NP
Ethylbenzene	BRL	5.0		mg/L	251161	1000	11/07/2017 18:11	NP
Isobutyl Alcohol	BRL	200		mg/L	251161	1000	11/07/2017 18:11	NP
Isopropylbenzene	BRL	5.0		mg/L	251161	1000	11/07/2017 18:11	NP
Methylene chloride	BRL	5.0		mg/L	251161	1000	11/07/2017 18:11	NP
Naphthalene	BRL	5.0		mg/L	251161	1000	11/07/2017 18:11	NP
Styrene	BRL	5.0		mg/L	251161	1000	11/07/2017 18:11	NP
Tetrachloroethene	BRL	5.0		mg/L	251161	1000	11/07/2017 18:11	NP
Tetrahydrofuran	53	10		mg/L	251161	1000	11/07/2017 18:11	NP
Toluene	54	5.0		mg/L	251161	1000	11/07/2017 18:11	NP
trans-1,2-Dichloroethene	BRL	5.0		mg/L	251161	1000	11/07/2017 18:11	NP
Trichloroethene	BRL	5.0		mg/L	251161	1000	11/07/2017 18:11	NP
Trichlorofluoromethane	BRL	5.0		mg/L	251161	1000	11/07/2017 18:11	NP
Vinyl chloride	BRL	2.0		mg/L	251161	1000	11/07/2017 18:11	NP
Xylenes, Total	13	5.0		mg/L	251161	1000	11/07/2017 18:11	NP
Surr: 4-Bromofluorobenzene	86.6	68-127		%REC	251161	1000	11/07/2017 18:11	NP
Surr: Dibromofluoromethane	108	84.4-122		%REC	251161	1000	11/07/2017 18:11	NP
Surr: Toluene-d8	107	80.1-116		%REC	251161	1000	11/07/2017 18:11	NP
Total Metals by ICP/MS SW6020B				**(SW3005A)**				

Qualifiers:

*	Value exceeds maximum contaminant level	E	Estimated (value above quantitation range)
BRL	Below reporting limit	S	Spike Recovery outside limits due to matrix
H	Holding times for preparation or analysis exceeded	Narr	See case narrative
N	Analyte not NELAC certified	NC	Not confirmed
B	Analyte detected in the associated method blank	<	Less than Result value
>	Greater than Result value	J	Estimated value detected below Reporting Limit

Analytical Environmental Services, Inc **Date:** 13-Nov-17

Client:	AMEC Foster Wheeler	**Client Sample ID:**	MW-104D
Project Name:	BFEL Atlanta	**Collection Date:**	11/2/2017 4:15:00 PM
Lab ID:	1711279-008	**Matrix:**	Groundwater

Analyses	Result	Reporting Limit	Qual	Units	BatchID	Dilution Factor	Date Analyzed	Analyst
Total Metals by ICP/MS SW6020B				**(SW3005A)**				
Arsenic	BRL	0.00500		mg/L	251013	1	11/07/2017 19:33	TA
Copper	0.00386	0.00200		mg/L	251013	1	11/07/2017 19:33	TA
Lead	BRL	0.00100		mg/L	251013	1	11/07/2017 19:33	TA
Zinc	BRL	0.0100		mg/L	251013	1	11/07/2017 19:33	TA
ION SCAN SW9056A								
Nitrate	BRL	0.25		mg/L	R356618	1	11/03/2017 14:49	RG
Sulfate	BRL	1.0		mg/L	R356618	1	11/03/2017 14:49	RG
Dissolved Metals by ICP/MS SW6020B				**(SW3005A)**				
Arsenic	BRL	0.00500		mg/L	251146	1	11/10/2017 02:26	TA
Copper	BRL	0.00200		mg/L	251146	1	11/10/2017 02:26	TA
Lead	BRL	0.00100		mg/L	251146	1	11/10/2017 02:26	TA
Zinc	BRL	0.0100		mg/L	251146	1	11/10/2017 02:26	TA
CHLORINATED PESTICIDES, TCL SW8081B				**(SW3510C)**				
4,4´-DDD	BRL	0.00010		mg/L	251036	1	11/07/2017 23:05	SH
4,4´-DDE	BRL	0.00010		mg/L	251036	1	11/07/2017 23:05	SH
4,4´-DDT	BRL	0.00010		mg/L	251036	1	11/07/2017 23:05	SH
alpha-BHC	BRL	0.000050		mg/L	251036	1	11/07/2017 23:05	SH
alpha-Chlordane	BRL	0.000050		mg/L	251036	1	11/07/2017 23:05	SH
beta-BHC	BRL	0.000050		mg/L	251036	1	11/07/2017 23:05	SH
delta-BHC	BRL	0.000050		mg/L	251036	1	11/07/2017 23:05	SH
Dieldrin	BRL	0.00010		mg/L	251036	1	11/07/2017 23:05	SH
gamma-BHC	BRL	0.000050		mg/L	251036	1	11/07/2017 23:05	SH
gamma-Chlordane	BRL	0.000050		mg/L	251036	1	11/07/2017 23:05	SH
Heptachlor	BRL	0.000050		mg/L	251036	1	11/07/2017 23:05	SH
Methoxychlor	BRL	0.00050		mg/L	251036	1	11/07/2017 23:05	SH
Toxaphene	BRL	0.0030		mg/L	251036	1	11/07/2017 23:05	SH
Surr: Decachlorobiphenyl	33	15.4-120		%REC	251036	1	11/07/2017 23:05	SH
Surr: Tetrachloro-m-xylene	65.9	37-126		%REC	251036	1	11/07/2017 23:05	SH

Qualifiers:

- * Value exceeds maximum contaminant level
- BRL Below reporting limit
- H Holding times for preparation or analysis exceeded
- N Analyte not NELAC certified
- B Analyte detected in the associated method blank
- > Greater than Result value
- E Estimated (value above quantitation range)
- S Spike Recovery outside limits due to matrix
- Narr See case narrative
- NC Not confirmed
- < Less than Result value
- J Estimated value detected below Reporting Limit

Analytical Environmental Services, Inc **Date:** 13-Nov-17

Client:	AMEC Foster Wheeler	**Client Sample ID:**	DUP-1
Project Name:	BFEL Atlanta	**Collection Date:**	11/2/2017 12:00:00 PM
Lab ID:	1711279-009	**Matrix:**	Groundwater

Analyses	Result	Reporting Limit	Qual	Units	BatchID	Dilution Factor	Date Analyzed	Analyst
Volatile Organic Compounds by GC/MS SW8260B				**(SW5030B)**				
1,1,1-Trichloroethane	BRL	5.0		mg/L	251161	1000	11/07/2017 18:35	NP
1,1,2,2-Tetrachloroethane	BRL	5.0		mg/L	251161	1000	11/07/2017 18:35	NP
1,1,2-Trichloroethane	BRL	5.0		mg/L	251161	1000	11/07/2017 18:35	NP
1,1-Dichloroethane	BRL	5.0		mg/L	251161	1000	11/07/2017 18:35	NP
1,1-Dichloroethene	BRL	5.0		mg/L	251161	1000	11/07/2017 18:35	NP
1,1-Dichloropropene	BRL	5.0		mg/L	251161	1000	11/07/2017 18:35	NP
1,2,4-Trichlorobenzene	BRL	5.0		mg/L	251161	1000	11/07/2017 18:35	NP
1,2-Dichloroethane	BRL	5.0		mg/L	251161	1000	11/07/2017 18:35	NP
1,2-Dichloropropane	BRL	5.0		mg/L	251161	1000	11/07/2017 18:35	NP
1,4-Dioxane	BRL	150		mg/L	251161	1000	11/07/2017 18:35	NP
2-Butanone	200	50		mg/L	251161	1000	11/07/2017 18:35	NP
4-Methyl-2-pentanone	82	10		mg/L	251161	1000	11/07/2017 18:35	NP
Acetone	170	50		mg/L	251161	1000	11/07/2017 18:35	NP
Benzene	BRL	5.0		mg/L	251161	1000	11/07/2017 18:35	NP
Carbon disulfide	BRL	5.0		mg/L	251161	1000	11/07/2017 18:35	NP
Carbon tetrachloride	BRL	5.0		mg/L	251161	1000	11/07/2017 18:35	NP
Chlorobenzene	BRL	5.0		mg/L	251161	1000	11/07/2017 18:35	NP
Chloroethane	BRL	10		mg/L	251161	1000	11/07/2017 18:35	NP
Chloroform	BRL	5.0		mg/L	251161	1000	11/07/2017 18:35	NP
Chloromethane	BRL	5.0		mg/L	251161	1000	11/07/2017 18:35	NP
cis-1,2-Dichloroethene	BRL	5.0		mg/L	251161	1000	11/07/2017 18:35	NP
Cyclohexane	BRL	5.0		mg/L	251161	1000	11/07/2017 18:35	NP
Ethylbenzene	BRL	5.0		mg/L	251161	1000	11/07/2017 18:35	NP
Isobutyl Alcohol	BRL	200		mg/L	251161	1000	11/07/2017 18:35	NP
Isopropylbenzene	BRL	5.0		mg/L	251161	1000	11/07/2017 18:35	NP
Methylene chloride	BRL	5.0		mg/L	251161	1000	11/07/2017 18:35	NP
Naphthalene	BRL	5.0		mg/L	251161	1000	11/07/2017 18:35	NP
Styrene	BRL	5.0		mg/L	251161	1000	11/07/2017 18:35	NP
Tetrachloroethene	BRL	5.0		mg/L	251161	1000	11/07/2017 18:35	NP
Tetrahydrofuran	52	10		mg/L	251161	1000	11/07/2017 18:35	NP
Toluene	48	5.0		mg/L	251161	1000	11/07/2017 18:35	NP
trans-1,2-Dichloroethene	BRL	5.0		mg/L	251161	1000	11/07/2017 18:35	NP
Trichloroethene	BRL	5.0		mg/L	251161	1000	11/07/2017 18:35	NP
Trichlorofluoromethane	BRL	5.0		mg/L	251161	1000	11/07/2017 18:35	NP
Vinyl chloride	BRL	2.0		mg/L	251161	1000	11/07/2017 18:35	NP
Xylenes, Total	13	5.0		mg/L	251161	1000	11/07/2017 18:35	NP
Surr: 4-Bromofluorobenzene	85.7	68-127		%REC	251161	1000	11/07/2017 18:35	NP
Surr: Dibromofluoromethane	106	84.4-122		%REC	251161	1000	11/07/2017 18:35	NP
Surr: Toluene-d8	106	80.1-116		%REC	251161	1000	11/07/2017 18:35	NP

Qualifiers:

- * Value exceeds maximum contaminant level
- BRL Below reporting limit
- H Holding times for preparation or analysis exceeded
- N Analyte not NELAC certified
- B Analyte detected in the associated method blank
- > Greater than Result value
- E Estimated (value above quantitation range)
- S Spike Recovery outside limits due to matrix
- Narr See case narrative
- NC Not confirmed
- < Less than Result value
- J Estimated value detected below Reporting Limit

Analytical Environmental Services, Inc

Date: 13-Nov-17

SUMMARY OF ANALYTES DETECTED

Analyses	Result	Qual	MDL	Reporting Limit	Units	BatchID	Dilution Factor
Client Sample ID: MW-108				**Lab ID:** 1711279-002			
Collection Date: 11/2/2017 12:11:00 PM				**Matrix:** Groundwater			
Volatile Organic Compounds by GC/MS SW8260B				**(SW5030B)**			
Trichloroethene	0.0054		0.00030	0.0050	mg/L	251161	1
Total Metals by ICP/MS SW6020B				**(SW3005A)**			
Copper	0.174		0.000126	0.00200	mg/L	251013	1
Zinc	2.32		0.000580	0.0100	mg/L	251013	1
ION SCAN SW9056A							
Sulfate	240		1.2	10	mg/L	R356618	10
Dissolved Metals by ICP/MS SW6020B				**(SW3005A)**			
Copper	0.164		0.000126	0.00200	mg/L	251092	1
Zinc	2.19		0.000580	0.0100	mg/L	251092	1
CHLORINATED PESTICIDES, TCL SW8081B				**(SW3510C)**			
alpha-BHC	0.0029		0.000090	0.00025	mg/L	251036	5
beta-BHC	0.00093		0.000015	0.000050	mg/L	251036	1
delta-BHC	0.00093		0.000014	0.000050	mg/L	251036	1
gamma-BHC	0.00020		0.000017	0.000050	mg/L	251036	1
Client Sample ID: MW-110				**Lab ID:** 1711279-003			
Collection Date: 11/2/2017 4:21:00 PM				**Matrix:** Groundwater			
Volatile Organic Compounds by GC/MS SW8260B				**(SW5030B)**			
Trichloroethene	0.0079		0.00030	0.0050	mg/L	251161	1
Total Metals by ICP/MS SW6020B				**(SW3005A)**			
Copper	0.314		0.000126	0.00200	mg/L	251013	1
Zinc	4.20		0.000580	0.0100	mg/L	251013	1
ION SCAN SW9056A							
Nitrate	2.8		0.055	0.25	mg/L	R356618	1
Sulfate	290		1.2	10	mg/L	R356618	10
Dissolved Metals by ICP/MS SW6020B				**(SW3005A)**			
Copper	0.315		0.000126	0.00200	mg/L	251092	1
Zinc	4.34		0.000580	0.0100	mg/L	251092	1
CHLORINATED PESTICIDES, TCL SW8081B				**(SW3510C)**			
alpha-BHC	0.00099		0.000018	0.000050	mg/L	251036	1
beta-BHC	0.00031		0.000015	0.000050	mg/L	251036	1
delta-BHC	0.0016		0.000014	0.000050	mg/L	251036	1
gamma-BHC	0.0012		0.000017	0.000050	mg/L	251036	1
Client Sample ID: TW-2				**Lab ID:** 1711279-004			
Collection Date: 11/2/2017 9:52:00 AM				**Matrix:** Groundwater			
Volatile Organic Compounds by GC/MS SW8260B				**(SW5030B)**			
Chloroform	0.013		0.00020	0.0050	mg/L	251161	1
cis-1,2-Dichloroethene	0.031		0.00028	0.0050	mg/L	251161	1
Tetrachloroethene	0.0096		0.00046	0.0050	mg/L	251161	1
Trichloroethene	0.033		0.00030	0.0050	mg/L	251161	1
ION SCAN SW9056A							
Nitrate	5.9		0.055	0.25	mg/L	R356618	1
Sulfate	76		1.2	10	mg/L	R356618	10

SUMMARY OF ANALYTES DETECTED

Analyses	Result	Qual	MDL	Reporting Limit	Units	BatchID	Dilution Factor
Client Sample ID: TW-3				**Lab ID:** 1711279-005			
Collection Date: 11/2/2017 2:02:00 PM				**Matrix:** Groundwater			
Volatile Organic Compounds by GC/MS SW8260B				**(SW5030B)**			
Benzene	0.013		0.00037	0.0050	mg/L	251161	1
Chlorobenzene	0.020		0.00042	0.0050	mg/L	251161	1
cis-1,2-Dichloroethene	0.12		0.00028	0.0050	mg/L	251161	1
Vinyl chloride	0.0020		0.00030	0.0020	mg/L	251161	1
Total Metals by ICP/MS SW6020B				**(SW3005A)**			
Copper	0.525		0.000126	0.00200	mg/L	251013	1
Lead	0.00217		0.000215	0.00100	mg/L	251013	1
Zinc	1.39		0.000580	0.0100	mg/L	251013	1
ION SCAN SW9056A							
Nitrate	1.9		0.055	0.25	mg/L	R356618	1
Sulfate	530		2.3	20	mg/L	R356618	20
Dissolved Metals by ICP/MS SW6020B				**(SW3005A)**			
Copper	0.506		0.000126	0.00200	mg/L	251092	1
Lead	0.00203		0.000215	0.00100	mg/L	251092	1
Zinc	1.34		0.000580	0.0100	mg/L	251092	1
CHLORINATED PESTICIDES, TCL SW8081B				**(SW3510C)**			
alpha-BHC	0.0015		0.000018	0.000050	mg/L	251036	1
beta-BHC	0.0012		0.000015	0.000050	mg/L	251036	1
delta-BHC	0.00038		0.000014	0.000050	mg/L	251036	1
gamma-BHC	0.00063		0.000017	0.000050	mg/L	251036	1
Client Sample ID: MW-116				**Lab ID:** 1711279-006			
Collection Date: 11/2/2017 9:15:00 AM				**Matrix:** Groundwater			
Total Metals by ICP/MS SW6020B				**(SW3005A)**			
Copper	1.43		0.000126	0.00200	mg/L	251013	1
Zinc	4.25		0.000580	0.0100	mg/L	251013	1
ION SCAN SW9056A							
Nitrate	34		1.1	5.0	mg/L	R356618	20
Sulfate	430		2.3	20	mg/L	R356618	20
Dissolved Metals by ICP/MS SW6020B				**(SW3005A)**			
Copper	1.50		0.000126	0.00200	mg/L	251092	1
Zinc	4.51		0.000580	0.0100	mg/L	251092	1
CHLORINATED PESTICIDES, TCL SW8081B				**(SW3510C)**			
beta-BHC	0.00021		0.000015	0.000050	mg/L	251036	1
Client Sample ID: MW-104A				**Lab ID:** 1711279-007			
Collection Date: 11/2/2017 3:30:00 PM				**Matrix:** Groundwater			
Volatile Organic Compounds by GC/MS SW8260B				**(SW5030B)**			
Toluene	0.0069		0.00039	0.0050	mg/L	251161	1
ION SCAN SW9056A							
Sulfate	85		2.3	20	mg/L	R356618	20
Client Sample ID: MW-104D				**Lab ID:** 1711279-008			
Collection Date: 11/2/2017 4:15:00 PM				**Matrix:** Groundwater			
Volatile Organic Compounds by GC/MS SW8260B				**(SW5030B)**			
2-Butanone	200		2.5	50	mg/L	251161	1000

Analytical Environmental Services, Inc

Date: 13-Nov-17

SUMMARY OF ANALYTES DETECTED

Analyses	Result	Qual	MDL	Reporting Limit	Units	BatchID	Dilution Factor
Client Sample ID: MW-104D				**Lab ID:** 1711279-008			
Collection Date: 11/2/2017 4:15:00 PM				**Matrix:** Groundwater			
Volatile Organic Compounds by GC/MS SW8260B				**(SW5030B)**			
4-Methyl-2-pentanone	89		0.44	10	mg/L	251161	1000
Acetone	180		3.6	50	mg/L	251161	1000
Tetrahydrofuran	53		1.3	10	mg/L	251161	1000
Toluene	54		0.39	5.0	mg/L	251161	1000
Xylenes, Total	13		0.77	5.0	mg/L	251161	1000
Total Metals by ICP/MS SW6020B				**(SW3005A)**			
Copper	0.00386		0.000126	0.00200	mg/L	251013	1
Client Sample ID: DUP-1				**Lab ID:** 1711279-009			
Collection Date: 11/2/2017 12:00:00 PM				**Matrix:** Groundwater			
Volatile Organic Compounds by GC/MS SW8260B				**(SW5030B)**			
2-Butanone	200		2.5	50	mg/L	251161	1000
4-Methyl-2-pentanone	82		0.44	10	mg/L	251161	1000
Acetone	170		3.6	50	mg/L	251161	1000
Tetrahydrofuran	52		1.3	10	mg/L	251161	1000
Toluene	48		0.39	5.0	mg/L	251161	1000
Xylenes, Total	13		0.77	5.0	mg/L	251161	1000

Qualifiers:

- * Value exceeds maximum contaminant level
- BRL Below reporting limit
- H Holding times for preparation or analysis exceeded
- N Analyte not NELAC certified
- B Analyte detected in the associated method blank
- > Greater than Result value
- E Estimated (value above quantitation range)
- S Spike Recovery outside limits due to matrix
- Narr See case narrative
- NC Not confirmed
- < Less than Result value
- J Estimated value detected below Reporting Limit

Clear Save as

AES ANALYTICAL ENVIRONMENTAL SERVICES, INC.

SAMPLE/COOLER RECEIPT CHECKLIST

1. Client Name: **AMEC Foster Wheeler** AES Work Order Number: **1710T90**

2. Carrier: FedEx ☐ UPS ☐ USPS ☐ Client ☐ Courier ■ Other _____

		Yes	No	N/A	Details	Comments
3.	Shipping container/cooler received in good condition?	○	○	○	damaged ☐ leaking ☐ other ☐	
4.	Custody seals present on shipping container?	○	○	○		
5.	Custody seals intact on shipping container?	○	○	○		
6.	Temperature blanks present?	○	○	○		
7.	Cooler temperature(s) within limits of 0-6°C? [See item 13 and 14 for temperature recordings.]	○	○	○	Cooling initiated for recently collected samples / ice present ☐	
8.	Chain of Custody (COC) present?	○	○	○		
9.	Chain of Custody signed, dated, and timed when relinquished and received?	○	○	○		
10.	Sampler name and/or signature on COC?	○	○	○		
11.	Were all samples received within holding time?	○	○	○		
12.	TAT marked on the COC?	○	○	○	If no TAT indicated, proceeded with standard TAT per Terms & Conditions. ☐	

13. Cooler 1 Temperature 3.3 °C Cooler 2 Temperature 3.8 °C Cooler 3 Temperature _____ °C Cooler 4 Temperature _____ °C

14. Cooler 5 Temperature _____ °C Cooler 6 Temperature _____ °C Cooler 7 Temperature _____ °C Cooler 8 Temperature _____ °C

15. Comments: _____

I certify that I have completed sections 1-15 (dated initials). MJ 10/31/17

		Yes	No	N/A	Details	Comments
16.	Were sample containers intact upon receipt?	○	○	○		
17.	Custody seals present on sample containers?	○	○	○		
18.	Custody seals intact on sample containers?	○	○	○		
19.	Do sample container labels match the COC?	○	○	○	incomplete info ☐ illegible ☐ no label ☐ other ☐	
20.	Are analyses requested indicated on the COC?	○	○	○		
21.	Were all of the samples listed on the COC received?	○	○	○	samples received but not listed on COC ☐ samples listed on COC not received ☐	
22.	Was the sample collection date/time noted?	○	○	○		
23.	Did we receive sufficient sample volume for indicated analyses?	○	○	○		
24.	Were samples received in appropriate containers?	○	○	○		
25.	Were VOA samples received without headspace (< 1/4" bubble)?	○	○	○		
26.	Were trip blanks submitted?	○	○	○	listed on COC ■ not listed on COC ☐	

27. Comments: _____

I certify that I have completed sections 16-27 (dated initials). MJ 10/31/17

This section only applies to samples where pH can be checked at Sample Receipt.

		Yes	No	N/A	Details	Comments
28.	Have containers needing chemical preservation been checked? *	○	○	○		
29.	Containers meet preservation guidelines?	○	○	○		
30.	Was pH adjusted at Sample Receipt?	○	○	○		

* Note: Certain analyses require chemical preservation but must be checked in the laboratory and not upon Sample Receipt such as Coliforms, VOCs and Oil & Grease/TPH.

I certify that I have completed sections 28-30 (dated initials). MJ 10/31/17

Checklist 6.9.17 Rev 2

Locked

Analytical Environmental Services, Inc

Date: 13-Nov-17

Client: AMEC Foster Wheeler
Project Name: BFEL Atlanta
Lab Order: 1711279

Dates Report

Lab Sample ID	Client Sample ID	Collection Date	Matrix	Test Name	TCLP Date	Prep Date	Analysis Date
1711279-001A	TB-03	11/2/2017 9:30:00AM	Aqueous	Volatile Organic Compounds by GC/MS		11/7/2017 12:57:00PM	11/07/2017
1711279-002A	MW-108	11/2/2017 12:11:00PM	Groundwater	Volatile Organic Compounds by GC/MS		11/7/2017 12:57:00PM	11/07/2017
1711279-002B	MW-108	11/2/2017 12:11:00PM	Groundwater	Total Metals by ICP/MS		11/3/2017 6:43:00PM	11/07/2017
1711279-002C	MW-108	11/2/2017 12:11:00PM	Groundwater	Dissolved Metals by ICP/MS		11/6/2017 4:05:00PM	11/07/2017
1711279-002D	MW-108	11/2/2017 12:11:00PM	Groundwater	TCL-CHLORINATED PESTICIDES		11/6/2017 9:30:00AM	11/07/2017
1711279-002D	MW-108	11/2/2017 12:11:00PM	Groundwater	TCL-CHLORINATED PESTICIDES		11/6/2017 9:30:00AM	11/10/2017
1711279-002E	MW-108	11/2/2017 12:11:00PM	Groundwater	ION SCAN			11/03/2017
1711279-003A	MW-110	11/2/2017 4:21:00PM	Groundwater	Volatile Organic Compounds by GC/MS		11/7/2017 12:57:00PM	11/07/2017
1711279-003B	MW-110	11/2/2017 4:21:00PM	Groundwater	Total Metals by ICP/MS		11/3/2017 6:43:00PM	11/07/2017
1711279-003C	MW-110	11/2/2017 4:21:00PM	Groundwater	Dissolved Metals by ICP/MS		11/6/2017 4:05:00PM	11/07/2017
1711279-003D	MW-110	11/2/2017 4:21:00PM	Groundwater	TCL-CHLORINATED PESTICIDES		11/6/2017 9:30:00AM	11/07/2017
1711279-003E	MW-110	11/2/2017 4:21:00PM	Groundwater	ION SCAN			11/03/2017
1711279-004A	TW-2	11/2/2017 9:52:00AM	Groundwater	Volatile Organic Compounds by GC/MS		11/7/2017 12:57:00PM	11/07/2017
1711279-004B	TW-2	11/2/2017 9:52:00AM	Groundwater	Total Metals by ICP/MS		11/3/2017 6:43:00PM	11/07/2017
1711279-004C	TW-2	11/2/2017 9:52:00AM	Groundwater	Dissolved Metals by ICP/MS		11/6/2017 4:05:00PM	11/07/2017
1711279-004D	TW-2	11/2/2017 9:52:00AM	Groundwater	TCL-CHLORINATED PESTICIDES		11/6/2017 9:30:00AM	11/07/2017
1711279-004E	TW-2	11/2/2017 9:52:00AM	Groundwater	ION SCAN			11/03/2017
1711279-005A	TW-3	11/2/2017 2:02:00PM	Groundwater	Volatile Organic Compounds by GC/MS		11/7/2017 12:57:00PM	11/07/2017
1711279-005B	TW-3	11/2/2017 2:02:00PM	Groundwater	Total Metals by ICP/MS		11/3/2017 6:43:00PM	11/07/2017
1711279-005C	TW-3	11/2/2017 2:02:00PM	Groundwater	Dissolved Metals by ICP/MS		11/6/2017 4:05:00PM	11/07/2017
1711279-005D	TW-3	11/2/2017 2:02:00PM	Groundwater	TCL-CHLORINATED PESTICIDES		11/6/2017 9:30:00AM	11/07/2017
1711279-005E	TW-3	11/2/2017 2:02:00PM	Groundwater	ION SCAN			11/03/2017
1711279-006A	MW-116	11/2/2017 9:15:00AM	Groundwater	Volatile Organic Compounds by GC/MS		11/7/2017 12:57:00PM	11/07/2017
1711279-006B	MW-116	11/2/2017 9:15:00AM	Groundwater	Total Metals by ICP/MS		11/3/2017 6:43:00PM	11/07/2017
1711279-006C	MW-116	11/2/2017 9:15:00AM	Groundwater	Dissolved Metals by ICP/MS		11/6/2017 4:05:00PM	11/07/2017
1711279-006D	MW-116	11/2/2017 9:15:00AM	Groundwater	TCL-CHLORINATED PESTICIDES		11/6/2017 9:30:00AM	11/07/2017
1711279-006E	MW-116	11/2/2017 9:15:00AM	Groundwater	ION SCAN			11/03/2017
1711279-007A	MW-104A	11/2/2017 3:30:00PM	Groundwater	Volatile Organic Compounds by GC/MS		11/7/2017 12:57:00PM	11/07/2017
1711279-007B	MW-104A	11/2/2017 3:30:00PM	Groundwater	Total Metals by ICP/MS		11/3/2017 6:43:00PM	11/07/2017

Client: AMEC Foster Wheeler
Project Name: BFEL Atlanta
Lab Order: 1711279

Dates Report

Lab Sample ID	Client Sample ID	Collection Date	Matrix	Test Name	TCLP Date	Prep Date	Analysis Date
1711279-007C	MW-104A	11/2/2017 3:30:00PM	Groundwater	Dissolved Metals by ICP/MS		11/8/2017 12:15:00PM	11/10/2017
1711279-007D	MW-104A	11/2/2017 3:30:00PM	Groundwater	TCL-CHLORINATED PESTICIDES		11/6/2017 9:30:00AM	11/07/2017
1711279-007E	MW-104A	11/2/2017 3:30:00PM	Groundwater	ION SCAN			11/03/2017
1711279-008A	MW-104D	11/2/2017 4:15:00PM	Groundwater	Volatile Organic Compounds by GC/MS		11/7/2017 12:57:00PM	11/07/2017
1711279-008B	MW-104D	11/2/2017 4:15:00PM	Groundwater	Total Metals by ICP/MS		11/3/2017 6:43:00PM	11/07/2017
1711279-008C	MW-104D	11/2/2017 4:15:00PM	Groundwater	Dissolved Metals by ICP/MS		11/8/2017 12:15:00PM	11/10/2017
1711279-008D	MW-104D	11/2/2017 4:15:00PM	Groundwater	TCL-CHLORINATED PESTICIDES		11/6/2017 9:30:00AM	11/07/2017
1711279-008E	MW-104D	11/2/2017 4:15:00PM	Groundwater	ION SCAN			11/03/2017
1711279-009A	DUP-1	11/2/2017 12:00:00PM	Groundwater	Volatile Organic Compounds by GC/MS		11/7/2017 12:57:00PM	11/07/2017

Client: AMEC Foster Wheeler
Project Name: BFEL Atlanta
Workorder: 1711279

ANALYTICAL QC SUMMARY REPORT

BatchID: 251013

Sample ID: **MB-251013**	Client ID:			Units: **mg/L**	Prep Date: **11/03/2017**	Run No: **356390**
SampleType: **MBLK**	TestCode: **Total Metals by ICP/MS** **SW6020B**			BatchID: **251013**	Analysis Date: **11/07/2017**	Seq No: **7850477**

Analyte	Result	RPT Limit	SPK value	SPK Ref Val	%REC	Low Limit	High Limit	RPD Ref Val	%RPD	RPD Limit	Qual
Arsenic	BRL	0.00500									
Copper	BRL	0.00200									
Lead	BRL	0.00100									
Zinc	BRL	0.0100									

Sample ID: **LCS-251013**	Client ID:			Units: **mg/L**	Prep Date: **11/03/2017**	Run No: **356390**
SampleType: **LCS**	TestCode: **Total Metals by ICP/MS** **SW6020B**			BatchID: **251013**	Analysis Date: **11/07/2017**	Seq No: **7850478**

Analyte	Result	RPT Limit	SPK value	SPK Ref Val	%REC	Low Limit	High Limit	RPD Ref Val	%RPD	RPD Limit	Qual
Arsenic	0.1008	0.00500	0.1000	0.0003305	100	80	120				
Copper	0.09994	0.00200	0.1000	0.0002042	99.7	80	120				
Lead	0.09649	0.00100	0.1000		96.5	80	120				
Zinc	0.1047	0.0100	0.1000	0.001054	104	80	120				

Sample ID: **1711040-003CMS**	Client ID:			Units: **mg/L**	Prep Date: **11/03/2017**	Run No: **356390**
SampleType: **MS**	TestCode: **Total Metals by ICP/MS** **SW6020B**			BatchID: **251013**	Analysis Date: **11/07/2017**	Seq No: **7850480**

Analyte	Result	RPT Limit	SPK value	SPK Ref Val	%REC	Low Limit	High Limit	RPD Ref Val	%RPD	RPD Limit	Qual
Arsenic	0.08969	0.00500	0.1000	0.0004401	89.2	75	125				
Copper	0.09092	0.00200	0.1000	0.001086	89.8	75	125				
Lead	0.09523	0.00100	0.1000		95.2	75	125				
Zinc	0.09229	0.0100	0.1000	0.002177	90.1	75	125				

Sample ID: **1711040-003CMSD**	Client ID:			Units: **mg/L**	Prep Date: **11/03/2017**	Run No: **356390**
SampleType: **MSD**	TestCode: **Total Metals by ICP/MS** **SW6020B**			BatchID: **251013**	Analysis Date: **11/07/2017**	Seq No: **7850481**

Analyte	Result	RPT Limit	SPK value	SPK Ref Val	%REC	Low Limit	High Limit	RPD Ref Val	%RPD	RPD Limit	Qual
Arsenic	0.09101	0.00500	0.1000	0.0004401	90.6	75	125	0.08969	1.46	20	

Qualifiers:

>	Greater than Result value	<	Less than Result value	B	Analyte detected in the associated method blank
BRL	Below reporting limit	E	Estimated (value above quantitation range)	H	Holding times for preparation or analysis exceeded
J	Estimated value detected below Reporting Limit	N	Analyte not NELAC certified	R	RPD outside limits due to matrix
Rpt Lim	Reporting Limit	S	Spike Recovery outside limits due to matrix		

Client: AMEC Foster Wheeler
Project Name: BFEL Atlanta
Workorder: 1711279

ANALYTICAL QC SUMMARY REPORT

BatchID: 251013

Sample ID: **1711040-003CMSD** Client ID:
SampleType: **MSD** TestCode: **Total Metals by ICP/MS SW6020B**
Units: **mg/L** Prep Date: **11/03/2017** Run No: **356390**
BatchID: **251013** Analysis Date: **11/07/2017** Seq No: **7850481**

Analyte	Result	RPT Limit	SPK value	SPK Ref Val	%REC	Low Limit	High Limit	RPD Ref Val	%RPD	RPD Limit	Qual
Copper	0.09306	0.00200	0.1000	0.001086	92.0	75	125	0.09092	2.32	20	
Lead	0.09659	0.00100	0.1000		96.6	75	125	0.09523	1.42	20	
Zinc	0.09408	0.0100	0.1000	0.002177	91.9	75	125	0.09229	1.92	20	

Qualifiers:

>	Greater than Result value	<	Less than Result value	B	Analyte detected in the associated method blank
BRL	Below reporting limit	E	Estimated (value above quantitation range)	H	Holding times for preparation or analysis exceeded
J	Estimated value detected below Reporting Limit	N	Analyte not NELAC certified	R	RPD outside limits due to matrix
Rpt Lim	Reporting Limit	S	Spike Recovery outside limits due to matrix		

Client: AMEC Foster Wheeler
Project Name: BFEL Atlanta
Workorder: 1711279

ANALYTICAL QC SUMMARY REPORT

BatchID: 251036

Sample ID: **MB-251036**	Client ID:		Units: **mg/L**	Prep Date: **11/06/2017**	Run No: **356565**
SampleType: **MBLK**	TestCode: **CHLORINATED PESTICIDES, TCL SW8081B**		BatchID: **251036**	Analysis Date: **11/07/2017**	Seq No: **7854853**

Analyte	Result	RPT Limit	SPK value	SPK Ref Val	%REC	Low Limit	High Limit	RPD Ref Val	%RPD	RPD Limit	Qual
4,4´-DDD	BRL	0.00010									
4,4´-DDE	BRL	0.00010									
4,4´-DDT	BRL	0.00010									
alpha-BHC	BRL	0.000050									
alpha-Chlordane	BRL	0.000050									
beta-BHC	BRL	0.000050									
delta-BHC	BRL	0.000050									
Dieldrin	BRL	0.00010									
gamma-BHC	BRL	0.000050									
gamma-Chlordane	BRL	0.000050									
Heptachlor	BRL	0.000050									
Methoxychlor	BRL	0.00050									
Toxaphene	BRL	0.0050									
Surr: Decachlorobiphenyl	0.000280	0	0.0005		56.1	15.4	120				
Surr: Tetrachloro-m-xylene	0.000332	0	0.0005		66.3	37	126				

Sample ID: **LCS-251036**	Client ID:		Units: **mg/L**	Prep Date: **11/06/2017**	Run No: **356565**
SampleType: **LCS**	TestCode: **CHLORINATED PESTICIDES, TCL SW8081B**		BatchID: **251036**	Analysis Date: **11/07/2017**	Seq No: **7854854**

Analyte	Result	RPT Limit	SPK value	SPK Ref Val	%REC	Low Limit	High Limit	RPD Ref Val	%RPD	RPD Limit	Qual
4,4´-DDT	0.001045	0.00010	0.0010		104	61.9	135				
Dieldrin	0.000984	0.00010	0.0010		98.4	70.3	126				
gamma-BHC	0.000973	0.000050	0.0010		97.3	70.9	129				
Heptachlor	0.001043	0.000050	0.0010		104	63.5	128				
Surr: Decachlorobiphenyl	0.000367	0	0.0005		73.4	15.4	120				
Surr: Tetrachloro-m-xylene	0.000390	0	0.0005		78.0	37	126				

Qualifiers:

>	Greater than Result value	<	Less than Result value	B	Analyte detected in the associated method blank
BRL	Below reporting limit	E	Estimated (value above quantitation range)	H	Holding times for preparation or analysis exceeded
J	Estimated value detected below Reporting Limit	N	Analyte not NELAC certified	R	RPD outside limits due to matrix
Rpt Lim	Reporting Limit	S	Spike Recovery outside limits due to matrix		

Client: AMEC Foster Wheeler
Project Name: BFEL Atlanta
Workorder: 1711279

ANALYTICAL QC SUMMARY REPORT

BatchID: 251036

Sample ID: **1711401-022BMS**	Client ID:			Units: **mg/L**		Prep Date: **11/06/2017**		Run No: **356565**	
SampleType: **MS**	TestCode: **CHLORINATED PESTICIDES, TCL SW8081B**			BatchID: **251036**		Analysis Date: **11/08/2017**		Seq No: **7854866**	
Analyte	Result	RPT Limit	SPK value	SPK Ref Val	%REC	Low Limit	High Limit	RPD Ref Val	%RPD	RPD Limit	Qual
4,4´-DDT	0.000864	0.00010	0.0010		86.4	43.2	136				
Dieldrin	0.000860	0.00010	0.0010		86.0	44	139				
gamma-BHC	0.000863	0.000050	0.0010		86.3	53.8	141				
Heptachlor	0.000954	0.000050	0.0010		95.4	34.3	144				
Surr: Decachlorobiphenyl	0.000244	0	0.0005		48.8	15.4	120				
Surr: Tetrachloro-m-xylene	0.000335	0	0.0005		67.0	37	126				

Sample ID: **1711401-022BMSD**	Client ID:			Units: **mg/L**		Prep Date: **11/06/2017**		Run No: **356565**	
SampleType: **MSD**	TestCode: **CHLORINATED PESTICIDES, TCL SW8081B**			BatchID: **251036**		Analysis Date: **11/08/2017**		Seq No: **7854867**	
Analyte	Result	RPT Limit	SPK value	SPK Ref Val	%REC	Low Limit	High Limit	RPD Ref Val	%RPD	RPD Limit	Qual
4,4´-DDT	0.000929	0.00010	0.0010		92.9	43.2	136	0.0008644	7.21	21.1	
Dieldrin	0.000871	0.00010	0.0010		87.1	44	139	0.0008600	1.30	20	
gamma-BHC	0.000898	0.000050	0.0010		89.8	53.8	141	0.0008632	3.96	20	
Heptachlor	0.000937	0.000050	0.0010		93.7	34.3	144	0.0009540	1.85	24.4	
Surr: Decachlorobiphenyl	0.000309	0	0.0005		61.9	15.4	120	0.0002438	0	0	
Surr: Tetrachloro-m-xylene	0.000343	0	0.0005		68.5	37	126	0.0003352	0	0	

Qualifiers:

>	Greater than Result value	<	Less than Result value	B	Analyte detected in the associated method blank
BRL	Below reporting limit	E	Estimated (value above quantitation range)	H	Holding times for preparation or analysis exceeded
J	Estimated value detected below Reporting Limit	N	Analyte not NELAC certified	R	RPD outside limits due to matrix
Rpt Lim	Reporting Limit	S	Spike Recovery outside limits due to matrix		

Client: AMEC Foster Wheeler
Project Name: BFEL Atlanta
Workorder: 1711279

ANALYTICAL QC SUMMARY REPORT

BatchID: 251092

Sample ID: **MB-251092**	Client ID:			Units: **mg/L**	Prep Date: **11/06/2017**	Run No: **356367**
SampleType: **MBLK**	TestCode: **Dissolved Metals by ICP/MS SW6020B**			BatchID: **251092**	Analysis Date: **11/07/2017**	Seq No: **7849908**

Analyte	Result	RPT Limit	SPK value	SPK Ref Val	%REC	Low Limit	High Limit	RPD Ref Val	%RPD	RPD Limit	Qual
Arsenic	BRL	0.00500									
Copper	BRL	0.00200									
Lead	BRL	0.00100									
Zinc	BRL	0.0100									

Sample ID: **LCS-251092**	Client ID:			Units: **mg/L**	Prep Date: **11/06/2017**	Run No: **356367**
SampleType: **LCS**	TestCode: **Dissolved Metals by ICP/MS SW6020B**			BatchID: **251092**	Analysis Date: **11/07/2017**	Seq No: **7849909**

Analyte	Result	RPT Limit	SPK value	SPK Ref Val	%REC	Low Limit	High Limit	RPD Ref Val	%RPD	RPD Limit	Qual
Arsenic	0.1031	0.00500	0.1000	0.0007718	102	80	120				
Copper	0.1006	0.00200	0.1000		101	80	120				
Lead	0.09861	0.00100	0.1000		98.6	80	120				
Zinc	0.1032	0.0100	0.1000	0.001655	102	80	120				

Sample ID: **1710T56-001DMS**	Client ID:			Units: **mg/L**	Prep Date: **11/06/2017**	Run No: **356367**
SampleType: **MS**	TestCode: **Dissolved Metals by ICP/MS SW6020B**			BatchID: **251092**	Analysis Date: **11/07/2017**	Seq No: **7849912**

Analyte	Result	RPT Limit	SPK value	SPK Ref Val	%REC	Low Limit	High Limit	RPD Ref Val	%RPD	RPD Limit	Qual
Arsenic	0.09886	0.00500	0.1000	0.0001962	98.7	75	125				
Copper	0.09894	0.00200	0.1000	0.003840	95.1	75	125				
Lead	0.09513	0.00100	0.1000		95.1	75	125				
Zinc	0.1330	0.0100	0.1000	0.03881	94.2	75	125				

Sample ID: **1710T56-001DMSD**	Client ID:			Units: **mg/L**	Prep Date: **11/06/2017**	Run No: **356367**
SampleType: **MSD**	TestCode: **Dissolved Metals by ICP/MS SW6020B**			BatchID: **251092**	Analysis Date: **11/07/2017**	Seq No: **7849913**

Analyte	Result	RPT Limit	SPK value	SPK Ref Val	%REC	Low Limit	High Limit	RPD Ref Val	%RPD	RPD Limit	Qual
Arsenic	0.09772	0.00500	0.1000	0.0001962	97.5	75	125	0.09886	1.16	20	

Qualifiers:

>	Greater than Result value	<	Less than Result value	B	Analyte detected in the associated method blank
BRL	Below reporting limit	E	Estimated (value above quantitation range)	H	Holding times for preparation or analysis exceeded
J	Estimated value detected below Reporting Limit	N	Analyte not NELAC certified	R	RPD outside limits due to matrix
Rpt Lim	Reporting Limit	S	Spike Recovery outside limits due to matrix		

Client: AMEC Foster Wheeler
Project Name: BFEL Atlanta
Workorder: 1711279

ANALYTICAL QC SUMMARY REPORT

BatchID: 251092

Sample ID: **1710T56-001DMSD** Client ID:
SampleType: **MSD** TestCode: **Dissolved Metals by ICP/MS SW6020B**
Units: **mg/L** Prep Date: **11/06/2017** Run No: **356367**
BatchID: **251092** Analysis Date: **11/07/2017** Seq No: **7849913**

Analyte	Result	RPT Limit	SPK value	SPK Ref Val	%REC	Low Limit	High Limit	RPD Ref Val	%RPD	RPD Limit	Qual
Copper	0.09900	0.00200	0.1000	0.003840	95.2	75	125	0.09894	0.062	20	
Lead	0.09570	0.00100	0.1000		95.7	75	125	0.09513	0.595	20	
Zinc	0.1326	0.0100	0.1000	0.03881	93.8	75	125	0.1330	0.267	20	

Qualifiers:

>	Greater than Result value	<	Less than Result value	B	Analyte detected in the associated method blank
BRL	Below reporting limit	E	Estimated (value above quantitation range)	H	Holding times for preparation or analysis exceeded
J	Estimated value detected below Reporting Limit	N	Analyte not NELAC certified	R	RPD outside limits due to matrix
Rpt Lim	Reporting Limit	S	Spike Recovery outside limits due to matrix		

Client: AMEC Foster Wheeler
Project Name: BFEL Atlanta
Workorder: 1711279

ANALYTICAL QC SUMMARY REPORT

BatchID: 251146

Sample ID: **MB-251146**	Client ID:			Units: **mg/L**	Prep Date: **11/08/2017**	Run No: **356627**
SampleType: **MBLK**	TestCode: **Dissolved Metals by ICP/MS SW6020B**			BatchID: **251146**	Analysis Date: **11/10/2017**	Seq No: **7856611**

Analyte	Result	RPT Limit	SPK value	SPK Ref Val	%REC	Low Limit	High Limit	RPD Ref Val	%RPD	RPD Limit	Qual
Arsenic	BRL	0.00500									
Copper	BRL	0.00200									
Lead	BRL	0.00100									
Zinc	BRL	0.0100									

Sample ID: **LCS-251146**	Client ID:			Units: **mg/L**	Prep Date: **11/08/2017**	Run No: **356627**
SampleType: **LCS**	TestCode: **Dissolved Metals by ICP/MS SW6020B**			BatchID: **251146**	Analysis Date: **11/10/2017**	Seq No: **7856612**

Analyte	Result	RPT Limit	SPK value	SPK Ref Val	%REC	Low Limit	High Limit	RPD Ref Val	%RPD	RPD Limit	Qual
Arsenic	0.1083	0.00500	0.1000		108	80	120				
Copper	0.1094	0.00200	0.1000	0.0004671	109	80	120				
Lead	0.09674	0.00100	0.1000		96.7	80	120				
Zinc	0.1157	0.0100	0.1000	0.002794	113	80	120				

Sample ID: **1711239-001FMS**	Client ID:			Units: **mg/L**	Prep Date: **11/08/2017**	Run No: **356627**
SampleType: **MS**	TestCode: **Dissolved Metals by ICP/MS SW6020B**			BatchID: **251146**	Analysis Date: **11/10/2017**	Seq No: **7856614**

Analyte	Result	RPT Limit	SPK value	SPK Ref Val	%REC	Low Limit	High Limit	RPD Ref Val	%RPD	RPD Limit	Qual
Arsenic	0.1099	0.00500	0.1000	0.0002558	110	75	125				
Copper	0.1116	0.00200	0.1000	0.001177	110	75	125				
Lead	0.09823	0.00100	0.1000		98.2	75	125				
Zinc	0.1111	0.0100	0.1000	0.003397	108	75	125				

Sample ID: **1711239-001FMSD**	Client ID:			Units: **mg/L**	Prep Date: **11/08/2017**	Run No: **356627**
SampleType: **MSD**	TestCode: **Dissolved Metals by ICP/MS SW6020B**			BatchID: **251146**	Analysis Date: **11/10/2017**	Seq No: **7856615**

Analyte	Result	RPT Limit	SPK value	SPK Ref Val	%REC	Low Limit	High Limit	RPD Ref Val	%RPD	RPD Limit	Qual
Arsenic	0.1119	0.00500	0.1000	0.0002558	112	75	125	0.1099	1.87	20	

Qualifiers:

>	Greater than Result value	<	Less than Result value	B	Analyte detected in the associated method blank
BRL	Below reporting limit	E	Estimated (value above quantitation range)	H	Holding times for preparation or analysis exceeded
J	Estimated value detected below Reporting Limit	N	Analyte not NELAC certified	R	RPD outside limits due to matrix
Rpt Lim	Reporting Limit	S	Spike Recovery outside limits due to matrix		

Client: AMEC Foster Wheeler
Project Name: BFEL Atlanta
Workorder: 1711279

ANALYTICAL QC SUMMARY REPORT

BatchID: 251146

Sample ID: **1711239-001FMSD** Client ID:
SampleType: **MSD** TestCode: **Dissolved Metals by ICP/MS SW6020B**
Units: **mg/L** Prep Date: **11/08/2017** Run No: **356627**
BatchID: **251146** Analysis Date: **11/10/2017** Seq No: **7856615**

Analyte	Result	RPT Limit	SPK value	SPK Ref Val	%REC	Low Limit	High Limit	RPD Ref Val	%RPD	RPD Limit	Qual
Copper	0.1140	0.00200	0.1000	0.001177	113	75	125	0.1116	2.10	20	
Lead	0.1000	0.00100	0.1000		100	75	125	0.09823	1.80	20	
Zinc	0.1130	0.0100	0.1000	0.003397	110	75	125	0.1111	1.72	20	

Qualifiers:

>	Greater than Result value	<	Less than Result value	B	Analyte detected in the associated method blank
BRL	Below reporting limit	E	Estimated (value above quantitation range)	H	Holding times for preparation or analysis exceeded
J	Estimated value detected below Reporting Limit	N	Analyte not NELAC certified	R	RPD outside limits due to matrix
Rpt Lim	Reporting Limit	S	Spike Recovery outside limits due to matrix		

Client: AMEC Foster Wheeler
Project Name: BFEL Atlanta
Workorder: 1711279

ANALYTICAL QC SUMMARY REPORT

BatchID: 251161

Sample ID: **MB-251161** Client ID: Units: **mg/L** Prep Date: **11/07/2017** Run No: **356263**
SampleType: **MBLK** TestCode: **Volatile Organic Compounds by GC/MS SW8260B** BatchID: **251161** Analysis Date: **11/07/2017** Seq No: **7846843**

Analyte	Result	RPT Limit	SPK value	SPK Ref Val	%REC	Low Limit	High Limit	RPD Ref Val	%RPD	RPD Limit	Qual
1,1,1-Trichloroethane	BRL	0.0050									
1,1,2,2-Tetrachloroethane	BRL	0.0050									
1,1,2-Trichloroethane	BRL	0.0050									
1,1-Dichloroethane	BRL	0.0050									
1,1-Dichloroethene	BRL	0.0050									
1,1-Dichloropropene	BRL	0.0050									
1,2,4-Trichlorobenzene	BRL	0.0050									
1,2-Dichloroethane	BRL	0.0050									
1,2-Dichloropropane	BRL	0.0050									
1,4-Dioxane	BRL	0.15									
2-Butanone	BRL	0.050									
4-Methyl-2-pentanone	BRL	0.010									
Acetone	BRL	0.050									
Benzene	BRL	0.0050									
Carbon disulfide	BRL	0.0050									
Carbon tetrachloride	BRL	0.0050									
Chlorobenzene	BRL	0.0050									
Chloroethane	BRL	0.010									
Chloroform	BRL	0.0050									
Chloromethane	BRL	0.010									
cis-1,2-Dichloroethene	BRL	0.0050									
Cyclohexane	BRL	0.0050									
Ethylbenzene	BRL	0.0050									
Isobutyl Alcohol	BRL	0.20									
Isopropylbenzene	BRL	0.0050									
Methylene chloride	BRL	0.0050									
Naphthalene	BRL	0.0050									

Qualifiers:

>	Greater than Result value	<	Less than Result value	B	Analyte detected in the associated method blank
BRL	Below reporting limit	E	Estimated (value above quantitation range)	H	Holding times for preparation or analysis exceeded
J	Estimated value detected below Reporting Limit	N	Analyte not NELAC certified	R	RPD outside limits due to matrix
Rpt Lim	Reporting Limit	S	Spike Recovery outside limits due to matrix		

Client: AMEC Foster Wheeler
Project Name: BFEL Atlanta
Workorder: 1711279

ANALYTICAL QC SUMMARY REPORT

BatchID: 251161

Sample ID: **MB-251161**	Client ID:		Units: **mg/L**	Prep Date: **11/07/2017**	Run No: **356263**
SampleType: **MBLK**	TestCode: **Volatile Organic Compounds by GC/MS SW8260B**		BatchID: **251161**	Analysis Date: **11/07/2017**	Seq No: **7846843**

Analyte	Result	RPT Limit	SPK value	SPK Ref Val	%REC	Low Limit	High Limit	RPD Ref Val	%RPD	RPD Limit	Qual
Styrene	BRL	0.0050									
Tetrachloroethene	BRL	0.0050									
Tetrahydrofuran	BRL	0.010									
Toluene	BRL	0.0050									
trans-1,2-Dichloroethene	BRL	0.0050									
Trichloroethene	BRL	0.0050									
Trichlorofluoromethane	BRL	0.0050									
Vinyl chloride	BRL	0.0020									
Xylenes, Total	BRL	0.0050									
Surr: 4-Bromofluorobenzene	0.04168	0	0.0500		83.4	68	127				
Surr: Dibromofluoromethane	0.05346	0	0.0500		107	84.4	122				
Surr: Toluene-d8	0.04658	0	0.0500		93.2	80.1	116				

Sample ID: **LCS-251161**	Client ID:		Units: **mg/L**	Prep Date: **11/07/2017**	Run No: **356263**
SampleType: **LCS**	TestCode: **Volatile Organic Compounds by GC/MS SW8260B**		BatchID: **251161**	Analysis Date: **11/07/2017**	Seq No: **7846837**

Analyte	Result	RPT Limit	SPK value	SPK Ref Val	%REC	Low Limit	High Limit	RPD Ref Val	%RPD	RPD Limit	Qual
1,1-Dichloroethene	0.05454	0.0050	0.0500		109	69	136				
Benzene	0.05096	0.0050	0.0500		102	73.7	126				
Chlorobenzene	0.04817	0.0050	0.0500		96.3	73.5	124				
Toluene	0.05123	0.0050	0.0500		102	76.8	125				
Trichloroethene	0.05108	0.0050	0.0500		102	70.9	124				
Surr: 4-Bromofluorobenzene	0.04174	0	0.0500		83.5	68	127				
Surr: Dibromofluoromethane	0.05187	0	0.0500		104	84.4	122				
Surr: Toluene-d8	0.04701	0	0.0500		94.0	80.1	116				

Qualifiers:

>	Greater than Result value	<	Less than Result value	B	Analyte detected in the associated method blank
BRL	Below reporting limit	E	Estimated (value above quantitation range)	H	Holding times for preparation or analysis exceeded
J	Estimated value detected below Reporting Limit	N	Analyte not NELAC certified	R	RPD outside limits due to matrix
Rpt Lim	Reporting Limit	S	Spike Recovery outside limits due to matrix		

Client: AMEC Foster Wheeler
Project Name: BFEL Atlanta
Workorder: 1711279

ANALYTICAL QC SUMMARY REPORT

BatchID: 251161

Sample ID: **1710T90-005AMS** Client ID: Units: **mg/L** Prep Date: **11/07/2017** Run No: **356263**
SampleType: **MS** TestCode: **Volatile Organic Compounds by GC/MS SW8260B** BatchID: **251161** Analysis Date: **11/07/2017** Seq No: **7846905**

Analyte	Result	RPT Limit	SPK value	SPK Ref Val	%REC	Low Limit	High Limit	RPD Ref Val	%RPD	RPD Limit	Qual
1,1-Dichloroethene	0.05568	0.0050	0.0500		111	65.7	143				
Benzene	0.05281	0.0050	0.0500		106	66.1	137				
Chlorobenzene	0.05205	0.0050	0.0500		104	70.9	132				
Toluene	0.05477	0.0050	0.0500		110	63.8	141				
Trichloroethene	0.05381	0.0050	0.0500		108	70.6	128				
Surr: 4-Bromofluorobenzene	0.04063	0	0.0500		81.3	68	127				
Surr: Dibromofluoromethane	0.05279	0	0.0500		106	84.4	122				
Surr: Toluene-d8	0.04686	0	0.0500		93.7	80.1	116				

Sample ID: **1710T90-005AMSD** Client ID: Units: **mg/L** Prep Date: **11/07/2017** Run No: **356263**
SampleType: **MSD** TestCode: **Volatile Organic Compounds by GC/MS SW8260B** BatchID: **251161** Analysis Date: **11/07/2017** Seq No: **7847026**

Analyte	Result	RPT Limit	SPK value	SPK Ref Val	%REC	Low Limit	High Limit	RPD Ref Val	%RPD	RPD Limit	Qual
1,1-Dichloroethene	0.05397	0.0050	0.0500		108	65.7	143	0.05568	3.12	17.7	
Benzene	0.05218	0.0050	0.0500		104	66.1	137	0.05281	1.20	20	
Chlorobenzene	0.05251	0.0050	0.0500		105	70.9	132	0.05205	0.880	20	
Toluene	0.05296	0.0050	0.0500		106	63.8	141	0.05477	3.36	20	
Trichloroethene	0.05166	0.0050	0.0500		103	70.6	128	0.05381	4.08	20	
Surr: 4-Bromofluorobenzene	0.04011	0	0.0500		80.2	68	127	0.04063	0	0	
Surr: Dibromofluoromethane	0.04971	0	0.0500		99.4	84.4	122	0.05279	0	0	
Surr: Toluene-d8	0.04562	0	0.0500		91.2	80.1	116	0.04686	0	0	

Qualifiers:

>	Greater than Result value	<	Less than Result value	B	Analyte detected in the associated method blank
BRL	Below reporting limit	E	Estimated (value above quantitation range)	H	Holding times for preparation or analysis exceeded
J	Estimated value detected below Reporting Limit	N	Analyte not NELAC certified	R	RPD outside limits due to matrix
Rpt Lim	Reporting Limit	S	Spike Recovery outside limits due to matrix		

Client: AMEC Foster Wheeler
Project Name: BFEL Atlanta
Workorder: 1711279

ANALYTICAL QC SUMMARY REPORT

BatchID: R356618

Sample ID: **MB-R356618**	Client ID:				Units: **mg/L**		Prep Date:		Run No: **356618**	
SampleType: **MBLK**	TestCode: **ION SCAN SW9056A**				BatchID: **R356618**		Analysis Date: **11/02/2017**		Seq No: **7856192**	
Analyte	Result	RPT Limit	SPK value	SPK Ref Val	%REC	Low Limit	High Limit	RPD Ref Val	%RPD	RPD Limit	Qual
Nitrate	BRL	0.25									
Sulfate	BRL	1.0									

Sample ID: **LCS-R356618**	Client ID:				Units: **mg/L**		Prep Date:		Run No: **356618**	
SampleType: **LCS**	TestCode: **ION SCAN SW9056A**				BatchID: **R356618**		Analysis Date: **11/02/2017**		Seq No: **7856191**	
Analyte	Result	RPT Limit	SPK value	SPK Ref Val	%REC	Low Limit	High Limit	RPD Ref Val	%RPD	RPD Limit	Qual
Nitrate	4.963	0.25	5.000		99.3	90	110				
Sulfate	23.09	1.0	25.00		92.3	90	110				

Sample ID: **1711210-002BMS**	Client ID:				Units: **mg/L**		Prep Date:		Run No: **356618**	
SampleType: **MS**	TestCode: **ION SCAN SW9056A**				BatchID: **R356618**		Analysis Date: **11/02/2017**		Seq No: **7856195**	
Analyte	Result	RPT Limit	SPK value	SPK Ref Val	%REC	Low Limit	High Limit	RPD Ref Val	%RPD	RPD Limit	Qual
Nitrate	71.73	2.5	50.00	20.28	103	90	110				
Sulfate	268.5	10	250.0	33.15	94.2	90	110				

Sample ID: **1711211-002BMS**	Client ID:				Units: **mg/L**		Prep Date:		Run No: **356618**	
SampleType: **MS**	TestCode: **ION SCAN SW9056A**				BatchID: **R356618**		Analysis Date: **11/02/2017**		Seq No: **7856197**	
Analyte	Result	RPT Limit	SPK value	SPK Ref Val	%REC	Low Limit	High Limit	RPD Ref Val	%RPD	RPD Limit	Qual
Nitrate	56.85	2.5	50.00	9.640	94.4	90	110				
Sulfate	259.1	10	250.0	27.35	92.7	90	110				

Sample ID: **1711210-002BMSD**	Client ID:				Units: **mg/L**		Prep Date:		Run No: **356618**	
SampleType: **MSD**	TestCode: **ION SCAN SW9056A**				BatchID: **R356618**		Analysis Date: **11/02/2017**		Seq No: **7856196**	
Analyte	Result	RPT Limit	SPK value	SPK Ref Val	%REC	Low Limit	High Limit	RPD Ref Val	%RPD	RPD Limit	Qual
Nitrate	71.46	2.5	50.00	20.28	102	90	110	71.73	0.383	20	

Qualifiers:

>	Greater than Result value	<	Less than Result value	B	Analyte detected in the associated method blank
BRL	Below reporting limit	E	Estimated (value above quantitation range)	H	Holding times for preparation or analysis exceeded
J	Estimated value detected below Reporting Limit	N	Analyte not NELAC certified	R	RPD outside limits due to matrix
Rpt Lim	Reporting Limit	S	Spike Recovery outside limits due to matrix		

Client: AMEC Foster Wheeler
Project Name: BFEL Atlanta
Workorder: 1711279

ANALYTICAL QC SUMMARY REPORT

BatchID: R356618

Sample ID: **1711210-002BMSD** Client ID:
SampleType: **MSD** TestCode: **ION SCAN SW9056A**
Units: **mg/L** Prep Date: Run No: **356618**
BatchID: **R356618** Analysis Date: **11/02/2017** Seq No: **7856196**

Analyte	Result	RPT Limit	SPK value	SPK Ref Val	%REC	Low Limit	High Limit	RPD Ref Val	%RPD	RPD Limit	Qual
Sulfate	267.3	10	250.0	33.15	93.7	90	110	268.5	0.472	20	

Qualifiers:

>	Greater than Result value	<	Less than Result value	B	Analyte detected in the associated method blank
BRL	Below reporting limit	E	Estimated (value above quantitation range)	H	Holding times for preparation or analysis exceeded
J	Estimated value detected below Reporting Limit	N	Analyte not NELAC certified	R	RPD outside limits due to matrix
Rpt Lim	Reporting Limit	S	Spike Recovery outside limits due to matrix		

AES

ANALYTICAL ENVIRONMENTAL SERVICES, INC.

November 16, 2017

Rhonda Quinn
AMEC Foster Wheeler

1075 Big Shanty Rd NW
Kennesaw GA 30144

RE: BFEL Atlanta

Dear Rhonda Quinn: Order No: 1711387

Analytical Environmental Services, Inc. received 7 samples on 11/3/2017 4:25:00 PM
for the analyses presented in following report.

No problems were encountered during the analyses. Additionally, all results for the associated Quality Control samples were within EPA and/or AES established limits. Any discrepancies associated with the analyses contained herein will be noted and submitted in the form of a project Case Narrative.
AES's accreditations are as follows:
-NELAP/State of Florida Laboratory ID E87582 for analysis of Non-Potable Water, Solid & Chemical Materials, Air & Emissions Volatile Organics, and Drinking Water Microbiology & Metals, effective 07/01/17-06/30/18.
State of Georgia, Department of Natural Resources ID #800 for analysis of Drinking Water Metals, effective 07/01/17-06/30/18 and Total Coliforms/ E. coli, effective 04/25/17-04/24/20.
-NELAP/Louisiana Agency Interest No. 100818 for or analysis of Non-Potable Water and Solid & Chemical Materials, effective 07/01/17-06/30/18.
-AIHA-LAP, LLC Laboratory ID: 100671 for Industrial Hygiene samples (Organics, Metals, PCM Asbestos, Gravimetric), Environmental Lead (Paint, Soil, Dust Wipes, Air), and Environmental Microbiology (Fungal) Direct Examination, effective until 11/01/19.
These results relate only to the items tested. This report may only be reproduced in full.

If you have any questions regarding these test results, please feel free to call.

Sincerely,

Ioana Pacurar

Ioana Pacurar

Project Manager

ANALYTICAL ENVIRONMENTAL SERVICES, INC.
3080 Presidential Drive Atlanta, GA 30340-3704
AES Phone: (770) 457-8177 / Toll-Free: (800) 972-4889 / Fax: (770) 457-8188

CHAIN OF CUSTODY

Work Order: 1711387

Date: 11/3/17 Page 1 of 1

COMPANY: Wood.

ADDRESS: 1075 Big Shanty Rd, Ste 100 Kennesaw, GA 30144

PHONE: 770-421-3400

EMAIL:

SAMPLED BY: DHoward, EGuilen, MAndrews

SIGNATURE: Daniel Howard

ANALYSIS REQUESTED

#	SAMPLE ID	SAMPLED: DATE	SAMPLED: TIME	GRAB	COMPOSITE	MATRIX (see codes)	* VOC 8260	Tot metals 6020	Diss metals 6020	Pest 8081A	Nitrate+ Sulfate 9056	PRESERVATION (see codes) H	N	I	I	I	REMARKS	Number of Containers
1	TB-03	11/3/17	0930	X		W	2											2
2	MW-115		1211	X		GW	2	1	1	2	1							7
3	MW-117		1356	X		GW	2	1	1	2	1							7
4	TW-4		1142	X		GW	2	1	1	2	1							7
5	TW-5		1413	X		GW	2	1	1	2	1							7
6	MW-107D		1520	X		GW	2	1	1	2	1							7
7	MW-105		1210	X		GW		1	1	2	1							5
8	Temp Blank																	
9																		
10																		
11																		
12																		
13																		
14																		

Visit our website www.aesatlanta.com for downloadable COCs and to log in to your AESAccess account.

RELINQUISHED BY: DATE/TIME:
1. Daniel Howard 11/3/17 1543
2. Nov-3-17 4:25pm
3.

RECEIVED BY: DATE/TIME:
1. Nov-3-17 3:45pm
2. 11/3/17 425
3.

PROJECT INFORMATION
PROJECT NAME: BFEL Atlanta
PROJECT #: 6122080154
SITE ADDRESS: Marietta R & Atlanta, GA
SEND REPORT TO: Rhonda Quinn
INVOICE TO: (IF DIFFERENT FROM ABOVE)
QUOTE #: PO#:

RECEIPT
Total # of Containers

Turnaround Time (TAT) Request
- [x] Standard 5 Business Days
- [ ] 2 Business Day Rush
- [ ] Next Business Day Rush
- [ ] Same-Day Rush (auth req.)
- [ ] Other

STATE PROGRAM (if any):
E-mail? [x] Fax? [ ]
DATA PACKAGE: I ○ II ● III ○ IV ○

SPECIAL INSTRUCTIONS/COMMENTS:
* Dissolved metals will be Filtered by the Lab
Metals: As, Pb, Cu, Zn

SHIPMENT METHOD
OUT: / / VIA:
IN: / / VIA:
client FedEx UPS US mail (courier) Greyhound
other:

Submission of samples to the laboratory constitutes acceptance of AES's Terms & Conditions. Samples received after 3PM or on Saturday are considered as received the following business day. If no TAT is marked on COC, AES will proceed with standard TAT. Samples are disposed of 30 days after completion of report unless other arangements are made.

Matrix Codes: A = Air GW = Groundwater SE = Sediment SO = Soil SW = Surface Water WW = Waste Water W = Water (Blanks) DW = Drinking Water (Blanks) O = Other (specify)

Preservative Codes: H+I = Hydrochloric acid + ice I = Ice only N = Nitric acid S+I = Sulfuric acid + ice S/M+I = Sodium Bisulfate/Methanol + ice O = Other (specify) NA = None

White Copy - Original; Yellow Copy - Client

Client: AMEC Foster Wheeler
Project: BFEL Atlanta
Lab ID: 1711387

Case Narrative

Sample Receiving Non-conformance:

Sample information on the Chain of Custody did not match that on the sample bottle labels for sample TB-03. Sample was listed as TB-04 on the labels, while on the Chain of Custody it was listed as TB-03. The sample was logged in based on the information on the Chain of Custody.

Analytical Environmental Services, Inc **Date:** 16-Nov-17

Client:	AMEC Foster Wheeler	**Client Sample ID:**	TB-03
Project Name:	BFEL Atlanta	**Collection Date:**	11/3/2017 9:30:00 AM
Lab ID:	1711387-001	**Matrix:**	Aqueous

Analyses	Result	Reporting Limit	Qual	Units	BatchID	Dilution Factor	Date Analyzed	Analyst
Volatile Organic Compounds by GC/MS SW8260B				**(SW5030B)**				
1,1,1-Trichloroethane	BRL	0.0050		mg/L	251197	1	11/08/2017 01:26	NP
1,1,2,2-Tetrachloroethane	BRL	0.0050		mg/L	251197	1	11/08/2017 01:26	NP
1,1,2-Trichloroethane	BRL	0.0050		mg/L	251197	1	11/08/2017 01:26	NP
1,1-Dichloroethane	BRL	0.0050		mg/L	251197	1	11/08/2017 01:26	NP
1,1-Dichloroethene	BRL	0.0050		mg/L	251197	1	11/08/2017 01:26	NP
1,1-Dichloropropene	BRL	0.0050		mg/L	251197	1	11/08/2017 01:26	NP
1,2,4-Trichlorobenzene	BRL	0.0050		mg/L	251197	1	11/08/2017 01:26	NP
1,2-Dichloroethane	BRL	0.0050		mg/L	251197	1	11/08/2017 01:26	NP
1,2-Dichloropropane	BRL	0.0050		mg/L	251197	1	11/08/2017 01:26	NP
1,4-Dioxane	BRL	0.15		mg/L	251197	1	11/08/2017 01:26	NP
2-Butanone	BRL	0.050		mg/L	251197	1	11/08/2017 01:26	NP
4-Methyl-2-pentanone	BRL	0.010		mg/L	251197	1	11/08/2017 01:26	NP
Acetone	BRL	0.050		mg/L	251197	1	11/08/2017 01:26	NP
Benzene	BRL	0.0050		mg/L	251197	1	11/08/2017 01:26	NP
Carbon disulfide	BRL	0.0050		mg/L	251197	1	11/08/2017 01:26	NP
Carbon tetrachloride	BRL	0.0050		mg/L	251197	1	11/08/2017 01:26	NP
Chlorobenzene	BRL	0.0050		mg/L	251197	1	11/08/2017 01:26	NP
Chloroethane	BRL	0.010		mg/L	251197	1	11/08/2017 01:26	NP
Chloroform	BRL	0.0050		mg/L	251197	1	11/08/2017 01:26	NP
Chloromethane	BRL	0.0050		mg/L	251197	1	11/08/2017 01:26	NP
cis-1,2-Dichloroethene	BRL	0.0050		mg/L	251197	1	11/08/2017 01:26	NP
Cyclohexane	BRL	0.0050		mg/L	251197	1	11/08/2017 01:26	NP
Ethylbenzene	BRL	0.0050		mg/L	251197	1	11/08/2017 01:26	NP
Isobutyl Alcohol	BRL	0.20		mg/L	251197	1	11/08/2017 01:26	NP
Isopropylbenzene	BRL	0.0050		mg/L	251197	1	11/08/2017 01:26	NP
Methylene chloride	BRL	0.0050		mg/L	251197	1	11/08/2017 01:26	NP
Naphthalene	BRL	0.0050		mg/L	251197	1	11/08/2017 01:26	NP
Styrene	BRL	0.0050		mg/L	251197	1	11/08/2017 01:26	NP
Tetrachloroethene	BRL	0.0050		mg/L	251197	1	11/08/2017 01:26	NP
Tetrahydrofuran	BRL	0.010		mg/L	251197	1	11/08/2017 01:26	NP
Toluene	BRL	0.0050		mg/L	251197	1	11/08/2017 01:26	NP
trans-1,2-Dichloroethene	BRL	0.0050		mg/L	251197	1	11/08/2017 01:26	NP
Trichloroethene	BRL	0.0050		mg/L	251197	1	11/08/2017 01:26	NP
Trichlorofluoromethane	BRL	0.0050		mg/L	251197	1	11/08/2017 01:26	NP
Vinyl chloride	BRL	0.0020		mg/L	251197	1	11/08/2017 01:26	NP
Xylenes, Total	BRL	0.0050		mg/L	251197	1	11/08/2017 01:26	NP
Surr: 4-Bromofluorobenzene	82	68-127		%REC	251197	1	11/08/2017 01:26	NP
Surr: Dibromofluoromethane	106	84.4-122		%REC	251197	1	11/08/2017 01:26	NP
Surr: Toluene-d8	94.7	80.1-116		%REC	251197	1	11/08/2017 01:26	NP

Qualifiers:

- * Value exceeds maximum contaminant level
- BRL Below reporting limit
- H Holding times for preparation or analysis exceeded
- N Analyte not NELAC certified
- B Analyte detected in the associated method blank
- > Greater than Result value
- E Estimated (value above quantitation range)
- S Spike Recovery outside limits due to matrix
- Narr See case narrative
- NC Not confirmed
- < Less than Result value
- J Estimated value detected below Reporting Limit

Analytical Environmental Services, Inc **Date:** 16-Nov-17

Client:	AMEC Foster Wheeler	**Client Sample ID:**	MW-115
Project Name:	BFEL Atlanta	**Collection Date:**	11/3/2017 12:11:00 PM
Lab ID:	1711387-002	**Matrix:**	Groundwater

Analyses	Result	Reporting Limit	Qual	Units	BatchID	Dilution Factor	Date Analyzed	Analyst
Volatile Organic Compounds by GC/MS SW8260B				**(SW5030B)**				
1,1,1-Trichloroethane	BRL	0.0050		mg/L	251197	1	11/08/2017 02:14	NP
1,1,2,2-Tetrachloroethane	BRL	0.0050		mg/L	251197	1	11/08/2017 02:14	NP
1,1,2-Trichloroethane	BRL	0.0050		mg/L	251197	1	11/08/2017 02:14	NP
1,1-Dichloroethane	BRL	0.0050		mg/L	251197	1	11/08/2017 02:14	NP
1,1-Dichloroethene	BRL	0.0050		mg/L	251197	1	11/08/2017 02:14	NP
1,1-Dichloropropene	BRL	0.0050		mg/L	251197	1	11/08/2017 02:14	NP
1,2,4-Trichlorobenzene	BRL	0.0050		mg/L	251197	1	11/08/2017 02:14	NP
1,2-Dichloroethane	BRL	0.0050		mg/L	251197	1	11/08/2017 02:14	NP
1,2-Dichloropropane	BRL	0.0050		mg/L	251197	1	11/08/2017 02:14	NP
1,4-Dioxane	BRL	0.15		mg/L	251197	1	11/08/2017 02:14	NP
2-Butanone	BRL	0.050		mg/L	251197	1	11/08/2017 02:14	NP
4-Methyl-2-pentanone	BRL	0.010		mg/L	251197	1	11/08/2017 02:14	NP
Acetone	BRL	0.050		mg/L	251197	1	11/08/2017 02:14	NP
Benzene	BRL	0.0050		mg/L	251197	1	11/08/2017 02:14	NP
Carbon disulfide	BRL	0.0050		mg/L	251197	1	11/08/2017 02:14	NP
Carbon tetrachloride	BRL	0.0050		mg/L	251197	1	11/08/2017 02:14	NP
Chlorobenzene	BRL	0.0050		mg/L	251197	1	11/08/2017 02:14	NP
Chloroethane	BRL	0.010		mg/L	251197	1	11/08/2017 02:14	NP
Chloroform	BRL	0.0050		mg/L	251197	1	11/08/2017 02:14	NP
Chloromethane	BRL	0.0050		mg/L	251197	1	11/08/2017 02:14	NP
cis-1,2-Dichloroethene	BRL	0.0050		mg/L	251197	1	11/08/2017 02:14	NP
Cyclohexane	BRL	0.0050		mg/L	251197	1	11/08/2017 02:14	NP
Ethylbenzene	BRL	0.0050		mg/L	251197	1	11/08/2017 02:14	NP
Isobutyl Alcohol	BRL	0.20		mg/L	251197	1	11/08/2017 02:14	NP
Isopropylbenzene	BRL	0.0050		mg/L	251197	1	11/08/2017 02:14	NP
Methylene chloride	BRL	0.0050		mg/L	251197	1	11/08/2017 02:14	NP
Naphthalene	BRL	0.0050		mg/L	251197	1	11/08/2017 02:14	NP
Styrene	BRL	0.0050		mg/L	251197	1	11/08/2017 02:14	NP
Tetrachloroethene	BRL	0.0050		mg/L	251197	1	11/08/2017 02:14	NP
Tetrahydrofuran	BRL	0.010		mg/L	251197	1	11/08/2017 02:14	NP
Toluene	BRL	0.0050		mg/L	251197	1	11/08/2017 02:14	NP
trans-1,2-Dichloroethene	BRL	0.0050		mg/L	251197	1	11/08/2017 02:14	NP
Trichloroethene	BRL	0.0050		mg/L	251197	1	11/08/2017 02:14	NP
Trichlorofluoromethane	BRL	0.0050		mg/L	251197	1	11/08/2017 02:14	NP
Vinyl chloride	BRL	0.0020		mg/L	251197	1	11/08/2017 02:14	NP
Xylenes, Total	BRL	0.0050		mg/L	251197	1	11/08/2017 02:14	NP
Surr: 4-Bromofluorobenzene	82.2	68-127		%REC	251197	1	11/08/2017 02:14	NP
Surr: Dibromofluoromethane	108	84.4-122		%REC	251197	1	11/08/2017 02:14	NP
Surr: Toluene-d8	97	80.1-116		%REC	251197	1	11/08/2017 02:14	NP
Total Metals by ICP/MS SW6020B				**(SW3005A)**				

Qualifiers:

*	Value exceeds maximum contaminant level	E	Estimated (value above quantitation range)
BRL	Below reporting limit	S	Spike Recovery outside limits due to matrix
H	Holding times for preparation or analysis exceeded	Narr	See case narrative
N	Analyte not NELAC certified	NC	Not confirmed
B	Analyte detected in the associated method blank	<	Less than Result value
>	Greater than Result value	J	Estimated value detected below Reporting Limit

Analytical Environmental Services, Inc **Date:** 16-Nov-17

Client:	AMEC Foster Wheeler	**Client Sample ID:**	MW-115
Project Name:	BFEL Atlanta	**Collection Date:**	11/3/2017 12:11:00 PM
Lab ID:	1711387-002	**Matrix:**	Groundwater

Analyses	Result	Reporting Limit	Qual	Units	BatchID	Dilution Factor	Date Analyzed	Analyst
Total Metals by ICP/MS SW6020B				**(SW3005A)**				
Arsenic	BRL	0.00500		mg/L	251173	1	11/10/2017 03:30	TA
Copper	3.40	0.0200		mg/L	251173	10	11/12/2017 21:32	TA
Lead	BRL	0.00100		mg/L	251173	1	11/10/2017 03:30	TA
Zinc	9.31	0.100		mg/L	251173	10	11/12/2017 21:32	TA
ION SCAN SW9056A								
Nitrate	0.66	0.50		mg/L	R356619	2	11/04/2017 11:31	RG
Sulfate	590	20		mg/L	R356619	20	11/04/2017 13:38	RG
Dissolved Metals by ICP/MS SW6020B				**(SW3005A)**				
Arsenic	BRL	0.00500		mg/L	251309	1	11/13/2017 13:04	TA
Copper	1.73	0.00200		mg/L	251309	1	11/13/2017 13:04	TA
Lead	BRL	0.00100		mg/L	251309	1	11/13/2017 13:04	TA
Zinc	8.42	0.100		mg/L	251309	10	11/13/2017 18:46	TA
CHLORINATED PESTICIDES, TCL SW8081B				**(SW3510C)**				
4,4´-DDD	BRL	0.00010		mg/L	251036	1	11/07/2017 23:27	SH
4,4´-DDE	BRL	0.00010		mg/L	251036	1	11/07/2017 23:27	SH
4,4´-DDT	BRL	0.00010		mg/L	251036	1	11/07/2017 23:27	SH
alpha-BHC	0.00033	0.000050		mg/L	251036	1	11/07/2017 23:27	SH
alpha-Chlordane	BRL	0.000050		mg/L	251036	1	11/07/2017 23:27	SH
beta-BHC	0.00038	0.000050		mg/L	251036	1	11/07/2017 23:27	SH
delta-BHC	BRL	0.000050		mg/L	251036	1	11/07/2017 23:27	SH
Dieldrin	BRL	0.00010		mg/L	251036	1	11/07/2017 23:27	SH
gamma-BHC	0.000067	0.000050		mg/L	251036	1	11/07/2017 23:27	SH
gamma-Chlordane	BRL	0.000050		mg/L	251036	1	11/07/2017 23:27	SH
Heptachlor	BRL	0.000050		mg/L	251036	1	11/07/2017 23:27	SH
Methoxychlor	BRL	0.00050		mg/L	251036	1	11/07/2017 23:27	SH
Toxaphene	BRL	0.0030		mg/L	251036	1	11/07/2017 23:27	SH
Surr: Decachlorobiphenyl	63.1	15.4-120		%REC	251036	1	11/07/2017 23:27	SH
Surr: Tetrachloro-m-xylene	68	37-126		%REC	251036	1	11/07/2017 23:27	SH

Qualifiers:

*	Value exceeds maximum contaminant level	E	Estimated (value above quantitation range)
BRL	Below reporting limit	S	Spike Recovery outside limits due to matrix
H	Holding times for preparation or analysis exceeded	Narr	See case narrative
N	Analyte not NELAC certified	NC	Not confirmed
B	Analyte detected in the associated method blank	<	Less than Result value
>	Greater than Result value	J	Estimated value detected below Reporting Limit

Analytical Environmental Services, Inc **Date:** 16-Nov-17

Client:	AMEC Foster Wheeler	**Client Sample ID:**	MW-117
Project Name:	BFEL Atlanta	**Collection Date:**	11/3/2017 1:56:00 PM
Lab ID:	1711387-003	**Matrix:**	Groundwater

Analyses	Result	Reporting Limit	Qual	Units	BatchID	Dilution Factor	Date Analyzed	Analyst
Volatile Organic Compounds by GC/MS SW8260B				**(SW5030B)**				
1,1,1-Trichloroethane	BRL	0.0050		mg/L	251197	1	11/08/2017 02:38	NP
1,1,2,2-Tetrachloroethane	BRL	0.0050		mg/L	251197	1	11/08/2017 02:38	NP
1,1,2-Trichloroethane	BRL	0.0050		mg/L	251197	1	11/08/2017 02:38	NP
1,1-Dichloroethane	BRL	0.0050		mg/L	251197	1	11/08/2017 02:38	NP
1,1-Dichloroethene	BRL	0.0050		mg/L	251197	1	11/08/2017 02:38	NP
1,1-Dichloropropene	BRL	0.0050		mg/L	251197	1	11/08/2017 02:38	NP
1,2,4-Trichlorobenzene	BRL	0.0050		mg/L	251197	1	11/08/2017 02:38	NP
1,2-Dichloroethane	BRL	0.0050		mg/L	251197	1	11/08/2017 02:38	NP
1,2-Dichloropropane	BRL	0.0050		mg/L	251197	1	11/08/2017 02:38	NP
1,4-Dioxane	BRL	0.15		mg/L	251197	1	11/08/2017 02:38	NP
2-Butanone	BRL	0.050		mg/L	251197	1	11/08/2017 02:38	NP
4-Methyl-2-pentanone	BRL	0.010		mg/L	251197	1	11/08/2017 02:38	NP
Acetone	BRL	0.050		mg/L	251197	1	11/08/2017 02:38	NP
Benzene	BRL	0.0050		mg/L	251197	1	11/08/2017 02:38	NP
Carbon disulfide	BRL	0.0050		mg/L	251197	1	11/08/2017 02:38	NP
Carbon tetrachloride	BRL	0.0050		mg/L	251197	1	11/08/2017 02:38	NP
Chlorobenzene	BRL	0.0050		mg/L	251197	1	11/08/2017 02:38	NP
Chloroethane	BRL	0.010		mg/L	251197	1	11/08/2017 02:38	NP
Chloroform	BRL	0.0050		mg/L	251197	1	11/08/2017 02:38	NP
Chloromethane	BRL	0.0050		mg/L	251197	1	11/08/2017 02:38	NP
cis-1,2-Dichloroethene	BRL	0.0050		mg/L	251197	1	11/08/2017 02:38	NP
Cyclohexane	BRL	0.0050		mg/L	251197	1	11/08/2017 02:38	NP
Ethylbenzene	BRL	0.0050		mg/L	251197	1	11/08/2017 02:38	NP
Isobutyl Alcohol	BRL	0.20		mg/L	251197	1	11/08/2017 02:38	NP
Isopropylbenzene	BRL	0.0050		mg/L	251197	1	11/08/2017 02:38	NP
Methylene chloride	BRL	0.0050		mg/L	251197	1	11/08/2017 02:38	NP
Naphthalene	BRL	0.0050		mg/L	251197	1	11/08/2017 02:38	NP
Styrene	BRL	0.0050		mg/L	251197	1	11/08/2017 02:38	NP
Tetrachloroethene	BRL	0.0050		mg/L	251197	1	11/08/2017 02:38	NP
Tetrahydrofuran	BRL	0.010		mg/L	251197	1	11/08/2017 02:38	NP
Toluene	BRL	0.0050		mg/L	251197	1	11/08/2017 02:38	NP
trans-1,2-Dichloroethene	BRL	0.0050		mg/L	251197	1	11/08/2017 02:38	NP
Trichloroethene	BRL	0.0050		mg/L	251197	1	11/08/2017 02:38	NP
Trichlorofluoromethane	BRL	0.0050		mg/L	251197	1	11/08/2017 02:38	NP
Vinyl chloride	BRL	0.0020		mg/L	251197	1	11/08/2017 02:38	NP
Xylenes, Total	BRL	0.0050		mg/L	251197	1	11/08/2017 02:38	NP
Surr: 4-Bromofluorobenzene	82.1	68-127		%REC	251197	1	11/08/2017 02:38	NP
Surr: Dibromofluoromethane	105	84.4-122		%REC	251197	1	11/08/2017 02:38	NP
Surr: Toluene-d8	93.2	80.1-116		%REC	251197	1	11/08/2017 02:38	NP
Total Metals by ICP/MS SW6020B				**(SW3005A)**				

Qualifiers:

*	Value exceeds maximum contaminant level	E	Estimated (value above quantitation range)
BRL	Below reporting limit	S	Spike Recovery outside limits due to matrix
H	Holding times for preparation or analysis exceeded	Narr	See case narrative
N	Analyte not NELAC certified	NC	Not confirmed
B	Analyte detected in the associated method blank	<	Less than Result value
>	Greater than Result value	J	Estimated value detected below Reporting Limit

Analytical Environmental Services, Inc **Date:** 16-Nov-17

Client:	AMEC Foster Wheeler	**Client Sample ID:**	MW-117
Project Name:	BFEL Atlanta	**Collection Date:**	11/3/2017 1:56:00 PM
Lab ID:	1711387-003	**Matrix:**	Groundwater

Analyses	Result	Reporting Limit	Qual	Units	BatchID	Dilution Factor	Date Analyzed	Analyst
Total Metals by ICP/MS SW6020B				**(SW3005A)**				
Arsenic	BRL	0.00500		mg/L	251173	1	11/10/2017 03:32	TA
Copper	0.0347	0.00200		mg/L	251173	1	11/10/2017 03:32	TA
Lead	BRL	0.00100		mg/L	251173	1	11/10/2017 03:32	TA
Zinc	0.900	0.100		mg/L	251173	10	11/12/2017 21:34	TA
ION SCAN SW9056A								
Nitrate	4.1	0.25		mg/L	R356619	1	11/04/2017 11:46	RG
Sulfate	120	10		mg/L	R356619	10	11/04/2017 13:53	RG
Dissolved Metals by ICP/MS SW6020B				**(SW3005A)**				
Arsenic	BRL	0.00500		mg/L	251309	1	11/13/2017 13:13	TA
Copper	0.0259	0.00200		mg/L	251309	1	11/13/2017 13:13	TA
Lead	BRL	0.00100		mg/L	251309	1	11/13/2017 13:13	TA
Zinc	0.830	0.100		mg/L	251309	10	11/13/2017 18:56	TA
CHLORINATED PESTICIDES, TCL SW8081B				**(SW3510C)**				
4,4´-DDD	BRL	0.00010		mg/L	251044	1	11/15/2017 00:05	SH
4,4´-DDE	BRL	0.00010		mg/L	251044	1	11/15/2017 00:05	SH
4,4´-DDT	BRL	0.00010		mg/L	251044	1	11/15/2017 00:05	SH
alpha-BHC	BRL	0.000050		mg/L	251044	1	11/15/2017 00:05	SH
alpha-Chlordane	BRL	0.000050		mg/L	251044	1	11/15/2017 00:05	SH
beta-BHC	BRL	0.000050		mg/L	251044	1	11/15/2017 00:05	SH
delta-BHC	BRL	0.000050		mg/L	251044	1	11/15/2017 00:05	SH
Dieldrin	BRL	0.00010		mg/L	251044	1	11/15/2017 00:05	SH
gamma-BHC	BRL	0.000050		mg/L	251044	1	11/15/2017 00:05	SH
gamma-Chlordane	BRL	0.000050		mg/L	251044	1	11/15/2017 00:05	SH
Heptachlor	BRL	0.000050		mg/L	251044	1	11/15/2017 00:05	SH
Methoxychlor	BRL	0.00050		mg/L	251044	1	11/15/2017 00:05	SH
Toxaphene	BRL	0.0030		mg/L	251044	1	11/15/2017 14:40	SH
Surr: Decachlorobiphenyl	74.7	15.4-120		%REC	251044	1	11/15/2017 00:05	SH
Surr: Tetrachloro-m-xylene	68.5	37-126		%REC	251044	1	11/15/2017 00:05	SH

Qualifiers:

- * Value exceeds maximum contaminant level
- BRL Below reporting limit
- H Holding times for preparation or analysis exceeded
- N Analyte not NELAC certified
- B Analyte detected in the associated method blank
- > Greater than Result value
- E Estimated (value above quantitation range)
- S Spike Recovery outside limits due to matrix
- Narr See case narrative
- NC Not confirmed
- < Less than Result value
- J Estimated value detected below Reporting Limit

Analytical Environmental Services, Inc **Date:** 16-Nov-17

Client:	AMEC Foster Wheeler	**Client Sample ID:**	TW-4
Project Name:	BFEL Atlanta	**Collection Date:**	11/3/2017 11:42:00 AM
Lab ID:	1711387-004	**Matrix:**	Groundwater

Analyses	Result	Reporting Limit	Qual	Units	BatchID	Dilution Factor	Date Analyzed	Analyst
Volatile Organic Compounds by GC/MS SW8260B				**(SW5030B)**				
1,1,1-Trichloroethane	BRL	0.0050		mg/L	251197	1	11/08/2017 03:02	NP
1,1,2,2-Tetrachloroethane	BRL	0.0050		mg/L	251197	1	11/08/2017 03:02	NP
1,1,2-Trichloroethane	BRL	0.0050		mg/L	251197	1	11/08/2017 03:02	NP
1,1-Dichloroethane	BRL	0.0050		mg/L	251197	1	11/08/2017 03:02	NP
1,1-Dichloroethene	BRL	0.0050		mg/L	251197	1	11/08/2017 03:02	NP
1,1-Dichloropropene	BRL	0.0050		mg/L	251197	1	11/08/2017 03:02	NP
1,2,4-Trichlorobenzene	BRL	0.0050		mg/L	251197	1	11/08/2017 03:02	NP
1,2-Dichloroethane	BRL	0.0050		mg/L	251197	1	11/08/2017 03:02	NP
1,2-Dichloropropane	BRL	0.0050		mg/L	251197	1	11/08/2017 03:02	NP
1,4-Dioxane	BRL	0.15		mg/L	251197	1	11/08/2017 03:02	NP
2-Butanone	BRL	0.050		mg/L	251197	1	11/08/2017 03:02	NP
4-Methyl-2-pentanone	BRL	0.010		mg/L	251197	1	11/08/2017 03:02	NP
Acetone	BRL	0.050		mg/L	251197	1	11/08/2017 03:02	NP
Benzene	BRL	0.0050		mg/L	251197	1	11/08/2017 03:02	NP
Carbon disulfide	BRL	0.0050		mg/L	251197	1	11/08/2017 03:02	NP
Carbon tetrachloride	BRL	0.0050		mg/L	251197	1	11/08/2017 03:02	NP
Chlorobenzene	BRL	0.0050		mg/L	251197	1	11/08/2017 03:02	NP
Chloroethane	BRL	0.010		mg/L	251197	1	11/08/2017 03:02	NP
Chloroform	BRL	0.0050		mg/L	251197	1	11/08/2017 03:02	NP
Chloromethane	BRL	0.0050		mg/L	251197	1	11/08/2017 03:02	NP
cis-1,2-Dichloroethene	BRL	0.0050		mg/L	251197	1	11/08/2017 03:02	NP
Cyclohexane	BRL	0.0050		mg/L	251197	1	11/08/2017 03:02	NP
Ethylbenzene	BRL	0.0050		mg/L	251197	1	11/08/2017 03:02	NP
Isobutyl Alcohol	BRL	0.20		mg/L	251197	1	11/08/2017 03:02	NP
Isopropylbenzene	BRL	0.0050		mg/L	251197	1	11/08/2017 03:02	NP
Methylene chloride	BRL	0.0050		mg/L	251197	1	11/08/2017 03:02	NP
Naphthalene	BRL	0.0050		mg/L	251197	1	11/08/2017 03:02	NP
Styrene	BRL	0.0050		mg/L	251197	1	11/08/2017 03:02	NP
Tetrachloroethene	BRL	0.0050		mg/L	251197	1	11/08/2017 03:02	NP
Tetrahydrofuran	BRL	0.010		mg/L	251197	1	11/08/2017 03:02	NP
Toluene	BRL	0.0050		mg/L	251197	1	11/08/2017 03:02	NP
trans-1,2-Dichloroethene	BRL	0.0050		mg/L	251197	1	11/08/2017 03:02	NP
Trichloroethene	BRL	0.0050		mg/L	251197	1	11/08/2017 03:02	NP
Trichlorofluoromethane	BRL	0.0050		mg/L	251197	1	11/08/2017 03:02	NP
Vinyl chloride	BRL	0.0020		mg/L	251197	1	11/08/2017 03:02	NP
Xylenes, Total	BRL	0.0050		mg/L	251197	1	11/08/2017 03:02	NP
Surr: 4-Bromofluorobenzene	84.6	68-127		%REC	251197	1	11/08/2017 03:02	NP
Surr: Dibromofluoromethane	110	84.4-122		%REC	251197	1	11/08/2017 03:02	NP
Surr: Toluene-d8	94.9	80.1-116		%REC	251197	1	11/08/2017 03:02	NP
Total Metals by ICP/MS SW6020B				**(SW3005A)**				

Qualifiers:

*	Value exceeds maximum contaminant level	E	Estimated (value above quantitation range)
BRL	Below reporting limit	S	Spike Recovery outside limits due to matrix
H	Holding times for preparation or analysis exceeded	Narr	See case narrative
N	Analyte not NELAC certified	NC	Not confirmed
B	Analyte detected in the associated method blank	<	Less than Result value
>	Greater than Result value	J	Estimated value detected below Reporting Limit

Analytical Environmental Services, Inc **Date:** 16-Nov-17

Client:	AMEC Foster Wheeler	**Client Sample ID:**	TW-4
Project Name:	BFEL Atlanta	**Collection Date:**	11/3/2017 11:42:00 AM
Lab ID:	1711387-004	**Matrix:**	Groundwater

Analyses	Result	Reporting Limit	Qual	Units	BatchID	Dilution Factor	Date Analyzed	Analyst
Total Metals by ICP/MS SW6020B				**(SW3005A)**				
Arsenic	BRL	0.00500		mg/L	251173	1	11/10/2017 03:33	TA
Copper	0.185	0.00200		mg/L	251173	1	11/10/2017 03:33	TA
Lead	BRL	0.00100		mg/L	251173	1	11/10/2017 03:33	TA
Zinc	0.897	0.100		mg/L	251173	10	11/12/2017 21:36	TA
ION SCAN SW9056A								
Nitrate	1.2	0.25		mg/L	R356619	1	11/04/2017 12:01	RG
Sulfate	120	10		mg/L	R356619	10	11/04/2017 14:08	RG
Dissolved Metals by ICP/MS SW6020B				**(SW3005A)**				
Arsenic	BRL	0.00500		mg/L	251309	1	11/13/2017 13:15	TA
Copper	0.140	0.00200		mg/L	251309	1	11/13/2017 13:15	TA
Lead	BRL	0.00100		mg/L	251309	1	11/13/2017 13:15	TA
Zinc	0.792	0.100		mg/L	251309	10	11/13/2017 19:03	TA
CHLORINATED PESTICIDES, TCL SW8081B				**(SW3510C)**				
4,4´-DDD	BRL	0.00010		mg/L	251044	1	11/15/2017 00:16	SH
4,4´-DDE	BRL	0.00010		mg/L	251044	1	11/15/2017 00:16	SH
4,4´-DDT	BRL	0.00010		mg/L	251044	1	11/15/2017 00:16	SH
alpha-BHC	BRL	0.000050		mg/L	251044	1	11/15/2017 00:16	SH
alpha-Chlordane	BRL	0.000050		mg/L	251044	1	11/15/2017 00:16	SH
beta-BHC	0.0030	0.00050		mg/L	251044	10	11/10/2017 20:51	SH
beta-BHC	0.0030	0.00025		mg/L	251044	5	11/15/2017 15:03	SH
delta-BHC	BRL	0.000050		mg/L	251044	1	11/15/2017 00:16	SH
Dieldrin	BRL	0.00010		mg/L	251044	1	11/15/2017 00:16	SH
gamma-BHC	BRL	0.000050		mg/L	251044	1	11/15/2017 00:16	SH
gamma-Chlordane	BRL	0.000050		mg/L	251044	1	11/15/2017 00:16	SH
Heptachlor	BRL	0.000050		mg/L	251044	1	11/15/2017 00:16	SH
Methoxychlor	BRL	0.00050		mg/L	251044	1	11/15/2017 00:16	SH
Toxaphene	BRL	0.0030		mg/L	251044	1	11/15/2017 14:51	SH
Surr: Decachlorobiphenyl	82.2	15.4-120		%REC	251044	1	11/15/2017 00:16	SH
Surr: Tetrachloro-m-xylene	62.9	37-126		%REC	251044	1	11/15/2017 00:16	SH

Qualifiers:

- * Value exceeds maximum contaminant level
- BRL Below reporting limit
- H Holding times for preparation or analysis exceeded
- N Analyte not NELAC certified
- B Analyte detected in the associated method blank
- > Greater than Result value
- E Estimated (value above quantitation range)
- S Spike Recovery outside limits due to matrix
- Narr See case narrative
- NC Not confirmed
- < Less than Result value
- J Estimated value detected below Reporting Limit

Analytical Environmental Services, Inc **Date:** 16-Nov-17

Client:	AMEC Foster Wheeler	**Client Sample ID:**	TW-5
Project Name:	BFEL Atlanta	**Collection Date:**	11/3/2017 2:13:00 PM
Lab ID:	1711387-005	**Matrix:**	Groundwater

Analyses	Result	Reporting Limit	Qual	Units	BatchID	Dilution Factor	Date Analyzed	Analyst
Volatile Organic Compounds by GC/MS SW8260B				**(SW5030B)**				
1,1,1-Trichloroethane	BRL	0.0050		mg/L	251197	1	11/08/2017 03:27	NP
1,1,2,2-Tetrachloroethane	BRL	0.0050		mg/L	251197	1	11/08/2017 03:27	NP
1,1,2-Trichloroethane	BRL	0.0050		mg/L	251197	1	11/08/2017 03:27	NP
1,1-Dichloroethane	BRL	0.0050		mg/L	251197	1	11/08/2017 03:27	NP
1,1-Dichloroethene	BRL	0.0050		mg/L	251197	1	11/08/2017 03:27	NP
1,1-Dichloropropene	BRL	0.0050		mg/L	251197	1	11/08/2017 03:27	NP
1,2,4-Trichlorobenzene	BRL	0.0050		mg/L	251197	1	11/08/2017 03:27	NP
1,2-Dichloroethane	BRL	0.0050		mg/L	251197	1	11/08/2017 03:27	NP
1,2-Dichloropropane	BRL	0.0050		mg/L	251197	1	11/08/2017 03:27	NP
1,4-Dioxane	BRL	0.15		mg/L	251197	1	11/08/2017 03:27	NP
2-Butanone	BRL	0.050		mg/L	251197	1	11/08/2017 03:27	NP
4-Methyl-2-pentanone	BRL	0.010		mg/L	251197	1	11/08/2017 03:27	NP
Acetone	BRL	0.050		mg/L	251197	1	11/08/2017 03:27	NP
Benzene	BRL	0.0050		mg/L	251197	1	11/08/2017 03:27	NP
Carbon disulfide	BRL	0.0050		mg/L	251197	1	11/08/2017 03:27	NP
Carbon tetrachloride	BRL	0.0050		mg/L	251197	1	11/08/2017 03:27	NP
Chlorobenzene	BRL	0.0050		mg/L	251197	1	11/08/2017 03:27	NP
Chloroethane	BRL	0.010		mg/L	251197	1	11/08/2017 03:27	NP
Chloroform	BRL	0.0050		mg/L	251197	1	11/08/2017 03:27	NP
Chloromethane	BRL	0.0050		mg/L	251197	1	11/08/2017 03:27	NP
cis-1,2-Dichloroethene	BRL	0.0050		mg/L	251197	1	11/08/2017 03:27	NP
Cyclohexane	BRL	0.0050		mg/L	251197	1	11/08/2017 03:27	NP
Ethylbenzene	BRL	0.0050		mg/L	251197	1	11/08/2017 03:27	NP
Isobutyl Alcohol	BRL	0.20		mg/L	251197	1	11/08/2017 03:27	NP
Isopropylbenzene	BRL	0.0050		mg/L	251197	1	11/08/2017 03:27	NP
Methylene chloride	BRL	0.0050		mg/L	251197	1	11/08/2017 03:27	NP
Naphthalene	BRL	0.0050		mg/L	251197	1	11/08/2017 03:27	NP
Styrene	BRL	0.0050		mg/L	251197	1	11/08/2017 03:27	NP
Tetrachloroethene	BRL	0.0050		mg/L	251197	1	11/08/2017 03:27	NP
Tetrahydrofuran	BRL	0.010		mg/L	251197	1	11/08/2017 03:27	NP
Toluene	BRL	0.0050		mg/L	251197	1	11/08/2017 03:27	NP
trans-1,2-Dichloroethene	BRL	0.0050		mg/L	251197	1	11/08/2017 03:27	NP
Trichloroethene	BRL	0.0050		mg/L	251197	1	11/08/2017 03:27	NP
Trichlorofluoromethane	BRL	0.0050		mg/L	251197	1	11/08/2017 03:27	NP
Vinyl chloride	BRL	0.0020		mg/L	251197	1	11/08/2017 03:27	NP
Xylenes, Total	BRL	0.0050		mg/L	251197	1	11/08/2017 03:27	NP
Surr: 4-Bromofluorobenzene	84	68-127		%REC	251197	1	11/08/2017 03:27	NP
Surr: Dibromofluoromethane	103	84.4-122		%REC	251197	1	11/08/2017 03:27	NP
Surr: Toluene-d8	93.7	80.1-116		%REC	251197	1	11/08/2017 03:27	NP
Total Metals by ICP/MS SW6020B				**(SW3005A)**				

Qualifiers:

*	Value exceeds maximum contaminant level	E	Estimated (value above quantitation range)
BRL	Below reporting limit	S	Spike Recovery outside limits due to matrix
H	Holding times for preparation or analysis exceeded	Narr	See case narrative
N	Analyte not NELAC certified	NC	Not confirmed
B	Analyte detected in the associated method blank	<	Less than Result value
>	Greater than Result value	J	Estimated value detected below Reporting Limit

Analytical Environmental Services, Inc **Date:** 16-Nov-17

Client:	AMEC Foster Wheeler	**Client Sample ID:**	TW-5
Project Name:	BFEL Atlanta	**Collection Date:**	11/3/2017 2:13:00 PM
Lab ID:	1711387-005	**Matrix:**	Groundwater

Analyses	Result	Reporting Limit	Qual	Units	BatchID	Dilution Factor	Date Analyzed	Analyst
Total Metals by ICP/MS SW6020B				**(SW3005A)**				
Arsenic	BRL	0.00500		mg/L	251173	1	11/10/2017 03:35	TA
Copper	1.30	0.0200		mg/L	251173	10	11/12/2017 21:38	TA
Lead	BRL	0.00100		mg/L	251173	1	11/10/2017 03:35	TA
Zinc	13.1	0.100		mg/L	251173	10	11/12/2017 21:38	TA
ION SCAN SW9056A								
Nitrate	23	5.0		mg/L	R356619	20	11/04/2017 14:24	RG
Sulfate	480	20		mg/L	R356619	20	11/04/2017 14:24	RG
Dissolved Metals by ICP/MS SW6020B				**(SW3005A)**				
Arsenic	BRL	0.00500		mg/L	251309	1	11/13/2017 13:17	TA
Copper	0.694	0.00200		mg/L	251309	1	11/13/2017 13:17	TA
Lead	BRL	0.00100		mg/L	251309	1	11/13/2017 13:17	TA
Zinc	11.7	0.100		mg/L	251309	10	11/13/2017 19:05	TA
CHLORINATED PESTICIDES, TCL SW8081B				**(SW3510C)**				
4,4´-DDD	BRL	0.00010		mg/L	251044	1	11/15/2017 00:27	SH
4,4´-DDE	BRL	0.00010		mg/L	251044	1	11/15/2017 00:27	SH
4,4´-DDT	BRL	0.00010		mg/L	251044	1	11/15/2017 00:27	SH
alpha-BHC	0.000075	0.000050		mg/L	251044	1	11/15/2017 00:27	SH
alpha-Chlordane	BRL	0.000050		mg/L	251044	1	11/15/2017 00:27	SH
beta-BHC	0.00068	0.000050		mg/L	251044	1	11/15/2017 00:27	SH
delta-BHC	BRL	0.000050		mg/L	251044	1	11/15/2017 00:27	SH
Dieldrin	BRL	0.00010		mg/L	251044	1	11/15/2017 00:27	SH
gamma-BHC	0.000096	0.000050		mg/L	251044	1	11/15/2017 00:27	SH
gamma-Chlordane	BRL	0.000050		mg/L	251044	1	11/15/2017 00:27	SH
Heptachlor	BRL	0.000050		mg/L	251044	1	11/15/2017 00:27	SH
Methoxychlor	BRL	0.00050		mg/L	251044	1	11/15/2017 00:27	SH
Toxaphene	BRL	0.0030		mg/L	251044	1	11/15/2017 15:14	SH
Surr: Decachlorobiphenyl	84.4	15.4-120		%REC	251044	1	11/15/2017 00:27	SH
Surr: Tetrachloro-m-xylene	78	37-126		%REC	251044	1	11/15/2017 00:27	SH

Qualifiers:

- * Value exceeds maximum contaminant level
- BRL Below reporting limit
- H Holding times for preparation or analysis exceeded
- N Analyte not NELAC certified
- B Analyte detected in the associated method blank
- > Greater than Result value
- E Estimated (value above quantitation range)
- S Spike Recovery outside limits due to matrix
- Narr See case narrative
- NC Not confirmed
- < Less than Result value
- J Estimated value detected below Reporting Limit

Analytical Environmental Services, Inc **Date:** 16-Nov-17

Client:	AMEC Foster Wheeler	**Client Sample ID:**	MW-107D
Project Name:	BFEL Atlanta	**Collection Date:**	11/3/2017 3:20:00 PM
Lab ID:	1711387-006	**Matrix:**	Groundwater

Analyses	Result	Reporting Limit	Qual	Units	BatchID	Dilution Factor	Date Analyzed	Analyst
Volatile Organic Compounds by GC/MS SW8260B				**(SW5030B)**				
1,1,1-Trichloroethane	BRL	0.0050		mg/L	251197	1	11/08/2017 03:51	NP
1,1,2,2-Tetrachloroethane	BRL	0.0050		mg/L	251197	1	11/08/2017 03:51	NP
1,1,2-Trichloroethane	BRL	0.0050		mg/L	251197	1	11/08/2017 03:51	NP
1,1-Dichloroethane	BRL	0.0050		mg/L	251197	1	11/08/2017 03:51	NP
1,1-Dichloroethene	BRL	0.0050		mg/L	251197	1	11/08/2017 03:51	NP
1,1-Dichloropropene	BRL	0.0050		mg/L	251197	1	11/08/2017 03:51	NP
1,2,4-Trichlorobenzene	BRL	0.0050		mg/L	251197	1	11/08/2017 03:51	NP
1,2-Dichloroethane	BRL	0.0050		mg/L	251197	1	11/08/2017 03:51	NP
1,2-Dichloropropane	BRL	0.0050		mg/L	251197	1	11/08/2017 03:51	NP
1,4-Dioxane	BRL	0.15		mg/L	251197	1	11/08/2017 03:51	NP
2-Butanone	BRL	0.050		mg/L	251197	1	11/08/2017 03:51	NP
4-Methyl-2-pentanone	BRL	0.010		mg/L	251197	1	11/08/2017 03:51	NP
Acetone	BRL	0.050		mg/L	251197	1	11/08/2017 03:51	NP
Benzene	BRL	0.0050		mg/L	251197	1	11/08/2017 03:51	NP
Carbon disulfide	BRL	0.0050		mg/L	251197	1	11/08/2017 03:51	NP
Carbon tetrachloride	BRL	0.0050		mg/L	251197	1	11/08/2017 03:51	NP
Chlorobenzene	BRL	0.0050		mg/L	251197	1	11/08/2017 03:51	NP
Chloroethane	BRL	0.010		mg/L	251197	1	11/08/2017 03:51	NP
Chloroform	BRL	0.0050		mg/L	251197	1	11/08/2017 03:51	NP
Chloromethane	BRL	0.0050		mg/L	251197	1	11/08/2017 03:51	NP
cis-1,2-Dichloroethene	BRL	0.0050		mg/L	251197	1	11/08/2017 03:51	NP
Cyclohexane	BRL	0.0050		mg/L	251197	1	11/08/2017 03:51	NP
Ethylbenzene	BRL	0.0050		mg/L	251197	1	11/08/2017 03:51	NP
Isobutyl Alcohol	BRL	0.20		mg/L	251197	1	11/08/2017 03:51	NP
Isopropylbenzene	BRL	0.0050		mg/L	251197	1	11/08/2017 03:51	NP
Methylene chloride	BRL	0.0050		mg/L	251197	1	11/08/2017 03:51	NP
Naphthalene	BRL	0.0050		mg/L	251197	1	11/08/2017 03:51	NP
Styrene	BRL	0.0050		mg/L	251197	1	11/08/2017 03:51	NP
Tetrachloroethene	BRL	0.0050		mg/L	251197	1	11/08/2017 03:51	NP
Tetrahydrofuran	BRL	0.010		mg/L	251197	1	11/08/2017 03:51	NP
Toluene	BRL	0.0050		mg/L	251197	1	11/08/2017 03:51	NP
trans-1,2-Dichloroethene	BRL	0.0050		mg/L	251197	1	11/08/2017 03:51	NP
Trichloroethene	BRL	0.0050		mg/L	251197	1	11/08/2017 03:51	NP
Trichlorofluoromethane	BRL	0.0050		mg/L	251197	1	11/08/2017 03:51	NP
Vinyl chloride	BRL	0.0020		mg/L	251197	1	11/08/2017 03:51	NP
Xylenes, Total	BRL	0.0050		mg/L	251197	1	11/08/2017 03:51	NP
Surr: 4-Bromofluorobenzene	85.3	68-127		%REC	251197	1	11/08/2017 03:51	NP
Surr: Dibromofluoromethane	104	84.4-122		%REC	251197	1	11/08/2017 03:51	NP
Surr: Toluene-d8	94	80.1-116		%REC	251197	1	11/08/2017 03:51	NP
Total Metals by ICP/MS SW6020B				**(SW3005A)**				

Qualifiers:

- * Value exceeds maximum contaminant level
- BRL Below reporting limit
- H Holding times for preparation or analysis exceeded
- N Analyte not NELAC certified
- B Analyte detected in the associated method blank
- > Greater than Result value
- E Estimated (value above quantitation range)
- S Spike Recovery outside limits due to matrix
- Narr See case narrative
- NC Not confirmed
- < Less than Result value
- J Estimated value detected below Reporting Limit

Analytical Environmental Services, Inc **Date:** 16-Nov-17

Client:	AMEC Foster Wheeler	**Client Sample ID:**	MW-107D
Project Name:	BFEL Atlanta	**Collection Date:**	11/3/2017 3:20:00 PM
Lab ID:	1711387-006	**Matrix:**	Groundwater

Analyses	Result	Reporting Limit	Qual	Units	BatchID	Dilution Factor	Date Analyzed	Analyst
Total Metals by ICP/MS SW6020B				**(SW3005A)**				
Arsenic	BRL	0.00500		mg/L	251173	1	11/10/2017 03:37	TA
Copper	0.00267	0.00200		mg/L	251173	1	11/10/2017 03:37	TA
Lead	BRL	0.00100		mg/L	251173	1	11/10/2017 03:37	TA
Zinc	0.0125	0.0100		mg/L	251173	1	11/10/2017 03:37	TA
ION SCAN SW9056A								
Nitrate	2.2	0.25		mg/L	R356619	1	11/04/2017 12:31	RG
Sulfate	92	10		mg/L	R356619	10	11/04/2017 15:39	RG
Dissolved Metals by ICP/MS SW6020B				**(SW3005A)**				
Arsenic	BRL	0.00500		mg/L	251309	1	11/13/2017 13:24	TA
Copper	BRL	0.00200		mg/L	251309	1	11/13/2017 13:24	TA
Lead	BRL	0.00100		mg/L	251309	1	11/13/2017 13:24	TA
Zinc	BRL	0.0100		mg/L	251309	1	11/13/2017 13:24	TA
CHLORINATED PESTICIDES, TCL SW8081B				**(SW3510C)**				
4,4´-DDD	BRL	0.00010		mg/L	251044	1	11/14/2017 23:31	SH
4,4´-DDE	BRL	0.00010		mg/L	251044	1	11/14/2017 23:31	SH
4,4´-DDT	BRL	0.00010		mg/L	251044	1	11/14/2017 23:31	SH
alpha-BHC	BRL	0.000050		mg/L	251044	1	11/14/2017 23:31	SH
alpha-Chlordane	BRL	0.000050		mg/L	251044	1	11/14/2017 23:31	SH
beta-BHC	BRL	0.000050		mg/L	251044	1	11/14/2017 23:31	SH
delta-BHC	BRL	0.000050		mg/L	251044	1	11/14/2017 23:31	SH
Dieldrin	BRL	0.00010		mg/L	251044	1	11/14/2017 23:31	SH
gamma-BHC	BRL	0.000050		mg/L	251044	1	11/14/2017 23:31	SH
gamma-Chlordane	BRL	0.000050		mg/L	251044	1	11/14/2017 23:31	SH
Heptachlor	BRL	0.000050		mg/L	251044	1	11/14/2017 23:31	SH
Methoxychlor	BRL	0.00050		mg/L	251044	1	11/14/2017 23:31	SH
Toxaphene	BRL	0.0030		mg/L	251044	1	11/15/2017 15:25	SH
Surr: Decachlorobiphenyl	82.9	15.4-120		%REC	251044	1	11/14/2017 23:31	SH
Surr: Tetrachloro-m-xylene	82.2	37-126		%REC	251044	1	11/14/2017 23:31	SH

Qualifiers:

- * Value exceeds maximum contaminant level
- BRL Below reporting limit
- H Holding times for preparation or analysis exceeded
- N Analyte not NELAC certified
- B Analyte detected in the associated method blank
- > Greater than Result value
- E Estimated (value above quantitation range)
- S Spike Recovery outside limits due to matrix
- Narr See case narrative
- NC Not confirmed
- < Less than Result value
- J Estimated value detected below Reporting Limit

Analytical Environmental Services, Inc **Date:** 16-Nov-17

Client:	AMEC Foster Wheeler	**Client Sample ID:**	MW-105
Project Name:	BFEL Atlanta	**Collection Date:**	11/3/2017 12:10:00 PM
Lab ID:	1711387-007	**Matrix:**	Groundwater

Analyses	Result	Reporting Limit	Qual	Units	BatchID	Dilution Factor	Date Analyzed	Analyst
Total Metals by ICP/MS SW6020B				**(SW3005A)**				
Arsenic	BRL	0.00500		mg/L	251173	1	11/10/2017 03:39	TA
Copper	0.0117	0.00200		mg/L	251173	1	11/10/2017 03:39	TA
Lead	0.00256	0.00100		mg/L	251173	1	11/10/2017 03:39	TA
Zinc	0.0230	0.0100		mg/L	251173	1	11/10/2017 03:39	TA
ION SCAN SW9056A								
Nitrate	0.36	0.25		mg/L	R356619	1	11/04/2017 12:46	RG
Sulfate	180	10		mg/L	R356619	10	11/04/2017 15:54	RG
Dissolved Metals by ICP/MS SW6020B				**(SW3005A)**				
Arsenic	BRL	0.00500		mg/L	251309	1	11/13/2017 13:26	TA
Copper	BRL	0.00200		mg/L	251309	1	11/13/2017 13:26	TA
Lead	BRL	0.00100		mg/L	251309	1	11/13/2017 13:26	TA
Zinc	BRL	0.0100		mg/L	251309	1	11/13/2017 13:26	TA
CHLORINATED PESTICIDES, TCL SW8081B				**(SW3510C)**				
4,4´-DDD	BRL	0.00010		mg/L	251044	1	11/15/2017 00:38	SH
4,4´-DDE	BRL	0.00010		mg/L	251044	1	11/15/2017 00:38	SH
4,4´-DDT	BRL	0.00010		mg/L	251044	1	11/15/2017 00:38	SH
alpha-BHC	BRL	0.000050		mg/L	251044	1	11/15/2017 00:38	SH
alpha-Chlordane	BRL	0.000050		mg/L	251044	1	11/15/2017 00:38	SH
beta-BHC	BRL	0.000050		mg/L	251044	1	11/15/2017 00:38	SH
delta-BHC	BRL	0.000050		mg/L	251044	1	11/15/2017 00:38	SH
Dieldrin	BRL	0.00010		mg/L	251044	1	11/15/2017 00:38	SH
gamma-BHC	BRL	0.000050		mg/L	251044	1	11/15/2017 00:38	SH
gamma-Chlordane	BRL	0.000050		mg/L	251044	1	11/15/2017 00:38	SH
Heptachlor	BRL	0.000050		mg/L	251044	1	11/15/2017 00:38	SH
Methoxychlor	BRL	0.00050		mg/L	251044	1	11/15/2017 00:38	SH
Toxaphene	BRL	0.0050		mg/L	251044	1	11/15/2017 15:36	SH
Surr: Decachlorobiphenyl	67.6	15.4-120		%REC	251044	1	11/15/2017 00:38	SH
Surr: Tetrachloro-m-xylene	76.3	37-126		%REC	251044	1	11/15/2017 00:38	SH

Qualifiers:

- * Value exceeds maximum contaminant level
- BRL Below reporting limit
- H Holding times for preparation or analysis exceeded
- N Analyte not NELAC certified
- B Analyte detected in the associated method blank
- > Greater than Result value
- E Estimated (value above quantitation range)
- S Spike Recovery outside limits due to matrix
- Narr See case narrative
- NC Not confirmed
- < Less than Result value
- J Estimated value detected below Reporting Limit

Analytical Environmental Services, Inc

Date: 16-Nov-17

SUMMARY OF ANALYTES DETECTED

Analyses	Result	Qual	MDL	Reporting Limit	Units	BatchID	Dilution Factor
Client Sample ID: MW-115				**Lab ID:** 1711387-002			
Collection Date: 11/3/2017 12:11:00 PM				**Matrix:** Groundwater			
Total Metals by ICP/MS SW6020B				**(SW3005A)**			
Copper	3.40		0.00126	0.0200	mg/L	251173	10
Zinc	9.31		0.00580	0.100	mg/L	251173	10
ION SCAN SW9056A							
Nitrate	0.66		0.11	0.50	mg/L	R356619	2
Sulfate	590		2.3	20	mg/L	R356619	20
Dissolved Metals by ICP/MS SW6020B				**(SW3005A)**			
Copper	1.73		0.000126	0.00200	mg/L	251309	1
Zinc	8.42		0.00580	0.100	mg/L	251309	10
CHLORINATED PESTICIDES, TCL SW8081B				**(SW3510C)**			
alpha-BHC	0.00033		0.000018	0.000050	mg/L	251036	1
beta-BHC	0.00038		0.000015	0.000050	mg/L	251036	1
gamma-BHC	0.000067		0.000017	0.000050	mg/L	251036	1
Client Sample ID: MW-117				**Lab ID:** 1711387-003			
Collection Date: 11/3/2017 1:56:00 PM				**Matrix:** Groundwater			
Total Metals by ICP/MS SW6020B				**(SW3005A)**			
Copper	0.0347		0.000126	0.00200	mg/L	251173	1
Zinc	0.900		0.00580	0.100	mg/L	251173	10
ION SCAN SW9056A							
Nitrate	4.1		0.055	0.25	mg/L	R356619	1
Sulfate	120		1.2	10	mg/L	R356619	10
Dissolved Metals by ICP/MS SW6020B				**(SW3005A)**			
Copper	0.0259		0.000126	0.00200	mg/L	251309	1
Zinc	0.830		0.00580	0.100	mg/L	251309	10
Client Sample ID: TW-4				**Lab ID:** 1711387-004			
Collection Date: 11/3/2017 11:42:00 AM				**Matrix:** Groundwater			
Total Metals by ICP/MS SW6020B				**(SW3005A)**			
Copper	0.185		0.000126	0.00200	mg/L	251173	1
Zinc	0.897		0.00580	0.100	mg/L	251173	10
ION SCAN SW9056A							
Nitrate	1.2		0.055	0.25	mg/L	R356619	1
Sulfate	120		1.2	10	mg/L	R356619	10
Dissolved Metals by ICP/MS SW6020B				**(SW3005A)**			
Copper	0.140		0.000126	0.00200	mg/L	251309	1
Zinc	0.792		0.00580	0.100	mg/L	251309	10
CHLORINATED PESTICIDES, TCL SW8081B				**(SW3510C)**			
beta-BHC	0.0030		0.00015	0.00050	mg/L	251044	10
beta-BHC	0.0030		0.000077	0.00025	mg/L	251044	5
Client Sample ID: TW-5				**Lab ID:** 1711387-005			
Collection Date: 11/3/2017 2:13:00 PM				**Matrix:** Groundwater			
Total Metals by ICP/MS SW6020B				**(SW3005A)**			
Copper	1.30		0.00126	0.0200	mg/L	251173	10
Zinc	13.1		0.00580	0.100	mg/L	251173	10

Analytical Environmental Services, Inc

Date: 16-Nov-17

SUMMARY OF ANALYTES DETECTED

Analyses	Result	Qual	MDL	Reporting Limit	Units	BatchID	Dilution Factor
Client Sample ID: TW-5				**Lab ID:** 1711387-005			
Collection Date: 11/3/2017 2:13:00 PM				**Matrix:** Groundwater			
ION SCAN SW9056A							
Nitrate	23		1.1	5.0	mg/L	R356619	20
Sulfate	480		2.3	20	mg/L	R356619	20
Dissolved Metals by ICP/MS SW6020B				**(SW3005A)**			
Copper	0.694		0.000126	0.00200	mg/L	251309	1
Zinc	11.7		0.00580	0.100	mg/L	251309	10
CHLORINATED PESTICIDES, TCL SW8081B				**(SW3510C)**			
alpha-BHC	0.000075		0.000018	0.000050	mg/L	251044	1
beta-BHC	0.00068		0.000015	0.000050	mg/L	251044	1
gamma-BHC	0.000096		0.000017	0.000050	mg/L	251044	1
Client Sample ID: MW-107D				**Lab ID:** 1711387-006			
Collection Date: 11/3/2017 3:20:00 PM				**Matrix:** Groundwater			
Total Metals by ICP/MS SW6020B				**(SW3005A)**			
Copper	0.00267		0.000126	0.00200	mg/L	251173	1
Zinc	0.0125		0.000580	0.0100	mg/L	251173	1
ION SCAN SW9056A							
Nitrate	2.2		0.055	0.25	mg/L	R356619	1
Sulfate	92		1.2	10	mg/L	R356619	10
Client Sample ID: MW-105				**Lab ID:** 1711387-007			
Collection Date: 11/3/2017 12:10:00 PM				**Matrix:** Groundwater			
Total Metals by ICP/MS SW6020B				**(SW3005A)**			
Copper	0.0117		0.000126	0.00200	mg/L	251173	1
Lead	0.00256		0.000215	0.00100	mg/L	251173	1
Zinc	0.0230		0.000580	0.0100	mg/L	251173	1
ION SCAN SW9056A							
Nitrate	0.36		0.055	0.25	mg/L	R356619	1
Sulfate	180		1.2	10	mg/L	R356619	10

Qualifiers:

- * Value exceeds maximum contaminant level
- BRL Below reporting limit
- H Holding times for preparation or analysis exceeded
- N Analyte not NELAC certified
- B Analyte detected in the associated method blank
- > Greater than Result value
- E Estimated (value above quantitation range)
- S Spike Recovery outside limits due to matrix
- Narr See case narrative
- NC Not confirmed
- < Less than Result value
- J Estimated value detected below Reporting Limit

Clear | Save as

AES | Analytical Environmental Services, Inc.

SAMPLE/COOLER RECEIPT CHECKLIST

1. Client Name: **AMEC Foster Wheeler** AES Work Order Number: **1710T90**

2. Carrier: FedEx ☐ UPS ☐ USPS ☐ Client ☐ Courier ■ Other _____

		Yes	No	N/A	Details	Comments
3.	Shipping container/cooler received in good condition?	○	○	○	damaged ☐ leaking ☐ other ☐	
4.	Custody seals present on shipping container?	○	○	○		
5.	Custody seals intact on shipping container?	○	○	○		
6.	Temperature blanks present?	○	○	○		
7.	Cooler temperature(s) within limits of 0-6°C? [See item 13 and 14 for temperature recordings.]	○	○	○	Cooling initiated for recently collected samples / ice present ☐	
8.	Chain of Custody (COC) present?	○	○	○		
9.	Chain of Custody signed, dated, and timed when relinquished and received?	○	○	○		
10.	Sampler name and/or signature on COC?	○	○	○		
11.	Were all samples received within holding time?	○	○	○		
12.	TAT marked on the COC?	○	○	○	If no TAT indicated, proceeded with standard TAT per Terms & Conditions. ☐	

13. Cooler 1 Temperature 3.3 °C Cooler 2 Temperature 3.8 °C Cooler 3 Temperature _____ °C Cooler 4 Temperature _____ °C

14. Cooler 5 Temperature _____ °C Cooler 6 Temperature _____ °C Cooler 7 Temperature _____ °C Cooler 8 Temperature _____ °C

15. Comments: _____

I certify that I have completed sections 1-15 (dated initials). MJ 10/31/17

		Yes	No	N/A	Details	Comments
16.	Were sample containers intact upon receipt?	○	○	○		
17.	Custody seals present on sample containers?	○	○	○		
18.	Custody seals intact on sample containers?	○	○	○		
19.	Do sample container labels match the COC?	○	○	○	incomplete info ☐ illegible ☐ no label ☐ other ☐	
20.	Are analyses requested indicated on the COC?	○	○	○		
21.	Were all of the samples listed on the COC received?	○	○	○	samples received but not listed on COC ☐ samples listed on COC not received ☐	
22.	Was the sample collection date/time noted?	○	○	○		
23.	Did we receive sufficient sample volume for indicated analyses?	○	○	○		
24.	Were samples received in appropriate containers?	○	○	○		
25.	Were VOA samples received without headspace (< 1/4" bubble)?	○	○	○		
26.	Were trip blanks submitted?	○	○	○	listed on COC ■ not listed on COC ☐	

27. Comments: _____

I certify that I have completed sections 16-27 (dated initials). MJ 10/31/17

This section only applies to samples where pH can be checked at Sample Receipt.

		Yes	No	N/A	Details	Comments
28.	Have containers needing chemical preservation been checked? *	○	○	○		
29.	Containers meet preservation guidelines?	○	○	○		
30.	Was pH adjusted at Sample Receipt?	○	○	○		

* Note: Certain analyses require chemical preservation but must be checked in the laboratory and not upon Sample Receipt such as Coliforms, VOCs and Oil & Grease/TPH.

I certify that I have completed sections 28-30 (dated initials). MJ 10/31/17

Checklist 6.9.17 Rev 2

Locked

Client: AMEC Foster Wheeler
Project Name: BFEL Atlanta
Workorder: 1711387

ANALYTICAL QC SUMMARY REPORT

BatchID: 251036

Sample ID: **MB-251036**	Client ID:	Units: **mg/L**	Prep Date: **11/06/2017**	Run No: **356565**
SampleType: **MBLK**	TestCode: **CHLORINATED PESTICIDES, TCL SW8081B**	BatchID: **251036**	Analysis Date: **11/07/2017**	Seq No: **7854853**

Analyte	Result	RPT Limit	SPK value	SPK Ref Val	%REC	Low Limit	High Limit	RPD Ref Val	%RPD	RPD Limit	Qual
4,4´-DDD	BRL	0.00010									
4,4´-DDE	BRL	0.00010									
4,4´-DDT	BRL	0.00010									
alpha-BHC	BRL	0.000050									
alpha-Chlordane	BRL	0.000050									
beta-BHC	BRL	0.000050									
delta-BHC	BRL	0.000050									
Dieldrin	BRL	0.00010									
gamma-BHC	BRL	0.000050									
gamma-Chlordane	BRL	0.000050									
Heptachlor	BRL	0.000050									
Methoxychlor	BRL	0.00050									
Toxaphene	BRL	0.0050									
Surr: Decachlorobiphenyl	0.000280	0	0.0005		56.1	15.4	120				
Surr: Tetrachloro-m-xylene	0.000332	0	0.0005		66.3	37	126				

Sample ID: **LCS-251036**	Client ID:	Units: **mg/L**	Prep Date: **11/06/2017**	Run No: **356565**
SampleType: **LCS**	TestCode: **CHLORINATED PESTICIDES, TCL SW8081B**	BatchID: **251036**	Analysis Date: **11/07/2017**	Seq No: **7854854**

Analyte	Result	RPT Limit	SPK value	SPK Ref Val	%REC	Low Limit	High Limit	RPD Ref Val	%RPD	RPD Limit	Qual
4,4´-DDT	0.001045	0.00010	0.0010		104	61.9	135				
Dieldrin	0.000984	0.00010	0.0010		98.4	70.3	126				
gamma-BHC	0.000973	0.000050	0.0010		97.3	70.9	129				
Heptachlor	0.001043	0.000050	0.0010		104	63.5	128				
Surr: Decachlorobiphenyl	0.000367	0	0.0005		73.4	15.4	120				
Surr: Tetrachloro-m-xylene	0.000390	0	0.0005		78.0	37	126				

Qualifiers:

>	Greater than Result value	<	Less than Result value	B	Analyte detected in the associated method blank
BRL	Below reporting limit	E	Estimated (value above quantitation range)	H	Holding times for preparation or analysis exceeded
J	Estimated value detected below Reporting Limit	N	Analyte not NELAC certified	R	RPD outside limits due to matrix
Rpt Lim	Reporting Limit	S	Spike Recovery outside limits due to matrix		

Client: AMEC Foster Wheeler
Project Name: BFEL Atlanta
Workorder: 1711387

ANALYTICAL QC SUMMARY REPORT

BatchID: 251036

Sample ID: **1711401-022BMS**	Client ID:				Units: **mg/L**		Prep Date: **11/06/2017**		Run No: **356565**	
SampleType: **MS**	TestCode: **CHLORINATED PESTICIDES, TCL SW8081B**				BatchID: **251036**		Analysis Date: **11/08/2017**		Seq No: **7854866**	
Analyte	Result	RPT Limit	SPK value	SPK Ref Val	%REC	Low Limit	High Limit	RPD Ref Val	%RPD	RPD Limit	Qual
4,4´-DDT	0.000864	0.00010	0.0010		86.4	43.2	136				
Dieldrin	0.000860	0.00010	0.0010		86.0	44	139				
gamma-BHC	0.000863	0.000050	0.0010		86.3	53.8	141				
Heptachlor	0.000954	0.000050	0.0010		95.4	34.3	144				
Surr: Decachlorobiphenyl	0.000244	0	0.0005		48.8	15.4	120				
Surr: Tetrachloro-m-xylene	0.000335	0	0.0005		67.0	37	126				

Sample ID: **1711401-022BMSD**	Client ID:				Units: **mg/L**		Prep Date: **11/06/2017**		Run No: **356565**	
SampleType: **MSD**	TestCode: **CHLORINATED PESTICIDES, TCL SW8081B**				BatchID: **251036**		Analysis Date: **11/08/2017**		Seq No: **7854867**	
Analyte	Result	RPT Limit	SPK value	SPK Ref Val	%REC	Low Limit	High Limit	RPD Ref Val	%RPD	RPD Limit	Qual
4,4´-DDT	0.000929	0.00010	0.0010		92.9	43.2	136	0.0008644	7.21	21.1	
Dieldrin	0.000871	0.00010	0.0010		87.1	44	139	0.0008600	1.30	20	
gamma-BHC	0.000898	0.000050	0.0010		89.8	53.8	141	0.0008632	3.96	20	
Heptachlor	0.000937	0.000050	0.0010		93.7	34.3	144	0.0009540	1.85	24.4	
Surr: Decachlorobiphenyl	0.000309	0	0.0005		61.9	15.4	120	0.0002438	0	0	
Surr: Tetrachloro-m-xylene	0.000343	0	0.0005		68.5	37	126	0.0003352	0	0	

Qualifiers:

>	Greater than Result value	<	Less than Result value	B	Analyte detected in the associated method blank
BRL	Below reporting limit	E	Estimated (value above quantitation range)	H	Holding times for preparation or analysis exceeded
J	Estimated value detected below Reporting Limit	N	Analyte not NELAC certified	R	RPD outside limits due to matrix
Rpt Lim	Reporting Limit	S	Spike Recovery outside limits due to matrix		

Client: AMEC Foster Wheeler
Project Name: BFEL Atlanta
Workorder: 1711387

ANALYTICAL QC SUMMARY REPORT

BatchID: 251044

Sample ID: **MB-251044** Client ID: Units: **mg/L** Prep Date: **11/06/2017** Run No: **356841**
SampleType: **MBLK** TestCode: **CHLORINATED PESTICIDES, TCL SW8081B** BatchID: **251044** Analysis Date: **11/13/2017** Seq No: **7861958**

Analyte	Result	RPT Limit	SPK value	SPK Ref Val	%REC	Low Limit	High Limit	RPD Ref Val	%RPD	RPD Limit	Qual
4,4´-DDD	BRL	0.00010									
4,4´-DDE	BRL	0.00010									
4,4´-DDT	BRL	0.00010									
alpha-BHC	BRL	0.000050									
alpha-Chlordane	BRL	0.000050									
beta-BHC	BRL	0.000050									
Dieldrin	BRL	0.00010									
gamma-BHC	BRL	0.000050									
gamma-Chlordane	BRL	0.000050									
Heptachlor	BRL	0.000050									
Methoxychlor	BRL	0.00050									
Toxaphene	BRL	0.0050									
Surr: Decachlorobiphenyl	0.000306	0	0.0005		61.2	15.4	120				
Surr: Tetrachloro-m-xylene	0.000402	0	0.0005		80.4	37	126				

Sample ID: **MB-251044** Client ID: Units: **mg/L** Prep Date: **11/06/2017** Run No: **356853**
SampleType: **MBLK** TestCode: **CHLORINATED PESTICIDES, TCL SW8081B** BatchID: **251044** Analysis Date: **11/14/2017** Seq No: **7864326**

Analyte	Result	RPT Limit	SPK value	SPK Ref Val	%REC	Low Limit	High Limit	RPD Ref Val	%RPD	RPD Limit	Qual
delta-BHC	BRL	0.000050									

Sample ID: **LCS-251044** Client ID: Units: **mg/L** Prep Date: **11/06/2017** Run No: **356853**
SampleType: **LCS** TestCode: **CHLORINATED PESTICIDES, TCL SW8081B** BatchID: **251044** Analysis Date: **11/14/2017** Seq No: **7864327**

Analyte	Result	RPT Limit	SPK value	SPK Ref Val	%REC	Low Limit	High Limit	RPD Ref Val	%RPD	RPD Limit	Qual
4,4´-DDT	0.000558	0.00010	0.0005		112	61.9	135				
Dieldrin	0.000513	0.00010	0.0005		103	70.3	126				
gamma-BHC	0.000511	0.000050	0.0005		102	70.9	129				

Qualifiers:
> Greater than Result value
< Less than Result value
B Analyte detected in the associated method blank
BRL Below reporting limit
E Estimated (value above quantitation range)
H Holding times for preparation or analysis exceeded
J Estimated value detected below Reporting Limit
N Analyte not NELAC certified
R RPD outside limits due to matrix
Rpt Lim Reporting Limit
S Spike Recovery outside limits due to matrix

Client: AMEC Foster Wheeler
Project Name: BFEL Atlanta
Workorder: 1711387

ANALYTICAL QC SUMMARY REPORT

BatchID: 251044

Sample ID: **LCS-251044**	Client ID:			Units: **mg/L**		Prep Date: **11/06/2017**		Run No: **356853**	
SampleType: **LCS**	TestCode: **CHLORINATED PESTICIDES, TCL SW8081B**			BatchID: **251044**		Analysis Date: **11/14/2017**		Seq No: **7864327**	
Analyte	Result	RPT Limit	SPK value	SPK Ref Val	%REC	Low Limit	High Limit	RPD Ref Val	%RPD	RPD Limit	Qual
Heptachlor	0.000474	0.000050	0.0005		94.7	63.5	128				
Surr: Decachlorobiphenyl	0.000249	0	0.0005		49.9	15.4	120				
Surr: Tetrachloro-m-xylene	0.000401	0	0.0005		80.2	37	126				

Sample ID: **1711387-006DMS**	Client ID: **MW-107D**			Units: **mg/L**		Prep Date: **11/06/2017**		Run No: **356853**	
SampleType: **MS**	TestCode: **CHLORINATED PESTICIDES, TCL SW8081B**			BatchID: **251044**		Analysis Date: **11/14/2017**		Seq No: **7864329**	
Analyte	Result	RPT Limit	SPK value	SPK Ref Val	%REC	Low Limit	High Limit	RPD Ref Val	%RPD	RPD Limit	Qual
4,4´-DDT	0.001091	0.00010	0.0010		109	43.2	136				
Dieldrin	0.000946	0.00010	0.0010		94.6	44	139				
gamma-BHC	0.000963	0.000050	0.0010		96.3	53.8	141				
Heptachlor	0.001023	0.000050	0.0010		102	34.3	144				
Surr: Decachlorobiphenyl	0.000404	0	0.0005		80.7	15.4	120				
Surr: Tetrachloro-m-xylene	0.000374	0	0.0005		74.8	37	126				

Sample ID: **1711387-006DMSD**	Client ID: **MW-107D**			Units: **mg/L**		Prep Date: **11/06/2017**		Run No: **356853**	
SampleType: **MSD**	TestCode: **CHLORINATED PESTICIDES, TCL SW8081B**			BatchID: **251044**		Analysis Date: **11/14/2017**		Seq No: **7864330**	
Analyte	Result	RPT Limit	SPK value	SPK Ref Val	%REC	Low Limit	High Limit	RPD Ref Val	%RPD	RPD Limit	Qual
4,4´-DDT	0.001136	0.00010	0.0010		114	43.2	136	0.001091	4.10	21.1	
Dieldrin	0.000966	0.00010	0.0010		96.6	44	139	0.0009463	2.08	20	
gamma-BHC	0.000924	0.000050	0.0010		92.4	53.8	141	0.0009633	4.15	20	
Heptachlor	0.000951	0.000050	0.0010		95.1	34.3	144	0.001023	7.32	24.4	
Surr: Decachlorobiphenyl	0.000434	0	0.0005		86.8	15.4	120	0.0004036	0	0	
Surr: Tetrachloro-m-xylene	0.000353	0	0.0005		70.6	37	126	0.0003740	0	0	

Qualifiers:

>	Greater than Result value	<	Less than Result value	B	Analyte detected in the associated method blank
BRL	Below reporting limit	E	Estimated (value above quantitation range)	H	Holding times for preparation or analysis exceeded
J	Estimated value detected below Reporting Limit	N	Analyte not NELAC certified	R	RPD outside limits due to matrix
Rpt Lim	Reporting Limit	S	Spike Recovery outside limits due to matrix		

Client: AMEC Foster Wheeler
Project Name: BFEL Atlanta
Workorder: 1711387

ANALYTICAL QC SUMMARY REPORT

BatchID: 251173

Sample ID: **MB-251173** Client ID: Units: **mg/L** Prep Date: **11/07/2017** Run No: **356628**
SampleType: **MBLK** TestCode: **Total Metals by ICP/MS SW6020B** BatchID: **251173** Analysis Date: **11/10/2017** Seq No: **7856655**

Analyte	Result	RPT Limit	SPK value	SPK Ref Val	%REC	Low Limit	High Limit	RPD Ref Val	%RPD	RPD Limit	Qual
Arsenic	BRL	0.00500									
Copper	BRL	0.00200									
Lead	BRL	0.00100									
Zinc	BRL	0.0100									

Sample ID: **LCS-251173** Client ID: Units: **mg/L** Prep Date: **11/07/2017** Run No: **356628**
SampleType: **LCS** TestCode: **Total Metals by ICP/MS SW6020B** BatchID: **251173** Analysis Date: **11/10/2017** Seq No: **7856656**

Analyte	Result	RPT Limit	SPK value	SPK Ref Val	%REC	Low Limit	High Limit	RPD Ref Val	%RPD	RPD Limit	Qual
Arsenic	0.1102	0.00500	0.1000		110	80	120				
Copper	0.1088	0.00200	0.1000	0.0007206	108	80	120				
Lead	0.09679	0.00100	0.1000		96.8	80	120				
Zinc	0.1090	0.0100	0.1000	0.002860	106	80	120				

Sample ID: **1711363-033AMS** Client ID: Units: **mg/L** Prep Date: **11/07/2017** Run No: **356628**
SampleType: **MS** TestCode: **Total Metals by ICP/MS SW6020B** BatchID: **251173** Analysis Date: **11/10/2017** Seq No: **7856660**

Analyte	Result	RPT Limit	SPK value	SPK Ref Val	%REC	Low Limit	High Limit	RPD Ref Val	%RPD	RPD Limit	Qual
Arsenic	0.1102	0.00500	0.1000		110	75	125				
Copper	0.1172	0.00200	0.1000	0.006730	110	75	125				
Lead	0.09859	0.00100	0.1000		98.6	75	125				
Zinc	0.1139	0.0100	0.1000	0.004006	110	75	125				

Sample ID: **1711363-033AMSD** Client ID: Units: **mg/L** Prep Date: **11/07/2017** Run No: **356628**
SampleType: **MSD** TestCode: **Total Metals by ICP/MS SW6020B** BatchID: **251173** Analysis Date: **11/10/2017** Seq No: **7856661**

Analyte	Result	RPT Limit	SPK value	SPK Ref Val	%REC	Low Limit	High Limit	RPD Ref Val	%RPD	RPD Limit	Qual
Arsenic	0.1097	0.00500	0.1000		110	75	125	0.1102	0.446	20	

Qualifiers:

>	Greater than Result value	<	Less than Result value	B	Analyte detected in the associated method blank
BRL	Below reporting limit	E	Estimated (value above quantitation range)	H	Holding times for preparation or analysis exceeded
J	Estimated value detected below Reporting Limit	N	Analyte not NELAC certified	R	RPD outside limits due to matrix
Rpt Lim	Reporting Limit	S	Spike Recovery outside limits due to matrix		

Client: AMEC Foster Wheeler
Project Name: BFEL Atlanta
Workorder: 1711387

ANALYTICAL QC SUMMARY REPORT

BatchID: 251173

Sample ID: **1711363-033AMSD** Client ID:
SampleType: **MSD** TestCode: **Total Metals by ICP/MS SW6020B**
Units: **mg/L** Prep Date: **11/07/2017** Run No: **356628**
BatchID: **251173** Analysis Date: **11/10/2017** Seq No: **7856661**

Analyte	Result	RPT Limit	SPK value	SPK Ref Val	%REC	Low Limit	High Limit	RPD Ref Val	%RPD	RPD Limit	Qual
Copper	0.1138	0.00200	0.1000	0.006730	107	75	125	0.1172	2.96	20	
Lead	0.09709	0.00100	0.1000		97.1	75	125	0.09859	1.54	20	
Zinc	0.1140	0.0100	0.1000	0.004006	110	75	125	0.1139	0.077	20	

Qualifiers:

>	Greater than Result value	<	Less than Result value	B	Analyte detected in the associated method blank
BRL	Below reporting limit	E	Estimated (value above quantitation range)	H	Holding times for preparation or analysis exceeded
J	Estimated value detected below Reporting Limit	N	Analyte not NELAC certified	R	RPD outside limits due to matrix
Rpt Lim	Reporting Limit	S	Spike Recovery outside limits due to matrix		

Client: AMEC Foster Wheeler
Project Name: BFEL Atlanta
Workorder: 1711387

ANALYTICAL QC SUMMARY REPORT

BatchID: 251197

Sample ID: **MB-251197** Client ID: Units: **mg/L** Prep Date: **11/08/2017** Run No: **356312**
SampleType: **MBLK** TestCode: **Volatile Organic Compounds by GC/MS SW8260B** BatchID: **251197** Analysis Date: **11/08/2017** Seq No: **7847993**

Analyte	Result	RPT Limit	SPK value	SPK Ref Val	%REC	Low Limit	High Limit	RPD Ref Val	%RPD	RPD Limit	Qual
1,1,1-Trichloroethane	BRL	0.0050									
1,1,2,2-Tetrachloroethane	BRL	0.0050									
1,1,2-Trichloroethane	BRL	0.0050									
1,1-Dichloroethane	BRL	0.0050									
1,1-Dichloroethene	BRL	0.0050									
1,1-Dichloropropene	BRL	0.0050									
1,2,4-Trichlorobenzene	BRL	0.0050									
1,2-Dichloroethane	BRL	0.0050									
1,2-Dichloropropane	BRL	0.0050									
1,4-Dioxane	BRL	0.15									
2-Butanone	BRL	0.050									
4-Methyl-2-pentanone	BRL	0.010									
Acetone	BRL	0.050									
Benzene	BRL	0.0050									
Carbon disulfide	BRL	0.0050									
Carbon tetrachloride	BRL	0.0050									
Chlorobenzene	BRL	0.0050									
Chloroethane	BRL	0.010									
Chloroform	BRL	0.0050									
Chloromethane	BRL	0.010									
cis-1,2-Dichloroethene	BRL	0.0050									
Cyclohexane	BRL	0.0050									
Ethylbenzene	BRL	0.0050									
Isobutyl Alcohol	BRL	0.20									
Isopropylbenzene	BRL	0.0050									
Methylene chloride	BRL	0.0050									
Naphthalene	BRL	0.0050									

Qualifiers:

>	Greater than Result value	<	Less than Result value	B	Analyte detected in the associated method blank
BRL	Below reporting limit	E	Estimated (value above quantitation range)	H	Holding times for preparation or analysis exceeded
J	Estimated value detected below Reporting Limit	N	Analyte not NELAC certified	R	RPD outside limits due to matrix
Rpt Lim	Reporting Limit	S	Spike Recovery outside limits due to matrix		

Client: AMEC Foster Wheeler
Project Name: BFEL Atlanta
Workorder: 1711387

ANALYTICAL QC SUMMARY REPORT

BatchID: 251197

Sample ID: **MB-251197**	Client ID:		Units: **mg/L**	Prep Date: **11/08/2017**	Run No: **356312**
SampleType: **MBLK**	TestCode: **Volatile Organic Compounds by GC/MS SW8260B**		BatchID: **251197**	Analysis Date: **11/08/2017**	Seq No: **7847993**

Analyte	Result	RPT Limit	SPK value	SPK Ref Val	%REC	Low Limit	High Limit	RPD Ref Val	%RPD	RPD Limit	Qual
Styrene	BRL	0.0050									
Tetrachloroethene	BRL	0.0050									
Tetrahydrofuran	BRL	0.010									
Toluene	BRL	0.0050									
trans-1,2-Dichloroethene	BRL	0.0050									
Trichloroethene	BRL	0.0050									
Trichlorofluoromethane	BRL	0.0050									
Vinyl chloride	BRL	0.0020									
Xylenes, Total	BRL	0.0050									
Surr: 4-Bromofluorobenzene	0.04283	0	0.0500		85.7	68	127				
Surr: Dibromofluoromethane	0.05263	0	0.0500		105	84.4	122				
Surr: Toluene-d8	0.04577	0	0.0500		91.5	80.1	116				

Sample ID: **LCS-251197**	Client ID:		Units: **mg/L**	Prep Date: **11/08/2017**	Run No: **356312**
SampleType: **LCS**	TestCode: **Volatile Organic Compounds by GC/MS SW8260B**		BatchID: **251197**	Analysis Date: **11/08/2017**	Seq No: **7847992**

Analyte	Result	RPT Limit	SPK value	SPK Ref Val	%REC	Low Limit	High Limit	RPD Ref Val	%RPD	RPD Limit	Qual
1,1-Dichloroethene	0.04437	0.0050	0.0500		88.7	69	136				
Benzene	0.04777	0.0050	0.0500		95.5	73.7	126				
Chlorobenzene	0.04843	0.0050	0.0500		96.9	73.5	124				
Toluene	0.04849	0.0050	0.0500		97.0	76.8	125				
Trichloroethene	0.04569	0.0050	0.0500		91.4	70.9	124				
Surr: 4-Bromofluorobenzene	0.04173	0	0.0500		83.5	68	127				
Surr: Dibromofluoromethane	0.04743	0	0.0500		94.9	84.4	122				
Surr: Toluene-d8	0.04504	0	0.0500		90.1	80.1	116				

Qualifiers:

>	Greater than Result value	<	Less than Result value	B	Analyte detected in the associated method blank
BRL	Below reporting limit	E	Estimated (value above quantitation range)	H	Holding times for preparation or analysis exceeded
J	Estimated value detected below Reporting Limit	N	Analyte not NELAC certified	R	RPD outside limits due to matrix
Rpt Lim	Reporting Limit	S	Spike Recovery outside limits due to matrix		

Client: AMEC Foster Wheeler
Project Name: BFEL Atlanta
Workorder: 1711387

ANALYTICAL QC SUMMARY REPORT

BatchID: 251197

Sample ID: **1711501-008AMS**	Client ID:		Units: **mg/L**	Prep Date: **11/08/2017**	Run No: **356312**
SampleType: **MS**	TestCode: **Volatile Organic Compounds by GC/MS SW8260B**		BatchID: **251197**	Analysis Date: **11/08/2017**	Seq No: **7848022**

Analyte	Result	RPT Limit	SPK value	SPK Ref Val	%REC	Low Limit	High Limit	RPD Ref Val	%RPD	RPD Limit	Qual
1,1-Dichloroethene	0.05251	0.0050	0.0500		105	65.7	143				
Benzene	0.04980	0.0050	0.0500		99.6	66.1	137				
Chlorobenzene	0.05149	0.0050	0.0500		103	70.9	132				
Toluene	0.05267	0.0050	0.0500		105	63.8	141				
Trichloroethene	0.05068	0.0050	0.0500		101	70.6	128				
Surr: 4-Bromofluorobenzene	0.04117	0	0.0500		82.3	68	127				
Surr: Dibromofluoromethane	0.05110	0	0.0500		102	84.4	122				
Surr: Toluene-d8	0.04620	0	0.0500		92.4	80.1	116				

Sample ID: **1711501-008AMSD**	Client ID:		Units: **mg/L**	Prep Date: **11/08/2017**	Run No: **356312**
SampleType: **MSD**	TestCode: **Volatile Organic Compounds by GC/MS SW8260B**		BatchID: **251197**	Analysis Date: **11/08/2017**	Seq No: **7848023**

Analyte	Result	RPT Limit	SPK value	SPK Ref Val	%REC	Low Limit	High Limit	RPD Ref Val	%RPD	RPD Limit	Qual
1,1-Dichloroethene	0.04769	0.0050	0.0500		95.4	65.7	143	0.05251	9.62	17.7	
Benzene	0.04900	0.0050	0.0500		98.0	66.1	137	0.04980	1.62	20	
Chlorobenzene	0.05124	0.0050	0.0500		102	70.9	132	0.05149	0.487	20	
Toluene	0.05155	0.0050	0.0500		103	63.8	141	0.05267	2.15	20	
Trichloroethene	0.04850	0.0050	0.0500		97.0	70.6	128	0.05068	4.40	20	
Surr: 4-Bromofluorobenzene	0.04149	0	0.0500		83.0	68	127	0.04117	0	0	
Surr: Dibromofluoromethane	0.05164	0	0.0500		103	84.4	122	0.05110	0	0	
Surr: Toluene-d8	0.04682	0	0.0500		93.6	80.1	116	0.04620	0	0	

Qualifiers:

>	Greater than Result value	<	Less than Result value	B	Analyte detected in the associated method blank
BRL	Below reporting limit	E	Estimated (value above quantitation range)	H	Holding times for preparation or analysis exceeded
J	Estimated value detected below Reporting Limit	N	Analyte not NELAC certified	R	RPD outside limits due to matrix
Rpt Lim	Reporting Limit	S	Spike Recovery outside limits due to matrix		

Client: AMEC Foster Wheeler
Project Name: BFEL Atlanta
Workorder: 1711387

ANALYTICAL QC SUMMARY REPORT

BatchID: 251309

Sample ID: **MB-251309**	Client ID:			Units: **mg/L**	Prep Date: **11/09/2017**	Run No: **356737**
SampleType: **MBLK**	TestCode: **Dissolved Metals by ICP/MS SW6020B**			BatchID: **251309**	Analysis Date: **11/13/2017**	Seq No: **7859545**

Analyte	Result	RPT Limit	SPK value	SPK Ref Val	%REC	Low Limit	High Limit	RPD Ref Val	%RPD	RPD Limit	Qual
Arsenic	BRL	0.00500									
Copper	BRL	0.00200									
Lead	BRL	0.00100									
Zinc	BRL	0.0100									

Sample ID: **LCS-251309**	Client ID:			Units: **mg/L**	Prep Date: **11/09/2017**	Run No: **356737**
SampleType: **LCS**	TestCode: **Dissolved Metals by ICP/MS SW6020B**			BatchID: **251309**	Analysis Date: **11/13/2017**	Seq No: **7859546**

Analyte	Result	RPT Limit	SPK value	SPK Ref Val	%REC	Low Limit	High Limit	RPD Ref Val	%RPD	RPD Limit	Qual
Arsenic	0.1057	0.00500	0.1000	0.0003375	105	80	120				
Copper	0.1031	0.00200	0.1000	0.0002122	103	80	120				
Lead	0.09571	0.00100	0.1000		95.7	80	120				
Zinc	0.1091	0.0100	0.1000	0.001986	107	80	120				

Sample ID: **1711387-002CMS**	Client ID: **MW-115**			Units: **mg/L**	Prep Date: **11/09/2017**	Run No: **356737**
SampleType: **MS**	TestCode: **Dissolved Metals by ICP/MS SW6020B**			BatchID: **251309**	Analysis Date: **11/13/2017**	Seq No: **7859548**

Analyte	Result	RPT Limit	SPK value	SPK Ref Val	%REC	Low Limit	High Limit	RPD Ref Val	%RPD	RPD Limit	Qual
Lead	0.08456	0.00100	0.1000	0.0005110	84.0	75	125				

Sample ID: **1711387-002CMS**	Client ID: **MW-115**			Units: **mg/L**	Prep Date: **11/09/2017**	Run No: **356737**
SampleType: **MS**	TestCode: **Dissolved Metals by ICP/MS SW6020B**			BatchID: **251309**	Analysis Date: **11/13/2017**	Seq No: **7862836**

Analyte	Result	RPT Limit	SPK value	SPK Ref Val	%REC	Low Limit	High Limit	RPD Ref Val	%RPD	RPD Limit	Qual
Arsenic	0.09135	0.0500	0.1000		91.4	75	125				
Copper	3.173	0.0200	0.1000	3.098	75.1	75	125				
Zinc	8.450	0.100	0.1000	8.423	27.1	75	125				S

Qualifiers:

>	Greater than Result value	<	Less than Result value	B	Analyte detected in the associated method blank
BRL	Below reporting limit	E	Estimated (value above quantitation range)	H	Holding times for preparation or analysis exceeded
J	Estimated value detected below Reporting Limit	N	Analyte not NELAC certified	R	RPD outside limits due to matrix
Rpt Lim	Reporting Limit	S	Spike Recovery outside limits due to matrix		

Client: AMEC Foster Wheeler
Project Name: BFEL Atlanta
Workorder: 1711387

ANALYTICAL QC SUMMARY REPORT

BatchID: 251309

Sample ID: **1711387-002CMSD**	Client ID: **MW-115**	Units: **mg/L**	Prep Date: **11/09/2017**	Run No: **356737**
SampleType: **MSD**	TestCode: **Dissolved Metals by ICP/MS SW6020B**	BatchID: **251309**	Analysis Date: **11/13/2017**	Seq No: **7859549**

Analyte	Result	RPT Limit	SPK value	SPK Ref Val	%REC	Low Limit	High Limit	RPD Ref Val	%RPD	RPD Limit	Qual
Lead	0.08460	0.00100	0.1000	0.0005110	84.1	75	125	0.08456	0.046	20	

Sample ID: **1711387-002CMSD**	Client ID: **MW-115**	Units: **mg/L**	Prep Date: **11/09/2017**	Run No: **356737**
SampleType: **MSD**	TestCode: **Dissolved Metals by ICP/MS SW6020B**	BatchID: **251309**	Analysis Date: **11/13/2017**	Seq No: **7862837**

Analyte	Result	RPT Limit	SPK value	SPK Ref Val	%REC	Low Limit	High Limit	RPD Ref Val	%RPD	RPD Limit	Qual
Arsenic	0.09258	0.0500	0.1000		92.6	75	125	0.09135	1.33	20	
Copper	3.240	0.0200	0.1000	3.098	142	75	125	3.173	2.08	20	S
Zinc	8.547	0.100	0.1000	8.423	124	75	125	8.450	1.14	20	

Qualifiers:

>	Greater than Result value	<	Less than Result value	B	Analyte detected in the associated method blank
BRL	Below reporting limit	E	Estimated (value above quantitation range)	H	Holding times for preparation or analysis exceeded
J	Estimated value detected below Reporting Limit	N	Analyte not NELAC certified	R	RPD outside limits due to matrix
Rpt Lim	Reporting Limit	S	Spike Recovery outside limits due to matrix		

Client: AMEC Foster Wheeler
Project Name: BFEL Atlanta
Workorder: 1711387

ANALYTICAL QC SUMMARY REPORT

BatchID: R356619

Sample ID: **MBLK-R356619**	Client ID:			Units: **mg/L**	Prep Date:		Run No: **356619**
SampleType: **MBLK**	TestCode: **ION SCAN SW9056A**			BatchID: **R356619**	Analysis Date: **11/04/2017**		Seq No: **7856277**

Analyte	Result	RPT Limit	SPK value	SPK Ref Val	%REC	Low Limit	High Limit	RPD Ref Val	%RPD	RPD Limit	Qual
Nitrate	BRL	0.25									
Sulfate	BRL	1.0									

Sample ID: **LCS-R356619**	Client ID:			Units: **mg/L**	Prep Date:		Run No: **356619**
SampleType: **LCS**	TestCode: **ION SCAN SW9056A**			BatchID: **R356619**	Analysis Date: **11/04/2017**		Seq No: **7856278**

Analyte	Result	RPT Limit	SPK value	SPK Ref Val	%REC	Low Limit	High Limit	RPD Ref Val	%RPD	RPD Limit	Qual
Nitrate	4.595	0.25	5.000		91.9	90	110				
Sulfate	22.88	1.0	25.00		91.5	90	110				

Sample ID: **1711387-002EMS**	Client ID: **MW-115**			Units: **mg/L**	Prep Date:		Run No: **356619**
SampleType: **MS**	TestCode: **ION SCAN SW9056A**			BatchID: **R356619**	Analysis Date: **11/04/2017**		Seq No: **7856294**

Analyte	Result	RPT Limit	SPK value	SPK Ref Val	%REC	Low Limit	High Limit	RPD Ref Val	%RPD	RPD Limit	Qual
Nitrate	95.92	5.0	100.0		95.9	90	110				

Sample ID: **1711387-002EMS**	Client ID: **MW-115**			Units: **mg/L**	Prep Date:		Run No: **356619**
SampleType: **MS**	TestCode: **ION SCAN SW9056A**			BatchID: **R356619**	Analysis Date: **11/11/2017**		Seq No: **7856933**

Analyte	Result	RPT Limit	SPK value	SPK Ref Val	%REC	Low Limit	High Limit	RPD Ref Val	%RPD	RPD Limit	Qual
Sulfate	973.5	40	500.0	586.7	77.3	90	110				S

Sample ID: **1711387-002EMSD**	Client ID: **MW-115**			Units: **mg/L**	Prep Date:		Run No: **356619**
SampleType: **MSD**	TestCode: **ION SCAN SW9056A**			BatchID: **R356619**	Analysis Date: **11/04/2017**		Seq No: **7856295**

Analyte	Result	RPT Limit	SPK value	SPK Ref Val	%REC	Low Limit	High Limit	RPD Ref Val	%RPD	RPD Limit	Qual
Nitrate	95.81	5.0	100.0		95.8	90	110	95.92	0.110	20	

Qualifiers:

>	Greater than Result value	<	Less than Result value	B	Analyte detected in the associated method blank
BRL	Below reporting limit	E	Estimated (value above quantitation range)	H	Holding times for preparation or analysis exceeded
J	Estimated value detected below Reporting Limit	N	Analyte not NELAC certified	R	RPD outside limits due to matrix
Rpt Lim	Reporting Limit	S	Spike Recovery outside limits due to matrix		

Client: AMEC Foster Wheeler
Project Name: BFEL Atlanta
Workorder: 1711387

ANALYTICAL QC SUMMARY REPORT

BatchID: R356619

Sample ID: **1711387-002EMSD** Client ID: **MW-115** Units: **mg/L** Prep Date: Run No: **356619**
SampleType: **MSD** TestCode: **ION SCAN SW9056A** BatchID: **R356619** Analysis Date: **11/11/2017** Seq No: **7856934**

Analyte	Result	RPT Limit	SPK value	SPK Ref Val	%REC	Low Limit	High Limit	RPD Ref Val	%RPD	RPD Limit	Qual
Sulfate	977.9	40	500.0	586.7	78.2	90	110	973.5	0.453	20	S

Qualifiers:

>	Greater than Result value	<	Less than Result value	B	Analyte detected in the associated method blank
BRL	Below reporting limit	E	Estimated (value above quantitation range)	H	Holding times for preparation or analysis exceeded
J	Estimated value detected below Reporting Limit	N	Analyte not NELAC certified	R	RPD outside limits due to matrix
Rpt Lim	Reporting Limit	S	Spike Recovery outside limits due to matrix		

AES

ANALYTICAL ENVIRONMENTAL SERVICES, INC.

November 16, 2017

Rhonda Quinn
AMEC Foster Wheeler

1075 Big Shanty Rd NW
Kennesaw GA 30144

RE: BFEL Atlanta

Dear Rhonda Quinn: Order No: 1711501

Analytical Environmental Services, Inc. received 9 samples on 11/6/2017 4:55:00 PM
for the analyses presented in following report.

No problems were encountered during the analyses. Additionally, all results for the associated Quality Control samples were within EPA and/or AES established limits. Any discrepancies associated with the analyses contained herein will be noted and submitted in the form of a project Case Narrative.
AES's accreditations are as follows:
-NELAP/State of Florida Laboratory ID E87582 for analysis of Non-Potable Water, Solid & Chemical Materials, Air & Emissions Volatile Organics, and Drinking Water Microbiology & Metals, effective 07/01/17-06/30/18.
State of Georgia, Department of Natural Resources ID #800 for analysis of Drinking Water Metals, effective 07/01/17-06/30/18 and Total Coliforms/ E. coli, effective 04/25/17-04/24/20.
-NELAP/Louisiana Agency Interest No. 100818 for or analysis of Non-Potable Water and Solid & Chemical Materials, effective 07/01/17-06/30/18.
-AIHA-LAP, LLC Laboratory ID: 100671 for Industrial Hygiene samples (Organics, Metals, PCM Asbestos, Gravimetric), Environmental Lead (Paint, Soil, Dust Wipes, Air), and Environmental Microbiology (Fungal) Direct Examination, effective until 11/01/19.
These results relate only to the items tested. This report may only be reproduced in full.

If you have any questions regarding these test results, please feel free to call.

Sincerely,

Ioana Pacurar

Ioana Pacurar

Project Manager

ANALYTICAL ENVIRONMENTAL SERVICES, INC.
3080 Presidential Drive Atlanta, GA 30340-3704
AES Phone: (770) 457-8177 / Toll-Free: (800) 972-4889 / Fax: (770) 457-8188

CHAIN OF CUSTODY

Work Order: 1711501

Date: 11/6/17 Page 1 of 1

COMPANY: Wood.

ADDRESS: 1075 Big Shanty Rd, Ste 100 Kennesaw, GA

PHONE: 770-421-3400

EMAIL:

SAMPLED BY: DHoward, EGuillen, MAndrews

SIGNATURE: Daniel Howard

ANALYSIS REQUESTED *

Visit our website www.aesatlanta.com for downloadable COCs and to log in to your AESAccess account.

#	SAMPLE ID	SAMPLED: DATE	SAMPLED: TIME	GRAB	COMPOSITE	MATRIX (see codes)	VOC 8260	Tot Metals 6020	Diss metals 6020	Pest 8081A	Nitrate/Nitrite 9056	PRESERVATION (see codes)	REMARKS	Number of Containers
							#	N	I	I	I			
1	TB-05	11/6/17	0930	X		W	2							2
2	MW-106D		1453	X		GW	2	1	1	2	1			7
3	TW-8		1212	X		GW	2	1	1	2	1			7
4	DUP-3		1200	X		GW				2				2
5	TW-6		1342	X		GW	2	1	1	2	1			7
6	TW-9		1607	X		GW	2	1	1	2	1			7
7	MW-113		1255	X		GW	2	1	1	2	1			7
8	MW-114		1615	X		GW	2	1	1	2	1			7
9	DUP-2		1200	X		GW					1			1
10	Temp Blank													
11														
12														
13														
14														

RELINQUISHED BY: DATE/TIME:
1. Daniel Howard 11/6/17/1624
2. Nov-6-17 4:55pm
3.

RECEIVED BY: DATE/TIME:
1. Nov-6-17 4:55
2. 11/6/17 455
3.

SPECIAL INSTRUCTIONS/COMMENTS:
* Diss metals will be Filtered by the Lab
Metals: As, Pb, Cu, Zn

SHIPMENT METHOD
OUT: / / VIA:
IN: / / VIA:
client FedEx UPS US mail (courier) Greyhound
other:

PROJECT INFORMATION
PROJECT NAME: BFEL Atlanta
PROJECT #: 6122080154
SITE ADDRESS: Marietta Rd Atlanta, GA
SEND REPORT TO: Rhonda Quinn
INVOICE TO: (IF DIFFERENT FROM ABOVE)
QUOTE #: PO#:

RECEIPT
Total # of Containers

Turnaround Time (TAT) Request
- [X] Standard 5 Business Days
- [ ] 2 Business Day Rush
- [ ] Next Business Day Rush
- [ ] Same-Day Rush (auth req.)
- [ ] Other

STATE PROGRAM (if any):
E-mail? [X] Fax? [ ]
DATA PACKAGE: I ○ II ● III ○ IV ○

Submission of samples to the laboratory constitutes acceptance of AES's Terms & Conditions. Samples received after 3PM or on Saturday are considered as received the following business day. If no TAT is marked on COC, AES will proceed with standard TAT. Samples are disposed of 30 days after completion of report unless other arangements are made.

Matrix Codes: A = Air GW = Groundwater SE = Sediment SO = Soil SW = Surface Water WW = Waste Water W = Water (Blanks) DW = Drinking Water (Blanks) O = Other (specify)

Preservative Codes: H+I = Hydrochloric acid + ice I = Ice only N = Nitric acid S+I = Sulfuric acid + ice S/M+I = Sodium Bisulfate/Methanol + ice O = Other (specify) NA = None

White Copy - Original; Yellow Copy - Client

Client: AMEC Foster Wheeler
Project: BFEL Atlanta
Lab ID: 1711501

Case Narrative

Pesticide Analysis by Method 8081:

Due to sample matrix, sample 1711501-004A required dilution during preparation and/or analysis resulting in elevated reporting limits.

Analytical Environmental Services, Inc **Date:** 16-Nov-17

Client:	AMEC Foster Wheeler	**Client Sample ID:**	TB-05
Project Name:	BFEL Atlanta	**Collection Date:**	11/6/2017 9:30:00 AM
Lab ID:	1711501-001	**Matrix:**	Aqueous

Analyses	Result	Reporting Limit	Qual	Units	BatchID	Dilution Factor	Date Analyzed	Analyst
Volatile Organic Compounds by GC/MS SW8260B (SW5030B)								
1,1,1-Trichloroethane	BRL	0.0050		mg/L	251197	1	11/08/2017 01:50	NP
1,1,2,2-Tetrachloroethane	BRL	0.0050		mg/L	251197	1	11/08/2017 01:50	NP
1,1,2-Trichloroethane	BRL	0.0050		mg/L	251197	1	11/08/2017 01:50	NP
1,1-Dichloroethane	BRL	0.0050		mg/L	251197	1	11/08/2017 01:50	NP
1,1-Dichloroethene	BRL	0.0050		mg/L	251197	1	11/08/2017 01:50	NP
1,1-Dichloropropene	BRL	0.0050		mg/L	251197	1	11/08/2017 01:50	NP
1,2,4-Trichlorobenzene	BRL	0.0050		mg/L	251197	1	11/08/2017 01:50	NP
1,2-Dichloroethane	BRL	0.0050		mg/L	251197	1	11/08/2017 01:50	NP
1,2-Dichloropropane	BRL	0.0050		mg/L	251197	1	11/08/2017 01:50	NP
1,4-Dioxane	BRL	0.15		mg/L	251197	1	11/08/2017 01:50	NP
2-Butanone	BRL	0.050		mg/L	251197	1	11/08/2017 01:50	NP
4-Methyl-2-pentanone	BRL	0.010		mg/L	251197	1	11/08/2017 01:50	NP
Acetone	BRL	0.050		mg/L	251197	1	11/08/2017 01:50	NP
Benzene	BRL	0.0050		mg/L	251197	1	11/08/2017 01:50	NP
Carbon disulfide	BRL	0.0050		mg/L	251197	1	11/08/2017 01:50	NP
Carbon tetrachloride	BRL	0.0050		mg/L	251197	1	11/08/2017 01:50	NP
Chlorobenzene	BRL	0.0050		mg/L	251197	1	11/08/2017 01:50	NP
Chloroethane	BRL	0.010		mg/L	251197	1	11/08/2017 01:50	NP
Chloroform	BRL	0.0050		mg/L	251197	1	11/08/2017 01:50	NP
Chloromethane	BRL	0.0050		mg/L	251197	1	11/08/2017 01:50	NP
cis-1,2-Dichloroethene	BRL	0.0050		mg/L	251197	1	11/08/2017 01:50	NP
Cyclohexane	BRL	0.0050		mg/L	251197	1	11/08/2017 01:50	NP
Ethylbenzene	BRL	0.0050		mg/L	251197	1	11/08/2017 01:50	NP
Isobutyl Alcohol	BRL	0.20		mg/L	251197	1	11/08/2017 01:50	NP
Isopropylbenzene	BRL	0.0050		mg/L	251197	1	11/08/2017 01:50	NP
Methylene chloride	BRL	0.0050		mg/L	251197	1	11/08/2017 01:50	NP
Naphthalene	BRL	0.0050		mg/L	251197	1	11/08/2017 01:50	NP
Styrene	BRL	0.0050		mg/L	251197	1	11/08/2017 01:50	NP
Tetrachloroethene	BRL	0.0050		mg/L	251197	1	11/08/2017 01:50	NP
Tetrahydrofuran	BRL	0.010		mg/L	251197	1	11/08/2017 01:50	NP
Toluene	BRL	0.0050		mg/L	251197	1	11/08/2017 01:50	NP
trans-1,2-Dichloroethene	BRL	0.0050		mg/L	251197	1	11/08/2017 01:50	NP
Trichloroethene	BRL	0.0050		mg/L	251197	1	11/08/2017 01:50	NP
Trichlorofluoromethane	BRL	0.0050		mg/L	251197	1	11/08/2017 01:50	NP
Vinyl chloride	BRL	0.0020		mg/L	251197	1	11/08/2017 01:50	NP
Xylenes, Total	BRL	0.0050		mg/L	251197	1	11/08/2017 01:50	NP
Surr: 4-Bromofluorobenzene	83.1	68-127		%REC	251197	1	11/08/2017 01:50	NP
Surr: Dibromofluoromethane	103	84.4-122		%REC	251197	1	11/08/2017 01:50	NP
Surr: Toluene-d8	93.3	80.1-116		%REC	251197	1	11/08/2017 01:50	NP

Qualifiers:

- * Value exceeds maximum contaminant level
- BRL Below reporting limit
- H Holding times for preparation or analysis exceeded
- N Analyte not NELAC certified
- B Analyte detected in the associated method blank
- > Greater than Result value
- E Estimated (value above quantitation range)
- S Spike Recovery outside limits due to matrix
- Narr See case narrative
- NC Not confirmed
- < Less than Result value
- J Estimated value detected below Reporting Limit

Analytical Environmental Services, Inc **Date:** 16-Nov-17

Client:	AMEC Foster Wheeler	**Client Sample ID:**	MW-106D
Project Name:	BFEL Atlanta	**Collection Date:**	11/6/2017 2:53:00 PM
Lab ID:	1711501-002	**Matrix:**	Groundwater

Analyses	Result	Reporting Limit	Qual	Units	BatchID	Dilution Factor	Date Analyzed	Analyst
Volatile Organic Compounds by GC/MS SW8260B				**(SW5030B)**				
1,1,1-Trichloroethane	BRL	0.0050		mg/L	251197	1	11/08/2017 04:15	NP
1,1,2,2-Tetrachloroethane	BRL	0.0050		mg/L	251197	1	11/08/2017 04:15	NP
1,1,2-Trichloroethane	BRL	0.0050		mg/L	251197	1	11/08/2017 04:15	NP
1,1-Dichloroethane	BRL	0.0050		mg/L	251197	1	11/08/2017 04:15	NP
1,1-Dichloroethene	BRL	0.0050		mg/L	251197	1	11/08/2017 04:15	NP
1,1-Dichloropropene	BRL	0.0050		mg/L	251197	1	11/08/2017 04:15	NP
1,2,4-Trichlorobenzene	BRL	0.0050		mg/L	251197	1	11/08/2017 04:15	NP
1,2-Dichloroethane	BRL	0.0050		mg/L	251197	1	11/08/2017 04:15	NP
1,2-Dichloropropane	BRL	0.0050		mg/L	251197	1	11/08/2017 04:15	NP
1,4-Dioxane	BRL	0.15		mg/L	251197	1	11/08/2017 04:15	NP
2-Butanone	BRL	0.050		mg/L	251197	1	11/08/2017 04:15	NP
4-Methyl-2-pentanone	BRL	0.010		mg/L	251197	1	11/08/2017 04:15	NP
Acetone	BRL	0.050		mg/L	251197	1	11/08/2017 04:15	NP
Benzene	BRL	0.0050		mg/L	251197	1	11/08/2017 04:15	NP
Carbon disulfide	BRL	0.0050		mg/L	251197	1	11/08/2017 04:15	NP
Carbon tetrachloride	BRL	0.0050		mg/L	251197	1	11/08/2017 04:15	NP
Chlorobenzene	BRL	0.0050		mg/L	251197	1	11/08/2017 04:15	NP
Chloroethane	BRL	0.010		mg/L	251197	1	11/08/2017 04:15	NP
Chloroform	BRL	0.0050		mg/L	251197	1	11/08/2017 04:15	NP
Chloromethane	BRL	0.0050		mg/L	251197	1	11/08/2017 04:15	NP
cis-1,2-Dichloroethene	BRL	0.0050		mg/L	251197	1	11/08/2017 04:15	NP
Cyclohexane	BRL	0.0050		mg/L	251197	1	11/08/2017 04:15	NP
Ethylbenzene	BRL	0.0050		mg/L	251197	1	11/08/2017 04:15	NP
Isobutyl Alcohol	BRL	0.20		mg/L	251197	1	11/08/2017 04:15	NP
Isopropylbenzene	BRL	0.0050		mg/L	251197	1	11/08/2017 04:15	NP
Methylene chloride	BRL	0.0050		mg/L	251197	1	11/08/2017 04:15	NP
Naphthalene	BRL	0.0050		mg/L	251197	1	11/08/2017 04:15	NP
Styrene	BRL	0.0050		mg/L	251197	1	11/08/2017 04:15	NP
Tetrachloroethene	BRL	0.0050		mg/L	251197	1	11/08/2017 04:15	NP
Tetrahydrofuran	BRL	0.010		mg/L	251197	1	11/08/2017 04:15	NP
Toluene	BRL	0.0050		mg/L	251197	1	11/08/2017 04:15	NP
trans-1,2-Dichloroethene	BRL	0.0050		mg/L	251197	1	11/08/2017 04:15	NP
Trichloroethene	BRL	0.0050		mg/L	251197	1	11/08/2017 04:15	NP
Trichlorofluoromethane	BRL	0.0050		mg/L	251197	1	11/08/2017 04:15	NP
Vinyl chloride	BRL	0.0020		mg/L	251197	1	11/08/2017 04:15	NP
Xylenes, Total	BRL	0.0050		mg/L	251197	1	11/08/2017 04:15	NP
Surr: 4-Bromofluorobenzene	84.7	68-127		%REC	251197	1	11/08/2017 04:15	NP
Surr: Dibromofluoromethane	106	84.4-122		%REC	251197	1	11/08/2017 04:15	NP
Surr: Toluene-d8	92.5	80.1-116		%REC	251197	1	11/08/2017 04:15	NP
Total Metals by ICP/MS SW6020B				**(SW3005A)**				

Qualifiers:

*	Value exceeds maximum contaminant level
BRL	Below reporting limit
H	Holding times for preparation or analysis exceeded
N	Analyte not NELAC certified
B	Analyte detected in the associated method blank
>	Greater than Result value
E	Estimated (value above quantitation range)
S	Spike Recovery outside limits due to matrix
Narr	See case narrative
NC	Not confirmed
<	Less than Result value
J	Estimated value detected below Reporting Limit

Analytical Environmental Services, Inc **Date:** 16-Nov-17

Client:	AMEC Foster Wheeler	**Client Sample ID:**	MW-106D
Project Name:	BFEL Atlanta	**Collection Date:**	11/6/2017 2:53:00 PM
Lab ID:	1711501-002	**Matrix:**	Groundwater

Analyses	Result	Reporting Limit	Qual	Units	BatchID	Dilution Factor	Date Analyzed	Analyst
Total Metals by ICP/MS SW6020B				**(SW3005A)**				
Arsenic	BRL	0.00500		mg/L	251174	1	11/10/2017 04:30	TA
Copper	0.00373	0.00200		mg/L	251174	1	11/10/2017 04:30	TA
Lead	BRL	0.00100		mg/L	251174	1	11/10/2017 04:30	TA
Zinc	0.240	0.100		mg/L	251174	10	11/12/2017 21:39	TA
ION SCAN SW9056A								
Nitrate	0.80	0.25		mg/L	R356601	1	11/07/2017 18:48	VL
Sulfate	310	10		mg/L	R356601	10	11/07/2017 19:04	VL
Dissolved Metals by ICP/MS SW6020B				**(SW3005A)**				
Arsenic	BRL	0.00500		mg/L	251309	1	11/13/2017 13:32	TA
Copper	0.00435	0.00400		mg/L	251309	10	11/13/2017 19:07	TA
Lead	BRL	0.00100		mg/L	251309	1	11/13/2017 13:32	TA
Zinc	0.229	0.100		mg/L	251309	10	11/13/2017 19:07	TA
CHLORINATED PESTICIDES, TCL SW8081B				**(SW3510C)**				
4,4´-DDD	BRL	0.00010		mg/L	251044	1	11/08/2017 22:04	SH
4,4´-DDE	BRL	0.00010		mg/L	251044	1	11/08/2017 22:04	SH
4,4´-DDT	BRL	0.00010		mg/L	251044	1	11/08/2017 22:04	SH
alpha-BHC	0.0062	0.00050		mg/L	251044	10	11/10/2017 19:55	SH
alpha-Chlordane	BRL	0.000050		mg/L	251044	1	11/08/2017 22:04	SH
beta-BHC	0.0020	0.00050		mg/L	251044	10	11/10/2017 19:55	SH
delta-BHC	0.0060	0.00050		mg/L	251044	10	11/10/2017 19:55	SH
Dieldrin	BRL	0.00010		mg/L	251044	1	11/08/2017 22:04	SH
gamma-BHC	0.0040	0.00050		mg/L	251044	10	11/10/2017 19:55	SH
gamma-Chlordane	BRL	0.000050		mg/L	251044	1	11/08/2017 22:04	SH
Heptachlor	BRL	0.000050		mg/L	251044	1	11/08/2017 22:04	SH
Methoxychlor	BRL	0.00050		mg/L	251044	1	11/08/2017 22:04	SH
Toxaphene	BRL	0.0030		mg/L	251044	1	11/08/2017 22:04	SH
Surr: Decachlorobiphenyl	64.6	15.4-120		%REC	251044	1	11/08/2017 22:04	SH
Surr: Tetrachloro-m-xylene	90.5	37-126		%REC	251044	1	11/08/2017 22:04	SH

Qualifiers:

*	Value exceeds maximum contaminant level	E	Estimated (value above quantitation range)
BRL	Below reporting limit	S	Spike Recovery outside limits due to matrix
H	Holding times for preparation or analysis exceeded	Narr	See case narrative
N	Analyte not NELAC certified	NC	Not confirmed
B	Analyte detected in the associated method blank	<	Less than Result value
>	Greater than Result value	J	Estimated value detected below Reporting Limit

Analytical Environmental Services, Inc **Date:** 16-Nov-17

Client:	AMEC Foster Wheeler	**Client Sample ID:**	TW-8
Project Name:	BFEL Atlanta	**Collection Date:**	11/6/2017 12:12:00 PM
Lab ID:	1711501-003	**Matrix:**	Groundwater

Analyses	Result	Reporting Limit	Qual	Units	BatchID	Dilution Factor	Date Analyzed	Analyst
Volatile Organic Compounds by GC/MS SW8260B (SW5030B)								
1,1,1-Trichloroethane	BRL	0.0050		mg/L	251197	1	11/08/2017 08:41	NP
1,1,2,2-Tetrachloroethane	BRL	0.0050		mg/L	251197	1	11/08/2017 08:41	NP
1,1,2-Trichloroethane	BRL	0.0050		mg/L	251197	1	11/08/2017 08:41	NP
1,1-Dichloroethane	BRL	0.0050		mg/L	251197	1	11/08/2017 08:41	NP
1,1-Dichloroethene	BRL	0.0050		mg/L	251197	1	11/08/2017 08:41	NP
1,1-Dichloropropene	BRL	0.0050		mg/L	251197	1	11/08/2017 08:41	NP
1,2,4-Trichlorobenzene	0.014	0.0050		mg/L	251197	1	11/08/2017 08:41	NP
1,2-Dichloroethane	BRL	0.0050		mg/L	251197	1	11/08/2017 08:41	NP
1,2-Dichloropropane	BRL	0.0050		mg/L	251197	1	11/08/2017 08:41	NP
1,4-Dioxane	BRL	0.15		mg/L	251197	1	11/08/2017 08:41	NP
2-Butanone	BRL	0.050		mg/L	251197	1	11/08/2017 08:41	NP
4-Methyl-2-pentanone	BRL	0.010		mg/L	251197	1	11/08/2017 08:41	NP
Acetone	BRL	0.050		mg/L	251197	1	11/08/2017 08:41	NP
Benzene	0.0061	0.0050		mg/L	251197	1	11/08/2017 08:41	NP
Carbon disulfide	BRL	0.0050		mg/L	251197	1	11/08/2017 08:41	NP
Carbon tetrachloride	BRL	0.0050		mg/L	251197	1	11/08/2017 08:41	NP
Chlorobenzene	0.25	0.10		mg/L	251197	20	11/08/2017 04:39	NP
Chloroethane	BRL	0.010		mg/L	251197	1	11/08/2017 08:41	NP
Chloroform	BRL	0.0050		mg/L	251197	1	11/08/2017 08:41	NP
Chloromethane	BRL	0.0050		mg/L	251197	1	11/08/2017 08:41	NP
cis-1,2-Dichloroethene	BRL	0.0050		mg/L	251197	1	11/08/2017 08:41	NP
Cyclohexane	BRL	0.0050		mg/L	251197	1	11/08/2017 08:41	NP
Ethylbenzene	BRL	0.0050		mg/L	251197	1	11/08/2017 08:41	NP
Isobutyl Alcohol	BRL	0.20		mg/L	251197	1	11/08/2017 08:41	NP
Isopropylbenzene	BRL	0.0050		mg/L	251197	1	11/08/2017 08:41	NP
Methylene chloride	BRL	0.0050		mg/L	251197	1	11/08/2017 08:41	NP
Naphthalene	BRL	0.0050		mg/L	251197	1	11/08/2017 08:41	NP
Styrene	BRL	0.0050		mg/L	251197	1	11/08/2017 08:41	NP
Tetrachloroethene	BRL	0.0050		mg/L	251197	1	11/08/2017 08:41	NP
Tetrahydrofuran	BRL	0.010		mg/L	251197	1	11/08/2017 08:41	NP
Toluene	BRL	0.0050		mg/L	251197	1	11/08/2017 08:41	NP
trans-1,2-Dichloroethene	BRL	0.0050		mg/L	251197	1	11/08/2017 08:41	NP
Trichloroethene	BRL	0.0050		mg/L	251197	1	11/08/2017 08:41	NP
Trichlorofluoromethane	BRL	0.0050		mg/L	251197	1	11/08/2017 08:41	NP
Vinyl chloride	BRL	0.0020		mg/L	251197	1	11/08/2017 08:41	NP
Xylenes, Total	BRL	0.0050		mg/L	251197	1	11/08/2017 08:41	NP
Surr: 4-Bromofluorobenzene	83.1	68-127		%REC	251197	1	11/08/2017 08:41	NP
Surr: 4-Bromofluorobenzene	83.6	68-127		%REC	251197	20	11/08/2017 04:39	NP
Surr: Dibromofluoromethane	104	84.4-122		%REC	251197	1	11/08/2017 08:41	NP
Surr: Dibromofluoromethane	103	84.4-122		%REC	251197	20	11/08/2017 04:39	NP
Surr: Toluene-d8	92.2	80.1-116		%REC	251197	1	11/08/2017 08:41	NP

Qualifiers:

- * Value exceeds maximum contaminant level
- BRL Below reporting limit
- H Holding times for preparation or analysis exceeded
- N Analyte not NELAC certified
- B Analyte detected in the associated method blank
- > Greater than Result value
- E Estimated (value above quantitation range)
- S Spike Recovery outside limits due to matrix
- Narr See case narrative
- NC Not confirmed
- < Less than Result value
- J Estimated value detected below Reporting Limit

Analytical Environmental Services, Inc **Date:** 16-Nov-17

Client:	AMEC Foster Wheeler	**Client Sample ID:**	TW-8
Project Name:	BFEL Atlanta	**Collection Date:**	11/6/2017 12:12:00 PM
Lab ID:	1711501-003	**Matrix:**	Groundwater

Analyses	Result	Reporting Limit	Qual	Units	BatchID	Dilution Factor	Date Analyzed	Analyst
Volatile Organic Compounds by GC/MS SW8260B				**(SW5030B)**				
Surr: Toluene-d8	92.5	80.1-116		%REC	251197	20	11/08/2017 04:39	NP
Total Metals by ICP/MS SW6020B				**(SW3005A)**				
Arsenic	0.163	0.00500		mg/L	251174	1	11/10/2017 04:32	TA
Copper	0.0262	0.00200		mg/L	251174	1	11/10/2017 04:32	TA
Lead	BRL	0.00100		mg/L	251174	1	11/10/2017 04:32	TA
Zinc	2.92	0.100		mg/L	251174	10	11/12/2017 21:41	TA
ION SCAN SW9056A								
Nitrate	BRL	0.25		mg/L	R356601	1	11/07/2017 19:19	VL
Sulfate	620	20		mg/L	R356601	20	11/08/2017 12:47	VL
Dissolved Metals by ICP/MS SW6020B				**(SW3005A)**				
Arsenic	0.0727	0.00500		mg/L	251309	1	11/13/2017 13:34	TA
Copper	0.00561	0.00500		mg/L	251309	10	11/13/2017 19:08	TA
Lead	BRL	0.00100		mg/L	251309	1	11/13/2017 13:34	TA
Zinc	2.21	0.100		mg/L	251309	10	11/13/2017 19:08	TA
CHLORINATED PESTICIDES, TCL SW8081B				**(SW3510C)**				
4,4´-DDD	BRL	0.010		mg/L	251044	100	11/10/2017 20:06	SH
4,4´-DDE	BRL	0.00010		mg/L	251044	1	11/08/2017 22:15	SH
4,4´-DDT	BRL	0.010		mg/L	251044	100	11/10/2017 20:06	SH
alpha-BHC	0.36	0.025		mg/L	251044	500	11/13/2017 22:10	SH
alpha-Chlordane	0.00028	0.000050		mg/L	251044	1	11/08/2017 22:15	SH
beta-BHC	0.045	0.0050		mg/L	251044	100	11/10/2017 20:06	SH
delta-BHC	0.11	0.0050		mg/L	251044	100	11/10/2017 20:06	SH
Dieldrin	0.0029	0.00010		mg/L	251044	1	11/08/2017 22:15	SH
gamma-BHC	0.15	0.025		mg/L	251044	500	11/13/2017 22:10	SH
gamma-Chlordane	0.00085	0.000050		mg/L	251044	1	11/08/2017 22:15	SH
Heptachlor	BRL	0.000050		mg/L	251044	1	11/08/2017 22:15	SH
Methoxychlor	BRL	0.00050		mg/L	251044	1	11/08/2017 22:15	SH
Toxaphene	BRL	0.0030		mg/L	251044	1	11/08/2017 22:15	SH
Surr: Decachlorobiphenyl	40.6	15.4-120		%REC	251044	1	11/08/2017 22:15	SH
Surr: Tetrachloro-m-xylene	74.5	37-126		%REC	251044	1	11/08/2017 22:15	SH

Qualifiers:

*	Value exceeds maximum contaminant level	E	Estimated (value above quantitation range)
BRL	Below reporting limit	S	Spike Recovery outside limits due to matrix
H	Holding times for preparation or analysis exceeded	Narr	See case narrative
N	Analyte not NELAC certified	NC	Not confirmed
B	Analyte detected in the associated method blank	<	Less than Result value
>	Greater than Result value	J	Estimated value detected below Reporting Limit

Analytical Environmental Services, Inc **Date:** 16-Nov-17

Client:	AMEC Foster Wheeler	**Client Sample ID:**	DUP-3
Project Name:	BFEL Atlanta	**Collection Date:**	11/6/2017 12:00:00 PM
Lab ID:	1711501-004	**Matrix:**	Groundwater

Analyses	Result	Reporting Limit	Qual	Units	BatchID	Dilution Factor	Date Analyzed	Analyst
CHLORINATED PESTICIDES, TCL SW8081B				**(SW3510C)**				
4,4´-DDD	BRL	0.010		mg/L	251044	100	11/10/2017 20:17	SH
4,4´-DDE	BRL	0.00010		mg/L	251044	1	11/08/2017 22:26	SH
4,4´-DDT	0.014	0.010		mg/L	251044	100	11/10/2017 20:17	SH
alpha-BHC	0.38	0.025		mg/L	251044	500	11/13/2017 22:21	SH
alpha-Chlordane	0.00028	0.000050		mg/L	251044	1	11/08/2017 22:26	SH
beta-BHC	0.046	0.0050		mg/L	251044	100	11/10/2017 20:17	SH
delta-BHC	0.12	0.0050		mg/L	251044	100	11/10/2017 20:17	SH
Dieldrin	BRL	0.010		mg/L	251044	100	11/10/2017 20:17	SH
gamma-BHC	0.15	0.025		mg/L	251044	500	11/13/2017 22:21	SH
gamma-Chlordane	0.00093	0.000050		mg/L	251044	1	11/08/2017 22:26	SH
Heptachlor	BRL	0.000050		mg/L	251044	1	11/08/2017 22:26	SH
Methoxychlor	BRL	0.00050		mg/L	251044	1	11/08/2017 22:26	SH
Toxaphene	BRL	0.0030		mg/L	251044	1	11/08/2017 22:26	SH
Surr: Decachlorobiphenyl	53.9	15.4-120		%REC	251044	1	11/08/2017 22:26	SH
Surr: Tetrachloro-m-xylene	76	37-126		%REC	251044	1	11/08/2017 22:26	SH

Qualifiers:

- * Value exceeds maximum contaminant level
- BRL Below reporting limit
- H Holding times for preparation or analysis exceeded
- N Analyte not NELAC certified
- B Analyte detected in the associated method blank
- > Greater than Result value
- E Estimated (value above quantitation range)
- S Spike Recovery outside limits due to matrix
- Narr See case narrative
- NC Not confirmed
- < Less than Result value
- J Estimated value detected below Reporting Limit

Analytical Environmental Services, Inc **Date:** 16-Nov-17

Client:	AMEC Foster Wheeler	**Client Sample ID:**	TW-6
Project Name:	BFEL Atlanta	**Collection Date:**	11/6/2017 1:42:00 PM
Lab ID:	1711501-005	**Matrix:**	Groundwater

Analyses	Result	Reporting Limit	Qual	Units	BatchID	Dilution Factor	Date Analyzed	Analyst
Volatile Organic Compounds by GC/MS SW8260B				**(SW5030B)**				
1,1,1-Trichloroethane	BRL	0.0050		mg/L	251197	1	11/08/2017 05:03	NP
1,1,2,2-Tetrachloroethane	BRL	0.0050		mg/L	251197	1	11/08/2017 05:03	NP
1,1,2-Trichloroethane	BRL	0.0050		mg/L	251197	1	11/08/2017 05:03	NP
1,1-Dichloroethane	BRL	0.0050		mg/L	251197	1	11/08/2017 05:03	NP
1,1-Dichloroethene	BRL	0.0050		mg/L	251197	1	11/08/2017 05:03	NP
1,1-Dichloropropene	BRL	0.0050		mg/L	251197	1	11/08/2017 05:03	NP
1,2,4-Trichlorobenzene	BRL	0.0050		mg/L	251197	1	11/08/2017 05:03	NP
1,2-Dichloroethane	BRL	0.0050		mg/L	251197	1	11/08/2017 05:03	NP
1,2-Dichloropropane	BRL	0.0050		mg/L	251197	1	11/08/2017 05:03	NP
1,4-Dioxane	BRL	0.15		mg/L	251197	1	11/08/2017 05:03	NP
2-Butanone	BRL	0.050		mg/L	251197	1	11/08/2017 05:03	NP
4-Methyl-2-pentanone	BRL	0.010		mg/L	251197	1	11/08/2017 05:03	NP
Acetone	BRL	0.050		mg/L	251197	1	11/08/2017 05:03	NP
Benzene	BRL	0.0050		mg/L	251197	1	11/08/2017 05:03	NP
Carbon disulfide	BRL	0.0050		mg/L	251197	1	11/08/2017 05:03	NP
Carbon tetrachloride	BRL	0.0050		mg/L	251197	1	11/08/2017 05:03	NP
Chlorobenzene	BRL	0.0050		mg/L	251197	1	11/08/2017 05:03	NP
Chloroethane	BRL	0.010		mg/L	251197	1	11/08/2017 05:03	NP
Chloroform	BRL	0.0050		mg/L	251197	1	11/08/2017 05:03	NP
Chloromethane	BRL	0.0050		mg/L	251197	1	11/08/2017 05:03	NP
cis-1,2-Dichloroethene	BRL	0.0050		mg/L	251197	1	11/08/2017 05:03	NP
Cyclohexane	BRL	0.0050		mg/L	251197	1	11/08/2017 05:03	NP
Ethylbenzene	BRL	0.0050		mg/L	251197	1	11/08/2017 05:03	NP
Isobutyl Alcohol	BRL	0.20		mg/L	251197	1	11/08/2017 05:03	NP
Isopropylbenzene	BRL	0.0050		mg/L	251197	1	11/08/2017 05:03	NP
Methylene chloride	BRL	0.0050		mg/L	251197	1	11/08/2017 05:03	NP
Naphthalene	BRL	0.0050		mg/L	251197	1	11/08/2017 05:03	NP
Styrene	BRL	0.0050		mg/L	251197	1	11/08/2017 05:03	NP
Tetrachloroethene	BRL	0.0050		mg/L	251197	1	11/08/2017 05:03	NP
Tetrahydrofuran	BRL	0.010		mg/L	251197	1	11/08/2017 05:03	NP
Toluene	BRL	0.0050		mg/L	251197	1	11/08/2017 05:03	NP
trans-1,2-Dichloroethene	BRL	0.0050		mg/L	251197	1	11/08/2017 05:03	NP
Trichloroethene	BRL	0.0050		mg/L	251197	1	11/08/2017 05:03	NP
Trichlorofluoromethane	BRL	0.0050		mg/L	251197	1	11/08/2017 05:03	NP
Vinyl chloride	BRL	0.0020		mg/L	251197	1	11/08/2017 05:03	NP
Xylenes, Total	BRL	0.0050		mg/L	251197	1	11/08/2017 05:03	NP
Surr: 4-Bromofluorobenzene	80	68-127		%REC	251197	1	11/08/2017 05:03	NP
Surr: Dibromofluoromethane	103	84.4-122		%REC	251197	1	11/08/2017 05:03	NP
Surr: Toluene-d8	92.3	80.1-116		%REC	251197	1	11/08/2017 05:03	NP
Total Metals by ICP/MS SW6020B				**(SW3005A)**				

Qualifiers:

*	Value exceeds maximum contaminant level	E	Estimated (value above quantitation range)
BRL	Below reporting limit	S	Spike Recovery outside limits due to matrix
H	Holding times for preparation or analysis exceeded	Narr	See case narrative
N	Analyte not NELAC certified	NC	Not confirmed
B	Analyte detected in the associated method blank	<	Less than Result value
>	Greater than Result value	J	Estimated value detected below Reporting Limit

Analytical Environmental Services, Inc **Date:** 16-Nov-17

Client:	AMEC Foster Wheeler	**Client Sample ID:**	TW-6
Project Name:	BFEL Atlanta	**Collection Date:**	11/6/2017 1:42:00 PM
Lab ID:	1711501-005	**Matrix:**	Groundwater

Analyses	Result	Reporting Limit	Qual	Units	BatchID	Dilution Factor	Date Analyzed	Analyst
Total Metals by ICP/MS SW6020B				**(SW3005A)**				
Arsenic	BRL	0.00500		mg/L	251174	1	11/10/2017 04:39	TA
Copper	0.123	0.00200		mg/L	251174	1	11/10/2017 04:39	TA
Lead	BRL	0.00100		mg/L	251174	1	11/10/2017 04:39	TA
Zinc	0.604	0.0100		mg/L	251174	1	11/12/2017 21:43	TA
ION SCAN SW9056A								
Nitrate	34	2.5		mg/L	R356601	10	11/07/2017 20:49	VL
Sulfate	260	10		mg/L	R356601	10	11/07/2017 20:49	VL
Dissolved Metals by ICP/MS SW6020B				**(SW3005A)**				
Arsenic	BRL	0.00500		mg/L	251309	1	11/13/2017 13:35	TA
Copper	0.0840	0.00200		mg/L	251309	1	11/13/2017 19:10	TA
Lead	BRL	0.00100		mg/L	251309	1	11/13/2017 13:35	TA
Zinc	0.550	0.0100		mg/L	251309	1	11/13/2017 19:10	TA
CHLORINATED PESTICIDES, TCL SW8081B				**(SW3510C)**				
4,4´-DDD	BRL	0.00010		mg/L	251044	1	11/08/2017 22:37	SH
4,4´-DDE	BRL	0.00010		mg/L	251044	1	11/08/2017 22:37	SH
4,4´-DDT	BRL	0.00010		mg/L	251044	1	11/08/2017 22:37	SH
alpha-BHC	0.000088	0.000050		mg/L	251044	1	11/08/2017 22:37	SH
alpha-Chlordane	BRL	0.000050		mg/L	251044	1	11/08/2017 22:37	SH
beta-BHC	0.00074	0.000050		mg/L	251044	1	11/08/2017 22:37	SH
delta-BHC	BRL	0.000050		mg/L	251044	1	11/08/2017 22:37	SH
Dieldrin	BRL	0.00010		mg/L	251044	1	11/08/2017 22:37	SH
gamma-BHC	0.000060	0.000050		mg/L	251044	1	11/08/2017 22:37	SH
gamma-Chlordane	BRL	0.000050		mg/L	251044	1	11/08/2017 22:37	SH
Heptachlor	BRL	0.000050		mg/L	251044	1	11/08/2017 22:37	SH
Methoxychlor	BRL	0.00050		mg/L	251044	1	11/08/2017 22:37	SH
Toxaphene	BRL	0.0030		mg/L	251044	1	11/08/2017 22:37	SH
Surr: Decachlorobiphenyl	50.4	15.4-120		%REC	251044	1	11/08/2017 22:37	SH
Surr: Tetrachloro-m-xylene	54.1	37-126		%REC	251044	1	11/08/2017 22:37	SH

Qualifiers:

*	Value exceeds maximum contaminant level	E	Estimated (value above quantitation range)
BRL	Below reporting limit	S	Spike Recovery outside limits due to matrix
H	Holding times for preparation or analysis exceeded	Narr	See case narrative
N	Analyte not NELAC certified	NC	Not confirmed
B	Analyte detected in the associated method blank	<	Less than Result value
>	Greater than Result value	J	Estimated value detected below Reporting Limit

Analytical Environmental Services, Inc **Date:** 16-Nov-17

Client:	AMEC Foster Wheeler	**Client Sample ID:**	TW-9
Project Name:	BFEL Atlanta	**Collection Date:**	11/6/2017 4:07:00 PM
Lab ID:	1711501-006	**Matrix:**	Groundwater

Analyses	Result	Reporting Limit	Qual	Units	BatchID	Dilution Factor	Date Analyzed	Analyst
Volatile Organic Compounds by GC/MS SW8260B				**(SW5030B)**				
1,1,1-Trichloroethane	BRL	0.0050		mg/L	251197	1	11/08/2017 05:27	NP
1,1,2,2-Tetrachloroethane	BRL	0.0050		mg/L	251197	1	11/08/2017 05:27	NP
1,1,2-Trichloroethane	BRL	0.0050		mg/L	251197	1	11/08/2017 05:27	NP
1,1-Dichloroethane	BRL	0.0050		mg/L	251197	1	11/08/2017 05:27	NP
1,1-Dichloroethene	BRL	0.0050		mg/L	251197	1	11/08/2017 05:27	NP
1,1-Dichloropropene	BRL	0.0050		mg/L	251197	1	11/08/2017 05:27	NP
1,2,4-Trichlorobenzene	BRL	0.0050		mg/L	251197	1	11/08/2017 05:27	NP
1,2-Dichloroethane	BRL	0.0050		mg/L	251197	1	11/08/2017 05:27	NP
1,2-Dichloropropane	BRL	0.0050		mg/L	251197	1	11/08/2017 05:27	NP
1,4-Dioxane	BRL	0.15		mg/L	251197	1	11/08/2017 05:27	NP
2-Butanone	BRL	0.050		mg/L	251197	1	11/08/2017 05:27	NP
4-Methyl-2-pentanone	BRL	0.010		mg/L	251197	1	11/08/2017 05:27	NP
Acetone	BRL	0.050		mg/L	251197	1	11/08/2017 05:27	NP
Benzene	BRL	0.0050		mg/L	251197	1	11/08/2017 05:27	NP
Carbon disulfide	BRL	0.0050		mg/L	251197	1	11/08/2017 05:27	NP
Carbon tetrachloride	BRL	0.0050		mg/L	251197	1	11/08/2017 05:27	NP
Chlorobenzene	0.0076	0.0050		mg/L	251197	1	11/08/2017 05:27	NP
Chloroethane	BRL	0.010		mg/L	251197	1	11/08/2017 05:27	NP
Chloroform	BRL	0.0050		mg/L	251197	1	11/08/2017 05:27	NP
Chloromethane	BRL	0.0050		mg/L	251197	1	11/08/2017 05:27	NP
cis-1,2-Dichloroethene	BRL	0.0050		mg/L	251197	1	11/08/2017 05:27	NP
Cyclohexane	BRL	0.0050		mg/L	251197	1	11/08/2017 05:27	NP
Ethylbenzene	BRL	0.0050		mg/L	251197	1	11/08/2017 05:27	NP
Isobutyl Alcohol	BRL	0.20		mg/L	251197	1	11/08/2017 05:27	NP
Isopropylbenzene	BRL	0.0050		mg/L	251197	1	11/08/2017 05:27	NP
Methylene chloride	BRL	0.0050		mg/L	251197	1	11/08/2017 05:27	NP
Naphthalene	BRL	0.0050		mg/L	251197	1	11/08/2017 05:27	NP
Styrene	BRL	0.0050		mg/L	251197	1	11/08/2017 05:27	NP
Tetrachloroethene	BRL	0.0050		mg/L	251197	1	11/08/2017 05:27	NP
Tetrahydrofuran	BRL	0.010		mg/L	251197	1	11/08/2017 05:27	NP
Toluene	BRL	0.0050		mg/L	251197	1	11/08/2017 05:27	NP
trans-1,2-Dichloroethene	BRL	0.0050		mg/L	251197	1	11/08/2017 05:27	NP
Trichloroethene	BRL	0.0050		mg/L	251197	1	11/08/2017 05:27	NP
Trichlorofluoromethane	BRL	0.0050		mg/L	251197	1	11/08/2017 05:27	NP
Vinyl chloride	BRL	0.0020		mg/L	251197	1	11/08/2017 05:27	NP
Xylenes, Total	BRL	0.0050		mg/L	251197	1	11/08/2017 05:27	NP
Surr: 4-Bromofluorobenzene	83.7	68-127		%REC	251197	1	11/08/2017 05:27	NP
Surr: Dibromofluoromethane	105	84.4-122		%REC	251197	1	11/08/2017 05:27	NP
Surr: Toluene-d8	93.6	80.1-116		%REC	251197	1	11/08/2017 05:27	NP
Total Metals by ICP/MS SW6020B				**(SW3005A)**				

Qualifiers:

*	Value exceeds maximum contaminant level	E	Estimated (value above quantitation range)
BRL	Below reporting limit	S	Spike Recovery outside limits due to matrix
H	Holding times for preparation or analysis exceeded	Narr	See case narrative
N	Analyte not NELAC certified	NC	Not confirmed
B	Analyte detected in the associated method blank	<	Less than Result value
>	Greater than Result value	J	Estimated value detected below Reporting Limit

Analytical Environmental Services, Inc **Date:** 16-Nov-17

Client:	AMEC Foster Wheeler	**Client Sample ID:**	TW-9
Project Name:	BFEL Atlanta	**Collection Date:**	11/6/2017 4:07:00 PM
Lab ID:	1711501-006	**Matrix:**	Groundwater

Analyses	Result	Reporting Limit	Qual	Units	BatchID	Dilution Factor	Date Analyzed	Analyst
Total Metals by ICP/MS SW6020B				**(SW3005A)**				
Arsenic	BRL	0.00500		mg/L	251174	1	11/10/2017 04:41	TA
Copper	0.122	0.00200		mg/L	251174	1	11/10/2017 04:41	TA
Lead	BRL	0.00100		mg/L	251174	1	11/10/2017 04:41	TA
Zinc	3.79	0.100		mg/L	251174	10	11/12/2017 21:45	TA
ION SCAN SW9056A								
Nitrate	0.39	0.25		mg/L	R356601	1	11/07/2017 21:04	VL
Sulfate	260	50		mg/L	R356601	50	11/08/2017 13:02	VL
Dissolved Metals by ICP/MS SW6020B				**(SW3005A)**				
Arsenic	BRL	0.00500		mg/L	251309	1	11/13/2017 13:37	TA
Copper	0.101	0.0200		mg/L	251309	10	11/13/2017 19:12	TA
Lead	BRL	0.00100		mg/L	251309	1	11/13/2017 13:37	TA
Zinc	3.50	0.100		mg/L	251309	10	11/13/2017 19:12	TA
CHLORINATED PESTICIDES, TCL SW8081B				**(SW3510C)**				
4,4´-DDD	BRL	0.00010		mg/L	251044	1	11/08/2017 22:49	SH
4,4´-DDE	BRL	0.00010		mg/L	251044	1	11/08/2017 22:49	SH
4,4´-DDT	BRL	0.00010		mg/L	251044	1	11/08/2017 22:49	SH
alpha-BHC	0.014	0.00050		mg/L	251044	10	11/10/2017 20:28	SH
alpha-Chlordane	BRL	0.000050		mg/L	251044	1	11/08/2017 22:49	SH
beta-BHC	0.0062	0.00050		mg/L	251044	10	11/10/2017 20:28	SH
delta-BHC	0.0071	0.00050		mg/L	251044	10	11/10/2017 20:28	SH
Dieldrin	0.00017	0.00010		mg/L	251044	1	11/08/2017 22:49	SH
gamma-BHC	0.0011	0.000050		mg/L	251044	1	11/08/2017 22:49	SH
gamma-Chlordane	BRL	0.000050		mg/L	251044	1	11/08/2017 22:49	SH
Heptachlor	BRL	0.000050		mg/L	251044	1	11/08/2017 22:49	SH
Methoxychlor	BRL	0.00050		mg/L	251044	1	11/08/2017 22:49	SH
Toxaphene	BRL	0.0030		mg/L	251044	1	11/08/2017 22:49	SH
Surr: Decachlorobiphenyl	45	15.4-120		%REC	251044	1	11/08/2017 22:49	SH
Surr: Tetrachloro-m-xylene	53.8	37-126		%REC	251044	1	11/08/2017 22:49	SH

Qualifiers:

*	Value exceeds maximum contaminant level	E	Estimated (value above quantitation range)
BRL	Below reporting limit	S	Spike Recovery outside limits due to matrix
H	Holding times for preparation or analysis exceeded	Narr	See case narrative
N	Analyte not NELAC certified	NC	Not confirmed
B	Analyte detected in the associated method blank	<	Less than Result value
>	Greater than Result value	J	Estimated value detected below Reporting Limit

Analytical Environmental Services, Inc **Date:** 16-Nov-17

Client:	AMEC Foster Wheeler	**Client Sample ID:**	MW-113
Project Name:	BFEL Atlanta	**Collection Date:**	11/6/2017 12:55:00 PM
Lab ID:	1711501-007	**Matrix:**	Groundwater

Analyses	Result	Reporting Limit	Qual	Units	BatchID	Dilution Factor	Date Analyzed	Analyst
Volatile Organic Compounds by GC/MS SW8260B				**(SW5030B)**				
1,1,1-Trichloroethane	BRL	0.0050		mg/L	251197	1	11/08/2017 05:51	NP
1,1,2,2-Tetrachloroethane	BRL	0.0050		mg/L	251197	1	11/08/2017 05:51	NP
1,1,2-Trichloroethane	BRL	0.0050		mg/L	251197	1	11/08/2017 05:51	NP
1,1-Dichloroethane	BRL	0.0050		mg/L	251197	1	11/08/2017 05:51	NP
1,1-Dichloroethene	BRL	0.0050		mg/L	251197	1	11/08/2017 05:51	NP
1,1-Dichloropropene	BRL	0.0050		mg/L	251197	1	11/08/2017 05:51	NP
1,2,4-Trichlorobenzene	BRL	0.0050		mg/L	251197	1	11/08/2017 05:51	NP
1,2-Dichloroethane	BRL	0.0050		mg/L	251197	1	11/08/2017 05:51	NP
1,2-Dichloropropane	BRL	0.0050		mg/L	251197	1	11/08/2017 05:51	NP
1,4-Dioxane	BRL	0.15		mg/L	251197	1	11/08/2017 05:51	NP
2-Butanone	BRL	0.050		mg/L	251197	1	11/08/2017 05:51	NP
4-Methyl-2-pentanone	BRL	0.010		mg/L	251197	1	11/08/2017 05:51	NP
Acetone	BRL	0.050		mg/L	251197	1	11/08/2017 05:51	NP
Benzene	BRL	0.0050		mg/L	251197	1	11/08/2017 05:51	NP
Carbon disulfide	BRL	0.0050		mg/L	251197	1	11/08/2017 05:51	NP
Carbon tetrachloride	BRL	0.0050		mg/L	251197	1	11/08/2017 05:51	NP
Chlorobenzene	BRL	0.0050		mg/L	251197	1	11/08/2017 05:51	NP
Chloroethane	BRL	0.010		mg/L	251197	1	11/08/2017 05:51	NP
Chloroform	BRL	0.0050		mg/L	251197	1	11/08/2017 05:51	NP
Chloromethane	BRL	0.0050		mg/L	251197	1	11/08/2017 05:51	NP
cis-1,2-Dichloroethene	0.079	0.0050		mg/L	251197	1	11/08/2017 05:51	NP
Cyclohexane	BRL	0.0050		mg/L	251197	1	11/08/2017 05:51	NP
Ethylbenzene	BRL	0.0050		mg/L	251197	1	11/08/2017 05:51	NP
Isobutyl Alcohol	BRL	0.20		mg/L	251197	1	11/08/2017 05:51	NP
Isopropylbenzene	BRL	0.0050		mg/L	251197	1	11/08/2017 05:51	NP
Methylene chloride	BRL	0.0050		mg/L	251197	1	11/08/2017 05:51	NP
Naphthalene	BRL	0.0050		mg/L	251197	1	11/08/2017 05:51	NP
Styrene	BRL	0.0050		mg/L	251197	1	11/08/2017 05:51	NP
Tetrachloroethene	BRL	0.0050		mg/L	251197	1	11/08/2017 05:51	NP
Tetrahydrofuran	BRL	0.010		mg/L	251197	1	11/08/2017 05:51	NP
Toluene	BRL	0.0050		mg/L	251197	1	11/08/2017 05:51	NP
trans-1,2-Dichloroethene	BRL	0.0050		mg/L	251197	1	11/08/2017 05:51	NP
Trichloroethene	0.088	0.0050		mg/L	251197	1	11/08/2017 05:51	NP
Trichlorofluoromethane	BRL	0.0050		mg/L	251197	1	11/08/2017 05:51	NP
Vinyl chloride	BRL	0.0020		mg/L	251197	1	11/08/2017 05:51	NP
Xylenes, Total	BRL	0.0050		mg/L	251197	1	11/08/2017 05:51	NP
Surr: 4-Bromofluorobenzene	81.8	68-127		%REC	251197	1	11/08/2017 05:51	NP
Surr: Dibromofluoromethane	106	84.4-122		%REC	251197	1	11/08/2017 05:51	NP
Surr: Toluene-d8	94	80.1-116		%REC	251197	1	11/08/2017 05:51	NP
Total Metals by ICP/MS SW6020B				**(SW3005A)**				

Qualifiers:

*	Value exceeds maximum contaminant level	E	Estimated (value above quantitation range)
BRL	Below reporting limit	S	Spike Recovery outside limits due to matrix
H	Holding times for preparation or analysis exceeded	Narr	See case narrative
N	Analyte not NELAC certified	NC	Not confirmed
B	Analyte detected in the associated method blank	<	Less than Result value
>	Greater than Result value	J	Estimated value detected below Reporting Limit

Analytical Environmental Services, Inc **Date:** 16-Nov-17

Client:	AMEC Foster Wheeler	**Client Sample ID:**	MW-113
Project Name:	BFEL Atlanta	**Collection Date:**	11/6/2017 12:55:00 PM
Lab ID:	1711501-007	**Matrix:**	Groundwater

Analyses	Result	Reporting Limit	Qual	Units	BatchID	Dilution Factor	Date Analyzed	Analyst
Total Metals by ICP/MS SW6020B				**(SW3005A)**				
Arsenic	BRL	0.00500		mg/L	251174	1	11/10/2017 04:43	TA
Copper	9.16	0.200		mg/L	251174	100	11/12/2017 21:47	TA
Lead	0.00279	0.00100		mg/L	251174	1	11/10/2017 04:43	TA
Zinc	68.8	1.00		mg/L	251174	100	11/12/2017 21:47	TA
ION SCAN SW9056A								
Nitrate	2.8	2.5		mg/L	R356601	10	11/07/2017 21:50	VL
Sulfate	890	50		mg/L	R356601	50	11/08/2017 13:17	VL
Dissolved Metals by ICP/MS SW6020B				**(SW3005A)**				
Arsenic	BRL	0.00500		mg/L	251309	1	11/13/2017 13:39	TA
Copper	9.11	0.200		mg/L	251309	100	11/13/2017 19:14	TA
Lead	BRL	0.00100		mg/L	251309	1	11/13/2017 13:39	TA
Zinc	66.3	1.00		mg/L	251309	100	11/13/2017 19:14	TA
CHLORINATED PESTICIDES, TCL SW8081B				**(SW3510C)**				
4,4´-DDD	BRL	0.00010		mg/L	251044	1	11/08/2017 23:00	SH
4,4´-DDE	BRL	0.00010		mg/L	251044	1	11/08/2017 23:00	SH
4,4´-DDT	BRL	0.00010		mg/L	251044	1	11/08/2017 23:00	SH
alpha-BHC	0.00021	0.000050		mg/L	251044	1	11/08/2017 23:00	SH
alpha-Chlordane	BRL	0.000050		mg/L	251044	1	11/08/2017 23:00	SH
beta-BHC	0.00036	0.000050		mg/L	251044	1	11/08/2017 23:00	SH
delta-BHC	0.000096	0.000050		mg/L	251044	1	11/08/2017 23:00	SH
Dieldrin	BRL	0.00010		mg/L	251044	1	11/08/2017 23:00	SH
gamma-BHC	0.00016	0.000050		mg/L	251044	1	11/08/2017 23:00	SH
gamma-Chlordane	BRL	0.000050		mg/L	251044	1	11/08/2017 23:00	SH
Heptachlor	BRL	0.000050		mg/L	251044	1	11/08/2017 23:00	SH
Methoxychlor	BRL	0.00050		mg/L	251044	1	11/08/2017 23:00	SH
Toxaphene	BRL	0.0030		mg/L	251044	1	11/08/2017 23:00	SH
Surr: Decachlorobiphenyl	35.2	15.4-120		%REC	251044	1	11/08/2017 23:00	SH
Surr: Tetrachloro-m-xylene	52.5	37-126		%REC	251044	1	11/08/2017 23:00	SH

Qualifiers:

*	Value exceeds maximum contaminant level	E	Estimated (value above quantitation range)
BRL	Below reporting limit	S	Spike Recovery outside limits due to matrix
H	Holding times for preparation or analysis exceeded	Narr	See case narrative
N	Analyte not NELAC certified	NC	Not confirmed
B	Analyte detected in the associated method blank	<	Less than Result value
>	Greater than Result value	J	Estimated value detected below Reporting Limit

Analytical Environmental Services, Inc **Date:** 16-Nov-17

Client:	AMEC Foster Wheeler	**Client Sample ID:**	MW-114
Project Name:	BFEL Atlanta	**Collection Date:**	11/6/2017 4:15:00 PM
Lab ID:	1711501-008	**Matrix:**	Groundwater

Analyses	Result	Reporting Limit	Qual	Units	BatchID	Dilution Factor	Date Analyzed	Analyst
Volatile Organic Compounds by GC/MS SW8260B				**(SW5030B)**				
1,1,1-Trichloroethane	BRL	0.0050		mg/L	251197	1	11/08/2017 06:15	NP
1,1,2,2-Tetrachloroethane	BRL	0.0050		mg/L	251197	1	11/08/2017 06:15	NP
1,1,2-Trichloroethane	BRL	0.0050		mg/L	251197	1	11/08/2017 06:15	NP
1,1-Dichloroethane	BRL	0.0050		mg/L	251197	1	11/08/2017 06:15	NP
1,1-Dichloroethene	BRL	0.0050		mg/L	251197	1	11/08/2017 06:15	NP
1,1-Dichloropropene	BRL	0.0050		mg/L	251197	1	11/08/2017 06:15	NP
1,2,4-Trichlorobenzene	BRL	0.0050		mg/L	251197	1	11/08/2017 06:15	NP
1,2-Dichloroethane	BRL	0.0050		mg/L	251197	1	11/08/2017 06:15	NP
1,2-Dichloropropane	BRL	0.0050		mg/L	251197	1	11/08/2017 06:15	NP
1,4-Dioxane	BRL	0.15		mg/L	251197	1	11/08/2017 06:15	NP
2-Butanone	BRL	0.050		mg/L	251197	1	11/08/2017 06:15	NP
4-Methyl-2-pentanone	BRL	0.010		mg/L	251197	1	11/08/2017 06:15	NP
Acetone	BRL	0.050		mg/L	251197	1	11/08/2017 06:15	NP
Benzene	BRL	0.0050		mg/L	251197	1	11/08/2017 06:15	NP
Carbon disulfide	BRL	0.0050		mg/L	251197	1	11/08/2017 06:15	NP
Carbon tetrachloride	BRL	0.0050		mg/L	251197	1	11/08/2017 06:15	NP
Chlorobenzene	BRL	0.0050		mg/L	251197	1	11/08/2017 06:15	NP
Chloroethane	BRL	0.010		mg/L	251197	1	11/08/2017 06:15	NP
Chloroform	BRL	0.0050		mg/L	251197	1	11/08/2017 06:15	NP
Chloromethane	BRL	0.0050		mg/L	251197	1	11/08/2017 06:15	NP
cis-1,2-Dichloroethene	BRL	0.0050		mg/L	251197	1	11/08/2017 06:15	NP
Cyclohexane	BRL	0.0050		mg/L	251197	1	11/08/2017 06:15	NP
Ethylbenzene	BRL	0.0050		mg/L	251197	1	11/08/2017 06:15	NP
Isobutyl Alcohol	BRL	0.20		mg/L	251197	1	11/08/2017 06:15	NP
Isopropylbenzene	BRL	0.0050		mg/L	251197	1	11/08/2017 06:15	NP
Methylene chloride	BRL	0.0050		mg/L	251197	1	11/08/2017 06:15	NP
Naphthalene	BRL	0.0050		mg/L	251197	1	11/08/2017 06:15	NP
Styrene	BRL	0.0050		mg/L	251197	1	11/08/2017 06:15	NP
Tetrachloroethene	BRL	0.0050		mg/L	251197	1	11/08/2017 06:15	NP
Tetrahydrofuran	BRL	0.010		mg/L	251197	1	11/08/2017 06:15	NP
Toluene	BRL	0.0050		mg/L	251197	1	11/08/2017 06:15	NP
trans-1,2-Dichloroethene	BRL	0.0050		mg/L	251197	1	11/08/2017 06:15	NP
Trichloroethene	BRL	0.0050		mg/L	251197	1	11/08/2017 06:15	NP
Trichlorofluoromethane	BRL	0.0050		mg/L	251197	1	11/08/2017 06:15	NP
Vinyl chloride	BRL	0.0020		mg/L	251197	1	11/08/2017 06:15	NP
Xylenes, Total	BRL	0.0050		mg/L	251197	1	11/08/2017 06:15	NP
Surr: 4-Bromofluorobenzene	82.4	68-127		%REC	251197	1	11/08/2017 06:15	NP
Surr: Dibromofluoromethane	108	84.4-122		%REC	251197	1	11/08/2017 06:15	NP
Surr: Toluene-d8	94.4	80.1-116		%REC	251197	1	11/08/2017 06:15	NP
Total Metals by ICP/MS SW6020B				**(SW3005A)**				

Qualifiers:

*	Value exceeds maximum contaminant level	E	Estimated (value above quantitation range)
BRL	Below reporting limit	S	Spike Recovery outside limits due to matrix
H	Holding times for preparation or analysis exceeded	Narr	See case narrative
N	Analyte not NELAC certified	NC	Not confirmed
B	Analyte detected in the associated method blank	<	Less than Result value
>	Greater than Result value	J	Estimated value detected below Reporting Limit

Analytical Environmental Services, Inc **Date:** 16-Nov-17

Client:	AMEC Foster Wheeler	**Client Sample ID:**	MW-114
Project Name:	BFEL Atlanta	**Collection Date:**	11/6/2017 4:15:00 PM
Lab ID:	1711501-008	**Matrix:**	Groundwater

Analyses	Result	Reporting Limit	Qual	Units	BatchID	Dilution Factor	Date Analyzed	Analyst
Total Metals by ICP/MS SW6020B				**(SW3005A)**				
Arsenic	BRL	0.00500		mg/L	251174	1	11/10/2017 04:45	TA
Copper	1.59	0.0200		mg/L	251174	10	11/12/2017 21:49	TA
Lead	BRL	0.00100		mg/L	251174	1	11/10/2017 04:45	TA
Zinc	9.04	0.100		mg/L	251174	10	11/12/2017 21:49	TA
ION SCAN SW9056A								
Nitrate	24	2.5		mg/L	R356601	10	11/07/2017 22:20	VL
Sulfate	480	20		mg/L	R356601	20	11/08/2017 13:32	VL
Dissolved Metals by ICP/MS SW6020B				**(SW3005A)**				
Arsenic	BRL	0.00500		mg/L	251309	1	11/13/2017 13:41	TA
Copper	1.48	0.0200		mg/L	251309	10	11/13/2017 19:16	TA
Lead	BRL	0.00100		mg/L	251309	1	11/13/2017 13:41	TA
Zinc	7.97	0.100		mg/L	251309	10	11/13/2017 19:16	TA
CHLORINATED PESTICIDES, TCL SW8081B				**(SW3510C)**				
4,4´-DDD	BRL	0.00010		mg/L	251044	1	11/08/2017 23:11	SH
4,4´-DDE	BRL	0.00010		mg/L	251044	1	11/08/2017 23:11	SH
4,4´-DDT	BRL	0.00010		mg/L	251044	1	11/08/2017 23:11	SH
alpha-BHC	0.00033	0.000050		mg/L	251044	1	11/08/2017 23:11	SH
alpha-Chlordane	BRL	0.000050		mg/L	251044	1	11/08/2017 23:11	SH
beta-BHC	0.0020	0.00025		mg/L	251044	5	11/10/2017 20:40	SH
delta-BHC	0.00013	0.000050		mg/L	251044	1	11/08/2017 23:11	SH
Dieldrin	BRL	0.00010		mg/L	251044	1	11/08/2017 23:11	SH
gamma-BHC	0.00017	0.000050		mg/L	251044	1	11/08/2017 23:11	SH
gamma-Chlordane	BRL	0.000050		mg/L	251044	1	11/08/2017 23:11	SH
Heptachlor	BRL	0.000050		mg/L	251044	1	11/08/2017 23:11	SH
Methoxychlor	BRL	0.00050		mg/L	251044	1	11/08/2017 23:11	SH
Toxaphene	BRL	0.0030		mg/L	251044	1	11/08/2017 23:11	SH
Surr: Decachlorobiphenyl	65.9	15.4-120		%REC	251044	1	11/08/2017 23:11	SH
Surr: Tetrachloro-m-xylene	79.2	37-126		%REC	251044	1	11/08/2017 23:11	SH

Qualifiers:

- * Value exceeds maximum contaminant level
- BRL Below reporting limit
- H Holding times for preparation or analysis exceeded
- N Analyte not NELAC certified
- B Analyte detected in the associated method blank
- > Greater than Result value
- E Estimated (value above quantitation range)
- S Spike Recovery outside limits due to matrix
- Narr See case narrative
- NC Not confirmed
- < Less than Result value
- J Estimated value detected below Reporting Limit

Analytical Environmental Services, Inc **Date:** 16-Nov-17

Client:	AMEC Foster Wheeler	**Client Sample ID:**	DUP-2
Project Name:	BFEL Atlanta	**Collection Date:**	11/6/2017 12:00:00 PM
Lab ID:	1711501-009	**Matrix:**	Groundwater

Analyses	Result	Reporting Limit	Qual	Units	BatchID	Dilution Factor	Date Analyzed	Analyst
ION SCAN SW9056A								
Nitrate	2.6	0.25		mg/L	R356601	1	11/07/2017 17:18	VL
Sulfate	870	50		mg/L	R356601	50	11/08/2017 12:32	VL

Qualifiers:

*	Value exceeds maximum contaminant level	E	Estimated (value above quantitation range)
BRL	Below reporting limit	S	Spike Recovery outside limits due to matrix
H	Holding times for preparation or analysis exceeded	Narr	See case narrative
N	Analyte not NELAC certified	NC	Not confirmed
B	Analyte detected in the associated method blank	<	Less than Result value
>	Greater than Result value	J	Estimated value detected below Reporting Limit

Analytical Environmental Services, Inc

Date: 16-Nov-17

SUMMARY OF ANALYTES DETECTED

Analyses	Result	Qual	MDL	Reporting Limit	Units	BatchID	Dilution Factor
Client Sample ID: MW-106D				**Lab ID:** 1711501-002			
Collection Date: 11/6/2017 2:53:00 PM				**Matrix:** Groundwater			
Total Metals by ICP/MS SW6020B				**(SW3005A)**			
Copper	0.00373		0.000126	0.00200	mg/L	251174	1
Zinc	0.240		0.00580	0.100	mg/L	251174	10
ION SCAN SW9056A							
Nitrate	0.80		0.055	0.25	mg/L	R356601	1
Sulfate	310		1.2	10	mg/L	R356601	10
Dissolved Metals by ICP/MS SW6020B				**(SW3005A)**			
Copper	0.00435		0.00126	0.00400	mg/L	251309	10
Zinc	0.229		0.00580	0.100	mg/L	251309	10
CHLORINATED PESTICIDES, TCL SW8081B				**(SW3510C)**			
alpha-BHC	0.0062		0.00018	0.00050	mg/L	251044	10
beta-BHC	0.0020		0.00015	0.00050	mg/L	251044	10
delta-BHC	0.0060		0.00014	0.00050	mg/L	251044	10
gamma-BHC	0.0040		0.00017	0.00050	mg/L	251044	10
Client Sample ID: TW-8				**Lab ID:** 1711501-003			
Collection Date: 11/6/2017 12:12:00 PM				**Matrix:** Groundwater			
Volatile Organic Compounds by GC/MS SW8260B				**(SW5030B)**			
1,2,4-Trichlorobenzene	0.014		0.00039	0.0050	mg/L	251197	1
Benzene	0.0061		0.00037	0.0050	mg/L	251197	1
Chlorobenzene	0.25		0.0084	0.10	mg/L	251197	20
Total Metals by ICP/MS SW6020B				**(SW3005A)**			
Arsenic	0.163		0.000156	0.00500	mg/L	251174	1
Copper	0.0262		0.000126	0.00200	mg/L	251174	1
Zinc	2.92		0.00580	0.100	mg/L	251174	10
ION SCAN SW9056A							
Sulfate	620		2.3	20	mg/L	R356601	20
Dissolved Metals by ICP/MS SW6020B				**(SW3005A)**			
Arsenic	0.0727		0.000156	0.00500	mg/L	251309	1
Copper	0.00561		0.00126	0.00500	mg/L	251309	10
Zinc	2.21		0.00580	0.100	mg/L	251309	10
CHLORINATED PESTICIDES, TCL SW8081B				**(SW3510C)**			
alpha-BHC	0.36		0.0090	0.025	mg/L	251044	500
alpha-Chlordane	0.00028		0.000039	0.000050	mg/L	251044	1
beta-BHC	0.045		0.0015	0.0050	mg/L	251044	100
delta-BHC	0.11		0.0014	0.0050	mg/L	251044	100
Dieldrin	0.0029		0.000017	0.00010	mg/L	251044	1
gamma-BHC	0.15		0.0086	0.025	mg/L	251044	500
gamma-Chlordane	0.00085		0.000062	0.000050	mg/L	251044	1
Client Sample ID: DUP-3				**Lab ID:** 1711501-004			
Collection Date: 11/6/2017 12:00:00 PM				**Matrix:** Groundwater			
CHLORINATED PESTICIDES, TCL SW8081B				**(SW3510C)**			
4,4´-DDT	0.014		0.0026	0.010	mg/L	251044	100
alpha-BHC	0.38		0.0090	0.025	mg/L	251044	500
alpha-Chlordane	0.00028		0.000039	0.000050	mg/L	251044	1

Analytical Environmental Services, Inc

Date: 16-Nov-17

SUMMARY OF ANALYTES DETECTED

Analyses	Result	Qual	MDL	Reporting Limit	Units	BatchID	Dilution Factor
Client Sample ID: DUP-3				**Lab ID:** 1711501-004			
Collection Date: 11/6/2017 12:00:00 PM				**Matrix:** Groundwater			
CHLORINATED PESTICIDES, TCL SW8081B				**(SW3510C)**			
beta-BHC	0.046		0.0015	0.0050	mg/L	251044	100
delta-BHC	0.12		0.0014	0.0050	mg/L	251044	100
gamma-BHC	0.15		0.0086	0.025	mg/L	251044	500
gamma-Chlordane	0.00093		0.000062	0.000050	mg/L	251044	1
Client Sample ID: TW-6				**Lab ID:** 1711501-005			
Collection Date: 11/6/2017 1:42:00 PM				**Matrix:** Groundwater			
Total Metals by ICP/MS SW6020B				**(SW3005A)**			
Copper	0.123		0.000126	0.00200	mg/L	251174	1
Zinc	0.604		0.000580	0.0100	mg/L	251174	1
ION SCAN SW9056A							
Nitrate	34		0.55	2.5	mg/L	R356601	10
Sulfate	260		1.2	10	mg/L	R356601	10
Dissolved Metals by ICP/MS SW6020B				**(SW3005A)**			
Copper	0.0840		0.000126	0.00200	mg/L	251309	1
Zinc	0.550		0.000580	0.0100	mg/L	251309	1
CHLORINATED PESTICIDES, TCL SW8081B				**(SW3510C)**			
alpha-BHC	0.000088		0.000018	0.000050	mg/L	251044	1
beta-BHC	0.00074		0.000015	0.000050	mg/L	251044	1
gamma-BHC	0.000060		0.000017	0.000050	mg/L	251044	1
Client Sample ID: TW-9				**Lab ID:** 1711501-006			
Collection Date: 11/6/2017 4:07:00 PM				**Matrix:** Groundwater			
Volatile Organic Compounds by GC/MS SW8260B				**(SW5030B)**			
Chlorobenzene	0.0076		0.00042	0.0050	mg/L	251197	1
Total Metals by ICP/MS SW6020B				**(SW3005A)**			
Copper	0.122		0.000126	0.00200	mg/L	251174	1
Zinc	3.79		0.00580	0.100	mg/L	251174	10
ION SCAN SW9056A							
Nitrate	0.39		0.055	0.25	mg/L	R356601	1
Sulfate	260		5.8	50	mg/L	R356601	50
Dissolved Metals by ICP/MS SW6020B				**(SW3005A)**			
Copper	0.101		0.00126	0.0200	mg/L	251309	10
Zinc	3.50		0.00580	0.100	mg/L	251309	10
CHLORINATED PESTICIDES, TCL SW8081B				**(SW3510C)**			
alpha-BHC	0.014		0.00018	0.00050	mg/L	251044	10
beta-BHC	0.0062		0.00015	0.00050	mg/L	251044	10
delta-BHC	0.0071		0.00014	0.00050	mg/L	251044	10
Dieldrin	0.00017		0.000017	0.00010	mg/L	251044	1
gamma-BHC	0.0011		0.000017	0.000050	mg/L	251044	1
Client Sample ID: MW-113				**Lab ID:** 1711501-007			
Collection Date: 11/6/2017 12:55:00 PM				**Matrix:** Groundwater			
Volatile Organic Compounds by GC/MS SW8260B				**(SW5030B)**			
cis-1,2-Dichloroethene	0.079		0.00028	0.0050	mg/L	251197	1
Trichloroethene	0.088		0.00030	0.0050	mg/L	251197	1

Analytical Environmental Services, Inc

Date: 16-Nov-17

SUMMARY OF ANALYTES DETECTED

Analyses	Result	Qual	MDL	Reporting Limit	Units	BatchID	Dilution Factor
Client Sample ID: MW-113				**Lab ID:** 1711501-007			
Collection Date: 11/6/2017 12:55:00 PM				**Matrix:** Groundwater			
Total Metals by ICP/MS SW6020B				**(SW3005A)**			
Copper	9.16		0.0126	0.200	mg/L	251174	100
Lead	0.00279		0.000215	0.00100	mg/L	251174	1
Zinc	68.8		0.0580	1.00	mg/L	251174	100
ION SCAN SW9056A							
Nitrate	2.8		0.55	2.5	mg/L	R356601	10
Sulfate	890		5.8	50	mg/L	R356601	50
Dissolved Metals by ICP/MS SW6020B				**(SW3005A)**			
Copper	9.11		0.0126	0.200	mg/L	251309	100
Zinc	66.3		0.0580	1.00	mg/L	251309	100
CHLORINATED PESTICIDES, TCL SW8081B				**(SW3510C)**			
alpha-BHC	0.00021		0.000018	0.000050	mg/L	251044	1
beta-BHC	0.00036		0.000015	0.000050	mg/L	251044	1
delta-BHC	0.000096		0.000014	0.000050	mg/L	251044	1
gamma-BHC	0.00016		0.000017	0.000050	mg/L	251044	1
Client Sample ID: MW-114				**Lab ID:** 1711501-008			
Collection Date: 11/6/2017 4:15:00 PM				**Matrix:** Groundwater			
Total Metals by ICP/MS SW6020B				**(SW3005A)**			
Copper	1.59		0.00126	0.0200	mg/L	251174	10
Zinc	9.04		0.00580	0.100	mg/L	251174	10
ION SCAN SW9056A							
Nitrate	24		0.55	2.5	mg/L	R356601	10
Sulfate	480		2.3	20	mg/L	R356601	20
Dissolved Metals by ICP/MS SW6020B				**(SW3005A)**			
Copper	1.48		0.00126	0.0200	mg/L	251309	10
Zinc	7.97		0.00580	0.100	mg/L	251309	10
CHLORINATED PESTICIDES, TCL SW8081B				**(SW3510C)**			
alpha-BHC	0.00033		0.000018	0.000050	mg/L	251044	1
beta-BHC	0.0020		0.000077	0.00025	mg/L	251044	5
delta-BHC	0.00013		0.000014	0.000050	mg/L	251044	1
gamma-BHC	0.00017		0.000017	0.000050	mg/L	251044	1
Client Sample ID: DUP-2				**Lab ID:** 1711501-009			
Collection Date: 11/6/2017 12:00:00 PM				**Matrix:** Groundwater			
ION SCAN SW9056A							
Nitrate	2.6		0.055	0.25	mg/L	R356601	1
Sulfate	870		5.8	50	mg/L	R356601	50

Qualifiers:

- * Value exceeds maximum contaminant level
- BRL Below reporting limit
- H Holding times for preparation or analysis exceeded
- N Analyte not NELAC certified
- B Analyte detected in the associated method blank
- > Greater than Result value
- E Estimated (value above quantitation range)
- S Spike Recovery outside limits due to matrix
- Narr See case narrative
- NC Not confirmed
- < Less than Result value
- J Estimated value detected below Reporting Limit

Clear Save as

AES | Analytical Environmental Services, Inc.

SAMPLE/COOLER RECEIPT CHECKLIST

1. Client Name: **AMEC Foster Wheeler** AES Work Order Number: **1710T90**

2. Carrier: FedEx ☐ UPS ☐ USPS ☐ Client ☐ Courier ■ Other _____

		Yes	No	N/A	Details	Comments
3.	Shipping container/cooler received in good condition?	○	○	○	damaged ☐ leaking ☐ other ☐	
4.	Custody seals present on shipping container?	○	○	○		
5.	Custody seals intact on shipping container?	○	○	○		
6.	Temperature blanks present?	○	○	○		
7.	Cooler temperature(s) within limits of 0-6°C? [See item 13 and 14 for temperature recordings.]	○	○	○	Cooling initiated for recently collected samples / ice present ☐	
8.	Chain of Custody (COC) present?	○	○	○		
9.	Chain of Custody signed, dated, and timed when relinquished and received?	○	○	○		
10.	Sampler name and/or signature on COC?	○	○	○		
11.	Were all samples received within holding time?	○	○	○		
12.	TAT marked on the COC?	○	○	○	If no TAT indicated, proceeded with standard TAT per Terms & Conditions. ☐	

13. Cooler 1 Temperature 3.3 °C Cooler 2 Temperature 3.8 °C Cooler 3 Temperature _____ °C Cooler 4 Temperature _____ °C

14. Cooler 5 Temperature _____ °C Cooler 6 Temperature _____ °C Cooler 7 Temperature _____ °C Cooler 8 Temperature _____ °C

15. Comments: _____

I certify that I have completed sections 1-15 (dated initials). MJ 10/31/17

		Yes	No	N/A	Details	Comments
16.	Were sample containers intact upon receipt?	○	○	○		
17.	Custody seals present on sample containers?	○	○	○		
18.	Custody seals intact on sample containers?	○	○	○		
19.	Do sample container labels match the COC?	○	○	○	incomplete info ☐ illegible ☐ no label ☐ other ☐	
20.	Are analyses requested indicated on the COC?	○	○	○		
21.	Were all of the samples listed on the COC received?	○	○	○	samples received but not listed on COC ☐ samples listed on COC not received ☐	
22.	Was the sample collection date/time noted?	○	○	○		
23.	Did we receive sufficient sample volume for indicated analyses?	○	○	○		
24.	Were samples received in appropriate containers?	○	○	○		
25.	Were VOA samples received without headspace (< 1/4" bubble)?	○	○	○		
26.	Were trip blanks submitted?	○	○	○	listed on COC ■ not listed on COC ☐	

27. Comments: _____

I certify that I have completed sections 16-27 (dated initials). MJ 10/31/17

This section only applies to samples where pH can be checked at Sample Receipt.

		Yes	No	N/A	Details	Comments
28.	Have containers needing chemical preservation been checked? *	○	○	○		
29.	Containers meet preservation guidelines?	○	○	○		
30.	Was pH adjusted at Sample Receipt?	○	○	○		

* Note: Certain analyses require chemical preservation but must be checked in the laboratory and not upon Sample Receipt such as Coliforms, VOCs and Oil & Grease/TPH.

I certify that I have completed sections 28-30 (dated initials). MJ 10/31/17

Checklist 6.9.17 Rev 2

Locked

Client: AMEC Foster Wheeler
Project Name: BFEL Atlanta
Workorder: 1711501

ANALYTICAL QC SUMMARY REPORT

BatchID: 251044

Sample ID: **MB-251044**	Client ID:				Units: **mg/L**		Prep Date: **11/06/2017**		Run No: **356841**	
SampleType: **MBLK**	TestCode: **CHLORINATED PESTICIDES, TCL SW8081B**				BatchID: **251044**		Analysis Date: **11/13/2017**		Seq No: **7861958**	
Analyte	Result	RPT Limit	SPK value	SPK Ref Val	%REC	Low Limit	High Limit	RPD Ref Val	%RPD	RPD Limit	Qual
4,4´-DDD	BRL	0.00010									
4,4´-DDE	BRL	0.00010									
4,4´-DDT	BRL	0.00010									
alpha-BHC	BRL	0.000050									
alpha-Chlordane	BRL	0.000050									
beta-BHC	BRL	0.000050									
Dieldrin	BRL	0.00010									
gamma-BHC	BRL	0.000050									
gamma-Chlordane	BRL	0.000050									
Heptachlor	BRL	0.000050									
Methoxychlor	BRL	0.00050									
Toxaphene	BRL	0.0050									
Surr: Decachlorobiphenyl	0.000306	0	0.0005		61.2	15.4	120				
Surr: Tetrachloro-m-xylene	0.000402	0	0.0005		80.4	37	126				

Sample ID: **MB-251044**	Client ID:				Units: **mg/L**		Prep Date: **11/06/2017**		Run No: **356853**	
SampleType: **MBLK**	TestCode: **CHLORINATED PESTICIDES, TCL SW8081B**				BatchID: **251044**		Analysis Date: **11/14/2017**		Seq No: **7864326**	
Analyte	Result	RPT Limit	SPK value	SPK Ref Val	%REC	Low Limit	High Limit	RPD Ref Val	%RPD	RPD Limit	Qual
delta-BHC	BRL	0.000050									

Sample ID: **LCS-251044**	Client ID:				Units: **mg/L**		Prep Date: **11/06/2017**		Run No: **356853**	
SampleType: **LCS**	TestCode: **CHLORINATED PESTICIDES, TCL SW8081B**				BatchID: **251044**		Analysis Date: **11/14/2017**		Seq No: **7864327**	
Analyte	Result	RPT Limit	SPK value	SPK Ref Val	%REC	Low Limit	High Limit	RPD Ref Val	%RPD	RPD Limit	Qual
4,4´-DDT	0.000558	0.00010	0.0005		112	61.9	135				
Dieldrin	0.000513	0.00010	0.0005		103	70.3	126				
gamma-BHC	0.000511	0.000050	0.0005		102	70.9	129				

Qualifiers:

>	Greater than Result value	<	Less than Result value	B	Analyte detected in the associated method blank
BRL	Below reporting limit	E	Estimated (value above quantitation range)	H	Holding times for preparation or analysis exceeded
J	Estimated value detected below Reporting Limit	N	Analyte not NELAC certified	R	RPD outside limits due to matrix
Rpt Lim	Reporting Limit	S	Spike Recovery outside limits due to matrix		

Client: AMEC Foster Wheeler
Project Name: BFEL Atlanta
Workorder: 1711501

ANALYTICAL QC SUMMARY REPORT

BatchID: 251044

Sample ID: **LCS-251044** Client ID: Units: **mg/L** Prep Date: **11/06/2017** Run No: **356853**
SampleType: **LCS** TestCode: **CHLORINATED PESTICIDES, TCL SW8081B** BatchID: **251044** Analysis Date: **11/14/2017** Seq No: **7864327**

Analyte	Result	RPT Limit	SPK value	SPK Ref Val	%REC	Low Limit	High Limit	RPD Ref Val	%RPD	RPD Limit	Qual
Heptachlor	0.000474	0.000050	0.0005		94.7	63.5	128				
Surr: Decachlorobiphenyl	0.000249	0	0.0005		49.9	15.4	120				
Surr: Tetrachloro-m-xylene	0.000401	0	0.0005		80.2	37	126				

Sample ID: **1711387-006DMS** Client ID: Units: **mg/L** Prep Date: **11/06/2017** Run No: **356853**
SampleType: **MS** TestCode: **CHLORINATED PESTICIDES, TCL SW8081B** BatchID: **251044** Analysis Date: **11/14/2017** Seq No: **7864329**

Analyte	Result	RPT Limit	SPK value	SPK Ref Val	%REC	Low Limit	High Limit	RPD Ref Val	%RPD	RPD Limit	Qual
4,4´-DDT	0.001091	0.00010	0.0010		109	43.2	136				
Dieldrin	0.000946	0.00010	0.0010		94.6	44	139				
gamma-BHC	0.000963	0.000050	0.0010		96.3	53.8	141				
Heptachlor	0.001023	0.000050	0.0010		102	34.3	144				
Surr: Decachlorobiphenyl	0.000404	0	0.0005		80.7	15.4	120				
Surr: Tetrachloro-m-xylene	0.000374	0	0.0005		74.8	37	126				

Sample ID: **1711387-006DMSD** Client ID: Units: **mg/L** Prep Date: **11/06/2017** Run No: **356853**
SampleType: **MSD** TestCode: **CHLORINATED PESTICIDES, TCL SW8081B** BatchID: **251044** Analysis Date: **11/14/2017** Seq No: **7864330**

Analyte	Result	RPT Limit	SPK value	SPK Ref Val	%REC	Low Limit	High Limit	RPD Ref Val	%RPD	RPD Limit	Qual
4,4´-DDT	0.001136	0.00010	0.0010		114	43.2	136	0.001091	4.10	21.1	
Dieldrin	0.000966	0.00010	0.0010		96.6	44	139	0.0009463	2.08	20	
gamma-BHC	0.000924	0.000050	0.0010		92.4	53.8	141	0.0009633	4.15	20	
Heptachlor	0.000951	0.000050	0.0010		95.1	34.3	144	0.001023	7.32	24.4	
Surr: Decachlorobiphenyl	0.000434	0	0.0005		86.8	15.4	120	0.0004036	0	0	
Surr: Tetrachloro-m-xylene	0.000353	0	0.0005		70.6	37	126	0.0003740	0	0	

Qualifiers:

>	Greater than Result value	<	Less than Result value	B	Analyte detected in the associated method blank
BRL	Below reporting limit	E	Estimated (value above quantitation range)	H	Holding times for preparation or analysis exceeded
J	Estimated value detected below Reporting Limit	N	Analyte not NELAC certified	R	RPD outside limits due to matrix
Rpt Lim	Reporting Limit	S	Spike Recovery outside limits due to matrix		

Client: AMEC Foster Wheeler
Project Name: BFEL Atlanta
Workorder: 1711501

ANALYTICAL QC SUMMARY REPORT

BatchID: 251174

Sample ID: **MB-251174**	Client ID:			Units: **mg/L**	Prep Date: **11/07/2017**	Run No: **356630**
SampleType: **MBLK**	TestCode: **Total Metals by ICP/MS** **SW6020B**			BatchID: **251174**	Analysis Date: **11/10/2017**	Seq No: **7856753**

Analyte	Result	RPT Limit	SPK value	SPK Ref Val	%REC	Low Limit	High Limit	RPD Ref Val	%RPD	RPD Limit	Qual
Arsenic	BRL	0.00500									
Copper	BRL	0.00200									
Lead	BRL	0.00100									
Zinc	BRL	0.0100									

Sample ID: **LCS-251174**	Client ID:			Units: **mg/L**	Prep Date: **11/07/2017**	Run No: **356630**
SampleType: **LCS**	TestCode: **Total Metals by ICP/MS** **SW6020B**			BatchID: **251174**	Analysis Date: **11/10/2017**	Seq No: **7856756**

Analyte	Result	RPT Limit	SPK value	SPK Ref Val	%REC	Low Limit	High Limit	RPD Ref Val	%RPD	RPD Limit	Qual
Arsenic	0.1166	0.00500	0.1000		117	80	120				
Copper	0.1173	0.00200	0.1000	0.0006302	117	80	120				
Lead	0.1045	0.00100	0.1000		104	80	120				
Zinc	0.1169	0.0100	0.1000		117	80	120				

Sample ID: **1711402-001AMS**	Client ID:			Units: **mg/L**	Prep Date: **11/07/2017**	Run No: **356630**
SampleType: **MS**	TestCode: **Total Metals by ICP/MS** **SW6020B**			BatchID: **251174**	Analysis Date: **11/10/2017**	Seq No: **7856758**

Analyte	Result	RPT Limit	SPK value	SPK Ref Val	%REC	Low Limit	High Limit	RPD Ref Val	%RPD	RPD Limit	Qual
Arsenic	0.1196	0.00500	0.1000	0.004099	115	75	125				
Copper	0.1137	0.00200	0.1000	0.001569	112	75	125				
Lead	0.1022	0.00100	0.1000	0.0007528	101	75	125				
Zinc	0.1158	0.0100	0.1000	0.003955	112	75	125				

Sample ID: **1711402-001AMSD**	Client ID:			Units: **mg/L**	Prep Date: **11/07/2017**	Run No: **356630**
SampleType: **MSD**	TestCode: **Total Metals by ICP/MS** **SW6020B**			BatchID: **251174**	Analysis Date: **11/10/2017**	Seq No: **7856759**

Analyte	Result	RPT Limit	SPK value	SPK Ref Val	%REC	Low Limit	High Limit	RPD Ref Val	%RPD	RPD Limit	Qual
Arsenic	0.1194	0.00500	0.1000	0.004099	115	75	125	0.1196	0.185	20	

Qualifiers:

>	Greater than Result value	<	Less than Result value	B	Analyte detected in the associated method blank
BRL	Below reporting limit	E	Estimated (value above quantitation range)	H	Holding times for preparation or analysis exceeded
J	Estimated value detected below Reporting Limit	N	Analyte not NELAC certified	R	RPD outside limits due to matrix
Rpt Lim	Reporting Limit	S	Spike Recovery outside limits due to matrix		

Client: AMEC Foster Wheeler
Project Name: BFEL Atlanta
Workorder: 1711501

ANALYTICAL QC SUMMARY REPORT

BatchID: 251174

Sample ID: **1711402-001AMSD** Client ID:
SampleType: **MSD** TestCode: **Total Metals by ICP/MS SW6020B**
Units: **mg/L** Prep Date: **11/07/2017** Run No: **356630**
BatchID: **251174** Analysis Date: **11/10/2017** Seq No: **7856759**

Analyte	Result	RPT Limit	SPK value	SPK Ref Val	%REC	Low Limit	High Limit	RPD Ref Val	%RPD	RPD Limit	Qual
Copper	0.1130	0.00200	0.1000	0.001569	111	75	125	0.1137	0.575	20	
Lead	0.1023	0.00100	0.1000	0.0007528	102	75	125	0.1022	0.164	20	
Zinc	0.1141	0.0100	0.1000	0.003955	110	75	125	0.1158	1.46	20	

Qualifiers:

>	Greater than Result value	<	Less than Result value	B	Analyte detected in the associated method blank
BRL	Below reporting limit	E	Estimated (value above quantitation range)	H	Holding times for preparation or analysis exceeded
J	Estimated value detected below Reporting Limit	N	Analyte not NELAC certified	R	RPD outside limits due to matrix
Rpt Lim	Reporting Limit	S	Spike Recovery outside limits due to matrix		

Client: AMEC Foster Wheeler
Project Name: BFEL Atlanta
Workorder: 1711501

ANALYTICAL QC SUMMARY REPORT

BatchID: 251197

Sample ID: **MB-251197** Client ID: Units: **mg/L** Prep Date: **11/08/2017** Run No: **356312**
SampleType: **MBLK** TestCode: **Volatile Organic Compounds by GC/MS SW8260B** BatchID: **251197** Analysis Date: **11/08/2017** Seq No: **7847993**

Analyte	Result	RPT Limit	SPK value	SPK Ref Val	%REC	Low Limit	High Limit	RPD Ref Val	%RPD	RPD Limit	Qual
1,1,1-Trichloroethane	BRL	0.0050									
1,1,2,2-Tetrachloroethane	BRL	0.0050									
1,1,2-Trichloroethane	BRL	0.0050									
1,1-Dichloroethane	BRL	0.0050									
1,1-Dichloroethene	BRL	0.0050									
1,1-Dichloropropene	BRL	0.0050									
1,2,4-Trichlorobenzene	BRL	0.0050									
1,2-Dichloroethane	BRL	0.0050									
1,2-Dichloropropane	BRL	0.0050									
1,4-Dioxane	BRL	0.15									
2-Butanone	BRL	0.050									
4-Methyl-2-pentanone	BRL	0.010									
Acetone	BRL	0.050									
Benzene	BRL	0.0050									
Carbon disulfide	BRL	0.0050									
Carbon tetrachloride	BRL	0.0050									
Chlorobenzene	BRL	0.0050									
Chloroethane	BRL	0.010									
Chloroform	BRL	0.0050									
Chloromethane	BRL	0.010									
cis-1,2-Dichloroethene	BRL	0.0050									
Cyclohexane	BRL	0.0050									
Ethylbenzene	BRL	0.0050									
Isobutyl Alcohol	BRL	0.20									
Isopropylbenzene	BRL	0.0050									
Methylene chloride	BRL	0.0050									
Naphthalene	BRL	0.0050									

Qualifiers:

>	Greater than Result value	<	Less than Result value	B	Analyte detected in the associated method blank
BRL	Below reporting limit	E	Estimated (value above quantitation range)	H	Holding times for preparation or analysis exceeded
J	Estimated value detected below Reporting Limit	N	Analyte not NELAC certified	R	RPD outside limits due to matrix
Rpt Lim	Reporting Limit	S	Spike Recovery outside limits due to matrix		

Client: AMEC Foster Wheeler
Project Name: BFEL Atlanta
Workorder: 1711501

ANALYTICAL QC SUMMARY REPORT

BatchID: 251197

Sample ID: **MB-251197**	Client ID:		Units: **mg/L**	Prep Date: **11/08/2017**	Run No: **356312**
SampleType: **MBLK**	TestCode: **Volatile Organic Compounds by GC/MS SW8260B**		BatchID: **251197**	Analysis Date: **11/08/2017**	Seq No: **7847993**

Analyte	Result	RPT Limit	SPK value	SPK Ref Val	%REC	Low Limit	High Limit	RPD Ref Val	%RPD	RPD Limit	Qual
Styrene	BRL	0.0050									
Tetrachloroethene	BRL	0.0050									
Tetrahydrofuran	BRL	0.010									
Toluene	BRL	0.0050									
trans-1,2-Dichloroethene	BRL	0.0050									
Trichloroethene	BRL	0.0050									
Trichlorofluoromethane	BRL	0.0050									
Vinyl chloride	BRL	0.0020									
Xylenes, Total	BRL	0.0050									
Surr: 4-Bromofluorobenzene	0.04283	0	0.0500		85.7	68	127				
Surr: Dibromofluoromethane	0.05263	0	0.0500		105	84.4	122				
Surr: Toluene-d8	0.04577	0	0.0500		91.5	80.1	116				

Sample ID: **LCS-251197**	Client ID:		Units: **mg/L**	Prep Date: **11/08/2017**	Run No: **356312**
SampleType: **LCS**	TestCode: **Volatile Organic Compounds by GC/MS SW8260B**		BatchID: **251197**	Analysis Date: **11/08/2017**	Seq No: **7847992**

Analyte	Result	RPT Limit	SPK value	SPK Ref Val	%REC	Low Limit	High Limit	RPD Ref Val	%RPD	RPD Limit	Qual
1,1-Dichloroethene	0.04437	0.0050	0.0500		88.7	69	136				
Benzene	0.04777	0.0050	0.0500		95.5	73.7	126				
Chlorobenzene	0.04843	0.0050	0.0500		96.9	73.5	124				
Toluene	0.04849	0.0050	0.0500		97.0	76.8	125				
Trichloroethene	0.04569	0.0050	0.0500		91.4	70.9	124				
Surr: 4-Bromofluorobenzene	0.04173	0	0.0500		83.5	68	127				
Surr: Dibromofluoromethane	0.04743	0	0.0500		94.9	84.4	122				
Surr: Toluene-d8	0.04504	0	0.0500		90.1	80.1	116				

Qualifiers:

>	Greater than Result value	<	Less than Result value	B	Analyte detected in the associated method blank
BRL	Below reporting limit	E	Estimated (value above quantitation range)	H	Holding times for preparation or analysis exceeded
J	Estimated value detected below Reporting Limit	N	Analyte not NELAC certified	R	RPD outside limits due to matrix
Rpt Lim	Reporting Limit	S	Spike Recovery outside limits due to matrix		

Client: AMEC Foster Wheeler
Project Name: BFEL Atlanta
Workorder: 1711501

ANALYTICAL QC SUMMARY REPORT

BatchID: 251197

Sample ID: **1711501-008AMS**	Client ID: **MW-114**	Units: **mg/L**	Prep Date: **11/08/2017**	Run No: **356312**
SampleType: **MS**	TestCode: **Volatile Organic Compounds by GC/MS SW8260B**	BatchID: **251197**	Analysis Date: **11/08/2017**	Seq No: **7848022**

Analyte	Result	RPT Limit	SPK value	SPK Ref Val	%REC	Low Limit	High Limit	RPD Ref Val	%RPD	RPD Limit	Qual
1,1-Dichloroethene	0.05251	0.0050	0.0500		105	65.7	143				
Benzene	0.04980	0.0050	0.0500		99.6	66.1	137				
Chlorobenzene	0.05149	0.0050	0.0500		103	70.9	132				
Toluene	0.05267	0.0050	0.0500		105	63.8	141				
Trichloroethene	0.05068	0.0050	0.0500		101	70.6	128				
Surr: 4-Bromofluorobenzene	0.04117	0	0.0500		82.3	68	127				
Surr: Dibromofluoromethane	0.05110	0	0.0500		102	84.4	122				
Surr: Toluene-d8	0.04620	0	0.0500		92.4	80.1	116				

Sample ID: **1711501-008AMSD**	Client ID: **MW-114**	Units: **mg/L**	Prep Date: **11/08/2017**	Run No: **356312**
SampleType: **MSD**	TestCode: **Volatile Organic Compounds by GC/MS SW8260B**	BatchID: **251197**	Analysis Date: **11/08/2017**	Seq No: **7848023**

Analyte	Result	RPT Limit	SPK value	SPK Ref Val	%REC	Low Limit	High Limit	RPD Ref Val	%RPD	RPD Limit	Qual
1,1-Dichloroethene	0.04769	0.0050	0.0500		95.4	65.7	143	0.05251	9.62	17.7	
Benzene	0.04900	0.0050	0.0500		98.0	66.1	137	0.04980	1.62	20	
Chlorobenzene	0.05124	0.0050	0.0500		102	70.9	132	0.05149	0.487	20	
Toluene	0.05155	0.0050	0.0500		103	63.8	141	0.05267	2.15	20	
Trichloroethene	0.04850	0.0050	0.0500		97.0	70.6	128	0.05068	4.40	20	
Surr: 4-Bromofluorobenzene	0.04149	0	0.0500		83.0	68	127	0.04117	0	0	
Surr: Dibromofluoromethane	0.05164	0	0.0500		103	84.4	122	0.05110	0	0	
Surr: Toluene-d8	0.04682	0	0.0500		93.6	80.1	116	0.04620	0	0	

Qualifiers:

>	Greater than Result value	<	Less than Result value	B	Analyte detected in the associated method blank
BRL	Below reporting limit	E	Estimated (value above quantitation range)	H	Holding times for preparation or analysis exceeded
J	Estimated value detected below Reporting Limit	N	Analyte not NELAC certified	R	RPD outside limits due to matrix
Rpt Lim	Reporting Limit	S	Spike Recovery outside limits due to matrix		

Client: AMEC Foster Wheeler
Project Name: BFEL Atlanta
Workorder: 1711501

ANALYTICAL QC SUMMARY REPORT

BatchID: 251309

Sample ID: **MB-251309**	Client ID:			Units: **mg/L**	Prep Date: **11/09/2017**	Run No: **356737**
SampleType: **MBLK**	TestCode: **Dissolved Metals by ICP/MS SW6020B**			BatchID: **251309**	Analysis Date: **11/13/2017**	Seq No: **7859545**

Analyte	Result	RPT Limit	SPK value	SPK Ref Val	%REC	Low Limit	High Limit	RPD Ref Val	%RPD	RPD Limit	Qual
Arsenic	BRL	0.00500									
Copper	BRL	0.00200									
Lead	BRL	0.00100									
Zinc	BRL	0.0100									

Sample ID: **LCS-251309**	Client ID:			Units: **mg/L**	Prep Date: **11/09/2017**	Run No: **356737**
SampleType: **LCS**	TestCode: **Dissolved Metals by ICP/MS SW6020B**			BatchID: **251309**	Analysis Date: **11/13/2017**	Seq No: **7859546**

Analyte	Result	RPT Limit	SPK value	SPK Ref Val	%REC	Low Limit	High Limit	RPD Ref Val	%RPD	RPD Limit	Qual
Arsenic	0.1057	0.00500	0.1000	0.0003375	105	80	120				
Copper	0.1031	0.00200	0.1000	0.0002122	103	80	120				
Lead	0.09571	0.00100	0.1000		95.7	80	120				
Zinc	0.1091	0.0100	0.1000	0.001986	107	80	120				

Sample ID: **1711387-002CMS**	Client ID:			Units: **mg/L**	Prep Date: **11/09/2017**	Run No: **356737**
SampleType: **MS**	TestCode: **Dissolved Metals by ICP/MS SW6020B**			BatchID: **251309**	Analysis Date: **11/13/2017**	Seq No: **7859548**

Analyte	Result	RPT Limit	SPK value	SPK Ref Val	%REC	Low Limit	High Limit	RPD Ref Val	%RPD	RPD Limit	Qual
Lead	0.08456	0.00100	0.1000	0.0005110	84.0	75	125				

Sample ID: **1711387-002CMS**	Client ID:			Units: **mg/L**	Prep Date: **11/09/2017**	Run No: **356737**
SampleType: **MS**	TestCode: **Dissolved Metals by ICP/MS SW6020B**			BatchID: **251309**	Analysis Date: **11/13/2017**	Seq No: **7862836**

Analyte	Result	RPT Limit	SPK value	SPK Ref Val	%REC	Low Limit	High Limit	RPD Ref Val	%RPD	RPD Limit	Qual
Arsenic	0.09135	0.0500	0.1000		91.4	75	125				
Copper	3.173	0.0200	0.1000	3.098	75.1	75	125				
Zinc	8.450	0.100	0.1000	8.423	27.1	75	125				S

Qualifiers:

>	Greater than Result value	<	Less than Result value	B	Analyte detected in the associated method blank
BRL	Below reporting limit	E	Estimated (value above quantitation range)	H	Holding times for preparation or analysis exceeded
J	Estimated value detected below Reporting Limit	N	Analyte not NELAC certified	R	RPD outside limits due to matrix
Rpt Lim	Reporting Limit	S	Spike Recovery outside limits due to matrix		

Client: AMEC Foster Wheeler
Project Name: BFEL Atlanta
Workorder: 1711501

ANALYTICAL QC SUMMARY REPORT

BatchID: 251309

Sample ID: **1711387-002CMSD** Client ID:
SampleType: **MSD** TestCode: **Dissolved Metals by ICP/MS SW6020B**
Units: **mg/L** Prep Date: **11/09/2017** Run No: **356737**
BatchID: **251309** Analysis Date: **11/13/2017** Seq No: **7859549**

Analyte	Result	RPT Limit	SPK value	SPK Ref Val	%REC	Low Limit	High Limit	RPD Ref Val	%RPD	RPD Limit	Qual
Lead	0.08460	0.00100	0.1000	0.0005110	84.1	75	125	0.08456	0.046	20	

Sample ID: **1711387-002CMSD** Client ID:
SampleType: **MSD** TestCode: **Dissolved Metals by ICP/MS SW6020B**
Units: **mg/L** Prep Date: **11/09/2017** Run No: **356737**
BatchID: **251309** Analysis Date: **11/13/2017** Seq No: **7862837**

Analyte	Result	RPT Limit	SPK value	SPK Ref Val	%REC	Low Limit	High Limit	RPD Ref Val	%RPD	RPD Limit	Qual
Arsenic	0.09258	0.0500	0.1000		92.6	75	125	0.09135	1.33	20	
Copper	3.240	0.0200	0.1000	3.098	142	75	125	3.173	2.08	20	S
Zinc	8.547	0.100	0.1000	8.423	124	75	125	8.450	1.14	20	

Qualifiers:

>	Greater than Result value	<	Less than Result value	B	Analyte detected in the associated method blank
BRL	Below reporting limit	E	Estimated (value above quantitation range)	H	Holding times for preparation or analysis exceeded
J	Estimated value detected below Reporting Limit	N	Analyte not NELAC certified	R	RPD outside limits due to matrix
Rpt Lim	Reporting Limit	S	Spike Recovery outside limits due to matrix		

Client: AMEC Foster Wheeler
Project Name: BFEL Atlanta
Workorder: 1711501

ANALYTICAL QC SUMMARY REPORT

BatchID: R356601

Sample ID: **MB-R356601**	Client ID:			Units: **mg/L**	Prep Date:		Run No: **356601**
SampleType: **MBLK**	TestCode: **ION SCAN SW9056A**			BatchID: **R356601**	Analysis Date: **11/07/2017**		Seq No: **7855623**

Analyte	Result	RPT Limit	SPK value	SPK Ref Val	%REC	Low Limit	High Limit	RPD Ref Val	%RPD	RPD Limit	Qual
Nitrate	BRL	0.25									
Sulfate	BRL	1.0									

Sample ID: **LCS-R356601**	Client ID:			Units: **mg/L**	Prep Date:		Run No: **356601**
SampleType: **LCS**	TestCode: **ION SCAN SW9056A**			BatchID: **R356601**	Analysis Date: **11/07/2017**		Seq No: **7855621**

Analyte	Result	RPT Limit	SPK value	SPK Ref Val	%REC	Low Limit	High Limit	RPD Ref Val	%RPD	RPD Limit	Qual
Nitrate	4.919	0.25	5.000		98.4	90	110				
Sulfate	23.57	1.0	25.00		94.3	90	110				

Sample ID: **1710590-002BMS**	Client ID:			Units: **mg/L**	Prep Date:		Run No: **356601**
SampleType: **MS**	TestCode: **ION SCAN SW9056A**			BatchID: **R356601**	Analysis Date: **11/08/2017**		Seq No: **7855663**

Analyte	Result	RPT Limit	SPK value	SPK Ref Val	%REC	Low Limit	High Limit	RPD Ref Val	%RPD	RPD Limit	Qual
Nitrate	58.74	2.5	50.00	8.797	99.9	90	110				
Sulfate	273.9	10	250.0	32.05	96.7	90	110				

Sample ID: **1711589-002BMS**	Client ID:			Units: **mg/L**	Prep Date:		Run No: **356601**
SampleType: **MS**	TestCode: **ION SCAN SW9056A**			BatchID: **R356601**	Analysis Date: **11/08/2017**		Seq No: **7855661**

Analyte	Result	RPT Limit	SPK value	SPK Ref Val	%REC	Low Limit	High Limit	RPD Ref Val	%RPD	RPD Limit	Qual
Nitrate	63.68	2.5	50.00	13.11	101	90	110				
Sulfate	272.9	10	250.0	30.30	97.0	90	110				

Sample ID: **1711589-002BMSD**	Client ID:			Units: **mg/L**	Prep Date:		Run No: **356601**
SampleType: **MSD**	TestCode: **ION SCAN SW9056A**			BatchID: **R356601**	Analysis Date: **11/08/2017**		Seq No: **7855662**

Analyte	Result	RPT Limit	SPK value	SPK Ref Val	%REC	Low Limit	High Limit	RPD Ref Val	%RPD	RPD Limit	Qual
Nitrate	64.21	2.5	50.00	13.11	102	90	110	63.68	0.823	20	

Qualifiers:

>	Greater than Result value	<	Less than Result value	B	Analyte detected in the associated method blank
BRL	Below reporting limit	E	Estimated (value above quantitation range)	H	Holding times for preparation or analysis exceeded
J	Estimated value detected below Reporting Limit	N	Analyte not NELAC certified	R	RPD outside limits due to matrix
Rpt Lim	Reporting Limit	S	Spike Recovery outside limits due to matrix		

Client: AMEC Foster Wheeler
Project Name: BFEL Atlanta
Workorder: 1711501

ANALYTICAL QC SUMMARY REPORT

BatchID: R356601

Sample ID: **1711589-002BMSD** Client ID:
SampleType: **MSD** TestCode: **ION SCAN SW9056A**
Units: **mg/L** Prep Date: Run No: **356601**
BatchID: **R356601** Analysis Date: **11/08/2017** Seq No: **7855662**

Analyte	Result	RPT Limit	SPK value	SPK Ref Val	%REC	Low Limit	High Limit	RPD Ref Val	%RPD	RPD Limit	Qual
Sulfate	274.1	10	250.0	30.30	97.5	90	110	272.9	0.438	20	

Qualifiers:

>	Greater than Result value	<	Less than Result value	B	Analyte detected in the associated method blank
BRL	Below reporting limit	E	Estimated (value above quantitation range)	H	Holding times for preparation or analysis exceeded
J	Estimated value detected below Reporting Limit	N	Analyte not NELAC certified	R	RPD outside limits due to matrix
Rpt Lim	Reporting Limit	S	Spike Recovery outside limits due to matrix		

AES

ANALYTICAL ENVIRONMENTAL SERVICES, INC.

November 16, 2017

Rhonda Quinn
AMEC Foster Wheeler

1075 Big Shanty Rd NW
Kennesaw GA 30144

RE: BFEL Atlanta

Dear Rhonda Quinn: Order No: 1711636

Analytical Environmental Services, Inc. received 8 samples on 11/7/2017 6:05:00 PM for the analyses presented in following report.

No problems were encountered during the analyses. Additionally, all results for the associated Quality Control samples were within EPA and/or AES established limits. Any discrepancies associated with the analyses contained herein will be noted and submitted in the form of a project Case Narrative.
AES's accreditations are as follows:
-NELAP/State of Florida Laboratory ID E87582 for analysis of Non-Potable Water, Solid & Chemical Materials, Air & Emissions Volatile Organics, and Drinking Water Microbiology & Metals, effective 07/01/17-06/30/18.
State of Georgia, Department of Natural Resources ID #800 for analysis of Drinking Water Metals, effective 07/01/17-06/30/18 and Total Coliforms/ E. coli, effective 04/25/17-04/24/20.
-NELAP/Louisiana Agency Interest No. 100818 for or analysis of Non-Potable Water and Solid & Chemical Materials, effective 07/01/17-06/30/18.
-AIHA-LAP, LLC Laboratory ID: 100671 for Industrial Hygiene samples (Organics, Metals, PCM Asbestos, Gravimetric), Environmental Lead (Paint, Soil, Dust Wipes, Air), and Environmental Microbiology (Fungal) Direct Examination, effective until 11/01/19.
These results relate only to the items tested. This report may only be reproduced in full.

If you have any questions regarding these test results, please feel free to call.

Sincerely,

Ioana Pacurar

Ioana Pacurar

Project Manager

ANALYTICAL ENVIRONMENTAL SERVICES, INC.
3080 Presidential Drive Atlanta, GA 30340-3704
AES Phone: (770) 457-8177 / Toll-Free: (800) 972-4889 / Fax: (770) 457-8188

CHAIN OF CUSTODY

Work Order: 1711036

Date: 11/7/17 Page 1 of 1

COMPANY: WOOD.

ADDRESS: 1075 Big Shanty Rd, Ste 100 Kennesaw, GA 30144

PHONE: 770-421-3400

EMAIL:

SAMPLED BY: D Howard, M Andrews, E Guillen

SIGNATURE: Daniel Howard

#	SAMPLE ID	SAMPLED: DATE	SAMPLED: TIME	GRAB	COMPOSITE	MATRIX (see codes)	ANALYSIS REQUESTED: VOC 8260	Tot metals 6020	Diss metals* 6020	Pest 8081A	Nitrate+Sulfate 9056	PRESERVATION (see codes): H	N	I	I	I	REMARKS	Number of Containers
1	TB-06	11/7/17	0930	X		W	2											2
2	MW-121		1226	X		GW	2	1	1	2	1							7
3	MW-119		1245	X		GW	2	1	1	2	1							7
4	MW-109		1536	X		GW	2	1	1	2	1							7
5	~~DUP-3~~ DUP-4		1200	X		GW		1	1									2
6	TW-10		1102	X		GW	2	1	1	2	1							7
7	TW-7		1446	X		GW	2	1	1	1	1							6
8	MW-120		1545	X		GW	2	1	1	2	1							7
9	Temp Blank																	
10																		
11																		
12																		
13																		
14																		

Visit our website www.aesatlanta.com for downloadable COCs and to log in to your AESAccess account.

RELINQUISHED BY: DATE/TIME:
1. Daniel Howard 11/7/17 1700
2. Nov-7-17 6:05
3.

RECEIVED BY: DATE/TIME:
1. Nov-7-17 5:00 pm
2. 11/7/17 6:05
3.

SPECIAL INSTRUCTIONS/COMMENTS:
* Dissolved metals will be Filtered by the Lab
Metals: As, Pb, Cu, Zn

SHIPMENT METHOD
OUT: / / VIA:
IN: / / VIA:
client FedEx UPS US mail (courier) Greyhound
other:

PROJECT INFORMATION
PROJECT NAME: BFEL Atlanta
PROJECT #: 612080154
SITE ADDRESS: Marietta Rd Atlanta, GA
SEND REPORT TO: Rhonda Quinn
INVOICE TO:
(IF DIFFERENT FROM ABOVE)
QUOTE #: PO#:

RECEIPT
Total # of Containers

Turnaround Time (TAT) Request
- [x] Standard 5 Business Days
- [ ] 2 Business Day Rush
- [ ] Next Business Day Rush
- [ ] Same-Day Rush (auth req.)
- [ ] Other

STATE PROGRAM (if any):
E-mail? [x] Fax? [ ]
DATA PACKAGE: I ○ II ● III ○ IV ○

Submission of samples to the laboratory constitutes acceptance of AES's Terms & Conditions. Samples received after 3PM or on Saturday are considered as received the following business day. If no TAT is marked on COC, AES will proceed with standard TAT. Samples are disposed of 30 days after completion of report unless other arangements are made.

Matrix Codes: A = Air GW = Groundwater SE = Sediment SO = Soil SW = Surface Water WW = Waste Water W = Water (Blanks) DW = Drinking Water (Blanks) O = Other (specify)

Preservative Codes: H+I = Hydrochloric acid + ice I = Ice only N = Nitric acid S+I = Sulfuric acid + ice S/M+I = Sodium Bisulfate/Methanol + ice O = Other (specify) NA = None

White Copy - Original; Yellow Copy - Client

Client: AMEC Foster Wheeler
Project: BFEL Atlanta
Lab ID: 1711636

Case Narrative

Pesticide Analysis by Method 8081:

Due to sample matrix, sample 1711636-002D, -003D, -007D required dilution during preparation and/or analysis resulting in elevated reporting limits.

Metals Analysis by Method 6020B:

Due to sample matrix, sample 1711636-007C required dilution during analysis resulting in elevated reporting limits for arsenic.

Analytical Environmental Services, Inc **Date:** 16-Nov-17

Client:	AMEC Foster Wheeler	**Client Sample ID:**	TB-06
Project Name:	BFEL Atlanta	**Collection Date:**	11/7/2017 9:30:00 AM
Lab ID:	1711636-001	**Matrix:**	Aqueous

Analyses	Result	Reporting Limit	Qual	Units	BatchID	Dilution Factor	Date Analyzed	Analyst
Volatile Organic Compounds by GC/MS SW8260B				**(SW5030B)**				
1,1,1-Trichloroethane	BRL	0.0050		mg/L	251447	1	11/13/2017 11:56	MD
1,1,2,2-Tetrachloroethane	BRL	0.0050		mg/L	251447	1	11/13/2017 11:56	MD
1,1,2-Trichloroethane	BRL	0.0050		mg/L	251447	1	11/13/2017 11:56	MD
1,1-Dichloroethane	BRL	0.0050		mg/L	251447	1	11/13/2017 11:56	MD
1,1-Dichloroethene	BRL	0.0050		mg/L	251447	1	11/13/2017 11:56	MD
1,1-Dichloropropene	BRL	0.0050		mg/L	251447	1	11/13/2017 11:56	MD
1,2,4-Trichlorobenzene	BRL	0.0050		mg/L	251447	1	11/13/2017 11:56	MD
1,2-Dichloroethane	BRL	0.0050		mg/L	251447	1	11/13/2017 11:56	MD
1,2-Dichloropropane	BRL	0.0050		mg/L	251447	1	11/13/2017 11:56	MD
1,4-Dioxane	BRL	0.15		mg/L	251447	1	11/13/2017 11:56	MD
2-Butanone	BRL	0.050		mg/L	251447	1	11/13/2017 11:56	MD
4-Methyl-2-pentanone	BRL	0.010		mg/L	251447	1	11/13/2017 11:56	MD
Acetone	BRL	0.050		mg/L	251447	1	11/13/2017 11:56	MD
Benzene	BRL	0.0050		mg/L	251447	1	11/13/2017 11:56	MD
Carbon disulfide	BRL	0.0050		mg/L	251447	1	11/13/2017 11:56	MD
Carbon tetrachloride	BRL	0.0050		mg/L	251447	1	11/13/2017 11:56	MD
Chlorobenzene	BRL	0.0050		mg/L	251447	1	11/13/2017 11:56	MD
Chloroethane	BRL	0.010		mg/L	251447	1	11/13/2017 11:56	MD
Chloroform	BRL	0.0050		mg/L	251447	1	11/13/2017 11:56	MD
Chloromethane	BRL	0.0050		mg/L	251447	1	11/13/2017 11:56	MD
cis-1,2-Dichloroethene	BRL	0.0050		mg/L	251447	1	11/13/2017 11:56	MD
Cyclohexane	BRL	0.0050		mg/L	251447	1	11/13/2017 11:56	MD
Ethylbenzene	BRL	0.0050		mg/L	251447	1	11/13/2017 11:56	MD
Isobutyl Alcohol	BRL	0.20		mg/L	251447	1	11/13/2017 11:56	MD
Isopropylbenzene	BRL	0.0050		mg/L	251447	1	11/13/2017 11:56	MD
Methylene chloride	BRL	0.0050		mg/L	251447	1	11/13/2017 11:56	MD
Naphthalene	BRL	0.0050		mg/L	251447	1	11/13/2017 11:56	MD
Styrene	BRL	0.0050		mg/L	251447	1	11/13/2017 11:56	MD
Tetrachloroethene	BRL	0.0050		mg/L	251447	1	11/13/2017 11:56	MD
Tetrahydrofuran	BRL	0.010		mg/L	251447	1	11/13/2017 11:56	MD
Toluene	BRL	0.0050		mg/L	251447	1	11/13/2017 11:56	MD
trans-1,2-Dichloroethene	BRL	0.0050		mg/L	251447	1	11/13/2017 11:56	MD
Trichloroethene	BRL	0.0050		mg/L	251447	1	11/13/2017 11:56	MD
Trichlorofluoromethane	BRL	0.0050		mg/L	251447	1	11/13/2017 11:56	MD
Vinyl chloride	BRL	0.0020		mg/L	251447	1	11/13/2017 11:56	MD
Xylenes, Total	BRL	0.0050		mg/L	251447	1	11/13/2017 11:56	MD
Surr: 4-Bromofluorobenzene	82.9	68-127		%REC	251447	1	11/13/2017 11:56	MD
Surr: Dibromofluoromethane	96.2	84.4-122		%REC	251447	1	11/13/2017 11:56	MD
Surr: Toluene-d8	93.1	80.1-116		%REC	251447	1	11/13/2017 11:56	MD

Qualifiers:

- * Value exceeds maximum contaminant level
- BRL Below reporting limit
- H Holding times for preparation or analysis exceeded
- N Analyte not NELAC certified
- B Analyte detected in the associated method blank
- > Greater than Result value
- E Estimated (value above quantitation range)
- S Spike Recovery outside limits due to matrix
- Narr See case narrative
- NC Not confirmed
- < Less than Result value
- J Estimated value detected below Reporting Limit

Analytical Environmental Services, Inc **Date:** 16-Nov-17

Client:	AMEC Foster Wheeler	**Client Sample ID:**	MW-121
Project Name:	BFEL Atlanta	**Collection Date:**	11/7/2017 12:26:00 PM
Lab ID:	1711636-002	**Matrix:**	Groundwater

Analyses	Result	Reporting Limit	Qual	Units	BatchID	Dilution Factor	Date Analyzed	Analyst
Volatile Organic Compounds by GC/MS SW8260B				**(SW5030B)**				
1,1,1-Trichloroethane	BRL	0.0050		mg/L	251447	1	11/13/2017 12:44	MD
1,1,2,2-Tetrachloroethane	BRL	0.0050		mg/L	251447	1	11/13/2017 12:44	MD
1,1,2-Trichloroethane	BRL	0.0050		mg/L	251447	1	11/13/2017 12:44	MD
1,1-Dichloroethane	BRL	0.0050		mg/L	251447	1	11/13/2017 12:44	MD
1,1-Dichloroethene	BRL	0.0050		mg/L	251447	1	11/13/2017 12:44	MD
1,1-Dichloropropene	BRL	0.0050		mg/L	251447	1	11/13/2017 12:44	MD
1,2,4-Trichlorobenzene	BRL	0.0050		mg/L	251447	1	11/13/2017 12:44	MD
1,2-Dichloroethane	BRL	0.0050		mg/L	251447	1	11/13/2017 12:44	MD
1,2-Dichloropropane	BRL	0.0050		mg/L	251447	1	11/13/2017 12:44	MD
1,4-Dioxane	BRL	0.15		mg/L	251447	1	11/13/2017 12:44	MD
2-Butanone	BRL	0.050		mg/L	251447	1	11/13/2017 12:44	MD
4-Methyl-2-pentanone	BRL	0.010		mg/L	251447	1	11/13/2017 12:44	MD
Acetone	BRL	0.050		mg/L	251447	1	11/13/2017 12:44	MD
Benzene	BRL	0.0050		mg/L	251447	1	11/13/2017 12:44	MD
Carbon disulfide	BRL	0.0050		mg/L	251447	1	11/13/2017 12:44	MD
Carbon tetrachloride	BRL	0.0050		mg/L	251447	1	11/13/2017 12:44	MD
Chlorobenzene	BRL	0.0050		mg/L	251447	1	11/13/2017 12:44	MD
Chloroethane	BRL	0.010		mg/L	251447	1	11/13/2017 12:44	MD
Chloroform	BRL	0.0050		mg/L	251447	1	11/13/2017 12:44	MD
Chloromethane	BRL	0.0050		mg/L	251447	1	11/13/2017 12:44	MD
cis-1,2-Dichloroethene	BRL	0.0050		mg/L	251447	1	11/13/2017 12:44	MD
Cyclohexane	BRL	0.0050		mg/L	251447	1	11/13/2017 12:44	MD
Ethylbenzene	BRL	0.0050		mg/L	251447	1	11/13/2017 12:44	MD
Isobutyl Alcohol	BRL	0.20		mg/L	251447	1	11/13/2017 12:44	MD
Isopropylbenzene	BRL	0.0050		mg/L	251447	1	11/13/2017 12:44	MD
Methylene chloride	BRL	0.0050		mg/L	251447	1	11/13/2017 12:44	MD
Naphthalene	BRL	0.0050		mg/L	251447	1	11/13/2017 12:44	MD
Styrene	BRL	0.0050		mg/L	251447	1	11/13/2017 12:44	MD
Tetrachloroethene	BRL	0.0050		mg/L	251447	1	11/13/2017 12:44	MD
Tetrahydrofuran	BRL	0.010		mg/L	251447	1	11/13/2017 12:44	MD
Toluene	BRL	0.0050		mg/L	251447	1	11/13/2017 12:44	MD
trans-1,2-Dichloroethene	BRL	0.0050		mg/L	251447	1	11/13/2017 12:44	MD
Trichloroethene	0.0054	0.0050		mg/L	251447	1	11/13/2017 12:44	MD
Trichlorofluoromethane	BRL	0.0050		mg/L	251447	1	11/13/2017 12:44	MD
Vinyl chloride	BRL	0.0020		mg/L	251447	1	11/13/2017 12:44	MD
Xylenes, Total	BRL	0.0050		mg/L	251447	1	11/13/2017 12:44	MD
Surr: 4-Bromofluorobenzene	83.1	68-127		%REC	251447	1	11/13/2017 12:44	MD
Surr: Dibromofluoromethane	96.7	84.4-122		%REC	251447	1	11/13/2017 12:44	MD
Surr: Toluene-d8	92.3	80.1-116		%REC	251447	1	11/13/2017 12:44	MD
Total Metals by ICP/MS SW6020B				**(SW3005A)**				

Qualifiers:

- * Value exceeds maximum contaminant level
- BRL Below reporting limit
- H Holding times for preparation or analysis exceeded
- N Analyte not NELAC certified
- B Analyte detected in the associated method blank
- > Greater than Result value
- E Estimated (value above quantitation range)
- S Spike Recovery outside limits due to matrix
- Narr See case narrative
- NC Not confirmed
- < Less than Result value
- J Estimated value detected below Reporting Limit

Analytical Environmental Services, Inc **Date:** 16-Nov-17

Client:	AMEC Foster Wheeler	**Client Sample ID:**	MW-121
Project Name:	BFEL Atlanta	**Collection Date:**	11/7/2017 12:26:00 PM
Lab ID:	1711636-002	**Matrix:**	Groundwater

Analyses	Result	Reporting Limit	Qual	Units	BatchID	Dilution Factor	Date Analyzed	Analyst
Total Metals by ICP/MS SW6020B				**(SW3005A)**				
Arsenic	BRL	0.00500		mg/L	251207	1	11/10/2017 21:34	TA
Copper	0.0120	0.00200		mg/L	251207	1	11/10/2017 21:34	TA
Lead	BRL	0.00100		mg/L	251207	1	11/10/2017 21:34	TA
Zinc	0.0331	0.0100		mg/L	251207	1	11/10/2017 21:34	TA
ION SCAN SW9056A								
Nitrate	0.90	0.25		mg/L	R356674	1	11/08/2017 17:25	VL
Sulfate	60	10		mg/L	R356674	10	11/09/2017 10:33	VL
Dissolved Metals by ICP/MS SW6020B				**(SW3005A)**				
Arsenic	BRL	0.00500		mg/L	251313	1	11/13/2017 19:45	TA
Copper	0.00918	0.00200		mg/L	251313	1	11/13/2017 19:45	TA
Lead	BRL	0.00100		mg/L	251313	1	11/13/2017 19:45	TA
Zinc	0.0334	0.0100		mg/L	251313	1	11/14/2017 16:18	TA
CHLORINATED PESTICIDES, TCL SW8081B				**(SW3510C)**				
4,4´-DDD	BRL	0.00010		mg/L	251232	1	11/13/2017 19:55	SH
4,4´-DDE	BRL	0.00010		mg/L	251232	1	11/13/2017 19:55	SH
4,4´-DDT	BRL	0.00010		mg/L	251232	1	11/13/2017 19:55	SH
alpha-BHC	0.00023	0.000050		mg/L	251232	1	11/13/2017 19:55	SH
alpha-Chlordane	BRL	0.000050		mg/L	251232	1	11/13/2017 19:55	SH
beta-BHC	0.00030	0.000050		mg/L	251232	1	11/13/2017 19:55	SH
delta-BHC	BRL	0.00050		mg/L	251232	10	11/15/2017 01:01	SH
Dieldrin	BRL	0.00010		mg/L	251232	1	11/13/2017 19:55	SH
gamma-BHC	0.00013	0.000050		mg/L	251232	1	11/13/2017 19:55	SH
gamma-Chlordane	BRL	0.000050		mg/L	251232	1	11/13/2017 19:55	SH
Heptachlor	BRL	0.000050		mg/L	251232	1	11/13/2017 19:55	SH
Methoxychlor	BRL	0.00050		mg/L	251232	1	11/13/2017 19:55	SH
Toxaphene	BRL	0.0030		mg/L	251232	1	11/13/2017 19:55	SH
Surr: Decachlorobiphenyl	31.3	15.4-120		%REC	251232	1	11/13/2017 19:55	SH
Surr: Tetrachloro-m-xylene	71.6	37-126		%REC	251232	1	11/13/2017 19:55	SH

Qualifiers:

- * Value exceeds maximum contaminant level
- BRL Below reporting limit
- H Holding times for preparation or analysis exceeded
- N Analyte not NELAC certified
- B Analyte detected in the associated method blank
- > Greater than Result value
- E Estimated (value above quantitation range)
- S Spike Recovery outside limits due to matrix
- Narr See case narrative
- NC Not confirmed
- < Less than Result value
- J Estimated value detected below Reporting Limit

Analytical Environmental Services, Inc **Date:** 16-Nov-17

Client:	AMEC Foster Wheeler	**Client Sample ID:**	MW-119
Project Name:	BFEL Atlanta	**Collection Date:**	11/7/2017 12:45:00 PM
Lab ID:	1711636-003	**Matrix:**	Groundwater

Analyses	Result	Reporting Limit	Qual	Units	BatchID	Dilution Factor	Date Analyzed	Analyst
Volatile Organic Compounds by GC/MS SW8260B				**(SW5030B)**				
1,1,1-Trichloroethane	BRL	0.0050		mg/L	251447	1	11/13/2017 13:08	MD
1,1,2,2-Tetrachloroethane	BRL	0.0050		mg/L	251447	1	11/13/2017 13:08	MD
1,1,2-Trichloroethane	BRL	0.0050		mg/L	251447	1	11/13/2017 13:08	MD
1,1-Dichloroethane	BRL	0.0050		mg/L	251447	1	11/13/2017 13:08	MD
1,1-Dichloroethene	BRL	0.0050		mg/L	251447	1	11/13/2017 13:08	MD
1,1-Dichloropropene	BRL	0.0050		mg/L	251447	1	11/13/2017 13:08	MD
1,2,4-Trichlorobenzene	BRL	0.0050		mg/L	251447	1	11/13/2017 13:08	MD
1,2-Dichloroethane	BRL	0.0050		mg/L	251447	1	11/13/2017 13:08	MD
1,2-Dichloropropane	BRL	0.0050		mg/L	251447	1	11/13/2017 13:08	MD
1,4-Dioxane	BRL	0.15		mg/L	251447	1	11/13/2017 13:08	MD
2-Butanone	BRL	0.050		mg/L	251447	1	11/13/2017 13:08	MD
4-Methyl-2-pentanone	BRL	0.010		mg/L	251447	1	11/13/2017 13:08	MD
Acetone	BRL	0.050		mg/L	251447	1	11/13/2017 13:08	MD
Benzene	BRL	0.0050		mg/L	251447	1	11/13/2017 13:08	MD
Carbon disulfide	BRL	0.0050		mg/L	251447	1	11/13/2017 13:08	MD
Carbon tetrachloride	BRL	0.0050		mg/L	251447	1	11/13/2017 13:08	MD
Chlorobenzene	BRL	0.0050		mg/L	251447	1	11/13/2017 13:08	MD
Chloroethane	BRL	0.010		mg/L	251447	1	11/13/2017 13:08	MD
Chloroform	BRL	0.0050		mg/L	251447	1	11/13/2017 13:08	MD
Chloromethane	BRL	0.0050		mg/L	251447	1	11/13/2017 13:08	MD
cis-1,2-Dichloroethene	BRL	0.0050		mg/L	251447	1	11/13/2017 13:08	MD
Cyclohexane	BRL	0.0050		mg/L	251447	1	11/13/2017 13:08	MD
Ethylbenzene	BRL	0.0050		mg/L	251447	1	11/13/2017 13:08	MD
Isobutyl Alcohol	BRL	0.20		mg/L	251447	1	11/13/2017 13:08	MD
Isopropylbenzene	BRL	0.0050		mg/L	251447	1	11/13/2017 13:08	MD
Methylene chloride	BRL	0.0050		mg/L	251447	1	11/13/2017 13:08	MD
Naphthalene	BRL	0.0050		mg/L	251447	1	11/13/2017 13:08	MD
Styrene	BRL	0.0050		mg/L	251447	1	11/13/2017 13:08	MD
Tetrachloroethene	BRL	0.0050		mg/L	251447	1	11/13/2017 13:08	MD
Tetrahydrofuran	BRL	0.010		mg/L	251447	1	11/13/2017 13:08	MD
Toluene	BRL	0.0050		mg/L	251447	1	11/13/2017 13:08	MD
trans-1,2-Dichloroethene	BRL	0.0050		mg/L	251447	1	11/13/2017 13:08	MD
Trichloroethene	BRL	0.0050		mg/L	251447	1	11/13/2017 13:08	MD
Trichlorofluoromethane	BRL	0.0050		mg/L	251447	1	11/13/2017 13:08	MD
Vinyl chloride	BRL	0.0020		mg/L	251447	1	11/13/2017 13:08	MD
Xylenes, Total	BRL	0.0050		mg/L	251447	1	11/13/2017 13:08	MD
Surr: 4-Bromofluorobenzene	83.2	68-127		%REC	251447	1	11/13/2017 13:08	MD
Surr: Dibromofluoromethane	99.1	84.4-122		%REC	251447	1	11/13/2017 13:08	MD
Surr: Toluene-d8	96.3	80.1-116		%REC	251447	1	11/13/2017 13:08	MD
Total Metals by ICP/MS SW6020B				**(SW3005A)**				

Qualifiers:

*	Value exceeds maximum contaminant level	E	Estimated (value above quantitation range)
BRL	Below reporting limit	S	Spike Recovery outside limits due to matrix
H	Holding times for preparation or analysis exceeded	Narr	See case narrative
N	Analyte not NELAC certified	NC	Not confirmed
B	Analyte detected in the associated method blank	<	Less than Result value
>	Greater than Result value	J	Estimated value detected below Reporting Limit

Analytical Environmental Services, Inc **Date:** 16-Nov-17

Client:	AMEC Foster Wheeler	**Client Sample ID:**	MW-119
Project Name:	BFEL Atlanta	**Collection Date:**	11/7/2017 12:45:00 PM
Lab ID:	1711636-003	**Matrix:**	Groundwater

Analyses	Result	Reporting Limit	Qual	Units	BatchID	Dilution Factor	Date Analyzed	Analyst
Total Metals by ICP/MS SW6020B				**(SW3005A)**				
Arsenic	BRL	0.00500		mg/L	251207	1	11/10/2017 21:49	TA
Copper	0.00472	0.00200		mg/L	251207	1	11/10/2017 21:49	TA
Lead	BRL	0.00100		mg/L	251207	1	11/10/2017 21:49	TA
Zinc	0.605	0.0100		mg/L	251207	1	11/10/2017 21:49	TA
ION SCAN SW9056A								
Nitrate	BRL	0.25		mg/L	R356674	1	11/08/2017 17:40	VL
Sulfate	66	10		mg/L	R356674	10	11/09/2017 10:48	VL
Dissolved Metals by ICP/MS SW6020B				**(SW3005A)**				
Arsenic	BRL	0.00500		mg/L	251313	1	11/13/2017 19:53	TA
Copper	BRL	0.00200		mg/L	251313	1	11/13/2017 19:53	TA
Lead	BRL	0.00100		mg/L	251313	1	11/13/2017 19:53	TA
Zinc	0.604	0.0100		mg/L	251313	1	11/14/2017 16:20	TA
CHLORINATED PESTICIDES, TCL SW8081B				**(SW3510C)**				
4,4´-DDD	BRL	0.00010		mg/L	251232	1	11/13/2017 20:06	SH
4,4´-DDE	BRL	0.00010		mg/L	251232	1	11/13/2017 20:06	SH
4,4´-DDT	BRL	0.00010		mg/L	251232	1	11/13/2017 20:06	SH
alpha-BHC	0.00060	0.000050		mg/L	251232	1	11/13/2017 20:06	SH
alpha-Chlordane	BRL	0.000050		mg/L	251232	1	11/13/2017 20:06	SH
beta-BHC	0.00058	0.000050		mg/L	251232	1	11/13/2017 20:06	SH
delta-BHC	BRL	0.0010		mg/L	251232	20	11/15/2017 01:12	SH
Dieldrin	BRL	0.00010		mg/L	251232	1	11/13/2017 20:06	SH
gamma-BHC	0.00011	0.000050		mg/L	251232	1	11/13/2017 20:06	SH
gamma-Chlordane	BRL	0.000050		mg/L	251232	1	11/13/2017 20:06	SH
Heptachlor	BRL	0.000050		mg/L	251232	1	11/13/2017 20:06	SH
Methoxychlor	BRL	0.00050		mg/L	251232	1	11/13/2017 20:06	SH
Toxaphene	BRL	0.0030		mg/L	251232	1	11/13/2017 20:06	SH
Surr: Decachlorobiphenyl	73.4	15.4-120		%REC	251232	1	11/13/2017 20:06	SH
Surr: Tetrachloro-m-xylene	86.3	37-126		%REC	251232	1	11/13/2017 20:06	SH

Qualifiers:

- * Value exceeds maximum contaminant level
- BRL Below reporting limit
- H Holding times for preparation or analysis exceeded
- N Analyte not NELAC certified
- B Analyte detected in the associated method blank
- > Greater than Result value
- E Estimated (value above quantitation range)
- S Spike Recovery outside limits due to matrix
- Narr See case narrative
- NC Not confirmed
- < Less than Result value
- J Estimated value detected below Reporting Limit

Analytical Environmental Services, Inc **Date:** 16-Nov-17

Client:	AMEC Foster Wheeler	**Client Sample ID:**	MW-109
Project Name:	BFEL Atlanta	**Collection Date:**	11/7/2017 3:36:00 PM
Lab ID:	1711636-004	**Matrix:**	Groundwater

Analyses	Result	Reporting Limit	Qual	Units	BatchID	Dilution Factor	Date Analyzed	Analyst
Volatile Organic Compounds by GC/MS SW8260B				**(SW5030B)**				
1,1,1-Trichloroethane	BRL	0.0050		mg/L	251447	1	11/13/2017 13:33	MD
1,1,2,2-Tetrachloroethane	BRL	0.0050		mg/L	251447	1	11/13/2017 13:33	MD
1,1,2-Trichloroethane	BRL	0.0050		mg/L	251447	1	11/13/2017 13:33	MD
1,1-Dichloroethane	BRL	0.0050		mg/L	251447	1	11/13/2017 13:33	MD
1,1-Dichloroethene	BRL	0.0050		mg/L	251447	1	11/13/2017 13:33	MD
1,1-Dichloropropene	BRL	0.0050		mg/L	251447	1	11/13/2017 13:33	MD
1,2,4-Trichlorobenzene	BRL	0.0050		mg/L	251447	1	11/13/2017 13:33	MD
1,2-Dichloroethane	BRL	0.0050		mg/L	251447	1	11/13/2017 13:33	MD
1,2-Dichloropropane	BRL	0.0050		mg/L	251447	1	11/13/2017 13:33	MD
1,4-Dioxane	BRL	0.15		mg/L	251447	1	11/13/2017 13:33	MD
2-Butanone	BRL	0.050		mg/L	251447	1	11/13/2017 13:33	MD
4-Methyl-2-pentanone	BRL	0.010		mg/L	251447	1	11/13/2017 13:33	MD
Acetone	BRL	0.050		mg/L	251447	1	11/13/2017 13:33	MD
Benzene	BRL	0.0050		mg/L	251447	1	11/13/2017 13:33	MD
Carbon disulfide	BRL	0.0050		mg/L	251447	1	11/13/2017 13:33	MD
Carbon tetrachloride	BRL	0.0050		mg/L	251447	1	11/13/2017 13:33	MD
Chlorobenzene	BRL	0.0050		mg/L	251447	1	11/13/2017 13:33	MD
Chloroethane	BRL	0.010		mg/L	251447	1	11/13/2017 13:33	MD
Chloroform	BRL	0.0050		mg/L	251447	1	11/13/2017 13:33	MD
Chloromethane	BRL	0.0050		mg/L	251447	1	11/13/2017 13:33	MD
cis-1,2-Dichloroethene	BRL	0.0050		mg/L	251447	1	11/13/2017 13:33	MD
Cyclohexane	BRL	0.0050		mg/L	251447	1	11/13/2017 13:33	MD
Ethylbenzene	BRL	0.0050		mg/L	251447	1	11/13/2017 13:33	MD
Isobutyl Alcohol	BRL	0.20		mg/L	251447	1	11/13/2017 13:33	MD
Isopropylbenzene	BRL	0.0050		mg/L	251447	1	11/13/2017 13:33	MD
Methylene chloride	BRL	0.0050		mg/L	251447	1	11/13/2017 13:33	MD
Naphthalene	BRL	0.0050		mg/L	251447	1	11/13/2017 13:33	MD
Styrene	BRL	0.0050		mg/L	251447	1	11/13/2017 13:33	MD
Tetrachloroethene	BRL	0.0050		mg/L	251447	1	11/13/2017 13:33	MD
Tetrahydrofuran	BRL	0.010		mg/L	251447	1	11/13/2017 13:33	MD
Toluene	BRL	0.0050		mg/L	251447	1	11/13/2017 13:33	MD
trans-1,2-Dichloroethene	BRL	0.0050		mg/L	251447	1	11/13/2017 13:33	MD
Trichloroethene	BRL	0.0050		mg/L	251447	1	11/13/2017 13:33	MD
Trichlorofluoromethane	BRL	0.0050		mg/L	251447	1	11/13/2017 13:33	MD
Vinyl chloride	BRL	0.0020		mg/L	251447	1	11/13/2017 13:33	MD
Xylenes, Total	BRL	0.0050		mg/L	251447	1	11/13/2017 13:33	MD
Surr: 4-Bromofluorobenzene	84.6	68-127		%REC	251447	1	11/13/2017 13:33	MD
Surr: Dibromofluoromethane	105	84.4-122		%REC	251447	1	11/13/2017 13:33	MD
Surr: Toluene-d8	94.8	80.1-116		%REC	251447	1	11/13/2017 13:33	MD
Total Metals by ICP/MS SW6020B				**(SW3005A)**				

Qualifiers:

- * Value exceeds maximum contaminant level
- BRL Below reporting limit
- H Holding times for preparation or analysis exceeded
- N Analyte not NELAC certified
- B Analyte detected in the associated method blank
- > Greater than Result value
- E Estimated (value above quantitation range)
- S Spike Recovery outside limits due to matrix
- Narr See case narrative
- NC Not confirmed
- < Less than Result value
- J Estimated value detected below Reporting Limit

Analytical Environmental Services, Inc **Date:** 16-Nov-17

Client:	AMEC Foster Wheeler	**Client Sample ID:**	MW-109
Project Name:	BFEL Atlanta	**Collection Date:**	11/7/2017 3:36:00 PM
Lab ID:	1711636-004	**Matrix:**	Groundwater

Analyses	Result	Reporting Limit	Qual	Units	BatchID	Dilution Factor	Date Analyzed	Analyst
Total Metals by ICP/MS SW6020B				**(SW3005A)**				
Arsenic	0.0602	0.0500		mg/L	251207	100	11/15/2017 17:53	TA
Copper	0.113	0.100		mg/L	251207	100	11/15/2017 17:53	TA
Lead	0.668	0.00100		mg/L	251207	1	11/10/2017 21:50	TA
Zinc	28.7	1.00		mg/L	251207	100	11/15/2017 17:53	TA
ION SCAN SW9056A								
Nitrate	1.4	0.25		mg/L	R356674	1	11/08/2017 17:55	VL
Sulfate	1200	50		mg/L	R356674	50	11/09/2017 11:04	VL
Dissolved Metals by ICP/MS SW6020B				**(SW3005A)**				
Arsenic	0.0609	0.0500		mg/L	251313	100	11/14/2017 16:22	TA
Copper	0.131	0.100		mg/L	251313	100	11/14/2017 16:22	TA
Lead	0.316	0.00100		mg/L	251313	1	11/13/2017 19:55	TA
Zinc	28.2	1.00		mg/L	251313	100	11/14/2017 16:22	TA
CHLORINATED PESTICIDES, TCL SW8081B				**(SW3510C)**				
4,4´-DDD	BRL	0.00010		mg/L	251232	1	11/13/2017 20:40	SH
4,4´-DDE	BRL	0.00010		mg/L	251232	1	11/13/2017 20:40	SH
4,4´-DDT	BRL	0.00010		mg/L	251232	1	11/13/2017 20:40	SH
alpha-BHC	0.031	0.0050		mg/L	251232	100	11/15/2017 01:57	SH
alpha-Chlordane	BRL	0.000050		mg/L	251232	1	11/13/2017 20:40	SH
beta-BHC	0.0042	0.00050		mg/L	251232	10	11/15/2017 01:46	SH
delta-BHC	0.0046	0.00050		mg/L	251232	10	11/15/2017 01:46	SH
Dieldrin	BRL	0.00010		mg/L	251232	1	11/13/2017 20:40	SH
gamma-BHC	0.019	0.0050		mg/L	251232	100	11/15/2017 01:57	SH
gamma-Chlordane	BRL	0.000050		mg/L	251232	1	11/13/2017 20:40	SH
Heptachlor	BRL	0.000050		mg/L	251232	1	11/13/2017 20:40	SH
Methoxychlor	BRL	0.00050		mg/L	251232	1	11/13/2017 20:40	SH
Toxaphene	BRL	0.0030		mg/L	251232	1	11/13/2017 20:40	SH
Surr: Decachlorobiphenyl	70.1	15.4-120		%REC	251232	1	11/13/2017 20:40	SH
Surr: Tetrachloro-m-xylene	84.7	37-126		%REC	251232	1	11/13/2017 20:40	SH

Qualifiers:

*	Value exceeds maximum contaminant level	E	Estimated (value above quantitation range)
BRL	Below reporting limit	S	Spike Recovery outside limits due to matrix
H	Holding times for preparation or analysis exceeded	Narr	See case narrative
N	Analyte not NELAC certified	NC	Not confirmed
B	Analyte detected in the associated method blank	<	Less than Result value
>	Greater than Result value	J	Estimated value detected below Reporting Limit

Analytical Environmental Services, Inc **Date:** 16-Nov-17

Client:	AMEC Foster Wheeler	**Client Sample ID:**	DUP-4
Project Name:	BFEL Atlanta	**Collection Date:**	11/7/2017 12:00:00 PM
Lab ID:	1711636-005	**Matrix:**	Groundwater

Analyses	Result	Reporting Limit	Qual	Units	BatchID	Dilution Factor	Date Analyzed	Analyst
Total Metals by ICP/MS SW6020B				**(SW3005A)**				
Arsenic	BRL	0.500		mg/L	251207	100	11/15/2017 17:55	TA
Copper	BRL	0.200		mg/L	251207	100	11/15/2017 17:55	TA
Lead	0.663	0.00100		mg/L	251207	1	11/10/2017 21:52	TA
Zinc	30.5	1.00		mg/L	251207	100	11/15/2017 17:55	TA
Dissolved Metals by ICP/MS SW6020B				**(SW3005A)**				
Arsenic	0.0596	0.0500		mg/L	251313	100	11/14/2017 16:23	TA
Copper	0.124	0.100		mg/L	251313	100	11/14/2017 16:23	TA
Lead	0.335	0.00100		mg/L	251313	1	11/13/2017 19:56	TA
Zinc	27.8	1.00		mg/L	251313	100	11/14/2017 16:23	TA

Qualifiers:

- * Value exceeds maximum contaminant level
- BRL Below reporting limit
- H Holding times for preparation or analysis exceeded
- N Analyte not NELAC certified
- B Analyte detected in the associated method blank
- > Greater than Result value
- E Estimated (value above quantitation range)
- S Spike Recovery outside limits due to matrix
- Narr See case narrative
- NC Not confirmed
- < Less than Result value
- J Estimated value detected below Reporting Limit

Analytical Environmental Services, Inc **Date:** 16-Nov-17

Client:	AMEC Foster Wheeler	**Client Sample ID:**	TW-10
Project Name:	BFEL Atlanta	**Collection Date:**	11/7/2017 11:02:00 AM
Lab ID:	1711636-006	**Matrix:**	Groundwater

Analyses	Result	Reporting Limit	Qual	Units	BatchID	Dilution Factor	Date Analyzed	Analyst
Volatile Organic Compounds by GC/MS SW8260B				**(SW5030B)**				
1,1,1-Trichloroethane	BRL	0.0050		mg/L	251447	1	11/13/2017 13:57	MD
1,1,2,2-Tetrachloroethane	BRL	0.0050		mg/L	251447	1	11/13/2017 13:57	MD
1,1,2-Trichloroethane	BRL	0.0050		mg/L	251447	1	11/13/2017 13:57	MD
1,1-Dichloroethane	BRL	0.0050		mg/L	251447	1	11/13/2017 13:57	MD
1,1-Dichloroethene	BRL	0.0050		mg/L	251447	1	11/13/2017 13:57	MD
1,1-Dichloropropene	BRL	0.0050		mg/L	251447	1	11/13/2017 13:57	MD
1,2,4-Trichlorobenzene	BRL	0.0050		mg/L	251447	1	11/13/2017 13:57	MD
1,2-Dichloroethane	BRL	0.0050		mg/L	251447	1	11/13/2017 13:57	MD
1,2-Dichloropropane	BRL	0.0050		mg/L	251447	1	11/13/2017 13:57	MD
1,4-Dioxane	BRL	0.15		mg/L	251447	1	11/13/2017 13:57	MD
2-Butanone	BRL	0.050		mg/L	251447	1	11/13/2017 13:57	MD
4-Methyl-2-pentanone	BRL	0.010		mg/L	251447	1	11/13/2017 13:57	MD
Acetone	BRL	0.050		mg/L	251447	1	11/13/2017 13:57	MD
Benzene	BRL	0.0050		mg/L	251447	1	11/13/2017 13:57	MD
Carbon disulfide	BRL	0.0050		mg/L	251447	1	11/13/2017 13:57	MD
Carbon tetrachloride	BRL	0.0050		mg/L	251447	1	11/13/2017 13:57	MD
Chlorobenzene	BRL	0.0050		mg/L	251447	1	11/13/2017 13:57	MD
Chloroethane	BRL	0.010		mg/L	251447	1	11/13/2017 13:57	MD
Chloroform	BRL	0.0050		mg/L	251447	1	11/13/2017 13:57	MD
Chloromethane	BRL	0.0050		mg/L	251447	1	11/13/2017 13:57	MD
cis-1,2-Dichloroethene	BRL	0.0050		mg/L	251447	1	11/13/2017 13:57	MD
Cyclohexane	BRL	0.0050		mg/L	251447	1	11/13/2017 13:57	MD
Ethylbenzene	BRL	0.0050		mg/L	251447	1	11/13/2017 13:57	MD
Isobutyl Alcohol	BRL	0.20		mg/L	251447	1	11/13/2017 13:57	MD
Isopropylbenzene	BRL	0.0050		mg/L	251447	1	11/13/2017 13:57	MD
Methylene chloride	BRL	0.0050		mg/L	251447	1	11/13/2017 13:57	MD
Naphthalene	BRL	0.0050		mg/L	251447	1	11/13/2017 13:57	MD
Styrene	BRL	0.0050		mg/L	251447	1	11/13/2017 13:57	MD
Tetrachloroethene	BRL	0.0050		mg/L	251447	1	11/13/2017 13:57	MD
Tetrahydrofuran	BRL	0.010		mg/L	251447	1	11/13/2017 13:57	MD
Toluene	BRL	0.0050		mg/L	251447	1	11/13/2017 13:57	MD
trans-1,2-Dichloroethene	BRL	0.0050		mg/L	251447	1	11/13/2017 13:57	MD
Trichloroethene	BRL	0.0050		mg/L	251447	1	11/13/2017 13:57	MD
Trichlorofluoromethane	BRL	0.0050		mg/L	251447	1	11/13/2017 13:57	MD
Vinyl chloride	BRL	0.0020		mg/L	251447	1	11/13/2017 13:57	MD
Xylenes, Total	BRL	0.0050		mg/L	251447	1	11/13/2017 13:57	MD
Surr: 4-Bromofluorobenzene	84.4	68-127		%REC	251447	1	11/13/2017 13:57	MD
Surr: Dibromofluoromethane	104	84.4-122		%REC	251447	1	11/13/2017 13:57	MD
Surr: Toluene-d8	93.9	80.1-116		%REC	251447	1	11/13/2017 13:57	MD
Total Metals by ICP/MS SW6020B				**(SW3005A)**				

Qualifiers:

- * Value exceeds maximum contaminant level
- BRL Below reporting limit
- H Holding times for preparation or analysis exceeded
- N Analyte not NELAC certified
- B Analyte detected in the associated method blank
- > Greater than Result value
- E Estimated (value above quantitation range)
- S Spike Recovery outside limits due to matrix
- Narr See case narrative
- NC Not confirmed
- < Less than Result value
- J Estimated value detected below Reporting Limit

Analytical Environmental Services, Inc **Date:** 16-Nov-17

Client:	AMEC Foster Wheeler	**Client Sample ID:**	TW-10
Project Name:	BFEL Atlanta	**Collection Date:**	11/7/2017 11:02:00 AM
Lab ID:	1711636-006	**Matrix:**	Groundwater

Analyses	Result	Reporting Limit	Qual	Units	BatchID	Dilution Factor	Date Analyzed	Analyst
Total Metals by ICP/MS SW6020B				**(SW3005A)**				
Arsenic	BRL	0.00500		mg/L	251207	1	11/10/2017 21:54	TA
Copper	9.88	0.0200		mg/L	251207	10	11/15/2017 17:57	TA
Lead	BRL	0.00100		mg/L	251207	1	11/10/2017 21:54	TA
Zinc	11.4	0.100		mg/L	251207	10	11/15/2017 17:57	TA
ION SCAN SW9056A								
Nitrate	2.2	0.25		mg/L	R356674	1	11/08/2017 17:10	VL
Sulfate	410	20		mg/L	R356674	20	11/09/2017 11:19	VL
Dissolved Metals by ICP/MS SW6020B				**(SW3005A)**				
Arsenic	BRL	0.00500		mg/L	251313	1	11/13/2017 19:36	TA
Copper	8.62	0.0200		mg/L	251313	10	11/14/2017 16:09	TA
Lead	BRL	0.00100		mg/L	251313	1	11/13/2017 19:36	TA
Zinc	11.3	0.100		mg/L	251313	10	11/14/2017 16:09	TA
CHLORINATED PESTICIDES, TCL SW8081B				**(SW3510C)**				
4,4´-DDD	BRL	0.00010		mg/L	251232	1	11/13/2017 20:51	SH
4,4´-DDE	BRL	0.00010		mg/L	251232	1	11/13/2017 20:51	SH
4,4´-DDT	BRL	0.00010		mg/L	251232	1	11/13/2017 20:51	SH
alpha-BHC	BRL	0.000050		mg/L	251232	1	11/13/2017 20:51	SH
alpha-Chlordane	BRL	0.000050		mg/L	251232	1	11/13/2017 20:51	SH
beta-BHC	BRL	0.000050		mg/L	251232	1	11/13/2017 20:51	SH
delta-BHC	BRL	0.000050		mg/L	251232	1	11/13/2017 20:51	SH
Dieldrin	BRL	0.00010		mg/L	251232	1	11/13/2017 20:51	SH
gamma-BHC	BRL	0.000050		mg/L	251232	1	11/13/2017 20:51	SH
gamma-Chlordane	BRL	0.000050		mg/L	251232	1	11/13/2017 20:51	SH
Heptachlor	BRL	0.000050		mg/L	251232	1	11/13/2017 20:51	SH
Methoxychlor	BRL	0.00050		mg/L	251232	1	11/13/2017 20:51	SH
Toxaphene	BRL	0.0030		mg/L	251232	1	11/13/2017 20:51	SH
Surr: Decachlorobiphenyl	80.5	15.4-120		%REC	251232	1	11/13/2017 20:51	SH
Surr: Tetrachloro-m-xylene	65.7	37-126		%REC	251232	1	11/13/2017 20:51	SH

Qualifiers:

- * Value exceeds maximum contaminant level
- BRL Below reporting limit
- H Holding times for preparation or analysis exceeded
- N Analyte not NELAC certified
- B Analyte detected in the associated method blank
- > Greater than Result value
- E Estimated (value above quantitation range)
- S Spike Recovery outside limits due to matrix
- Narr See case narrative
- NC Not confirmed
- < Less than Result value
- J Estimated value detected below Reporting Limit

Analytical Environmental Services, Inc **Date:** 16-Nov-17

Client:	AMEC Foster Wheeler	**Client Sample ID:**	TW-7
Project Name:	BFEL Atlanta	**Collection Date:**	11/7/2017 2:46:00 PM
Lab ID:	1711636-007	**Matrix:**	Groundwater

Analyses	Result	Reporting Limit	Qual	Units	BatchID	Dilution Factor	Date Analyzed	Analyst
Volatile Organic Compounds by GC/MS SW8260B				**(SW5030B)**				
1,1,1-Trichloroethane	BRL	0.0050		mg/L	251447	1	11/13/2017 14:21	MD
1,1,2,2-Tetrachloroethane	BRL	0.0050		mg/L	251447	1	11/13/2017 14:21	MD
1,1,2-Trichloroethane	BRL	0.0050		mg/L	251447	1	11/13/2017 14:21	MD
1,1-Dichloroethane	BRL	0.0050		mg/L	251447	1	11/13/2017 14:21	MD
1,1-Dichloroethene	BRL	0.0050		mg/L	251447	1	11/13/2017 14:21	MD
1,1-Dichloropropene	BRL	0.0050		mg/L	251447	1	11/13/2017 14:21	MD
1,2,4-Trichlorobenzene	BRL	0.0050		mg/L	251447	1	11/13/2017 14:21	MD
1,2-Dichloroethane	BRL	0.0050		mg/L	251447	1	11/13/2017 14:21	MD
1,2-Dichloropropane	BRL	0.0050		mg/L	251447	1	11/13/2017 14:21	MD
1,4-Dioxane	BRL	0.15		mg/L	251447	1	11/13/2017 14:21	MD
2-Butanone	BRL	0.050		mg/L	251447	1	11/13/2017 14:21	MD
4-Methyl-2-pentanone	BRL	0.010		mg/L	251447	1	11/13/2017 14:21	MD
Acetone	BRL	0.050		mg/L	251447	1	11/13/2017 14:21	MD
Benzene	BRL	0.0050		mg/L	251447	1	11/13/2017 14:21	MD
Carbon disulfide	BRL	0.0050		mg/L	251447	1	11/13/2017 14:21	MD
Carbon tetrachloride	BRL	0.0050		mg/L	251447	1	11/13/2017 14:21	MD
Chlorobenzene	BRL	0.0050		mg/L	251447	1	11/13/2017 14:21	MD
Chloroethane	BRL	0.010		mg/L	251447	1	11/13/2017 14:21	MD
Chloroform	BRL	0.0050		mg/L	251447	1	11/13/2017 14:21	MD
Chloromethane	BRL	0.0050		mg/L	251447	1	11/13/2017 14:21	MD
cis-1,2-Dichloroethene	BRL	0.0050		mg/L	251447	1	11/13/2017 14:21	MD
Cyclohexane	BRL	0.0050		mg/L	251447	1	11/13/2017 14:21	MD
Ethylbenzene	BRL	0.0050		mg/L	251447	1	11/13/2017 14:21	MD
Isobutyl Alcohol	BRL	0.20		mg/L	251447	1	11/13/2017 14:21	MD
Isopropylbenzene	BRL	0.0050		mg/L	251447	1	11/13/2017 14:21	MD
Methylene chloride	BRL	0.0050		mg/L	251447	1	11/13/2017 14:21	MD
Naphthalene	BRL	0.0050		mg/L	251447	1	11/13/2017 14:21	MD
Styrene	BRL	0.0050		mg/L	251447	1	11/13/2017 14:21	MD
Tetrachloroethene	BRL	0.0050		mg/L	251447	1	11/13/2017 14:21	MD
Tetrahydrofuran	BRL	0.010		mg/L	251447	1	11/13/2017 14:21	MD
Toluene	BRL	0.0050		mg/L	251447	1	11/13/2017 14:21	MD
trans-1,2-Dichloroethene	BRL	0.0050		mg/L	251447	1	11/13/2017 14:21	MD
Trichloroethene	BRL	0.0050		mg/L	251447	1	11/13/2017 14:21	MD
Trichlorofluoromethane	BRL	0.0050		mg/L	251447	1	11/13/2017 14:21	MD
Vinyl chloride	BRL	0.0020		mg/L	251447	1	11/13/2017 14:21	MD
Xylenes, Total	BRL	0.0050		mg/L	251447	1	11/13/2017 14:21	MD
Surr: 4-Bromofluorobenzene	82.6	68-127		%REC	251447	1	11/13/2017 14:21	MD
Surr: Dibromofluoromethane	104	84.4-122		%REC	251447	1	11/13/2017 14:21	MD
Surr: Toluene-d8	95.5	80.1-116		%REC	251447	1	11/13/2017 14:21	MD
Total Metals by ICP/MS SW6020B				**(SW3005A)**				

Qualifiers:

*	Value exceeds maximum contaminant level	E	Estimated (value above quantitation range)
BRL	Below reporting limit	S	Spike Recovery outside limits due to matrix
H	Holding times for preparation or analysis exceeded	Narr	See case narrative
N	Analyte not NELAC certified	NC	Not confirmed
B	Analyte detected in the associated method blank	<	Less than Result value
>	Greater than Result value	J	Estimated value detected below Reporting Limit

Analytical Environmental Services, Inc **Date:** 16-Nov-17

Client:	AMEC Foster Wheeler	**Client Sample ID:**	TW-7
Project Name:	BFEL Atlanta	**Collection Date:**	11/7/2017 2:46:00 PM
Lab ID:	1711636-007	**Matrix:**	Groundwater

Analyses	Result	Reporting Limit	Qual	Units	BatchID	Dilution Factor	Date Analyzed	Analyst
Total Metals by ICP/MS SW6020B				**(SW3005A)**				
Arsenic	BRL	0.00500		mg/L	251207	10	11/15/2017 18:04	TA
Copper	197	2.00		mg/L	251207	1000	11/15/2017 17:51	TA
Lead	0.0398	0.0100		mg/L	251207	10	11/15/2017 18:04	TA
Zinc	378	10.0		mg/L	251207	1000	11/15/2017 17:51	TA
ION SCAN SW9056A								
Nitrate	88	12		mg/L	R356674	50	11/09/2017 10:03	VL
Sulfate	3700	200		mg/L	R356674	200	11/09/2017 11:34	VL
Dissolved Metals by ICP/MS SW6020B				**(SW3005A)**				
Arsenic	BRL	0.100		mg/L	251313	1000	11/14/2017 17:22	TA
Copper	185	2.00		mg/L	251313	1000	11/14/2017 17:22	TA
Lead	0.0222	0.0100		mg/L	251313	10	11/14/2017 16:31	TA
Zinc	350	10.0		mg/L	251313	1000	11/14/2017 17:22	TA
CHLORINATED PESTICIDES, TCL SW8081B				**(SW3510C)**				
4,4´-DDD	BRL	0.00010		mg/L	251232	1	11/13/2017 21:02	SH
4,4´-DDE	0.00023	0.00010		mg/L	251232	1	11/13/2017 21:02	SH
4,4´-DDT	BRL	0.00010		mg/L	251232	1	11/13/2017 21:02	SH
alpha-BHC	0.00060	0.000050		mg/L	251232	1	11/13/2017 21:02	SH
alpha-Chlordane	BRL	0.000050		mg/L	251232	1	11/13/2017 21:02	SH
beta-BHC	0.0022	0.00050		mg/L	251232	10	11/15/2017 02:08	SH
delta-BHC	BRL	0.00050		mg/L	251232	10	11/15/2017 02:08	SH
Dieldrin	BRL	0.00010		mg/L	251232	1	11/13/2017 21:02	SH
gamma-BHC	0.00043	0.000050		mg/L	251232	1	11/13/2017 21:02	SH
gamma-Chlordane	BRL	0.000050		mg/L	251232	1	11/13/2017 21:02	SH
Heptachlor	BRL	0.000050		mg/L	251232	1	11/13/2017 21:02	SH
Methoxychlor	BRL	0.00050		mg/L	251232	1	11/13/2017 21:02	SH
Toxaphene	BRL	0.0030		mg/L	251232	1	11/13/2017 21:02	SH
Surr: Decachlorobiphenyl	50.1	15.4-120		%REC	251232	1	11/13/2017 21:02	SH
Surr: Tetrachloro-m-xylene	88	37-126		%REC	251232	1	11/13/2017 21:02	SH

Qualifiers:

*	Value exceeds maximum contaminant level	E	Estimated (value above quantitation range)
BRL	Below reporting limit	S	Spike Recovery outside limits due to matrix
H	Holding times for preparation or analysis exceeded	Narr	See case narrative
N	Analyte not NELAC certified	NC	Not confirmed
B	Analyte detected in the associated method blank	<	Less than Result value
>	Greater than Result value	J	Estimated value detected below Reporting Limit

Analytical Environmental Services, Inc **Date:** 16-Nov-17

Client:	AMEC Foster Wheeler	**Client Sample ID:**	MW-120
Project Name:	BFEL Atlanta	**Collection Date:**	11/7/2017 3:45:00 PM
Lab ID:	1711636-008	**Matrix:**	Groundwater

Analyses	Result	Reporting Limit	Qual	Units	BatchID	Dilution Factor	Date Analyzed	Analyst
Volatile Organic Compounds by GC/MS SW8260B				**(SW5030B)**				
1,1,1-Trichloroethane	BRL	0.0050		mg/L	251447	1	11/13/2017 14:45	MD
1,1,2,2-Tetrachloroethane	BRL	0.0050		mg/L	251447	1	11/13/2017 14:45	MD
1,1,2-Trichloroethane	BRL	0.0050		mg/L	251447	1	11/13/2017 14:45	MD
1,1-Dichloroethane	BRL	0.0050		mg/L	251447	1	11/13/2017 14:45	MD
1,1-Dichloroethene	BRL	0.0050		mg/L	251447	1	11/13/2017 14:45	MD
1,1-Dichloropropene	BRL	0.0050		mg/L	251447	1	11/13/2017 14:45	MD
1,2,4-Trichlorobenzene	BRL	0.0050		mg/L	251447	1	11/13/2017 14:45	MD
1,2-Dichloroethane	BRL	0.0050		mg/L	251447	1	11/13/2017 14:45	MD
1,2-Dichloropropane	BRL	0.0050		mg/L	251447	1	11/13/2017 14:45	MD
1,4-Dioxane	BRL	0.15		mg/L	251447	1	11/13/2017 14:45	MD
2-Butanone	BRL	0.050		mg/L	251447	1	11/13/2017 14:45	MD
4-Methyl-2-pentanone	BRL	0.010		mg/L	251447	1	11/13/2017 14:45	MD
Acetone	BRL	0.050		mg/L	251447	1	11/13/2017 14:45	MD
Benzene	BRL	0.0050		mg/L	251447	1	11/13/2017 14:45	MD
Carbon disulfide	BRL	0.0050		mg/L	251447	1	11/13/2017 14:45	MD
Carbon tetrachloride	BRL	0.0050		mg/L	251447	1	11/13/2017 14:45	MD
Chlorobenzene	BRL	0.0050		mg/L	251447	1	11/13/2017 14:45	MD
Chloroethane	BRL	0.010		mg/L	251447	1	11/13/2017 14:45	MD
Chloroform	BRL	0.0050		mg/L	251447	1	11/13/2017 14:45	MD
Chloromethane	BRL	0.0050		mg/L	251447	1	11/13/2017 14:45	MD
cis-1,2-Dichloroethene	0.016	0.0050		mg/L	251447	1	11/13/2017 14:45	MD
Cyclohexane	BRL	0.0050		mg/L	251447	1	11/13/2017 14:45	MD
Ethylbenzene	BRL	0.0050		mg/L	251447	1	11/13/2017 14:45	MD
Isobutyl Alcohol	BRL	0.20		mg/L	251447	1	11/13/2017 14:45	MD
Isopropylbenzene	BRL	0.0050		mg/L	251447	1	11/13/2017 14:45	MD
Methylene chloride	BRL	0.0050		mg/L	251447	1	11/13/2017 14:45	MD
Naphthalene	BRL	0.0050		mg/L	251447	1	11/13/2017 14:45	MD
Styrene	BRL	0.0050		mg/L	251447	1	11/13/2017 14:45	MD
Tetrachloroethene	BRL	0.0050		mg/L	251447	1	11/13/2017 14:45	MD
Tetrahydrofuran	BRL	0.010		mg/L	251447	1	11/13/2017 14:45	MD
Toluene	BRL	0.0050		mg/L	251447	1	11/13/2017 14:45	MD
trans-1,2-Dichloroethene	BRL	0.0050		mg/L	251447	1	11/13/2017 14:45	MD
Trichloroethene	0.0093	0.0050		mg/L	251447	1	11/13/2017 14:45	MD
Trichlorofluoromethane	BRL	0.0050		mg/L	251447	1	11/13/2017 14:45	MD
Vinyl chloride	BRL	0.0020		mg/L	251447	1	11/13/2017 14:45	MD
Xylenes, Total	BRL	0.0050		mg/L	251447	1	11/13/2017 14:45	MD
Surr: 4-Bromofluorobenzene	82.1	68-127		%REC	251447	1	11/13/2017 14:45	MD
Surr: Dibromofluoromethane	105	84.4-122		%REC	251447	1	11/13/2017 14:45	MD
Surr: Toluene-d8	94.7	80.1-116		%REC	251447	1	11/13/2017 14:45	MD
Total Metals by ICP/MS SW6020B				**(SW3005A)**				

Qualifiers:

- * Value exceeds maximum contaminant level
- BRL Below reporting limit
- H Holding times for preparation or analysis exceeded
- N Analyte not NELAC certified
- B Analyte detected in the associated method blank
- > Greater than Result value
- E Estimated (value above quantitation range)
- S Spike Recovery outside limits due to matrix
- Narr See case narrative
- NC Not confirmed
- < Less than Result value
- J Estimated value detected below Reporting Limit

Analytical Environmental Services, Inc **Date:** 16-Nov-17

Client:	AMEC Foster Wheeler	**Client Sample ID:**	MW-120
Project Name:	BFEL Atlanta	**Collection Date:**	11/7/2017 3:45:00 PM
Lab ID:	1711636-008	**Matrix:**	Groundwater

Analyses	Result	Reporting Limit	Qual	Units	BatchID	Dilution Factor	Date Analyzed	Analyst
Total Metals by ICP/MS SW6020B				**(SW3005A)**				
Arsenic	BRL	0.00500		mg/L	251207	1	11/10/2017 21:58	TA
Copper	0.0425	0.00200		mg/L	251207	1	11/10/2017 21:58	TA
Lead	0.00121	0.00100		mg/L	251207	1	11/10/2017 21:58	TA
Zinc	0.846	0.0100		mg/L	251207	1	11/10/2017 21:58	TA
ION SCAN SW9056A								
Nitrate	0.56	0.25		mg/L	R356674	1	11/08/2017 18:25	VL
Sulfate	240	10		mg/L	R356674	10	11/09/2017 11:49	VL
Dissolved Metals by ICP/MS SW6020B				**(SW3005A)**				
Arsenic	BRL	0.00500		mg/L	251313	1	11/13/2017 20:00	TA
Copper	0.0113	0.00200		mg/L	251313	1	11/14/2017 16:33	TA
Lead	BRL	0.00100		mg/L	251313	1	11/13/2017 20:00	TA
Zinc	0.762	0.0100		mg/L	251313	1	11/14/2017 16:33	TA
CHLORINATED PESTICIDES, TCL SW8081B				**(SW3510C)**				
4,4´-DDD	BRL	0.00010		mg/L	251232	1	11/13/2017 21:14	SH
4,4´-DDE	BRL	0.00010		mg/L	251232	1	11/13/2017 21:14	SH
4,4´-DDT	BRL	0.00010		mg/L	251232	1	11/13/2017 21:14	SH
alpha-BHC	0.0014	0.000050		mg/L	251232	1	11/13/2017 21:14	SH
alpha-Chlordane	BRL	0.000050		mg/L	251232	1	11/13/2017 21:14	SH
beta-BHC	0.0020	0.00050		mg/L	251232	10	11/15/2017 02:19	SH
delta-BHC	0.0014	0.00050		mg/L	251232	10	11/15/2017 02:19	SH
Dieldrin	BRL	0.00010		mg/L	251232	1	11/13/2017 21:14	SH
gamma-BHC	0.00021	0.000050		mg/L	251232	1	11/13/2017 21:14	SH
gamma-Chlordane	BRL	0.000050		mg/L	251232	1	11/13/2017 21:14	SH
Heptachlor	BRL	0.000050		mg/L	251232	1	11/13/2017 21:14	SH
Methoxychlor	BRL	0.00050		mg/L	251232	1	11/13/2017 21:14	SH
Toxaphene	BRL	0.0030		mg/L	251232	1	11/13/2017 21:14	SH
Surr: Decachlorobiphenyl	65.8	15.4-120		%REC	251232	1	11/13/2017 21:14	SH
Surr: Tetrachloro-m-xylene	82.2	37-126		%REC	251232	1	11/13/2017 21:14	SH

Qualifiers:

*	Value exceeds maximum contaminant level	E	Estimated (value above quantitation range)
BRL	Below reporting limit	S	Spike Recovery outside limits due to matrix
H	Holding times for preparation or analysis exceeded	Narr	See case narrative
N	Analyte not NELAC certified	NC	Not confirmed
B	Analyte detected in the associated method blank	<	Less than Result value
>	Greater than Result value	J	Estimated value detected below Reporting Limit

Analytical Environmental Services, Inc

Date: 16-Nov-17

SUMMARY OF ANALYTES DETECTED

Analyses	Result	Qual	MDL	Reporting Limit	Units	BatchID	Dilution Factor
Client Sample ID: MW-121				**Lab ID:** 1711636-002			
Collection Date: 11/7/2017 12:26:00 PM				**Matrix:** Groundwater			
Volatile Organic Compounds by GC/MS SW8260B				**(SW5030B)**			
Trichloroethene	0.0054		0.00030	0.0050	mg/L	251447	1
Total Metals by ICP/MS SW6020B				**(SW3005A)**			
Copper	0.0120		0.000126	0.00200	mg/L	251207	1
Zinc	0.0331		0.000580	0.0100	mg/L	251207	1
ION SCAN SW9056A							
Nitrate	0.90		0.055	0.25	mg/L	R356674	1
Sulfate	60		1.2	10	mg/L	R356674	10
Dissolved Metals by ICP/MS SW6020B				**(SW3005A)**			
Copper	0.00918		0.000126	0.00200	mg/L	251313	1
Zinc	0.0334		0.000580	0.0100	mg/L	251313	1
CHLORINATED PESTICIDES, TCL SW8081B				**(SW3510C)**			
alpha-BHC	0.00023		0.000018	0.000050	mg/L	251232	1
beta-BHC	0.00030		0.000015	0.000050	mg/L	251232	1
gamma-BHC	0.00013		0.000017	0.000050	mg/L	251232	1
Client Sample ID: MW-119				**Lab ID:** 1711636-003			
Collection Date: 11/7/2017 12:45:00 PM				**Matrix:** Groundwater			
Total Metals by ICP/MS SW6020B				**(SW3005A)**			
Copper	0.00472		0.000126	0.00200	mg/L	251207	1
Zinc	0.605		0.000580	0.0100	mg/L	251207	1
ION SCAN SW9056A							
Sulfate	66		1.2	10	mg/L	R356674	10
Dissolved Metals by ICP/MS SW6020B				**(SW3005A)**			
Zinc	0.604		0.000580	0.0100	mg/L	251313	1
CHLORINATED PESTICIDES, TCL SW8081B				**(SW3510C)**			
alpha-BHC	0.00060		0.000018	0.000050	mg/L	251232	1
beta-BHC	0.00058		0.000015	0.000050	mg/L	251232	1
gamma-BHC	0.00011		0.000017	0.000050	mg/L	251232	1
Client Sample ID: MW-109				**Lab ID:** 1711636-004			
Collection Date: 11/7/2017 3:36:00 PM				**Matrix:** Groundwater			
Total Metals by ICP/MS SW6020B				**(SW3005A)**			
Arsenic	0.0602		0.0156	0.0500	mg/L	251207	100
Copper	0.113		0.0126	0.100	mg/L	251207	100
Lead	0.668		0.000215	0.00100	mg/L	251207	1
Zinc	28.7		0.0580	1.00	mg/L	251207	100
ION SCAN SW9056A							
Nitrate	1.4		0.055	0.25	mg/L	R356674	1
Sulfate	1200		5.8	50	mg/L	R356674	50
Dissolved Metals by ICP/MS SW6020B				**(SW3005A)**			
Arsenic	0.0609		0.0156	0.0500	mg/L	251313	100
Copper	0.131		0.0126	0.100	mg/L	251313	100
Lead	0.316		0.000215	0.00100	mg/L	251313	1
Zinc	28.2		0.0580	1.00	mg/L	251313	100

Analytical Environmental Services, Inc

Date: 16-Nov-17

SUMMARY OF ANALYTES DETECTED

Analyses	Result	Qual	MDL	Reporting Limit	Units	BatchID	Dilution Factor
Client Sample ID: MW-109				**Lab ID:** 1711636-004			
Collection Date: 11/7/2017 3:36:00 PM				**Matrix:** Groundwater			
CHLORINATED PESTICIDES, TCL SW8081B				**(SW3510C)**			
alpha-BHC	0.031		0.0018	0.0050	mg/L	251232	100
beta-BHC	0.0042		0.00015	0.00050	mg/L	251232	10
delta-BHC	0.0046		0.00014	0.00050	mg/L	251232	10
gamma-BHC	0.019		0.0017	0.0050	mg/L	251232	100
Client Sample ID: DUP-4				**Lab ID:** 1711636-005			
Collection Date: 11/7/2017 12:00:00 PM				**Matrix:** Groundwater			
Total Metals by ICP/MS SW6020B				**(SW3005A)**			
Lead	0.663		0.000215	0.00100	mg/L	251207	1
Zinc	30.5		0.0580	1.00	mg/L	251207	100
Dissolved Metals by ICP/MS SW6020B				**(SW3005A)**			
Arsenic	0.0596		0.0156	0.0500	mg/L	251313	100
Copper	0.124		0.0126	0.100	mg/L	251313	100
Lead	0.335		0.000215	0.00100	mg/L	251313	1
Zinc	27.8		0.0580	1.00	mg/L	251313	100
Client Sample ID: TW-10				**Lab ID:** 1711636-006			
Collection Date: 11/7/2017 11:02:00 AM				**Matrix:** Groundwater			
Total Metals by ICP/MS SW6020B				**(SW3005A)**			
Copper	9.88		0.00126	0.0200	mg/L	251207	10
Zinc	11.4		0.00580	0.100	mg/L	251207	10
ION SCAN SW9056A							
Nitrate	2.2		0.055	0.25	mg/L	R356674	1
Sulfate	410		2.3	20	mg/L	R356674	20
Dissolved Metals by ICP/MS SW6020B				**(SW3005A)**			
Copper	8.62		0.00126	0.0200	mg/L	251313	10
Zinc	11.3		0.00580	0.100	mg/L	251313	10
Client Sample ID: TW-7				**Lab ID:** 1711636-007			
Collection Date: 11/7/2017 2:46:00 PM				**Matrix:** Groundwater			
Total Metals by ICP/MS SW6020B				**(SW3005A)**			
Copper	197		0.126	2.00	mg/L	251207	1000
Lead	0.0398		0.00215	0.0100	mg/L	251207	10
Zinc	378		0.580	10.0	mg/L	251207	1000
ION SCAN SW9056A							
Nitrate	88		2.8	12	mg/L	R356674	50
Sulfate	3700		23	200	mg/L	R356674	200
Dissolved Metals by ICP/MS SW6020B				**(SW3005A)**			
Copper	185		0.126	2.00	mg/L	251313	1000
Lead	0.0222		0.00215	0.0100	mg/L	251313	10
Zinc	350		0.580	10.0	mg/L	251313	1000
CHLORINATED PESTICIDES, TCL SW8081B				**(SW3510C)**			
4,4´-DDE	0.00023		0.000024	0.00010	mg/L	251232	1
alpha-BHC	0.00060		0.000018	0.000050	mg/L	251232	1
beta-BHC	0.0022		0.00015	0.00050	mg/L	251232	10
gamma-BHC	0.00043		0.000017	0.000050	mg/L	251232	1

Analytical Environmental Services, Inc

Date: 16-Nov-17

SUMMARY OF ANALYTES DETECTED

Analyses	Result	Qual	MDL	Reporting Limit	Units	BatchID	Dilution Factor
Client Sample ID: MW-120				**Lab ID:** 1711636-008			
Collection Date: 11/7/2017 3:45:00 PM				**Matrix:** Groundwater			
Volatile Organic Compounds by GC/MS SW8260B				**(SW5030B)**			
cis-1,2-Dichloroethene	0.016		0.00028	0.0050	mg/L	251447	1
Trichloroethene	0.0093		0.00030	0.0050	mg/L	251447	1
Total Metals by ICP/MS SW6020B				**(SW3005A)**			
Copper	0.0425		0.000126	0.00200	mg/L	251207	1
Lead	0.00121		0.000215	0.00100	mg/L	251207	1
Zinc	0.846		0.000580	0.0100	mg/L	251207	1
ION SCAN SW9056A							
Nitrate	0.56		0.055	0.25	mg/L	R356674	1
Sulfate	240		1.2	10	mg/L	R356674	10
Dissolved Metals by ICP/MS SW6020B				**(SW3005A)**			
Copper	0.0113		0.000126	0.00200	mg/L	251313	1
Zinc	0.762		0.000580	0.0100	mg/L	251313	1
CHLORINATED PESTICIDES, TCL SW8081B				**(SW3510C)**			
alpha-BHC	0.0014		0.000018	0.000050	mg/L	251232	1
beta-BHC	0.0020		0.00015	0.00050	mg/L	251232	10
delta-BHC	0.0014		0.00014	0.00050	mg/L	251232	10
gamma-BHC	0.00021		0.000017	0.000050	mg/L	251232	1

Qualifiers:

- * Value exceeds maximum contaminant level
- BRL Below reporting limit
- H Holding times for preparation or analysis exceeded
- N Analyte not NELAC certified
- B Analyte detected in the associated method blank
- > Greater than Result value
- E Estimated (value above quantitation range)
- S Spike Recovery outside limits due to matrix
- Narr See case narrative
- NC Not confirmed
- < Less than Result value
- J Estimated value detected below Reporting Limit

Clear Save as

AES ANALYTICAL ENVIRONMENTAL SERVICES, INC.

SAMPLE/COOLER RECEIPT CHECKLIST

1. Client Name: **AMEC Foster Wheeler** AES Work Order Number: **1710T90**

2. Carrier: FedEx ☐ UPS ☐ USPS ☐ Client ☐ Courier ■ Other _____

		Yes	No	N/A	Details	Comments
3.	Shipping container/cooler received in good condition?	○	○	○	damaged ☐ leaking ☐ other ☐	
4.	Custody seals present on shipping container?	○	○	○		
5.	Custody seals intact on shipping container?	○	○	○		
6.	Temperature blanks present?	○	○	○		
7.	Cooler temperature(s) within limits of 0-6°C? [See item 13 and 14 for temperature recordings.]	○	○	○	Cooling initiated for recently collected samples / ice present ☐	
8.	Chain of Custody (COC) present?	○	○	○		
9.	Chain of Custody signed, dated, and timed when relinquished and received?	○	○	○		
10.	Sampler name and/or signature on COC?	○	○	○		
11.	Were all samples received within holding time?	○	○	○		
12.	TAT marked on the COC?	○	○	○	If no TAT indicated, proceeded with standard TAT per Terms & Conditions. ☐	

13. Cooler 1 Temperature 3.3 °C Cooler 2 Temperature 3.8 °C Cooler 3 Temperature _____ °C Cooler 4 Temperature _____ °C

14. Cooler 5 Temperature _____ °C Cooler 6 Temperature _____ °C Cooler 7 Temperature _____ °C Cooler 8 Temperature _____ °C

15. Comments: _____

I certify that I have completed sections 1-15 (dated initials). MJ 10/31/17

		Yes	No	N/A	Details	Comments
16.	Were sample containers intact upon receipt?	○	○	○		
17.	Custody seals present on sample containers?	○	○	○		
18.	Custody seals intact on sample containers?	○	○	○		
19.	Do sample container labels match the COC?	○	○	○	incomplete info ☐ illegible ☐ no label ☐ other ☐	
20.	Are analyses requested indicated on the COC?	○	○	○		
21.	Were all of the samples listed on the COC received?	○	○	○	samples received but not listed on COC ☐ samples listed on COC not received ☐	
22.	Was the sample collection date/time noted?	○	○	○		
23.	Did we receive sufficient sample volume for indicated analyses?	○	○	○		
24.	Were samples received in appropriate containers?	○	○	○		
25.	Were VOA samples received without headspace (< 1/4" bubble)?	○	○	○		
26.	Were trip blanks submitted?	○	○	○	listed on COC ■ not listed on COC ☐	

27. Comments: _____

I certify that I have completed sections 16-27 (dated initials). MJ 10/31/17

This section only applies to samples where pH can be checked at Sample Receipt.

		Yes	No	N/A	Details	Comments
28.	Have containers needing chemical preservation been checked? *	○	○	○		
29.	Containers meet preservation guidelines?	○	○	○		
30.	Was pH adjusted at Sample Receipt?	○	○	○		

* Note: Certain analyses require chemical preservation but must be checked in the laboratory and not upon Sample Receipt such as Coliforms, VOCs and Oil & Grease/TPH.

I certify that I have completed sections 28-30 (dated initials). MJ 10/31/17

Checklist 6.9.17 Rev 2

Locked

Client: AMEC Foster Wheeler
Project Name: BFEL Atlanta
Workorder: 1711636

ANALYTICAL QC SUMMARY REPORT

BatchID: 251207

Sample ID: **MB-251207**	Client ID:			Units: **mg/L**	Prep Date: **11/08/2017**	Run No: **356638**
SampleType: **MBLK**	TestCode: **Total Metals by ICP/MS** **SW6020B**			BatchID: **251207**	Analysis Date: **11/10/2017**	Seq No: **7857078**

Analyte	Result	RPT Limit	SPK value	SPK Ref Val	%REC	Low Limit	High Limit	RPD Ref Val	%RPD	RPD Limit	Qual
Arsenic	BRL	0.00500									
Copper	BRL	0.00200									
Lead	BRL	0.00100									
Zinc	BRL	0.0100									

Sample ID: **LCS-251207**	Client ID:			Units: **mg/L**	Prep Date: **11/08/2017**	Run No: **356638**
SampleType: **LCS**	TestCode: **Total Metals by ICP/MS** **SW6020B**			BatchID: **251207**	Analysis Date: **11/10/2017**	Seq No: **7857079**

Analyte	Result	RPT Limit	SPK value	SPK Ref Val	%REC	Low Limit	High Limit	RPD Ref Val	%RPD	RPD Limit	Qual
Arsenic	0.09914	0.00500	0.1000	0.0007115	98.4	80	120				
Copper	0.09821	0.00200	0.1000	0.001277	96.9	80	120				
Lead	0.09794	0.00100	0.1000		97.9	80	120				
Zinc	0.09833	0.0100	0.1000	0.0006161	97.7	80	120				

Sample ID: **1711636-002BMS**	Client ID: **MW-121**			Units: **mg/L**	Prep Date: **11/08/2017**	Run No: **356638**
SampleType: **MS**	TestCode: **Total Metals by ICP/MS** **SW6020B**			BatchID: **251207**	Analysis Date: **11/10/2017**	Seq No: **7857081**

Analyte	Result	RPT Limit	SPK value	SPK Ref Val	%REC	Low Limit	High Limit	RPD Ref Val	%RPD	RPD Limit	Qual
Arsenic	0.08813	0.00500	0.1000	0.0007686	87.4	75	125				
Copper	0.09586	0.00200	0.1000	0.01195	83.9	75	125				
Lead	0.09691	0.00100	0.1000	0.0005185	96.4	75	125				
Zinc	0.1170	0.0100	0.1000	0.03314	83.8	75	125				

Sample ID: **1711636-002BMSD**	Client ID: **MW-121**			Units: **mg/L**	Prep Date: **11/08/2017**	Run No: **356638**
SampleType: **MSD**	TestCode: **Total Metals by ICP/MS** **SW6020B**			BatchID: **251207**	Analysis Date: **11/10/2017**	Seq No: **7857082**

Analyte	Result	RPT Limit	SPK value	SPK Ref Val	%REC	Low Limit	High Limit	RPD Ref Val	%RPD	RPD Limit	Qual
Arsenic	0.08633	0.00500	0.1000	0.0007686	85.6	75	125	0.08813	2.07	20	

Qualifiers:

>	Greater than Result value	<	Less than Result value	B	Analyte detected in the associated method blank
BRL	Below reporting limit	E	Estimated (value above quantitation range)	H	Holding times for preparation or analysis exceeded
J	Estimated value detected below Reporting Limit	N	Analyte not NELAC certified	R	RPD outside limits due to matrix
Rpt Lim	Reporting Limit	S	Spike Recovery outside limits due to matrix		

Client: AMEC Foster Wheeler
Project Name: BFEL Atlanta
Workorder: 1711636

ANALYTICAL QC SUMMARY REPORT

BatchID: 251207

Sample ID: **1711636-002BMSD** Client ID: **MW-121** Units: **mg/L** Prep Date: **11/08/2017** Run No: **356638**
SampleType: **MSD** TestCode: **Total Metals by ICP/MS SW6020B** BatchID: **251207** Analysis Date: **11/10/2017** Seq No: **7857082**

Analyte	Result	RPT Limit	SPK value	SPK Ref Val	%REC	Low Limit	High Limit	RPD Ref Val	%RPD	RPD Limit	Qual
Copper	0.09455	0.00200	0.1000	0.01195	82.6	75	125	0.09586	1.38	20	
Lead	0.09553	0.00100	0.1000	0.0005185	95.0	75	125	0.09691	1.44	20	
Zinc	0.1153	0.0100	0.1000	0.03314	82.1	75	125	0.1170	1.47	20	

Qualifiers:

>	Greater than Result value	<	Less than Result value	B	Analyte detected in the associated method blank
BRL	Below reporting limit	E	Estimated (value above quantitation range)	H	Holding times for preparation or analysis exceeded
J	Estimated value detected below Reporting Limit	N	Analyte not NELAC certified	R	RPD outside limits due to matrix
Rpt Lim	Reporting Limit	S	Spike Recovery outside limits due to matrix		

Client: AMEC Foster Wheeler
Project Name: BFEL Atlanta
Workorder: 1711636

ANALYTICAL QC SUMMARY REPORT

BatchID: 251232

Sample ID: **MB-251232**	Client ID:			Units: **mg/L**	Prep Date: **11/09/2017**	Run No: **356841**
SampleType: **MBLK**	TestCode: **CHLORINATED PESTICIDES, TCL SW8081B**			BatchID: **251232**	Analysis Date: **11/13/2017**	Seq No: **7861962**

Analyte	Result	RPT Limit	SPK value	SPK Ref Val	%REC	Low Limit	High Limit	RPD Ref Val	%RPD	RPD Limit	Qual
4,4´-DDD	BRL	0.00010									
4,4´-DDE	BRL	0.00010									
4,4´-DDT	BRL	0.00010									
alpha-BHC	BRL	0.000050									
alpha-Chlordane	BRL	0.000050									
beta-BHC	BRL	0.000050									
delta-BHC	BRL	0.000050									
Dieldrin	BRL	0.00010									
gamma-BHC	BRL	0.000050									
gamma-Chlordane	BRL	0.000050									
Heptachlor	BRL	0.000050									
Methoxychlor	BRL	0.00050									
Toxaphene	BRL	0.0050									
Surr: Decachlorobiphenyl	0.000332	0	0.0005		66.4	15.4	120				
Surr: Tetrachloro-m-xylene	0.000412	0	0.0005		82.4	37	126				

Sample ID: **LCS-251232**	Client ID:			Units: **mg/L**	Prep Date: **11/09/2017**	Run No: **356841**
SampleType: **LCS**	TestCode: **CHLORINATED PESTICIDES, TCL SW8081B**			BatchID: **251232**	Analysis Date: **11/13/2017**	Seq No: **7861965**

Analyte	Result	RPT Limit	SPK value	SPK Ref Val	%REC	Low Limit	High Limit	RPD Ref Val	%RPD	RPD Limit	Qual
4,4´-DDT	0.001210	0.00010	0.0010		121	61.9	135				
Dieldrin	0.001154	0.00010	0.0010		115	70.3	126				
gamma-BHC	0.001045	0.000050	0.0010		105	70.9	129				
Heptachlor	0.001159	0.000050	0.0010		116	63.5	128				
Surr: Decachlorobiphenyl	0.000334	0	0.0005		66.8	15.4	120				
Surr: Tetrachloro-m-xylene	0.000427	0	0.0005		85.4	37	126				

Qualifiers:

>	Greater than Result value	<	Less than Result value	B	Analyte detected in the associated method blank
BRL	Below reporting limit	E	Estimated (value above quantitation range)	H	Holding times for preparation or analysis exceeded
J	Estimated value detected below Reporting Limit	N	Analyte not NELAC certified	R	RPD outside limits due to matrix
Rpt Lim	Reporting Limit	S	Spike Recovery outside limits due to matrix		

Client: AMEC Foster Wheeler
Project Name: BFEL Atlanta
Workorder: 1711636

ANALYTICAL QC SUMMARY REPORT

BatchID: 251232

Sample ID: **1711636-003DMS**	Client ID: **MW-119**	Units: **mg/L**	Prep Date: **11/09/2017**	Run No: **356841**
SampleType: **MS**	TestCode: **CHLORINATED PESTICIDES, TCL SW8081B**	BatchID: **251232**	Analysis Date: **11/13/2017**	Seq No: **7864525**

Analyte	Result	RPT Limit	SPK value	SPK Ref Val	%REC	Low Limit	High Limit	RPD Ref Val	%RPD	RPD Limit	Qual
4,4´-DDT	0.001073	0.00010	0.0010		107	43.2	136				
Dieldrin	0.000994	0.00010	0.0010		99.4	44	139				
gamma-BHC	0.001002	0.000050	0.0010	0.0001136	88.8	53.8	141				
Heptachlor	0.001168	0.000050	0.0010		117	34.3	144				
Surr: Decachlorobiphenyl	0.000338	0	0.0005		67.5	15.4	120				
Surr: Tetrachloro-m-xylene	0.000372	0	0.0005		74.4	37	126				

Sample ID: **1711636-003DMSD**	Client ID: **MW-119**	Units: **mg/L**	Prep Date: **11/09/2017**	Run No: **356841**
SampleType: **MSD**	TestCode: **CHLORINATED PESTICIDES, TCL SW8081B**	BatchID: **251232**	Analysis Date: **11/13/2017**	Seq No: **7864526**

Analyte	Result	RPT Limit	SPK value	SPK Ref Val	%REC	Low Limit	High Limit	RPD Ref Val	%RPD	RPD Limit	Qual
4,4´-DDT	0.001105	0.00010	0.0010		110	43.2	136	0.001073	2.96	21.1	
Dieldrin	0.001026	0.00010	0.0010		103	44	139	0.0009939	3.20	20	
gamma-BHC	0.001032	0.000050	0.0010	0.0001136	91.8	53.8	141	0.001002	2.96	20	
Heptachlor	0.001218	0.000050	0.0010		122	34.3	144	0.001168	4.19	24.4	
Surr: Decachlorobiphenyl	0.000327	0	0.0005		65.3	15.4	120	0.0003376	0	0	
Surr: Tetrachloro-m-xylene	0.000371	0	0.0005		74.2	37	126	0.0003720	0	0	

Qualifiers:

>	Greater than Result value	<	Less than Result value	B	Analyte detected in the associated method blank
BRL	Below reporting limit	E	Estimated (value above quantitation range)	H	Holding times for preparation or analysis exceeded
J	Estimated value detected below Reporting Limit	N	Analyte not NELAC certified	R	RPD outside limits due to matrix
Rpt Lim	Reporting Limit	S	Spike Recovery outside limits due to matrix		

Client: AMEC Foster Wheeler
Project Name: BFEL Atlanta
Workorder: 1711636

ANALYTICAL QC SUMMARY REPORT

BatchID: 251313

Sample ID: **MB-251313**	Client ID:		Units: **mg/L**	Prep Date: **11/13/2017**	Run No: **356829**
SampleType: **MBLK**	TestCode: **Dissolved Metals by ICP/MS SW6020B**		BatchID: **251313**	Analysis Date: **11/13/2017**	Seq No: **7864137**

Analyte	Result	RPT Limit	SPK value	SPK Ref Val	%REC	Low Limit	High Limit	RPD Ref Val	%RPD	RPD Limit	Qual
Arsenic	BRL	0.00500									
Copper	BRL	0.00200									
Lead	BRL	0.00100									
Zinc	BRL	0.0100									

Sample ID: **LCS-251313**	Client ID:		Units: **mg/L**	Prep Date: **11/13/2017**	Run No: **356829**
SampleType: **LCS**	TestCode: **Dissolved Metals by ICP/MS SW6020B**		BatchID: **251313**	Analysis Date: **11/13/2017**	Seq No: **7864138**

Analyte	Result	RPT Limit	SPK value	SPK Ref Val	%REC	Low Limit	High Limit	RPD Ref Val	%RPD	RPD Limit	Qual
Arsenic	0.1010	0.00500	0.1000	0.0005464	100	80	120				
Copper	0.09698	0.00200	0.1000	0.0006535	96.3	80	120				
Lead	0.08398	0.00100	0.1000		84.0	80	120				
Zinc	0.1028	0.0100	0.1000	0.001355	101	80	120				

Sample ID: **1711636-006CMS**	Client ID: **TW-10**		Units: **mg/L**	Prep Date: **11/13/2017**	Run No: **356829**
SampleType: **MS**	TestCode: **Dissolved Metals by ICP/MS SW6020B**		BatchID: **251313**	Analysis Date: **11/13/2017**	Seq No: **7864140**

Analyte	Result	RPT Limit	SPK value	SPK Ref Val	%REC	Low Limit	High Limit	RPD Ref Val	%RPD	RPD Limit	Qual
Arsenic	0.04974	0.00500	0.1000		49.7	75	125				S
Lead	0.07754	0.00100	0.1000	0.0002757	77.3	75	125				

Sample ID: **1711636-006CMS**	Client ID: **TW-10**		Units: **mg/L**	Prep Date: **11/13/2017**	Run No: **356829**
SampleType: **MS**	TestCode: **Dissolved Metals by ICP/MS SW6020B**		BatchID: **251313**	Analysis Date: **11/14/2017**	Seq No: **7864185**

Analyte	Result	RPT Limit	SPK value	SPK Ref Val	%REC	Low Limit	High Limit	RPD Ref Val	%RPD	RPD Limit	Qual
Copper	8.280	0.0200	0.1000	8.622	-341	75	125				S
Zinc	10.79	0.100	0.1000	11.27	-478	75	125				S

Qualifiers:

>	Greater than Result value	<	Less than Result value	B	Analyte detected in the associated method blank
BRL	Below reporting limit	E	Estimated (value above quantitation range)	H	Holding times for preparation or analysis exceeded
J	Estimated value detected below Reporting Limit	N	Analyte not NELAC certified	R	RPD outside limits due to matrix
Rpt Lim	Reporting Limit	S	Spike Recovery outside limits due to matrix		

Client: AMEC Foster Wheeler
Project Name: BFEL Atlanta
Workorder: 1711636

ANALYTICAL QC SUMMARY REPORT

BatchID: 251313

Sample ID: **1711636-006CMSD**	Client ID: **TW-10**				Units: **mg/L**		Prep Date: **11/13/2017**		Run No: **356829**	
SampleType: **MSD**	TestCode: **Dissolved Metals by ICP/MS SW6020B**				BatchID: **251313**		Analysis Date: **11/13/2017**		Seq No: **7864141**	
Analyte	Result	RPT Limit	SPK value	SPK Ref Val	%REC	Low Limit	High Limit	RPD Ref Val	%RPD	RPD Limit	Qual
Arsenic	0.04956	0.00500	0.1000		49.6	75	125	0.04974	0.368	20	S
Lead	0.07557	0.00100	0.1000	0.0002757	75.3	75	125	0.07754	2.57	20	

Sample ID: **1711636-006CMSD**	Client ID: **TW-10**				Units: **mg/L**		Prep Date: **11/13/2017**		Run No: **356829**	
SampleType: **MSD**	TestCode: **Dissolved Metals by ICP/MS SW6020B**				BatchID: **251313**		Analysis Date: **11/14/2017**		Seq No: **7864186**	
Analyte	Result	RPT Limit	SPK value	SPK Ref Val	%REC	Low Limit	High Limit	RPD Ref Val	%RPD	RPD Limit	Qual
Copper	8.612	0.0200	0.1000	8.622	-9.28	75	125	8.280	3.93	20	S
Zinc	11.27	0.100	0.1000	11.27	-0.897	75	125	10.79	4.33	20	S

Qualifiers:

>	Greater than Result value	<	Less than Result value	B	Analyte detected in the associated method blank
BRL	Below reporting limit	E	Estimated (value above quantitation range)	H	Holding times for preparation or analysis exceeded
J	Estimated value detected below Reporting Limit	N	Analyte not NELAC certified	R	RPD outside limits due to matrix
Rpt Lim	Reporting Limit	S	Spike Recovery outside limits due to matrix		

Client: AMEC Foster Wheeler
Project Name: BFEL Atlanta
Workorder: 1711636

ANALYTICAL QC SUMMARY REPORT

BatchID: 251447

Sample ID: **MB-251447** Client ID: Units: **mg/L** Prep Date: **11/13/2017** Run No: **356719**
SampleType: **MBLK** TestCode: **Volatile Organic Compounds by GC/MS SW8260B** BatchID: **251447** Analysis Date: **11/13/2017** Seq No: **7858665**

Analyte	Result	RPT Limit	SPK value	SPK Ref Val	%REC	Low Limit	High Limit	RPD Ref Val	%RPD	RPD Limit	Qual
1,1,1-Trichloroethane	BRL	0.0050									
1,1,2,2-Tetrachloroethane	BRL	0.0050									
1,1,2-Trichloroethane	BRL	0.0050									
1,1-Dichloroethane	BRL	0.0050									
1,1-Dichloroethene	BRL	0.0050									
1,1-Dichloropropene	BRL	0.0050									
1,2,4-Trichlorobenzene	BRL	0.0050									
1,2-Dichloroethane	BRL	0.0050									
1,2-Dichloropropane	BRL	0.0050									
1,4-Dioxane	BRL	0.15									
2-Butanone	BRL	0.050									
4-Methyl-2-pentanone	BRL	0.010									
Acetone	BRL	0.050									
Benzene	BRL	0.0050									
Carbon disulfide	BRL	0.0050									
Carbon tetrachloride	BRL	0.0050									
Chlorobenzene	BRL	0.0050									
Chloroethane	BRL	0.010									
Chloroform	BRL	0.0050									
Chloromethane	BRL	0.010									
cis-1,2-Dichloroethene	BRL	0.0050									
Cyclohexane	BRL	0.0050									
Ethylbenzene	BRL	0.0050									
Isobutyl Alcohol	BRL	0.20									
Isopropylbenzene	BRL	0.0050									
Methylene chloride	BRL	0.0050									
Naphthalene	BRL	0.0050									

Qualifiers:

>	Greater than Result value	<	Less than Result value	B	Analyte detected in the associated method blank
BRL	Below reporting limit	E	Estimated (value above quantitation range)	H	Holding times for preparation or analysis exceeded
J	Estimated value detected below Reporting Limit	N	Analyte not NELAC certified	R	RPD outside limits due to matrix
Rpt Lim	Reporting Limit	S	Spike Recovery outside limits due to matrix		

Client: AMEC Foster Wheeler
Project Name: BFEL Atlanta
Workorder: 1711636

ANALYTICAL QC SUMMARY REPORT

BatchID: 251447

Sample ID: **MB-251447** Client ID: Units: **mg/L** Prep Date: **11/13/2017** Run No: **356719**
SampleType: **MBLK** TestCode: **Volatile Organic Compounds by GC/MS SW8260B** BatchID: **251447** Analysis Date: **11/13/2017** Seq No: **7858665**

Analyte	Result	RPT Limit	SPK value	SPK Ref Val	%REC	Low Limit	High Limit	RPD Ref Val	%RPD	RPD Limit	Qual
Styrene	BRL	0.0050									
Tetrachloroethene	BRL	0.0050									
Tetrahydrofuran	BRL	0.010									
Toluene	BRL	0.0050									
trans-1,2-Dichloroethene	BRL	0.0050									
Trichloroethene	BRL	0.0050									
Trichlorofluoromethane	BRL	0.0050									
Vinyl chloride	BRL	0.0020									
Xylenes, Total	BRL	0.0050									
Surr: 4-Bromofluorobenzene	0.04196	0	0.0500		83.9	68	127				
Surr: Dibromofluoromethane	0.04751	0	0.0500		95.0	84.4	122				
Surr: Toluene-d8	0.04615	0	0.0500		92.3	80.1	116				

Sample ID: **MB-251447** Client ID: Units: **mg/L** Prep Date: **11/13/2017** Run No: **356719**
SampleType: **MBLK** TestCode: **Volatile Organic Compounds by GC/MS SW8260B** BatchID: **251447** Analysis Date: **11/13/2017** Seq No: **7860146**

Analyte	Result	RPT Limit	SPK value	SPK Ref Val	%REC	Low Limit	High Limit	RPD Ref Val	%RPD	RPD Limit	Qual
Surr: 4-Bromofluorobenzene	0.04511	0	0.0500		90.2	68	127				
Surr: Dibromofluoromethane	0.04736	0	0.0500		94.7	84.4	122				
Surr: Toluene-d8	0.05208	0	0.0500		104	80.1	116				

Sample ID: **LCS-251447** Client ID: Units: **mg/L** Prep Date: **11/13/2017** Run No: **356719**
SampleType: **LCS** TestCode: **Volatile Organic Compounds by GC/MS SW8260B** BatchID: **251447** Analysis Date: **11/13/2017** Seq No: **7858666**

Analyte	Result	RPT Limit	SPK value	SPK Ref Val	%REC	Low Limit	High Limit	RPD Ref Val	%RPD	RPD Limit	Qual
1,1-Dichloroethene	0.05296	0.0050	0.0500		106	69	136				
Benzene	0.05599	0.0050	0.0500		112	73.7	126				
Chlorobenzene	0.05490	0.0050	0.0500		110	73.5	124				

Qualifiers:

>	Greater than Result value	<	Less than Result value	B	Analyte detected in the associated method blank
BRL	Below reporting limit	E	Estimated (value above quantitation range)	H	Holding times for preparation or analysis exceeded
J	Estimated value detected below Reporting Limit	N	Analyte not NELAC certified	R	RPD outside limits due to matrix
Rpt Lim	Reporting Limit	S	Spike Recovery outside limits due to matrix		

Client: AMEC Foster Wheeler
Project Name: BFEL Atlanta
Workorder: 1711636

ANALYTICAL QC SUMMARY REPORT

BatchID: 251447

Sample ID: **LCS-251447** Client ID: Units: **mg/L** Prep Date: **11/13/2017** Run No: **356719**
SampleType: **LCS** TestCode: **Volatile Organic Compounds by GC/MS SW8260B** BatchID: **251447** Analysis Date: **11/13/2017** Seq No: **7858666**

Analyte	Result	RPT Limit	SPK value	SPK Ref Val	%REC	Low Limit	High Limit	RPD Ref Val	%RPD	RPD Limit	Qual
Toluene	0.05824	0.0050	0.0500		116	76.8	125				
Trichloroethene	0.05988	0.0050	0.0500		120	70.9	124				
Surr: 4-Bromofluorobenzene	0.04330	0	0.0500		86.6	68	127				
Surr: Dibromofluoromethane	0.04665	0	0.0500		93.3	84.4	122				
Surr: Toluene-d8	0.04624	0	0.0500		92.5	80.1	116				

Sample ID: **1711636-002AMS** Client ID: **MW-121** Units: **mg/L** Prep Date: **11/13/2017** Run No: **356719**
SampleType: **MS** TestCode: **Volatile Organic Compounds by GC/MS SW8260B** BatchID: **251447** Analysis Date: **11/13/2017** Seq No: **7860017**

Analyte	Result	RPT Limit	SPK value	SPK Ref Val	%REC	Low Limit	High Limit	RPD Ref Val	%RPD	RPD Limit	Qual
1,1-Dichloroethene	0.06011	0.0050	0.0500		120	65.7	143				
Benzene	0.05657	0.0050	0.0500		113	66.1	137				
Chlorobenzene	0.05616	0.0050	0.0500		112	70.9	132				
Toluene	0.05878	0.0050	0.0500		118	63.8	141				
Trichloroethene	0.06342	0.0050	0.0500	0.005390	116	70.6	128				
Surr: 4-Bromofluorobenzene	0.04161	0	0.0500		83.2	68	127				
Surr: Dibromofluoromethane	0.05040	0	0.0500		101	84.4	122				
Surr: Toluene-d8	0.04653	0	0.0500		93.1	80.1	116				

Sample ID: **1711636-002AMSD** Client ID: **MW-121** Units: **mg/L** Prep Date: **11/13/2017** Run No: **356719**
SampleType: **MSD** TestCode: **Volatile Organic Compounds by GC/MS SW8260B** BatchID: **251447** Analysis Date: **11/13/2017** Seq No: **7860018**

Analyte	Result	RPT Limit	SPK value	SPK Ref Val	%REC	Low Limit	High Limit	RPD Ref Val	%RPD	RPD Limit	Qual
1,1-Dichloroethene	0.05876	0.0050	0.0500		118	65.7	143	0.06011	2.27	17.7	
Benzene	0.05489	0.0050	0.0500		110	66.1	137	0.05657	3.01	20	
Chlorobenzene	0.05449	0.0050	0.0500		109	70.9	132	0.05616	3.02	20	
Toluene	0.05753	0.0050	0.0500		115	63.8	141	0.05878	2.15	20	
Trichloroethene	0.06379	0.0050	0.0500	0.005390	117	70.6	128	0.06342	0.582	20	

Qualifiers:

>	Greater than Result value	<	Less than Result value	B	Analyte detected in the associated method blank
BRL	Below reporting limit	E	Estimated (value above quantitation range)	H	Holding times for preparation or analysis exceeded
J	Estimated value detected below Reporting Limit	N	Analyte not NELAC certified	R	RPD outside limits due to matrix
Rpt Lim	Reporting Limit	S	Spike Recovery outside limits due to matrix		

Client: AMEC Foster Wheeler
Project Name: BFEL Atlanta
Workorder: 1711636

ANALYTICAL QC SUMMARY REPORT

BatchID: 251447

Sample ID: **1711636-002AMSD** Client ID: **MW-121** Units: **mg/L** Prep Date: **11/13/2017** Run No: **356719**
SampleType: **MSD** TestCode: **Volatile Organic Compounds by GC/MS SW8260B** BatchID: **251447** Analysis Date: **11/13/2017** Seq No: **7860018**

Analyte	Result	RPT Limit	SPK value	SPK Ref Val	%REC	Low Limit	High Limit	RPD Ref Val	%RPD	RPD Limit	Qual
Surr: 4-Bromofluorobenzene	0.04236	0	0.0500		84.7	68	127	0.04161	0	0	
Surr: Dibromofluoromethane	0.05142	0	0.0500		103	84.4	122	0.05040	0	0	
Surr: Toluene-d8	0.04711	0	0.0500		94.2	80.1	116	0.04653	0	0	

Qualifiers:

>	Greater than Result value	<	Less than Result value	B	Analyte detected in the associated method blank
BRL	Below reporting limit	E	Estimated (value above quantitation range)	H	Holding times for preparation or analysis exceeded
J	Estimated value detected below Reporting Limit	N	Analyte not NELAC certified	R	RPD outside limits due to matrix
Rpt Lim	Reporting Limit	S	Spike Recovery outside limits due to matrix		

Client: AMEC Foster Wheeler
Project Name: BFEL Atlanta
Workorder: 1711636

ANALYTICAL QC SUMMARY REPORT

BatchID: R356674

Sample ID: **MB-R356674**	Client ID:				Units: **mg/L**		Prep Date:		Run No: **356674**	
SampleType: **MBLK**	TestCode: **ION SCAN SW9056A**				BatchID: **R356674**		Analysis Date: **11/08/2017**		Seq No: **7857864**	
Analyte	Result	RPT Limit	SPK value	SPK Ref Val	%REC	Low Limit	High Limit	RPD Ref Val	%RPD	RPD Limit	Qual
Nitrate	BRL	0.25									
Sulfate	BRL	1.0									

Sample ID: **LCS-R356674**	Client ID:				Units: **mg/L**		Prep Date:		Run No: **356674**	
SampleType: **LCS**	TestCode: **ION SCAN SW9056A**				BatchID: **R356674**		Analysis Date: **11/08/2017**		Seq No: **7857863**	
Analyte	Result	RPT Limit	SPK value	SPK Ref Val	%REC	Low Limit	High Limit	RPD Ref Val	%RPD	RPD Limit	Qual
Nitrate	4.890	0.25	5.000		97.8	90	110				
Sulfate	23.14	1.0	25.00		92.6	90	110				

Sample ID: **1711749-002BMS**	Client ID:				Units: **mg/L**		Prep Date:		Run No: **356674**	
SampleType: **MS**	TestCode: **ION SCAN SW9056A**				BatchID: **R356674**		Analysis Date: **11/08/2017**		Seq No: **7857877**	
Analyte	Result	RPT Limit	SPK value	SPK Ref Val	%REC	Low Limit	High Limit	RPD Ref Val	%RPD	RPD Limit	Qual
Nitrate	64.33	2.5	50.00	14.21	100	90	110				
Sulfate	274.1	10	250.0	35.02	95.6	90	110				

Sample ID: **1711750-002BMS**	Client ID:				Units: **mg/L**		Prep Date:		Run No: **356674**	
SampleType: **MS**	TestCode: **ION SCAN SW9056A**				BatchID: **R356674**		Analysis Date: **11/08/2017**		Seq No: **7857880**	
Analyte	Result	RPT Limit	SPK value	SPK Ref Val	%REC	Low Limit	High Limit	RPD Ref Val	%RPD	RPD Limit	Qual
Nitrate	60.43	2.5	50.00	9.743	101	90	110				
Sulfate	267.9	10	250.0	33.20	93.9	90	110				

Sample ID: **1711749-002BMSD**	Client ID:				Units: **mg/L**		Prep Date:		Run No: **356674**	
SampleType: **MSD**	TestCode: **ION SCAN SW9056A**				BatchID: **R356674**		Analysis Date: **11/08/2017**		Seq No: **7857878**	
Analyte	Result	RPT Limit	SPK value	SPK Ref Val	%REC	Low Limit	High Limit	RPD Ref Val	%RPD	RPD Limit	Qual
Nitrate	64.78	2.5	50.00	14.21	101	90	110	64.33	0.701	20	

Qualifiers:

>	Greater than Result value	<	Less than Result value	B	Analyte detected in the associated method blank
BRL	Below reporting limit	E	Estimated (value above quantitation range)	H	Holding times for preparation or analysis exceeded
J	Estimated value detected below Reporting Limit	N	Analyte not NELAC certified	R	RPD outside limits due to matrix
Rpt Lim	Reporting Limit	S	Spike Recovery outside limits due to matrix		

Client: AMEC Foster Wheeler
Project Name: BFEL Atlanta
Workorder: 1711636

ANALYTICAL QC SUMMARY REPORT

BatchID: R356674

Sample ID: **1711749-002BMSD** Client ID:
SampleType: **MSD** TestCode: **ION SCAN SW9056A**
Units: **mg/L** Prep Date: Run No: **356674**
BatchID: **R356674** Analysis Date: **11/08/2017** Seq No: **7857878**

Analyte	Result	RPT Limit	SPK value	SPK Ref Val	%REC	Low Limit	High Limit	RPD Ref Val	%RPD	RPD Limit	Qual
Sulfate	269.3	10	250.0	35.02	93.7	90	110	274.1	1.77	20	

Qualifiers:

>	Greater than Result value	<	Less than Result value	B	Analyte detected in the associated method blank
BRL	Below reporting limit	E	Estimated (value above quantitation range)	H	Holding times for preparation or analysis exceeded
J	Estimated value detected below Reporting Limit	N	Analyte not NELAC certified	R	RPD outside limits due to matrix
Rpt Lim	Reporting Limit	S	Spike Recovery outside limits due to matrix		

AES

ANALYTICAL ENVIRONMENTAL SERVICES, INC.

November 16, 2017

Rhonda Quinn
AMEC Foster Wheeler

1075 Big Shanty Rd NW
Kennesaw GA 30144

RE: BFEL Atlanta

Dear Rhonda Quinn: Order No: 1711843

Analytical Environmental Services, Inc. received 5 samples on 11/8/2017 4:32:00 PM for the analyses presented in following report.

No problems were encountered during the analyses. Additionally, all results for the associated Quality Control samples were within EPA and/or AES established limits. Any discrepancies associated with the analyses contained herein will be noted and submitted in the form of a project Case Narrative.
AES's accreditations are as follows:
-NELAP/State of Florida Laboratory ID E87582 for analysis of Non-Potable Water, Solid & Chemical Materials, Air & Emissions Volatile Organics, and Drinking Water Microbiology & Metals, effective 07/01/17-06/30/18.
State of Georgia, Department of Natural Resources ID #800 for analysis of Drinking Water Metals, effective 07/01/17-06/30/18 and Total Coliforms/ E. coli, effective 04/25/17-04/24/20.
-NELAP/Louisiana Agency Interest No. 100818 for or analysis of Non-Potable Water and Solid & Chemical Materials, effective 07/01/17-06/30/18.
-AIHA-LAP, LLC Laboratory ID: 100671 for Industrial Hygiene samples (Organics, Metals, PCM Asbestos, Gravimetric), Environmental Lead (Paint, Soil, Dust Wipes, Air), and Environmental Microbiology (Fungal) Direct Examination, effective until 11/01/19.
These results relate only to the items tested. This report may only be reproduced in full.

If you have any questions regarding these test results, please feel free to call.

Sincerely,

Ioana Pacurar

Ioana Pacurar

Project Manager

ANALYTICAL ENVIRONMENTAL SERVICES, INC.
3080 Presidential Drive Atlanta, GA 30340-3704
AES Phone: (770) 457-8177 / Toll-Free: (800) 972-4889 / Fax: (770) 457-8188

CHAIN OF CUSTODY

Work Order: 1711843

Date: 11/8/17 Page 1 of 1

COMPANY: Wood.

ADDRESS: 1075 Big Shanty Rd, Ste 100 Kennesaw, GA 30144

PHONE: 770-421-3400

EMAIL:

SAMPLED BY: DHoward, MAndrews, EGuillen

SIGNATURE: Daniel Howard

#	SAMPLE ID	SAMPLED: DATE	SAMPLED: TIME	GRAB	COMPOSITE	MATRIX (see codes)	ANALYSIS REQUESTED: VOC 8260	Total Metals 6020	Diss Metals 6020 *	Pest 8081A	Nitrates+Sulfate 9056	PRESERVATION (see codes): H+I	N	I	I	I	REMARKS	Number of Containers
1	TB-07	11/8/17	0930	X		W	2											2
2	MW-111		1254	X		GW	2	1	1	2	1							7
3	OW-3		1402	X		GW	2	1	1	2	1							7
4	OW-1		1215	X		GW	2	1	1	2	1							7
5	OW-2	↓	1505	X		GW	2	1	1	2	1							7
6	Temp Blank																	
7																		
8																		
9																		
10																		
11																		
12																		
13																		
14																		

Visit our website www.aesatlanta.com for downloadable COCs and to log in to your AESAccess account.

RELINQUISHED BY: DATE/TIME:
1. Daniel L Howard 11/8/17 1555
2. 11-8-17 4:55
3.

RECEIVED BY: DATE/TIME:
1. 11-8-17 4:55
2. 11/8/17
3. 4:32

PROJECT INFORMATION
PROJECT NAME: BFEL Atlanta
PROJECT #: 6122080154
SITE ADDRESS: Marietta Rd Atlanta, GA
SEND REPORT TO: Rhonda Quinn
INVOICE TO: (IF DIFFERENT FROM ABOVE)
QUOTE #: PO#:

RECEIPT
Total # of Containers

Turnaround Time (TAT) Request
- [x] Standard 5 Business Days
- [ ] 2 Business Day Rush
- [ ] Next Business Day Rush
- [ ] Same-Day Rush (auth req.)
- [ ] Other

STATE PROGRAM (if any):
E-mail? [x] Fax? [ ]
DATA PACKAGE: I ○ II ● III ○ IV ○

SPECIAL INSTRUCTIONS/COMMENTS:
* Dissolved metals will be filtered by the Lab
Metals: As, Pb, Cu, Zn

SHIPMENT METHOD
OUT: / / VIA:
IN: / / VIA:
client FedEx UPS US mail (courier) Greyhound
other:

Submission of samples to the laboratory constitutes acceptance of AES's Terms & Conditions. Samples received after 3PM or on Saturday are considered as received the following business day. If no TAT is marked on COC, AES will proceed with standard TAT. Samples are disposed of 30 days after completion of report unless other arangements are made.

Matrix Codes: A = Air GW = Groundwater SE = Sediment SO = Soil SW = Surface Water WW = Waste Water W = Water (Blanks) DW = Drinking Water (Blanks) O = Other (specify)

Preservative Codes: H+I = Hydrochloric acid + ice I = Ice only N = Nitric acid S+I = Sulfuric acid + ice S/M+I = Sodium Bisulfate/Methanol + ice O = Other (specify) NA = None

White Copy - Original; Yellow Copy - Client

Client: AMEC Foster Wheeler
Project: BFEL Atlanta
Lab ID: 1711843

Case Narrative

Pesticide Analysis by Method 8081:

Due to sample matrix, sample 1711843-003C, -004C required dilution during preparation and/or analysis resulting in elevated reporting limits.

Analytical Environmental Services, Inc

Date: 16-Nov-17

Client:	AMEC Foster Wheeler	**Client Sample ID:**	TB-07
Project Name:	BFEL Atlanta	**Collection Date:**	11/8/2017 9:30:00 AM
Lab ID:	1711843-001	**Matrix:**	Aqueous

Analyses	Result	Reporting Limit	Qual	Units	BatchID	Dilution Factor	Date Analyzed	Analyst
Volatile Organic Compounds by GC/MS SW8260B				**(SW5030B)**				
1,1,1-Trichloroethane	BRL	0.0050		mg/L	251447	1	11/13/2017 12:20	MD
1,1,2,2-Tetrachloroethane	BRL	0.0050		mg/L	251447	1	11/13/2017 12:20	MD
1,1,2-Trichloroethane	BRL	0.0050		mg/L	251447	1	11/13/2017 12:20	MD
1,1-Dichloroethane	BRL	0.0050		mg/L	251447	1	11/13/2017 12:20	MD
1,1-Dichloroethene	BRL	0.0050		mg/L	251447	1	11/13/2017 12:20	MD
1,1-Dichloropropene	BRL	0.0050		mg/L	251447	1	11/13/2017 12:20	MD
1,2,4-Trichlorobenzene	BRL	0.0050		mg/L	251447	1	11/13/2017 12:20	MD
1,2-Dichloroethane	BRL	0.0050		mg/L	251447	1	11/13/2017 12:20	MD
1,2-Dichloropropane	BRL	0.0050		mg/L	251447	1	11/13/2017 12:20	MD
1,4-Dioxane	BRL	0.15		mg/L	251447	1	11/13/2017 12:20	MD
2-Butanone	BRL	0.050		mg/L	251447	1	11/13/2017 12:20	MD
4-Methyl-2-pentanone	BRL	0.010		mg/L	251447	1	11/13/2017 12:20	MD
Acetone	BRL	0.050		mg/L	251447	1	11/13/2017 12:20	MD
Benzene	BRL	0.0050		mg/L	251447	1	11/13/2017 12:20	MD
Carbon disulfide	BRL	0.0050		mg/L	251447	1	11/13/2017 12:20	MD
Carbon tetrachloride	BRL	0.0050		mg/L	251447	1	11/13/2017 12:20	MD
Chlorobenzene	BRL	0.0050		mg/L	251447	1	11/13/2017 12:20	MD
Chloroethane	BRL	0.010		mg/L	251447	1	11/13/2017 12:20	MD
Chloroform	BRL	0.0050		mg/L	251447	1	11/13/2017 12:20	MD
Chloromethane	BRL	0.0050		mg/L	251447	1	11/13/2017 12:20	MD
cis-1,2-Dichloroethene	BRL	0.0050		mg/L	251447	1	11/13/2017 12:20	MD
Cyclohexane	BRL	0.0050		mg/L	251447	1	11/13/2017 12:20	MD
Ethylbenzene	BRL	0.0050		mg/L	251447	1	11/13/2017 12:20	MD
Isobutyl Alcohol	BRL	0.20		mg/L	251447	1	11/13/2017 12:20	MD
Isopropylbenzene	BRL	0.0050		mg/L	251447	1	11/13/2017 12:20	MD
Methylene chloride	BRL	0.0050		mg/L	251447	1	11/13/2017 12:20	MD
Naphthalene	BRL	0.0050		mg/L	251447	1	11/13/2017 12:20	MD
Styrene	BRL	0.0050		mg/L	251447	1	11/13/2017 12:20	MD
Tetrachloroethene	BRL	0.0050		mg/L	251447	1	11/13/2017 12:20	MD
Tetrahydrofuran	BRL	0.010		mg/L	251447	1	11/13/2017 12:20	MD
Toluene	BRL	0.0050		mg/L	251447	1	11/13/2017 12:20	MD
trans-1,2-Dichloroethene	BRL	0.0050		mg/L	251447	1	11/13/2017 12:20	MD
Trichloroethene	BRL	0.0050		mg/L	251447	1	11/13/2017 12:20	MD
Trichlorofluoromethane	BRL	0.0050		mg/L	251447	1	11/13/2017 12:20	MD
Vinyl chloride	BRL	0.0020		mg/L	251447	1	11/13/2017 12:20	MD
Xylenes, Total	BRL	0.0050		mg/L	251447	1	11/13/2017 12:20	MD
Surr: 4-Bromofluorobenzene	83.1	68-127		%REC	251447	1	11/13/2017 12:20	MD
Surr: Dibromofluoromethane	98.4	84.4-122		%REC	251447	1	11/13/2017 12:20	MD
Surr: Toluene-d8	93.1	80.1-116		%REC	251447	1	11/13/2017 12:20	MD

Qualifiers:

- * Value exceeds maximum contaminant level
- BRL Below reporting limit
- H Holding times for preparation or analysis exceeded
- N Analyte not NELAC certified
- B Analyte detected in the associated method blank
- > Greater than Result value
- E Estimated (value above quantitation range)
- S Spike Recovery outside limits due to matrix
- Narr See case narrative
- NC Not confirmed
- < Less than Result value
- J Estimated value detected below Reporting Limit

Analytical Environmental Services, Inc **Date:** 16-Nov-17

Client:	AMEC Foster Wheeler	**Client Sample ID:**	MW-111
Project Name:	BFEL Atlanta	**Collection Date:**	11/8/2017 12:54:00 PM
Lab ID:	1711843-002	**Matrix:**	Groundwater

Analyses	Result	Reporting Limit	Qual	Units	BatchID	Dilution Factor	Date Analyzed	Analyst
Volatile Organic Compounds by GC/MS SW8260B				**(SW5030B)**				
1,1,1-Trichloroethane	BRL	0.0050		mg/L	251447	1	11/13/2017 15:10	MD
1,1,2,2-Tetrachloroethane	BRL	0.0050		mg/L	251447	1	11/13/2017 15:10	MD
1,1,2-Trichloroethane	BRL	0.0050		mg/L	251447	1	11/13/2017 15:10	MD
1,1-Dichloroethane	BRL	0.0050		mg/L	251447	1	11/13/2017 15:10	MD
1,1-Dichloroethene	BRL	0.0050		mg/L	251447	1	11/13/2017 15:10	MD
1,1-Dichloropropene	BRL	0.0050		mg/L	251447	1	11/13/2017 15:10	MD
1,2,4-Trichlorobenzene	BRL	0.0050		mg/L	251447	1	11/13/2017 15:10	MD
1,2-Dichloroethane	BRL	0.0050		mg/L	251447	1	11/13/2017 15:10	MD
1,2-Dichloropropane	BRL	0.0050		mg/L	251447	1	11/13/2017 15:10	MD
1,4-Dioxane	BRL	0.15		mg/L	251447	1	11/13/2017 15:10	MD
2-Butanone	BRL	0.050		mg/L	251447	1	11/13/2017 15:10	MD
4-Methyl-2-pentanone	BRL	0.010		mg/L	251447	1	11/13/2017 15:10	MD
Acetone	BRL	0.050		mg/L	251447	1	11/13/2017 15:10	MD
Benzene	BRL	0.0050		mg/L	251447	1	11/13/2017 15:10	MD
Carbon disulfide	BRL	0.0050		mg/L	251447	1	11/13/2017 15:10	MD
Carbon tetrachloride	BRL	0.0050		mg/L	251447	1	11/13/2017 15:10	MD
Chlorobenzene	0.086	0.0050		mg/L	251447	1	11/13/2017 15:10	MD
Chloroethane	BRL	0.010		mg/L	251447	1	11/13/2017 15:10	MD
Chloroform	BRL	0.0050		mg/L	251447	1	11/13/2017 15:10	MD
Chloromethane	BRL	0.0050		mg/L	251447	1	11/13/2017 15:10	MD
cis-1,2-Dichloroethene	BRL	0.0050		mg/L	251447	1	11/13/2017 15:10	MD
Cyclohexane	BRL	0.0050		mg/L	251447	1	11/13/2017 15:10	MD
Ethylbenzene	BRL	0.0050		mg/L	251447	1	11/13/2017 15:10	MD
Isobutyl Alcohol	BRL	0.20		mg/L	251447	1	11/13/2017 15:10	MD
Isopropylbenzene	BRL	0.0050		mg/L	251447	1	11/13/2017 15:10	MD
Methylene chloride	BRL	0.0050		mg/L	251447	1	11/13/2017 15:10	MD
Naphthalene	BRL	0.0050		mg/L	251447	1	11/13/2017 15:10	MD
Styrene	BRL	0.0050		mg/L	251447	1	11/13/2017 15:10	MD
Tetrachloroethene	BRL	0.0050		mg/L	251447	1	11/13/2017 15:10	MD
Tetrahydrofuran	BRL	0.010		mg/L	251447	1	11/13/2017 15:10	MD
Toluene	BRL	0.0050		mg/L	251447	1	11/13/2017 15:10	MD
trans-1,2-Dichloroethene	BRL	0.0050		mg/L	251447	1	11/13/2017 15:10	MD
Trichloroethene	BRL	0.0050		mg/L	251447	1	11/13/2017 15:10	MD
Trichlorofluoromethane	BRL	0.0050		mg/L	251447	1	11/13/2017 15:10	MD
Vinyl chloride	BRL	0.0020		mg/L	251447	1	11/13/2017 15:10	MD
Xylenes, Total	BRL	0.0050		mg/L	251447	1	11/13/2017 15:10	MD
Surr: 4-Bromofluorobenzene	82.1	68-127		%REC	251447	1	11/13/2017 15:10	MD
Surr: Dibromofluoromethane	105	84.4-122		%REC	251447	1	11/13/2017 15:10	MD
Surr: Toluene-d8	95.9	80.1-116		%REC	251447	1	11/13/2017 15:10	MD
Total Metals by ICP/MS SW6020B				**(SW3005A)**				

Qualifiers:

*	Value exceeds maximum contaminant level	E	Estimated (value above quantitation range)
BRL	Below reporting limit	S	Spike Recovery outside limits due to matrix
H	Holding times for preparation or analysis exceeded	Narr	See case narrative
N	Analyte not NELAC certified	NC	Not confirmed
B	Analyte detected in the associated method blank	<	Less than Result value
>	Greater than Result value	J	Estimated value detected below Reporting Limit

Analytical Environmental Services, Inc **Date:** 16-Nov-17

Client:	AMEC Foster Wheeler	**Client Sample ID:**	MW-111
Project Name:	BFEL Atlanta	**Collection Date:**	11/8/2017 12:54:00 PM
Lab ID:	1711843-002	**Matrix:**	Groundwater

Analyses	Result	Reporting Limit	Qual	Units	BatchID	Dilution Factor	Date Analyzed	Analyst
Total Metals by ICP/MS SW6020B				**(SW3005A)**				
Arsenic	BRL	0.00500		mg/L	251418	1	11/14/2017 18:26	TA
Copper	0.0403	0.0200		mg/L	251418	10	11/15/2017 19:01	TA
Lead	BRL	0.00100		mg/L	251418	1	11/14/2017 18:26	TA
Zinc	8.38	0.100		mg/L	251418	10	11/15/2017 19:01	TA
ION SCAN SW9056A								
Nitrate	BRL	0.25		mg/L	R356751	1	11/09/2017 13:08	VL
Sulfate	470	20		mg/L	R356751	20	11/09/2017 15:59	VL
Dissolved Metals by ICP/MS SW6020B				**(SW3005A)**				
Arsenic	BRL	0.00500		mg/L	251313	1	11/13/2017 20:02	TA
Copper	0.0344	0.0200		mg/L	251313	10	11/14/2017 16:35	TA
Lead	BRL	0.00100		mg/L	251313	1	11/13/2017 20:02	TA
Zinc	6.24	0.100		mg/L	251313	10	11/14/2017 16:35	TA
CHLORINATED PESTICIDES, TCL SW8081B				**(SW3510C)**				
4,4´-DDD	BRL	0.00010		mg/L	251232	1	11/13/2017 21:25	SH
4,4´-DDE	BRL	0.00010		mg/L	251232	1	11/13/2017 21:25	SH
4,4´-DDT	BRL	0.00010		mg/L	251232	1	11/13/2017 21:25	SH
alpha-BHC	0.020	0.0050		mg/L	251232	100	11/15/2017 03:37	SH
alpha-Chlordane	BRL	0.000050		mg/L	251232	1	11/13/2017 21:25	SH
beta-BHC	0.0062	0.0050		mg/L	251232	100	11/15/2017 03:37	SH
delta-BHC	0.051	0.0050		mg/L	251232	100	11/15/2017 03:37	SH
Dieldrin	0.00015	0.00010		mg/L	251232	1	11/13/2017 21:25	SH
gamma-BHC	0.021	0.0050		mg/L	251232	100	11/15/2017 03:37	SH
gamma-Chlordane	BRL	0.000050		mg/L	251232	1	11/13/2017 21:25	SH
Heptachlor	BRL	0.000050		mg/L	251232	1	11/13/2017 21:25	SH
Methoxychlor	BRL	0.00050		mg/L	251232	1	11/13/2017 21:25	SH
Toxaphene	BRL	0.0030		mg/L	251232	1	11/13/2017 21:25	SH
Surr: Decachlorobiphenyl	77.2	15.4-120		%REC	251232	1	11/13/2017 21:25	SH
Surr: Tetrachloro-m-xylene	80.2	37-126		%REC	251232	1	11/13/2017 21:25	SH

Qualifiers:

- * Value exceeds maximum contaminant level
- BRL Below reporting limit
- H Holding times for preparation or analysis exceeded
- N Analyte not NELAC certified
- B Analyte detected in the associated method blank
- > Greater than Result value
- E Estimated (value above quantitation range)
- S Spike Recovery outside limits due to matrix
- Narr See case narrative
- NC Not confirmed
- < Less than Result value
- J Estimated value detected below Reporting Limit

Analytical Environmental Services, Inc **Date:** 16-Nov-17

Client:	AMEC Foster Wheeler	**Client Sample ID:**	OW-3
Project Name:	BFEL Atlanta	**Collection Date:**	11/8/2017 2:02:00 PM
Lab ID:	1711843-003	**Matrix:**	Groundwater

Analyses	Result	Reporting Limit	Qual	Units	BatchID	Dilution Factor	Date Analyzed	Analyst
Volatile Organic Compounds by GC/MS SW8260B				**(SW5030B)**				
1,1,1-Trichloroethane	BRL	0.0050		mg/L	251447	1	11/13/2017 15:34	MD
1,1,2,2-Tetrachloroethane	BRL	0.0050		mg/L	251447	1	11/13/2017 15:34	MD
1,1,2-Trichloroethane	BRL	0.0050		mg/L	251447	1	11/13/2017 15:34	MD
1,1-Dichloroethane	BRL	0.0050		mg/L	251447	1	11/13/2017 15:34	MD
1,1-Dichloroethene	BRL	0.0050		mg/L	251447	1	11/13/2017 15:34	MD
1,1-Dichloropropene	BRL	0.0050		mg/L	251447	1	11/13/2017 15:34	MD
1,2,4-Trichlorobenzene	BRL	0.0050		mg/L	251447	1	11/13/2017 15:34	MD
1,2-Dichloroethane	BRL	0.0050		mg/L	251447	1	11/13/2017 15:34	MD
1,2-Dichloropropane	BRL	0.0050		mg/L	251447	1	11/13/2017 15:34	MD
1,4-Dioxane	BRL	0.15		mg/L	251447	1	11/13/2017 15:34	MD
2-Butanone	BRL	0.050		mg/L	251447	1	11/13/2017 15:34	MD
4-Methyl-2-pentanone	BRL	0.010		mg/L	251447	1	11/13/2017 15:34	MD
Acetone	BRL	0.050		mg/L	251447	1	11/13/2017 15:34	MD
Benzene	BRL	0.0050		mg/L	251447	1	11/13/2017 15:34	MD
Carbon disulfide	BRL	0.0050		mg/L	251447	1	11/13/2017 15:34	MD
Carbon tetrachloride	BRL	0.0050		mg/L	251447	1	11/13/2017 15:34	MD
Chlorobenzene	0.033	0.0050		mg/L	251447	1	11/13/2017 15:34	MD
Chloroethane	BRL	0.010		mg/L	251447	1	11/13/2017 15:34	MD
Chloroform	BRL	0.0050		mg/L	251447	1	11/13/2017 15:34	MD
Chloromethane	BRL	0.0050		mg/L	251447	1	11/13/2017 15:34	MD
cis-1,2-Dichloroethene	BRL	0.0050		mg/L	251447	1	11/13/2017 15:34	MD
Cyclohexane	BRL	0.0050		mg/L	251447	1	11/13/2017 15:34	MD
Ethylbenzene	BRL	0.0050		mg/L	251447	1	11/13/2017 15:34	MD
Isobutyl Alcohol	BRL	0.20		mg/L	251447	1	11/13/2017 15:34	MD
Isopropylbenzene	BRL	0.0050		mg/L	251447	1	11/13/2017 15:34	MD
Methylene chloride	BRL	0.0050		mg/L	251447	1	11/13/2017 15:34	MD
Naphthalene	BRL	0.0050		mg/L	251447	1	11/13/2017 15:34	MD
Styrene	BRL	0.0050		mg/L	251447	1	11/13/2017 15:34	MD
Tetrachloroethene	BRL	0.0050		mg/L	251447	1	11/13/2017 15:34	MD
Tetrahydrofuran	BRL	0.010		mg/L	251447	1	11/13/2017 15:34	MD
Toluene	BRL	0.0050		mg/L	251447	1	11/13/2017 15:34	MD
trans-1,2-Dichloroethene	BRL	0.0050		mg/L	251447	1	11/13/2017 15:34	MD
Trichloroethene	BRL	0.0050		mg/L	251447	1	11/13/2017 15:34	MD
Trichlorofluoromethane	BRL	0.0050		mg/L	251447	1	11/13/2017 15:34	MD
Vinyl chloride	BRL	0.0020		mg/L	251447	1	11/13/2017 15:34	MD
Xylenes, Total	BRL	0.0050		mg/L	251447	1	11/13/2017 15:34	MD
Surr: 4-Bromofluorobenzene	82.3	68-127		%REC	251447	1	11/13/2017 15:34	MD
Surr: Dibromofluoromethane	101	84.4-122		%REC	251447	1	11/13/2017 15:34	MD
Surr: Toluene-d8	92.7	80.1-116		%REC	251447	1	11/13/2017 15:34	MD
Total Metals by ICP/MS SW6020B				**(SW3005A)**				

Qualifiers:

- * Value exceeds maximum contaminant level
- BRL Below reporting limit
- H Holding times for preparation or analysis exceeded
- N Analyte not NELAC certified
- B Analyte detected in the associated method blank
- > Greater than Result value
- E Estimated (value above quantitation range)
- S Spike Recovery outside limits due to matrix
- Narr See case narrative
- NC Not confirmed
- < Less than Result value
- J Estimated value detected below Reporting Limit

Analytical Environmental Services, Inc **Date:** 16-Nov-17

Client:	AMEC Foster Wheeler	**Client Sample ID:**	OW-3
Project Name:	BFEL Atlanta	**Collection Date:**	11/8/2017 2:02:00 PM
Lab ID:	1711843-003	**Matrix:**	Groundwater

Analyses	Result	Reporting Limit	Qual	Units	BatchID	Dilution Factor	Date Analyzed	Analyst
Total Metals by ICP/MS SW6020B				**(SW3005A)**				
Arsenic	BRL	0.00500		mg/L	251418	1	11/14/2017 18:35	TA
Copper	0.485	0.0200		mg/L	251418	10	11/15/2017 19:10	TA
Lead	BRL	0.00100		mg/L	251418	1	11/14/2017 18:35	TA
Zinc	3.90	0.100		mg/L	251418	10	11/15/2017 19:10	TA
ION SCAN SW9056A								
Nitrate	0.36	0.25		mg/L	R356751	1	11/09/2017 14:08	VL
Sulfate	890	20		mg/L	R356751	20	11/09/2017 17:00	VL
Dissolved Metals by ICP/MS SW6020B				**(SW3005A)**				
Arsenic	BRL	0.00500		mg/L	251313	1	11/13/2017 20:04	TA
Copper	0.561	0.0200		mg/L	251313	10	11/14/2017 16:36	TA
Lead	BRL	0.00100		mg/L	251313	1	11/13/2017 20:04	TA
Zinc	4.24	0.100		mg/L	251313	10	11/14/2017 16:36	TA
CHLORINATED PESTICIDES, TCL SW8081B				**(SW3510C)**				
4,4´-DDD	BRL	0.00010		mg/L	251232	1	11/13/2017 21:36	SH
4,4´-DDE	BRL	0.00010		mg/L	251232	1	11/13/2017 21:36	SH
4,4´-DDT	BRL	0.00010		mg/L	251232	1	11/13/2017 21:36	SH
alpha-BHC	BRL	0.0050		mg/L	251232	100	11/15/2017 03:48	SH
alpha-Chlordane	BRL	0.000050		mg/L	251232	1	11/13/2017 21:36	SH
beta-BHC	BRL	0.0050		mg/L	251232	100	11/15/2017 03:48	SH
delta-BHC	0.0094	0.0050		mg/L	251232	100	11/15/2017 03:48	SH
Dieldrin	BRL	0.00010		mg/L	251232	1	11/13/2017 21:36	SH
gamma-BHC	BRL	0.0050		mg/L	251232	100	11/15/2017 03:48	SH
gamma-Chlordane	BRL	0.000050		mg/L	251232	1	11/13/2017 21:36	SH
Heptachlor	BRL	0.000050		mg/L	251232	1	11/13/2017 21:36	SH
Methoxychlor	BRL	0.00050		mg/L	251232	1	11/13/2017 21:36	SH
Toxaphene	BRL	0.0030		mg/L	251232	1	11/13/2017 21:36	SH
Surr: Decachlorobiphenyl	61.2	15.4-120		%REC	251232	1	11/13/2017 21:36	SH
Surr: Tetrachloro-m-xylene	73	37-126		%REC	251232	1	11/13/2017 21:36	SH

Qualifiers:

- * Value exceeds maximum contaminant level
- BRL Below reporting limit
- H Holding times for preparation or analysis exceeded
- N Analyte not NELAC certified
- B Analyte detected in the associated method blank
- > Greater than Result value
- E Estimated (value above quantitation range)
- S Spike Recovery outside limits due to matrix
- Narr See case narrative
- NC Not confirmed
- < Less than Result value
- J Estimated value detected below Reporting Limit

Analytical Environmental Services, Inc **Date:** 16-Nov-17

Client:	AMEC Foster Wheeler	**Client Sample ID:**	OW-1
Project Name:	BFEL Atlanta	**Collection Date:**	11/8/2017 12:15:00 PM
Lab ID:	1711843-004	**Matrix:**	Groundwater

Analyses	Result	Reporting Limit	Qual	Units	BatchID	Dilution Factor	Date Analyzed	Analyst
Volatile Organic Compounds by GC/MS SW8260B				**(SW5030B)**				
1,1,1-Trichloroethane	BRL	0.0050		mg/L	251447	1	11/13/2017 15:58	MD
1,1,2,2-Tetrachloroethane	BRL	0.0050		mg/L	251447	1	11/13/2017 15:58	MD
1,1,2-Trichloroethane	BRL	0.0050		mg/L	251447	1	11/13/2017 15:58	MD
1,1-Dichloroethane	BRL	0.0050		mg/L	251447	1	11/13/2017 15:58	MD
1,1-Dichloroethene	BRL	0.0050		mg/L	251447	1	11/13/2017 15:58	MD
1,1-Dichloropropene	BRL	0.0050		mg/L	251447	1	11/13/2017 15:58	MD
1,2,4-Trichlorobenzene	BRL	0.0050		mg/L	251447	1	11/13/2017 15:58	MD
1,2-Dichloroethane	BRL	0.0050		mg/L	251447	1	11/13/2017 15:58	MD
1,2-Dichloropropane	BRL	0.0050		mg/L	251447	1	11/13/2017 15:58	MD
1,4-Dioxane	BRL	0.15		mg/L	251447	1	11/13/2017 15:58	MD
2-Butanone	BRL	0.050		mg/L	251447	1	11/13/2017 15:58	MD
4-Methyl-2-pentanone	BRL	0.010		mg/L	251447	1	11/13/2017 15:58	MD
Acetone	BRL	0.050		mg/L	251447	1	11/13/2017 15:58	MD
Benzene	BRL	0.0050		mg/L	251447	1	11/13/2017 15:58	MD
Carbon disulfide	BRL	0.0050		mg/L	251447	1	11/13/2017 15:58	MD
Carbon tetrachloride	BRL	0.0050		mg/L	251447	1	11/13/2017 15:58	MD
Chlorobenzene	0.072	0.0050		mg/L	251447	1	11/13/2017 15:58	MD
Chloroethane	BRL	0.010		mg/L	251447	1	11/13/2017 15:58	MD
Chloroform	BRL	0.0050		mg/L	251447	1	11/13/2017 15:58	MD
Chloromethane	BRL	0.0050		mg/L	251447	1	11/13/2017 15:58	MD
cis-1,2-Dichloroethene	BRL	0.0050		mg/L	251447	1	11/13/2017 15:58	MD
Cyclohexane	BRL	0.0050		mg/L	251447	1	11/13/2017 15:58	MD
Ethylbenzene	BRL	0.0050		mg/L	251447	1	11/13/2017 15:58	MD
Isobutyl Alcohol	BRL	0.20		mg/L	251447	1	11/13/2017 15:58	MD
Isopropylbenzene	BRL	0.0050		mg/L	251447	1	11/13/2017 15:58	MD
Methylene chloride	BRL	0.0050		mg/L	251447	1	11/13/2017 15:58	MD
Naphthalene	BRL	0.0050		mg/L	251447	1	11/13/2017 15:58	MD
Styrene	BRL	0.0050		mg/L	251447	1	11/13/2017 15:58	MD
Tetrachloroethene	BRL	0.0050		mg/L	251447	1	11/13/2017 15:58	MD
Tetrahydrofuran	BRL	0.010		mg/L	251447	1	11/13/2017 15:58	MD
Toluene	BRL	0.0050		mg/L	251447	1	11/13/2017 15:58	MD
trans-1,2-Dichloroethene	BRL	0.0050		mg/L	251447	1	11/13/2017 15:58	MD
Trichloroethene	BRL	0.0050		mg/L	251447	1	11/13/2017 15:58	MD
Trichlorofluoromethane	BRL	0.0050		mg/L	251447	1	11/13/2017 15:58	MD
Vinyl chloride	BRL	0.0020		mg/L	251447	1	11/13/2017 15:58	MD
Xylenes, Total	BRL	0.0050		mg/L	251447	1	11/13/2017 15:58	MD
Surr: 4-Bromofluorobenzene	85.1	68-127		%REC	251447	1	11/13/2017 15:58	MD
Surr: Dibromofluoromethane	101	84.4-122		%REC	251447	1	11/13/2017 15:58	MD
Surr: Toluene-d8	92.3	80.1-116		%REC	251447	1	11/13/2017 15:58	MD
Total Metals by ICP/MS SW6020B				**(SW3005A)**				

Qualifiers:

- * Value exceeds maximum contaminant level
- BRL Below reporting limit
- H Holding times for preparation or analysis exceeded
- N Analyte not NELAC certified
- B Analyte detected in the associated method blank
- > Greater than Result value
- E Estimated (value above quantitation range)
- S Spike Recovery outside limits due to matrix
- Narr See case narrative
- NC Not confirmed
- < Less than Result value
- J Estimated value detected below Reporting Limit

Analytical Environmental Services, Inc **Date:** 16-Nov-17

Client:	AMEC Foster Wheeler	**Client Sample ID:**	OW-1
Project Name:	BFEL Atlanta	**Collection Date:**	11/8/2017 12:15:00 PM
Lab ID:	1711843-004	**Matrix:**	Groundwater

Analyses	Result	Reporting Limit	Qual	Units	BatchID	Dilution Factor	Date Analyzed	Analyst
Total Metals by ICP/MS SW6020B					**(SW3005A)**			
Arsenic	0.139	0.0500		mg/L	251418	10	11/15/2017 19:12	TA
Copper	0.170	0.00200		mg/L	251418	1	11/14/2017 18:37	TA
Lead	BRL	0.00100		mg/L	251418	1	11/14/2017 18:37	TA
Zinc	4.62	0.100		mg/L	251418	10	11/15/2017 19:12	TA
ION SCAN SW9056A								
Nitrate	BRL	0.25		mg/L	R356751	1	11/09/2017 13:23	VL
Sulfate	370	10		mg/L	R356751	10	11/09/2017 17:15	VL
Dissolved Metals by ICP/MS SW6020B					**(SW3005A)**			
Arsenic	0.0416	0.00500		mg/L	251313	10	11/14/2017 16:38	TA
Copper	0.0760	0.0200		mg/L	251313	10	11/14/2017 16:38	TA
Lead	BRL	0.00100		mg/L	251313	1	11/13/2017 20:06	TA
Zinc	4.80	0.100		mg/L	251313	10	11/14/2017 16:38	TA
CHLORINATED PESTICIDES, TCL SW8081B					**(SW3510C)**			
4,4´-DDD	0.00018	0.00010		mg/L	251232	1	11/13/2017 21:47	SH
4,4´-DDE	BRL	0.00010		mg/L	251232	1	11/13/2017 21:47	SH
4,4´-DDT	BRL	0.00010		mg/L	251232	1	11/13/2017 21:47	SH
alpha-BHC	0.016	0.0050		mg/L	251232	100	11/15/2017 04:00	SH
alpha-Chlordane	BRL	0.000050		mg/L	251232	1	11/13/2017 21:47	SH
beta-BHC	BRL	0.0050		mg/L	251232	100	11/15/2017 04:00	SH
delta-BHC	0.019	0.0050		mg/L	251232	100	11/15/2017 04:00	SH
Dieldrin	BRL	0.00010		mg/L	251232	1	11/13/2017 21:47	SH
gamma-BHC	0.0056	0.0050		mg/L	251232	100	11/15/2017 04:00	SH
gamma-Chlordane	BRL	0.000050		mg/L	251232	1	11/13/2017 21:47	SH
Heptachlor	BRL	0.000050		mg/L	251232	1	11/13/2017 21:47	SH
Methoxychlor	BRL	0.00050		mg/L	251232	1	11/13/2017 21:47	SH
Toxaphene	BRL	0.0030		mg/L	251232	1	11/13/2017 21:47	SH
Surr: Decachlorobiphenyl	80.6	15.4-120		%REC	251232	1	11/13/2017 21:47	SH
Surr: Tetrachloro-m-xylene	86.8	37-126		%REC	251232	1	11/13/2017 21:47	SH

Qualifiers:

- * Value exceeds maximum contaminant level
- BRL Below reporting limit
- H Holding times for preparation or analysis exceeded
- N Analyte not NELAC certified
- B Analyte detected in the associated method blank
- > Greater than Result value
- E Estimated (value above quantitation range)
- S Spike Recovery outside limits due to matrix
- Narr See case narrative
- NC Not confirmed
- < Less than Result value
- J Estimated value detected below Reporting Limit

Analytical Environmental Services, Inc **Date:** 16-Nov-17

Client:	AMEC Foster Wheeler	**Client Sample ID:**	OW-2
Project Name:	BFEL Atlanta	**Collection Date:**	11/8/2017 3:05:00 PM
Lab ID:	1711843-005	**Matrix:**	Groundwater

Analyses	Result	Reporting Limit	Qual	Units	BatchID	Dilution Factor	Date Analyzed	Analyst
Volatile Organic Compounds by GC/MS SW8260B (SW5030B)								
1,1,1-Trichloroethane	BRL	0.0050		mg/L	251447	1	11/13/2017 16:22	MD
1,1,2,2-Tetrachloroethane	BRL	0.0050		mg/L	251447	1	11/13/2017 16:22	MD
1,1,2-Trichloroethane	BRL	0.0050		mg/L	251447	1	11/13/2017 16:22	MD
1,1-Dichloroethane	BRL	0.0050		mg/L	251447	1	11/13/2017 16:22	MD
1,1-Dichloroethene	BRL	0.0050		mg/L	251447	1	11/13/2017 16:22	MD
1,1-Dichloropropene	BRL	0.0050		mg/L	251447	1	11/13/2017 16:22	MD
1,2,4-Trichlorobenzene	0.0072	0.0050		mg/L	251447	1	11/13/2017 16:22	MD
1,2-Dichloroethane	BRL	0.0050		mg/L	251447	1	11/13/2017 16:22	MD
1,2-Dichloropropane	BRL	0.0050		mg/L	251447	1	11/13/2017 16:22	MD
1,4-Dioxane	BRL	0.15		mg/L	251447	1	11/13/2017 16:22	MD
2-Butanone	BRL	0.050		mg/L	251447	1	11/13/2017 16:22	MD
4-Methyl-2-pentanone	BRL	0.010		mg/L	251447	1	11/13/2017 16:22	MD
Acetone	BRL	0.050		mg/L	251447	1	11/13/2017 16:22	MD
Benzene	BRL	0.0050		mg/L	251447	1	11/13/2017 16:22	MD
Carbon disulfide	BRL	0.0050		mg/L	251447	1	11/13/2017 16:22	MD
Carbon tetrachloride	BRL	0.0050		mg/L	251447	1	11/13/2017 16:22	MD
Chlorobenzene	0.23	0.050		mg/L	251447	10	11/14/2017 09:54	NP
Chloroethane	BRL	0.010		mg/L	251447	1	11/13/2017 16:22	MD
Chloroform	BRL	0.0050		mg/L	251447	1	11/13/2017 16:22	MD
Chloromethane	BRL	0.0050		mg/L	251447	1	11/13/2017 16:22	MD
cis-1,2-Dichloroethene	BRL	0.0050		mg/L	251447	1	11/13/2017 16:22	MD
Cyclohexane	BRL	0.0050		mg/L	251447	1	11/13/2017 16:22	MD
Ethylbenzene	BRL	0.0050		mg/L	251447	1	11/13/2017 16:22	MD
Isobutyl Alcohol	BRL	0.20		mg/L	251447	1	11/13/2017 16:22	MD
Isopropylbenzene	BRL	0.0050		mg/L	251447	1	11/13/2017 16:22	MD
Methylene chloride	BRL	0.0050		mg/L	251447	1	11/13/2017 16:22	MD
Naphthalene	BRL	0.0050		mg/L	251447	1	11/13/2017 16:22	MD
Styrene	BRL	0.0050		mg/L	251447	1	11/13/2017 16:22	MD
Tetrachloroethene	BRL	0.0050		mg/L	251447	1	11/13/2017 16:22	MD
Tetrahydrofuran	BRL	0.010		mg/L	251447	1	11/13/2017 16:22	MD
Toluene	BRL	0.0050		mg/L	251447	1	11/13/2017 16:22	MD
trans-1,2-Dichloroethene	BRL	0.0050		mg/L	251447	1	11/13/2017 16:22	MD
Trichloroethene	BRL	0.0050		mg/L	251447	1	11/13/2017 16:22	MD
Trichlorofluoromethane	BRL	0.0050		mg/L	251447	1	11/13/2017 16:22	MD
Vinyl chloride	BRL	0.0020		mg/L	251447	1	11/13/2017 16:22	MD
Xylenes, Total	BRL	0.0050		mg/L	251447	1	11/13/2017 16:22	MD
Surr: 4-Bromofluorobenzene	81.9	68-127		%REC	251447	1	11/13/2017 16:22	MD
Surr: 4-Bromofluorobenzene	88.8	68-127		%REC	251447	10	11/14/2017 09:54	NP
Surr: Dibromofluoromethane	102	84.4-122		%REC	251447	1	11/13/2017 16:22	MD
Surr: Dibromofluoromethane	101	84.4-122		%REC	251447	10	11/14/2017 09:54	NP
Surr: Toluene-d8	92.7	80.1-116		%REC	251447	1	11/13/2017 16:22	MD

Qualifiers:

- * Value exceeds maximum contaminant level
- BRL Below reporting limit
- H Holding times for preparation or analysis exceeded
- N Analyte not NELAC certified
- B Analyte detected in the associated method blank
- > Greater than Result value
- E Estimated (value above quantitation range)
- S Spike Recovery outside limits due to matrix
- Narr See case narrative
- NC Not confirmed
- < Less than Result value
- J Estimated value detected below Reporting Limit

Analytical Environmental Services, Inc **Date:** 16-Nov-17

Client:	AMEC Foster Wheeler	**Client Sample ID:**	OW-2
Project Name:	BFEL Atlanta	**Collection Date:**	11/8/2017 3:05:00 PM
Lab ID:	1711843-005	**Matrix:**	Groundwater

Analyses	Result	Reporting Limit	Qual	Units	BatchID	Dilution Factor	Date Analyzed	Analyst
Volatile Organic Compounds by GC/MS SW8260B				**(SW5030B)**				
Surr: Toluene-d8	95.5	80.1-116		%REC	251447	10	11/14/2017 09:54	NP
Total Metals by ICP/MS SW6020B				**(SW3005A)**				
Arsenic	0.0641	0.0500		mg/L	251418	10	11/15/2017 19:14	TA
Copper	0.0290	0.0200		mg/L	251418	10	11/15/2017 19:14	TA
Lead	BRL	0.00100		mg/L	251418	1	11/14/2017 18:39	TA
Zinc	2.63	0.100		mg/L	251418	10	11/15/2017 19:14	TA
ION SCAN SW9056A								
Nitrate	BRL	0.25		mg/L	R356751	1	11/09/2017 14:23	VL
Sulfate	480	20		mg/L	R356751	20	11/09/2017 17:30	VL
Dissolved Metals by ICP/MS SW6020B				**(SW3005A)**				
Arsenic	0.0373	0.00500		mg/L	251313	10	11/14/2017 16:40	TA
Copper	0.0592	0.0200		mg/L	251313	10	11/14/2017 16:40	TA
Lead	BRL	0.00100		mg/L	251313	1	11/13/2017 20:08	TA
Zinc	2.93	0.100		mg/L	251313	10	11/14/2017 16:40	TA
CHLORINATED PESTICIDES, TCL SW8081B				**(SW3510C)**				
4,4´-DDD	BRL	0.00010		mg/L	251232	1	11/13/2017 21:59	SH
4,4´-DDE	BRL	0.00010		mg/L	251232	1	11/13/2017 21:59	SH
4,4´-DDT	BRL	0.00010		mg/L	251232	1	11/13/2017 21:59	SH
alpha-BHC	0.036	0.0050		mg/L	251232	100	11/15/2017 04:11	SH
alpha-Chlordane	BRL	0.000050		mg/L	251232	1	11/13/2017 21:59	SH
beta-BHC	0.0068	0.0050		mg/L	251232	100	11/15/2017 04:11	SH
delta-BHC	0.13	0.0050		mg/L	251232	100	11/15/2017 04:11	SH
Dieldrin	BRL	0.00010		mg/L	251232	1	11/13/2017 21:59	SH
gamma-BHC	0.047	0.0050		mg/L	251232	100	11/15/2017 04:11	SH
gamma-Chlordane	BRL	0.000050		mg/L	251232	1	11/13/2017 21:59	SH
Heptachlor	BRL	0.000050		mg/L	251232	1	11/13/2017 21:59	SH
Methoxychlor	BRL	0.00050		mg/L	251232	1	11/13/2017 21:59	SH
Toxaphene	BRL	0.0030		mg/L	251232	1	11/13/2017 21:59	SH
Surr: Decachlorobiphenyl	67.1	15.4-120		%REC	251232	1	11/13/2017 21:59	SH
Surr: Tetrachloro-m-xylene	55.8	37-126		%REC	251232	1	11/13/2017 21:59	SH

Qualifiers:

*	Value exceeds maximum contaminant level	E	Estimated (value above quantitation range)
BRL	Below reporting limit	S	Spike Recovery outside limits due to matrix
H	Holding times for preparation or analysis exceeded	Narr	See case narrative
N	Analyte not NELAC certified	NC	Not confirmed
B	Analyte detected in the associated method blank	<	Less than Result value
>	Greater than Result value	J	Estimated value detected below Reporting Limit

Analytical Environmental Services, Inc

Date: 16-Nov-17

SUMMARY OF ANALYTES DETECTED

Analyses	Result	Qual	MDL	Reporting Limit	Units	BatchID	Dilution Factor
Client Sample ID: MW-111				**Lab ID:** 1711843-002			
Collection Date: 11/8/2017 12:54:00 PM				**Matrix:** Groundwater			
Volatile Organic Compounds by GC/MS SW8260B				**(SW5030B)**			
Chlorobenzene	0.086		0.00042	0.0050	mg/L	251447	1
Total Metals by ICP/MS SW6020B				**(SW3005A)**			
Copper	0.0403		0.00126	0.0200	mg/L	251418	10
Zinc	8.38		0.00580	0.100	mg/L	251418	10
ION SCAN SW9056A							
Sulfate	470		2.3	20	mg/L	R356751	20
Dissolved Metals by ICP/MS SW6020B				**(SW3005A)**			
Copper	0.0344		0.00126	0.0200	mg/L	251313	10
Zinc	6.24		0.00580	0.100	mg/L	251313	10
CHLORINATED PESTICIDES, TCL SW8081B				**(SW3510C)**			
alpha-BHC	0.020		0.0018	0.0050	mg/L	251232	100
beta-BHC	0.0062		0.0015	0.0050	mg/L	251232	100
delta-BHC	0.051		0.0014	0.0050	mg/L	251232	100
Dieldrin	0.00015		0.000017	0.00010	mg/L	251232	1
gamma-BHC	0.021		0.0017	0.0050	mg/L	251232	100
Client Sample ID: OW-3				**Lab ID:** 1711843-003			
Collection Date: 11/8/2017 2:02:00 PM				**Matrix:** Groundwater			
Volatile Organic Compounds by GC/MS SW8260B				**(SW5030B)**			
Chlorobenzene	0.033		0.00042	0.0050	mg/L	251447	1
Total Metals by ICP/MS SW6020B				**(SW3005A)**			
Copper	0.485		0.00126	0.0200	mg/L	251418	10
Zinc	3.90		0.00580	0.100	mg/L	251418	10
ION SCAN SW9056A							
Nitrate	0.36		0.055	0.25	mg/L	R356751	1
Sulfate	890		2.3	20	mg/L	R356751	20
Dissolved Metals by ICP/MS SW6020B				**(SW3005A)**			
Copper	0.561		0.00126	0.0200	mg/L	251313	10
Zinc	4.24		0.00580	0.100	mg/L	251313	10
CHLORINATED PESTICIDES, TCL SW8081B				**(SW3510C)**			
delta-BHC	0.0094		0.0014	0.0050	mg/L	251232	100
Client Sample ID: OW-1				**Lab ID:** 1711843-004			
Collection Date: 11/8/2017 12:15:00 PM				**Matrix:** Groundwater			
Volatile Organic Compounds by GC/MS SW8260B				**(SW5030B)**			
Chlorobenzene	0.072		0.00042	0.0050	mg/L	251447	1
Total Metals by ICP/MS SW6020B				**(SW3005A)**			
Arsenic	0.139		0.00156	0.0500	mg/L	251418	10
Copper	0.170		0.000126	0.00200	mg/L	251418	1
Zinc	4.62		0.00580	0.100	mg/L	251418	10
ION SCAN SW9056A							
Sulfate	370		1.2	10	mg/L	R356751	10
Dissolved Metals by ICP/MS SW6020B				**(SW3005A)**			
Arsenic	0.0416		0.00156	0.00500	mg/L	251313	10

Analytical Environmental Services, Inc

Date: 16-Nov-17

SUMMARY OF ANALYTES DETECTED

Analyses	Result	Qual	MDL	Reporting Limit	Units	BatchID	Dilution Factor
Client Sample ID: OW-1				**Lab ID:** 1711843-004			
Collection Date: 11/8/2017 12:15:00 PM				**Matrix:** Groundwater			
Dissolved Metals by ICP/MS SW6020B				**(SW3005A)**			
Copper	0.0760		0.00126	0.0200	mg/L	251313	10
Zinc	4.80		0.00580	0.100	mg/L	251313	10
CHLORINATED PESTICIDES, TCL SW8081B				**(SW3510C)**			
4,4´-DDD	0.00018		0.000016	0.00010	mg/L	251232	1
alpha-BHC	0.016		0.0018	0.0050	mg/L	251232	100
delta-BHC	0.019		0.0014	0.0050	mg/L	251232	100
gamma-BHC	0.0056		0.0017	0.0050	mg/L	251232	100
Client Sample ID: OW-2				**Lab ID:** 1711843-005			
Collection Date: 11/8/2017 3:05:00 PM				**Matrix:** Groundwater			
Volatile Organic Compounds by GC/MS SW8260B				**(SW5030B)**			
1,2,4-Trichlorobenzene	0.0072		0.00039	0.0050	mg/L	251447	1
Chlorobenzene	0.23		0.0042	0.050	mg/L	251447	10
Total Metals by ICP/MS SW6020B				**(SW3005A)**			
Arsenic	0.0641		0.00156	0.0500	mg/L	251418	10
Copper	0.0290		0.00126	0.0200	mg/L	251418	10
Zinc	2.63		0.00580	0.100	mg/L	251418	10
ION SCAN SW9056A							
Sulfate	480		2.3	20	mg/L	R356751	20
Dissolved Metals by ICP/MS SW6020B				**(SW3005A)**			
Arsenic	0.0373		0.00156	0.00500	mg/L	251313	10
Copper	0.0592		0.00126	0.0200	mg/L	251313	10
Zinc	2.93		0.00580	0.100	mg/L	251313	10
CHLORINATED PESTICIDES, TCL SW8081B				**(SW3510C)**			
alpha-BHC	0.036		0.0018	0.0050	mg/L	251232	100
beta-BHC	0.0068		0.0015	0.0050	mg/L	251232	100
delta-BHC	0.13		0.0014	0.0050	mg/L	251232	100
gamma-BHC	0.047		0.0017	0.0050	mg/L	251232	100

Qualifiers:

- * Value exceeds maximum contaminant level
- BRL Below reporting limit
- H Holding times for preparation or analysis exceeded
- N Analyte not NELAC certified
- B Analyte detected in the associated method blank
- > Greater than Result value
- E Estimated (value above quantitation range)
- S Spike Recovery outside limits due to matrix
- Narr See case narrative
- NC Not confirmed
- < Less than Result value
- J Estimated value detected below Reporting Limit

Clear Save as

AES | Analytical Environmental Services, Inc.

SAMPLE/COOLER RECEIPT CHECKLIST

1. Client Name: **AMEC Foster Wheeler** AES Work Order Number: **1710T90**

2. Carrier: FedEx ☐ UPS ☐ USPS ☐ Client ☐ Courier ■ Other _____

		Yes	No	N/A	Details	Comments
3.	Shipping container/cooler received in good condition?	○	○	○	damaged ☐ leaking ☐ other ☐	
4.	Custody seals present on shipping container?	○	○	○		
5.	Custody seals intact on shipping container?	○	○	○		
6.	Temperature blanks present?	○	○	○		
7.	Cooler temperature(s) within limits of 0-6°C? [See item 13 and 14 for temperature recordings.]	○	○	○	Cooling initiated for recently collected samples / ice present ☐	
8.	Chain of Custody (COC) present?	○	○	○		
9.	Chain of Custody signed, dated, and timed when relinquished and received?	○	○	○		
10.	Sampler name and/or signature on COC?	○	○	○		
11.	Were all samples received within holding time?	○	○	○		
12.	TAT marked on the COC?	○	○	○	If no TAT indicated, proceeded with standard TAT per Terms & Conditions. ☐	

13. Cooler 1 Temperature 3.3 °C Cooler 2 Temperature 3.8 °C Cooler 3 Temperature _____ °C Cooler 4 Temperature _____ °C

14. Cooler 5 Temperature _____ °C Cooler 6 Temperature _____ °C Cooler 7 Temperature _____ °C Cooler 8 Temperature _____ °C

15. Comments: _____

I certify that I have completed sections 1-15 (dated initials). MJ 10/31/17

		Yes	No	N/A	Details	Comments
16.	Were sample containers intact upon receipt?	○	○	○		
17.	Custody seals present on sample containers?	○	○	○		
18.	Custody seals intact on sample containers?	○	○	○		
19.	Do sample container labels match the COC?	○	○	○	incomplete info ☐ illegible ☐ no label ☐ other ☐	
20.	Are analyses requested indicated on the COC?	○	○	○		
21.	Were all of the samples listed on the COC received?	○	○	○	samples received but not listed on COC ☐ samples listed on COC not received ☐	
22.	Was the sample collection date/time noted?	○	○	○		
23.	Did we receive sufficient sample volume for indicated analyses?	○	○	○		
24.	Were samples received in appropriate containers?	○	○	○		
25.	Were VOA samples received without headspace (< 1/4" bubble)?	○	○	○		
26.	Were trip blanks submitted?	○	○	○	listed on COC ■ not listed on COC ☐	

27. Comments: _____

I certify that I have completed sections 16-27 (dated initials). MJ 10/31/17

This section only applies to samples where pH can be checked at Sample Receipt.

		Yes	No	N/A	Details	Comments
28.	Have containers needing chemical preservation been checked? *	○	○	○		
29.	Containers meet preservation guidelines?	○	○	○		
30.	Was pH adjusted at Sample Receipt?	○	○	○		

* Note: Certain analyses require chemical preservation but must be checked in the laboratory and not upon Sample Receipt such as Coliforms, VOCs and Oil & Grease/TPH.

I certify that I have completed sections 28-30 (dated initials). MJ 10/31/17

Checklist 6.9.17 Rev 2

Locked

Client: AMEC Foster Wheeler
Project Name: BFEL Atlanta
Workorder: 1711843

ANALYTICAL QC SUMMARY REPORT

BatchID: 251232

Sample ID: **MB-251232**	Client ID:				Units: **mg/L**		Prep Date: **11/09/2017**		Run No: **356841**	
SampleType: **MBLK**	TestCode: **CHLORINATED PESTICIDES, TCL SW8081B**				BatchID: **251232**		Analysis Date: **11/13/2017**		Seq No: **7861962**	
Analyte	Result	RPT Limit	SPK value	SPK Ref Val	%REC	Low Limit	High Limit	RPD Ref Val	%RPD	RPD Limit	Qual
4,4´-DDD	BRL	0.00010									
4,4´-DDE	BRL	0.00010									
4,4´-DDT	BRL	0.00010									
alpha-BHC	BRL	0.000050									
alpha-Chlordane	BRL	0.000050									
beta-BHC	BRL	0.000050									
delta-BHC	BRL	0.000050									
Dieldrin	BRL	0.00010									
gamma-BHC	BRL	0.000050									
gamma-Chlordane	BRL	0.000050									
Heptachlor	BRL	0.000050									
Methoxychlor	BRL	0.00050									
Toxaphene	BRL	0.0050									
Surr: Decachlorobiphenyl	0.000332	0	0.0005		66.4	15.4	120				
Surr: Tetrachloro-m-xylene	0.000412	0	0.0005		82.4	37	126				

Sample ID: **LCS-251232**	Client ID:				Units: **mg/L**		Prep Date: **11/09/2017**		Run No: **356841**	
SampleType: **LCS**	TestCode: **CHLORINATED PESTICIDES, TCL SW8081B**				BatchID: **251232**		Analysis Date: **11/13/2017**		Seq No: **7861965**	
Analyte	Result	RPT Limit	SPK value	SPK Ref Val	%REC	Low Limit	High Limit	RPD Ref Val	%RPD	RPD Limit	Qual
4,4´-DDT	0.001210	0.00010	0.0010		121	61.9	135				
Dieldrin	0.001154	0.00010	0.0010		115	70.3	126				
gamma-BHC	0.001045	0.000050	0.0010		105	70.9	129				
Heptachlor	0.001159	0.000050	0.0010		116	63.5	128				
Surr: Decachlorobiphenyl	0.000334	0	0.0005		66.8	15.4	120				
Surr: Tetrachloro-m-xylene	0.000427	0	0.0005		85.4	37	126				

Qualifiers:

>	Greater than Result value	<	Less than Result value	B	Analyte detected in the associated method blank
BRL	Below reporting limit	E	Estimated (value above quantitation range)	H	Holding times for preparation or analysis exceeded
J	Estimated value detected below Reporting Limit	N	Analyte not NELAC certified	R	RPD outside limits due to matrix
Rpt Lim	Reporting Limit	S	Spike Recovery outside limits due to matrix		

Client: AMEC Foster Wheeler
Project Name: BFEL Atlanta
Workorder: 1711843

ANALYTICAL QC SUMMARY REPORT

BatchID: 251232

Sample ID: **1711636-003DMS**	Client ID:		Units: **mg/L**	Prep Date: **11/09/2017**	Run No: **356841**
SampleType: **MS**	TestCode: **CHLORINATED PESTICIDES, TCL SW8081B**		BatchID: **251232**	Analysis Date: **11/13/2017**	Seq No: **7864525**

Analyte	Result	RPT Limit	SPK value	SPK Ref Val	%REC	Low Limit	High Limit	RPD Ref Val	%RPD	RPD Limit	Qual
4,4´-DDT	0.001073	0.00010	0.0010		107	43.2	136				
Dieldrin	0.000994	0.00010	0.0010		99.4	44	139				
gamma-BHC	0.001002	0.000050	0.0010	0.0001136	88.8	53.8	141				
Heptachlor	0.001168	0.000050	0.0010		117	34.3	144				
Surr: Decachlorobiphenyl	0.000338	0	0.0005		67.5	15.4	120				
Surr: Tetrachloro-m-xylene	0.000372	0	0.0005		74.4	37	126				

Sample ID: **1711636-003DMSD**	Client ID:		Units: **mg/L**	Prep Date: **11/09/2017**	Run No: **356841**
SampleType: **MSD**	TestCode: **CHLORINATED PESTICIDES, TCL SW8081B**		BatchID: **251232**	Analysis Date: **11/13/2017**	Seq No: **7864526**

Analyte	Result	RPT Limit	SPK value	SPK Ref Val	%REC	Low Limit	High Limit	RPD Ref Val	%RPD	RPD Limit	Qual
4,4´-DDT	0.001105	0.00010	0.0010		110	43.2	136	0.001073	2.96	21.1	
Dieldrin	0.001026	0.00010	0.0010		103	44	139	0.0009939	3.20	20	
gamma-BHC	0.001032	0.000050	0.0010	0.0001136	91.8	53.8	141	0.001002	2.96	20	
Heptachlor	0.001218	0.000050	0.0010		122	34.3	144	0.001168	4.19	24.4	
Surr: Decachlorobiphenyl	0.000327	0	0.0005		65.3	15.4	120	0.0003376	0	0	
Surr: Tetrachloro-m-xylene	0.000371	0	0.0005		74.2	37	126	0.0003720	0	0	

Qualifiers:

>	Greater than Result value	<	Less than Result value	B	Analyte detected in the associated method blank
BRL	Below reporting limit	E	Estimated (value above quantitation range)	H	Holding times for preparation or analysis exceeded
J	Estimated value detected below Reporting Limit	N	Analyte not NELAC certified	R	RPD outside limits due to matrix
Rpt Lim	Reporting Limit	S	Spike Recovery outside limits due to matrix		

Client: AMEC Foster Wheeler
Project Name: BFEL Atlanta
Workorder: 1711843

ANALYTICAL QC SUMMARY REPORT

BatchID: 251313

Sample ID: **MB-251313**	Client ID:			Units: **mg/L**	Prep Date: **11/13/2017**	Run No: **356829**
SampleType: **MBLK**	TestCode: **Dissolved Metals by ICP/MS SW6020B**			BatchID: **251313**	Analysis Date: **11/13/2017**	Seq No: **7864137**

Analyte	Result	RPT Limit	SPK value	SPK Ref Val	%REC	Low Limit	High Limit	RPD Ref Val	%RPD	RPD Limit	Qual
Arsenic	BRL	0.00500									
Copper	BRL	0.00200									
Lead	BRL	0.00100									
Zinc	BRL	0.0100									

Sample ID: **LCS-251313**	Client ID:			Units: **mg/L**	Prep Date: **11/13/2017**	Run No: **356829**
SampleType: **LCS**	TestCode: **Dissolved Metals by ICP/MS SW6020B**			BatchID: **251313**	Analysis Date: **11/13/2017**	Seq No: **7864138**

Analyte	Result	RPT Limit	SPK value	SPK Ref Val	%REC	Low Limit	High Limit	RPD Ref Val	%RPD	RPD Limit	Qual
Arsenic	0.1010	0.00500	0.1000	0.0005464	100	80	120				
Copper	0.09698	0.00200	0.1000	0.0006535	96.3	80	120				
Lead	0.08398	0.00100	0.1000		84.0	80	120				
Zinc	0.1028	0.0100	0.1000	0.001355	101	80	120				

Sample ID: **1711636-006CMS**	Client ID:			Units: **mg/L**	Prep Date: **11/13/2017**	Run No: **356829**
SampleType: **MS**	TestCode: **Dissolved Metals by ICP/MS SW6020B**			BatchID: **251313**	Analysis Date: **11/13/2017**	Seq No: **7864140**

Analyte	Result	RPT Limit	SPK value	SPK Ref Val	%REC	Low Limit	High Limit	RPD Ref Val	%RPD	RPD Limit	Qual
Arsenic	0.04974	0.00500	0.1000		49.7	75	125				S
Lead	0.07754	0.00100	0.1000	0.0002757	77.3	75	125				

Sample ID: **1711636-006CMS**	Client ID:			Units: **mg/L**	Prep Date: **11/13/2017**	Run No: **356829**
SampleType: **MS**	TestCode: **Dissolved Metals by ICP/MS SW6020B**			BatchID: **251313**	Analysis Date: **11/14/2017**	Seq No: **7864185**

Analyte	Result	RPT Limit	SPK value	SPK Ref Val	%REC	Low Limit	High Limit	RPD Ref Val	%RPD	RPD Limit	Qual
Copper	8.280	0.0200	0.1000	8.622	-341	75	125				S
Zinc	10.79	0.100	0.1000	11.27	-478	75	125				S

Qualifiers:

>	Greater than Result value	<	Less than Result value	B	Analyte detected in the associated method blank
BRL	Below reporting limit	E	Estimated (value above quantitation range)	H	Holding times for preparation or analysis exceeded
J	Estimated value detected below Reporting Limit	N	Analyte not NELAC certified	R	RPD outside limits due to matrix
Rpt Lim	Reporting Limit	S	Spike Recovery outside limits due to matrix		

Client: AMEC Foster Wheeler
Project Name: BFEL Atlanta
Workorder: 1711843

ANALYTICAL QC SUMMARY REPORT

BatchID: 251313

Sample ID: **1711636-006CMSD**	Client ID:				Units: **mg/L**		Prep Date: **11/13/2017**		Run No: **356829**	
SampleType: **MSD**	TestCode: **Dissolved Metals by ICP/MS SW6020B**				BatchID: **251313**		Analysis Date: **11/13/2017**		Seq No: **7864141**	
Analyte	Result	RPT Limit	SPK value	SPK Ref Val	%REC	Low Limit	High Limit	RPD Ref Val	%RPD	RPD Limit	Qual
Arsenic	0.04956	0.00500	0.1000		49.6	75	125	0.04974	0.368	20	S
Lead	0.07557	0.00100	0.1000	0.0002757	75.3	75	125	0.07754	2.57	20	

Sample ID: **1711636-006CMSD**	Client ID:				Units: **mg/L**		Prep Date: **11/13/2017**		Run No: **356829**	
SampleType: **MSD**	TestCode: **Dissolved Metals by ICP/MS SW6020B**				BatchID: **251313**		Analysis Date: **11/14/2017**		Seq No: **7864186**	
Analyte	Result	RPT Limit	SPK value	SPK Ref Val	%REC	Low Limit	High Limit	RPD Ref Val	%RPD	RPD Limit	Qual
Copper	8.612	0.0200	0.1000	8.622	-9.28	75	125	8.280	3.93	20	S
Zinc	11.27	0.100	0.1000	11.27	-0.897	75	125	10.79	4.33	20	S

Qualifiers:

>	Greater than Result value	<	Less than Result value	B	Analyte detected in the associated method blank
BRL	Below reporting limit	E	Estimated (value above quantitation range)	H	Holding times for preparation or analysis exceeded
J	Estimated value detected below Reporting Limit	N	Analyte not NELAC certified	R	RPD outside limits due to matrix
Rpt Lim	Reporting Limit	S	Spike Recovery outside limits due to matrix		

Client: AMEC Foster Wheeler
Project Name: BFEL Atlanta
Workorder: 1711843

ANALYTICAL QC SUMMARY REPORT

BatchID: 251418

Sample ID: **MB-251418**	Client ID:			Units: **mg/L**	Prep Date: **11/13/2017**	Run No: **356952**
SampleType: **MBLK**	TestCode: **Total Metals by ICP/MS** **SW6020B**			BatchID: **251418**	Analysis Date: **11/14/2017**	Seq No: **7865305**

Analyte	Result	RPT Limit	SPK value	SPK Ref Val	%REC	Low Limit	High Limit	RPD Ref Val	%RPD	RPD Limit	Qual
Arsenic	BRL	0.00500									
Copper	BRL	0.00200									
Lead	BRL	0.00100									
Zinc	BRL	0.0100									

Sample ID: **LCS-251418**	Client ID:			Units: **mg/L**	Prep Date: **11/13/2017**	Run No: **356952**
SampleType: **LCS**	TestCode: **Total Metals by ICP/MS** **SW6020B**			BatchID: **251418**	Analysis Date: **11/14/2017**	Seq No: **7865306**

Analyte	Result	RPT Limit	SPK value	SPK Ref Val	%REC	Low Limit	High Limit	RPD Ref Val	%RPD	RPD Limit	Qual
Arsenic	0.1031	0.00500	0.1000	0.0002555	103	80	120				
Copper	0.1002	0.00200	0.1000	0.0004658	99.7	80	120				
Lead	0.08941	0.00100	0.1000		89.4	80	120				
Zinc	0.09648	0.0100	0.1000		96.5	80	120				

Sample ID: **1711843-002BMS**	Client ID: **MW-111**			Units: **mg/L**	Prep Date: **11/13/2017**	Run No: **356952**
SampleType: **MS**	TestCode: **Total Metals by ICP/MS** **SW6020B**			BatchID: **251418**	Analysis Date: **11/14/2017**	Seq No: **7865308**

Analyte	Result	RPT Limit	SPK value	SPK Ref Val	%REC	Low Limit	High Limit	RPD Ref Val	%RPD	RPD Limit	Qual
Arsenic	0.09218	0.00500	0.1000	0.001299	90.9	75	125				
Copper	0.1119	0.00200	0.1000	0.02477	87.2	75	125				
Lead	0.09478	0.00100	0.1000	0.0006743	94.1	75	125				
Zinc	6.969	0.0100	0.1000	6.459	510	75	125				S

Sample ID: **1711843-002BMS**	Client ID: **MW-111**			Units: **mg/L**	Prep Date: **11/13/2017**	Run No: **356952**
SampleType: **MS**	TestCode: **Total Metals by ICP/MS** **SW6020B**			BatchID: **251418**	Analysis Date: **11/15/2017**	Seq No: **7865775**

Analyte	Result	RPT Limit	SPK value	SPK Ref Val	%REC	Low Limit	High Limit	RPD Ref Val	%RPD	RPD Limit	Qual
Zinc	6.519	0.100	0.1000	8.384	-1870	75	125				S

Qualifiers:

>	Greater than Result value	<	Less than Result value	B	Analyte detected in the associated method blank
BRL	Below reporting limit	E	Estimated (value above quantitation range)	H	Holding times for preparation or analysis exceeded
J	Estimated value detected below Reporting Limit	N	Analyte not NELAC certified	R	RPD outside limits due to matrix
Rpt Lim	Reporting Limit	S	Spike Recovery outside limits due to matrix		

Client: AMEC Foster Wheeler
Project Name: BFEL Atlanta
Workorder: 1711843

ANALYTICAL QC SUMMARY REPORT

BatchID: 251418

Sample ID: **1711843-002BMSD**	Client ID: **MW-111**				Units: **mg/L**		Prep Date: **11/13/2017**		Run No: **356952**	
SampleType: **MSD**	TestCode: **Total Metals by ICP/MS SW6020B**				BatchID: **251418**		Analysis Date: **11/14/2017**		Seq No: **7865309**	
Analyte	Result	RPT Limit	SPK value	SPK Ref Val	%REC	Low Limit	High Limit	RPD Ref Val	%RPD	RPD Limit	Qual
Arsenic	0.08826	0.00500	0.1000	0.001299	87.0	75	125	0.09218	4.34	20	
Copper	0.1054	0.00200	0.1000	0.02477	80.7	75	125	0.1119	5.97	20	
Lead	0.08908	0.00100	0.1000	0.0006743	88.4	75	125	0.09478	6.21	20	
Zinc	6.240	0.0100	0.1000	6.459	-219	75	125	6.969	11.0	20	S

Sample ID: **1711843-002BMSD**	Client ID: **MW-111**				Units: **mg/L**		Prep Date: **11/13/2017**		Run No: **356952**	
SampleType: **MSD**	TestCode: **Total Metals by ICP/MS SW6020B**				BatchID: **251418**		Analysis Date: **11/15/2017**		Seq No: **7865776**	
Analyte	Result	RPT Limit	SPK value	SPK Ref Val	%REC	Low Limit	High Limit	RPD Ref Val	%RPD	RPD Limit	Qual
Zinc	6.320	0.100	0.1000	8.384	-2060	75	125	6.519	3.10	20	S

Qualifiers:

>	Greater than Result value	<	Less than Result value	B	Analyte detected in the associated method blank
BRL	Below reporting limit	E	Estimated (value above quantitation range)	H	Holding times for preparation or analysis exceeded
J	Estimated value detected below Reporting Limit	N	Analyte not NELAC certified	R	RPD outside limits due to matrix
Rpt Lim	Reporting Limit	S	Spike Recovery outside limits due to matrix		

Client: AMEC Foster Wheeler
Project Name: BFEL Atlanta
Workorder: 1711843

ANALYTICAL QC SUMMARY REPORT

BatchID: 251447

Sample ID: **MB-251447** Client ID: Units: **mg/L** Prep Date: **11/13/2017** Run No: **356719**
SampleType: **MBLK** TestCode: **Volatile Organic Compounds by GC/MS SW8260B** BatchID: **251447** Analysis Date: **11/13/2017** Seq No: **7858665**

Analyte	Result	RPT Limit	SPK value	SPK Ref Val	%REC	Low Limit	High Limit	RPD Ref Val	%RPD	RPD Limit	Qual
1,1,1-Trichloroethane	BRL	0.0050									
1,1,2,2-Tetrachloroethane	BRL	0.0050									
1,1,2-Trichloroethane	BRL	0.0050									
1,1-Dichloroethane	BRL	0.0050									
1,1-Dichloroethene	BRL	0.0050									
1,1-Dichloropropene	BRL	0.0050									
1,2,4-Trichlorobenzene	BRL	0.0050									
1,2-Dichloroethane	BRL	0.0050									
1,2-Dichloropropane	BRL	0.0050									
1,4-Dioxane	BRL	0.15									
2-Butanone	BRL	0.050									
4-Methyl-2-pentanone	BRL	0.010									
Acetone	BRL	0.050									
Benzene	BRL	0.0050									
Carbon disulfide	BRL	0.0050									
Carbon tetrachloride	BRL	0.0050									
Chlorobenzene	BRL	0.0050									
Chloroethane	BRL	0.010									
Chloroform	BRL	0.0050									
Chloromethane	BRL	0.010									
cis-1,2-Dichloroethene	BRL	0.0050									
Cyclohexane	BRL	0.0050									
Ethylbenzene	BRL	0.0050									
Isobutyl Alcohol	BRL	0.20									
Isopropylbenzene	BRL	0.0050									
Methylene chloride	BRL	0.0050									
Naphthalene	BRL	0.0050									

Qualifiers:

>	Greater than Result value	<	Less than Result value	B	Analyte detected in the associated method blank
BRL	Below reporting limit	E	Estimated (value above quantitation range)	H	Holding times for preparation or analysis exceeded
J	Estimated value detected below Reporting Limit	N	Analyte not NELAC certified	R	RPD outside limits due to matrix
Rpt Lim	Reporting Limit	S	Spike Recovery outside limits due to matrix		

Client: AMEC Foster Wheeler
Project Name: BFEL Atlanta
Workorder: 1711843

ANALYTICAL QC SUMMARY REPORT

BatchID: 251447

Sample ID: **MB-251447** Client ID: Units: **mg/L** Prep Date: **11/13/2017** Run No: **356719**
SampleType: **MBLK** TestCode: **Volatile Organic Compounds by GC/MS SW8260B** BatchID: **251447** Analysis Date: **11/13/2017** Seq No: **7858665**

Analyte	Result	RPT Limit	SPK value	SPK Ref Val	%REC	Low Limit	High Limit	RPD Ref Val	%RPD	RPD Limit	Qual
Styrene	BRL	0.0050									
Tetrachloroethene	BRL	0.0050									
Tetrahydrofuran	BRL	0.010									
Toluene	BRL	0.0050									
trans-1,2-Dichloroethene	BRL	0.0050									
Trichloroethene	BRL	0.0050									
Trichlorofluoromethane	BRL	0.0050									
Vinyl chloride	BRL	0.0020									
Xylenes, Total	BRL	0.0050									
Surr: 4-Bromofluorobenzene	0.04196	0	0.0500		83.9	68	127				
Surr: Dibromofluoromethane	0.04751	0	0.0500		95.0	84.4	122				
Surr: Toluene-d8	0.04615	0	0.0500		92.3	80.1	116				

Sample ID: **MB-251447** Client ID: Units: **mg/L** Prep Date: **11/13/2017** Run No: **356719**
SampleType: **MBLK** TestCode: **Volatile Organic Compounds by GC/MS SW8260B** BatchID: **251447** Analysis Date: **11/13/2017** Seq No: **7860146**

Analyte	Result	RPT Limit	SPK value	SPK Ref Val	%REC	Low Limit	High Limit	RPD Ref Val	%RPD	RPD Limit	Qual
Surr: 4-Bromofluorobenzene	0.04511	0	0.0500		90.2	68	127				
Surr: Dibromofluoromethane	0.04736	0	0.0500		94.7	84.4	122				
Surr: Toluene-d8	0.05208	0	0.0500		104	80.1	116				

Sample ID: **LCS-251447** Client ID: Units: **mg/L** Prep Date: **11/13/2017** Run No: **356719**
SampleType: **LCS** TestCode: **Volatile Organic Compounds by GC/MS SW8260B** BatchID: **251447** Analysis Date: **11/13/2017** Seq No: **7858666**

Analyte	Result	RPT Limit	SPK value	SPK Ref Val	%REC	Low Limit	High Limit	RPD Ref Val	%RPD	RPD Limit	Qual
1,1-Dichloroethene	0.05296	0.0050	0.0500		106	69	136				
Benzene	0.05599	0.0050	0.0500		112	73.7	126				
Chlorobenzene	0.05490	0.0050	0.0500		110	73.5	124				

Qualifiers:

>	Greater than Result value	<	Less than Result value	B	Analyte detected in the associated method blank
BRL	Below reporting limit	E	Estimated (value above quantitation range)	H	Holding times for preparation or analysis exceeded
J	Estimated value detected below Reporting Limit	N	Analyte not NELAC certified	R	RPD outside limits due to matrix
Rpt Lim	Reporting Limit	S	Spike Recovery outside limits due to matrix		

Client: AMEC Foster Wheeler
Project Name: BFEL Atlanta
Workorder: 1711843

ANALYTICAL QC SUMMARY REPORT

BatchID: 251447

Sample ID: **LCS-251447**	Client ID:		Units: **mg/L**	Prep Date: **11/13/2017**	Run No: **356719**
SampleType: **LCS**	TestCode: **Volatile Organic Compounds by GC/MS SW8260B**		BatchID: **251447**	Analysis Date: **11/13/2017**	Seq No: **7858666**

Analyte	Result	RPT Limit	SPK value	SPK Ref Val	%REC	Low Limit	High Limit	RPD Ref Val	%RPD	RPD Limit	Qual
Toluene	0.05824	0.0050	0.0500		116	76.8	125				
Trichloroethene	0.05988	0.0050	0.0500		120	70.9	124				
Surr: 4-Bromofluorobenzene	0.04330	0	0.0500		86.6	68	127				
Surr: Dibromofluoromethane	0.04665	0	0.0500		93.3	84.4	122				
Surr: Toluene-d8	0.04624	0	0.0500		92.5	80.1	116				

Sample ID: **1711636-002AMS**	Client ID:		Units: **mg/L**	Prep Date: **11/13/2017**	Run No: **356719**
SampleType: **MS**	TestCode: **Volatile Organic Compounds by GC/MS SW8260B**		BatchID: **251447**	Analysis Date: **11/13/2017**	Seq No: **7860017**

Analyte	Result	RPT Limit	SPK value	SPK Ref Val	%REC	Low Limit	High Limit	RPD Ref Val	%RPD	RPD Limit	Qual
1,1-Dichloroethene	0.06011	0.0050	0.0500		120	65.7	143				
Benzene	0.05657	0.0050	0.0500		113	66.1	137				
Chlorobenzene	0.05616	0.0050	0.0500		112	70.9	132				
Toluene	0.05878	0.0050	0.0500		118	63.8	141				
Trichloroethene	0.06342	0.0050	0.0500	0.005390	116	70.6	128				
Surr: 4-Bromofluorobenzene	0.04161	0	0.0500		83.2	68	127				
Surr: Dibromofluoromethane	0.05040	0	0.0500		101	84.4	122				
Surr: Toluene-d8	0.04653	0	0.0500		93.1	80.1	116				

Sample ID: **1711636-002AMSD**	Client ID:		Units: **mg/L**	Prep Date: **11/13/2017**	Run No: **356719**
SampleType: **MSD**	TestCode: **Volatile Organic Compounds by GC/MS SW8260B**		BatchID: **251447**	Analysis Date: **11/13/2017**	Seq No: **7860018**

Analyte	Result	RPT Limit	SPK value	SPK Ref Val	%REC	Low Limit	High Limit	RPD Ref Val	%RPD	RPD Limit	Qual
1,1-Dichloroethene	0.05876	0.0050	0.0500		118	65.7	143	0.06011	2.27	17.7	
Benzene	0.05489	0.0050	0.0500		110	66.1	137	0.05657	3.01	20	
Chlorobenzene	0.05449	0.0050	0.0500		109	70.9	132	0.05616	3.02	20	
Toluene	0.05753	0.0050	0.0500		115	63.8	141	0.05878	2.15	20	
Trichloroethene	0.06379	0.0050	0.0500	0.005390	117	70.6	128	0.06342	0.582	20	

Qualifiers:

>	Greater than Result value	<	Less than Result value	B	Analyte detected in the associated method blank
BRL	Below reporting limit	E	Estimated (value above quantitation range)	H	Holding times for preparation or analysis exceeded
J	Estimated value detected below Reporting Limit	N	Analyte not NELAC certified	R	RPD outside limits due to matrix
Rpt Lim	Reporting Limit	S	Spike Recovery outside limits due to matrix		

Client: AMEC Foster Wheeler
Project Name: BFEL Atlanta
Workorder: 1711843

ANALYTICAL QC SUMMARY REPORT

BatchID: 251447

Sample ID: **1711636-002AMSD** Client ID:
SampleType: **MSD** TestCode: **Volatile Organic Compounds by GC/MS SW8260B**
Units: **mg/L** Prep Date: **11/13/2017** Run No: **356719**
BatchID: **251447** Analysis Date: **11/13/2017** Seq No: **7860018**

Analyte	Result	RPT Limit	SPK value	SPK Ref Val	%REC	Low Limit	High Limit	RPD Ref Val	%RPD	RPD Limit	Qual
Surr: 4-Bromofluorobenzene	0.04236	0	0.0500		84.7	68	127	0.04161	0	0	
Surr: Dibromofluoromethane	0.05142	0	0.0500		103	84.4	122	0.05040	0	0	
Surr: Toluene-d8	0.04711	0	0.0500		94.2	80.1	116	0.04653	0	0	

Qualifiers:

>	Greater than Result value	<	Less than Result value	B	Analyte detected in the associated method blank
BRL	Below reporting limit	E	Estimated (value above quantitation range)	H	Holding times for preparation or analysis exceeded
J	Estimated value detected below Reporting Limit	N	Analyte not NELAC certified	R	RPD outside limits due to matrix
Rpt Lim	Reporting Limit	S	Spike Recovery outside limits due to matrix		

Client: AMEC Foster Wheeler
Project Name: BFEL Atlanta
Workorder: 1711843

ANALYTICAL QC SUMMARY REPORT

BatchID: R356751

Sample ID: **MB-R356751**	Client ID:				Units: **mg/L**		Prep Date:		Run No: **356751**
SampleType: **MBLK**	TestCode: **ION SCAN SW9056A**				BatchID: **R356751**		Analysis Date: **11/09/2017**		Seq No: **7859798**
Analyte	Result	RPT Limit	SPK value	SPK Ref Val	%REC	Low Limit	High Limit	RPD Ref Val	%RPD	RPD Limit	Qual
Nitrate	BRL	0.25									
Sulfate	BRL	1.0									

Sample ID: **LCS-R356751**	Client ID:				Units: **mg/L**		Prep Date:		Run No: **356751**
SampleType: **LCS**	TestCode: **ION SCAN SW9056A**				BatchID: **R356751**		Analysis Date: **11/09/2017**		Seq No: **7859799**
Analyte	Result	RPT Limit	SPK value	SPK Ref Val	%REC	Low Limit	High Limit	RPD Ref Val	%RPD	RPD Limit	Qual
Nitrate	4.861	0.25	5.000		97.2	90	110				
Sulfate	23.13	1.0	25.00	0.2459	91.5	90	110				

Sample ID: **1711871-001AMS**	Client ID:				Units: **mg/L**		Prep Date:		Run No: **356751**
SampleType: **MS**	TestCode: **ION SCAN SW9056A**				BatchID: **R356751**		Analysis Date: **11/09/2017**		Seq No: **7859807**
Analyte	Result	RPT Limit	SPK value	SPK Ref Val	%REC	Low Limit	High Limit	RPD Ref Val	%RPD	RPD Limit	Qual
Nitrate	88.20	2.5	50.00	40.61	95.2	90	110				
Sulfate	249.6	10	250.0	21.96	91.0	90	110				

Sample ID: **1711902-002BMS**	Client ID:				Units: **mg/L**		Prep Date:		Run No: **356751**
SampleType: **MS**	TestCode: **ION SCAN SW9056A**				BatchID: **R356751**		Analysis Date: **11/09/2017**		Seq No: **7859817**
Analyte	Result	RPT Limit	SPK value	SPK Ref Val	%REC	Low Limit	High Limit	RPD Ref Val	%RPD	RPD Limit	Qual
Nitrate	62.11	2.5	50.00	12.19	99.8	90	110				
Sulfate	268.8	10	250.0	34.33	93.8	90	110				

Sample ID: **1711871-001AMSD**	Client ID:				Units: **mg/L**		Prep Date:		Run No: **356751**
SampleType: **MSD**	TestCode: **ION SCAN SW9056A**				BatchID: **R356751**		Analysis Date: **11/09/2017**		Seq No: **7859808**
Analyte	Result	RPT Limit	SPK value	SPK Ref Val	%REC	Low Limit	High Limit	RPD Ref Val	%RPD	RPD Limit	Qual
Nitrate	88.68	2.5	50.00	40.61	96.1	90	110	88.20	0.542	20	

Qualifiers:

>	Greater than Result value	<	Less than Result value	B	Analyte detected in the associated method blank
BRL	Below reporting limit	E	Estimated (value above quantitation range)	H	Holding times for preparation or analysis exceeded
J	Estimated value detected below Reporting Limit	N	Analyte not NELAC certified	R	RPD outside limits due to matrix
Rpt Lim	Reporting Limit	S	Spike Recovery outside limits due to matrix		

Client: AMEC Foster Wheeler
Project Name: BFEL Atlanta
Workorder: 1711843

ANALYTICAL QC SUMMARY REPORT

BatchID: R356751

Sample ID: **1711871-001AMSD** Client ID:
SampleType: **MSD** TestCode: **ION SCAN SW9056A**
Units: **mg/L** Prep Date: Run No: **356751**
BatchID: **R356751** Analysis Date: **11/09/2017** Seq No: **7859808**

Analyte	Result	RPT Limit	SPK value	SPK Ref Val	%REC	Low Limit	High Limit	RPD Ref Val	%RPD	RPD Limit	Qual
Sulfate	249.7	10	250.0	21.96	91.1	90	110	249.6	0.077	20	

Qualifiers:

>	Greater than Result value	<	Less than Result value	B	Analyte detected in the associated method blank
BRL	Below reporting limit	E	Estimated (value above quantitation range)	H	Holding times for preparation or analysis exceeded
J	Estimated value detected below Reporting Limit	N	Analyte not NELAC certified	R	RPD outside limits due to matrix
Rpt Lim	Reporting Limit	S	Spike Recovery outside limits due to matrix		

AES

ANALYTICAL ENVIRONMENTAL SERVICES, INC.

November 16, 2017

Rhonda Quinn
AMEC Foster Wheeler

1075 Big Shanty Rd NW
Kennesaw GA 30144

RE: BFEL Atlanta

Dear Rhonda Quinn: Order No: 1711992

Analytical Environmental Services, Inc. received 9 samples on 11/9/2017 3:00:00 PM for the analyses presented in following report.

No problems were encountered during the analyses. Additionally, all results for the associated Quality Control samples were within EPA and/or AES established limits. Any discrepancies associated with the analyses contained herein will be noted and submitted in the form of a project Case Narrative.
AES's accreditations are as follows:
-NELAP/State of Florida Laboratory ID E87582 for analysis of Non-Potable Water, Solid & Chemical Materials, Air & Emissions Volatile Organics, and Drinking Water Microbiology & Metals, effective 07/01/17-06/30/18.
State of Georgia, Department of Natural Resources ID #800 for analysis of Drinking Water Metals, effective 07/01/17-06/30/18 and Total Coliforms/ E. coli, effective 04/25/17-04/24/20.
-NELAP/Louisiana Agency Interest No. 100818 for or analysis of Non-Potable Water and Solid & Chemical Materials, effective 07/01/17-06/30/18.
-AIHA-LAP, LLC Laboratory ID: 100671 for Industrial Hygiene samples (Organics, Metals, PCM Asbestos, Gravimetric), Environmental Lead (Paint, Soil, Dust Wipes, Air), and Environmental Microbiology (Fungal) Direct Examination, effective until 11/01/19.
These results relate only to the items tested. This report may only be reproduced in full.

If you have any questions regarding these test results, please feel free to call.

Sincerely,

Ioana Pacurar

Ioana Pacurar

Project Manager

ANALYTICAL ENVIRONMENTAL SERVICES, INC.
3080 Presidential Drive Atlanta, GA 30340-3704
Phone: (770) 457-8177 / Toll-Free: (800) 972-4889 / Fax: (770) 457-8188

CHAIN OF CUSTODY

Work Order: 171992

Date: 11/9/17 Page 1 of 1

COMPANY: Wood.

ADDRESS: 1075 Big Shanty Rd, Ste 100 Kennesaw, GA 30144

PHONE: 770-421-3400

EMAIL:

SAMPLED BY: D Howard, E Guillen, M Andrews

SIGNATURE: Daniel Howard

ANALYSIS REQUESTED

#	SAMPLE ID	SAMPLED: DATE	SAMPLED: TIME	GRAB	COMPOSITE	MATRIX (see codes)	Dis Metals 6020	Pest 8081A	N, Nitrates, Sulfate 9056	REMARKS	Number of Containers
							PRESERVATION (see codes)				
							I	I	I		
1	SW-2010-17	11/9/17	1017	X		~~GW~~ SW	1	2	1		4
2	SW-2010-15		1030	X		SW	1	2	1		4
3	SW-2010-14		1045	X		SW	1	2	1		4
4	SW-2010-11		1140	X		SW	1	2	1		4
5	DUP-5		1200	X		SW	1	2	1		4
6	SW-2010-10		1150	X		SW	1	2	1		4
7	SW-2014-20		1215	X		SW	1	2	1		4
8	SW-2014-21		1230	X		SW	1	2	1		4
9	SW-2010-5		1245	X		SW	1	2	1		4
10	Temp Blank										
11											
12											
13											
14											

Visit our website www.aesatlanta.com for downloadable COCs and to log in to your AESAccess account.

RELINQUISHED BY:	DATE/TIME:	RECEIVED BY:	DATE/TIME:
1.	11-9-17 / 1500	1.	11/9/17 1500
2.		2.	
3.		3.	

SPECIAL INSTRUCTIONS/COMMENTS:
* Dissolved metals will be Filtered by Lab
Metals: As, Pb, Cu, Zn

SHIPMENT METHOD
OUT: / / VIA:
IN: / / VIA:
(client) FedEx UPS US mail courier Greyhound
other: _____

PROJECT INFORMATION
PROJECT NAME: BFEL Atlanta
PROJECT #: 6122080154
SITE ADDRESS: Marietta Rd Atlanta, GA
SEND REPORT TO: Rhonda Quinn
INVOICE TO:
(IF DIFFERENT FROM ABOVE)
QUOTE #: _____ PO#: _____

RECEIPT
Total # of Containers

Turnaround Time (TAT) Request
- [X] Standard 5 Business Days
- [ ] 2 Business Day Rush
- [ ] Next Business Day Rush
- [ ] Same-Day Rush (auth req.)
- [ ] Other _____

STATE PROGRAM (if any): _____
E-mail? [X] Fax? [ ]
DATA PACKAGE: I ○ II ● III ○ IV ○

Submission of samples to the laboratory constitutes acceptance of AES's Terms & Conditions. Samples received after 3PM or on Saturday are considered as received the following business day. If no TAT is marked on COC, AES will proceed with standard TAT.
Samples are disposed of 30 days after completion of report unless other arangements are made.

Matrix Codes: A = Air GW = Groundwater SE = Sediment SO = Soil SW = Surface Water WW = Waste Water W = Water (Blanks) DW = Drinking Water (Blanks) O = Other (specify)

Preservative Codes: H+I = Hydrochloric acid + ice I = Ice only N = Nitric acid S+I = Sulfuric acid + ice S/M+I = Sodium Bisulfate/Methanol + ice O = Other (specify) NA = None

White Copy - Original; Yellow Copy - Client

Analytical Environmental Services, Inc **Date:** 16-Nov-17

Client:	AMEC Foster Wheeler	**Client Sample ID:**	SW-2010-17
Project Name:	BFEL Atlanta	**Collection Date:**	11/9/2017 10:17:00 AM
Lab ID:	1711992-001	**Matrix:**	Surface Water

Analyses	Result	Qual	MDL	Reporting Limit	Units	BatchID	DF	Date Analyzed	Analyst
ION SCAN SW9056A									
Nitrate	0.83		0.055	0.25	mg/L	R356804	1	11/10/2017 13:03	VL
Sulfate	48		0.12	1.0	mg/L	R356804	1	11/10/2017 13:03	VL
Dissolved Metals by ICP/MS SW6020B					**(SW3005A)**				
Arsenic	0.00298	J	0.000156	0.00500	mg/L	251313	1	11/13/2017 20:10	TA
Copper	0.0225		0.000126	0.00200	mg/L	251313	1	11/14/2017 16:42	TA
Lead	0.000294	J	0.000215	0.00100	mg/L	251313	1	11/13/2017 20:10	TA
Zinc	0.461		0.000580	0.0100	mg/L	251313	1	11/14/2017 16:42	TA
CHLORINATED PESTICIDES, TCL SW8081B					**(SW3510C)**				
4,4´-DDD	BRL		0.000016	0.00010	mg/L	251443	1	11/15/2017 17:57	SH
4,4´-DDE	BRL		0.000024	0.00010	mg/L	251443	1	11/15/2017 17:57	SH
4,4´-DDT	BRL		0.000026	0.00010	mg/L	251443	1	11/15/2017 17:57	SH
alpha-BHC	0.000081		0.000018	0.000050	mg/L	251443	1	11/15/2017 17:57	SH
alpha-Chlordane	BRL		0.000039	0.000050	mg/L	251443	1	11/15/2017 17:57	SH
beta-BHC	0.00020		0.000015	0.000050	mg/L	251443	1	11/15/2017 17:57	SH
delta-BHC	0.000068		0.000014	0.000050	mg/L	251443	1	11/15/2017 17:57	SH
Dieldrin	BRL		0.000017	0.00010	mg/L	251443	1	11/15/2017 17:57	SH
gamma-BHC	0.000039	J	0.000017	0.000050	mg/L	251443	1	11/15/2017 17:57	SH
gamma-Chlordane	BRL		0.000062	0.000050	mg/L	251443	1	11/15/2017 17:57	SH
Heptachlor	BRL		0.000026	0.000050	mg/L	251443	1	11/15/2017 17:57	SH
Methoxychlor	BRL		0.000057	0.00050	mg/L	251443	1	11/15/2017 17:57	SH
Toxaphene	BRL		0.00021	0.0030	mg/L	251443	1	11/15/2017 17:57	SH
Surr: Decachlorobiphenyl	46.4		0	15.4-120	%REC	251443	1	11/15/2017 17:57	SH
Surr: Tetrachloro-m-xylene	86.2		0	37-126	%REC	251443	1	11/15/2017 17:57	SH

Qualifiers:

- * Value exceeds maximum contaminant level
- BRL Not detected at MDL
- H Holding times for preparation or analysis exceeded
- N Analyte not NELAC certified
- B Analyte detected in the associated method blank
- NC Not confirmed
- E Estimated value above quantitation range
- S Spike Recovery outside limits due to matrix
- J Estimated value detected below Reporting Limit
- > Greater than Result value
- < Less than Result value
- Narr See case narrative

Analytical Environmental Services, Inc **Date:** 16-Nov-17

Client:	AMEC Foster Wheeler	**Client Sample ID:**	SW-2010-15
Project Name:	BFEL Atlanta	**Collection Date:**	11/9/2017 10:30:00 AM
Lab ID:	1711992-002	**Matrix:**	Surface Water

Analyses	Result	Qual	MDL	Reporting Limit	Units	BatchID	DF	Date Analyzed	Analyst
ION SCAN SW9056A									
Nitrate	1.0		0.055	0.25	mg/L	R356804	1	11/10/2017 13:18	VL
Sulfate	59		0.12	1.0	mg/L	R356804	1	11/10/2017 13:18	VL
Dissolved Metals by ICP/MS SW6020B					**(SW3005A)**				
Arsenic	0.00322	J	0.000156	0.00500	mg/L	251313	1	11/13/2017 20:17	TA
Copper	0.0289		0.000126	0.00200	mg/L	251313	1	11/14/2017 16:44	TA
Lead	0.000278	J	0.000215	0.00100	mg/L	251313	1	11/13/2017 20:17	TA
Zinc	0.638		0.000580	0.0100	mg/L	251313	1	11/14/2017 16:44	TA
CHLORINATED PESTICIDES, TCL SW8081B					**(SW3510C)**				
4,4´-DDD	BRL		0.000016	0.00010	mg/L	251443	1	11/15/2017 18:08	SH
4,4´-DDE	BRL		0.000024	0.00010	mg/L	251443	1	11/15/2017 18:08	SH
4,4´-DDT	BRL		0.000026	0.00010	mg/L	251443	1	11/15/2017 18:08	SH
alpha-BHC	0.00010		0.000018	0.000050	mg/L	251443	1	11/15/2017 18:08	SH
alpha-Chlordane	BRL		0.000039	0.000050	mg/L	251443	1	11/15/2017 18:08	SH
beta-BHC	0.00027		0.000015	0.000050	mg/L	251443	1	11/15/2017 18:08	SH
delta-BHC	0.000088		0.000014	0.000050	mg/L	251443	1	11/15/2017 18:08	SH
Dieldrin	BRL		0.000017	0.00010	mg/L	251443	1	11/15/2017 18:08	SH
gamma-BHC	0.000044	J	0.000017	0.000050	mg/L	251443	1	11/15/2017 18:08	SH
gamma-Chlordane	BRL		0.000062	0.000050	mg/L	251443	1	11/15/2017 18:08	SH
Heptachlor	BRL		0.000026	0.000050	mg/L	251443	1	11/15/2017 18:08	SH
Methoxychlor	BRL		0.000057	0.00050	mg/L	251443	1	11/15/2017 18:08	SH
Toxaphene	BRL		0.00021	0.0030	mg/L	251443	1	11/15/2017 18:08	SH
Surr: Decachlorobiphenyl	53.4		0	15.4-120	%REC	251443	1	11/15/2017 18:08	SH
Surr: Tetrachloro-m-xylene	90.4		0	37-126	%REC	251443	1	11/15/2017 18:08	SH

Qualifiers:

- * Value exceeds maximum contaminant level
- BRL Not detected at MDL
- H Holding times for preparation or analysis exceeded
- N Analyte not NELAC certified
- B Analyte detected in the associated method blank
- NC Not confirmed
- E Estimated value above quantitation range
- S Spike Recovery outside limits due to matrix
- J Estimated value detected below Reporting Limit
- > Greater than Result value
- < Less than Result value
- Narr See case narrative

Analytical Environmental Services, Inc **Date:** 16-Nov-17

Client:	AMEC Foster Wheeler	**Client Sample ID:**	SW-2010-14
Project Name:	BFEL Atlanta	**Collection Date:**	11/9/2017 10:45:00 AM
Lab ID:	1711992-003	**Matrix:**	Surface Water

Analyses	Result	Qual	MDL	Reporting Limit	Units	BatchID	DF	Date Analyzed	Analyst
ION SCAN SW9056A									
Nitrate	1.1		0.055	0.25	mg/L	R356804	1	11/10/2017 13:33	VL
Sulfate	64		0.12	1.0	mg/L	R356804	1	11/10/2017 13:33	VL
Dissolved Metals by ICP/MS SW6020B					**(SW3005A)**				
Arsenic	0.00328	J	0.000156	0.00500	mg/L	251313	1	11/13/2017 20:19	TA
Copper	0.0332		0.000126	0.00200	mg/L	251313	1	11/14/2017 16:46	TA
Lead	0.000274	J	0.000215	0.00100	mg/L	251313	1	11/13/2017 20:19	TA
Zinc	0.789		0.000580	0.0100	mg/L	251313	1	11/14/2017 16:46	TA
CHLORINATED PESTICIDES, TCL SW8081B					**(SW3510C)**				
4,4´-DDD	BRL		0.000016	0.00010	mg/L	251443	1	11/15/2017 18:20	SH
4,4´-DDE	BRL		0.000024	0.00010	mg/L	251443	1	11/15/2017 18:20	SH
4,4´-DDT	BRL		0.000026	0.00010	mg/L	251443	1	11/15/2017 18:20	SH
alpha-BHC	0.00012		0.000018	0.000050	mg/L	251443	1	11/15/2017 18:20	SH
alpha-Chlordane	BRL		0.000039	0.000050	mg/L	251443	1	11/15/2017 18:20	SH
beta-BHC	0.00029		0.000015	0.000050	mg/L	251443	1	11/15/2017 18:20	SH
delta-BHC	0.00012		0.000014	0.000050	mg/L	251443	1	11/15/2017 18:20	SH
Dieldrin	BRL		0.000017	0.00010	mg/L	251443	1	11/15/2017 18:20	SH
gamma-BHC	0.000040	J	0.000017	0.000050	mg/L	251443	1	11/15/2017 18:20	SH
gamma-Chlordane	BRL		0.000062	0.000050	mg/L	251443	1	11/15/2017 18:20	SH
Heptachlor	BRL		0.000026	0.000050	mg/L	251443	1	11/15/2017 18:20	SH
Methoxychlor	BRL		0.000057	0.00050	mg/L	251443	1	11/15/2017 18:20	SH
Toxaphene	BRL		0.00021	0.0030	mg/L	251443	1	11/15/2017 18:20	SH
Surr: Decachlorobiphenyl	76.3		0	15.4-120	%REC	251443	1	11/15/2017 18:20	SH
Surr: Tetrachloro-m-xylene	109		0	37-126	%REC	251443	1	11/15/2017 18:20	SH

Qualifiers:

- * Value exceeds maximum contaminant level
- BRL Not detected at MDL
- H Holding times for preparation or analysis exceeded
- N Analyte not NELAC certified
- B Analyte detected in the associated method blank
- NC Not confirmed
- E Estimated value above quantitation range
- S Spike Recovery outside limits due to matrix
- J Estimated value detected below Reporting Limit
- > Greater than Result value
- < Less than Result value
- Narr See case narrative

Analytical Environmental Services, Inc **Date:** 16-Nov-17

Client:	AMEC Foster Wheeler	**Client Sample ID:**	SW-2010-11
Project Name:	BFEL Atlanta	**Collection Date:**	11/9/2017 11:40:00 AM
Lab ID:	1711992-004	**Matrix:**	Surface Water

Analyses	Result	Qual	MDL	Reporting Limit	Units	BatchID	DF	Date Analyzed	Analyst
ION SCAN SW9056A									
Nitrate	0.53		0.055	0.25	mg/L	R356804	1	11/10/2017 13:48	VL
Sulfate	38		0.12	1.0	mg/L	R356804	1	11/10/2017 13:48	VL
Dissolved Metals by ICP/MS SW6020B					**(SW3005A)**				
Arsenic	0.00539		0.000156	0.00500	mg/L	251313	1	11/14/2017 16:47	TA
Copper	0.0216		0.000126	0.00200	mg/L	251313	1	11/14/2017 16:47	TA
Lead	0.000240	J	0.000215	0.00100	mg/L	251313	1	11/13/2017 20:21	TA
Zinc	0.413		0.000580	0.0100	mg/L	251313	1	11/14/2017 16:47	TA
CHLORINATED PESTICIDES, TCL SW8081B					**(SW3510C)**				
4,4´-DDD	BRL		0.000016	0.00010	mg/L	251443	1	11/15/2017 18:53	SH
4,4´-DDE	BRL		0.000024	0.00010	mg/L	251443	1	11/15/2017 18:53	SH
4,4´-DDT	BRL		0.000026	0.00010	mg/L	251443	1	11/15/2017 18:53	SH
alpha-BHC	0.000049	J	0.000018	0.000050	mg/L	251443	1	11/15/2017 18:53	SH
alpha-Chlordane	BRL		0.000039	0.000050	mg/L	251443	1	11/15/2017 18:53	SH
beta-BHC	0.000057		0.000015	0.000050	mg/L	251443	1	11/15/2017 18:53	SH
delta-BHC	0.000038	J	0.000014	0.000050	mg/L	251443	1	11/15/2017 18:53	SH
Dieldrin	BRL		0.000017	0.00010	mg/L	251443	1	11/15/2017 18:53	SH
gamma-BHC	0.000032	J	0.000017	0.000050	mg/L	251443	1	11/15/2017 18:53	SH
gamma-Chlordane	BRL		0.000062	0.000050	mg/L	251443	1	11/15/2017 18:53	SH
Heptachlor	BRL		0.000026	0.000050	mg/L	251443	1	11/15/2017 18:53	SH
Methoxychlor	BRL		0.000057	0.00050	mg/L	251443	1	11/15/2017 18:53	SH
Toxaphene	BRL		0.00021	0.0030	mg/L	251443	1	11/15/2017 18:53	SH
Surr: Decachlorobiphenyl	48.7		0	15.4-120	%REC	251443	1	11/15/2017 18:53	SH
Surr: Tetrachloro-m-xylene	97.6		0	37-126	%REC	251443	1	11/15/2017 18:53	SH

Qualifiers:

- * Value exceeds maximum contaminant level
- BRL Not detected at MDL
- H Holding times for preparation or analysis exceeded
- N Analyte not NELAC certified
- B Analyte detected in the associated method blank
- NC Not confirmed
- E Estimated value above quantitation range
- S Spike Recovery outside limits due to matrix
- J Estimated value detected below Reporting Limit
- > Greater than Result value
- < Less than Result value
- Narr See case narrative

Analytical Environmental Services, Inc **Date:** 16-Nov-17

Client:	AMEC Foster Wheeler	**Client Sample ID:**	DUP-5
Project Name:	BFEL Atlanta	**Collection Date:**	11/9/2017 12:00:00 PM
Lab ID:	1711992-005	**Matrix:**	Surface Water

Analyses	Result	Qual	MDL	Reporting Limit	Units	BatchID	DF	Date Analyzed	Analyst
ION SCAN SW9056A									
Nitrate	0.51		0.055	0.25	mg/L	R356804	1	11/10/2017 14:03	VL
Sulfate	38		0.12	1.0	mg/L	R356804	1	11/10/2017 14:03	VL
Dissolved Metals by ICP/MS SW6020B					**(SW3005A)**				
Arsenic	0.00443	J	0.000156	0.00500	mg/L	251313	1	11/14/2017 16:55	TA
Copper	0.0364		0.000126	0.00200	mg/L	251313	1	11/14/2017 16:55	TA
Lead	0.000229	J	0.000215	0.00100	mg/L	251313	1	11/13/2017 20:23	TA
Zinc	0.889		0.000580	0.0100	mg/L	251313	1	11/14/2017 16:55	TA
CHLORINATED PESTICIDES, TCL SW8081B					**(SW3510C)**				
4,4´-DDD	BRL		0.000016	0.00010	mg/L	251443	1	11/15/2017 19:04	SH
4,4´-DDE	BRL		0.000024	0.00010	mg/L	251443	1	11/15/2017 19:04	SH
4,4´-DDT	BRL		0.000026	0.00010	mg/L	251443	1	11/15/2017 19:04	SH
alpha-BHC	0.000048	J	0.000018	0.000050	mg/L	251443	1	11/15/2017 19:04	SH
alpha-Chlordane	BRL		0.000039	0.000050	mg/L	251443	1	11/15/2017 19:04	SH
beta-BHC	0.000044	J	0.000015	0.000050	mg/L	251443	1	11/15/2017 19:04	SH
delta-BHC	0.000034	J	0.000014	0.000050	mg/L	251443	1	11/15/2017 19:04	SH
Dieldrin	BRL		0.000017	0.00010	mg/L	251443	1	11/15/2017 19:04	SH
gamma-BHC	0.000025	J	0.000017	0.000050	mg/L	251443	1	11/15/2017 19:04	SH
gamma-Chlordane	BRL		0.000062	0.000050	mg/L	251443	1	11/15/2017 19:04	SH
Heptachlor	BRL		0.000026	0.000050	mg/L	251443	1	11/15/2017 19:04	SH
Methoxychlor	BRL		0.000057	0.00050	mg/L	251443	1	11/15/2017 19:04	SH
Toxaphene	BRL		0.00021	0.0030	mg/L	251443	1	11/15/2017 19:04	SH
Surr: Decachlorobiphenyl	45.6		0	15.4-120	%REC	251443	1	11/15/2017 19:04	SH
Surr: Tetrachloro-m-xylene	87.8		0	37-126	%REC	251443	1	11/15/2017 19:04	SH

Qualifiers:

- * Value exceeds maximum contaminant level
- BRL Not detected at MDL
- H Holding times for preparation or analysis exceeded
- N Analyte not NELAC certified
- B Analyte detected in the associated method blank
- NC Not confirmed
- E Estimated value above quantitation range
- S Spike Recovery outside limits due to matrix
- J Estimated value detected below Reporting Limit
- > Greater than Result value
- < Less than Result value
- Narr See case narrative

Analytical Environmental Services, Inc **Date:** 16-Nov-17

Client:	AMEC Foster Wheeler	**Client Sample ID:**	SW-2010-10
Project Name:	BFEL Atlanta	**Collection Date:**	11/9/2017 11:50:00 AM
Lab ID:	1711992-006	**Matrix:**	Surface Water

Analyses	Result	Qual	MDL	Reporting Limit	Units	BatchID	DF	Date Analyzed	Analyst
ION SCAN SW9056A									
Nitrate	0.49		0.055	0.25	mg/L	R356804	1	11/10/2017 14:18	VL
Sulfate	37		0.12	1.0	mg/L	R356804	1	11/10/2017 14:18	VL
Dissolved Metals by ICP/MS SW6020B					**(SW3005A)**				
Arsenic	0.00534		0.000156	0.00500	mg/L	251313	1	11/14/2017 16:57	TA
Copper	0.00854		0.000126	0.00200	mg/L	251313	1	11/14/2017 16:57	TA
Lead	BRL		0.000215	0.00100	mg/L	251313	1	11/13/2017 20:24	TA
Zinc	0.146		0.000580	0.0100	mg/L	251313	1	11/14/2017 16:57	TA
CHLORINATED PESTICIDES, TCL SW8081B					**(SW3510C)**				
4,4´-DDD	BRL		0.000016	0.00010	mg/L	251443	1	11/15/2017 19:15	SH
4,4´-DDE	BRL		0.000024	0.00010	mg/L	251443	1	11/15/2017 19:15	SH
4,4´-DDT	BRL		0.000026	0.00010	mg/L	251443	1	11/15/2017 19:15	SH
alpha-BHC	0.000050		0.000018	0.000050	mg/L	251443	1	11/15/2017 19:15	SH
alpha-Chlordane	BRL		0.000039	0.000050	mg/L	251443	1	11/15/2017 19:15	SH
beta-BHC	0.000047	J	0.000015	0.000050	mg/L	251443	1	11/15/2017 19:15	SH
delta-BHC	0.000044	J	0.000014	0.000050	mg/L	251443	1	11/15/2017 19:15	SH
Dieldrin	BRL		0.000017	0.00010	mg/L	251443	1	11/15/2017 19:15	SH
gamma-BHC	0.000028	J	0.000017	0.000050	mg/L	251443	1	11/15/2017 19:15	SH
gamma-Chlordane	BRL		0.000062	0.000050	mg/L	251443	1	11/15/2017 19:15	SH
Heptachlor	BRL		0.000026	0.000050	mg/L	251443	1	11/15/2017 19:15	SH
Methoxychlor	BRL		0.000057	0.00050	mg/L	251443	1	11/15/2017 19:15	SH
Toxaphene	BRL		0.00021	0.0030	mg/L	251443	1	11/15/2017 19:15	SH
Surr: Decachlorobiphenyl	52.7		0	15.4-120	%REC	251443	1	11/15/2017 19:15	SH
Surr: Tetrachloro-m-xylene	104		0	37-126	%REC	251443	1	11/15/2017 19:15	SH

Qualifiers:

- * Value exceeds maximum contaminant level
- BRL Not detected at MDL
- H Holding times for preparation or analysis exceeded
- N Analyte not NELAC certified
- B Analyte detected in the associated method blank
- NC Not confirmed
- E Estimated value above quantitation range
- S Spike Recovery outside limits due to matrix
- J Estimated value detected below Reporting Limit
- > Greater than Result value
- < Less than Result value
- Narr See case narrative

Analytical Environmental Services, Inc **Date:** 16-Nov-17

Client:	AMEC Foster Wheeler	**Client Sample ID:**	SW-2014-20
Project Name:	BFEL Atlanta	**Collection Date:**	11/9/2017 12:15:00 PM
Lab ID:	1711992-007	**Matrix:**	Surface Water

Analyses	Result	Qual	MDL	Reporting Limit	Units	BatchID	DF	Date Analyzed	Analyst
ION SCAN SW9056A									
Nitrate	6.2		0.055	0.25	mg/L	R356804	1	11/10/2017 14:34	VL
Sulfate	230		1.2	10	mg/L	R357001	10	11/15/2017 18:15	VL
Dissolved Metals by ICP/MS SW6020B					**(SW3005A)**				
Arsenic	BRL		0.000156	0.00500	mg/L	251313	1	11/13/2017 20:26	TA
Copper	0.195		0.00126	0.0200	mg/L	251313	10	11/14/2017 17:09	TA
Lead	BRL		0.000215	0.00100	mg/L	251313	1	11/13/2017 20:26	TA
Zinc	5.24		0.00580	0.100	mg/L	251313	10	11/14/2017 17:09	TA
CHLORINATED PESTICIDES, TCL SW8081B					**(SW3510C)**				
4,4´-DDD	BRL		0.000016	0.00010	mg/L	251443	1	11/15/2017 19:26	SH
4,4´-DDE	BRL		0.000024	0.00010	mg/L	251443	1	11/15/2017 19:26	SH
4,4´-DDT	BRL		0.000026	0.00010	mg/L	251443	1	11/15/2017 19:26	SH
alpha-BHC	0.00024		0.000018	0.000050	mg/L	251443	1	11/15/2017 19:26	SH
alpha-Chlordane	BRL		0.000039	0.000050	mg/L	251443	1	11/15/2017 19:26	SH
beta-BHC	0.0016		0.000077	0.00025	mg/L	251443	5	11/16/2017 11:06	SH
delta-BHC	0.00020		0.000014	0.000050	mg/L	251443	1	11/15/2017 19:26	SH
Dieldrin	0.000033	J	0.000017	0.00010	mg/L	251443	1	11/15/2017 19:26	SH
gamma-BHC	0.00013		0.000017	0.000050	mg/L	251443	1	11/15/2017 19:26	SH
gamma-Chlordane	BRL		0.000062	0.000050	mg/L	251443	1	11/15/2017 19:26	SH
Heptachlor	BRL		0.000026	0.000050	mg/L	251443	1	11/15/2017 19:26	SH
Methoxychlor	BRL		0.000057	0.00050	mg/L	251443	1	11/15/2017 19:26	SH
Toxaphene	BRL		0.00021	0.0030	mg/L	251443	1	11/15/2017 19:26	SH
Surr: Decachlorobiphenyl	73.7		0	15.4-120	%REC	251443	1	11/15/2017 19:26	SH
Surr: Tetrachloro-m-xylene	81.3		0	37-126	%REC	251443	1	11/15/2017 19:26	SH

Qualifiers:

- * Value exceeds maximum contaminant level
- BRL Not detected at MDL
- H Holding times for preparation or analysis exceeded
- N Analyte not NELAC certified
- B Analyte detected in the associated method blank
- NC Not confirmed
- E Estimated value above quantitation range
- S Spike Recovery outside limits due to matrix
- J Estimated value detected below Reporting Limit
- > Greater than Result value
- < Less than Result value
- Narr See case narrative

Analytical Environmental Services, Inc **Date:** 16-Nov-17

Client:	AMEC Foster Wheeler	**Client Sample ID:**	SW-2014-21
Project Name:	BFEL Atlanta	**Collection Date:**	11/9/2017 12:30:00 PM
Lab ID:	1711992-008	**Matrix:**	Surface Water

Analyses	Result	Qual	MDL	Reporting Limit	Units	BatchID	DF	Date Analyzed	Analyst
ION SCAN SW9056A									
Nitrate	0.56		0.055	0.25	mg/L	R356804	1	11/10/2017 14:49	VL
Sulfate	40		0.12	1.0	mg/L	R356804	1	11/10/2017 14:49	VL
Dissolved Metals by ICP/MS SW6020B					**(SW3005A)**				
Arsenic	BRL		0.000156	0.00500	mg/L	251313	1	11/13/2017 20:28	TA
Copper	0.122		0.00126	0.0200	mg/L	251313	10	11/14/2017 17:11	TA
Lead	BRL		0.000215	0.00100	mg/L	251313	1	11/13/2017 20:28	TA
Zinc	2.64		0.00580	0.100	mg/L	251313	10	11/14/2017 17:11	TA
CHLORINATED PESTICIDES, TCL SW8081B					**(SW3510C)**				
4,4´-DDD	BRL		0.000016	0.00010	mg/L	251443	1	11/15/2017 19:38	SH
4,4´-DDE	BRL		0.000024	0.00010	mg/L	251443	1	11/15/2017 19:38	SH
4,4´-DDT	BRL		0.000026	0.00010	mg/L	251443	1	11/15/2017 19:38	SH
alpha-BHC	0.00015		0.000018	0.000050	mg/L	251443	1	11/15/2017 19:38	SH
alpha-Chlordane	BRL		0.000039	0.000050	mg/L	251443	1	11/15/2017 19:38	SH
beta-BHC	0.0012		0.000015	0.000050	mg/L	251443	1	11/15/2017 19:38	SH
delta-BHC	0.00017		0.000014	0.000050	mg/L	251443	1	11/15/2017 19:38	SH
Dieldrin	0.000026	J	0.000017	0.00010	mg/L	251443	1	11/15/2017 19:38	SH
gamma-BHC	0.000070		0.000017	0.000050	mg/L	251443	1	11/15/2017 19:38	SH
gamma-Chlordane	BRL		0.000062	0.000050	mg/L	251443	1	11/15/2017 19:38	SH
Heptachlor	BRL		0.000026	0.000050	mg/L	251443	1	11/15/2017 19:38	SH
Methoxychlor	BRL		0.000057	0.00050	mg/L	251443	1	11/15/2017 19:38	SH
Toxaphene	BRL		0.00021	0.0030	mg/L	251443	1	11/15/2017 19:38	SH
Surr: Decachlorobiphenyl	60.3		0	15.4-120	%REC	251443	1	11/15/2017 19:38	SH
Surr: Tetrachloro-m-xylene	86.9		0	37-126	%REC	251443	1	11/15/2017 19:38	SH

Qualifiers:

- * Value exceeds maximum contaminant level
- BRL Not detected at MDL
- H Holding times for preparation or analysis exceeded
- N Analyte not NELAC certified
- B Analyte detected in the associated method blank
- NC Not confirmed
- E Estimated value above quantitation range
- S Spike Recovery outside limits due to matrix
- J Estimated value detected below Reporting Limit
- > Greater than Result value
- < Less than Result value
- Narr See case narrative

Analytical Environmental Services, Inc **Date:** 16-Nov-17

Client:	AMEC Foster Wheeler	**Client Sample ID:**	SW-2010-5
Project Name:	BFEL Atlanta	**Collection Date:**	11/9/2017 12:45:00 PM
Lab ID:	1711992-009	**Matrix:**	Surface Water

Analyses	Result	Qual	MDL	Reporting Limit	Units	BatchID	DF	Date Analyzed	Analyst
ION SCAN SW9056A									
Nitrate	0.54		0.055	0.25	mg/L	R356804	1	11/10/2017 15:04	VL
Sulfate	39		0.12	1.0	mg/L	R356804	1	11/10/2017 15:04	VL
Dissolved Metals by ICP/MS SW6020B					**(SW3005A)**				
Arsenic	0.00611		0.000156	0.00500	mg/L	251313	1	11/14/2017 17:13	TA
Copper	0.00888		0.000126	0.00200	mg/L	251313	1	11/14/2017 17:13	TA
Lead	BRL		0.000215	0.00100	mg/L	251313	1	11/13/2017 20:30	TA
Zinc	0.189		0.000580	0.0100	mg/L	251313	1	11/14/2017 17:13	TA
CHLORINATED PESTICIDES, TCL SW8081B					**(SW3510C)**				
4,4´-DDD	BRL		0.000016	0.00010	mg/L	251443	1	11/15/2017 19:49	SH
4,4´-DDE	BRL		0.000024	0.00010	mg/L	251443	1	11/15/2017 19:49	SH
4,4´-DDT	BRL		0.000026	0.00010	mg/L	251443	1	11/15/2017 19:49	SH
alpha-BHC	0.000022	J	0.000018	0.000050	mg/L	251443	1	11/15/2017 19:49	SH
alpha-Chlordane	BRL		0.000039	0.000050	mg/L	251443	1	11/15/2017 19:49	SH
beta-BHC	0.000048	J	0.000015	0.000050	mg/L	251443	1	11/15/2017 19:49	SH
delta-BHC	BRL		0.000014	0.000050	mg/L	251443	1	11/15/2017 19:49	SH
Dieldrin	BRL		0.000017	0.00010	mg/L	251443	1	11/15/2017 19:49	SH
gamma-BHC	BRL		0.000017	0.000050	mg/L	251443	1	11/15/2017 19:49	SH
gamma-Chlordane	BRL		0.000062	0.000050	mg/L	251443	1	11/15/2017 19:49	SH
Heptachlor	BRL		0.000026	0.000050	mg/L	251443	1	11/15/2017 19:49	SH
Methoxychlor	BRL		0.000057	0.00050	mg/L	251443	1	11/15/2017 19:49	SH
Toxaphene	BRL		0.00021	0.0030	mg/L	251443	1	11/15/2017 19:49	SH
Surr: Decachlorobiphenyl	42.5		0	15.4-120	%REC	251443	1	11/15/2017 19:49	SH
Surr: Tetrachloro-m-xylene	71.1		0	37-126	%REC	251443	1	11/15/2017 19:49	SH

Qualifiers:

- * Value exceeds maximum contaminant level
- BRL Not detected at MDL
- H Holding times for preparation or analysis exceeded
- N Analyte not NELAC certified
- B Analyte detected in the associated method blank
- NC Not confirmed
- E Estimated value above quantitation range
- S Spike Recovery outside limits due to matrix
- J Estimated value detected below Reporting Limit
- > Greater than Result value
- < Less than Result value
- Narr See case narrative

Analytical Environmental Services, Inc

Date: 16-Nov-17

SUMMARY OF ANALYTES DETECTED

Analyses	Result	Qual	MDL	Reporting Limit	Units	BatchID	Dilution Factor
Client Sample ID: SW-2010-17				**Lab ID:** 1711992-001			
Collection Date: 11/9/2017 10:17:00 AM				**Matrix:** Surface Water			
ION SCAN SW9056A							
Nitrate	0.83		0.055	0.25	mg/L	R356804	1
Sulfate	48		0.12	1.0	mg/L	R356804	1
Dissolved Metals by ICP/MS SW6020B				**(SW3005A)**			
Copper	0.0225		0.000126	0.00200	mg/L	251313	1
Zinc	0.461		0.000580	0.0100	mg/L	251313	1
CHLORINATED PESTICIDES, TCL SW8081B				**(SW3510C)**			
alpha-BHC	0.000081		0.000018	0.000050	mg/L	251443	1
beta-BHC	0.00020		0.000015	0.000050	mg/L	251443	1
delta-BHC	0.000068		0.000014	0.000050	mg/L	251443	1
Client Sample ID: SW-2010-15				**Lab ID:** 1711992-002			
Collection Date: 11/9/2017 10:30:00 AM				**Matrix:** Surface Water			
ION SCAN SW9056A							
Nitrate	1.0		0.055	0.25	mg/L	R356804	1
Sulfate	59		0.12	1.0	mg/L	R356804	1
Dissolved Metals by ICP/MS SW6020B				**(SW3005A)**			
Copper	0.0289		0.000126	0.00200	mg/L	251313	1
Zinc	0.638		0.000580	0.0100	mg/L	251313	1
CHLORINATED PESTICIDES, TCL SW8081B				**(SW3510C)**			
alpha-BHC	0.00010		0.000018	0.000050	mg/L	251443	1
beta-BHC	0.00027		0.000015	0.000050	mg/L	251443	1
delta-BHC	0.000088		0.000014	0.000050	mg/L	251443	1
Client Sample ID: SW-2010-14				**Lab ID:** 1711992-003			
Collection Date: 11/9/2017 10:45:00 AM				**Matrix:** Surface Water			
ION SCAN SW9056A							
Nitrate	1.1		0.055	0.25	mg/L	R356804	1
Sulfate	64		0.12	1.0	mg/L	R356804	1
Dissolved Metals by ICP/MS SW6020B				**(SW3005A)**			
Copper	0.0332		0.000126	0.00200	mg/L	251313	1
Zinc	0.789		0.000580	0.0100	mg/L	251313	1
CHLORINATED PESTICIDES, TCL SW8081B				**(SW3510C)**			
alpha-BHC	0.00012		0.000018	0.000050	mg/L	251443	1
beta-BHC	0.00029		0.000015	0.000050	mg/L	251443	1
delta-BHC	0.00012		0.000014	0.000050	mg/L	251443	1
Client Sample ID: SW-2010-11				**Lab ID:** 1711992-004			
Collection Date: 11/9/2017 11:40:00 AM				**Matrix:** Surface Water			
ION SCAN SW9056A							
Nitrate	0.53		0.055	0.25	mg/L	R356804	1
Sulfate	38		0.12	1.0	mg/L	R356804	1
Dissolved Metals by ICP/MS SW6020B				**(SW3005A)**			
Arsenic	0.00539		0.000156	0.00500	mg/L	251313	1
Copper	0.0216		0.000126	0.00200	mg/L	251313	1
Zinc	0.413		0.000580	0.0100	mg/L	251313	1

SUMMARY OF ANALYTES DETECTED

Analyses	Result	Qual	MDL	Reporting Limit	Units	BatchID	Dilution Factor
Client Sample ID: SW-2010-11				**Lab ID:** 1711992-004			
Collection Date: 11/9/2017 11:40:00 AM				**Matrix:** Surface Water			
CHLORINATED PESTICIDES, TCL SW8081B				**(SW3510C)**			
beta-BHC	0.000057		0.000015	0.000050	mg/L	251443	1
Client Sample ID: DUP-5				**Lab ID:** 1711992-005			
Collection Date: 11/9/2017 12:00:00 PM				**Matrix:** Surface Water			
ION SCAN SW9056A							
Nitrate	0.51		0.055	0.25	mg/L	R356804	1
Sulfate	38		0.12	1.0	mg/L	R356804	1
Dissolved Metals by ICP/MS SW6020B				**(SW3005A)**			
Copper	0.0364		0.000126	0.00200	mg/L	251313	1
Zinc	0.889		0.000580	0.0100	mg/L	251313	1
Client Sample ID: SW-2010-10				**Lab ID:** 1711992-006			
Collection Date: 11/9/2017 11:50:00 AM				**Matrix:** Surface Water			
ION SCAN SW9056A							
Nitrate	0.49		0.055	0.25	mg/L	R356804	1
Sulfate	37		0.12	1.0	mg/L	R356804	1
Dissolved Metals by ICP/MS SW6020B				**(SW3005A)**			
Arsenic	0.00534		0.000156	0.00500	mg/L	251313	1
Copper	0.00854		0.000126	0.00200	mg/L	251313	1
Zinc	0.146		0.000580	0.0100	mg/L	251313	1
CHLORINATED PESTICIDES, TCL SW8081B				**(SW3510C)**			
alpha-BHC	0.000050		0.000018	0.000050	mg/L	251443	1
Client Sample ID: SW-2014-20				**Lab ID:** 1711992-007			
Collection Date: 11/9/2017 12:15:00 PM				**Matrix:** Surface Water			
ION SCAN SW9056A							
Nitrate	6.2		0.055	0.25	mg/L	R356804	1
Sulfate	230		1.2	10	mg/L	R357001	10
Dissolved Metals by ICP/MS SW6020B				**(SW3005A)**			
Copper	0.195		0.00126	0.0200	mg/L	251313	10
Zinc	5.24		0.00580	0.100	mg/L	251313	10
CHLORINATED PESTICIDES, TCL SW8081B				**(SW3510C)**			
alpha-BHC	0.00024		0.000018	0.000050	mg/L	251443	1
beta-BHC	0.0016		0.000077	0.00025	mg/L	251443	5
delta-BHC	0.00020		0.000014	0.000050	mg/L	251443	1
gamma-BHC	0.00013		0.000017	0.000050	mg/L	251443	1
Client Sample ID: SW-2014-21				**Lab ID:** 1711992-008			
Collection Date: 11/9/2017 12:30:00 PM				**Matrix:** Surface Water			
ION SCAN SW9056A							
Nitrate	0.56		0.055	0.25	mg/L	R356804	1
Sulfate	40		0.12	1.0	mg/L	R356804	1
Dissolved Metals by ICP/MS SW6020B				**(SW3005A)**			
Copper	0.122		0.00126	0.0200	mg/L	251313	10
Zinc	2.64		0.00580	0.100	mg/L	251313	10
CHLORINATED PESTICIDES, TCL SW8081B				**(SW3510C)**			

Analytical Environmental Services, Inc

Date: 16-Nov-17

SUMMARY OF ANALYTES DETECTED

Analyses	Result	Qual	MDL	Reporting Limit	Units	BatchID	Dilution Factor
Client Sample ID: SW-2014-21				**Lab ID:** 1711992-008			
Collection Date: 11/9/2017 12:30:00 PM				**Matrix:** Surface Water			
CHLORINATED PESTICIDES, TCL SW8081B				**(SW3510C)**			
alpha-BHC	0.00015		0.000018	0.000050	mg/L	251443	1
beta-BHC	0.0012		0.000015	0.000050	mg/L	251443	1
delta-BHC	0.00017		0.000014	0.000050	mg/L	251443	1
gamma-BHC	0.000070		0.000017	0.000050	mg/L	251443	1
Client Sample ID: SW-2010-5				**Lab ID:** 1711992-009			
Collection Date: 11/9/2017 12:45:00 PM				**Matrix:** Surface Water			
ION SCAN SW9056A							
Nitrate	0.54		0.055	0.25	mg/L	R356804	1
Sulfate	39		0.12	1.0	mg/L	R356804	1
Dissolved Metals by ICP/MS SW6020B				**(SW3005A)**			
Arsenic	0.00611		0.000156	0.00500	mg/L	251313	1
Copper	0.00888		0.000126	0.00200	mg/L	251313	1
Zinc	0.189		0.000580	0.0100	mg/L	251313	1

Qualifiers:

- * Value exceeds maximum contaminant level
- BRL Below reporting limit
- H Holding times for preparation or analysis exceeded
- N Analyte not NELAC certified
- B Analyte detected in the associated method blank
- > Greater than Result value
- E Estimated (value above quantitation range)
- S Spike Recovery outside limits due to matrix
- Narr See case narrative
- NC Not confirmed
- < Less than Result value
- J Estimated value detected below Reporting Limit

Clear Save as

AES ANALYTICAL ENVIRONMENTAL SERVICES, INC.

SAMPLE/COOLER RECEIPT CHECKLIST

1. Client Name: **AMEC Foster Wheeler** AES Work Order Number: **1710T90**

2. Carrier: FedEx ☐ UPS ☐ USPS ☐ Client ☐ Courier ■ Other _____

		Yes	No	N/A	Details	Comments
3.	Shipping container/cooler received in good condition?	○	○	○	damaged ☐ leaking ☐ other ☐	
4.	Custody seals present on shipping container?	○	○	○		
5.	Custody seals intact on shipping container?	○	○	○		
6.	Temperature blanks present?	○	○	○		
7.	Cooler temperature(s) within limits of 0-6°C? [See item 13 and 14 for temperature recordings.]	○	○	○	Cooling initiated for recently collected samples / ice present ☐	
8.	Chain of Custody (COC) present?	○	○	○		
9.	Chain of Custody signed, dated, and timed when relinquished and received?	○	○	○		
10.	Sampler name and/or signature on COC?	○	○	○		
11.	Were all samples received within holding time?	○	○	○		
12.	TAT marked on the COC?	○	○	○	If no TAT indicated, proceeded with standard TAT per Terms & Conditions. ☐	

13. Cooler 1 Temperature 3.3 °C Cooler 2 Temperature 3.8 °C Cooler 3 Temperature _____ °C Cooler 4 Temperature _____ °C

14. Cooler 5 Temperature _____ °C Cooler 6 Temperature _____ °C Cooler 7 Temperature _____ °C Cooler 8 Temperature _____ °C

15. Comments: _____

I certify that I have completed sections 1-15 (dated initials). MJ 10/31/17

		Yes	No	N/A	Details	Comments
16.	Were sample containers intact upon receipt?	○	○	○		
17.	Custody seals present on sample containers?	○	○	○		
18.	Custody seals intact on sample containers?	○	○	○		
19.	Do sample container labels match the COC?	○	○	○	incomplete info ☐ illegible ☐ no label ☐ other ☐	
20.	Are analyses requested indicated on the COC?	○	○	○		
21.	Were all of the samples listed on the COC received?	○	○	○	samples received but not listed on COC ☐ samples listed on COC not received ☐	
22.	Was the sample collection date/time noted?	○	○	○		
23.	Did we receive sufficient sample volume for indicated analyses?	○	○	○		
24.	Were samples received in appropriate containers?	○	○	○		
25.	Were VOA samples received without headspace (< 1/4" bubble)?	○	○	○		
26.	Were trip blanks submitted?	○	○	○	listed on COC ■ not listed on COC ☐	

27. Comments: _____

I certify that I have completed sections 16-27 (dated initials). MJ 10/31/17

This section only applies to samples where pH can be checked at Sample Receipt.

		Yes	No	N/A	Details	Comments
28.	Have containers needing chemical preservation been checked? *	○	○	○		
29.	Containers meet preservation guidelines?	○	○	○		
30.	Was pH adjusted at Sample Receipt?	○	○	○		

* Note: Certain analyses require chemical preservation but must be checked in the laboratory and not upon Sample Receipt such as Coliforms, VOCs and Oil & Grease/TPH.

I certify that I have completed sections 28-30 (dated initials). MJ 10/31/17

Checklist 6.9.17 Rev 2

Locked

Client: AMEC Foster Wheeler
Project Name: BFEL Atlanta
Workorder: 1711992

ANALYTICAL QC SUMMARY REPORT

BatchID: 251313

Sample ID: **MB-251313** Client ID: Units: **mg/L** Prep Date: **11/13/2017** Run No: **356829**
SampleType: **MBLK** TestCode: **Dissolved Metals by ICP/MS SW6020B** BatchID: **251313** Analysis Date: **11/13/2017** Seq No: **7864137**

Analyte	Result	RPT Limit	SPK value	SPK Ref Val	%REC	Low Limit	High Limit	RPD Ref Val	%RPD	RPD Limit	Qual
Arsenic	0.000546	0.00500									J
Copper	0.000654	0.00200									J
Lead	BRL	0.00100									
Zinc	0.001355	0.0100									J

Sample ID: **LCS-251313** Client ID: Units: **mg/L** Prep Date: **11/13/2017** Run No: **356829**
SampleType: **LCS** TestCode: **Dissolved Metals by ICP/MS SW6020B** BatchID: **251313** Analysis Date: **11/13/2017** Seq No: **7864138**

Analyte	Result	RPT Limit	SPK value	SPK Ref Val	%REC	Low Limit	High Limit	RPD Ref Val	%RPD	RPD Limit	Qual
Arsenic	0.1010	0.00500	0.1000	0.0005464	100	80	120				
Copper	0.09698	0.00200	0.1000	0.0006535	96.3	80	120				
Lead	0.08398	0.00100	0.1000		84.0	80	120				
Zinc	0.1028	0.0100	0.1000	0.001355	101	80	120				

Sample ID: **1711636-006CMS** Client ID: Units: **mg/L** Prep Date: **11/13/2017** Run No: **356829**
SampleType: **MS** TestCode: **Dissolved Metals by ICP/MS SW6020B** BatchID: **251313** Analysis Date: **11/13/2017** Seq No: **7864140**

Analyte	Result	RPT Limit	SPK value	SPK Ref Val	%REC	Low Limit	High Limit	RPD Ref Val	%RPD	RPD Limit	Qual
Arsenic	0.04974	0.00500	0.1000		49.7	75	125				S
Lead	0.07754	0.00100	0.1000	0.0002757	77.3	75	125				

Sample ID: **1711636-006CMS** Client ID: Units: **mg/L** Prep Date: **11/13/2017** Run No: **356829**
SampleType: **MS** TestCode: **Dissolved Metals by ICP/MS SW6020B** BatchID: **251313** Analysis Date: **11/14/2017** Seq No: **7864185**

Analyte	Result	RPT Limit	SPK value	SPK Ref Val	%REC	Low Limit	High Limit	RPD Ref Val	%RPD	RPD Limit	Qual
Copper	8.280	0.0200	0.1000	8.622	-341	75	125				S
Zinc	10.79	0.100	0.1000	11.27	-478	75	125				S

Qualifiers:

>	Greater than Result value	<	Less than Result value	B	Analyte detected in the associated method blank
BRL	Below reporting limit	E	Estimated (value above quantitation range)	H	Holding times for preparation or analysis exceeded
J	Estimated value detected below Reporting Limit	N	Analyte not NELAC certified	R	RPD outside limits due to matrix
Rpt Lim	Reporting Limit	S	Spike Recovery outside limits due to matrix		

Client: AMEC Foster Wheeler
Project Name: BFEL Atlanta
Workorder: 1711992

ANALYTICAL QC SUMMARY REPORT

BatchID: 251313

Sample ID: **1711636-006CMSD**	Client ID:				Units: **mg/L**		Prep Date: **11/13/2017**		Run No: **356829**	
SampleType: **MSD**	TestCode: **Dissolved Metals by ICP/MS SW6020B**				BatchID: **251313**		Analysis Date: **11/13/2017**		Seq No: **7864141**	
Analyte	Result	RPT Limit	SPK value	SPK Ref Val	%REC	Low Limit	High Limit	RPD Ref Val	%RPD	RPD Limit	Qual
Arsenic	0.04956	0.00500	0.1000		49.6	75	125	0.04974	0.368	20	S
Lead	0.07557	0.00100	0.1000	0.0002757	75.3	75	125	0.07754	2.57	20	

Sample ID: **1711636-006CMSD**	Client ID:				Units: **mg/L**		Prep Date: **11/13/2017**		Run No: **356829**	
SampleType: **MSD**	TestCode: **Dissolved Metals by ICP/MS SW6020B**				BatchID: **251313**		Analysis Date: **11/14/2017**		Seq No: **7864186**	
Analyte	Result	RPT Limit	SPK value	SPK Ref Val	%REC	Low Limit	High Limit	RPD Ref Val	%RPD	RPD Limit	Qual
Copper	8.612	0.0200	0.1000	8.622	-9.28	75	125	8.280	3.93	20	S
Zinc	11.27	0.100	0.1000	11.27	-0.897	75	125	10.79	4.33	20	S

Qualifiers:

>	Greater than Result value	<	Less than Result value	B	Analyte detected in the associated method blank
BRL	Below reporting limit	E	Estimated (value above quantitation range)	H	Holding times for preparation or analysis exceeded
J	Estimated value detected below Reporting Limit	N	Analyte not NELAC certified	R	RPD outside limits due to matrix
Rpt Lim	Reporting Limit	S	Spike Recovery outside limits due to matrix		

Client: AMEC Foster Wheeler
Project Name: BFEL Atlanta
Workorder: 1711992

ANALYTICAL QC SUMMARY REPORT

BatchID: 251443

Sample ID: **MB-251443** Client ID: Units: **mg/L** Prep Date: **11/14/2017** Run No: **356941**
SampleType: **MBLK** TestCode: **CHLORINATED PESTICIDES, TCL SW8081B** BatchID: **251443** Analysis Date: **11/15/2017** Seq No: **7866744**

Analyte	Result	RPT Limit	SPK value	SPK Ref Val	%REC	Low Limit	High Limit	RPD Ref Val	%RPD	RPD Limit	Qual
4,4´-DDD	BRL	0.00010									
4,4´-DDE	BRL	0.00010									
4,4´-DDT	BRL	0.00010									
alpha-BHC	BRL	0.000050									
alpha-Chlordane	BRL	0.000050									
beta-BHC	BRL	0.000050									
delta-BHC	BRL	0.000050									
Dieldrin	BRL	0.00010									
gamma-BHC	BRL	0.000050									
gamma-Chlordane	BRL	0.000050									
Heptachlor	BRL	0.000050									
Methoxychlor	BRL	0.00050									
Toxaphene	BRL	0.0050									
Surr: Decachlorobiphenyl	0.000280	0	0.0005		56.0	15.4	120				
Surr: Tetrachloro-m-xylene	0.000429	0	0.0005		85.8	37	126				

Sample ID: **LCS-251443** Client ID: Units: **mg/L** Prep Date: **11/14/2017** Run No: **356941**
SampleType: **LCS** TestCode: **CHLORINATED PESTICIDES, TCL SW8081B** BatchID: **251443** Analysis Date: **11/15/2017** Seq No: **7866745**

Analyte	Result	RPT Limit	SPK value	SPK Ref Val	%REC	Low Limit	High Limit	RPD Ref Val	%RPD	RPD Limit	Qual
4,4´-DDT	0.001192	0.00010	0.0010		119	61.9	135				
Dieldrin	0.001097	0.00010	0.0010		110	70.3	126				
gamma-BHC	0.001108	0.000050	0.0010		111	70.9	129				
Heptachlor	0.001151	0.000050	0.0010		115	63.5	128				
Surr: Decachlorobiphenyl	0.000318	0	0.0005		63.5	15.4	120				
Surr: Tetrachloro-m-xylene	0.000454	0	0.0005		90.7	37	126				

Qualifiers:

>	Greater than Result value	<	Less than Result value	B	Analyte detected in the associated method blank
BRL	Below reporting limit	E	Estimated (value above quantitation range)	H	Holding times for preparation or analysis exceeded
J	Estimated value detected below Reporting Limit	N	Analyte not NELAC certified	R	RPD outside limits due to matrix
Rpt Lim	Reporting Limit	S	Spike Recovery outside limits due to matrix		

Client: AMEC Foster Wheeler
Project Name: BFEL Atlanta
Workorder: 1711992

ANALYTICAL QC SUMMARY REPORT

BatchID: 251443

Sample ID: **1711992-003BMS**	Client ID: **SW-2010-14**	Units: **mg/L**	Prep Date: **11/14/2017**	Run No: **356941**
SampleType: **MS**	TestCode: **CHLORINATED PESTICIDES, TCL SW8081B**	BatchID: **251443**	Analysis Date: **11/15/2017**	Seq No: **7866753**

Analyte	Result	RPT Limit	SPK value	SPK Ref Val	%REC	Low Limit	High Limit	RPD Ref Val	%RPD	RPD Limit	Qual
4,4´-DDT	0.001004	0.00010	0.0010		100	43.2	136				
Dieldrin	0.001001	0.00010	0.0010		100	44	139				
gamma-BHC	0.001034	0.000050	0.0010	0.00004028	99.3	53.8	141				
Heptachlor	0.000948	0.000050	0.0010		94.8	34.3	144				
Surr: Decachlorobiphenyl	0.000332	0	0.0005		66.5	15.4	120				
Surr: Tetrachloro-m-xylene	0.000482	0	0.0005		96.5	37	126				

Sample ID: **1711992-003BMSD**	Client ID: **SW-2010-14**	Units: **mg/L**	Prep Date: **11/14/2017**	Run No: **356941**
SampleType: **MSD**	TestCode: **CHLORINATED PESTICIDES, TCL SW8081B**	BatchID: **251443**	Analysis Date: **11/15/2017**	Seq No: **7866755**

Analyte	Result	RPT Limit	SPK value	SPK Ref Val	%REC	Low Limit	High Limit	RPD Ref Val	%RPD	RPD Limit	Qual
4,4´-DDT	0.001001	0.00010	0.0010		100	43.2	136	0.001004	0.307	21.1	
Dieldrin	0.000970	0.00010	0.0010		97.0	44	139	0.001001	3.13	20	
gamma-BHC	0.001030	0.000050	0.0010	0.00004028	99.0	53.8	141	0.001034	0.325	20	
Heptachlor	0.001026	0.000050	0.0010		103	34.3	144	0.0009482	7.90	24.4	
Surr: Decachlorobiphenyl	0.000337	0	0.0005		67.5	15.4	120	0.0003323	0	0	
Surr: Tetrachloro-m-xylene	0.000466	0	0.0005		93.3	37	126	0.0004825	0	0	

Qualifiers:

>	Greater than Result value	<	Less than Result value	B	Analyte detected in the associated method blank
BRL	Below reporting limit	E	Estimated (value above quantitation range)	H	Holding times for preparation or analysis exceeded
J	Estimated value detected below Reporting Limit	N	Analyte not NELAC certified	R	RPD outside limits due to matrix
Rpt Lim	Reporting Limit	S	Spike Recovery outside limits due to matrix		

Client: AMEC Foster Wheeler
Project Name: BFEL Atlanta
Workorder: 1711992

ANALYTICAL QC SUMMARY REPORT

BatchID: R356804

Sample ID: **MB-R356804**	Client ID:				Units: **mg/L**		Prep Date:		Run No: **356804**	
SampleType: **MBLK**	TestCode: **ION SCAN SW9056A**				BatchID: **R356804**		Analysis Date: **11/10/2017**		Seq No: **7861052**	
Analyte	Result	RPT Limit	SPK value	SPK Ref Val	%REC	Low Limit	High Limit	RPD Ref Val	%RPD	RPD Limit Qual
Nitrate	BRL	0.25								
Sulfate	BRL	1.0								

Sample ID: **LCS-R356804**	Client ID:				Units: **mg/L**		Prep Date:		Run No: **356804**	
SampleType: **LCS**	TestCode: **ION SCAN SW9056A**				BatchID: **R356804**		Analysis Date: **11/10/2017**		Seq No: **7861051**	
Analyte	Result	RPT Limit	SPK value	SPK Ref Val	%REC	Low Limit	High Limit	RPD Ref Val	%RPD	RPD Limit Qual
Nitrate	4.857	0.25	5.000		97.1	90	110			
Sulfate	23.23	1.0	25.00		92.9	90	110			

Sample ID: **1711A86-001CMS**	Client ID:				Units: **mg/L**		Prep Date:		Run No: **356804**	
SampleType: **MS**	TestCode: **ION SCAN SW9056A**				BatchID: **R356804**		Analysis Date: **11/10/2017**		Seq No: **7861073**	
Analyte	Result	RPT Limit	SPK value	SPK Ref Val	%REC	Low Limit	High Limit	RPD Ref Val	%RPD	RPD Limit Qual
Nitrate	9.672	0.25	5.000	4.566	102	90	110			
Sulfate	24.19	1.0	25.00	1.063	92.5	90	110			

Sample ID: **1711A86-002CMS**	Client ID:				Units: **mg/L**		Prep Date:		Run No: **356804**	
SampleType: **MS**	TestCode: **ION SCAN SW9056A**				BatchID: **R356804**		Analysis Date: **11/10/2017**		Seq No: **7861079**	
Analyte	Result	RPT Limit	SPK value	SPK Ref Val	%REC	Low Limit	High Limit	RPD Ref Val	%RPD	RPD Limit Qual
Nitrate	9.460	0.25	5.000	4.312	103	90	110			
Sulfate	24.29	1.0	25.00	1.078	92.9	90	110			

Sample ID: **1711A86-001CMSD**	Client ID:				Units: **mg/L**		Prep Date:		Run No: **356804**	
SampleType: **MSD**	TestCode: **ION SCAN SW9056A**				BatchID: **R356804**		Analysis Date: **11/10/2017**		Seq No: **7861074**	
Analyte	Result	RPT Limit	SPK value	SPK Ref Val	%REC	Low Limit	High Limit	RPD Ref Val	%RPD	RPD Limit Qual
Nitrate	9.729	0.25	5.000	4.566	103	90	110	9.672	0.581	20

Qualifiers:

>	Greater than Result value	<	Less than Result value	B	Analyte detected in the associated method blank
BRL	Below reporting limit	E	Estimated (value above quantitation range)	H	Holding times for preparation or analysis exceeded
J	Estimated value detected below Reporting Limit	N	Analyte not NELAC certified	R	RPD outside limits due to matrix
Rpt Lim	Reporting Limit	S	Spike Recovery outside limits due to matrix		

Client: AMEC Foster Wheeler
Project Name: BFEL Atlanta
Workorder: 1711992

ANALYTICAL QC SUMMARY REPORT

BatchID: R356804

Sample ID: **1711A86-001CMSD** Client ID:
SampleType: **MSD** TestCode: **ION SCAN SW9056A**
Units: **mg/L** Prep Date: Run No: **356804**
BatchID: **R356804** Analysis Date: **11/10/2017** Seq No: **7861074**

Analyte	Result	RPT Limit	SPK value	SPK Ref Val	%REC	Low Limit	High Limit	RPD Ref Val	%RPD	RPD Limit	Qual
Sulfate	24.09	1.0	25.00	1.063	92.1	90	110	24.19	0.384	20	

Qualifiers:

>	Greater than Result value	<	Less than Result value	B	Analyte detected in the associated method blank
BRL	Below reporting limit	E	Estimated (value above quantitation range)	H	Holding times for preparation or analysis exceeded
J	Estimated value detected below Reporting Limit	N	Analyte not NELAC certified	R	RPD outside limits due to matrix
Rpt Lim	Reporting Limit	S	Spike Recovery outside limits due to matrix		

Client: AMEC Foster Wheeler
Project Name: BFEL Atlanta
Workorder: 1711992

ANALYTICAL QC SUMMARY REPORT

BatchID: R357001

Sample ID: **MB-R357001**	Client ID:				Units: **mg/L**		Prep Date:		Run No: **357001**	
SampleType: **MBLK**	TestCode: **ION SCAN SW9056A**				BatchID: **R357001**		Analysis Date: **11/15/2017**		Seq No: **7866586**	
Analyte	Result	RPT Limit	SPK value	SPK Ref Val	%REC	Low Limit	High Limit	RPD Ref Val	%RPD	RPD Limit	Qual
Sulfate	BRL	1.0									

Sample ID: **LCS-R357001**	Client ID:				Units: **mg/L**		Prep Date:		Run No: **357001**	
SampleType: **LCS**	TestCode: **ION SCAN SW9056A**				BatchID: **R357001**		Analysis Date: **11/15/2017**		Seq No: **7866585**	
Analyte	Result	RPT Limit	SPK value	SPK Ref Val	%REC	Low Limit	High Limit	RPD Ref Val	%RPD	RPD Limit	Qual
Sulfate	25.95	1.0	25.00		104	90	110				

Sample ID: **1711B83-001DMS**	Client ID:				Units: **mg/L**		Prep Date:		Run No: **357001**	
SampleType: **MS**	TestCode: **ION SCAN SW9056A**				BatchID: **R357001**		Analysis Date: **11/15/2017**		Seq No: **7866588**	
Analyte	Result	RPT Limit	SPK value	SPK Ref Val	%REC	Low Limit	High Limit	RPD Ref Val	%RPD	RPD Limit	Qual
Sulfate	36.95	1.0	25.00	12.16	99.2	90	110				

Sample ID: **1711B83-001DMSD**	Client ID:				Units: **mg/L**		Prep Date:		Run No: **357001**	
SampleType: **MSD**	TestCode: **ION SCAN SW9056A**				BatchID: **R357001**		Analysis Date: **11/15/2017**		Seq No: **7866589**	
Analyte	Result	RPT Limit	SPK value	SPK Ref Val	%REC	Low Limit	High Limit	RPD Ref Val	%RPD	RPD Limit	Qual
Sulfate	36.84	1.0	25.00	12.16	98.7	90	110	36.95	0.274	20	

Qualifiers:

>	Greater than Result value	<	Less than Result value	B	Analyte detected in the associated method blank
BRL	Below reporting limit	E	Estimated (value above quantitation range)	H	Holding times for preparation or analysis exceeded
J	Estimated value detected below Reporting Limit	N	Analyte not NELAC certified	R	RPD outside limits due to matrix
Rpt Lim	Reporting Limit	S	Spike Recovery outside limits due to matrix		

FIELD SAMPLING FORMS

GROUNDWATER FIELD SAMPLING REPORT

PROJECT NO: 6122-08-0154

Amec Foster Wheeler Environment & Infrastructure, Inc
1075 BIG SHANTY ROAD SUITE 100 KENNESAW GA 30144
PHONE: (770) 421-3400 / FAX: (770) 421-3486

WELL ID: MW-1B DEPTH TO PRODUCT: _____ DATE: 10/31/17

PURGE METHOD: Low Flow/Low Stress :Pump TIME: 1442

SAMPLE METHOD: Pump per SESDPROC 301-R4 GRAB (x) COMPOSITE ( )

DUP./REP. OF: _____ DEPTH TO WATER: 25.40 (ft btoc) >>>>>>>>> DEPTH TO PUMP INTAKE OR TUBING INTAKE (ft btoc): 30.0

TOTAL DEPTH: 32.46 (ft btoc)

Arrived at: 1315 PURGE VOLUME: 7.06 X 0.163 = 1.15 X 3 (gals) = 3.45 WELL DIAMETER (inches): (circle one) 2-inch or 1-inch

Initial PID = NA

Purging PID = NA

TIME	VOL. PURGED (gal)	pH	TEMPERATURE (°C)	SPEC. COND. (mS/cm)	TURB. (NTU)	DO	ORP	Pump Rate ml/min. (& pump setting)	New Water Level
Initial: 1350	0	6.72	19.27	0.366	1.7	6.36	164	300 ( )	25.49
1400	0.75	6.14	20.54	0.347	0.7	2.75	177	300	25.52
1410	1.5	6.15	21.42	0.337	0.7	1.98	184	300	25.53
1420	2.25	6.16	22.27	0.327	0.4	1.53	189	300	25.54
1425	2.625	6.16	22.50	0.324	0.4	1.48	190	300	25.54
1430	3.0	6.16	22.89	0.321	1.0	1.37	192	300	25.54
1435	3.375	6.17	23.09	0.319	3.0	1.33	193	300	25.54
1440	3.75	6.16	23.35	0.317	0.0	1.35	194	300	25.54

COMMENTS:

CONTAINER SIZE/TYPE	NO.	PRESERVATIVE	ANALYTICAL METHOD	ANALYSIS
500 mL PL	1	Nitric acid	6020	Metals: Total Arsenic Lead Copper Zinc
500 mL PL	1	none	6020	Metals: DISSOLVED Arsenic Lead Copper Zinc
1 L GL Amber	2	none	8081A	Total organochlorine Pesticides
500 mL PL	1	none	9056	Nitrate and Sulfate
40 mL GL	12	HCL	8260	Site-Specific VOCs [See Sampling Scope of Work to confirm if well sampled for VOCs]

GENERAL INFORMATION			
WEATHER:	Clear, Temp 68°F		
SHIPPED VIA:	FedEX or lab courier		
SHIPPED TO:	AES -Atlanta, GA		
SAMPLER: Daniel Howard		OBSERVER:	

[0.163 x water column height (ft) x 3 (well volumes) for 2" wells]
[0.653 x water column height (ft) x 3 (well volumes) for 4" wells]

GROUNDWATER FIELD SAMPLING REPORT

PROJECT NO: 6122-08-0154

Amec Foster Wheeler Environment & Infrastructure, Inc
1075 BIG SHANTY ROAD SUITE 100 KENNESAW GA 30144
PHONE: (770) 421-3400 / FAX: (770) 421-3486

WELL ID: MW-22 DEPTH TO PRODUCT: _____ DATE: 11/1/17

PURGE METHOD: Low Flow/Low Stress :Pump TIME: 1606

SAMPLE METHOD: Pump per SESDPROC 301-R4 GRAB (x) COMPOSITE ( )

DUP./REP. OF: _____ DEPTH TO WATER: 19.96 (ft btoc) >>>>>>>>> DEPTH TO PUMP INTAKE OR TUBING INTAKE (ft btoc): 25

TOTAL DEPTH: 29.15 (ft btoc)

Arrived at: 1510 PURGE VOLUME: 9.19 X 0.163 = 1.5 X 3 (gals) = 4.5 WELL DIAMETER (inches): (circle one) (2-inch or) 1-inch

Initial PID = _____

Purging PID = _____

TIME	VOL. PURGED (gal)	pH	TEMPERATURE (°C)	SPEC. COND. (mS/cm)	TURB. (NTU)	DO	ORP	Pump Rate ml/min. (& pump setting)	New Water Level
Initial: 1520	0	3.99	20.12	0.712	18.3	7.54	331	400	20.35
1530	1.0	3.90	21.21	0.715	3.5	2.39	351	400	20.63
1540	2.0	3.93	21.35	0.705	1.1	0.90	368	400	20.65
1550	3.0	3.95	21.35	0.697	0.2	0.24	377	400	20.64
1555	3.5	3.94	21.36	0.696	0.0	0.21	378	400	20.64
1600	4.0	3.96	21.27	0.694	0.1	0.17	381	400	20.64
1605	4.5	3.95	21.24	0.691	0.0	0.14	384	400	20.64

COMMENTS:

CONTAINER SIZE/TYPE	NO.	PRESERVATIVE	ANALYTICAL METHOD	ANALYSIS
500 mL PL	1	Nitric acid	6020	Metals: Total Arsenic Lead Copper Zinc
500 mL PL	1	none	6020	Metals: DISSOLVED Arsenic Lead Copper Zinc
1 L GL Amber	2	none	8081A	Total organochlorine Pesticides
500 mL PL	1	none	9056	Nitrate and Sulfate
40 mL GL	Ø2	HCL	8260	Site-Specific VOCs [See Sampling Scope of Work to confirm if well sampled for VOCs]

GENERAL INFORMATION			
WEATHER:	Clear, Temp 70°F		
SHIPPED VIA:	FedEX or lab courier		
SHIPPED TO:	AES -Atlanta, GA		
SAMPLER: Daniel Howard		OBSERVER:	

[0.163 x water column height (ft) x 3 (well volumes) for 2" wells]
[0.653 x water column height (ft) x 3 (well volumes) for 4" wells]

GROUNDWATER FIELD SAMPLING REPORT

PROJECT NO: 6122-08-0154

Amec Foster Wheeler Environment & Infrastructure, Inc
1075 BIG SHANTY ROAD SUITE 100 KENNESAW GA 30144
PHONE: (770) 421-3400 / FAX: (770) 421-3486

WELL ID: MW-25 DEPTH TO PRODUCT:_____ DATE: 11-8-17

PURGE METHOD: Low Flow/Low Stress :Pump TIME:_____

SAMPLE METHOD: Pump per SESDPROC 301-R4 GRAB (x) COMPOSITE ( )

DUP./REP. OF:_____ DEPTH TO WATER: 29.20 (ft btoc) >>>>>>>>> DEPTH TO PUMP INTAKE OR TUBING INTAKE (ft btoc)

TOTAL DEPTH: 29.80 (ft btoc)

Arrived at: 1040 PURGE VOLUME:_____ (gals)

Initial PID = _____

Purging PID = _____

WELL DIAMETER (inches): (circle one)
(2-inch) or 1-inch

TIME	VOL. PURGED (gal)	pH	TEMPERATURE (°C)	SPEC. COND. (mS/cm)	TURB. (NTU)	DO	ORP	Pump Rate ml/min. (& pump setting)	New Water Level
Initial: 1103	.25	5.15	20.22	0.441	417	4.60	177	100 ( )	29.60
1107	well purged		Dry					50	
1134	Check water level, well remains dry								29.75

COMMENTS: NO sample collected at this location due to lack of water

CONTAINER SIZE/TYPE	NO.	PRESERVATIVE	ANALYTICAL METHOD	ANALYSIS
~~500 mL PL~~	~~1~~	~~Nitric acid~~	~~6020~~	Metals: Total Arsenic Lead Copper Zinc
~~500 mL PL~~	~~1~~	~~none~~	~~6020~~	Metals: DISSOLVED Arsenic Lead Copper Zinc
~~1 L GL Amber~~	~~2~~	~~none~~	~~8081A~~	~~Total organochlorine Pesticides~~
~~500 mL PL~~	~~1~~	~~none~~	~~9056~~	Nitrate and Sulfate
~~40 mL GL~~	~~3~~	~~HCL~~	~~8260~~	~~Site-Specific VOCs [See Sampling Scope of Work to confirm if well sampled for VOCs]~~

GENERAL INFORMATION		
WEATHER:	Cloudy cool	
SHIPPED VIA:	FedEX or lab courier	
SHIPPED TO:	AES -Atlanta, GA	
SAMPLER: Mark Andrews		OBSERVER:

[0.163 x water column height (ft) x 3 (well volumes) for 2" wells]
[0.653 x water column height (ft) x 3 (well volumes) for 4" wells]

GROUNDWATER FIELD SAMPLING REPORT

PROJECT NO: 6122-08-0154

Amec Foster Wheeler Environment & Infrastructure, Inc
1075 BIG SHANTY ROAD SUITE 100 KENNESAW GA 30144
PHONE: (770) 421-3400 / FAX: (770) 421-3486

WELL ID: MW-26 DEPTH TO PRODUCT: _____ DATE: 11/1/17

PURGE METHOD: Low Flow/Low Stress :Pump TIME: 1432

SAMPLE METHOD: Pump per SESDPROC 301-R4 GRAB (x) COMPOSITE ( )

DUP./REP. OF: _____ DEPTH TO WATER: 11.86 (ft btoc) >>>>>>>>> DEPTH TO PUMP INTAKE OR TUBING INTAKE (ft btoc): 18

TOTAL DEPTH: 21.26 (ft btoc)

Arrived at: 1310 PURGE VOLUME: 9.4 x 0.163 = 1.5 x 3 (gals) = 4.5 gal WELL DIAMETER (inches): (circle one) (2-inch) or 1-inch

Initial PID = _____

Purging PID = _____

TIME	VOL. PURGED (gal)	pH	TEMPERATURE (°C)	SPEC. COND. (mS/cm)	TURB. (NTU)	DO	ORP	Pump Rate ml/min. (& pump setting)	New Water Level
Initial: 1330	0	4.78	21.69	0.642	17.6	3.30	308	300 ( )	12.12
1340	0.75	4.80	21.37	0.610	8.4	1.44	337	300	12.16
1350	1.5	4.84	21.39	0.585	5.5	0.92	336	300	12.16
1400	2.25	4.88	21.42	0.555	4.1	0.02	330	300	12.17
1410	3.0	4.89	21.46	0.536	2.1	0.0	323	300	12.19
1420	3.75	4.91	21.47	0.533	1.6	0.0	322	300	12.19
1425	4.125	4.91	21.49	0.529	2.4	0.0	321	300	12.20
1430	4.5	4.92	21.51	0.527	1.3	0.0	320	300	12.20

COMMENTS:

CONTAINER SIZE/TYPE	NO.	PRESERVATIVE	ANALYTICAL METHOD	ANALYSIS
500 mL PL	1	Nitric acid	6020	Metals: Total Arsenic Lead Copper Zinc
500 mL PL	1	none	6020	Metals: DISSOLVED Arsenic Lead Copper Zinc
1 L GL Amber	2	none	8081A	Total organochlorine Pesticides
500 mL PL	1	none	9056	Nitrate and Sulfate
40 mL GL	12	HCL	8260	Site-Specific VOCs [See Sampling Scope of Work to confirm if well sampled for VOCs]

GENERAL INFORMATION			
WEATHER:	Clear, Temp 65°F		
SHIPPED VIA:	FedEX or lab courier		
SHIPPED TO:	AES -Atlanta, GA		
SAMPLER: Daniel Howard		OBSERVER:	

[0.163 x water column height (ft) x 3 (well volumes) for 2" wells]
[0.653 x water column height (ft) x 3 (well volumes) for 4" wells]

GROUNDWATER FIELD SAMPLING REPORT

PROJECT NO: 6122-08-0154

Amec Foster Wheeler Environment & Infrastructure, Inc
1075 BIG SHANTY ROAD SUITE 100 KENNESAW GA 30144
PHONE: (770) 421-3400 / FAX: (770) 421-3486

WELL ID: MW-101 DEPTH TO PRODUCT: _____ DATE: 11/1/17

PURGE METHOD: Low Flow/Low Stress :Pump TIME: 1302

SAMPLE METHOD: Pump per SESDPROC 301-R4 GRAB (x) COMPOSITE ( )

DUP./REP. OF: _____ DEPTH TO WATER: 16.86 (ft btoc) >>>>>>>>> DEPTH TO PUMP INTAKE OR TUBING INTAKE (ft btoc): 21

TOTAL DEPTH: 27.7 (ft btoc)

Arrived at: 1110 PURGE VOLUME: 10.84 X 0.163 = 1.8 X 3 WELL DIAMETER (inches): (circle one)

Initial PID = NA (gals) = 5.4 gal (2-inch) or 1-inch

Purging PID = NA

TIME	VOL. PURGED (gal)	pH	TEMPERATURE (°C)	SPEC. COND. (mS/cm)	TURB. (NTU)	DO	ORP	Pump Rate ml/min. (& pump setting)	New Water Level
Initial: 1130	0	4.69	19.22	0.526	2.2	1.44	287	250 ( )	17.28
1140	0.6	4.76	19.95	0.517	0.9	0.94	307	250	17.37
1150	1.2	4.74	20.07	0.509	0.4	0.73	321	250	17.40
1200	1.8	4.73	20.13	0.504	0.3	0.46	328	250	17.40
1210	2.4	4.71	20.21	0.499	0.0	0.35	337	250	17.40
1220	3.0	4.71	20.37	0.495	0.0	0.29	343	250	17.42
1230	3.6	4.70	20.52	0.491	0.0	0.26	346	250	17.45
1240	4.2	4.70	20.72	0.487	0.0	0.23	351	250	17.47
1250	4.8	4.71	20.91	0.485	0.0	0.22	354	250	17.47
1255	5.1	4.71	20.98	0.484	0.0	0.21	356	250	17.47
1300	5.4	4.71	20.99	0.484	0.0	0.21	356	250	17.47

COMMENTS:

CONTAINER SIZE/TYPE	NO.	PRESERVATIVE	ANALYTICAL METHOD	ANALYSIS
500 mL PL	1	Nitric acid	6020	Metals: Total Arsenic Lead Copper Zinc
500 mL PL	1	none	6020	Metals: DISSOLVED Arsenic Lead Copper Zinc
1 L GL Amber	2	none	8081A	Total organochlorine Pesticides
500 mL PL	1	none	9056	Nitrate and Sulfate
40 mL GL	12	HCL	8260	Site-Specific VOCs [See Sampling Scope of Work to confirm if well sampled for VOCs]

GENERAL INFORMATION		
WEATHER:	Clear, Temp 60°F	
SHIPPED VIA:	FedEX or lab courier	
SHIPPED TO:	AES -Atlanta, GA	
SAMPLER: Daniel Howard	OBSERVER:	

[0.163 x water column height (ft) x 3 (well volumes) for 2" wells]
[0.653 x water column height (ft) x 3 (well volumes) for 4" wells]

GROUNDWATER FIELD SAMPLING REPORT

PROJECT NO: 6122-08-0154

Amec Foster Wheeler Environment & Infrastructure, Inc
1075 BIG SHANTY ROAD SUITE 100 KENNESAW GA 30144
PHONE: (770) 421-3400 / FAX: (770) 421-3486

WELL ID: MW-102 DEPTH TO PRODUCT: — DATE: 10-31-17

PURGE METHOD: Low Flow/Low Stress :Pump TIME: 1510

SAMPLE METHOD: Pump per SESDPROC 301-R4 GRAB (x) COMPOSITE ( )

DUP./REP. OF: _____ DEPTH TO WATER: 24.58 (ft btoc) >>>>>>>>> DEPTH TO PUMP INTAKE OR TUBING INTAKE (ft btoc): 31.0'

TOTAL DEPTH: 33.26 (ft btoc)

Arrived at: _____ PURGE VOLUME: _____ WELL DIAMETER (inches): (circle one)

Initial PID = _____ (gals) (2)-inch or 1-inch

Purging PID = _____

TIME	VOL. PURGED (gal)	pH	TEMPERATURE (°C)	SPEC. COND. (mS/cm)	TURB. (NTU)	DO	ORP	Pump Rate ml/min. (& pump setting)	New Water Level
Initial: 1415	0.25	4.93	20.88	0.212	58.4	1.93	236	200 ( )	24.73
1420	0.5	5.05	21.65	0.205	130.0	1.89	242	200	24.73
1425	0.75	5.13	21.78	0.194	112.0	0.77	236	200	24.73
1430	1.0	5.19	21.87	0.193	81.3	0.51	235	200	24.73
1435	1.25	5.21	22.16	0.194	60.1	0.54	229	200	24.73
1440	1.5	5.24	22.30	0.194	37.6	0.60	226	200	24.73
1445	1.75	5.33	22.80	0.193	23.4	0.76	222	200	24.73
1450	2.0	5.33	22.83	0.193	12.3	0.74	218	200	24.73
1455	2.25	5.33	22.86	0.193	8.61	0.79	199	200	24.73
1500	2.5	5.33	22.80	0.193	4.12	0.84	198	200	24.73
1505	2.75	5.34	22.78	0.193	1.37	0.85	196	200	24.73
1510	Collect Sample								

COMMENTS:

CONTAINER SIZE/TYPE	NO.	PRESERVATIVE	ANALYTICAL METHOD	ANALYSIS
500 mL PL	1	Nitric acid	6020	Metals: Total Arsenic Lead Copper Zinc
500 mL PL	1	none	6020	Metals: DISSOLVED Arsenic Lead Copper Zinc
1 L GL Amber	2	none	8081A	Total organochlorine Pesticides
500 mL PL	1	none	9056	Nitrate and Sulfate
40 mL GL	3/2	HCL	8260	Site-Specific VOCs [See Sampling Scope of Work to confirm if well sampled for VOCs]

GENERAL INFORMATION			
WEATHER:	Cool-Clear-Humid		
SHIPPED VIA:	FedEX or lab courier		
SHIPPED TO:	AES -Atlanta, GA		
SAMPLER:	EVER GUILLEN	OBSERVER:	

[0.163 x water column height (ft) x 3 (well volumes) for 2" wells]
[0.653 x water column height (ft) x 3 (well volumes) for 4" wells]

GROUNDWATER FIELD SAMPLING REPORT

PROJECT NO: 6122-08-0154

Amec Foster Wheeler Environment & Infrastructure, Inc
1075 BIG SHANTY ROAD SUITE 100 KENNESAW GA 30144
PHONE: (770) 421-3400 / FAX: (770) 421-3486

WELL ID: MW-104A DEPTH TO PRODUCT: _____ DATE: 11-2-17

PURGE METHOD: Low Flow/Low Stress :Pump TIME: 1530

SAMPLE METHOD: Pump per SESDPROC 301-R4 GRAB (x) COMPOSITE ( )

DUP./REP. OF: [redacted] DEPTH TO WATER: 14.33 (ft btoc)

TOTAL DEPTH: 39.68 (ft btoc)

DEPTH TO PUMP INTAKE OR TUBING INTAKE (ft btoc) >>>>>>>>> 37.0'

Arrived at: _____ PURGE VOLUME: 12.93 (gals) 25.25 x .17 = 4.31 x 3 = 12.93

Initial PID = _____

Purging PID = _____

WELL DIAMETER (inches): (circle one) (2-inch or) 1-inch

TIME	VOL. PURGED (gal)	pH	TEMPERATURE (°C)	SPEC. COND. (mS/cm)	TURB. (NTU)	DO	ORP	Pump Rate ml/min. (& pump setting)	New Water Level
Initial: 1317	0.25	6.52	23.08	0.749	975	0.0	-66	400 ( )	16.39
1325	1.0	6.51	22.57	0.714	439	0.0	-69	400	16.39
1335	2.0	6.50	22.67	0.716	320	0.0	-71	400	16.39
1355	4.0	6.45	22.90	0.741	96.0	0.0	-73	400	16.42
1415	6.0	6.44	22.86	0.740	69.1	0.0	-72	400	16.42
1435	8.0	6.44	22.88	0.736	26.6	0.0	-73	400	16.43
1455	10.0	6.45	22.81	0.733	18.3	0.0	-75	400	16.43
1505	11.0	6.55	22.87	0.737	16.5	0.0	-81	400	16.44
1515	12.0	6.52	22.80	0.732	10.7	0.0	-81	400	16.44
1525	13.0	6.53	22.85	0.730	6.44	0.0	-82	400	16.45
1530	collect	sample							

COMMENTS:

CONTAINER SIZE/TYPE	NO.	PRESERVATIVE	ANALYTICAL METHOD	ANALYSIS
500 mL PL	1	Nitric acid	6020	Metals: Total Arsenic Lead Copper Zinc
500 mL PL	1	none	6020	Metals: DISSOLVED Arsenic Lead Copper Zinc
1 L GL Amber	2	none	8081A	Total organochlorine Pesticides
500 mL PL	1	none	9056	Nitrate and Sulfate
40 mL GL	3	HCL	8260	Site-Specific VOCs [See Sampling Scope of Work to confirm if well sampled for VOCs]

GENERAL INFORMATION		
WEATHER:	Cool - Humid - Cloudy	
SHIPPED VIA:	FedEX or lab courier	
SHIPPED TO:	AES -Atlanta, GA	
SAMPLER: Ever Guillen	OBSERVER:	

[0.163 x water column height (ft) x 3 (well volumes) for 2" wells]
[0.653 x water column height (ft) x 3 (well volumes) for 4" wells]

GROUNDWATER FIELD SAMPLING REPORT

PROJECT NO: 6122-08-0154

Amec Foster Wheeler Environment & Infrastructure, Inc
1075 BIG SHANTY ROAD SUITE 100 KENNESAW GA 30144
PHONE: (770) 421-3400 / FAX: (770) 421-3486

WELL ID: MW-104D DEPTH TO PRODUCT: _____ DATE: 11-2-17

PURGE METHOD: Low Flow/Low Stress :Pump TIME: 1615

SAMPLE METHOD: Pump per SESDPROC 301-R4 GRAB (x) COMPOSITE ( )

DUP./REP. OF: DUP-1 @ 1200 (VOC's ONLY) DEPTH TO WATER: 15.42 (ft btoc)

TOTAL DEPTH: 82.83 (ft btoc) 67.41 x .17 = 11.46 x 3 = 34.38

DEPTH TO PUMP INTAKE OR TUBING INTAKE (ft btoc) >>>>>>>>> 80.0'

Arrived at: _____ PURGE VOLUME: 34.38 (gals)

Initial PID = _____

Purging PID = _____

WELL DIAMETER (inches): (circle one)
2-inch or 1-inch

TIME	VOL. PURGED (gal)	pH	TEMPERATURE (°C)	SPEC. COND. (mS/cm)	TURB. (NTU)	DO	ORP	Pump Rate ml/min. (& pump setting)	New Water Level
Initial: 1025	0.25	6.29	22.93	2.93	25.9	1.37	14.0	200 ( )	15.97
1040	1.0	6.26	21.98	2.86	15.7	0.02	-38.0	200	22.66
1056	3.0	6.09	22.77	2.74	23.6	0.0	-26.0	500	30.12
1112	5.0	6.07	22.19	2.75	14.6	0.0	-29.0	500	37.93
1128	7.0	6.05	21.97	2.78	20.7	0.0	-23.0	500	45.31
1144	9.0	6.18	22.48	2.80	25.3	0.0	-26.0	500	54.67
1200	11.0	6.34	22.86	2.77	28.5	0.0	-21.3	500	68.34
1216	13.0	6.37	22.62	2.79	17.3	0.0	-33.0	500	79.83
1220	13.5	DRY — WILL allow Well To recover Before SAMPLING							
1610	Well recovered to 56.72'								56.72
1615	Collect Sample -								

COMMENTS: PURGE WATER HAS STRONG SOLVENT ODOR

CONTAINER SIZE/TYPE	NO.	PRESERVATIVE	ANALYTICAL METHOD	ANALYSIS
500 mL PL	1	Nitric acid	6020	Metals: Total Arsenic Lead Copper Zinc
500 mL PL	1	none	6020	Metals: DISSOLVED Arsenic Lead Copper Zinc
1 L GL Amber	2	none	8081A	Total organochlorine Pesticides
500 mL PL	1	none	9056	Nitrate and Sulfate
40 mL GL	3/2	HCL	8260	Site-Specific VOCs [See Sampling Scope of Work to confirm if well sampled for VOCs]
40 mL GL	2	HCL	8260	DUP-1 @ 1200 VOC's ONLY

GENERAL INFORMATION			
WEATHER:	COOL - HUMID - CLOUDY		
SHIPPED VIA:	FedEX or lab courier		
SHIPPED TO:	AES -Atlanta, GA		
SAMPLER: EVER GUILLEN		OBSERVER:	

[0.163 x water column height (ft) x 3 (well volumes) for 2" wells]
[0.653 x water column height (ft) x 3 (well volumes) for 4" wells]

GROUNDWATER FIELD SAMPLING REPORT

PROJECT NO: 6122-08-0154

Amec Foster Wheeler Environment & Infrastructure, Inc
1075 BIG SHANTY ROAD SUITE 100 KENNESAW GA 30144
PHONE: (770) 421-3400 / FAX: (770) 421-3486

WELL ID: MW-105 DEPTH TO PRODUCT: _____ DATE: 11-3-17

PURGE METHOD: Low Flow/Low Stress :Pump TIME: 1210

SAMPLE METHOD: Pump per SESDPROC 301-R4 GRAB (x) COMPOSITE ( )

DUP./REP. OF: _____ DEPTH TO WATER: 14.75 (ft btoc) >>>>>>>>> DEPTH TO PUMP INTAKE OR TUBING INTAKE (ft btoc): 26.0'

TOTAL DEPTH: 27.28 (ft btoc) 12.53 x .17 = 2.13 x 3 = 6.39

Arrived at: _____ PURGE VOLUME: 6.39 (gals) WELL DIAMETER (inches): (circle one)

Initial PID = _____ 2-inch or 1-inch

Purging PID = _____

TIME	VOL. PURGED (gal)	pH	TEMPERATURE (°C)	SPEC. COND. (mS/cm)	TURB. (NTU)	DO	ORP	Pump Rate ml/min. (& pump setting)	New Water Level
Initial: 1030	0.25	5.35	24.27	0.558	1000	1.16	193.0	200 ( )	15.21
1045	1.0	5.45	23.84	0.533	917	0.86	159.0	200	16.03
1055	2.0	5.55	24.04	0.502	790	0.0	151.0	400	16.91
1105	3.0	5.70	24.32	0.479	290	0.0	147.0	400	17.94
1115	4.0	5.73	24.86	0.474	86.2	0.0	155.0	400	18.92
1125	5.0	5.72	25.22	0.488	54.9	0.0	162.0	400	19.83
1130	5.5	5.68	24.65	0.501	159.6	0.0	166.0	400	20.19
1135	6.0	5.69	24.83	0.496	147.2	0.0	170.0	400	20.58
1140	6.5	5.69	24.72	0.494	151.0	0.0	170.0	400	20.90
1145	- TURBIDITY HIGH - WILL ALLOW SEDIMENT TO SETTLE BEFORE SAMPLING								
1210	COLLECT		SAMPLE						

COMMENTS: HIGH TURBIDITY & NOT HOLDING LOW FLOW RATE - WILL PURGE 3.0 Well Volumes — TURBIDITY = 14.7 @ Sampling

CONTAINER SIZE/TYPE	NO.	PRESERVATIVE	ANALYTICAL METHOD	ANALYSIS
500 mL PL	1	Nitric acid	6020	Metals: Total Arsenic Lead Copper Zinc
500 mL PL	1	none	6020	Metals: DISSOLVED Arsenic Lead Copper Zinc
1 L GL Amber	2	none	8081A	Total organochlorine Pesticides
500 mL PL	1	none	9056	Nitrate and Sulfate
~~40 mL GL~~	~~3~~	~~HCL~~	~~8260~~	~~Site-Specific VOCs [See Sampling Scope of Work to confirm if well sampled for VOCs].~~ NO VOCS

GENERAL INFORMATION			
WEATHER:	Warm - HUMID - Clear		
SHIPPED VIA:	FedEX or lab courier		
SHIPPED TO:	AES -Atlanta, GA		
SAMPLER:	EVER GREEN	OBSERVER:	

[0.163 x water column height (ft) x 3 (well volumes) for 2" wells]
[0.653 x water column height (ft) x 3 (well volumes) for 4" wells]

GROUNDWATER FIELD SAMPLING REPORT

PROJECT NO: 6122-08-0154

Amec Foster Wheeler Environment & Infrastructure, Inc
1075 BIG SHANTY ROAD SUITE 100 KENNESAW GA 30144
PHONE: (770) 421-3400 / FAX: (770) 421-3486

WELL ID: MW-106D DEPTH TO PRODUCT: _____ DATE: 11/6/17

PURGE METHOD: Low Flow/Low Stress :Pump TIME: 1453

SAMPLE METHOD: Pump per SESDPROC 301-R4 GRAB (x) COMPOSITE ( )

DUP./REP. OF: _____ DEPTH TO WATER: 34.47 (ft btoc) >>>>>>>>> DEPTH TO PUMP INTAKE OR TUBING INTAKE (ft btoc): 62

TOTAL DEPTH: 72.9 (ft btoc)

Arrived at: 1110 PURGE VOLUME: 38.43 X 0.163 = 6.3 X 3 (gals) = 18.9 WELL DIAMETER (inches): (circle one) (2-inch) or 1-inch

Initial PID = _____

Purging PID = _____

TIME	VOL. PURGED (gal)	pH	TEMPERATURE (°C)	SPEC. COND. (mS/cm)	TURB. (NTU)	DO	ORP	Pump Rate ml/min. (& pump setting)	New Water Level
Initial: ~~1205~~	0	6.08	23.69	0.825	0.0	4.42	163	400 ( )	
~~1290~~	2.5	6.13	24.33	0.804	0.0	0.82	153	300	
1300	5.0	6.14	24.42	0.779	0.0	0.40	152	400	
1320	7.5	6.17	24.44	0.761	0.0	0.33	149	500	
1340	10	6.15	24.37	0.760	0.0	0.0	149	500	
~~19~~00	12.5	6.14	25.27	0.768	0.0	0.0	145	500	
1420	15	6.14	24.77	0.774	0.0	0.0	144	500	
1430	16.25	6.12	24.82	0.774	0.0	0.0	142	500	
1440	17.5	6.12	24.89	0.782	0.0	0.0	143	500	
1452	18.90	6.15	24.92	0.785	0.0	0.0	144	500	
~~1455~~ DTW									

COMMENTS: Water level meter stopped working. I will pickup a replacement later today

CONTAINER SIZE/TYPE	NO.	PRESERVATIVE	ANALYTICAL METHOD	ANALYSIS
500 mL PL	1	Nitric acid	6020	Metals: Total Arsenic Lead Copper Zinc
500 mL PL	1	none	6020	Metals: DISSOLVED Arsenic Lead Copper Zinc
1 L GL Amber	2	none	8081A	Total organochlorine Pesticides
500 mL PL	1	none	9056	Nitrate and Sulfate
40 mL GL	2	HCL	8260	Site-Specific VOCs [See Sampling Scope of Work to confirm if well sampled for VOCs]

GENERAL INFORMATION			
WEATHER:	Clear, Temp 70°F		
SHIPPED VIA:	FedEX or lab courier		
SHIPPED TO:	AES -Atlanta, GA		
SAMPLER: Daniel Howard		OBSERVER:	

[0.163 x water column height (ft) x 3 (well volumes) for 2" wells]
[0.653 x water column height (ft) x 3 (well volumes) for 4" wells]

GROUNDWATER FIELD SAMPLING REPORT

PROJECT NO: 6122-08-0154

Amec Foster Wheeler Environment & Infrastructure, Inc
1075 BIG SHANTY ROAD SUITE 100 KENNESAW GA 30144
PHONE: (770) 421-3400 / FAX: (770) 421-3486

WELL ID: MW-107D DEPTH TO PRODUCT: _____ DATE: 11-3-17

PURGE METHOD: Low Flow/Low Stress :Pump TIME: 1520

SAMPLE METHOD: Pump per SESDPROC 301-R4 GRAB (x) COMPOSITE ( )

DUP./REP. OF: _____ DEPTH TO WATER: 22.64 (ft btoc)

TOTAL DEPTH: 50.08 (ft btoc)

>>>>>>>>> DEPTH TO PUMP INTAKE OR TUBING INTAKE (ft btoc): 47.0'

27.44 x .17 = 4.66 x 3 = 13.99

Arrived at: _____ PURGE VOLUME: 13.99 (gals)

Initial PID = _____

Purging PID = _____

WELL DIAMETER (inches): (circle one)
(2-inch) or 1-inch

TIME	VOL. PURGED (gal)	pH	TEMPERATURE (°C)	SPEC. COND. (mS/cm)	TURB. (NTU)	DO	ORP	Pump Rate ml/min. (& pump setting)	New Water Level
Initial: 1320	0.5	5.84	23.13	0.323	766	8.41	163	200 ( )	23.79
1330	1.0	5.84	22.02	0.321	348	4.85	167	200	24.61
1346	3.0	5.83	22.86	0.322	108	3.75	169	500	25.98
1402	5.0	5.81	22.80	0.323	76.3	3.02	172	500	27.79
1418	7.0	5.77	22.31	0.322	58.1	1.97	187	500	29.66
1434	9.0	5.79	22.16	0.322	23.6	1.88	188	500	31.57
1450	11.0	5.78	22.23	0.323	12.4	1.85	190	500	31.89
1458	12.0	5.78	22.46	0.324	0.0	1.80	189	500	32.13
1506	13.0	5.78	22.68	0.323	0.0	1.76	193	500	32.17
1514	14.0	5.79	22.44	0.323	0.0			500	32.19
1520	Collect	Sample							

COMMENTS:

CONTAINER SIZE/TYPE	NO.	PRESERVATIVE	ANALYTICAL METHOD	ANALYSIS
500 mL PL	1	Nitric acid	6020	Metals: Total Arsenic Lead Copper Zinc
500 mL PL	1	none	6020	Metals: DISSOLVED Arsenic Lead Copper Zinc
1 L GL Amber	2	none	8081A	Total organochlorine Pesticides
500 mL PL	1	none	9056	Nitrate and Sulfate
40 mL GL	3 2	HCL	8260	Site-Specific VOCs [See Sampling Scope of Work to confirm if well sampled for VOCs]

GENERAL INFORMATION			
WEATHER:	WARM - CLEAR - HUMID		
SHIPPED VIA:	FedEX or lab courier		
SHIPPED TO:	AES -Atlanta, GA		
SAMPLER: EVER GUILLEN		OBSERVER:	

[0.163 x water column height (ft) x 3 (well volumes) for 2" wells]
[0.653 x water column height (ft) x 3 (well volumes) for 4" wells]

GROUNDWATER FIELD SAMPLING REPORT

PROJECT NO: 6122-08-0154

Amec Foster Wheeler Environment & Infrastructure, Inc
1075 BIG SHANTY ROAD SUITE 100 KENNESAW GA 30144
PHONE: (770) 421-3400 / FAX: (770) 421-3486

WELL ID: MW-108 DEPTH TO PRODUCT: _____ DATE: 11/2/17

PURGE METHOD: Low Flow/Low Stress :Pump TIME: 1211

SAMPLE METHOD: Pump per SESDPROC 301-R4 GRAB (x) COMPOSITE ( )

DUP./REP. OF: _____ DEPTH TO WATER: 21.75 (ft btoc) >>>>>>>>> DEPTH TO PUMP INTAKE OR TUBING INTAKE (ft btoc): 30

TOTAL DEPTH: 35.7 (ft btoc)

Arrived at: 1015 PURGE VOLUME: 13.95 x 0.163 = 2.3 x 3 (gals) 6.9 gal WELL DIAMETER (inches): (circle one) (2-inch) or 1-inch

Initial PID = _____

Purging PID = _____

TIME	VOL. PURGED (gal)	pH	TEMPERATURE (°C)	SPEC. COND. (mS/cm)	TURB. (NTU)	DO	ORP	Pump Rate ml/min. (& pump setting)	New Water Level
Initial: 1050	0	4.83	19.36	0.515	146	6.42	273	300 ( )	22.02
1100	0.75	5.02	20.79	0.511	68.3	1.83	242	300	22.03
1110	1.5	4.97	21.76	0.500	62.5	0.89	221	300	21.97
1120	2.25	5.04	21.85	0.499	57.0	1.31	213	300	22.29
1130	3.0	5.14	20.60	0.507	31.2	0.86	213	300	22.28
1140	4.0	5.18	20.26	0.510	3.6	0.42	211	400	22.29
1150	5.0	5.20	20.27	0.511	2.9	0.37	210	400	22.29
1200	6.0	5.20	20.25	0.511	1.5	0.33	210	400	22.30
1205	6.5	5.24	20.25	0.512	1.6	0.31	208	400	22.28
1210	7.0	5.23	20.29	0.514	1.0	0.29	208	400	22.28

COMMENTS:

CONTAINER SIZE/TYPE	NO.	PRESERVATIVE	ANALYTICAL METHOD	ANALYSIS
500 mL PL	1	Nitric acid	6020	Metals: Total Arsenic Lead Copper Zinc
500 mL PL	1	none	6020	Metals: DISSOLVED Arsenic Lead Copper Zinc
1 L GL Amber	2	none	8081A	Total organochlorine Pesticides
500 mL PL	1	none	9056	Nitrate and Sulfate
40 mL GL	12	HCL	8260	Site-Specific VOCs [See Sampling Scope of Work to confirm if well sampled for VOCs]

GENERAL INFORMATION			
WEATHER:	Clear, Temp 70°F		
SHIPPED VIA:	FedEX or lab courier		
SHIPPED TO:	AES -Atlanta, GA		
SAMPLER: Daniel Howard		OBSERVER:	

[0.163 x water column height (ft) x 3 (well volumes) for 2" wells]
[0.653 x water column height (ft) x 3 (well volumes) for 4" wells]

GROUNDWATER FIELD SAMPLING REPORT

PROJECT NO: 6122-08-0154

Amec Foster Wheeler Environment & Infrastructure, Inc
1075 BIG SHANTY ROAD SUITE 100 KENNESAW GA 30144
PHONE: (770) 421-3400 / FAX: (770) 421-3486

WELL ID: MW-109 DEPTH TO PRODUCT: _____ DATE: 11/7/17

PURGE METHOD: Low Flow/Low Stress :Pump TIME: 1536

SAMPLE METHOD: Pump per SESDPROC 301-R4 GRAB (x) COMPOSITE ( )

(1200) DUP./REP. OF: DUP-4 DEPTH TO WATER: 16.68 (ft btoc)

TOTAL DEPTH: 33.5 (ft btoc) >>>>>>>>> DEPTH TO PUMP INTAKE OR TUBING INTAKE (ft btoc): 28.5

1400
Arrived at: ~~1350~~ 0H PURGE VOLUME: 16.82 x 0.163 = 2.7 x 3 = 8.1 (gals)

Initial PID = _____

Purging PID = _____

WELL DIAMETER (inches): (circle one) (2-inch) or 1-inch

TIME	VOL. PURGED (gal)	pH	TEMPERATURE (°C)	SPEC. COND. (mS/cm)	TURB. (NTU)	DO	ORP	Pump Rate ml/min. (& pump setting)	New Water Level
Initial: 1440	0	4.72	23.38	2.45	0.0	7.20	206	600 ( )	16.85
1450	1.5	4.69	23.36	2.50	0.0	4.31	199	600	16.87
1500	3.0	4.70	23.53	2.51	0.0	3.38	193	600	16.88
1510	4.5	4.71	23.28	2.51	0.0	2.59	187	600	16.92
1520	6.0	4.72	23.41	2.54	0.0	1.83	180	600	16.96
1525	6.75	4.71	23.19	2.54	0.6	1.70	179	600	16.96
1530	7.5	4.70	23.26	2.55	1.9	1.53	178	600	16.96
1535	8.25	4.69	23.36	2.55	3.2	1.57	176	600	16.96

COMMENTS: Collected DUP-4 for Tot & Diss metals (Time 1200)

CONTAINER SIZE/TYPE	NO.	PRESERVATIVE	ANALYTICAL METHOD	ANALYSIS
500 mL PL	1	Nitric acid	6020	Metals: Total Arsenic Lead Copper Zinc
500 mL PL	1	none	6020	Metals: DISSOLVED Arsenic Lead Copper Zinc
1 L GL Amber	2	none	8081A	Total organochlorine Pesticides
500 mL PL	1	none	9056	Nitrate and Sulfate
40 mL GL	12	HCL	8260	Site-Specific VOCs [See Sampling Scope of Work to confirm if well sampled for VOCs]

GENERAL INFORMATION		
WEATHER:	Overcast, Temp 75°F	
SHIPPED VIA:	FedEX or lab courier	
SHIPPED TO:	AES -Atlanta, GA	
SAMPLER: Daniel Howard		OBSERVER:

[0.163 x water column height (ft) x 3 (well volumes) for 2" wells]
[0.653 x water column height (ft) x 3 (well volumes) for 4" wells]

GROUNDWATER FIELD SAMPLING REPORT

PROJECT NO: 6122-08-0154

Amec Foster Wheeler Environment & Infrastructure, Inc
1075 BIG SHANTY ROAD SUITE 100 KENNESAW GA 30144
PHONE: (770) 421-3400 / FAX: (770) 421-3486

WELL ID: MW-110 DEPTH TO PRODUCT: _____ DATE: 11/2/17

PURGE METHOD: Low Flow/Low Stress :Pump TIME: 1621

SAMPLE METHOD: Pump per SESDPROC 301-R4 GRAB (x) COMPOSITE ( )

DUP./REP. OF: _____ DEPTH TO WATER: 30.63 (ft btoc) >>>>>>>>> DEPTH TO PUMP INTAKE OR TUBING INTAKE (ft btoc): 69

TOTAL DEPTH: 78.9 (ft btoc)

Arrived at: 1340 PURGE VOLUME: 48.27x0.163=7.9x3 (gals) = 23.7 gal WELL DIAMETER (inches): (circle one) (2-inch) or 1-inch

Initial PID = _____

Purging PID = _____

TIME	VOL. PURGED (gal)	pH	TEMPERATURE (°C)	SPEC. COND. (mS/cm)	TURB. (NTU)	DO	ORP	Pump Rate ml/min. (& pump setting)	New Water Level
Initial: 1400	0.5	5.22	20.18	0.637	8.0	4.68	230	500 ( )	34.59
1410	1.75	5.17	21.02	0.644	4.4	1.67	215	500	34.65
1420	3.25	5.19	21.35	0.647	2.0	0.48	196	600	34.67
1430	4.75	5.19	21.33	0.647	1.8	0.37	193	600	34.64
1440	6.25	5.19	21.42	0.647	1.9	0.27	189	600	34.65
1450	7.75	5.20	21.43	0.647	2.5	0.18	185	600	34.88
1510	10.75	5.19	21.52	0.647	0.6	0.12	180	600	34.92
1530	14.75	5.19	21.49	0.648	0.0	0.0	178	800	34.98
1550	18.00	5.18	21.52	0.648	0.0	0.0	176	800	35.01
1600	20.0	5.18	21.53	0.648	0.0	0.0	174	800	35.00
1605	21.0	5.18	21.53	0.648	0.0	0.0	174	800	34.96
1610	22.0	5.18	21.56	0.649	0.0	0.0	172	800	35.01
1615	23.0	5.18	21.57	0.648	0.0	0.0	172	800	35.02
1620	24.0	5.18	21.57	0.649	0.0	0.0	172	800	35.02

COMMENTS:

CONTAINER SIZE/TYPE	NO.	PRESERVATIVE	ANALYTICAL METHOD	ANALYSIS
500 mL PL	1	Nitric acid	6020	Metals: Total Arsenic Lead Copper Zinc
500 mL PL	1	none	6020	Metals: DISSOLVED Arsenic Lead Copper Zinc
1 L GL Amber	2	none	8081A	Total organochlorine Pesticides
500 mL PL	1	none	9056	Nitrate and Sulfate
40 mL GL	12	HCL	8260	Site-Specific VOCs [See Sampling Scope of Work to confirm if well sampled for VOCs]

GENERAL INFORMATION			
WEATHER:	Clear, Temp 72°F		
SHIPPED VIA:	FedEX or lab courier		
SHIPPED TO:	AES -Atlanta, GA		
SAMPLER: Daniel Howard		OBSERVER:	

[0.163 x water column height (ft) x 3 (well volumes) for 2" wells]
[0.653 x water column height (ft) x 3 (well volumes) for 4" wells]

GROUNDWATER FIELD SAMPLING REPORT

PROJECT NO: 6122-08-0154

Amec Foster Wheeler Environment & Infrastructure, Inc
1075 BIG SHANTY ROAD SUITE 100 KENNESAW GA 30144
PHONE: (770) 421-3400 / FAX: (770) 421-3486

WELL ID: MW-111 DEPTH TO PRODUCT: _____ DATE: 11/8/17

PURGE METHOD: Low Flow/Low Stress :Pump TIME: 1254

SAMPLE METHOD: Pump per SESDPROC 301-R4 GRAB (x) COMPOSITE ( )

DUP./REP. OF: _____ DEPTH TO WATER: 21.23 (ft btoc) >>>>>>>>> DEPTH TO PUMP INTAKE OR TUBING INTAKE (ft btoc): 41.5

TOTAL DEPTH: 46.6 (ft btoc)

Arrived at: 1050 PURGE VOLUME: 25.37 x 0.163 = 4.1 x 3 (gals) 12.3 gal WELL DIAMETER (inches): (circle one) (2-inch) or 1-inch

Initial PID = _____

Purging PID = _____

TIME	VOL. PURGED (gal)	pH	TEMPERATURE (°C)	SPEC. COND. (mS/cm)	TURB. (NTU)	DO	ORP	Pump Rate ml/min. (& pump setting)	New Water Level
Initial: 1125	0	5.64	19.61	0.973	18.7	2.46	156	500 ( )	22.67
1135	1.25	5.74	20.60	0.967	3.4	0.71	140	500	22.64
1145	2.5	5.76	20.77	0.968	2.7	0.36	135	500	22.70
1155	3.75	5.74	20.75	0.967	0.0	0.15	134	500	22.70
1205	5.25	5.74	20.75	0.965	0.0	0.04	133	600	22.77
1215	6.75	5.75	20.79	0.965	0.0	0.00	132	600	22.79
1225	8.25	5.75	20.79	DH 1.10	0.0	0.0	132	600	22.80
1235	9.75	5.76	20.81	1.10	0.0	0.0	129	600	22.86
1240	10.5	5.75	20.78	1.09	0.0	0.0	129	600	22.84
1245	11.25	5.76	20.78	1.09	0.0	0.0	128	600	22.83
1250	12.0	5.76	20.74	1.09	0.0	0.0	128	600	22.84
1253	12.3	5.76	20.71	1.09	0.0	0.0	128	600	22.84

COMMENTS:

CONTAINER SIZE/TYPE	NO.	PRESERVATIVE	ANALYTICAL METHOD	ANALYSIS
500 mL PL	1	Nitric acid	6020	Metals: Total Arsenic Lead Copper Zinc
500 mL PL	1	none	6020	Metals: DISSOLVED Arsenic Lead Copper Zinc
1 L GL Amber	2	none	8081A	Total organochlorine Pesticides
500 mL PL	1	none	9056	Nitrate and Sulfate
40 mL GL	~~2~~ 3	HCL	8260	Site-Specific VOCs [See Sampling Scope of Work to confirm if well sampled for VOCs]

GENERAL INFORMATION			
WEATHER:	Overcast, Temp 60°F		
SHIPPED VIA:	FedEX or lab courier		
SHIPPED TO:	AES -Atlanta, GA		
SAMPLER: Daniel Howard		OBSERVER:	

[0.163 x water column height (ft) x 3 (well volumes) for 2" wells]
[0.653 x water column height (ft) x 3 (well volumes) for 4" wells]

GROUNDWATER FIELD SAMPLING REPORT

PROJECT NO: 6122-08-0154

Amec Foster Wheeler Environment & Infrastructure, Inc
1075 BIG SHANTY ROAD SUITE 100 KENNESAW GA 30144
PHONE: (770) 421-3400 / FAX: (770) 421-3486

WELL ID: MW-112 DEPTH TO PRODUCT: _____ DATE: 11-1-17

PURGE METHOD: Low Flow/Low Stress :Pump TIME: 1135

SAMPLE METHOD: Pump per SESDPROC 301-R4 GRAB (x) COMPOSITE ( )

DUP./REP. OF: _____ DEPTH TO WATER: 16.72 (ft btoc)

TOTAL DEPTH: 25.32 (ft btoc)

DEPTH TO PUMP INTAKE OR TUBING INTAKE (ft btoc) >>>>>>>>> 23.0'

8.60 X .17 = 1.46 X 3 = 4.38

Arrived at: _____ PURGE VOLUME: 4.38 (gals)

Initial PID = _____

Purging PID = _____

WELL DIAMETER (inches): (circle one)
2-inch or 1-inch

TIME	VOL. PURGED (gal)	pH	TEMPERATURE (°C)	SPEC. COND. (mS/cm)	TURB. (NTU)	DO	ORP	Pump Rate ml/min. (& pump setting)	New Water Level
Initial: 1005	0.25	5.37	20.44	0.529	0.63	0.52	211	200 ( )	16.86
1020	1.0	5.36	23.43	0.522	34.7	0.34	210	200	16.89
1030	1.5	5.38	21.97	0.509	28.1	0.0	216	200	16.89
1040	2.0	5.40	21.95	0.509	21.7	0.0	215	200	16.89
1050	2.5	5.42	21.93	0.508	14.9	0.0	215	200	16.89
1100	3.0	5.43	22.03	0.507	3.67	0.0	214	200	16.89
1110	3.5	5.43	22.06	0.507	2.40	0.0	212	200	16.89
1120	4.0	5.44	22.02	0.506	1.58	0.0	213	200	16.89
1125	4.25	5.45	22.03	0.506	1.70	0.0	213	200	16.89
1130	4.5	5.45	22.04	0.506	0.96	0.0	213	200	16.89
1135	Collect Sample								

COMMENTS: ADDED NEW LOCK

CONTAINER SIZE/TYPE	NO.	PRESERVATIVE	ANALYTICAL METHOD	ANALYSIS
500 mL PL	1	Nitric acid	6020	Metals: Total Arsenic Lead Copper Zinc
500 mL PL	1	none	6020	Metals: DISSOLVED Arsenic Lead Copper Zinc
1 L GL Amber	2	none	8081A	Total organochlorine Pesticides
500 mL PL	1	none	9056	Nitrate and Sulfate
40 mL GL	~~3~~ 2	HCL	8260	Site-Specific VOCs [See Sampling Scope of Work to confirm if well sampled for VOCs]

GENERAL INFORMATION		
WEATHER:	Cool - Humid - Clear	
SHIPPED VIA:	FedEX or lab courier	
SHIPPED TO:	AES -Atlanta, GA	
SAMPLER: Ever Guillen	OBSERVER:	

[0.163 x water column height (ft) x 3 (well volumes) for 2" wells]
[0.653 x water column height (ft) x 3 (well volumes) for 4" wells]

GROUNDWATER FIELD SAMPLING REPORT

PROJECT NO: 6122-08-0154

Amec Foster Wheeler Environment & Infrastructure, Inc
1075 BIG SHANTY ROAD SUITE 100 KENNESAW GA 30144
PHONE: (770) 421-3400 / FAX: (770) 421-3486

WELL ID: MW-113 DEPTH TO PRODUCT: _____ DATE: 11-6-17

PURGE METHOD: Low Flow/Low Stress :Pump TIME: 1255

SAMPLE METHOD: Pump per SESDPROC 301-R4 GRAB (x) COMPOSITE ( )

DUP./REP. OF: DUP-2 @1200 DEPTH TO WATER: 29.95 (ft btoc)

TOTAL DEPTH: 44.13 (ft btoc)

14.18 X .17 = 2.41 X 3 = 7.23

DEPTH TO PUMP INTAKE OR TUBING INTAKE (ft btoc) >>>>>>>>> 42.0'

Arrived at: _____ PURGE VOLUME: 7.23 (gals)

Initial PID = _____

Purging PID = _____

WELL DIAMETER (inches): (circle one)
(2-inch) or 1-inch

TIME	VOL. PURGED (gal)	pH	TEMPERATURE (°C)	SPEC. COND. (mS/cm)	TURB. (NTU)	DO	ORP	Pump Rate ml/min. (& pump setting)	New Water Level
Initial: 1025	0.25	3.65	25.66	1.73	382	8.72	350	200 ( )	30.78
1030	0.5	3.73	25.02	1.61	257	4.67	359	200	30.78
1040	1.0	3.75	24.81	1.61	331	3.08	360	200	30.78
1120	3.0	3.65	25.27	1.62	289	2.61	365	200	30.78
1140	4.0	3.73	25.52	1.58	177	1.98	371	200	30.78
1200	5.0	3.74	25.59	1.57	125	1.60	374	200	30.78
1210	5.5	3.73	25.74	1.56	86.7	1.34	376	200	30.78
1220	6.0	3.74	25.50	1.57	69.8	1.03	377	200	30.78
1230	6.5	3.73	23.56	1.58	42.4	0.71	384	200	30.78
1240	7.0	3.73	23.49	1.57	23.7	0.32	385	200	30.78
1245	7.25	3.73	24.67	1.55	12.4	0.06	372	200	30.78
1250	7.5	3.72	24.54	1.56	8.6	0.00	371	200	30.78
1255	Collect	Sample							

COMMENTS: also collected DUP-2 @1200 (NITRATE & SULFATE ONLY)

CONTAINER SIZE/TYPE	NO.	PRESERVATIVE	ANALYTICAL METHOD	ANALYSIS
500 mL PL	1	Nitric acid	6020	Metals: Total Arsenic Lead Copper Zinc
500 mL PL	1	none	6020	Metals: DISSOLVED Arsenic Lead Copper Zinc
1 L GL Amber	2	none	8081A	Total organochlorine Pesticides
500 mL PL	1	none	9056	Nitrate and Sulfate
40 mL GL	3 2	HCL	8260	Site-Specific VOCs [See Sampling Scope of Work to confirm if well sampled for VOCs]
500 mL PL	1	None	9056	DUP-2 @1200

GENERAL INFORMATION			
WEATHER:	WARM - Clear - HUMID		
SHIPPED VIA:	FedEX or lab courier		
SHIPPED TO:	AES -Atlanta, GA		
SAMPLER:	EVER GUILLEN	OBSERVER:	

[0.163 x water column height (ft) x 3 (well volumes) for 2" wells]
[0.653 x water column height (ft) x 3 (well volumes) for 4" wells]

GROUNDWATER FIELD SAMPLING REPORT

PROJECT NO: 6122-08-0154

Amec Foster Wheeler Environment & Infrastructure, Inc
1075 BIG SHANTY ROAD SUITE 100 KENNESAW GA 30144
PHONE: (770) 421-3400 / FAX: (770) 421-3486

WELL ID: MW-114 DEPTH TO PRODUCT:_____ DATE: 11-6-17

PURGE METHOD: Low Flow/Low Stress :Pump TIME: 1615

SAMPLE METHOD: Pump per SESDPROC 301-R4 GRAB (x) COMPOSITE ( )

DUP./REP. OF:_____ DEPTH TO WATER: 27.17 (ft btoc) >>>>>>>>> DEPTH TO PUMP INTAKE OR TUBING INTAKE (ft btoc): 44.0'

TOTAL DEPTH: 46.22 (ft btoc)

19.05 x .17 = 3.24 x 3 = 9.72

Arrived at:_____ PURGE VOLUME: 9.72 (gals)

Initial PID = _____

Purging PID = _____

WELL DIAMETER (inches): (circle one) 2-inch or 1-inch

TIME	VOL. PURGED (gal)	pH	TEMPERATURE (°C)	SPEC. COND. (mS/cm)	TURB. (NTU)	DO	ORP	Pump Rate ml/min. (& pump setting)	New Water Level
Initial: 1425	0.25	3.85	26.87	1.04	749	1.22	328	200 ( )	27.19
1440	1.0	3.89	22.31	1.09	674	0.0	328	200	27.19
1500	3.0	3.91	22.01	1.09	415	0.0	331	400	27.28
1520	5.0	3.93	22.08	1.10	131	0.0	339	400	27.39
1540	7.0	3.95	22.24	1.11	43.5	0.0	344	400	27.42
1550	8.0	3.99	22.08	1.11	27.5	0.59	351	400	27.45
1555	8.5	3.96	21.94	1.10	19.7	0.52	355	400	27.47
1600	9.0	3.92	22.05	1.10	16.1	0.21	363	400	27.49
1605	9.5	3.97	21.88	1.10	7.5	0.18	364	400	27.49
1610	10.0	3.94	21.81	1.10	4.2	0.04	368	400	27.50
1615	Collect	Sample							

COMMENTS:

CONTAINER SIZE/TYPE	NO.	PRESERVATIVE	ANALYTICAL METHOD	ANALYSIS
500 mL PL	1	Nitric acid	6020	Metals: Total Arsenic Lead Copper Zinc
500 mL PL	1	none	6020	Metals: DISSOLVED Arsenic Lead Copper Zinc
1 L GL Amber	2	none	8081A	Total organochlorine Pesticides
500 mL PL	1	none	9056	Nitrate and Sulfate
40 mL GL	3/2	HCL	8260	Site-Specific VOCs [See Sampling Scope of Work to confirm if well sampled for VOCs]

GENERAL INFORMATION		
WEATHER:	HOT - CLEAR - HUMID	
SHIPPED VIA:	FedEX or lab courier	
SHIPPED TO:	AES -Atlanta, GA	
SAMPLER: EVER GUILLEN	OBSERVER:	

[0.163 x water column height (ft) x 3 (well volumes) for 2" wells]
[0.653 x water column height (ft) x 3 (well volumes) for 4" wells]

GROUNDWATER FIELD SAMPLING REPORT

PROJECT NO: 6122-08-0154

Amec Foster Wheeler Environment & Infrastructure, Inc
1075 BIG SHANTY ROAD SUITE 100 KENNESAW GA 30144
PHONE: (770) 421-3400 / FAX: (770) 421-3486

WELL ID: MW-115 DEPTH TO PRODUCT:_____ DATE: 11/3/17

PURGE METHOD: Low Flow/Low Stress :Pump TIME: 1211

SAMPLE METHOD: Pump per SESDPROC 301-R4 GRAB (x) COMPOSITE ( )

DUP./REP. OF:_____ DEPTH TO WATER: 15.42 (ft btoc) >>>>>>>>> DEPTH TO PUMP INTAKE OR TUBING INTAKE (ft btoc): 20

TOTAL DEPTH: 22.25 (ft btoc)

Arrived at: 1045 PURGE VOLUME: 6.83 x 0.163 = 1.11 x 3 (gals) ≈ 3.3 WELL DIAMETER (inches): (circle one) (2-inch) 1-inch

Initial PID = _____

Purging PID = _____

TIME	VOL. PURGED (gal)	pH	TEMPERATURE (°C)	SPEC. COND. (mS/cm)	TURB. (NTU)	DO	ORP	Pump Rate ml/min. (& pump setting)	New Water Level
Initial: 1125	0	3.77	20.24	0.908	18.4	5.18	318	300 ( )	15.51
1135	0.75	3.77	21.65	0.890	1.0	1.27	333	300	15.53
1140	1.125	3.78	21.80	0.892	0.4	0.67	348	300	15.53
1145	1.5	3.78	21.79	0.892	0.0	0.50	345	300	15.53
1150	1.875	3.78	21.83	0.892	0.0	0.38	347	300	15.53
1155	2.25	3.78	21.95	0.893	0.0	0.23	349	300	15.53
1200	2.625	3.79	22.01	0.894	0.0	0.12	351	300	15.53
1205	3.0	3.79	22.05	0.894	0.0	0.06	352	300	15.53
1210	3.375	3.79	22.07	0.894	0.0	0.03	353	300	15.53

COMMENTS:

CONTAINER SIZE/TYPE	NO.	PRESERVATIVE	ANALYTICAL METHOD	ANALYSIS
500 mL PL	1	Nitric acid	6020	Metals: Total Arsenic Lead Copper Zinc
500 mL PL	1	none	6020	Metals: DISSOLVED Arsenic Lead Copper Zinc
1 L GL Amber	2	none	8081A	Total organochlorine Pesticides
500 mL PL	1	none	9056	Nitrate and Sulfate
40 mL GL	3 2	HCL	8260	Site-Specific VOCs [See Sampling Scope of Work to confirm if well sampled for VOCs]

GENERAL INFORMATION		
WEATHER:	Overcast, Temp 65°F	
SHIPPED VIA:	FedEX or lab courier	
SHIPPED TO:	AES -Atlanta, GA	
SAMPLER: Daniel Howard	OBSERVER:	

[0.163 x water column height (ft) x 3 (well volumes) for 2" wells]
[0.653 x water column height (ft) x 3 (well volumes) for 4" wells]

GROUNDWATER FIELD SAMPLING REPORT

PROJECT NO: 6122-08-0154

Amec Foster Wheeler Environment & Infrastructure, Inc
1075 BIG SHANTY ROAD SUITE 100 KENNESAW GA 30144
PHONE: (770) 421-3400 / FAX: (770) 421-3486

WELL ID: MW-116 DEPTH TO PRODUCT: _____ DATE: 11-1-17

PURGE METHOD: Low Flow/Low Stress :Pump TIME: 1410

SAMPLE METHOD: Pump per SESDPROC 301-R4 GRAB (x) COMPOSITE ( )

DUP./REP. OF: _____ DEPTH TO WATER: 31.18 (ft btoc)

TOTAL DEPTH: 33.5 (ft btoc)

2.32 x .17 = 0.39 x 3 = 1.18

DEPTH TO PUMP INTAKE OR TUBING INTAKE (ft btoc) >>>>>>>>> 32.0'

Arrived at: _____ PURGE VOLUME: 1.18 (gals)

Initial PID = _____

Purging PID = _____

WELL DIAMETER (inches): (circle one)
2-inch or 1-inch

TIME	VOL. PURGED (gal)	pH	TEMPERATURE (°C)	SPEC. COND. (mS/cm)	TURB. (NTU)	DO	ORP	Pump Rate ml/min. (& pump setting)	New Water Level
Initial: 1250	0.25	4.31	22.48	1.28	75.8	8.16	287	100 ( )	31.29
1300	0.5	4.17	22.59	1.28	65.6	2.12	299	100	31.33
1310	0.75	4.06	22.68	1.28	57.4	1.40	301	100	31.37
1320	1.0	4.24	22.89	1.26	45.3	1.66	304	100	31.39
1330	1.25	4.05	23.02	1.25	34.9	1.68	306	100	31.43
1340	1.5	4.09	23.12	1.25	19.4	1.63	306	100	31.46
	UNABLE TO HOLD STEADY FLOW RATE – PURGED OVER 3.0 WELL VOLUMES								
	WILL ALLOW ~~Stamp~~ Some RECOVERY Before Collecting Sample								
1410	COLLECT SAMPLE								

COMMENTS:

CONTAINER SIZE/TYPE	NO.	PRESERVATIVE	ANALYTICAL METHOD	ANALYSIS
500 mL PL	1	Nitric acid	6020	Metals: Total Arsenic Lead Copper Zinc
500 mL PL	1	none	6020	Metals: DISSOLVED Arsenic Lead Copper Zinc
1 L GL Amber	2	none	8081A	Total organochlorine Pesticides
500 mL PL	1	none	9056	Nitrate and Sulfate
40 mL GL	~~3~~ 2	HCL	8260	Site-Specific VOCs [See Sampling Scope of Work to confirm if well sampled for VOCs]

GENERAL INFORMATION		
WEATHER:	COOL - HUMID - CLEAR	
SHIPPED VIA:	FedEX or lab courier	
SHIPPED TO:	AES -Atlanta, GA	
SAMPLER: EVER GUILLEN		OBSERVER:

[0.163 x water column height (ft) x 3 (well volumes) for 2" wells]
[0.653 x water column height (ft) x 3 (well volumes) for 4" wells]

GROUNDWATER FIELD SAMPLING REPORT

PROJECT NO: 6122-08-0154

Amec Foster Wheeler Environment & Infrastructure, Inc
1075 BIG SHANTY ROAD SUITE 100 KENNESAW GA 30144
PHONE: (770) 421-3400 / FAX: (770) 421-3486

WELL ID: MW-117 DEPTH TO PRODUCT: _____ DATE: 11/3/17

PURGE METHOD: Low Flow/Low Stress :Pump TIME: 1356

SAMPLE METHOD: Pump per SESDPROC 301-R4 GRAB (x) COMPOSITE ( )

DUP./REP. OF: _____ DEPTH TO WATER: 13.65 (ft btoc) >>>>>>>>> DEPTH TO PUMP INTAKE OR TUBING INTAKE (ft btoc): 21

TOTAL DEPTH: 25.25 (ft btoc)

Arrived at: 1345 PURGE VOLUME: 11.6 x 0.163 = 1.9 x 3 = 5.7 (gals) WELL DIAMETER (inches): (circle one) (2-inch) or 1-inch

Initial PID = _____

Purging PID = _____

TIME	VOL. PURGED (gal)	pH	TEMPERATURE (°C)	SPEC. COND. (mS/cm)	TURB. (NTU)	DO	ORP	Pump Rate ml/min. (& pump setting)	New Water Level
Initial: 1305	0	4.24	21.47	0.323	499.5	4.39	335	500 ( )	13.89
DUP 1315	1.25	4.15	21.50	0.328	166	2.51	360	500	13.92
1325	2.5	4.19	21.97	0.326	17.6	1.63	367	500	13.92
1335	3.75	4.22	21.70	0.328	9.2	1.14	371	500	13.91
1340	4.375	4.20	21.93	0.326	9.1	0.85	373	500	13.91
1345	5.0	4.21	22.05	0.327	8.1	0.62	373	500	13.90
1350	5.7	4.22	22.36	0.327	6.3	0.55	371	500	13.89
1355	6.25	4.23	22.67	0.327	4.8	0.55	369	500	13.88

COMMENTS:

CONTAINER SIZE/TYPE	NO.	PRESERVATIVE	ANALYTICAL METHOD	ANALYSIS
500 mL PL	1	Nitric acid	6020	Metals: Total Arsenic Lead Copper Zinc
500 mL PL	1	none	6020	Metals: DISSOLVED Arsenic Lead Copper Zinc
1 L GL Amber	2	none	8081A	Total organochlorine Pesticides
500 mL PL	1	none	9056	Nitrate and Sulfate
40 mL GL	2	HCL	8260	Site-Specific VOCs [See Sampling Scope of Work to confirm if well sampled for VOCs]

GENERAL INFORMATION		
WEATHER:	Partly Cloudy, Temp 72°F	
SHIPPED VIA:	FedEX or lab courier	
SHIPPED TO:	AES -Atlanta, GA	
SAMPLER: Daniel Howard	OBSERVER:	

[0.163 x water column height (ft) x 3 (well volumes) for 2" wells]
[0.653 x water column height (ft) x 3 (well volumes) for 4" wells]

GROUNDWATER FIELD SAMPLING REPORT

PROJECT NO: 6122-08-0154

Amec Foster Wheeler Environment & Infrastructure, Inc
1075 BIG SHANTY ROAD SUITE 100 KENNESAW GA 30144
PHONE: (770) 421-3400 / FAX: (770) 421-3486

WELL ID: MW-119 DEPTH TO PRODUCT:_____ DATE: 11-7-17

PURGE METHOD: Low Flow/Low Stress :Pump TIME: 1245

SAMPLE METHOD: Pump per SESDPROC 301-R4 GRAB (x) COMPOSITE ( )

DUP./REP. OF:_____ DEPTH TO WATER: 42.72 (ft btoc) >>>>>>>>> DEPTH TO PUMP INTAKE OR TUBING INTAKE (ft btoc): 52.0'

TOTAL DEPTH: 54.73 (ft btoc)

12.01 X .17 = 2.04 X 3 = 6.13

Arrived at:_____ PURGE VOLUME: 6.13 (gals) WELL DIAMETER (inches): (circle one) 2-inch or 1-inch

Initial PID = _____

Purging PID = _____

TIME	VOL. PURGED (gal)	pH	TEMPERATURE (°C)	SPEC. COND. (mS/cm)	TURB. (NTU)	DO	ORP	Pump Rate ml/min. (& pump setting)	New Water Level
Initial: 1035	0.25	6.38	28.10	0.524	797	2.59	-1.0	200 ( )	42.88
1040	0.5	6.16	26.82	0.489	622	2.00	7.0	200	42.90
1050	1.0	6.24	27.37	0.484	361	1.83	3.0	200	42.90
1110	2.0	6.24	27.11	0.485	137.0	1.08	-7.0	200	42.90
1130	3.0	6.21	27.16	0.484	47.3	0.79	-6.0	200	42.90
1150	4.0	6.27	25.36	0.481	22.6	0.43	-19.0	200	42.90
1210	5.0	6.34	24.93	0.481	14.5	0.06	-24.0	200	42.90
1220	5.5	6.38	24.66	0.482	11.6	0.0	-25.0	200	42.90
1230	6.0	6.40	24.55	0.483	6.86	0.0	-29.0	200	42.90
1240	6.5	6.42	24.45	0.485	5.09	0.0	-31.0	200	42.90
1245	Collect	SAMPLE							

COMMENTS:

CONTAINER SIZE/TYPE	NO.	PRESERVATIVE	ANALYTICAL METHOD	ANALYSIS
500 mL PL	1	Nitric acid	6020	Metals: Total Arsenic Lead Copper Zinc
500 mL PL	1	none	6020	Metals: DISSOLVED Arsenic Lead Copper Zinc
1 L GL Amber	2	none	8081A	Total organochlorine Pesticides
500 mL PL	1	none	9056	Nitrate and Sulfate
40 mL GL	3 2	HCL	8260	Site-Specific VOCs [See Sampling Scope of Work to confirm if well sampled for VOCs]

GENERAL INFORMATION		
WEATHER:	HOT-CLEAR-HUMID	
SHIPPED VIA:	FedEX or lab courier	
SHIPPED TO:	AES -Atlanta, GA	
SAMPLER: EVER GUILLEN	OBSERVER:	

[0.163 x water column height (ft) x 3 (well volumes) for 2" wells]
[0.653 x water column height (ft) x 3 (well volumes) for 4" wells]

GROUNDWATER FIELD SAMPLING REPORT

PROJECT NO: 6122-08-0154

Amec Foster Wheeler Environment & Infrastructure, Inc
1075 BIG SHANTY ROAD SUITE 100 KENNESAW GA 30144
PHONE: (770) 421-3400 / FAX: (770) 421-3486

WELL ID: MW-120 DEPTH TO PRODUCT: _____ DATE: 11-7-17

PURGE METHOD: Low Flow/Low Stress :Pump TIME: 1545

SAMPLE METHOD: Pump per SESDPROC 301-R4 GRAB (x) COMPOSITE ( )

DUP./REP. OF: _____ DEPTH TO WATER: 45.24 (ft btoc) >>>>>>>>> DEPTH TO PUMP INTAKE OR TUBING INTAKE (ft btoc): 63.0'

TOTAL DEPTH: 65.95 (ft btoc)

20.71 X 0.17 = 3.52 X 3 = 10.56

Arrived at: _____ PURGE VOLUME: 10.56 (gals) WELL DIAMETER (inches): (circle one) 2-inch or 1-inch

Initial PID = _____

Purging PID = _____

TIME	VOL. PURGED (gal)	pH	TEMPERATURE (°C)	SPEC. COND. (mS/cm)	TURB. (NTU)	DO	ORP	Pump Rate ml/min. (& pump setting)	New Water Level
Initial: 1340	0.25	6.47	27.36	0.550	197.1	3.86	52	200 ( )	46.12
1355	1.0	5.97	27.34	0.546	75.4	1.63	85	200	46.12
1405	2.0	6.03	27.26	0.535	46.2	0.76	89	400	46.13
1425	4.0	5.98	27.18	0.541	51.7	0.43	94	400	46.14
1445	6.0	5.81	27.63	0.575	15.2	0.0	112	400	46.14
1505	8.0	5.84	27.06	0.610	3.20	0.0	109	400	46.14
1515	9.0	5.93	24.88	0.603	24.5	0.0	93	400	46.14
1520	9.5	5.94	25.32	0.604	21.1	0.0	96	400	46.14
1525	10.0	5.93	25.56	0.606	18.3	0.0	96	400	46.14
1530	10.5	5.92	25.77	0.608	14.2	0.0	97	400	46.14
1535	11.0	5.92	25.72	0.608	11.2	0.0	98	400	46.14
1540	11.5	5.92	25.74	0.610	6.94	0.0	99	400	46.14
1545	Collect	Sample							

COMMENTS:

CONTAINER SIZE/TYPE	NO.	PRESERVATIVE	ANALYTICAL METHOD	ANALYSIS
500 mL PL	1	Nitric acid	6020	Metals: Total Arsenic Lead Copper Zinc
500 mL PL	1	none	6020	Metals: DISSOLVED Arsenic Lead Copper Zinc
1 L GL Amber	2	none	8081A	Total organochlorine Pesticides
500 mL PL	1	none	9056	Nitrate and Sulfate
40 mL GL	~~3~~ 2	HCL	8260	Site-Specific VOCs [See Sampling Scope of Work to confirm if well sampled for VOCs]

GENERAL INFORMATION		
WEATHER:	HOT - CLOUDY - HUMID	
SHIPPED VIA:	FedEX or lab courier	
SHIPPED TO:	AES -Atlanta, GA	
SAMPLER: EVER GUILLEN	OBSERVER:	

[0.163 x water column height (ft) x 3 (well volumes) for 2" wells]
[0.653 x water column height (ft) x 3 (well volumes) for 4" wells]

GROUNDWATER FIELD SAMPLING REPORT

PROJECT NO: 6122-08-0154

Amec Foster Wheeler Environment & Infrastructure, Inc
1075 BIG SHANTY ROAD SUITE 100 KENNESAW GA 30144
PHONE: (770) 421-3400 / FAX: (770) 421-3486

WELL ID: MW-121 DEPTH TO PRODUCT: _____ DATE: 11/7/17

PURGE METHOD: Low Flow/Low Stress :Pump TIME: 1226

SAMPLE METHOD: Pump per SESDPROC 301-R4 GRAB (x) COMPOSITE ( )

DUP./REP. OF: _____ DEPTH TO WATER: 17.30 (ft btoc) >>>>>>>>> DEPTH TO PUMP INTAKE OR TUBING INTAKE (ft btoc): 30

TOTAL DEPTH: 35.6 (ft btoc)

Arrived at: 1045 PURGE VOLUME: 18.3 X 0.163 = 3.0 X 3 = (gals) 9.0 WELL DIAMETER (inches): (circle one) 2-inch or 1-inch

Initial PID = _____

Purging PID = _____

TIME	VOL. PURGED (gal)	pH	TEMPERATURE (°C)	SPEC. COND. (mS/cm)	TURB. (NTU)	DO	ORP	Pump Rate ml/min. (& pump setting)	New Water Level
Initial: 1055	0	6.07	21.13	0.368	1.1	3.95	173	400 ( )	20.29
1105	1.0	6.10	22.74	0.300	0.0	0.86	147	400	20.74
1115	2.0	6.14	22.95	0.305	0.0	0.41	140	400	21.44
1125	3.0	6.18	23.18	0.311	0.0	0.25	135	400	22.18
1135	4.0	6.20	23.50	0.314	0.0	0.16	130	400	22.81
1145	5.0	6.22	23.84	0.321	0.0	0.11	125	400	23.86
1155	6.0	6.21	24.06	0.313	0.0	0.23	125	400	24.70
1205	7.0	6.23	24.89	0.307	0.0	0.17	126	400	26.07
1215	8.0	6.21	25.20	0.314	0.0	0.17	128	400	26.69
1220	8.5	6.21	25.44	0.325	0.0	0.20	127	400	27.50
1225	9.0	6.22	25.63	0.330	0.0	0.23	127	400	27.88

COMMENTS:

CONTAINER SIZE/TYPE	NO.	PRESERVATIVE	ANALYTICAL METHOD	ANALYSIS
500 mL PL	1	Nitric acid	6020	Metals: Total Arsenic Lead Copper Zinc
500 mL PL	1	none	6020	Metals: DISSOLVED Arsenic Lead Copper Zinc
1 L GL Amber	2	none	8081A	Total organochlorine Pesticides
500 mL PL	1	none	9056	Nitrate and Sulfate
40 mL GL	12	HCL	8260	Site-Specific VOCs [See Sampling Scope of Work to confirm if well sampled for VOCs]

GENERAL INFORMATION			
WEATHER:	Partly Sunny, Temp 65°F		
SHIPPED VIA:	FedEX or lab courier		
SHIPPED TO:	AES -Atlanta, GA		
SAMPLER:	Daniel Howard	OBSERVER:	

[0.163 x water column height (ft) x 3 (well volumes) for 2" wells]
[0.653 x water column height (ft) x 3 (well volumes) for 4" wells]

GROUNDWATER FIELD SAMPLING REPORT

PROJECT NO: 6122-08-0154

Amec Foster Wheeler Environment & Infrastructure, Inc
1075 BIG SHANTY ROAD SUITE 100 KENNESAW GA 30144
PHONE: (770) 421-3400 / FAX: (770) 421-3486

WELL ID: OW-1 DEPTH TO PRODUCT: _____ DATE: 11-8-17

PURGE METHOD: Low Flow/Low Stress :Pump TIME: 1215

SAMPLE METHOD: Pump per SESDPROC 301-R4 GRAB (x) COMPOSITE ( )

DUP./REP. OF: _____ DEPTH TO WATER: 21.22 (ft btoc)

TOTAL DEPTH: 42.21 (ft btoc)

20.99 X .17 = 3.57 X 3 = 10.70

DEPTH TO PUMP INTAKE OR TUBING INTAKE (ft btoc) >>>>>>>>> 40.0'

Arrived at: _____ PURGE VOLUME: 10.70 (gals)

Initial PID = _____

Purging PID = _____

WELL DIAMETER (inches): (circle one)
2-inch or 1-inch

TIME	VOL. PURGED (gal)	pH	TEMPERATURE (°C)	SPEC. COND. (mS/cm)	TURB. (NTU)	DO	ORP	Pump Rate ml/min. (& pump setting)	New Water Level
Initial: 1025	0.5	5.87	21.31	0.960	368	6.81	68	400 ( )	21.47
1030	1.0	5.81	20.52	0.974	162	6.08	65	400	21.47
1050	3.0	5.92	21.48	0.877	67.8	0.0	41.0	400	21.47
1110	5.0	5.99	21.47	0.861	3.68	0.0	23.0	400	21.47
1130	7.0	6.01	21.43	0.863	0.70	0.0	21.0	400	21.49
1140	8.0	6.03	21.44	0.866	0.0	0.0	18	400	21.49
1150	9.0	6.03	21.43	0.866	0.0	0.0	18	400	21.49
1155	9.5	6.03	21.42	0.866	0.0	0.0	18	400	21.49
1200	10.0	6.05	21.43	0.866	0.0	0.0	16	400	21.49
1205	10.5	6.07	21.43	0.866	0.0	0.0	15	400	21.49
1210	11.0	6.08	21.43	0.866	0.0	0.0	13	400	21.49
1215	Collect		Sample						

COMMENTS:

CONTAINER SIZE/TYPE	NO.	PRESERVATIVE	ANALYTICAL METHOD	ANALYSIS
500 mL PL	1	Nitric acid	6020	Metals: Total Arsenic Lead Copper Zinc
500 mL PL	1	none	6020	Metals: DISSOLVED Arsenic Lead Copper Zinc
1 L GL Amber	2	none	8081A	Total organochlorine Pesticides
500 mL PL	1	none	9056	Nitrate and Sulfate
40 mL GL	3	HCL	8260	Site-Specific VOCs [See Sampling Scope of Work to confirm if well sampled for VOCs]

GENERAL INFORMATION		
WEATHER:	COLD - CLOUDY - Some RAIN	
SHIPPED VIA:	FedEX or lab courier	
SHIPPED TO:	AES -Atlanta, GA	
SAMPLER: EVER GUILLEN	OBSERVER:	

[0.163 x water column height (ft) x 3 (well volumes) for 2" wells]
[0.653 x water column height (ft) x 3 (well volumes) for 4" wells]

GROUNDWATER FIELD SAMPLING REPORT

PROJECT NO: 6122-08-0154

Amec Foster Wheeler Environment & Infrastructure, Inc
1075 BIG SHANTY ROAD SUITE 100 KENNESAW GA 30144
PHONE: (770) 421-3400 / FAX: (770) 421-3486

WELL ID: OW-2 DEPTH TO PRODUCT: _____ DATE: 11-8-17

PURGE METHOD: Low Flow/Low Stress :Pump TIME: 1505

SAMPLE METHOD: Pump per SESDPROC 301-R4 GRAB (x) COMPOSITE ( )

DUP./REP. OF: _____ DEPTH TO WATER: 21.65 (ft btoc)

TOTAL DEPTH: 42.70 (ft btoc) 21.05 X 0.17 = 3.58 X 3 = 10.74

DEPTH TO PUMP INTAKE OR TUBING INTAKE (ft btoc) >>>>>>>>> 40.0'

Arrived at: _____ PURGE VOLUME: 10.74 (gals)

Initial PID = _____

Purging PID = _____

WELL DIAMETER (inches): (circle one) 2-inch or 1-inch

TIME	VOL. PURGED (gal)	pH	TEMPERATURE (°C)	SPEC. COND. (mS/cm)	TURB. (NTU)	DO	ORP	Pump Rate ml/min. (& pump setting)	New Water Level
Initial: 1315	0.5	5.81	20.31	0.974	>1000	0.0	69	400 ( )	22.36
1320	1.0	5.84	21.0	0.951	>1000	0.0	36	400	22.36
1340	3.0	5.86	21.23	0.994	763	0.0	28	400	22.36
1400	5.0	5.88	21.48	1.04	141	0.0	19	400	22.36
1410	6.0	5.97	21.32	1.17	23.3	0.0	7	400	22.36
1430	8.0	5.97	21.36	1.20	37.0	0.0	3	400	22.36
1440	9.0	5.98	21.32	1.20	27.1	0.0	2	400	22.36
1450	10.0	5.99	21.32	1.21	12.7	0.0	1	400	22.36
1455	10.5	5.97	21.36	1.21	6.43	0.0	1	400	22.36
1500	11.0	5.98	21.34	1.21	5.86	0.0	1	400	22.36
1505	Collect	SAMPLE							

COMMENTS:

CONTAINER SIZE/TYPE	NO.	PRESERVATIVE	ANALYTICAL METHOD	ANALYSIS
500 mL PL	1	Nitric acid	6020	Metals: Total Arsenic Lead Copper Zinc
500 mL PL	1	none	6020	Metals: DISSOLVED Arsenic Lead Copper Zinc
1 L GL Amber	2	none	8081A	Total organochlorine Pesticides
500 mL PL	1	none	9056	Nitrate and Sulfate
40 mL GL	3 2	HCL	8260	Site-Specific VOCs [See Sampling Scope of Work to confirm if well sampled for VOCs]

GENERAL INFORMATION			
WEATHER:	COOL-CLOUDY-SOME RAIN		
SHIPPED VIA:	FedEX or lab courier		
SHIPPED TO:	AES -Atlanta, GA		
SAMPLER: EVER GUILLEN		OBSERVER:	

[0.163 x water column height (ft) x 3 (well volumes) for 2" wells]
[0.653 x water column height (ft) x 3 (well volumes) for 4" wells]

GROUNDWATER FIELD SAMPLING REPORT

PROJECT NO: 6122-08-0154

Amec Foster Wheeler Environment & Infrastructure, Inc
1075 BIG SHANTY ROAD SUITE 100 KENNESAW GA 30144
PHONE: (770) 421-3400 / FAX: (770) 421-3486

WELL ID: OW-3 DEPTH TO PRODUCT: _____ DATE: 11-8-17

PURGE METHOD: Low Flow/Low Stress :Pump TIME: 1402

SAMPLE METHOD: Pump per SESDPROC 301-R4 GRAB (x) COMPOSITE ( )

DUP./REP. OF: _____ DEPTH TO WATER: 21.93 (ft btoc) >>>>>>>>> DEPTH TO PUMP INTAKE OR TUBING INTAKE (ft btoc): 23.0'

Arrived at: 1227 ~~1251~~ TOTAL DEPTH: 43.90 (ft btoc)

Initial PID = _____ PURGE VOLUME: 10.74 (gals)

Purging PID = _____ 21.97 X .163 X 3

WELL DIAMETER (inches): (circle one) (2-inch) or 1-inch

TIME	VOL. PURGED (gal)	pH	TEMPERATURE (°C)	SPEC. COND. (mS/cm)	TURB. (NTU)	DO	ORP	Pump Rate ml/min. (& pump setting)	New Water Level
Initial: 1236	.25	4.42	20.22	0.658	72.0	2.00	240	450 ( )	22.15
1242	1.00	4.42	20.20	0.645	25.3	0.15	284	450	22.15
1248	1.75	4.86	20.22	0.631	0.0	0.06	270	450	22.15
1254	2.50	4.99	20.26	0.631	0.0	0.00	258	450	22.15
1300	3.25	5.01	20.27	0.634	0.0	0.00	255	450	22.15
1306	4.00	5.04	20.28	0.636	0.0	0.00	250	450	22.15
1312	4.75	5.06	20.29	0.636	0.0	0.00	247	450	22.15
1318	5.50	5.08	20.31	0.637	0.0	0.00	244	450	22.15
1324	6.25	5.06	20.32	0.637	0.0	0.00	244	450	22.15
1330	7.00	5.07	20.32	0.636	0.0	0.00	243	450	22.15
1336	7.75	5.08	20.31	0.638	0.0	0.00	241	450	22.15
1342	8.50	5.09	20.32	0.639	0.0	0.00	239	450	22.15
1348	9.25	5.08	20.32	0.639	0.0	0.00	239	450	22.15
1354	10.00	5.09	20.34	0.639	0.0	0.00	237	450	22.15
1400	10.75	5.09	20.37	0.639	0.0	0.00	235	450	22.15
COMMENTS:	1402 Collect Sample for OW-3								

CONTAINER SIZE/TYPE	NO.	PRESERVATIVE	ANALYTICAL METHOD	ANALYSIS
500 mL PL	1	Nitric acid	6020	Metals: Total Arsenic Lead Copper Zinc
500 mL PL	1	none	6020	Metals: DISSOLVED Arsenic Lead Copper Zinc
1 L GL Amber	2	none	8081A	Total organochlorine Pesticides
500 mL PL	1	none	9056	Nitrate and Sulfate
40 mL GL	2	HCL	8260	Site-Specific VOCs [See Sampling Scope of Work to confirm if well sampled for VOCs]

GENERAL INFORMATION		
WEATHER:	Cloudy rainy Cool	
SHIPPED VIA:	FedEX or lab courier	
SHIPPED TO:	AES -Atlanta, GA	
SAMPLER: Mark Andrews	OBSERVER:	

[0.163 x water column height (ft) x 3 (well volumes) for 2" wells]
[0.653 x water column height (ft) x 3 (well volumes) for 4" wells]

GROUNDWATER FIELD SAMPLING REPORT

PROJECT NO: 6122-08-0154

Amec Foster Wheeler Environment & Infrastructure, Inc
1075 BIG SHANTY ROAD SUITE 100 KENNESAW GA 30144
PHONE: (770) 421-3400 / FAX: (770) 421-3486

WELL ID: TW-1 DEPTH TO PRODUCT: _____ DATE: 11-1-17

PURGE METHOD: Low Flow/Low Stress :Pump TIME: 1612

SAMPLE METHOD: Pump per SESDPROC 301-R4 GRAB (x) COMPOSITE ( )

DUP./REP. OF: _____ DEPTH TO WATER: 15.15 (ft btoc) >>>>>>>>> DEPTH TO PUMP INTAKE OR TUBING INTAKE (ft btoc): 19.0

TOTAL DEPTH: 25.15 (ft btoc)

Arrived at: 1500 PURGE VOLUME: 1.20 gal (gals)

Initial PID = _____ WELL DIAMETER (inches): (circle one)

Purging PID = _____ 10 X .04 X 3 = 1.20 2-inch or (1-inch)

TIME	VOL. PURGED (gal)	pH	TEMPERATURE (°C)	SPEC. COND. (mS/cm)	TURB. (NTU)	DO	ORP	Pump Rate ml/min. (& pump setting)	New Water Level
Initial: 1520	.25	4.60	23.74	0.228	649	2.23	148	200 ( )	16.21
1525	.50	6.15	23.34	0.226	616	1.30	107	200	17.55
1530	.75	6.17	22.88	0.225	413	0.61	86	200	16.13
1535	1.00	6.17	22.61	0.224	243	0.53	82	200	18.25
1540	1.25	6.17	22.46	0.224	87.7	0.23	81	200	18.27
1545	1.50	6.16	22.23	0.223	57.1	0.38	81	200	18.30
1550	1.75	6.15	22.32	0.223	52.7	0.31	81	200	18.30
1555	2.00	6.15	22.17	0.222	41.7	0.18	80	200	18.30
1600	2.25	6.15	22.13	0.222	34.2	0.17	79	200	18.30
1605	2.50	6.14	22.11	0.222	20.6	0.14	79	200	18.30
1610	2.75	6.14	22.09	0.222	9.2	0.14	79	200	18.30
1612	Sample	from	TW-1						

COMMENTS:

CONTAINER SIZE/TYPE	NO.	PRESERVATIVE	ANALYTICAL METHOD	ANALYSIS
500 mL PL	1	Nitric acid	6020	Metals: Total Arsenic Lead Copper Zinc
500 mL PL	1	none	6020	Metals: DISSOLVED Arsenic Lead Copper Zinc
1 L GL Amber	2	none	8081A	Total organochlorine Pesticides
500 mL PL	1	none	9056	Nitrate and Sulfate
40 mL GL	2	HCL	8260	Site-Specific VOCs [See Sampling Scope of Work to confirm if well sampled for VOCs]

GENERAL INFORMATION		
WEATHER:		
SHIPPED VIA:	FedEX or lab courier	
SHIPPED TO:	AES -Atlanta, GA	
SAMPLER: Mark Andrews	OBSERVER:	

[0.163 x water column height (ft) x 3 (well volumes) for 2" wells]
[0.653 x water column height (ft) x 3 (well volumes) for 4" wells]

GROUNDWATER FIELD SAMPLING REPORT

PROJECT NO: 6122-08-0154

Amec Foster Wheeler Environment & Infrastructure, Inc
1075 BIG SHANTY ROAD SUITE 100 KENNESAW GA 30144
PHONE: (770) 421-3400 / FAX: (770) 421-3486

WELL ID: TW-2 DEPTH TO PRODUCT: _____ DATE: 11-2-17

PURGE METHOD: Low Flow/Low Stress :Pump TIME: 0952

SAMPLE METHOD: Pump per SESDPROC 301-R4 GRAB (x) COMPOSITE ( )

DUP./REP. OF: _____ DEPTH TO WATER: 22.18 (ft btoc) >>>>>>>>> DEPTH TO PUMP INTAKE OR TUBING INTAKE (ft btoc): 25.0

TOTAL DEPTH: 29.40 (ft btoc)

Arrived at: 0915 PURGE VOLUME: .86 gal (gals)

Initial PID = _____

Purging PID = _____ 7.22 x .04 x 3 = .86

WELL DIAMETER (inches): (circle one)
2-inch or (1-inch)

TIME	VOL. PURGED (gal)	pH	TEMPERATURE (°C)	SPEC. COND. (mS/cm)	TURB. (NTU)	DO	ORP	Pump Rate ml/min. (& pump setting)	New Water Level
Initial: 0930	.25	5.67	17.73	0.234	11.5	0.27	228	200 ( )	23.83
0935	.50	5.71	19.78	0.234	10.5	0.32	228	200	23.83
0940	.75	5.71	19.86	0.232	4.7	0.22	227	200	23.83
0945	1.00	5.71	19.86	0.232	2.5	0.19	228	200	23.83
0950	1.25	5.71	19.97	0.232	1.7	0.15	231	200	23.83
0952	Sample	from	TW-2						

COMMENTS:

CONTAINER SIZE/TYPE	NO.	PRESERVATIVE	ANALYTICAL METHOD	ANALYSIS
500 mL PL	1	Nitric acid	6020	Metals: Total Arsenic Lead Copper Zinc
500 mL PL	1	none	6020	Metals: DISSOLVED Arsenic Lead Copper Zinc
1 L GL Amber	2	none	8081A	Total organochlorine Pesticides
500 mL PL	1	none	9056	Nitrate and Sulfate
40 mL GL	~~3~~ 2	HCL	8260	Site-Specific VOCs [See Sampling Scope of Work to confirm if well sampled for VOCs]

GENERAL INFORMATION		
WEATHER:	cloudy rainy cool	
SHIPPED VIA:	FedEX or lab courier	
SHIPPED TO:	AES -Atlanta, GA	
SAMPLER: Mark Andrews	OBSERVER:	

[0.163 x water column height (ft) x 3 (well volumes) for 2" wells]
[0.653 x water column height (ft) x 3 (well volumes) for 4" wells]

GROUNDWATER FIELD SAMPLING REPORT

PROJECT NO: 6122-08-0154

Amec Foster Wheeler Environment & Infrastructure, Inc
1075 BIG SHANTY ROAD SUITE 100 KENNESAW GA 30144
PHONE: (770) 421-3400 / FAX: (770) 421-3486

WELL ID: TW-3 DEPTH TO PRODUCT: _____ DATE: 11-2-17

PURGE METHOD: Low Flow/Low Stress :Pump TIME: 1402

SAMPLE METHOD: Pump per SESDPROC 301-R4 GRAB (x) COMPOSITE ( )

DUP./REP. OF: _____ DEPTH TO WATER: 26.81 (ft btoc) >>>>>>>>> DEPTH TO PUMP INTAKE OR TUBING INTAKE (ft btoc): 29.0'

TOTAL DEPTH: 40.15 (ft btoc)

Arrived at: 1050 PURGE VOLUME: 1.60 (gals) WELL DIAMETER (inches): (circle one)

Initial PID = _____ 2-inch or (1-inch)

Purging PID = _____ 13.34 x .04 x 3 = 1.60

TIME	VOL. PURGED (gal)	pH	TEMPERATURE (°C)	SPEC. COND. (mS/cm)	TURB. (NTU)	DO	ORP	Pump Rate ml/min. (& pump setting)	New Water Level
Initial: 1330	.25	3.97	27.03	0.707	47.3	1.11	436	200 ( )	27.83
1335	.50	3.94	26.93	0.689	23.8	0.78	440	200	27.83
1340	.75	3.91	26.51	0.655	29.2	0.15	452	200	27.83
1345	1.00	3.91	26.60	0.623	0.3	0.11	454	200	27.83
1350	1.25	3.92	26.97	0.606	0.0	0.05	457	200	27.83
1355	1.50	3.92	27.04	0.601	0.0	0.03	458	200	27.83
1400	1.75	3.92	27.01	0.599	0.0	0.02	459	200	27.83
1402	Sample	time	TW-3						
COMMENTS:									

CONTAINER SIZE/TYPE	NO.	PRESERVATIVE	ANALYTICAL METHOD	ANALYSIS
500 mL PL	1	Nitric acid	6020	Metals: Total Arsenic Lead Copper Zinc
500 mL PL	1	none	6020	Metals: DISSOLVED Arsenic Lead Copper Zinc
1 L GL Amber	2	none	8081A	Total organochlorine Pesticides
500 mL PL	1	none	9056	Nitrate and Sulfate
40 mL GL	2 ~~3~~	HCL	8260	Site-Specific VOCs [See Sampling Scope of Work to confirm if well sampled for VOCs]

GENERAL INFORMATION			
WEATHER:	Cloudy Cool		
SHIPPED VIA:	FedEX or lab courier		
SHIPPED TO:	AES -Atlanta, GA		
SAMPLER: Mark Andrus		OBSERVER:	

[0.163 x water column height (ft) x 3 (well volumes) for 2" wells]
[0.653 x water column height (ft) x 3 (well volumes) for 4" wells]

GROUNDWATER FIELD SAMPLING REPORT

PROJECT NO: 6122-08-0154

Amec Foster Wheeler Environment & Infrastructure, Inc
1075 BIG SHANTY ROAD SUITE 100 KENNESAW GA 30144
PHONE: (770) 421-3400 / FAX: (770) 421-3486

WELL ID: TW-4 DEPTH TO PRODUCT: _____ DATE: 11-3-17

PURGE METHOD: Low Flow/Low Stress :Pump TIME: 1142

SAMPLE METHOD: Pump per SESDPROC 301-R4 GRAB (x) COMPOSITE ( )

DUP./REP. OF: _____ DEPTH TO WATER: 28.55 (ft btoc)

TOTAL DEPTH: 33.80 (ft btoc) >>>>>>>>> DEPTH TO PUMP INTAKE OR TUBING INTAKE (ft btoc): 30.0

Arrived at: 1032 PURGE VOLUME: .63 gal (gals)

Initial PID = _____

Purging PID = _____

5.25X.04X3=0.63

WELL DIAMETER (inches): (circle one)
2-inch or (1-inch)

TIME	VOL. PURGED (gal)	pH	TEMPERATURE (°C)	SPEC. COND. (mS/cm)	TURB. (NTU)	DO	ORP	Pump Rate ml/min. (& pump setting)	New Water Level
Initial: 1050	.25	4.28	20.42	0.250	125	1.24	303	100 ( )	29.80
1100	.50	4.38	20.52	0.235	80.6	0.96	313	100	29.80
1110	.75	4.37	20.64	0.222	25.2	0.86	334	100	29.80
1120	1.00	4.38	20.81	0.220	13.3	0.81	340	100	29.83
1130	1.25	4.36	20.99	0.220	10.2	0.75	342	100	29.81
1140	1.50	4.37	21.15	0.220	4.9	0.69	346	100	29.81
1142	Sample	HMP	TW-4						

COMMENTS:

CONTAINER SIZE/TYPE	NO.	PRESERVATIVE	ANALYTICAL METHOD	ANALYSIS
500 mL PL	1	Nitric acid	6020	Metals: Total Arsenic Lead Copper Zinc
500 mL PL	1	none	6020	Metals: DISSOLVED Arsenic Lead Copper Zinc
1 L GL Amber	2	none	8081A	Total organochlorine Pesticides
500 mL PL	1	none	9056	Nitrate and Sulfate
40 mL GL	2	HCL	8260	Site-Specific VOCs [See Sampling Scope of Work to confirm if well sampled for VOCs]

GENERAL INFORMATION			
WEATHER:	cloudy warm		
SHIPPED VIA:	FedEX or lab courier		
SHIPPED TO:	AES -Atlanta, GA		
SAMPLER:	Mark A.	OBSERVER:	

[0.163 x water column height (ft) x 3 (well volumes) for 2" wells]
[0.653 x water column height (ft) x 3 (well volumes) for 4" wells]

GROUNDWATER FIELD SAMPLING REPORT

PROJECT NO: 6122-08-0154

Amec Foster Wheeler Environment & Infrastructure, Inc
1075 BIG SHANTY ROAD SUITE 100 KENNESAW GA 30144
PHONE: (770) 421-3400 / FAX: (770) 421-3486

WELL ID: TW-5 DEPTH TO PRODUCT: _____ DATE: 11-3-17

PURGE METHOD: Low Flow/Low Stress :Pump TIME: 1413

SAMPLE METHOD: Pump per SESDPROC 301-R4 GRAB (x) COMPOSITE ( )

DUP./REP. OF: _____ DEPTH TO WATER: 23.02 (ft btoc) >>>>>>>>> DEPTH TO PUMP INTAKE OR TUBING INTAKE (ft btoc): 25.0'

TOTAL DEPTH: 32.85 (ft btoc)

Arrived at: 1252 PURGE VOLUME: 1.18 (gals) WELL DIAMETER (Inches): (circle one)

Initial PID = _____ 2-inch or (1-inch)

Purging PID = _____ 9.83 x .04 x 3 = 1.18

TIME	VOL. PURGED (gal)	pH	TEMPERATURE (°C)	SPEC. COND. (mS/cm)	TURB. (NTU)	DO	ORP	Pump Rate ml/min. (& pump setting)	New Water Level
Initial: 1301	.25	4.08	23.11	0.796	929	1.44	373	200 ( )	23.73
1306	.50	4.05	22.26	0.804	418	0.56	403	200	23.98
1311	.75	4.04	21.89	0.807	263	0.34	415	200	23.98
1316	1.00	4.04	21.83	0.807	227	0.17	421	200	24.05
1321	1.25	4.05	21.70	0.807	131	0.08	422	200	24.05
1326	1.50	4.05	21.58	0.808	85.3	0.05	422	200	24.05
1331	1.75	4.03	21.57	0.810	46.3	0.11	400	200	24.05
1336	2.00	4.05	21.44	0.810	38.9	0.03	419	200	24.05
1341	2.25	4.05	21.30	0.814	34.0	0.02	422	200	24.05
1346	2.50	4.05	21.42	0.814	30.1	0.04	422	200	24.05
1351	2.75	4.05	21.53	0.813	29.8	0.03	422	200	24.05
1356	3.00	4.05	21.45	0.814	28.2	0.03	423	200	24.05
1401	3.25	4.05	21.48	0.814	28.4	0.02	423	200	24.05
1406	3.50	4.05	21.48	0.815	28.1	0.04	423	200	24.05
1411	3.75	4.05	21.49	0.815	28.7	0.02	423	200	24.05

COMMENTS: 1411 purge over 9 well volumes well stabilizes except for turbity. Turbidity stabilize @ ~28 NTU's. 1413 Collect Sample TW-5

CONTAINER SIZE/TYPE	NO.	PRESERVATIVE	ANALYTICAL METHOD	ANALYSIS
500 mL PL	1	Nitric acid	6020	Metals: Total Arsenic Lead Copper Zinc
500 mL PL	1	none	6020	Metals: DISSOLVED Arsenic Lead Copper Zinc
1 L GL Amber	2	none	8081A	Total organochlorine Pesticides
500 mL PL	1	none	9056	Nitrate and Sulfate
40 mL GL	2	HCL	8260	Site-Specific VOCs [See Sampling Scope of Work to confirm if well sampled for VOCs]

GENERAL INFORMATION			
WEATHER:	Partly cloudy windy		
SHIPPED VIA:	FedEX or lab courier		
SHIPPED TO:	AES -Atlanta, GA		
SAMPLER:	Mark A	OBSERVER:	

[0.163 x water column height (ft) x 3 (well volumes) for 2" wells]
[0.653 x water column height (ft) x 3 (well volumes) for 4" wells]

GROUNDWATER FIELD SAMPLING REPORT

PROJECT NO: 6122-08-0154

Amec Foster Wheeler Environment & Infrastructure, Inc
1075 BIG SHANTY ROAD SUITE 100 KENNESAW GA 30144
PHONE: (770) 421-3400 / FAX: (770) 421-3486

WELL ID: TW-6 DEPTH TO PRODUCT: NA DATE: 11-6-17

PURGE METHOD: Low Flow/Low Stress :Pump TIME: 1342

SAMPLE METHOD: Pump per SESDPROC 301-R4 GRAB (x) COMPOSITE ( )

DUP./REP. OF: NA DEPTH TO WATER: 25.50 (ft btoc) >>>>>>>>> DEPTH TO PUMP INTAKE OR TUBING INTAKE (ft btoc): 28.0'

TOTAL DEPTH: 40.20 (ft btoc)

Arrived at: 1253 PURGE VOLUME: 1.76 (gals) 14.7 x .04 X 3 =

Initial PID = NA

Purging PID = NA

WELL DIAMETER (inches): (circle one)
2-inch or (1-inch)

TIME	VOL. PURGED (gal)	pH	TEMPERATURE (°C)	SPEC. COND. (mS/cm)	TURB. (NTU)	DO	ORP	Pump Rate ml/min. (& pump setting)	New Water Level
Initial: 1305	.25	6.12	24.45	0.680	64.3	2.08	15	200 ( )	25.83
1310	.50	5.37	24.60	0.672	33.7	0.57	91	200	25.83
1315	.75	5.03	24.51	0.658	7.4	0.22	126	200	25.83
1320	1.00	4.97	24.47	0.656	3.8	0.20	134	200	25.83
1325	1.25	4.78	24.38	0.656	0.0	0.14	164	200	25.83
1330	1.50	4.74	24.34	0.654	0.0	0.12	179	200	25.83
1335	1.75	4.72	24.32	0.658	0.0	0.11	182	200	25.83
1340	2.00	4.70	24.31	0.659	0.0	0.13	181	200	25.83
1342	Sample time								

COMMENTS:

CONTAINER SIZE/TYPE	NO.	PRESERVATIVE	ANALYTICAL METHOD	ANALYSIS
500 mL PL	1	Nitric acid	6020	Metals: Total Arsenic Lead Copper Zinc
500 mL PL	1	none	6020	Metals: DISSOLVED Arsenic Lead Copper Zinc
1 L GL Amber	2	none	8081A	Total organochlorine Pesticides
500 mL PL	1	none	9056	Nitrate and Sulfate
40 mL GL	2-3	HCL	8260	Site-Specific VOCs [See Sampling Scope of Work to confirm if well sampled for VOCs]

GENERAL INFORMATION		
WEATHER:	Sunny Clear warm	
SHIPPED VIA:	FedEX or lab courier	
SHIPPED TO:	AES -Atlanta, GA	
SAMPLER: Mark A.		OBSERVER:

[0.163 x water column height (ft) x 3 (well volumes) for 2" wells]
[0.653 x water column height (ft) x 3 (well volumes) for 4" wells]

GROUNDWATER FIELD SAMPLING REPORT

PROJECT NO: 6122-08-0154

Amec Foster Wheeler Environment & Infrastructure, Inc
1075 BIG SHANTY ROAD SUITE 100 KENNESAW GA 30144
PHONE: (770) 421-3400 / FAX: (770) 421-3486

WELL ID: TW-7 DEPTH TO PRODUCT: _____ DATE: 11-7-17

PURGE METHOD: Low Flow/Low Stress :Pump TIME: 1446

SAMPLE METHOD: Pump per SESDPROC 301-R4 GRAB (x) COMPOSITE ( )

DUP./REP. OF: _____ DEPTH TO WATER: 21.25 (ft btoc) >>>>>>>>> DEPTH TO PUMP INTAKE OR TUBING INTAKE (ft btoc): 32.0'

TOTAL DEPTH: 32.60 (ft btoc)

Arrived at: 1240 PURGE VOLUME: 1.36 (gals)

Initial PID = _____ WELL DIAMETER (inches): (circle one)

Purging PID = _____ 11.35X.04X3 2-inch or (1-inch)

TIME	VOL. PURGED (gal)	pH	TEMPERATURE (°C)	SPEC. COND. (mS/cm)	TURB. (NTU)	DO	ORP	Pump Rate ml/min. (& pump setting)	New Water Level
Initial: 1300	.25	3.81	26.71	6.09	470	0.11	248	100 ( )	24.91
1310	.50	3.80	26.64	6.05	409	0.01	209	100	25.11
1320	.75	3.75	25.15	5.96	156	0.08	195	100	26.01
1332	1.00	3.66	24.51	5.75	127	0.47	248	75	27.21
1344	1.25	3.64	24.24	5.75	139	0.49	262	75	28.12
1356	1.50	3.66	24.34	5.72	122	0.12	197	75	29.53
1408	1.75	3.80	24.31	5.86	81.9	0.05	120	75	30.21
1420	2.00	3.81	24.36	5.86	73.4	0.03	142	75	30.50
1432	2.25	3.82	24.84	5.82	42.2	0.07	138	75	30.72
1444	2.50	3.85	24.93	5.80	7.3	0.06	141	75	30.72
1446	Sample	then	TW-7						

COMMENTS:

CONTAINER SIZE/TYPE	NO.	PRESERVATIVE	ANALYTICAL METHOD	ANALYSIS
500 mL PL	1	Nitric acid	6020	Metals: Total Arsenic Lead Copper Zinc
500 mL PL	1	none	6020	Metals: DISSOLVED Arsenic Lead Copper Zinc
1 L GL Amber	1 &	none	8081A	Total organochlorine Pesticides
500 mL PL	1	none	9056	Nitrate and Sulfate
40 mL GL	2 &	HCL	8260	Site-Specific VOCs [See Sampling Scope of Work to confirm if well sampled for VOCs]

GENERAL INFORMATION		
WEATHER:		
SHIPPED VIA:	FedEX or lab courier	
SHIPPED TO:	AES -Atlanta, GA	
SAMPLER: Mark Andrews	OBSERVER:	

[0.163 x water column height (ft) x 3 (well volumes) for 2" wells]
[0.653 x water column height (ft) x 3 (well volumes) for 4" wells]

GROUNDWATER FIELD SAMPLING REPORT

PROJECT NO: 6122-08-0154

Amec Foster Wheeler Environment & Infrastructure, Inc
1075 BIG SHANTY ROAD SUITE 100 KENNESAW GA 30144
PHONE: (770) 421-3400 / FAX: (770) 421-3486

WELL ID: TW-8 DEPTH TO PRODUCT: _____ DATE: 11-6-17

PURGE METHOD: Low Flow/Low Stress :Pump TIME: 1212

SAMPLE METHOD: Pump per SESDPROC 301-R4 GRAB (x) COMPOSITE ( )

DUP./REP. OF: DUP-3 DEPTH TO WATER: 20.02 (ft btoc) >>>>>>>>> DEPTH TO PUMP INTAKE OR TUBING INTAKE (ft btoc): 21.0'

TOTAL DEPTH: 30.15 (ft btoc)

Arrived at: 1130 PURGE VOLUME: 1.22 gal (gals) WELL DIAMETER (inches): (circle one) 2-inch or (1-inch)

Initial PID = NA

Purging PID = NA 10.13 x .04 x 3 = 1.21

TIME	VOL. PURGED (gal)	pH	TEMPERATURE (°C)	SPEC. COND. (mS/cm)	TURB. (NTU)	DO	ORP	Pump Rate ml/min. (& pump setting)	New Water Level
Initial: 1150	.25	6.02	23.66	2.45	132	2.10	76	200	20.45
1155	.50	6.21	23.40	2.39	92.7	0.85	-31	200	21.51
1200	.75	6.30	23.17	2.09	25.7	0.31	-57	200	21.51
1205	1.00	6.30	23.19	2.05	13.3	0.39	-58	200	21.51
1210	1.25	6.30	23.10	2.03	3.4	0.30	-59	200	21.51
1212	Sample	time	TW-8						

COMMENTS: DUP-3 Collected at this location for pesticides only

CONTAINER SIZE/TYPE	NO.	PRESERVATIVE	ANALYTICAL METHOD	ANALYSIS
500 mL PL	1	Nitric acid	6020	Metals: Total Arsenic Lead Copper Zinc
500 mL PL	1	none	6020	Metals: DISSOLVED Arsenic Lead Copper Zinc
1 L GL Amber	2	none	8081A	Total organochlorine Pesticides
500 mL PL	1	none	9056	Nitrate and Sulfate
40 mL GL	2	HCL	8260	Site-Specific VOCs [See Sampling Scope of Work to confirm if well sampled for VOCs]

GENERAL INFORMATION		
WEATHER:	Sunny Clear warm	
SHIPPED VIA:	FedEX or lab courier	
SHIPPED TO:	AES -Atlanta, GA	
SAMPLER: Mark A		OBSERVER:

[0.163 x water column height (ft) x 3 (well volumes) for 2" wells]
[0.653 x water column height (ft) x 3 (well volumes) for 4" wells]

GROUNDWATER FIELD SAMPLING REPORT

PROJECT NO: 6122-08-0154

Amec Foster Wheeler Environment & Infrastructure, Inc
1075 BIG SHANTY ROAD SUITE 100 KENNESAW GA 30144
PHONE: (770) 421-3400 / FAX: (770) 421-3486

WELL ID: TW-9 DEPTH TO PRODUCT: _____ DATE: 11-6-17

PURGE METHOD: Low Flow/Low Stress :Pump TIME: 1607

SAMPLE METHOD: Pump per SESDPROC 301-R4 GRAB (x) COMPOSITE ( )

DUP./REP. OF: _____ DEPTH TO WATER: 21.17 (ft btoc) >>>>>>>>> DEPTH TO PUMP INTAKE OR TUBING INTAKE (ft btoc): 24'

TOTAL DEPTH: 35.20 (ft btoc)

Arrived at: 1415 PURGE VOLUME: 1.68 (gals)

Initial PID = _____ WELL DIAMETER (inches): (circle one)

Purging PID = _____ 14.03 X .04 X 3 2-inch or (1-inch)

TIME	VOL. PURGED (gal)	pH	TEMPERATURE (°C)	SPEC. COND. (mS/cm)	TURB. (NTU)	DO	ORP	Pump Rate ml/min. (& pump setting)	New Water Level
Initial: 1430	.25	5.50	26.09	0.423	33.3	0.49	188	200	22.05
1435	.50	5.56	25.56	0.430	39.7	0.27	187	200	22.05
1440	.75	5.58	25.30	0.434	42.3	0.16	186	200	22.05
1445	1.00	5.61	25.15	0.439	38.9	0.12	185	200	22.05
1450	1.25	5.64	25.13	0.441	36.9	0.09	183	200	22.05
1455	1.50	5.64	25.49	0.440	33.5	0.12	184	200	22.05
1500	1.75	5.64	25.65	0.437	30.9	0.09	186	200	22.05
1505	2.00	5.64	25.36	0.438	32.2	0.11	185	200	22.05
1515	2.50	5.64	25.33	0.439	29.4	0.08	185	200	22.05
1525	3.00	5.63	25.36	0.436	28.7	0.09	185	200	22.05
1535	3.50	5.66	25.49	0.437	24.2	0.13	185	200	22.05
1545	4.00	5.66	25.74	0.434	19.7	0.15	186	200	22.05
1555	4.50	5.65	25.72	0.434	14.6	~~0.0~~ well	186	200	22.05
1605	5.00	5.65	26.14	0.435	9.8	0.13	186	200	22.05
1607	Collect	sample TW-9							
COMMENTS:									

CONTAINER SIZE/TYPE	NO.	PRESERVATIVE	ANALYTICAL METHOD	ANALYSIS
500 mL PL	1	Nitric acid	6020	Metals: Total Arsenic Lead Copper Zinc
500 mL PL	1	none	6020	Metals: DISSOLVED Arsenic Lead Copper Zinc
1 L GL Amber	2	none	8081A	Total organochlorine Pesticides
500 mL PL	1	none	9056	Nitrate and Sulfate
40 mL GL	2 3	HCL	8260	Site-Specific VOCs [See Sampling Scope of Work to confirm if well sampled for VOCs]

GENERAL INFORMATION			
WEATHER:	Partly Cloudy Warm		
SHIPPED VIA:	FedEX or lab courier		
SHIPPED TO:	AES -Atlanta, GA		
SAMPLER:	Mark Andrew	OBSERVER:	

[0.163 x water column height (ft) x 3 (well volumes) for 2" wells]
[0.653 x water column height (ft) x 3 (well volumes) for 4" wells]

GROUNDWATER FIELD SAMPLING REPORT

PROJECT NO: 6122-08-0154

Amec Foster Wheeler Environment & Infrastructure, Inc
1075 BIG SHANTY ROAD SUITE 100 KENNESAW GA 30144
PHONE: (770) 421-3400 / FAX: (770) 421-3486

WELL ID: TW-10 DEPTH TO PRODUCT: _____ DATE: 11-7-17

PURGE METHOD: Low Flow/Low Stress :Pump TIME: 1102

SAMPLE METHOD: Pump per SESDPROC 301-R4 GRAB (x) COMPOSITE ( )

DUP./REP. OF: _____ DEPTH TO WATER: 18.31 (ft btoc) >>>>>>>>> DEPTH TO PUMP INTAKE OR TUBING INTAKE (ft btoc): 20.0

TOTAL DEPTH: 30.15 (ft btoc)

Arrived at: 1000 PURGE VOLUME: 1.42 (gals) 11.81 X .04 X 3

Initial PID = _____

Purging PID = _____

WELL DIAMETER (inches): (circle one)
2-inch or (1-inch)

TIME	VOL. PURGED (gal)	pH	TEMPERATURE (°C)	SPEC. COND. (mS/cm)	TURB. (NTU)	DO	ORP	Pump Rate ml/min. (& pump setting)	New Water Level
Initial: 1025	.25	4.03	26.02	0.628	150	2.38	333	200 ( )	18.43
1030	.50	3.76	25.65	0.614	140	1.00	348	200	18.49
1035	.75	3.75	24.33	0.509	124	1.07	411	200	18.49
1040	1.00	3.75	23.93	0.503	44.1	1.10	434	200	18.49
1045	1.25	3.75	23.13	0.502	21.1	1.61	456	200	18.49
1050	1.50	3.75	23.12	0.502	6.4	1.27	470	200	18.41
1055	1.75	3.76	23.07	0.501	0.0	1.17	471	200	18.41
1100	2.00	3.75	23.04	0.501	0.0	1.19	471	200	18.41
1102	Samp	le from	TW-10						

COMMENTS:

CONTAINER SIZE/TYPE	NO.	PRESERVATIVE	ANALYTICAL METHOD	ANALYSIS
500 mL PL	1	Nitric acid	6020	Metals: Total Arsenic Lead Copper Zinc
500 mL PL	1	none	6020	Metals: DISSOLVED Arsenic Lead Copper Zinc
1 L GL Amber	2	none	8081A	Total organochlorine Pesticides
500 mL PL	1	none	9056	Nitrate and Sulfate
40 mL GL	2	HCL	8260	Site-Specific VOCs [See Sampling Scope of Work to confirm if well sampled for VOCs]

GENERAL INFORMATION			
WEATHER:	Partly Cloudy Warm		
SHIPPED VIA:	FedEX or lab courier		
SHIPPED TO:	AES -Atlanta, GA		
SAMPLER:	Mark Andrews	OBSERVER:	

[0.163 x water column height (ft) x 3 (well volumes) for 2" wells]
[0.653 x water column height (ft) x 3 (well volumes) for 4" wells]

GROUNDWATER FIELD SAMPLING REPORT

PROJECT NO: 6122-08-0154

Amec Foster Wheeler Environment & Infrastructure, Inc
1075 BIG SHANTY ROAD SUITE 100 KENNESAW GA 30144
PHONE: (770) 421-3400 / FAX: (770) 421-3486

WELL ID: TW-11 DEPTH TO PRODUCT: _____ DATE: 11-1-17

PURGE METHOD: Low Flow/Low Stress :Pump TIME: 1322

SAMPLE METHOD: Pump per SESDPROC 301-R4 GRAB (x) COMPOSITE ( )

DUP./REP. OF: _____ DEPTH TO WATER: 31.13 (ft btoc) >>>>>>>>> DEPTH TO PUMP INTAKE OR TUBING INTAKE (ft btoc): 33.0'

TOTAL DEPTH: 45.10 (ft btoc)

Arrived at: 1130 PURGE VOLUME: 13.97 x .04 x 3 = 1.67 (gals) 3 well volumes

Initial PID = _____

Purging PID = _____

WELL DIAMETER (inches): (circle one) 2-inch or (1-inch)

TIME	VOL. PURGED (gal)	pH	TEMPERATURE (°C)	SPEC. COND. (mS/cm)	TURB. (NTU)	DO	ORP	Pump Rate ml/min. (& pump setting)	New Water Level
Initial: 1220	.25	4.44	19.51	0.313	834	2.84	290	100 ( )	32.11
1230	.50	4.39	19.65	0.311	712	2.42	294	100	32.11
1240	.75	4.33	19.72	0.299	152	1.55	330	100	32.11
1250	1.00	4.30	19.84	0.283	12.1	1.45	374	100	32.11
1300	1.25	4.30	19.99	0.281	3.9	1.48	390	100	32.11
1310	1.50	4.30	20.06	0.281	2.6	1.49	392	100	32.11
1320	1.75	4.30	20.08	0.281	2.2	1.50	398	100	32.11
1322	Sample time TW-11								

COMMENTS:

CONTAINER SIZE/TYPE	NO.	PRESERVATIVE	ANALYTICAL METHOD	ANALYSIS
500 mL PL	1	Nitric acid	6020	Metals: Total Arsenic Lead Copper Zinc
500 mL PL	1	none	6020	Metals: DISSOLVED Arsenic Lead Copper Zinc
1 L GL Amber	2	none	8081A	Total organochlorine Pesticides
500 mL PL	1	none	9056	Nitrate and Sulfate
~~40-mL GL~~	~~3~~	~~HCL~~	~~8260~~	~~Site-Specific VOCs [See Sampling Scope of Work to confirm if well sampled for VOCs]~~

GENERAL INFORMATION			
WEATHER:	partly Cloudy warm		
SHIPPED VIA:	FedEX or lab courier		
SHIPPED TO:	AES -Atlanta, GA		
SAMPLER: Mark Andrews		OBSERVER:	

[0.163 x water column height (ft) x 3 (well volumes) for 2" wells]
[0.653 x water column height (ft) x 3 (well volumes) for 4" wells]

GROUNDWATER FIELD SAMPLING REPORT

PROJECT NO: 6122-08-0154

Amec Foster Wheeler Environment & Infrastructure, Inc
1075 BIG SHANTY ROAD SUITE 100 KENNESAW GA 30144
PHONE: (770) 421-3400 / FAX: (770) 421-3486

WELL ID: TW-12 DEPTH TO PRODUCT: NA DATE: 10-31-17

PURGE METHOD: Low Flow/Low Stress :Pump TIME: 1537

SAMPLE METHOD: Pump per SESDPROC 301-R4 GRAB (x) COMPOSITE ( )

DUP./REP. OF: _____ DEPTH TO WATER: 34.67 (ft btoc)

TOTAL DEPTH: 45.10 (ft btoc)

>>>>>>>>> DEPTH TO PUMP INTAKE OR TUBING INTAKE (ft btoc) [redacted] 37.0'

Arrived at: 1240

Initial PID = _____

Purging PID = _____

PURGE VOLUME: 1.25 gal (gals)

3 well volumes
10.43 X .04 X 3 = 1.25 gal

WELL DIAMETER (inches): (circle one)
2-inch or 1-inch

TIME	VOL. PURGED (gal)	pH	TEMPERATURE (°C)	SPEC. COND. (mS/cm)	TURB. (NTU)	DO	ORP	Pump Rate ml/min. (& pump setting)	New Water Level
Initial: 1345	.25	5.49	20.82	0.192	592	2.73	84	100 ( )	36.41
1355	.50	5.73	21.10	0.140	484	2.04	69	100	36.45
1405	.75	5.62	21.30	0.138	286	1.64	95	100	36.45
1415	1.00	5.71	21.38	0.138	239	1.76	105	100	36.45
1425	1.25	5.56	21.40	0.138	198	1.96	121	100	36.45
1435	1.50	5.62	21.41	0.138	164	2.24	129	100	36.45
1445	1.75	5.68	21.40	0.138	147	2.37	135	100	36.45
1455	2.00	5.69	21.41	0.140	123	2.39	143	100	36.45
1505	2.25	5.70	21.45	0.141	111	2.57	145	100	36.45
1515	2.50	5.71	21.60	0.141	104	2.56	148	100	36.45
1525	2.75	5.74	21.95	0.140	102	2.58	151	100	36.45
1535	3.00	5.76	21.97	0.140	103	2.54	152	100	36.45
1537	Sample	time	TW-12						

COMMENTS: water milky white in color, no visiable sediment. 1535 purged 7 well volumes, Turb stabalized around 102 Ntus, water clear of sediment but milky white in color. 1537 Sample well parameters stable, could not get turb below 10 NTU

CONTAINER SIZE/TYPE	NO.	PRESERVATIVE	ANALYTICAL METHOD	ANALYSIS
500 mL PL	1	Nitric acid	6020	Metals: Total Arsenic Lead Copper Zinc
500 mL PL	1	none	6020	Metals: DISSOLVED Arsenic Lead Copper Zinc
1 L GL Amber	2	none	8081A	Total organochlorine Pesticides
500 mL PL	1	none	9056	Nitrate and Sulfate
~~40 mL GL~~	~~3~~	~~HCL~~	~~8260~~	~~Site-Specific VOCs [See Sampling Scope of Work to confirm if well sampled for VOCs]~~

GENERAL INFORMATION	
WEATHER:	Sunny Clear cool
SHIPPED VIA:	FedEX or lab courier
SHIPPED TO:	AES -Atlanta, GA
SAMPLER: Mark Andrews	OBSERVER:

[0.163 x water column height (ft) x 3 (well volumes) for 2" wells]
[0.653 x water column height (ft) x 3 (well volumes) for 4" wells]

WATER FIELD SAMPLING REPORT

PROJECT NO: 6122-08-0154

Amec Foster Wheeler Environment & Infrastructure, Inc
1075 BIG SHANTY ROAD SUITE 100 KENNESAW GA 30144
PHONE: (770) 421-3400 / FAX: (770) 421-3486

LOCATION ID: SW-2010-5 SHEEN/FILM ON WATER NO DATE: 11-9-17

PURGE METHOD: NA TIME: 1245

SAMPLE METHOD: SESDPROC 201-R4 SURFACE WATER GRAB (x) COMPOSITE ( )

DUP./REP. OF: _____ DEPTH TO WATER: _____ DEPTH TO STREAM BOTTOM (FEET)

TOTAL DEPTH: _____

Arrived at: 1238 PURGE VOLUME: NA WELL DIAMETER (inches): NA

Initial PID = _____

Purging PID = _____

TIME	VOL. PURGED (gal)	pH	TEMPERATURE (°C)	SPEC. COND. (mS/cm)	TURB. (NTU)	DO	ORP	Pump Rate ml/min. (& pump setting)	New Water Level
Initial: 1245		6.91	16.33	0.237	6.8	7.13	40	NA ( )	NA

COMMENTS:

CONTAINER SIZE/TYPE	NO.	PRESERVATIVE	ANALYTICAL METHOD	ANALYSIS
500 mL PL	1	none	6020	Metals: DISSOLVED Arsenic Lead Copper Zinc
1 L GL Amber	2	none	8081A	Total organochlorine Pesticides
500 mL PL	1	none	9056	Nitrate and Sulfate

GENERAL INFORMATION			
WEATHER:	rainy cloudy cool		
SHIPPED VIA:	FedEX or lab courier		
SHIPPED TO:	AES -Atlanta, GA		
SAMPLER: Mr Daniel H		OBSERVER: Mark A	

[0.163 x water column height (ft) x 3 (well volumes) for 2" wells]
[0.653 x water column height (ft) x 3 (well volumes) for 4" wells]

WATER FIELD SAMPLING REPORT

PROJECT NO: 6122-08-0154

Amec Foster Wheeler Environment & Infrastructure, Inc
1075 BIG SHANTY ROAD SUITE 100 KENNESAW GA 30144
PHONE: (770) 421-3400 / FAX: (770) 421-3486

LOCATION ID: SW-2010-10 SHEEN/FILM ON WATER NO DATE: 11-9-17

PURGE METHOD: NA TIME: 1150

SAMPLE METHOD: SESDPROC 201-R4 SURFACE WATER GRAB (x) COMPOSITE ( )

DUP./REP. OF: _____ DEPTH TO WATER: _____ DEPTH TO STREAM BOTTOM (FEET)

TOTAL DEPTH: _____ _____

Arrived at: 1145 PURGE VOLUME: NA WELL DIAMETER (inches):

Initial PID = _____ NA

Purging PID = _____

TIME	VOL. PURGED (gal)	pH	TEMPERATURE (°C)	SPEC. COND. (mS/cm)	TURB. (NTU)	DO	ORP	Pump Rate ml/min. (& pump setting)	New Water Level
Initial: 1150		7.07	16.35	0.227	8.7	6.00	94	NF ( )	NM
COMMENTS:									

CONTAINER SIZE/TYPE	NO.	PRESERVATIVE	ANALYTICAL METHOD	ANALYSIS
500 mL PL	1	none	6020	Metals: DISSOLVED Arsenic Lead Copper Zinc
1 L GL Amber	2	none	8081A	Total organochlorine Pesticides
500 mL PL	1	none	9056	Nitrate and Sulfate

GENERAL INFORMATION			
WEATHER:	Rainy Cloudy cool		
SHIPPED VIA:	FedEX or lab courier		
SHIPPED TO:	AES -Atlanta, GA		
SAMPLER: David H		OBSERVER: Mark A	

[0.163 x water column height (ft) x 3 (well volumes) for 2" wells]
[0.653 x water column height (ft) x 3 (well volumes) for 4" wells]

WATER FIELD SAMPLING REPORT

PROJECT NO: 6122-08-0154

Amec Foster Wheeler Environment & Infrastructure, Inc
1075 BIG SHANTY ROAD SUITE 100 KENNESAW GA 30144
PHONE: (770) 421-3400 / FAX: (770) 421-3486

LOCATION ID: SW-2010-11 SHEEN/FILM ON WATER NO DATE: 11-9-17

PURGE METHOD: NA TIME: 1140

SAMPLE METHOD: SESDPROC 201-R4 SURFACE WATER GRAB (x) COMPOSITE ( )

DUP./REP. OF: DUP-5 DEPTH TO WATER: DEPTH TO STREAM BOTTOM (FEET)

TOTAL DEPTH:

Arrived at: 1137 PURGE VOLUME: NA WELL DIAMETER (inches): NA

Initial PID =

Purging PID =

TIME	VOL. PURGED (gal)	pH	TEMPERATURE (°C)	SPEC. COND. (mS/cm)	TURB. (NTU)	DO	ORP	Pump Rate ml/min. (& pump setting)	New Water Level
Initial: 1140		6.68	17.08	0.336	1.3	7.07	143	NA ( )	NA

COMMENTS: DUP-5 taken at this location, Sample time 1200

CONTAINER SIZE/TYPE	NO.	PRESERVATIVE	ANALYTICAL METHOD	ANALYSIS
500 mL PL	1	none	6020	Metals: DISSOLVED Arsenic Lead Copper Zinc
1 L GL Amber	2	none	8081A	Total organochlorine Pesticides
500 mL PL	1	none	9056	Nitrate and Sulfate

GENERAL INFORMATION			
WEATHER:			
SHIPPED VIA:	FedEX or lab courier		
SHIPPED TO:	AES -Atlanta, GA		
SAMPLER:	Daniel H.	OBSERVER:	Mark A.

[0.163 x water column height (ft) x 3 (well volumes) for 2" wells]
[0.653 x water column height (ft) x 3 (well volumes) for 4" wells]

WATER FIELD SAMPLING REPORT

PROJECT NO: 6122-08-0154

Amec Foster Wheeler Environment & Infrastructure, Inc
1075 BIG SHANTY ROAD SUITE 100 KENNESAW GA 30144
PHONE: (770) 421-3400 / FAX: (770) 421-3486

LOCATION ID: SW-2010-14 SHEEN/FILM ON WATER no DATE: 11-9-17

PURGE METHOD: NA TIME: 1045

SAMPLE METHOD: SESDPROC 201-R4 SURFACE WATER GRAB (x) COMPOSITE ( )

DUP./REP. OF:_____ DEPTH TO WATER:_____ DEPTH TO STREAM BOTTOM (FEET)

TOTAL DEPTH:_____ _____

Arrived at: 1040 PURGE VOLUME: NA WELL DIAMETER (inches):

Initial PID = _____ NA

Purging PID = _____

TIME	VOL. PURGED (gal)	pH	TEMPERATURE (°C)	SPEC. COND. (mS/cm)	TURB. (NTU)	DO	ORP	Pump Rate ml/min. (& pump setting)	New Water Level
Initial: 1045		6.98	16.27	0.251	7.7	4.32	109	NA( )	NM
COMMENTS:									

CONTAINER SIZE/TYPE	NO.	PRESERVATIVE	ANALYTICAL METHOD	ANALYSIS
500 mL PL	1	none	6020	Metals: DISSOLVED Arsenic Lead Copper Zinc
1 L GL Amber	2	none	8081A	Total organochlorine Pesticides
500 mL PL	1	none	9056	Nitrate and Sulfate

GENERAL INFORMATION			
WEATHER:	rainy cloudy cold		
SHIPPED VIA:	FedEX or lab courier		
SHIPPED TO:	AES -Atlanta, GA		
SAMPLER: Daniel H		OBSERVER: Mark A	

[0.163 x water column height (ft) x 3 (well volumes) for 2" wells]
[0.653 x water column height (ft) x 3 (well volumes) for 4" wells]

WATER FIELD SAMPLING REPORT

PROJECT NO: 6122-08-0154

Amec Foster Wheeler Environment & Infrastructure, Inc
1075 BIG SHANTY ROAD SUITE 100 KENNESAW GA 30144
PHONE: (770) 421-3400 / FAX: (770) 421-3486

LOCATION ID: SW-2010-17 SHEEN/FILM ON WATER NO DATE: 11-9-17

PURGE METHOD: NA TIME: 1017

SAMPLE METHOD: SESDPROC 201-R4 SURFACE WATER GRAB (x) COMPOSITE ( )

DUP./REP. OF: _____ DEPTH TO WATER: _____ DEPTH TO STREAM BOTTOM (FEET)

TOTAL DEPTH: _____ _____

Arrived at: 1015 PURGE VOLUME: NA WELL DIAMETER (inches):

Initial PID = _____ NA

Purging PID = _____

TIME	VOL. PURGED (gal)	pH	TEMPERATURE (°C)	SPEC. COND. (mS/cm)	TURB. (NTU)	DO	ORP	Pump Rate ml/min. (& pump setting)	New Water Level
Initial: 1017		6.76	16.14	0.228	5.0	4.99	110	NA ( )	NA
COMMENTS:									

CONTAINER SIZE/TYPE	NO.	PRESERVATIVE	ANALYTICAL METHOD	ANALYSIS
500 mL PL	1	none	6020	Metals: DISSOLVED Arsenic Lead Copper Zinc
1 L GL Amber	2	none	8081A	Total organochlorine Pesticides
500 mL PL	1	none	9056	Nitrate and Sulfate

GENERAL INFORMATION			
WEATHER:	rainy cloudy cold		
SHIPPED VIA:	FedEX or lab courier		
SHIPPED TO:	AES -Atlanta, GA		
SAMPLER:	Daniel H	OBSERVER:	Mark A

[0.163 x water column height (ft) x 3 (well volumes) for 2" wells]
[0.653 x water column height (ft) x 3 (well volumes) for 4" wells]

WATER FIELD SAMPLING REPORT

PROJECT NO: 6122-08-0154

Amec Foster Wheeler Environment & Infrastructure, Inc
1075 BIG SHANTY ROAD SUITE 100 KENNESAW GA 30144
PHONE: (770) 421-3400 / FAX: (770) 421-3486

LOCATION ID: SW-2010-15 SHEEN/FILM ON WATER NO DATE: 11-9-17

PURGE METHOD: NA TIME: 1030

SAMPLE METHOD: SESDPROC 201-R4 SURFACE WATER GRAB (x) COMPOSITE ( )

DUP./REP. OF: _____ DEPTH TO WATER: _____ DEPTH TO STREAM BOTTOM (FEET)

TOTAL DEPTH: _____ _____

Arrived at: 1028 PURGE VOLUME: NA WELL DIAMETER (inches):

Initial PID = _____ NA

Purging PID = _____

TIME	VOL. PURGED (gal)	pH	TEMPERATURE (°C)	SPEC. COND. (mS/cm)	TURB. (NTU)	DO	ORP	Pump Rate ml/min. (& pump setting)	New Water Level
Initial: 1030		6.89	16.19	0.240	10.7	4.40	126	NA ( )	NA
COMMENTS:									

CONTAINER SIZE/TYPE	NO.	PRESERVATIVE	ANALYTICAL METHOD	ANALYSIS
500 mL PL	1	none	6020	Metals: DISSOLVED Arsenic Lead Copper Zinc
1 L GL Amber	2	none	8081A	Total organochlorine Pesticides
500 mL PL	1	none	9056	Nitrate and Sulfate

GENERAL INFORMATION			
WEATHER:	Rainy Cloudy Cold		
SHIPPED VIA:	FedEX or lab courier		
SHIPPED TO:	AES -Atlanta, GA		
SAMPLER:	Daniel H	OBSERVER:	Mark A.

[0.163 x water column height (ft) x 3 (well volumes) for 2" wells]
[0.653 x water column height (ft) x 3 (well volumes) for 4" wells]

WATER FIELD SAMPLING REPORT

PROJECT NO: 6122-08-0154

Amec Foster Wheeler Environment & Infrastructure, Inc
1075 BIG SHANTY ROAD SUITE 100 KENNESAW GA 30144
PHONE: (770) 421-3400 / FAX: (770) 421-3486

LOCATION ID: SW-2014-20 SHEEN/FILM ON WATER no DATE: 11-9-17

PURGE METHOD: NA TIME: 1215

SAMPLE METHOD: SESDPROC 201-R4 SURFACE WATER GRAB (x) COMPOSITE ( )

DUP./REP. OF: _____ DEPTH TO WATER: _____ DEPTH TO STREAM BOTTOM (FEET)

TOTAL DEPTH: _____ _____

Arrived at: 1208 PURGE VOLUME: NA WELL DIAMETER (inches):

Initial PID = _____ NA

Purging PID = _____

TIME	VOL. PURGED (gal)	pH	TEMPERATURE (°C)	SPEC. COND. (mS/cm)	TURB. (NTU)	DO	ORP	Pump Rate ml/min. (& pump setting)	New Water Level
Initial: 1215		6.57	18.48	0.548	0.0	3.90	147	NA ( )	NA
COMMENTS:									

CONTAINER SIZE/TYPE	NO.	PRESERVATIVE	ANALYTICAL METHOD	ANALYSIS
500 mL PL	1	none	6020	Metals: DISSOLVED Arsenic Lead Copper Zinc
1 L GL Amber	2	none	8081A	Total organochlorine Pesticides
500 mL PL	1	none	9056	Nitrate and Sulfate

GENERAL INFORMATION			
WEATHER:	rainy cloudy cool		
SHIPPED VIA:	FedEX or lab courier		
SHIPPED TO:	AES -Atlanta, GA		
SAMPLER:	Daniel H	OBSERVER:	Mark A.

[0.163 x water column height (ft) x 3 (well volumes) for 2" wells]
[0.653 x water column height (ft) x 3 (well volumes) for 4" wells]

WATER FIELD SAMPLING REPORT

PROJECT NO: 6122-08-0154

Amec Foster Wheeler Environment & Infrastructure, Inc
1075 BIG SHANTY ROAD SUITE 100 KENNESAW GA 30144
PHONE: (770) 421-3400 / FAX: (770) 421-3486

LOCATION ID: SW-2014-21 SHEEN/FILM ON WATER NO DATE: 11-9-17

PURGE METHOD: NA TIME: 1230

SAMPLE METHOD: SESDPROC 201-R4 SURFACE WATER GRAB (x) COMPOSITE ( )

DUP./REP. OF: _____ DEPTH TO WATER: _____ DEPTH TO STREAM BOTTOM (FEET)

TOTAL DEPTH: _____ _____

Arrived at: 1223 PURGE VOLUME: NA WELL DIAMETER (inches):

Initial PID = _____ NA

Purging PID = _____

TIME	VOL. PURGED (gal)	pH	TEMPERATURE (°C)	SPEC. COND. (mS/cm)	TURB. (NTU)	DO	ORP	Pump Rate ml/min. (& pump setting)	New Water Level
Initial: 1230		6.60	19.78	0.463	6.1	2.82	142	( )	
COMMENTS:									

CONTAINER SIZE/TYPE	NO.	PRESERVATIVE	ANALYTICAL METHOD	ANALYSIS
500 mL PL	1	none	6020	Metals: DISSOLVED Arsenic Lead Copper Zinc
1 L GL Amber	2	none	8081A	Total organochlorine Pesticides
500 mL PL	1	none	9056	Nitrate and Sulfate

GENERAL INFORMATION			
WEATHER:	rainy cloudy cool		
SHIPPED VIA:	FedEX or lab courier		
SHIPPED TO:	AES -Atlanta, GA		
SAMPLER: Daniel H.		OBSERVER: Mark A.	

[0.163 x water column height (ft) x 3 (well volumes) for 2" wells]
[0.653 x water column height (ft) x 3 (well volumes) for 4" wells]

APPENDIX B

EVALUATION OF ANNUAL AVERAGE FLOW NORMALIZED CONCENTRATIONS FOR THE UN-NAMED STREAM ON CSX PROPERTY

EVALUATION OF ANNUAL AVERAGE FLOW NORMALIZED CONCENTRATIONS FOR THE UNNAMED STREAM ON CSX PROPERTY

Georgia's Water Use Classifications and Water Quality Standards (391-3-6.03 (5) (e) (iv)) specify not-to-exceed in-stream concentrations applicable under "annual average or higher stream flow conditions" for a select list of chemical constituents. Two of these constituents, alpha-BHC and beta-BHC have been detected in the unnamed tributary to Woodall Creek on CSX property at concentrations exceeding allowable in-stream concentrations. Therefore, Amec Foster Wheeler determined the annual average stream flow for Woodall Creek, the receiving stream for the unnamed stream on CSX property. The DeFoors Ferry United States Geological Survey (USGS) Gage was used in normalizing the measured in-stream sampling results to a long-term (30-year) annual average stream flow condition.

Determination of Annual Average Flow for Woodall Creek

The 30-year average flow for Woodall Creek was determined utilizing the USGS continuous stream flow record for Woodall Creek at DeFoors Ferry, which began in 2006, in combination with the nearby Peachtree Creek USGS Gage, which began continuous operation in 1958 and can, therefore, be used as a reference or index station for record extension and augmentation of the data available for the Woodall Creek DeFoors Ferry Gage. Based on the below information, the calculated annual average flow for Woodall Creek at DeFoors Ferry Gage is 4.64 cubic feet per second (cfs).

Woodall Creek DeFoors Ferry Gage 2010 – 2016

Sum of the Annual Average Flow – 28.73 cfs
Number of records – 7
Average Annual Flow 28.73 cfs / 7 = 4.10 cfs

Peachtree Creek Gage – 2010 - 2016

Sum of Annual Average Flow – 804.20 cfs
Number of Records – 7
Average Annual Flow 804.20 cfs / 7 = 114.89 cfs

Peachtree Creek Gage 1987 – 2016

Sum of Annual Average Flow – 3903.00 cfs
Number of Records – 30
Average Annual Flow 3903.00 cfs / 30 = 130.10 cfs

Information obtained from the USGS Surface Water Annual Statistics is included as **Attachment 1**. The long-term annual average flow for the Woodall Creek Gage adjusted to the 30 year base period for Peachtree Creek Gage is calculated as:

(4.10 / 114.89) * 130.1 = 4.64 cfs

Determination of Surface Water Concentration Normalization Factor

The stream flow in Woodall Creek, as measured at the DeFoors Ferry Gage at the time of sampling on November 9, 2017 (10:17 am to 12:45 pm) was 9.06 cfs (average) (see **Attachment 1**). Normalized surface water analytical results for the unnamed stream surface

water samples collected on November 9, 2017 were derived by multiplying the actual analytical sample results by the ratio of the concurrent instantaneous stream flow recorded at the Woodall Creek DeFoors Ferry USGS Gage for the specific time of surface water sampling (9.06 cfs) divided by the long-term annual average stream-flow determined for the Woodall Creek Gage based on the above methodology (4.64 cfs). The flow normalized analytical results are presented on **Table B-1** along with measured surface water concentrations. Both the raw results and the flow normalized results from November 9, 2017 exceed allowable in-stream concentrations for alpha and beta-BHC at the seven sample locations.

TABLE B-1: ANNUAL AVERAGE FLOW NORMALIZED SURFACE WATER ANALYTICAL RESULTS

Sample Location			SW-2010-5		SW2010-10		SW2010-11		SW2010-14		SW2010-15		SW2010-17		SW2014-20		SW2014-21	
Sample Date			11/9/2017		11/9/2017		11/9/2017		11/9/2017		11/9/2017		11/9/2017		11/9/2017		11/9/2017	
PARAMETER (units)	**GA Instream**	**GA Instream Human Health**	Raw Result	Annual Average Flow Normalized Result[(1)]	Raw Result	Annual Average Flow Normalized Result[(1)]	Raw Result	Annual Average Flow Normalized Result[(1)]	Raw Result	Annual Average Flow Normalized Result[(1)]	Raw Result	Annual Average Flow Normalized Result[(1)]	Raw Result	Annual Average Flow Normalized Result[(1)]	Raw Result	Annual Average Flow Normalized Result[(1)]	Raw Result	Annual Average Flow Normalized Result[(1)]
	Ecological Exposure	**Human Health Exposure**																
Dissolved Arsenic (mg/L)	0.15	---	0.00611	0.012	0.00534	0.010	0.00539	0.011	0.00328 J	0.006	0.00322 J	0.006	0.00298 J	0.006	<0.000156		<0.000156	
alpha-BHC (ug/L)	not established	0.0049	**0.022** J	**0.043**	**0.05**	**0.098**	**0.049** J	**0.096**	**0.12**	**0.234**	**0.1**	**0.195**	**0.081**	**0.158**	**0.24**	**0.468**	**0.15**	**0.293**
beta-BHC (ug/L)	not established	0.017	**0.048** J	**0.094**	**0.047** J	**0.092**	**0.057**	**0.111**	**0.29**	**0.566**	**0.27**	**0.527**	**0.2**	**0.390**	**1.6**	**3.120**	**1.2**	**2.340**
gamma-BHC (lindane) (ug/L)	0.95	1.8	<0.017		0.028 J	0.055	0.032 J	0.062	0.04 J	0.078	0.044 J	0.086	0.039 J	0.076	0.13	0.254	0.07	0.137
Dieldrin (ug/L)	0.056	0.000054	<0.017		<0.017		<0.017		<0.017		<0.017		<0.017		0.033 J	**0.064**	0.026 J	0.051

Notes:
mg/L = milligrams per liter
ug/L = micrograms per liter

1 - Results normalized by multiplying raw result by ratio of instantaneous flow in Woodall Creek at the time of sampling (9.06 cfs) divided by long-term annual average flow in Woodall Creek (4.64 cfs). 9.06/4.64=1.95 cfs

Bolded results indicate concentrations exceed ecological exposure value as a default and where no value is established compared to human health exposure.

Prepared by: RNQ 2/20/2018
Checked by: TRK 2/21/2018

ATTACHMENT 1

WOODALL CREEK DEFOORS FERRY GAGE DAILY ON NOVEMBER 9, 2017 FLOW DATA

DATA FOR WOODALL CREEK 30-YEAR ANNUAL AVERAGE FLOW DETERMINATION

Click to hideNews Bulletins

- Please see news on new formats
- Full News

Click to hide state-specific text

PLEASE BOOKMARK THIS PAGE FOR EASE OF ACCESS

- USGS Water Resources of the South Atlantic Water Science Center: the place to start for all USGS water information in the SAWSC.
- Real-time data Streamflow || Water-Quality || Groundwater Levels || Precipitation
- Statewide Rainfall Map
- Live Streaming RiverCams
- Flood Inundation Maps
- StreamStats - online tool for basin and flow characteristics
- USGS Flood Event Viewer
- Sign up for custom Water Alerts by text or email

Questions about data? Click here.

USGS 02336313 WOODALL CREEK AT DEFOORS FERRY RD, AT ATLANTA, GA

PROVISIONAL DATA SUBJECT TO REVISION

Time-series: Current/Historical Observations GO

Click to hidestation-specific text

The USGS operation and maintenance of this real-time streamgage and water-quality monitor is funded in cooperation with the City of Atlanta, Georgia.
This station managed by the South Atlantic WSC Atlanta Field Office.

Available Parameters	Available Period

Available Parameters	Available Period
☐ All 8 Available Parameters for this site	
☑ 00010 Temperature, water	2007-10-01 2018-02-20
☐ 00045 Precipitation	2008-10-01 2018-02-20
☑ 00060 Discharge	2006-10-01 2018-02-20
☑ 00065 Gage height	2007-10-01 2018-02-20
☐ 00095 Specific cond at 25C	2007-10-01 2018-02-20
☐ 00300 Dissolved oxygen	2007-10-01 2018-02-20
☐ 00400 pH	2007-10-01 2018-02-20
☐ 63680 Turbidity, Form Neph	2007-10-01 2018-02-20

Output format

- ○ Graph
- ○ Graph w/ stats
- ○ Graph w/o stats
- ○ Graph w/ (up to 3) parms
- ◉ Table
- ○ Tab-separated

Days (0)

-- or --

Begin date 2017-11-09

End date 2017-11-09

Summary of all available data for this site

Instantaneous-data availability statement

GO

Date / Time	Dis-charge, ft3/s,	Gage height, feet,	Temper-ature, water, deg C,
11/09/2017 00:00 EST	0.73[P]	0.48[P]	16.1[P]
11/09/2017 00:15 EST	0.73[P]	0.48[P]	16.1[P]
11/09/2017 00:30 EST	0.73[P]	0.48[P]	16.0[P]
11/09/2017 00:45 EST	0.73[P]	0.48[P]	15.9[P]
11/09/2017 01:00 EST	0.67[P]	0.47[P]	15.9[P]
11/09/2017 01:15 EST	0.67[P]	0.47[P]	15.9[P]
11/09/2017 01:30 EST	0.67[P]	0.47[P]	15.8[P]
11/09/2017 01:45 EST	0.67[P]	0.47[P]	15.8[P]
11/09/2017 02:00 EST	0.67[P]	0.47[P]	15.7[P]
11/09/2017 02:15 EST	0.67[P]	0.47[P]	15.7[P]

Date / Time	Dis-charge, ft3/s,	Gage height, feet,	Temper-ature, water, deg C,
11/09/2017 02:30 EST	0.67[P]	0.47[P]	15.6[P]
11/09/2017 02:45 EST	0.80[P]	0.49[P]	15.5[P]
11/09/2017 03:00 EST	0.87[P]	0.50[P]	15.4[P]
11/09/2017 03:15 EST	0.87[P]	0.50[P]	15.3[P]
11/09/2017 03:30 EST	1.52[P]	0.57[P]	15.2[P]
11/09/2017 03:45 EST	2.81[P]	0.66[P]	15.3[P]
11/09/2017 04:00 EST	10.7[P]	0.91[P]	15.2[P]
11/09/2017 04:15 EST	25.7[P]	1.14[P]	15.0[P]
11/09/2017 04:30 EST	32.0[P]	1.21[P]	15.2[P]
11/09/2017 04:45 EST	40.8[P]	1.31[P]	15.1[P]
11/09/2017 05:00 EST	41.8[P]	1.32[P]	14.9[P]
11/09/2017 05:15 EST	41.8[P]	1.32[P]	14.7[P]
11/09/2017 05:30 EST	38.9[P]	1.29[P]	14.6[P]
11/09/2017 05:45 EST	38.0[P]	1.28[P]	14.5[P]
11/09/2017 06:00 EST	35.4[P]	1.25[P]	14.4[P]
11/09/2017 06:15 EST	34.5[P]	1.24[P]	14.4[P]
11/09/2017 06:30 EST	32.0[P]	1.21[P]	14.4[P]
11/09/2017 06:45 EST	27.4[P]	1.16[P]	14.3[P]
11/09/2017 07:00 EST	24.1[P]	1.12[P]	14.3[P]
11/09/2017 07:15 EST	22.5[P]	1.10[P]	14.2[P]
11/09/2017 07:30 EST	21.0[P]	1.08[P]	14.2[P]
11/09/2017 07:45 EST	19.0[P]	1.05[P]	14.2[P]
11/09/2017 08:00 EST	19.0[P]	1.05[P]	14.1[P]
11/09/2017 08:15 EST	18.3[P]	1.04[P]	14.1[P]
11/09/2017 08:30 EST	18.3[P]	1.04[P]	14.1[P]
11/09/2017 08:45 EST	19.0[P]	1.05[P]	14.1[P]
11/09/2017 09:00 EST	19.6[P]	1.06[P]	14.1[P]

Date / Time	Dis-charge, ft3/s,	Gage height, feet,	Temper-ature, water, deg C,
11/09/2017 09:15 EST	19.0[P]	1.05[P]	14.1[P]
11/09/2017 09:30 EST	18.3[P]	1.04[P]	14.1[P]
11/09/2017 09:45 EST	18.3[P]	1.04[P]	14.1[P]
11/09/2017 10:00 EST	17.7[P]	1.03[P]	14.1[P]
11/09/2017 10:15 EST	16.4[P]	1.01[P]	14.1[P]
11/09/2017 10:30 EST	14.6[P]	0.98[P]	14.1[P]
11/09/2017 10:45 EST	12.3[P]	0.94[P]	14.1[P]
11/09/2017 11:00 EST	10.3[P]	0.90[P]	14.1[P]
11/09/2017 11:15 EST	8.91[P]	0.87[P]	14.1[P]
11/09/2017 11:30 EST	8.09[P]	0.85[P]	14.2[P]
11/09/2017 11:45 EST	7.70[P]	0.84[P]	14.2[P]
11/09/2017 12:00 EST	6.62[P]	0.81[P]	14.2[P]
11/09/2017 12:15 EST	5.65[P]	0.78[P]	14.2[P]
11/09/2017 12:30 EST	4.80[P]	0.75[P]	14.3[P]
11/09/2017 12:45 EST	4.29[P]	0.73[P]	14.3[P]
11/09/2017 13:00 EST	3.82[P]	0.71[P]	14.3[P]
11/09/2017 13:15 EST	3.60[P]	0.70[P]	14.4[P]
11/09/2017 13:30 EST	3.18[P]	0.68[P]	14.4[P]
11/09/2017 13:45 EST	2.81[P]	0.66[P]	14.4[P]
11/09/2017 14:00 EST	2.64[P]	0.65[P]	14.4[P]
11/09/2017 14:15 EST	2.47[P]	0.64[P]	14.4[P]
11/09/2017 14:30 EST	2.31[P]	0.63[P]	14.4[P]
11/09/2017 14:45 EST	2.31[P]	0.63[P]	14.4[P]
11/09/2017 15:00 EST	2.31[P]	0.63[P]	14.4[P]
11/09/2017 15:15 EST	2.31[P]	0.63[P]	14.4[P]
11/09/2017 15:30 EST	2.31[P]	0.63[P]	14.4[P]
11/09/2017 15:45 EST	2.16[P]	0.62[P]	14.4[P]

Date / Time	Dis-charge, ft3/s,	Gage height, feet,	Temper-ature, water, deg C,
11/09/2017 16:00 EST	2.16[P]	0.62[P]	14.4[P]
11/09/2017 16:15 EST	2.02[P]	0.61[P]	14.4[P]
11/09/2017 16:30 EST	1.88[P]	0.60[P]	14.4[P]
11/09/2017 16:45 EST	1.75[P]	0.59[P]	14.4[P]
11/09/2017 17:00 EST	1.75[P]	0.59[P]	14.4[P]
11/09/2017 17:15 EST	1.63[P]	0.58[P]	14.4[P]
11/09/2017 17:30 EST	1.52[P]	0.57[P]	14.4[P]
11/09/2017 17:45 EST	1.52[P]	0.57[P]	14.4[P]
11/09/2017 18:00 EST	1.41[P]	0.56[P]	14.4[P]
11/09/2017 18:15 EST	1.41[P]	0.56[P]	14.4[P]
11/09/2017 18:30 EST	1.31[P]	0.55[P]	14.4[P]
11/09/2017 18:45 EST	1.31[P]	0.55[P]	14.4[P]
11/09/2017 19:00 EST	1.21[P]	0.54[P]	14.4[P]
11/09/2017 19:15 EST	1.21[P]	0.54[P]	14.3[P]
11/09/2017 19:30 EST	1.12[P]	0.53[P]	14.3[P]
11/09/2017 19:45 EST	1.12[P]	0.53[P]	14.2[P]
11/09/2017 20:00 EST	1.12[P]	0.53[P]	14.2[P]
11/09/2017 20:15 EST	1.03[P]	0.52[P]	14.2[P]
11/09/2017 20:30 EST	1.03[P]	0.52[P]	14.1[P]
11/09/2017 20:45 EST	0.95[P]	0.51[P]	14.0[P]
11/09/2017 21:00 EST	0.95[P]	0.51[P]	14.0[P]
11/09/2017 21:15 EST	0.95[P]	0.51[P]	14.0[P]
11/09/2017 21:30 EST	0.95[P]	0.51[P]	13.9[P]
11/09/2017 21:45 EST	0.87[P]	0.50[P]	13.8[P]
11/09/2017 22:00 EST	0.87[P]	0.50[P]	13.8[P]
11/09/2017 22:15 EST	0.87[P]	0.50[P]	13.7[P]
11/09/2017 22:30 EST	0.87[P]	0.50[P]	13.7[P]

Date / Time	Dis-charge, ft3/s,	Gage height, feet,	Temper-ature, water, deg C,
11/09/2017 22:45 EST	0.80[P]	0.49[P]	13.6[P]
11/09/2017 23:00 EST	0.80[P]	0.49[P]	13.6[P]
11/09/2017 23:15 EST	0.80[P]	0.49[P]	13.5[P]
11/09/2017 23:30 EST	0.80[P]	0.49[P]	13.4[P]
11/09/2017 23:45 EST	0.80[P]	0.49[P]	13.4[P]

.

Explanation

P	Provisional data subject to revision.

Questions about sites/data?
Feedback on this web site
Automated retrievals
Help
Data Tips
Explanation of terms
Subscribe for system changes
News

Accessibility Plug-Ins FOIA Privacy Policies and Notices

U.S. Department of the Interior | U.S. Geological Survey

Title: USGS Current Conditions for Georgia
URL: https://waterdata.usgs.gov/ga/nwis/uv?

Page Contact Information: Georgia Water Data Support Team
Page Last Modified: 2018-02-20 09:49:46 EST
1.19 1.06 caww01

USGS science for a changing world

USGS Home
Contact USGS
Search USGS

National Water Information System: Web Interface

USGS Water Resources

Data Category: Current Conditions | Geographic Area: Georgia | GO

Click to hideNews Bulletins

- Please see news on new formats
- Full News

Click to hide state-specific text

PLEASE BOOKMARK THIS PAGE FOR EASE OF ACCESS

- USGS Water Resources of the South Atlantic Water Science Center: the place to start for all USGS water information in the SAWSC.
- Real-time data Streamflow || Water-Quality || Groundwater Levels || Precipitation
- Statewide Rainfall Map
- Live Streaming RiverCams
- Flood Inundation Maps
- StreamStats - online tool for basin and flow characteristics
- USGS Flood Event Viewer
- Sign up for custom Water Alerts by text or email

Questions about data? Click here.

USGS 02336300 PEACHTREE CREEK AT ATLANTA, GA

PROVISIONAL DATA SUBJECT TO REVISION

Time-series: Current/Historical Observations | GO

Click to hidestation-specific text



The USGS operation and maintenance of this real-time streamgage is funded in cooperation with the Georgia Department of Natural Resources, Environmental Protection Division. The USGS operation and maintenance of the real-time water-quality monitor is funded in cooperation with the City of Atlanta, Georgia.

Peachtree Creek Hydrologic Toolbox

- NWS Flood Forecast for location
- USGS Flood Inundation Maps for location
- USGS Peachtree Creek RiverCam live streaming video webcam
- USGS Georgia Flood Tracking interactive flood tracking charts
- USGS Waterwatch Streamflow Duration Hydrograph real-time 7-day graph for location

- USACE ACF Basin Water Management for Chattahoochee River Basin

This station managed by the South Atlantic WSC Atlanta Field Office.

Available Parameters	Available Period
☐ All 8 Available Parameters for this site	
☑ 00010 Temperature, water	2007-10-01 2018-02-20
☐ 00045 Precipitation	2007-10-01 2018-02-20
☑ 00060 Discharge	1986-10-01 2018-02-20
☑ 00065 Gage height	2007-10-01 2018-02-20
☐ 00095 Specific cond at 25C	2007-10-01 2018-02-20
☐ 00300 Dissolved oxygen	2007-10-01 2018-02-20
☐ 00400 pH	2007-10-01 2018-02-20
☐ 63680 Turbidity, Form Neph	2007-10-01 2018-02-20

Output format

- ○ Graph
- ○ Graph w/ stats
- ○ Graph w/o stats
- ○ Graph w/ (up to 3) parms
- ◉ Table
- ○ Tab-separated

Days (0) **Summary of all available data for this site** GO

Instantaneous-data availability statement

-- or --

Begin date 2017-11-09

End date 2017-11-09

Date / Time	Dis-charge, ft3/s,	Gage height, feet,	Temper-ature, water, deg C,
11/09/2017 00:00 EST	45.4[P]	2.52[P]	16.9[P]
11/09/2017 00:15 EST	45.4[P]	2.52[P]	16.8[P]
11/09/2017 00:30 EST	46.4[P]	2.53[P]	16.8[P]

Date / Time	Dis-charge, ft3/s,	Gage height, feet,	Temper-ature, water, deg C,
11/09/2017 00:45 EST	45.4[P]	2.52[P]	16.8[P]
11/09/2017 01:00 EST	44.4[P]	2.51[P]	16.7[P]
11/09/2017 01:15 EST	44.4[P]	2.51[P]	16.7[P]
11/09/2017 01:30 EST	45.4[P]	2.52[P]	16.7[P]
11/09/2017 01:45 EST	44.4[P]	2.51[P]	16.6[P]
11/09/2017 02:00 EST	44.4[P]	2.51[P]	16.6[P]
11/09/2017 02:15 EST	43.4[P]	2.50[P]	16.6[P]
11/09/2017 02:30 EST	45.4[P]	2.52[P]	16.5[P]
11/09/2017 02:45 EST	45.4[P]	2.52[P]	16.4[P]
11/09/2017 03:00 EST	45.4[P]	2.52[P]	16.4[P]
11/09/2017 03:15 EST	46.4[P]	2.53[P]	16.3[P]
11/09/2017 03:30 EST	49.6[P]	2.56[P]	16.2[P]
11/09/2017 03:45 EST	51.8[P]	2.58[P]	16.2[P]
11/09/2017 04:00 EST	56.0[P]	2.62[P]	16.0[P]
11/09/2017 04:15 EST	59.6[P]	2.66[P]	16.0[P]
11/09/2017 04:30 EST	69.0[P]	2.76[P]	15.7[P]
11/09/2017 04:45 EST	81.4[P]	2.88[P]	15.7[P]
11/09/2017 05:00 EST	88.0[P]	2.94[P]	15.8[P]
11/09/2017 05:15 EST	92.7[P]	2.98[P]	15.8[P]
11/09/2017 05:30 EST	102[P]	3.06[P]	15.7[P]
11/09/2017 05:45 EST	108[P]	3.11[P]	15.7[P]
11/09/2017 06:00 EST	110[P]	3.12[P]	15.8[P]
11/09/2017 06:15 EST	118[P]	3.18[P]	15.8[P]
11/09/2017 06:30 EST	119[P]	3.19[P]	15.7[P]
11/09/2017 06:45 EST	127[P]	3.25[P]	15.6[P]
11/09/2017 07:00 EST	131[P]	3.28[P]	15.5[P]
11/09/2017 07:15 EST	131[P]	3.28[P]	15.4[P]

Date / Time	Dis-charge, ft3/s,	Gage height, feet,	Temper-ature, water, deg C,
11/09/2017 07:30 EST	137[P]	3.32[P]	15.4[P]
11/09/2017 07:45 EST	136[P]	3.31[P]	15.4[P]
11/09/2017 08:00 EST	141[P]	3.35[P]	15.4[P]
11/09/2017 08:15 EST	140[P]	3.34[P]	15.3[P]
11/09/2017 08:30 EST	146[P]	3.38[P]	15.3[P]
11/09/2017 08:45 EST	149[P]	3.40[P]	15.2[P]
11/09/2017 09:00 EST	152[P]	3.42[P]	15.2[P]
11/09/2017 09:15 EST	160[P]	3.47[P]	15.2[P]
11/09/2017 09:30 EST	166[P]	3.51[P]	15.2[P]
11/09/2017 09:45 EST	173[P]	3.55[P]	15.2[P]
11/09/2017 10:00 EST	181[P]	3.60[P]	15.2[P]
11/09/2017 10:15 EST	187[P]	3.63[P]	15.2[P]
11/09/2017 10:30 EST	188[P]	3.64[P]	15.2[P]
11/09/2017 10:45 EST	192[P]	3.66[P]	15.1[P]
11/09/2017 11:00 EST	197[P]	3.69[P]	15.1[P]
11/09/2017 11:15 EST	201[P]	3.71[P]	15.0[P]
11/09/2017 11:30 EST	208[P]	3.75[P]	15.0[P]
11/09/2017 11:45 EST	218[P]	3.81[P]	15.0[P]
11/09/2017 12:00 EST	227[P]	3.86[P]	15.0[P]
11/09/2017 12:15 EST	234[P]	3.90[P]	15.0[P]
11/09/2017 12:30 EST	240[P]	3.93[P]	15.0[P]
11/09/2017 12:45 EST	244[P]	3.95[P]	15.0[P]
11/09/2017 13:00 EST	244[P]	3.95[P]	15.0[P]
11/09/2017 13:15 EST	244[P]	3.95[P]	14.9[P]
11/09/2017 13:30 EST	244[P]	3.95[P]	14.9[P]
11/09/2017 13:45 EST	240[P]	3.93[P]	14.9[P]
11/09/2017 14:00 EST	240[P]	3.93[P]	14.9[P]

Date / Time	Dis-charge, ft3/s,	Gage height, feet,	Temper-ature, water, deg C,
11/09/2017 14:15 EST	234[P]	3.90[P]	14.9[P]
11/09/2017 14:30 EST	231[P]	3.88[P]	14.9[P]
11/09/2017 14:45 EST	227[P]	3.86[P]	14.9[P]
11/09/2017 15:00 EST	224[P]	3.84[P]	14.9[P]
11/09/2017 15:15 EST	218[P]	3.81[P]	14.9[P]
11/09/2017 15:30 EST	215[P]	3.79[P]	14.9[P]
11/09/2017 15:45 EST	208[P]	3.75[P]	14.9[P]
11/09/2017 16:00 EST	203[P]	3.72[P]	14.9[P]
11/09/2017 16:15 EST	196[P]	3.68[P]	14.9[P]
11/09/2017 16:30 EST	188[P]	3.64[P]	14.9[P]
11/09/2017 16:45 EST	183[P]	3.61[P]	14.9[P]
11/09/2017 17:00 EST	180[P]	3.59[P]	14.9[P]
11/09/2017 17:15 EST	175[P]	3.56[P]	14.9[P]
11/09/2017 17:30 EST	168[P]	3.52[P]	14.8[P]
11/09/2017 17:45 EST	165[P]	3.50[P]	14.8[P]
11/09/2017 18:00 EST	160[P]	3.47[P]	14.8[P]
11/09/2017 18:15 EST	155[P]	3.44[P]	14.8[P]
11/09/2017 18:30 EST	152[P]	3.42[P]	14.8[P]
11/09/2017 18:45 EST	147[P]	3.39[P]	14.7[P]
11/09/2017 19:00 EST	143[P]	3.36[P]	14.7[P]
11/09/2017 19:15 EST	140[P]	3.34[P]	14.7[P]
11/09/2017 19:30 EST	136[P]	3.31[P]	14.6[P]
11/09/2017 19:45 EST	133[P]	3.29[P]	14.6[P]
11/09/2017 20:00 EST	128[P]	3.26[P]	14.6[P]
11/09/2017 20:15 EST	126[P]	3.24[P]	14.5[P]
11/09/2017 20:30 EST	121[P]	3.21[P]	14.5[P]
11/09/2017 20:45 EST	117[P]	3.18[P]	14.5[P]

Date / Time	Dis-charge, ft3/s,	Gage height, feet,	Temper-ature, water, deg C,
11/09/2017 21:00 EST	116[P]	3.17[P]	14.4[P]
11/09/2017 21:15 EST	111[P]	3.13[P]	14.4[P]
11/09/2017 21:30 EST	110[P]	3.12[P]	14.4[P]
11/09/2017 21:45 EST	107[P]	3.10[P]	14.3[P]
11/09/2017 22:00 EST	105[P]	3.08[P]	14.3[P]
11/09/2017 22:15 EST	103[P]	3.07[P]	14.2[P]
11/09/2017 22:30 EST	101[P]	3.05[P]	14.2[P]
11/09/2017 22:45 EST	98.5[P]	3.03[P]	14.2[P]
11/09/2017 23:00 EST	97.3[P]	3.02[P]	14.1[P]
11/09/2017 23:15 EST	93.8[P]	2.99[P]	14.1[P]
11/09/2017 23:30 EST	91.4[P]	2.97[P]	14.0[P]
11/09/2017 23:45 EST	89.1[P]	2.95[P]	14.0[P]

.

Explanation

P	Provisional data subject to revision.

Questions about sites/data?
Feedback on this web site
Automated retrievals
Help
Data Tips
Explanation of terms
Subscribe for system changes
News

USGS science for a changing world

USGS Home
Contact USGS
Search USGS

National Water Information System: Web Interface

USGS Water Resources

Data Category: Surface Water | Geographic Area: Georgia | GO

Click to hideNews Bulletins

- Please see news on new formats
- Full News

USGS Surface-Water Annual Statistics for Georgia

Click to hide state-specific text

PLEASE BOOKMARK THIS PAGE FOR EASE OF ACCESS

- USGS Water Resources of the South Atlantic Water Science Center: the place to start for all USGS water information in the SAWSC.
- Real-time data Streamflow || Water-Quality || Groundwater Levels || Precipitation
- Statewide Rainfall Map
- Live Streaming RiverCams
- Flood Inundation Maps
- StreamStats - online tool for basin and flow characteristics
- USGS Flood Event Viewer
- Sign up for custom Water Alerts by text or email

Questions about data? Click here.

The statistics generated from this site are based on approved daily-mean data and may not match those published by the USGS in official publications. The user is responsible for assessment and use of statistics from this site. For more details on why the statistics may not match, click here.

USGS 02336313 WOODALL CREEK AT DEFOORS FERRY RD, AT ATLANTA, GA

Time-series: Annual statistics | GO

Fulton County, Georgia Hydrologic Unit Code 03130001 Latitude 33°49'18", Longitude 84°26'20" NAD27	**Output formats** Tab-separated data

Drainage area 2.71 square miles
Contributing drainage area 2.71 square miles
Gage datum 756.2 feet above NAVD88

Reselect output format

Water Year	00060, Discharge, cubic feet per second
2006	3.50
2007	2.79
2008	2.97
2009	3.05
2010	4.52
2011	1.89
2012	1.95
2013	3.53
2014	10.3
2015	3.19
2016	3.35

** No Incomplete data have been used for statistical calculation

Questions about sites/data?
Feedback on this web site
Automated retrievals
Help
Data Tips
Explanation of terms
Subscribe for system changes
News

Click to hideNews Bulletins

- Please see news on new formats
- Full News

USGS Surface-Water Annual Statistics for Georgia

Click to hide state-specific text

PLEASE BOOKMARK THIS PAGE FOR EASE OF ACCESS

- USGS Water Resources of the South Atlantic Water Science Center: the place to start for all USGS water information in the SAWSC.
- Real-time data Streamflow || Water-Quality || Groundwater Levels || Precipitation
- Statewide Rainfall Map
- Live Streaming RiverCams
- Flood Inundation Maps
- StreamStats - online tool for basin and flow characteristics
- USGS Flood Event Viewer
- Sign up for custom Water Alerts by text or email

Questions about data? Click here.

The statistics generated from this site are based on approved daily-mean data and may not match those published by the USGS in official publications. The user is responsible for assessment and use of statistics from this site. For more details on why the statistics may not match, click here.

USGS 02336300 PEACHTREE CREEK AT ATLANTA, GA

Time-series: Annual statistics
GO

Fulton County, Georgia
Hydrologic Unit Code 03130001
Latitude 33°49'13.1", Longitude 84°24'27.5" NAD83
Drainage area 86.8 square miles
Gage datum 763.96 feet above NGVD29

Output formats

Tab-separated data

Reselect output format

Water Year	00060, Discharge, cubic feet per second
1959	74.5
1960	92.5
1961	120.2
1962	114.5
1963	142.4
1964	176.3
1965	120.0
1966	135.2
1967	163.3
1968	143.3
1969	151.8
1970	122.8
1971	140.9
1972	120.8
1973	185.0
1974	144.2
1975	202.9
1976	159.6
1977	104.8
1978	122.3
1979	144.3
1980	166.5
1981	67.0
1982	128.4
1983	141.3
1984	201.1
1985	124.5
1986	73.9
1987	137.7
1988	78.7
1989	145.0
1990	189.8
1991	178.7

Water Year	00060, Discharge, cubic feet per second
1992	128.5
1993	159.6
1994	154.8
1995	118.2
1996	193.9
1997	135.8
1998	166.0
1999	80.5
2000	95.3
2001	106.6
2002	92.3
2003	198.6
2004	145.8
2005	213.0
2006	106.9
2007	71.9
2008	67.6
2009	133.6
2010	160.2
2011	85.2
2012	68.0
2013	135.1
2014	115.9
2015	98.0
2016	141.8

** No Incomplete data have been used for statistical calculation

Questions about sites/data?
Feedback on this web site
Automated retrievals
Help
Data Tips
Explanation of terms
Subscribe for system changes
News

Accessibility Plug-Ins FOIA Privacy Policies and Notices

U.S. Department of the Interior | U.S. Geological Survey

Title: Surface Water data for Georgia: USGS Surface-Water Annual Statistics
URL: https://waterdata.usgs.gov/ga/nwis/annual?

Page Contact Information: Georgia Water Data Support Team
Page Last Modified: 2018-02-16 18:07:20 EST
0.53 0.43 caww01

Georgia Environmental Protection Division
Land Protection Branch
Response and Remediation Program
Response Development Units 1 – 3

2 Martin Luther King Jr. Dr. SE
Suite 1054 East Tower
Atlanta, Georgia 30334
Phone: 404-657-8600

Document Submittal Form

Instructions: This form should be completed and included with any document submitted to the Response and Remediation Program, Response Development Units 1 – 3, that is greater than 25 pages in length or that contains paper sizes larger than 11"x17". This includes Release Notifications and documents related to Hazardous Site Inventory and Voluntary Remediation Program sites. Contact Brownfield Unit staff for Brownfield submittal guidelines. Your cooperation helps to ensure that documents are filed correctly, completely, and efficiently.

Name of Document:	Voluntary Remediation Program Status Report #12
Date of Document:	February 22, 2018
Site Name:	Former Estech General Chemcial Site
Site ID Number:	HSI 10196

Document Submittal Checklist. Please certify that the submittal includes the following by checking each box as appropriate. Items 1 – 3 should be checked / included / certified for each submittal:

☒ 1. One paper copy of the document (double-sided is preferred)

☒ 2. Two compact discs (CDs), each containing an electronic copy of the document as a single, searchable, Portable Document Format (PDF) file. Only one CD is needed for Release Notifications. CDs should be labeled at a minimum with the following: 1) Name of Document, 2) Date of Document, 3) Site Name, and 4) Site Number. Any scanned images should have a resolution of at least 300 dpi and should be in color if applicable.

☒ 3. The electronic copies are complete, virus free, and identical to the paper copy except as described in Item 4 below.

☒ 4. (Optional) To reduce the size of the paper copy, certain voluminous information has been omitted from the paper copy and is included only with the electronic copies:

- ☒ laboratory data sheets
- ☐ manifests
- ☒ other: Field Sampling Sheets

I certify that the information I am submitting is, to the best of my knowledge and belief, true, accurate, and complete.

Signature: 

Name (printed): Rhonda N. Quinn

Date: 2/22/2018

Organization: Amec Foster Wheeler E&I

Phone: 770-421-3516

Email: rhonda.quinn@amecfw.com

Receipt Date
(for EPD use only)