



VOLUNTARY REMEDIATION PROGRAM APPLICATION AND COMPLIANCE STATUS REPORT

FORMER BROWN STEEL CONTRACTORS

**57 East Broad Street
Newnan, Georgia
HSI Site No. 10586**

Prepared for Submission to:

**Georgia Environmental Protection Division
Hazardous Waste Management Branch
Suite 1054, East Tower
2 Martin Luther King Jr. Drive
Atlanta, Georgia 30334**

Prepared by:

Amec Foster Wheeler Environment & Infrastructure, Inc.
2677 Buford Highway
Atlanta, Georgia 30324
(404) 873-4761

August 02, 2018

Amec Foster Wheeler Project No. 6123-17-0649

August 02, 2018



Mr. David Brownlee
Department of Natural Resources
Environmental Protection Division
Hazardous Sites Response Program
Suite 1462 East Tower
205 Butler Street, S.E.
Atlanta, Georgia 30334

**Subject: Voluntary Remediation Program (VRP)
Application and Compliance Status Report
Former Brown Steel Contractors**
57 East Broad Street
Newnan, Coweta County, Georgia
HSI Site No. 10586

Dear Mr. Brownlee:

Amec Foster Wheeler Environment & Infrastructure, Inc. (Amec Foster Wheeler) respectfully submits this VRP Application and Compliance Status Report (CSR) for the subject site on behalf of the Applicant, Matrix Service Company (herein referred to as Matrix).

This VRP Application and CSR demonstrates that the subject site is currently in compliance with Type 5 RRS for soil and groundwater will comply with an incomplete exposure pathway upon execution of an Environmental Covenant that restricts groundwater usage. The Environmental Covenant will also require the existing surficial barriers at the site to be maintained in accordance with a Monitoring and Maintenance Plan to ensure future compliance with applicable risk reduction standards (RRS). Further, the property was listed on the Hazardous Site Inventory (HSI) for a release to soil only and a release to groundwater exceeding a reportable quantity does not currently exist. On this basis, Matrix requests that the site be delisted from the HSI.

Please contact us if further information or clarification is necessary.

Sincerely,

Amec Foster Wheeler Environment & Infrastructure, Inc.

A handwritten signature in blue ink, appearing to read "S. R. Foley".

Stephen R. Foley, P.G.
Senior Geologist

A handwritten signature in blue ink, appearing to read "Charles T. Ferry".
Charles T. Ferry, P.E.
Senior Principal Engineer


cc. Mr. Justin Sheets, Matrix Service Company
Mr. Mark Norman - Vorys, Sater, Seymour and Pease, LLP
Mr. Elliot Ryan - Vorys, Sater, Seymour and Pease, LLP

Amec Foster Wheeler Environment & Infrastructure, Inc.
2677 Buford Hwy., Atlanta, Georgia 30324
Tel: (404) 873 4761
Fax: (404) 817 0183
www.amecfw.com

CERTIFICATION STATEMENT

I certify under penalty of law that this report and all attachments were prepared under my direction in accordance with a system designed to assure that qualified personnel properly gather and evaluate the information submitted. Based on my inquiry of the person or persons who manage the system, or those persons directly responsible for gathering the information, the information submitted is, to the best of my knowledge and belief, true, accurate, and complete. I am aware that there are significant penalties for submitting false information, including the possibility of fine and imprisonment for knowing violations.

Based on my review of the findings of this report with respect to the Rules for Hazardous Site Response, Rule 391-3-19-.07, I have determined that the site is currently in compliance with Type 5 risk reduction standards for all constituents in soil, and groundwater will comply with an incomplete exposure pathway upon execution of an Environmental Covenant that restricts groundwater usage at 57 East Broad Street in Newnan, Georgia. The Environmental Covenant will also require the existing surficial barriers at the site to be maintained in accordance with a Monitoring and Maintenance Plan to ensure future compliance with applicable risk reduction standards.


Justin Sheets - VP Legal + Risk Management
Matrix Service Company

8/2/18
Date

GROUNDWATER SCIENTIST STATEMENT

I certify that I am a qualified groundwater scientist who has received a baccalaureate or post-graduate degree in the natural sciences or engineering, and have sufficient training and experience in groundwater hydrology and related fields, as demonstrated by state registration and completion of accredited university courses, that enable me to make sound professional judgments regarding groundwater monitoring and contaminant fate and transport. I further certify that this report was prepared in conjunction with others working under my direction.



Mr. Stephen R. Foley, P.G.
Georgia Registration No. 1057



Date

TABLE OF CONTENTS

1.0	INTRODUCTION	1
1.1	PROPERTY DESCRIPTION	1
1.2	PREVIOUS ASSESSMENTS	2
1.3	REGULATORY BACKGROUND	3
2.0	PURPOSE	5
3.0	CONCEPTUAL SITE MODEL	6
3.1	REGIONAL GEOLOGY	6
3.2	SITE SPECIFIC GEOLOGY	6
3.3	GROUNDWATER FLOW	7
3.4	HYDRAULIC CONDUCTIVITY TESTING (SLUG TESTING).....	7
4.0	DESCRIPTION OF THE RELEASE SOURCE.....	9
4.1	REGULATED SUBSTANCE RELEASED FROM THE SOURCE	9
4.2	SOURCE OF RELEASE.....	9
4.3	DESCRIPTION OF THE SOURCE	9
4.4	CHRONOLOGY OF THE RELEASE.....	10
5.0	DELINEATION OF SOIL CONTAMINATION.....	11
5.1	ANALYTICAL PARAMETERS AND RATIONALE FOR SELECTION	11
5.2	SAMPLING AND ANALYSIS PROCEDURES.....	11
5.2.1	Sampling Equipment and Collection Techniques.....	11
5.2.2	Soil Sample Handling and Preservation Techniques	11
5.2.3	Equipment Decontamination Procedures.....	12
5.2.4	Chain-of-Custody Procedures	12
5.2.5	Laboratory Analytical Procedures	12
5.3	BACKGROUND SOIL CONCENTRATIONS.....	12
5.4	SUMMARY OF PERTINENT SOIL TESTING RESULTS.....	13
6.0	HORIZONTAL AND VERTICAL EXTENT OF GROUNDWATER CONTAMINATION... 	15
6.1	ANALYTICAL PARAMETERS SELECTED.....	15
6.2	GROUNDWATER MONITORING WELLS	15
6.3	SAMPLING AND ANALYSIS PROCEDURES.....	16
6.3.1	Groundwater Elevation.....	16
6.3.2	Well Evacuation Procedures	16
6.3.3	Groundwater Sampling, Handling and Preservation	17
6.3.4	Decontamination Procedures	17
6.3.5	Laboratory Analytical Techniques	17
6.4	BACKGROUND GROUNDWATER QUALITY.....	18
6.5	SUMMARY OF GROUNDWATER TESTING RESULTS	18
7.0	SUMMARY OF REMEDIAL MEASURES COMPLETED TO DATE	21
7.1	UST REMOVAL.....	21
7.2	IMPACTED SOIL REMOVAL	21
7.3	IN-SITU GROUNDWATER CONTAINMENT AND TREATMENT.....	24
8.0	FATE AND TRANSPORT OF GROUNDWATER IMPACTS	25
9.0	EXPOSURE PATHWAYS	26
9.1	SOIL CRITERIA.....	26
9.2	GROUNDWATER CRITERIA.....	27
9.3	SOURCE	28
9.4	SURFACE WATER	28
9.5	VAPOR INTRUSION	29
10.0	CONCLUSIONS	30

VRP APPLICATION FORM AND CHECKLIST

TABLES

FIGURES

APPENDIX A - TAX MAP

APPENDIX B - LABORATORY RESULTS

APPENDIX C - GROUNDWATER CONTAMINANT TREND GRAPHS

APPENDIX D - SLUG TEST DATA

APPENDIX E - VAPOR INTRUSION EVALUATION

APPENDIX F - RISK REDUCTION STANDARD CALCULATIONS

APPENDIX G - DRAFT ENVIRONMENTAL COVENANT

1.0 INTRODUCTION

The subject site (site) consists of a 5.603-acre parcel located on East Broad Street, east of downtown Newnan, Coweta County, Georgia (see Figure 1). The subject site is currently owned by Caldwell Tanks, Inc. and/or Caldwell Tank Alliance, LLC (collectively Caldwell) which acquired the property from Matrix Service Company (Matrix) in 1999. Matrix had occupied the site from 1992 to 1999 and, as part of the sale of the property to Caldwell, agreed to retain potential environmental liabilities associated with the site. Caldwell occupied the site until 2016, but retains ownership. According to discussions with Caldwell, their intent is to divest the property for redevelopment as a mixed-use commercial/residential property, similar to the concept depicted on Figure 9. A tax map of the site is included in Appendix A.

The subject site was listed on the Hazardous Site Inventory (HSI, Site No. 10586) under the name Brown Steel Contractors in 1999 due to a release to soil and the site remains the only property listed. As discussed in subsequent sections of this report, a number of assessments were performed between 1999 and 2017 to characterize soil and groundwater conditions and to perform appropriate corrective action. Two Compliance Status Reports (CSRs) for the site were submitted to EPD in 2001 and 2007. The previous assessment data, along with regular ongoing groundwater monitoring data was utilized to prepare this VRP Application and CSR, including confirmation of soil remediation, delineation of the on-site extent of impacted groundwater and evaluation of vapor risk for future structures proposed for site redevelopment.

1.1 PROPERTY DESCRIPTION

The subject site covers 5.603 acres and consists of Coweta County Tax Parcel No. N04-0010-006.

The site has been occupied by a number of businesses since it was first commercially developed in the 1800s. The businesses on site have been involved in the fabrication of various steel structures, primarily water tanks and towers. The site remained operational until 2016 and has been vacant since that time.

As discussed in subsequent sections of this report, Amec Foster Wheeler has delineated the on-site extent of impacted groundwater and confirmed that regulated constituents are no longer present in soil at concentrations above non-residential risk reduction standards (RRS), with the exception of several isolated locations that are covered by barrier material and are therefore inaccessible.

1.2 PREVIOUS ASSESSMENTS

Numerous previous environmental assessments have been conducted at the subject site and in the immediately surrounding area between 1999 and 2017. The following lists the previous reports on which Amec Foster Wheeler is at least partly basing this report.

- Ogden Environmental: Phase I Environmental Site Assessment, 57 East Broad Street & 521 Lower Fayetteville Road, Newnan, Coweta County, Georgia, dated May 1999, prepared for Fifth Third Bank (Caldwell Tanks, Inc.);
- Ogden Environmental: Phase II Environmental Site Assessment, 57 East Broad Street, Newnan, Coweta County, Georgia, dated May 1999, prepared for Fifth Third Bank (Caldwell Tanks, Inc.);
- URS Greiner Woodward Clyde: Environmental Investigations for Brown Steel Contractors, Inc. Facilities: 57 East Broad Street, Newnan, Georgia and 521 Lower Fayetteville Road, Newnan, Georgia, prepared for Matrix Service Company;
- Ogden Environmental: Phase IIIA Overview Letter, November 3, 1999, prepared for Matrix Service Company; and,
- Ogden Environmental: Response to GADNR UST Deficiency Letter, December 10, 1999, prepared for Matrix Service Company.
- Ogden Environmental: Release Notification/Reporting Forms Hazardous Sites Response Program Matrix Service Company, December 7, 1999, prepared for Matrix Service Company.
- AMEC Earth and Environmental: Confirmation Soil Sampling Plan, February 2001, prepared for Matrix Service Company.
- AMEC Earth and Environmental: Compliance Status Report, September 2001, prepared for Matrix Service Company;
- AMEC Earth and Environmental: Compliance Status Report, August 2007, prepared for Matrix Service Company;
- AMEC Earth and Environmental: Proposed Groundwater Corrective Action Plan, October 2008, prepared for Matrix Service Company;
- MACTEC Engineering and Consulting, Inc.: Summary of Well Installation Activities, April 23, 2010, prepared for Caldwell Tanks, Inc.;
- AMEC Earth and Environmental: Amended Groundwater Corrective Action Plan, January 2011, prepared for Matrix Service Company;
- Amec Environment & Infrastructure: BOX-100 Injection Report, May 2013, prepared for Matrix Service Company;
- Amec Foster Wheeler Environment & Infrastructure, Inc., Post Injection Monitoring Report Nos. 1 through 10, prepared for Matrix Service Company between June 2013 and November 2017.

1.3 REGULATORY BACKGROUND

The Broad Street property was the site of the R. D. Cole Manufacturing Company, a regional manufacturer which manufactured or assembled a number of items, including water tanks, light poles, and coal chutes from 1854 to 1970. At the turn of the century, the company began to manufacture riveted water tanks. The property and facility were sold to Graver Tanks between 1970 and 1971, and then to Brown Steel in approximately 1972 (see following table).

Owner/Operator	Period of Occupancy	Site Activities
R. D. Cole Manufacturing Company	1854 - 1970	Manufactured various steel products
Graver Tanks	1970 - 1972	Manufactured steel water tanks
Brown Steel Contractors	1972 - 1992	Manufactured steel water tanks
Matrix Service Company	1992 - 1999	Manufactured steel water tanks
Caldwell Tanks Alliance	1999 - Present	Manufactured steel water tanks

Environmental activities at the site began in April 1999 pursuant to pre-acquisition negotiations with Brown Steel Contractors (Matrix Service Company owner) and Caldwell Tanks Alliance, Inc. Ogden Environmental (predecessor to Amec Foster Wheeler) and URS completed several site assessments in 1999. Based on the findings of the initial 1999 assessment work, a HSRA notification package was submitted to GA-EPD and the site was listed on the Hazardous Site Inventory for a release to soil in October 1999 (HSI Site Number: 10586). The Reportable Quantities Screening Method (RQSM) scores assigned to the site were 6.5 for the groundwater pathway and 55.56 for the soil pathway, compared to the listing thresholds of 10 and 20, respectively.

The GA-EPD issued a Compliance Status Report (CSR) "call-in" letter dated March 30, 2001 and the first CSR was submitted on September 30, 2001. Removal of impacted soil was documented in this CSR. The 2001 CSR was followed up by three groundwater monitoring events in 2002 and 2003. An August 2006 Revised CSR was submitted in response to comments received from EPD concerning the original CSR.

Two more groundwater monitoring events were performed in 2007 and 2008. In October 2008, Matrix submitted a Proposed Groundwater Corrective Action Plan to GA-EPD to address the dissolved groundwater contaminant plume that had been identified in the northeastern portion of the site. The 2008 CAP specified regular monitoring of the groundwater and the employment of institutional controls to minimize the potential for exposure to impacted groundwater in the

northeastern portion of the site. Five such monitoring events were conducted between June 2009 and June 2010. In January 2011, an Amended Groundwater Corrective Action Plan was submitted to GA-EPD which proposed the injection of an integrated carbon and zero valent iron source into the subsurface to contain and treat the dissolved contaminant plume. The Amended CAP was implemented in May 2013 and groundwater on site was monitored during eight sampling events in 2013 and 2014. No additional assessment or monitoring was conducted on site until 2017 when GA-EPD requested that two additional groundwater monitoring events be completed.

A total of 21 groundwater monitoring events have been performed at the site since 2002; however, not all existing wells were available for all sampling events.

2.0 PURPOSE

This VRP Application/CSR has been prepared on behalf of Matrix Service Company (Matrix) for the subject property located in Newnan, Coweta County, Georgia. Matrix is submitting this VRP Application/CSR to document compliance with the provisions, purposes, standards, and policies of the VRP and to certify compliance with applicable cleanup standards for soil based on previous soil and groundwater remediation activities for the purpose of delisting the site from the HSI.

3.0 CONCEPTUAL SITE MODEL

The geology and hydrogeology of the site discussed below are based on the information obtained during investigative activities at the site, from numerous previous reports on the site, and from reviews of published literature.

3.1 REGIONAL GEOLOGY

The property is located in the Piedmont Geologic Region of the Appalachian Province. The Piedmont parallels the eastern edge of the North American continent south of New England and east of the Blue Ridge Geologic Region. The Piedmont is the non-mountainous part of the Appalachians, and slopes generally from the mountains toward the Coastal Plain. In general, the northwest boundary of the Piedmont is at the foot of the mountains. The southeastern boundary is located where the crystalline rocks of the Piedmont are overlain by the younger marine sediments of the Coastal Plain. The Piedmont landscape typically consists of rolling terrain of gentle slope, cut or bounded by valleys of steeper slope and greater depth.

3.2 SITE SPECIFIC GEOLOGY

The subject site is mapped by the Georgia Geologic Survey as being underlain by late Precambrian to early Paleozoic bedrock consisting of the Clarkston Formation (McConnell and Abrams, 1984) which locally consists of interlayered mica schist and hornblende amphibolite. The residual soils present in this geologic area have been formed by the in-place chemical and physical weathering of the parent rock types. Weathering is facilitated by fractures, joints, and by the presence of less resistant rock types. The typical residual soil profile consists of clayey soils near the ground surface, where soil weathering is more advanced, transitioning to sandy silts and silty sands that generally become harder with depth to the top of parent rock.

Soil borings installed in the yard area following soil remediation activities conducted in 2001 encountered a 2-3 foot thick layer of fill material consisting of a nominal 12" layer of crushed stone. Borings installed within the southeastern building footprint encountered an approximate three-foot layer of fill which was observed to contain a mixture of sand, gravel, cinders and slag. Residual soils beneath the fill consisted generally of sandy silt with minor amounts of clay, transitioning to silty sands at greater depth. Bedrock was not encountered in borings installed on site at depths ranging up to 59 feet below grade.

3.3 GROUNDWATER FLOW

In the Piedmont Geologic Region, groundwater generally occurs under water table conditions and is stored in the overlying mantle of residuum and in the structural features (i.e., joints, fractures, faults) present in the underlying rock. Recharge to the water table occurs primarily through precipitation infiltrating the upper soils and percolating downward, under the influence of gravity, to the groundwater table. Typically, the water table is not a level surface, but a subdued reflection of the land surface. Depth to the water table is variable, being dependent on many factors which include: the amount of rainfall, the permeability of the soil, the extent of fracturing in the underlying rock, and the amount of groundwater being pumped from the underlying aquifer.

Groundwater generally flows in directions subparallel to the ground surface slopes and under the influence of gravity toward points of discharge such as creeks, swamps, drainage swales or pumped groundwater wells.

The monitoring wells located on site were surveyed relative to documented elevation points to establish the top of casing elevation for each well. Water level measurements were made in the wells during the various groundwater monitoring events using an electronic water level indicator. The most recent water level data measurements taken on October 17, 2017 along with our interpretation of groundwater flow are depicted on Figure 7.

Groundwater depths measured in October 2017 ranged from approximately 13 feet below grade along Thompson Street, just east of the site, to 27 feet below grade in the southwestern portion of the site. Based on our interpretation of the data, groundwater flow over the site is in a generally east-southeast, but transitions to the northeast just off site. As shown on Figure 8, a swale is located in the area immediately east of the site which drains in a northerly direction and is thought to influence the off-site groundwater flow in a more northerly direction toward a small creek located approximately one half mile northeast of the site.

3.4 HYDRAULIC CONDUCTIVITY TESTING (SLUG TESTING)

In October 2017, slug tests were performed in three wells (MW-6, MW-10 and MW-12) to evaluate hydraulic conductivity. These wells were located in the vicinity of the groundwater plume. The slug tests were performed by lowering a solid 'slug' into each well, allowing the water level to recover and stabilize. The slug was then removed and the rate at which the groundwater recovered to its static level was measured using a data logger.

The data was evaluated using AqteSolve which calculates hydraulic conductivity based on the data obtained during the slug tests and selected well construction parameters. The slug tests results indicate that hydraulic conductivities (K) vary at the site from approximately 5.8 to 25 x 10⁻⁵ centimeters per second (cm/sec) in the residuum aquifer. The average hydraulic conductivity, based on the slug test results was calculated to be 15.2 x 10⁻⁵ cm/sec.

Based on the data obtained from the October 2017 groundwater elevation measurements, the eastward groundwater gradient within the shallow aquifer over much of the site was calculated to be approximately 0.015 ft/ft between wells TMW-3 and TMW-8. This value was utilized for the purpose of calculating the groundwater flow rate.

The effective porosity was assumed to be 20%, a value typical of Piedmont soils. The following formula was used to calculate the lateral groundwater flow rate (Applied Hydrology, C. W. Fetter, 1994):

$$\text{Velocity} = \frac{Ki}{n_e}$$

where: K = hydraulic conductivity (cm per sec) =	15.2 x 10 ⁻⁵
i = hydraulic gradient (feet per foot) =	0.015
n _e = effective porosity (unitless) =	0.20

Based on the data input, the calculated average groundwater flow velocity is approximately 11.8 feet per year.

4.0 DESCRIPTION OF THE RELEASE SOURCE

Results of soil and groundwater assessment activities at the site indicate a release of regulated substances to soil and groundwater has occurred at the site. This section of the CSR provides a description of the source of the release(s).

4.1 REGULATED SUBSTANCE RELEASED FROM THE SOURCE

The regulated substances identified in soil are: 1,1,1-trichloroethane, arsenic, barium, benzo(a)anthracene, benzo(a)pyrene, benzo(b)fluoranthene, benzo(k)fluoranthene, bis(2-ethylhexy) phthalate, cadmium, carbon disulfide, chrysene, ethylbenzene, lead, silver and xylenes.

The regulated substances identified in groundwater are: anthracene, fluoranthene, naphthalene, p-cresol, pentachlorophenol, phenanthrene, phenol, tetrachloroethene (PCE), chloroform, cis-1,2-dichloroethene (cis-DCE), trichloroethene (TCE) and xylenes.

4.2 SOURCE OF RELEASE

According to the Phase I reports reviewed, the subject site has been commercially developed since the mid to late 1800s. The site was occupied for a long period of time by the R.D. Cole Manufacturing Company beginning in 1854. R.D. Cole was a regional manufacturer which manufactured or assembled a number of steel items, including water tanks, light poles, and coal chutes. At the turn of the century, the company began to manufacture riveted water tanks. The property and facility were sold to Graver Tanks between 1970 and 1971, and then to Brown Steel Contractors in 1972. Matrix Service Company owned the site from 1992 to 1999, at which point it was acquired by Caldwell. Caldwell remains the owner of the property but has ceased manufacturing operations on the site since 2016. The site contains six buildings for use as offices, storage areas, manufacturing facilities, pump house and break room. Portions of the property not occupied by structures are primarily gravel covered or grassed. A rail spur was previously located on site but was removed during the voluntary corrective action activities in 2001.

4.3 DESCRIPTION OF THE SOURCE

A specific source of the release on the 57 East Broad Street property is interpreted to be the general operation of the former manufacturing operations on the subject site. Due to the length of time that such operations occurred and the lack of specific information regarding on-site operations, additional details regarding the source(s) of any release(s) are not available.

4.4 CHRONOLOGY OF THE RELEASE

Specific information regarding the chronology of any release(s) is not available. The subject site has been in use as a manufacturing facility since 1854. The releases to soil and groundwater were not detected on site until April 1999. The results of the April 1999 assessment were reported to the EPD in May 1999 and the site was listed on the Hazardous Site Inventory in October 1999 due to the presence of benzo(a)pyrene in soil.

5.0 DELINEATION OF SOIL CONTAMINATION

Soil sampling and testing were conducted on site by Ogden Environmental (predecessor to Amec Foster Wheeler, URS Greiner Woodward Clyde (URS), and Amec Foster Wheeler between 1999 and 2006. Because soil laboratory reports have previously been submitted to EPD in various assessment reports and CSRs, they are not included herein.

5.1 ANALYTICAL PARAMETERS AND RATIONALE FOR SELECTION

The soil samples tested as part of the previous assessments were laboratory tested for a variety of parameters in various combinations, including: volatile organic compounds (VOCs, SW-846 Test Method 8260B) semi-volatile organic compounds (SVOCs, SW-846 Test Method 82780C), polynuclear aromatic hydrocarbons (PAHs, SW-846 Test Method 82780C), RCRA Metals (SW-846 Test Methods 6010 and 7471) and polychlorinated biphenyls (PCBs, SW-846 Test Method 8082). Soil verification samples collected during the 2001 soil remediation effort by AMEC (predecessor to Amec Foster Wheeler) were generally tested for SVOCs and metals, depending on constituents of concern (COCs) identified in a particular area.

5.2 SAMPLING AND ANALYSIS PROCEDURES

The following procedures reflect those employed by Amec Foster Wheeler and its predecessor companies. However, based on review of documentation, other consultants used similar procedures.

5.2.1 Sampling Equipment and Collection Techniques

Soil samples collected during the installation of the drilled soil borings were collected using either split spoon sampling devices or direct-push technology (DPT). Samples collected from DPT borings were collected in a polyethylene sleeve within the steel sampling tube. Soil samples from excavations were collected directly from excavation side-walls and bottoms. Some shallow assessment soil samples were collected with a stainless steel hand auger.

5.2.2 Soil Sample Handling and Preservation Techniques

The collected soil samples were removed from a sampling device and placed in clean sample containers supplied by the laboratory. Soil samples for laboratory testing of VOCs were collected using the syringe method, in accordance with SW-846 Method 5035. Clean nitrile gloves were worn during all sampling activities and the gloves were then discarded. Following sample collection, the samples were maintained on ice in a cooler until they were transferred to the laboratory.

5.2.3 Equipment Decontamination Procedures

All downhole soil sampling tools and equipment were decontaminated by steam cleaning prior to beginning work on the site. During drilling operations, only clean drilling tools were used in each borehole. Split spoons and hand augers were decontaminated prior to the collection of each soil sample using non-phosphate detergent and deionized water. New polyethylene sleeves were used for each sample during the DPT sampling. Clean latex gloves were used during the collection of all soil samples. Gloves were changed prior to the collection of each soil sample.

5.2.4 Chain-of-Custody Procedures

All collected samples were logged on a chain-of-custody form that was signed by the consultant's field representative and the laboratory representative upon release of the samples to the laboratory. Chain-of-custody documentation was provided with the laboratory reports previously submitted to GA-EPD.

5.2.5 Laboratory Analytical Procedures

Soil samples for VOCs were analyzed using SW-846 Test Method 8260B. Soil samples for SVOCs were analyzed using SW-846 Test Method 8270C. Soil samples for RCRA Metals were analyzed using SW-846 Test Method 6010 and 7471. Soil samples for PCBs were analyzed using SW-846 Test Method 8082.

Duplicate samples were collected for quality purposes and analyzed during the assessment. Trip blanks were included with the samples submitted to the laboratory. The trip blanks were provided by the laboratory and consisted of 40-ml vials filled with water. Results of the duplicate and trip blank analyses were included in the laboratory reports. Results of surrogate analysis were also included in the laboratory reports.

5.3 BACKGROUND SOIL CONCENTRATIONS

Because the VOC, SVOC and PCB compounds detected in soil are not characteristic of naturally occurring conditions in Piedmont soils, naturally occurring background conditions for these constituents on the affected property were assumed to be below laboratory detection limits. Naturally occurring background concentrations of metals were previously calculated by Amec Foster Wheeler and presented in the Compliance Status Report – Part 4, submitted to EPD in August 2006.

5.4 SUMMARY OF PERTINENT SOIL TESTING RESULTS

The results of the laboratory analyses for those samples representing soils still remaining on site are summarized in Tables 1 through 3. Sample locations which exhibit results exceeding applicable RRS are illustrated on Figure 5.

The earliest soil testing data for the site was collected by AMEC during an April 1999 assessment of the site. A total of 40 borings were installed throughout the site during this assessment (BS-01 through BS-40). The purpose of this assessment was to evaluate areas of potential environmental concern identified during a previous Phase I assessment. Samples were collected using either a DPT rig or a stainless steel hand auger. Soil samples were collected at 1-foot intervals (i.e., 0'-1', 1'-2', 2'-3', 3'-4') to a depth of four feet for non-UST locations, where auger refusal was not encountered. For UST locations, soil samples were advanced to a depth of 12 feet, and were typically collected at 1-foot intervals beginning at a depth of 8 feet and ending at 12 feet. Soil samples were analyzed for VOCs, SVOCs, PCBs and RCRA Metals.

The soil testing results identified a variety of regulated constituents in the samples tested. Numerous borings exhibited at least one regulated constituent in excess of HSRA notification concentrations (NC). Most of the NC exceedances were RCRA metals, principally arsenic and lead, but also including barium, cadmium, chromium, mercury, selenium and silver. NC exceedances for SVOCs were detected in several samples in the southeastern portion of the site where the petroleum USTs and several drums were located. With the exception of carbon disulfide (a common naturally occurring substance) only two locations exhibited VOCs above HSRA NCs. PCBs were detected above the NC in only one location.

Based on the analytical results from the Phase II investigation, it appeared that the site had been adversely impacted by current and/or historical on-site operations. Following the April 1999 Phase II assessment, a HSRA notification package was submitted to GA-EPD in May 1999.

In August 1999, URS Greiner installed 11 soil borings (BS-100 through BS-111) in areas of the site previously determined to have been impacted above NCs for the purpose of further characterizing and delineating the extent of impacts exceeding a regulatory threshold. The borings were extended to depths of four feet and soil samples were collected at depths of 0-2, 2-3 and 3-4 feet below grade. The collected samples were tested for COCs consistent with the previous COC detections at a particular location.

In September 1999, an additional 21 borings (BS-201 through BS-221) were installed by AMEC throughout the site. Several of these borings were installed in the southern portion of the site, in areas which had not previously been assessed. These borings were extended to a depth of four feet and sampled as described above. The remaining borings were intended for additional delineation and were extended to a depth of six feet and sampled at 1-foot intervals beginning a foot below grade.

The data collected during the 1999 soil assessments indicated that shallow soils across much of the site had been impacted with a variety of constituents, but primarily metals. This information was utilized to direct the 2001 soil remediation efforts which focused on the removal of shallow soils over much of the yard area in the north-central portion of the site (refer to Figure 3).

6.0 HORIZONTAL AND VERTICAL EXTENT OF GROUNDWATER CONTAMINATION

Groundwater assessment activities on site were conducted by URS Greiner (URS) in 1999 and by Amec Foster Wheeler between 1999 and October 2017. Refer to Figures 4 and 5 for a plan of the monitoring well locations and a summary of the groundwater analytical data collected for the site.

6.1 ANALYTICAL PARAMETERS SELECTED

The wells installed on-site were intended to investigate for impacts related to the former site operations related to the tank manufacturing. Groundwater samples were typically analyzed for VOCs, SVOCs and RCRA metals initially. During later monitoring events the testing scope was reduced to include only VOCs as significant groundwater impacts related to SVOCs and RCRA metals had not been identified.

6.2 GROUNDWATER MONITORING WELLS

The earliest groundwater assessment on the site was conducted by URS in July and August 1999. This assessment included the installation of seven monitoring wells (TMW-1 through TMW-7). The purpose of these wells was to investigate potential groundwater impacts and further investigate areas of impacted soil identified in the initial soil sampling effort.

In 2002, TMW-8 was installed downgradient of the subject site, in the right-of-way of Thompson Street. Monitoring well TMW-9 was installed in 2008 in the Thompson Street right-of-way, approximately 300 feet south of TMW-8 which was installed in 2008.

Early groundwater testing had identified the highest VOC concentrations in groundwater in the vicinity of TMW-2 in the northeastern portion of the site. In order to further evaluate groundwater conditions in this area, in February 2008 a series of eight direct push borings were installed in the area surrounding TMW-2 for the direct collection of groundwater samples without well installation. Four of the borings were located within approximately 10 feet of TMW-2 and the remaining four were located approximately 25 feet from TMW-2. One of the direct push borings was converted to a permanent 2-inch diameter well (TMW-2A). This well was located near TMW-2 and was screened in a deeper part of the aquifer than TMW-2 for vertical delineation.

In August 2008, eighteen additional DPT borings were installed in an approximate 25-foot grid pattern surrounding TMW-2. Grab samples were again collected directly through the DPT rods,

generally at depths corresponding to the screened intervals of nearby wells. In three of the borings groundwater was sampled at two depth intervals.

In June 2009, Amec Foster Wheeler installed four additional monitoring wells (TMW-10 through TMW-13) in the area surrounding TMW-2.

In January 2010, MACTEC Engineering and Consulting (also predecessor to Amec Foster Wheeler) installed five additional wells on site for Caldwell to investigate areas of the site which had not previously been investigated. Two of the wells (TMW-16 and TMW-17) were located in the main yard area of the site, southeast of the primary plume location. The remaining wells (TMW-14, TMW-15 and TMW-18) were located in the southern portion of the site where groundwater conditions had not previously been investigated.

In March 2010, additional assessment was conducted in the vicinity of TMW-1, to further evaluate and delineate the extent of groundwater impacts in this area. This assessment was conducted in a manner similar to that employed during the delineation around TMW-2, using a DPT rig to install 15 borings and collect grab samples in an approximate 60-foot radius surrounding TMW-1. The borings were installed to depths of approximately 60 feet below grade and groundwater samples were collected at multiple depths within each boring.

The permanent monitoring wells were also sampled on multiple occasions by Amec Foster Wheeler. Between August 2002 and October 2017 a total of 21 groundwater monitoring events have been completed by Amec Foster Wheeler or its predecessors.

6.3 SAMPLING AND ANALYSIS PROCEDURES

Based on the documentation reviewed, generally similar sampling and analysis procedures have been employed by the various consultants during groundwater monitoring events.

6.3.1 Groundwater Elevation

Groundwater levels were measured from the top of the well casing in each of the wells on site which contained water. A level survey was conducted to measure the elevation of the top of each well casing.

6.3.2 Well Evacuation Procedures

Well development consisted of bailing or pumping the wells until at least five well volumes of water had been removed and groundwater was relatively clear of fine particles. The water quality

parameters of temperature, pH and specific conductivity were measured during well development. Groundwater samples were collected upon stabilization of the water quality parameters. Groundwater samples collected by Amec Foster Wheeler during the 2008 and 2010 delineation events in the areas surrounding TMW-2 and TMW-1 were collected directly through the DPT sampling equipment without conventional development.

6.3.3 Groundwater Sampling, Handling and Preservation

Groundwater samples were collected by using pre-cleaned, disposable bailers, a peristaltic pump or a bladder pump. All bailers and tubing were discarded following use. Clean nitrile gloves were worn during all development and sampling activities and were changed between each well location.

Samples were collected in clean sample containers, supplied by the laboratory, which contained the preservative appropriate for each test. Following sample collection, the bottles were stored on ice in a cooler until they were transferred to the laboratory. The samples were maintained under chain-of-custody control from the time they were collected until they were relinquished to the laboratory.

6.3.4 Decontamination Procedures

Decontamination procedures employed consisted of the use of clean, unused disposable bailers or tubing at each sampling location. Nitrile gloves were also worn and changed between each sampling location. Bailers were disposed of after each use. Submersible pumps were properly decontaminated between wells.

6.3.5 Laboratory Analytical Techniques

Following delivery to the laboratory, the groundwater samples were analyzed for VOCs using SW-846 Test Method 8260B. Selected groundwater samples were also tested for SVOCs (SW-846 Test Method 8270C). Complete laboratory reports for Amec Foster Wheeler's 2017 sampling events are included in Appendix B. Prior laboratory reports are available upon request.

Duplicate samples were collected for quality purposes and analyzed during the assessment. Trip blanks prepared by the laboratory were also submitted for testing. QA/QC was conducted in accordance with the laboratory analysis selected. The groundwater samples were maintained under chain-of-custody control and submitted to the analytical laboratory for testing.

Samples collected during the various events were delivered to the analytical laboratory under chain-of-custody protocol. From the time of collection until they were released to the laboratory, the samples were stored in ice-filled coolers. Chain-of-Custody records documenting the transfer of the samples to the laboratory were maintained and were included in the laboratory reports.

6.4 BACKGROUND GROUNDWATER QUALITY

Because the organic constituents in question are not typical of naturally occurring substances in the Piedmont, naturally occurring background conditions for these constituents at the subject property were assumed to be below laboratory detection limits. Naturally occurring background concentrations of metals were previously calculated by Amec Foster Wheeler and presented in the Compliance Status Report – Part 4, submitted to EPD in August 2006.

6.5 SUMMARY OF GROUNDWATER TESTING RESULTS

Refer to Figure 4 and 5 for the locations of groundwater monitoring wells, along with the following discussion. The groundwater laboratory data for the on-site wells are summarized on Table 2 and the recent laboratory reports that reflect current conditions are included in Appendix B. In addition, trend graphs illustrating VOC concentrations in groundwater over time are included in Appendix C.

The 1999 groundwater sampling event conducted by URS included seven wells (TMW-1 through TMW-7) located throughout the site. Limited information is available regarding the results of this assessment other than the fact that several VOCs, SVOCs and RCRA metals were detected in the eastern and northern portion of the site, the presence of which was reported to GA-EPD in the HSRA notification package.

Amec Foster Wheeler began conducting groundwater monitoring in August 2002. The 2002 sampling event also included the installation of an off-site well (TMW-8) located in the right-of-way of Thompson Street, just east of the site. This assessment identified very low concentrations (below MCLs) of tetrachloroethene (PCE) and several metals in TMW-4, in the southwest portion of the site. Chlorinated solvents were also detected at somewhat higher concentrations in the eastern and northeastern portions of the site, with TMW-2 exhibiting the highest impacts.

These same eight wells were resampled by AMEC in November 2002, June 2003 and June 2007. The results of these subsequent sampling events were generally consistent with the previous

results with the exception that VOC concentrations in TMW-2 were observed to increase somewhat over that time.

Amec Foster Wheeler conducted a groundwater monitoring event in February 2008. This sampling event included the installation of another off-site well (TMW-9) located in the Thompson Street right-of-way, south of TMW-8. This event included the sampling of all existing wells and also included the installation and sampling of eight Geoprobe borings in the area immediately surrounding TMW-2 to attempt to delineate the extent of the elevated VOC constituents. These groundwater samples were collected directly from the formation through the direct push equipment. One of these borings was converted to a permanent well (TMW-2A) for inclusion in future monitoring events. Based on previous site-wide testing results, beginning with the February 2008 sampling event, the scope of groundwater testing conducted for Matrix was reduced to include VOCs only as significant concentrations of SVOCs and RCRA metals had not been detected on site.

In August 2008, Amec Foster Wheeler installed 18 additional Geoprobe borings in the area surrounding TMW-2 to further refine the groundwater delineation in this area. These borings were also sampled directly and in three cases, were sampled at two separate depth intervals. Four of the direct-push borings were also converted to permanent monitoring wells (TMW-10 through TMW-13). The results of these investigations indicated the maximum VOC concentrations were consistent or lower than those previously identified in TMW-2 and that no DNAPL condition was evident. These delineation results were later used to develop a groundwater corrective action plan (CAP) to address the dissolved VOC plume which was implemented in 2013 as described in Section 7.0.

Between June 2009 and February 2013, Amec Foster Wheeler conducted six additional groundwater sampling events. These sampling events included monitoring wells TMW-1 through TMW-13 and the results remained generally consistent with previous findings with the exception that the low levels of PCE previously detected in TMW-4 in the southwestern portion of the site were no longer evident.

In February 2010, MACTEC Engineering and Consulting installed five additional monitoring wells (TMW-14 through TMW-18) in the north-central and southeastern portions of the site. This assessment was performed for Caldwell Tanks, which purchased the site from Matrix. The purpose of these wells was to further investigate areas of the site where groundwater had not

previously been tested. The samples were tested for VOCs, PAHs and RCRA metals. The results of the assessment did not identify VOCs in the five wells tested. Barium was detected in each well at concentrations below the MCL. Anthracene was detected in one well, at a concentration of 0.05 mg/L, below the residential RRS. No other PAHs were detected.

Following the submission and approval of the Amended Groundwater CAP, in April 2013 a series of subsurface injections of a zero valent iron/activated carbon solution were made in the area surrounding TMW-2, which had historically exhibited the highest VOC impacts. These activities are discussed in more detail in Section 7.0. Amec Foster Wheeler then conducted a series of eight groundwater monitoring events between May 2013 and September 2014 to monitor the effectiveness of the treatment. These sampling events included monitoring wells MW-1 through MW-13 but did not include the five wells installed for Caldwell Tanks. The results of these eight monitoring events indicated that VOC concentrations had decreased significantly in the northeastern portion of the site where the injections had occurred. By September 2014 the only RRS exceedances observed were for PCE and TCE, both of which occurred in only one well on site (TMW-13). At that time, the only other VOCs detected on site were chloroform in four wells and cis-1,2-dichloroethene (1,2-DCE) in one well. The concentrations of both chloroform and 1,2-DCE were well below their respective residential RRS.

In 2017, after a three year period of sampling inactivity at the site, Amec Foster Wheeler sampled monitoring wells TMW-1 through TMW-13 to update the current condition of groundwater. The results from these sampling events were consistent with the 2014 results and indicated that the extent of the plume has stabilized and has been delineated both laterally and vertically to the Type 1 RRS. PCE and TCE remain the only constituents detected in excess of their respective RRS, in both cases in TMW-13. The maximum PCE concentration of 0.0441 mg/L still exceeds the residential RRS of 0.02 mg/L but complies with the non-residential RRS of 0.11 mg/L. The maximum TCE concentration of 0.0066 mg/L slightly exceeds both the residential and non-residential RRS of 0.005 mg/L.

7.0 SUMMARY OF REMEDIAL MEASURES COMPLETED TO DATE

7.1 UST REMOVAL

Matrix contracted with URS Greiner and Koester Environmental Services, Inc. (Koester) to remove two, 500-gallon underground storage tanks (USTs) located in the south end of the alley in the southeastern portion of the site. According to the notification data, the tanks were installed in 1936 and were last used in 1953. The USTs contained gasoline and kerosene and were removed on August 3, 1999. Contaminated soil (38.82 tons) was removed and disposed of at Waste Management's Live Oak Landfill. The tanks were transported to Newnan Salvage Co., Inc. for disposal as scrap metal. The original Closure Report was prepared by Koester and submitted to the GA-EPD on September 19, 1999. The Closure Report requested clean closure based on soil analytical results. However, the GA-EPD issued a deficiency letter dated October 22, 1999 regarding the closure of the USTs. Additional confirmation sampling was conducted to successfully address GA-EPD's comments and a "No Further Action" letter was issued on January 14, 2000.

7.2 IMPACTED SOIL REMOVAL

The site assessment activities conducted by Ogden and Greiner had identified and delineated nine primary areas of soil impacts requiring corrective action. Investigation results determined the majority of contaminants were limited to less than two feet in depth. Soil excavation and off-site disposal was the selected corrective action because of the shallow depth of contamination and the desire to expedite the corrective action. The soil removal activities were detailed in the September 2001 CSR and are briefly summarized below.

Matrix engaged Winter Environmental (Winter) to perform the removal of the impacted soil with confirmation sampling by AMEC. Each sample location was marked on a site map and sample grids were marked in the field. The sample grids were based on a spacing of 20 feet x 20 feet where applicable. The purpose of the grid system was to provide a reference point where the samples were collected and to ensure an adequate representation of native soil was evaluated to gauge the success of the remediation activities. Composite soil samples were collected from the bottom of each grid. In isolated areas where excavations were extended to deeper depths, sidewall samples were also collected.

The confirmation testing results (along with other soil data collected from outside the excavation areas) were compared to RRS that were calculated for the site and included in the 2001 CSR and

found to meet the calculated standards. However, final approval of the RRS was not provided by GA-EPD. As part of the VRP application process, Amec Foster Wheeler recalculated Type 1-4 RRS for both soil and groundwater (see Appendix F). Based on the newly calculated standards, several isolated soil testing results have been found to not meet the appropriate RRS.

The nine areas requiring remediation and subsequent confirmation soil sampling (depicted on Figure 3) were as follows:

Areas Remediated With Subsequent Confirmation Soil Sampling

- Area 1: Oil Drum Storage Rack and Former USTs - (Sample Grids 1 through 10).
- Area 2: Northern portion of Alleyway - (Sample Grids 11 through 21).
- Area 3: Wood Shop - (Sample Grid 25).
- Area 4: Former Paint Blasting Area - (Sample Grids 26 and 27).
- Area 5: Paint Booth - (Sample Grids 28, 29, 30, and 31).
- Area 6: Yard Storage Area - (Sample Grids 32 through 97).
- Area 7: Water Tower - (Sample Grid 98).
- Area 8: Upper Yard - (Sample Grid 99).
- Area 9: Drainage Sump in Manufacturing Building - (Sample Grid 100).

Corrective action activities (soil excavation and off-site disposal), began on March 6 and were completed on April 13, 2001.

- **Area 1: Oil Drum Storage Rack and Former Gasoline and Kerosene USTs - (Sample Grids 1-10).** This area is located in the southern portion of the alley behind the facility building, adjacent to the property boundary. Previous analytical results for the 0-1 foot depth interval contained concentrations of SVOCs, lead, and arsenic in soil exceeding HSRA NCs. The extent of excavation was limited to a depth of two feet below ground surface (bgs), and included the entire south end of the alley (dimensions were 20 feet by 200 feet). Based on confirmation sampling, soil excavation activities successfully removed the impacted soils.

- **Area 2: (Sample Grids 11-21).** This area is located in the northern portion of the alley behind the facility building, adjacent to the property boundary and building structures. Although this specific area was not assessed during previous activities (i.e., not directly associated with any potential source of contamination or historical operation). AMEC believed this area would be impacted with lead and arsenic in soil exceeding HSRA NCs based on analytical results

throughout the property. The extent of excavation was limited to a depth of two feet bgs, and included the entire north end of the alley (dimensions were 20 feet by 220 feet). Based on confirmation sampling, soil excavation activities successfully removed the suspected impacted soils.

- **Area 3: Wood Shop (Sample Grid 25).** Analytical results for the 0-1 foot interval contained concentrations of metals (arsenic, barium and lead) in soil exceeding HSRA NCs. The extent of excavation was limited to a depth of two feet bgs, and included an area of 20 feet by 20 feet. Based on confirmation sampling, soil excavation activities successfully removed the impacted soils.

- **Area 4: Former Paint Blasting Area (Sample Grids 26 and 27).** Areas adjacent to former soil borings BS-103 and BS-104 were excavated to remove characteristic hazardous soil (failed TCLP for lead). The extent of excavation was limited to a depth of two feet bgs, and included an area of 20 feet by 20 feet adjacent to each former boring location. Based on confirmation sampling, soil excavation activities successfully removed the impacted soils.

- **Area 5: Paint Booth (Sample Grids 28, 29, 30, and 31).** This area contained characteristic hazardous soil (failed TCLP for lead). The extent of excavation was limited to a depth of five feet bgs, and the excavation dimensions were 40 feet by 30 feet. Based on confirmation sampling, soil excavation activities successfully removed the impacted soils.

- **Area 6: Yard Storage Area (Sample Grids 32 through 97).** This area was the largest area and contained a significant amount of railroad tracks and gravel roadway. This area contained “hot spots” of lead and arsenic soil exceeding the HSRA NCs. However, the entire yard, impacted by previous site activities, was remediated. The extent of excavation was generally limited to a depth of two feet and the excavation dimensions were 150 feet by 350 feet. Based on confirmation sampling, soil excavation activities successfully removed the impacted soils.

- **Area 7: Water Tower (Sample Grid 98)** - This area contained concentrations of arsenic in the soil exceeding the HSRA NC. The extent of excavation was limited to a depth of two feet bgs, and included an area of 20 feet by 20 feet. Based on confirmation sampling, soil excavation activities successfully removed the impacted soils.

- **Area 8: Upper Yard (Sample Grid 99)** - This area of the upper yard was excavated to remove lead and arsenic impacted soil exceeding the HSRA NCs. The extent of excavation was limited

to a depth of three feet bgs, and included an area of 20 feet by 20 feet. Based on confirmation sampling, soil excavation activities successfully removed the impacted soils.

- **Area 9: Drainage Sump in Manufacturing Building (Sample Grid 100)** - The sump contained concentrations of metals (barium, cadmium, lead, and silver) and SVOCs exceeding HSRA NCs. Based on confirmation sampling, soil excavation activities successfully removed the impacted soils.

As detailed in the 2001 CSR, between March and April 2001, a total of 9,413 tons of soil were removed from the site and transported to a licensed landfill. A total of 105 confirmation samples were collected from the various excavation areas. The excavations were then backfilled primarily with crushed stone (crusher run) although in some areas larger stone was used as backfill to improve drainage.

7.3 IN-SITU GROUNDWATER CONTAINMENT AND TREATMENT

Following approval of the Amended Groundwater CAP, in April 2013, Matrix contracted with AST Environmental (AST) to implement the Amended Groundwater CAP. The CAP outlined a program of injection of BOS 100, a catalyst designed for the rapid degradation of chlorinated solvents. The product consists of activated carbon that has been impregnated with zero valent iron which when mixed with water forms a slurry that can be injected into the subsurface. Chlorinated VOCs that contact the material are adsorbed and immobilized by the activated carbon and then degraded by reaction with the zero valent iron.

The treatment area covered approximately 4,200 square feet around TMW-2 in the northeastern portion of the site. A total of 75 injection points on approximate 7.5-foot centers were utilized. The depth interval over which the injections occurred was approximately 25 to 40 feet below grade, with separate injections at approximate 2-foot intervals for a total of 600 injections. A total of 4,830 pounds of BOS 100 were introduced into the subsurface.

Following the BOS 100 injection, AMEC conducted eight groundwater monitoring events to evaluate the effectiveness of the corrective action. The results indicated a significant reduction in VOC concentrations in groundwater in the treatment area. Subsequent testing conducted in 2017 confirmed that there has been very limited rebound of VOC concentrations, as illustrated by the fact that only one well (TMW-13) still exhibits VOC concentrations only slightly in excess of residential RRS.

8.0 FATE AND TRANSPORT OF GROUNDWATER IMPACTS

The lateral extent of the plume has been delineated and only one well on site (TMW-13) exhibits regulated constituents that slightly exceed residential RRS. The plume has been monitored for almost 20 years and has not migrated beyond Thompson Street. Groundwater remediation activities conducted in 2013 have significantly reduced VOC concentrations in the plume area and have served to stabilize VOC migration due to the activated carbon that has been injected into the subsurface. In addition, ongoing natural attenuation is expected to further reduce remaining VOC concentrations to below applicable RRS in the foreseeable future. Computer modeling is not warranted for this plume based on the extensive historical monitoring data.

9.0 EXPOSURE PATHWAYS

The risk to human health and the environment is directly related to the potential for receptors to be exposed to contamination. Exposure pathways are the means by which regulated substances migrate from a source to a point of contact with humans and/or the environment. A complete exposure pathway must have four parts: (1) a source of contamination, (2) a mechanism for transport of a substance from the source to the air, surface water, groundwater and/or soil, (3) a point where contact can be made with contaminated air, surface water, groundwater and/or soil, and (4) a route of entry into the body.

An examination of the following potential exposure pathways and receptors was conducted for the site.

- Potential exposure to regulated constituents in soil;
- Potential exposure to regulated constituents in groundwater;
- Potential exposure to regulated constituents in surface water;
- Potential exposure to regulated constituents due to vapor intrusion from impacted soil or groundwater.

9.1 SOIL CRITERIA

The subject site is located in Newnan, Georgia in an area characterized by both commercial and residential properties. The properties immediately surrounding the site consist of retail stores, restaurants, local government offices and parking lots to the north, west and south. A CSX rail line bounds the site to the east, beyond which are single family residential properties. The subject site would currently be considered a “non-residential” property as defined under HSRA. However, because of potential future development plans which could potentially include residential units, both residential and commercial risk reduction standards were compared to existing site conditions.

Note that as part of the VRP application process, Amec Foster Wheeler recalculated Type 1-4 RRS for soil (see Appendix F). Based on the newly calculated standards, several isolated soil testing results have been found to not meet the appropriate RRS.

The locations where regulated constituents remain in soil above residential and commercial RRS following soil remediation activities are illustrated on Figure 5. As shown, there are five locations exceeding commercial RRS for arsenic and/or lead in soil. Four locations are beneath existing building slabs while one location (SW-west-wall) is in a yard area covered by a nominal 12 inches

of crushed stone. At each of these locations, the ground cover is considered a surficial barrier to direct contact. The surficial barriers will be maintained in accordance with the Monitoring and Maintenance Plan pursuant to the Environmental Covenant. Because of expected site redevelopment in the near future, remediation of these few localized areas is not considered practicable at this time. As such, the subject site satisfies Type 5 RRS criteria and the risk of exposure to contaminants in soil is considered acceptable for occupants of the site. Note that currently there are no occupants and none are expected until the property is sold and redeveloped.

9.2 GROUNDWATER CRITERIA

As part of the VRP application process, Amec Foster Wheeler recalculated Type 1-4 RRS for groundwater (see Appendix F). Amec Foster Wheeler compared the current groundwater testing data from the site to residential RRS for the constituents remaining in groundwater following the 2017 monitoring events. Based on the groundwater testing data, PCE and TCE slightly exceed their respective residential RRS.

Previous groundwater testing results indicate that the impacted groundwater plume is relatively limited in size and has been delineated to Type 1 RRS. 2017 testing indicated that a nearby off-site well (TMW-8) located immediately downgradient of the plume exhibited only chloroform which is likely the result of municipal water system leakage. No other regulated constituents were detected in this well.

Amec Foster Wheeler conducted a receptor survey in the downgradient vicinity of the site, including a visual survey for well houses on properties to the east and northeast. The City of Newnan provides municipal water service within its city limits and all properties in the neighborhood east of Thompson Street were observed to have water meters. Representatives of the City of Newnan Water and Sewer Department confirmed that there are no known drinking water wells within the nearby site vicinity within at least one-half mile downgradient. The nearest wells identified in the general downgradient vicinity of the site were two private drinking water wells that had been located approximately two miles east of the site. Field reconnaissance indicated that the residence associated with one of these wells had been demolished and replaced with a cellular phone tower. The residence associated with the second well remains in place although the property is overgrown and appears to have been abandoned. The area of these wells does not appear to be located within the downgradient flow path from the site. No other drinking water sources were identified in the direction of the contaminant plume migration.

Based on the information obtained, exposure to contaminated groundwater is considered unlikely for both the residential and non-residential properties in the site vicinity due to the fact that local properties are all connected to municipal water supplies and the exceedances of residential RRS in groundwater are limited to the subject site itself. The groundwater testing data have demonstrated the groundwater conditions do not exceed drinking water standards within 1,000 feet downgradient of the current extent of the plume nor do conditions exceed Georgia in-stream water quality standards. As such, the site is in compliance with appropriate groundwater criteria under the VRP.

Groundwater beneath the site is not used for drinking water. Execution of an Environmental Covenant that restricts groundwater usage will result in an incomplete exposure pathway for groundwater.

9.3 SOURCE

Concentrations of dissolved VOCs in groundwater are all well below the aqueous solubilities for the various compounds detected on site. No evidence of a potential free product condition has been identified. There are no remaining VOCs in soil above Type 1 RRS. The concentrations of PCE and other VOCs detected in groundwater have been well below 1% of their aqueous solubilities and no indications of a dense non-aqueous phase liquid (DNAPL) condition have been observed. Previous groundwater testing had not identified regulated groundwater impacts related to metals, indicating that remaining soil impacted with metals are not a source.

9.4 SURFACE WATER

According to the 1993 United States Geologic Survey (USGS) Topographic Map of Northeast Atlanta, Georgia, the site is located on the eastern flank of a ridgeline located just west of the site.

Surface drainage over much of the site and surrounding area is controlled by catch basins and the stormwater sewer system. No designated wetlands or surface water bodies were identified on site or in the immediate downgradient vicinity. The nearest downgradient surface water body is an unnamed creek, located approximately 2,000 feet northeast of the site.

Surface water flow across the site is generally in an easterly direction and on-site groundwater flows in a similar direction. The plume has been delineated on site and is not expected to reach the unnamed creek. Therefore, the surface water pathway is incomplete.

9.5 VAPOR INTRUSION

Risk-based soil vapor screening levels protective of indoor air were calculated using OSWER's Vapor Intrusion Screening Level (VISL) calculator (Version 3.4, June 2015 RSLs, USEPA 2015a). The VISLs were based on a target cancer risk of 10^{-5} and target hazard index of 1 per the Georgia Hazardous Site Response Act rule. A default groundwater temperature for North Georgia (19.4 degrees Celsius) was applied (USEPA 2004). In accordance with guidance issued by USEPA for the assessment and mitigation of vapor intrusion (USEPA 2015b), the soil vapor to indoor air attenuation factor was set to 0.03. Based on the most recent groundwater analytical data for the site PCE, TCE and chloroform exceed the vapor intrusion screening levels for residential properties; however, no groundwater constituents exceed screening levels for commercial properties.

In order to further evaluate the screening level exceedances for PCE, TCE and chloroform, these constituents were further modeled using the Johnson and Ettinger model. For this modeling, the living space was assumed to be a small apartment on the ground floor to provide a conservative estimate of potential exposure. Default residential assumptions were used for the exposure duration and frequency. Using this approach, an acceptable groundwater concentrations of 560 µg/L for PCE, 31.7 µg/L for TCE and 18 µg/L for chloroform were estimated. These concentrations are all below the detected concentrations for these constituents in the area of the site exhibiting the highest impacts.

Based on the vapor evaluation, the vapor intrusion pathway is incomplete for current occupants of the site and is projected as incomplete for future residential occupants of the site.

10.0 CONCLUSIONS

Based on the findings of assessment activities and the results of corrective action, the following conclusions are presented:

- No source remains on site. With isolated exceptions, all soil impacts identified above non-residential RRS have been removed from the site and properly disposed. Remaining soils impacted with metals are inaccessible as they are located beneath surficial barriers and are in compliance with a Type 5 RRS. An annual notice will be submitted to EPD to confirm maintenance of the surficial barriers until such time as site redevelopment occurs.
- The extent of groundwater impacts above Type 1 RRS is limited to one well (TMW-13) in the northeastern portion of the site. There are no drinking water receptors in the downgradient vicinity of the site. An Environmental Covenant will be implemented upon agreement with EPD so that future site use will maintain an incomplete groundwater exposure pathway. Refer to Appendix G for a draft of the proposed Environmental Covenant.
- Vapor intrusion modeling indicates the groundwater VOC concentrations will not present an unacceptable vapor intrusion risk under both commercial and residential land use scenarios, even in the area directly overlying the groundwater plume.

REFERENCES

Cressler, C.W., C.J. Thurmond, and W.G. Hester, 1983, Groundwater in the Greater Atlanta Region, Georgia; Georgia Geologic Survey Information Circular 63

Fetter, C.W., Applied Hydrogeology, third edition, 1994; Macmillan Publishing Company, New York

McConnell, K.I., and C.E. Abrams, 1984, Geology of the Greater Atlanta Region; Georgia Geologic Survey Bulletin 96

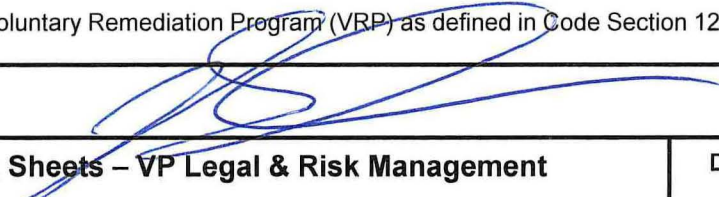
USEPA 2004. User's Guide for Evaluating Subsurface Vapor Intrusion into Buildings, US Environmental Protection Agency, February 2004.

USEPA 2015a. Vapor Intrusion Screening Level Calculator. U.S Environmental Protection Agency, June 2015.


USEPA 2015b. OSWER Technical Guide for Assessing and Mitigating the Vapor Intrusion Pathway from Subsurface Vapor Sources to Indoor Air, Office of Solid Waste and Emergency Response, June 2015.

VRP APPLICATION FORM AND CHECKLIST

Voluntary Investigation and Remediation Plan Application Form and Checklist

VRP APPLICANT INFORMATION					
COMPANY NAME	Matrix Service Company				
CONTACT PERSON/TITLE	Justin Sheets				
ADDRESS	5100 East Skelly Drive, Suite 700, Tulsa, Oklahoma, 74135				
PHONE	918-838-8822	FAX		E-MAIL	Jsheets@matrixservicecompany.com
GEORGIA CERTIFIED PROFESSIONAL GEOLOGIST OR PROFESSIONAL ENGINEER OVERSEEING CLEANUP					
NAME	Charles T. Ferry	GA PE/PG NUMBER	10957		
COMPANY	Amec Foster Wheeler Environment & Infrastructure, Inc.				
ADDRESS	2677 Buford Highway, Atlanta, Georgia 30324				
PHONE	404-873-4761	FAX		E-MAIL	Chuck.ferry@woodplc.com
APPLICANT'S CERTIFICATION					
<p>In order to be considered a qualifying property for the VRP:</p> <p>(1) The property must have a release of regulated substances into the environment;</p> <p>(2) The property shall not be:</p> <p style="margin-left: 20px;">(A) Listed on the federal National Priorities List pursuant to the federal Comprehensive Environmental Response, Compensation, and Liability Act, 42 U.S.C. Section 9601.</p> <p style="margin-left: 20px;">(B) Currently undergoing response activities required by an order of the regional administrator of the federal Environmental Protection Agency; or</p> <p style="margin-left: 20px;">(C) A facility required to have a permit under Code Section 12-8-66.</p> <p>(3) Qualifying the property under this part would not violate the terms and conditions under which the division operates and administers remedial programs by delegation or similar authorization from the United States Environmental Protection Agency.</p> <p>(4) Any lien filed under subsection (e) of Code Section 12-8-96 or subsection (b) of Code Section 12-13-12 against the property shall be satisfied or settled and released by the director pursuant to Code Section 12-8-94 or Code Section 12-13-6.</p> <p>In order to be considered a participant under the VRP:</p> <p>(1) The participant must be the property owner of the voluntary remediation property or have express permission to enter another's property to perform corrective action.</p> <p>(2) The participant must not be in violation of any order, judgment, statute, rule, or regulation subject to the enforcement authority of the director.</p> <p>I certify under penalty of law that this document and all attachments were prepared under my direction or supervision in accordance with a system designed to assure that qualified personnel properly gather and evaluate the information submitted. Based on my inquiry of the person or persons who manage the system, or those persons directly responsible for gathering the information, the information submitted is, to the best of my knowledge and belief, true, accurate, and complete. I am aware that there are significant penalties for submitting false information, including the possibility of fine and imprisonment for knowing violations.</p> <p>I also certify that this property is eligible for the Voluntary Remediation Program (VRP) as defined in Code Section 12-8-105 and I am eligible as a participant as defined in Code Section 12-8-106.</p>					
APPLICANT'S SIGNATURE					
APPLICANT'S NAME/TITLE (PRINT)	Justin Sheets – VP Legal & Risk Management			DATE	07/31/2018

QUALIFYING PROPERTY INFORMATION (For additional qualifying properties, please refer to the last page of application form)			
HAZARDOUS SITE INVENTORY INFORMATION (if applicable)			
HSI Number	10586	Date HSI Site listed	10/15/1999
HSI Facility Name	Brown Steel Contractors	NAICS CODE	
PROPERTY INFORMATION			
TAX PARCEL ID	N04 0010 006	PROPERTY SIZE (ACRES)	5.603
PROPERTY ADDRESS	57 E. Broad Street		
CITY	Newnan	COUNTY	Coweta
STATE	Georgia	ZIPCODE	30263
LATITUDE (decimal format)	33.3732	LONGITUDE (decimal format)	-84.7976
PROPERTY OWNER INFORMATION			
PROPERTY OWNER(S)	Broad Street Forum, Inc.	PHONE #	502-964-3361
MAILING ADDRESS	4000 Tower Road		
CITY	Louisville	STATE/ZIPCODE	Kentucky 40219
ITEM #	DESCRIPTION OF REQUIREMENT	Location in VRP (i.e. pg., Table #, Figure #, etc.)	For EPD Comment Only (Leave Blank)
1.	\$5,000 APPLICATION FEE IN THE FORM OF A CHECK PAYABLE TO THE GEORGIA DEPARTMENT OF NATURAL RESOURCES. (PLEASE LIST CHECK DATE AND CHECK NUMBER IN COLUMN TITLED "LOCATION IN VRP." PLEASE DO NOT INCLUDE A SCANNED COPY OF CHECK IN ELECTRONIC COPY OF APPLICATION.)	Attached	
2.	WARRANTY DEED(S) FOR QUALIFYING PROPERTY.		
3.	TAX PLAT OR OTHER FIGURE INCLUDING QUALIFYING PROPERTY BOUNDARIES, ABUTTING PROPERTIES, AND TAX PARCEL IDENTIFICATION NUMBER(S).	Appendix A	
4.	ONE (1) PAPER COPY AND TWO (2) COMPACT DISC (CD) COPIES OF THE VOLUNTARY REMEDIATION PLAN IN A SEARCHABLE PORTABLE DOCUMENT FORMAT (PDF).	Included	
5.	The VRP participant's initial plan and application must include, using all reasonably available current information to the extent known at the time of application, a graphic three-dimensional preliminary conceptual site model (CSM) including a preliminary remediation plan with a table of delineation standards, brief supporting text, charts, and figures (no more than 10 pages, total) that illustrates the site's surface and subsurface setting, the known or suspected source(s) of contamination, how contamination might move within the environment, the potential human health and ecological receptors, and the complete or incomplete exposure pathways that may exist at the site; the preliminary CSM must be updated as the investigation and remediation progresses and an up-to-date CSM must be included in each semi-annual status report submitted to the director by the participant; a PROJECTED MILESTONE SCHEDULE for investigation and remediation of the site, and	Sections 3.0, 4.0, 5.0, 6.0 and 7.0	

	<p>after enrollment as a participant, must update the schedule in each semi-annual status report to the director describing implementation of the plan during the preceding period. A Gantt chart format is preferred for the milestone schedule.</p> <p>The following four (4) generic milestones are required in all initial plans with the results reported in the participant's next applicable semi-annual reports to the director. The director may extend the time for or waive these or other milestones in the participant's plan where the director determines, based on a showing by the participant, that a longer time period is reasonably necessary:</p>		
5.a.	Within the first 12 months after enrollment, the participant must complete horizontal delineation of the release and associated constituents of concern on property where access is available at the time of enrollment;	Completed	Section 6.0
5.b.	Within the first 24 months after enrollment, the participant must complete horizontal delineation of the release and associated constituents of concern extending onto property for which access was not available at the time of enrollment;	Completed	Section 6.0
5.c.	Within 30 months after enrollment, the participant must update the site CSM to include vertical delineation, finalize the remediation plan and provide a preliminary cost estimate for implementation of remediation and associated continuing actions; and	Not Applicable	
5.d.	Within 60 months after enrollment, the participant must submit the compliance status report required under the VRP, including the requisite certifications.	Attached	
6.	<p>SIGNED AND SEALED PE/PG CERTIFICATION AND SUPPORTING DOCUMENTATION:</p> <p>"I certify under penalty of law that this report and all attachments were prepared by me or under my direct supervision in accordance with the Voluntary Remediation Program Act (O.C.G.A. Section 12-8-101, et seq.). I am a professional engineer/professional geologist who is registered with the Georgia State Board of Registration for Professional Engineers and Land Surveyors/Georgia State Board of Registration for Professional Geologists and I have the necessary experience and am in charge of the investigation and remediation of this release of regulated substances.</p> <p>Furthermore, to document my direct oversight of the Voluntary Remediation Plan development, implementation of corrective action, and long term monitoring, I have attached a monthly summary of hours invoiced and description of services provided by me to the Voluntary Remediation Program participant since the previous submittal to the Georgia Environmental Protection Division.</p> <p>The information submitted is, to the best of my knowledge and belief, true, accurate, and complete. I am aware that there are significant penalties for submitting false information, including the possibility of fine and imprisonment for knowing violations."</p> <p>Charles T. Ferry 10957 Printed Name and GA PE/PG Number</p> <p>Charles T. Ferry Signature and Stamp</p> <p>8/2/2018 Date</p> 		

TABLES

Table 1 - Summary of VOC Data in Soils Remaining on Site

Sample ID	Depth (ft bgs)	Area Number	Description	Sample Date	Acetone	Benzene	Carbon disulfide	Chloroform	Ethylbenzene	Isopropylbenzene	Methylene chloride	4-Methyl-2-pentanone	Naphthalene	Tetrachloroethene	Toluene	1,1,1-Trichloroethane	Trichloroethene	Xylenes (total)				
					VOC	VOC	VOC	VOC	VOC	VOC	VOC	VOC	VOC	VOC	VOC	VOC	VOC	VOC	VOC	VOC	VOC	
					mg/kg	mg/kg	mg/kg	mg/kg	mg/kg	mg/kg	mg/kg	mg/kg	mg/kg	mg/kg	mg/kg	mg/kg	mg/kg	mg/kg	mg/kg	mg/kg	mg/kg	mg/kg
					Residential RRS*	Residential RRS*	Residential RRS*	Residential RRS*	Residential RRS*	Residential RRS*	Residential RRS*	Residential RRS*	Residential RRS*	Residential RRS*	Residential RRS*	Residential RRS*	Residential RRS*	Residential RRS*	Residential RRS*	Residential RRS*	Residential RRS*	Residential RRS*
Non-Residential RRS**	Non-Residential RRS**	Non-Residential RRS**	Non-Residential RRS**	Non-Residential RRS**	Non-Residential RRS**	Non-Residential RRS**	Non-Residential RRS**	Non-Residential RRS**	Non-Residential RRS**	Non-Residential RRS**	Non-Residential RRS**	Non-Residential RRS**	Non-Residential RRS**	Non-Residential RRS**	Non-Residential RRS**	Non-Residential RRS**	Non-Residential RRS**	Non-Residential RRS**				
BS 07 2-3	2 - 3	Area 1	Woodshop Area	Apr-99	0.0117	<0.0014	<0.0014	<0.0014	<0.0014	<0.0014	<0.0071	<0.0071	<0.0014	<0.0014	<0.0014	<0.0014	<0.0014	<0.0014				
BS 09 9-9.5	9 - 9.5	Area 1	Former UST	Apr-99	0.0708	<0.0021	0.0073	<0.0021	<0.0021	<0.0021	<0.0105	<0.0105	<0.0021	<0.0021	<0.0021	<0.0021	<0.0021	<0.0021				
BS 10 12-13	12 - 13	Area 1	Former UST	Apr-99	0.0791	<0.0026	0.0034	<0.0026	<0.0026	<0.0026	0.018	<0.0129	<0.0026	<0.0026	<0.0026	<0.0026	<0.0026	<0.0026				
BS 11 1-2	1 - 2	Area 2	Former Shed	Apr-99	0.1202	<0.0023	<0.0023	<0.0023	<0.0023	<0.0023	0.0247	<0.0114	0.0047	<0.0023	0.0046	<0.0023	<0.0023	0.053				
BS 18 2-3	2 - 3	BS-20 Area	Former Foundry	Apr-99	<0.0138	<0.0028	0.0057	<0.0028	<0.0028	<0.0028	<0.0138	<0.0138	<0.0028	<0.0028	0.0028	<0.0028	<0.0028	<0.0028				
BS 19 1-2	1 - 2	BS-20 Area	Former Foundry	Apr-99	<0.016	0.0066	<0.0032	<0.0032	0.0044	<0.0032	<0.016	<0.016	<0.0032	<0.0032	0.004	<0.0032	<0.0032	0.0201				
BS 19 3-4	3 - 4	BS-20 Area	Former Foundry	Apr-99	<0.0137	<0.0027	<0.0027	<0.0027	<0.0027	<0.0027	<0.0137	<0.0137	<0.0027	<0.0027	<0.0027	<0.0027	<0.0027	<0.0027				
BS 20 2-3	2 - 3	BS-20 Area	Former Foundry	Apr-99	<0.0147	<0.0029	0.0126	<0.0029	0.0038	<0.0029	<0.0147	<0.0147	<0.0029	<0.0029	<0.0029	<0.0029	<0.0029	0.0088				
BS 21 1-2	1 - 2	BS-20 Area	Former Foundry	Apr-99	<0.0114	<0.0023	0.0042	<0.0023	<0.0023	<0.0023	<0.0114	<0.0114	<0.0023	<0.0023	<0.0023	<0.0023	<0.0023	<0.0023				
BS 22 1-2	1 - 2	BS-20 Area	Former Foundry	Apr-99	<0.013	0.0043	0.0034	<0.0026	<0.0026	<0.0026	<0.013	<0.013	<0.0026	<0.0026	0.0029	<0.0026	<0.0026	0.0063				
BS 23 1-2	1 - 2	BS-20 Area	Former Foundry	Apr-99	<0.0167	0.0181	<0.0033	<0.0033	0.0037	<0.0033	<0.0167	<0.0167	0.0244	0.0116	0.0081	<0.0033	<0.0033	0.0239				
BS 24 2-3	2 - 3		Former Machine Shop	Apr-99	<0.008	<0.0016	0.0033	<0.0016	<0.0016	<0.0016	<0.008	<0.008	0.896	0.0016	0.0016	<0.0016	<0.0016	<0.0016				
BS 32 0-1	0 - 1		Old Gear Box Trench	Apr-99	<0.0115	<0.0023	<0.0023	<0.0023	<0.0023	<0.0023	<0.0115	0.0569	<0.0023	<0.0023	<0.0023	<0.0023	<0.0023	<0.0023				
BS 33 0-1	0 - 1		Former Paint Shop	Apr-99	0.1005	<0.0026	0.0026	<0.0026	<0.0026	<0.0026	<0.0132	<0.0132	<0.0026	<0.0026	<0.0026	<0.0026	<0.0026	<0.0026				
BS 34 0-1	0 - 1		Pipe Storage	Apr-99	0.1329	<0.0031	0.0045	<0.0031	0.0045	<0.0031	<0.0156	<0.0156	<0.0031	<0.0031	0.0047	<0.0031	<0.0031	0.0249				
BS 35 0-1	0 - 1		Pit in Pipe Storage Area	Apr-99	0.1345	<0.0033	<0.0033	<0.0033	<0.0033	<0.0033	0.0232	<0.0167	<0.0033	<0.0033	<0.0033	<0.0033	<0.0033	<0.0033				
BS 36 1-2	1 - 2	BS-36 Area	Adjacent to RR siding	Apr-99	<0.0123	<0.0025	<0.0025	<0.0025	<0.0025	<0.0025	<0.0123	<0.0123	<0.0025	<0.0025	0.0117	0.0668	<0.0025	<0.0025				
BS 37 1-2	1 - 2	BS-36 Area	Adjacent to RR siding	Apr-99	0.0236	<0.0022	0.0072	<0.0022	<0.0022	<0.0022	0.0375	<0.011	<0.0022	<0.0022	<0.0022	<0.0022	<0.0022	<0.0022				
BS 38 1-2	1 - 2		AST Office Bldg	Apr-99	<0.0135	<0.0027	<0.0027	<0.0027	<0.0027	<0.0027	<0.0135	<0.0135	<0.0027	<0.0027	<0.0027	<0.0027	<0.0027	<0.0027				
BS 39 0-1	0 - 1		Pipe Storage	Apr-99	0.1124	<0.0021	<0.0021	<0.0021	<0.0021	<0.0021	<0.0104	<0.0104	<0.0021	<0.0021	<0.0021	<0.0021	<0.0021	<0.0021				
BS 100 (2-3)	2 - 3			Aug-99	<0.1	<0.005	<0.010	<0.005	0.97	0.03	<0.010	0.74	0.042	<0.005	0.8	<0.005	<0.005	7.5				
BS 100 (3-4)	3 - 4			Aug-99	<0.1	<0.005	<0.010	<0.005	0.12	<0.010	<0.010	0.9	<0.010	<0.005	0.54	<0.005	<0.005	2.7				
BS 105 (3-4)	3-4			Aug-99	<0.1	<0.005	<0.010	<0.005	<0.0022	<0.0022	<0.011	<0.011	<0.0022	<0.0022	<0.0022	<0.0022	<0.0022	<0.0022				
BS-209-34	3 - 4	Area 8	Upper Yard Area	Sep-99	<0.011	<0.0022	0.0436	<0.0022	<0.0022	<0.0022	<0.011	<0.011	<0.0022	<0.0022	<0.0022	<0.0022	<0.0022	<0.0022				
BS-210-02	0 - 2	Area 8	Upper Yard Area	Sep-99	<0.0091	<0.0018	<0.0018	<0.0018	<0.0018	<0.0018	<0.0091	<0.0091	<0.0018	<0.0018	<0.0018	<0.0018	<0.0018	<0.0018				
BS-210-23	2 - 3	Area 8	Upper Yard Area	Sep-99	<0.0104	<0.0021	0.1039	<0.0021	<0.0021	<0.0021	<0.0104	<0.0104	<0.0021	<0.0021	<0.0021	<0.0021	<0.0021	<0.0021				
BS-210-34	3 - 4	Area 8	Upper Yard Area	Sep-99	<0.0151	<0.003	0.0184	<0.003	<0.003	<0.003	<0.0151	<0.0151	<0.003	<0.003	<0.003	<0.003	<0.003	<0.003				
BS-211-02	0 - 2	Area 8	Upper Yard Area	Sep-99	<0.0107	<0.0021	<0.0021	<0.0021	<0.0021	<0.0021	<0.0107	<0.0107	<0.0021	<0.0021	<0.0021	<0.0021	<0.0021	<0.0021				
BS-211-23	2 - 3	Area 8	Upper Yard Area	Sep-99	<0.0106	<0.0021	0.0045	<0.0021	<0.0021	<0.0021	<0.0106	<0.0106	<0.0021	<0.0021	<0.0021	<0.0021	<0.0021	<0.0021				
BS-211-34	3 - 4	Area 8	Upper Yard Area	Sep-99	<0.0104	<0.0028	0.0094	<0.0028	<0.0028	<0.0028	<0.0104	<0.0104	<0.0028	<0.0028	<0.0028	<0.0028	<0.0028	<0.0028				
BS-212-02	0 - 2	Area 8	Upper Yard Area	Sep-99	<0.0108	<0.0022	<0.0022	<0.0022	<0.0022	<0.0022	<0.0108	<0.0108	<0.0022	<0.0022	<0.0022	<0.0022	<0.0022	<0.0022				
BS-212-23	2 - 3	Area 8	Upper Yard Area	Sep-99	<0.0138	<0.0028	0.0077	<0.0028	<0.0028	<0.0028	<0.0138	<0.0138	<0.0028	<0.0028	<0.0028	<0.0028	<0.0028	<0.0028				
BS-212-34	3 - 4	Area 8	Upper Yard Area	Sep-99	<0.0116	<0.0023	<0.0023	<0.0023	<0.0023	<0.0023	<0.0116	<0.0116	<0.0023	<0.0023	<0.0023	<0.0023	<0.0023	<0.0023				
BS-213-02	0 - 2	Area 8	Upper Yard Area	Sep-99	<0.5932	<0.1190	<0.1190	<0.1190	<0.1190	<0.1190	<0.5932	<0.5932	<0.1190	<0.1190	<0.1190	<0.1190	<0.1190	<0.1190				
BS-213-23	2 - 3	Area 8	Upper Yard Area	Sep-99	<0.0123	<0.0025	<0.0025	<0.0025	<0.0025	<0.0025	<0.0123	<0.0123	<0.0025	<0.0025	<0.0025	<0.0025	<0.0025	<0.0025				
BS-213-34	3 - 4	Area 8	Upper Yard Area	Sep-99	<0.6329	<0.1266	0.0356	<0.1266	<0.1266	<0.1266	<0.6329	<0.6329	<0.1266	<0.1266	<0.1266	<0.1266	<0.1266	<0.1266				
BS-214-02	0 - 2	Area 8	Upper Yard Area	Sep-99	<0.0108	<0.0022	<0.0022	<0.0022	<0.0022	<0.0022	<0.0108	<0.0108	<0.0022	<0.0022	<0.0022	<0.0022	<0.0022	<0.0022				
BS-214-23	2 - 3	Area 8	Upper Yard Area	Sep-99	<0.5882	<0.1176	<0.1176	<0.1176	<0.1176	<0.1176	<0.5882	<0.5882	<0.1176	<0.1176	<0.1176	<0.1176	<0.1176	<0.1176				
BS-214-34	3 - 4	Area 8	Upper Yard Area	Sep-99	<0.6098	<0.122	<0.122	<0.122	<0.122	<0.122	<0.6098	<0.6098	<0.122	<0.122	<0.122	<0.122	<0.122	<0.122				
BS-31 4-5 (Resample)	4 - 5	Area 5	MEK Drum Storage	Jul-02	<0.0439	<0.00175	<0.00175	<0.00175	<0.00175	<0.00175	<0.0439	<0.00877	<0.0439	<0.00175	<0.00175	<0.00175	<0.00175	<0.00175				
SW-Bottom		Area 5	Storm Water Basin	Jan-04	<0.05	<0.002	<0.002	<0.002	<0.002	<0.002	<0.005	<0.01	<0.005	<0.002	<0.002	<0.002	<0.002	<0.002				
SW-East Wall		Area 5	Storm Water Basin	Jan-04	<0.05	<0.002	<0.002	<0.002	<0.002	<0.002	<0.005	<0.01	<0.005	<0.002	<0.002	<0.002	<0.002	<0.002				
SW-North Wall		Area 5	Storm Water Basin	Jan-04	<0.05	<0.002	<0.002	<0.002	<0.002	<0.002	<0.005	<0.01	<0.005	<0.002	<0.002	<0.002	<0.002	<0.002				
SW-South Wall		Area 5	Storm Water Basin	Jan-04	<0.05	<0.002	<0.002	<0.002	<0.002	<0.002	<0.005	<0.01	<0.005	<0.002	<0.002	<0.002	<0.002	<0.002				
SW-South Wall MH		Area 5	Storm Water Basin	Jan-04	<0.05	<0.002	<0.002	<0.002	<0.002	<0.002	<0.005	<0.01	<0.005	<0.002	<0.002	<0.002	<0.002	<0.002				
SW-West Wall		Area 5	Storm Water Basin	Jan-04	<0.05	<0.002	<0.002	<0.002	<0.002	0.0029	<0.005	<0.01	0.56	<0.002	<0.002							

Table 1 - Summary of VOC Data in Soils Remaining on Site

Sample ID	Depth (ft bgs)	Area Number	Description	Sample Date	Acetone	Benzene	Carbon disulfide	Chloroform	Ethylbenzene	Isopropylbenzene	Methylene chloride	4-Methyl-2-pentanone	Naphthalene	Tetrachloroethene	Toluene	1,1,1-Trichloroethane	Trichloroethene	Xylenes (total)	
					VOC mg/kg	VOC mg/kg	VOC mg/kg	VOC mg/kg	VOC mg/kg	VOC mg/kg	VOC mg/kg	VOC mg/kg	VOC mg/kg	VOC mg/kg	VOC mg/kg	VOC mg/kg	VOC mg/kg	VOC mg/kg	VOC mg/kg
Parameter Type					400	0.5	400	3.85	70	26	0.5	5100	100	0.5	100	20	0.5	1000	
Concentration Units					mg/kg	mg/kg	mg/kg	mg/kg	mg/kg	mg/kg	mg/kg	mg/kg	mg/kg	mg/kg	mg/kg	mg/kg	mg/kg	mg/kg	mg/kg
Residential RRS*					400	0.5	400	3.85	70	26	0.5	5100	100	0.5	100	20	0.5	1000	
Non-Residential RRS**					400	0.5	400	3.85	70	26	0.5	5100	100	0.5	100	93.2	0.5	1000	
GW-3 2-4	2 - 4	Area 6	GW Well TMW-2 Area	Mar-08	<0.0446	<0.00178	<0.00446	<0.00178	<0.00178	<0.00178	<0.00891	<0.0446	<0.00446	<0.00178	<0.00178	<0.00178	0.00227	<0.00446	
GW-3 2-4 dup	2 - 4	Area 6	GW Well TMW-2 Area	Mar-08	0.0519	<0.00159	<0.00399	<0.00159	<0.00159	<0.00159	<0.00797	<0.0399	<0.00399	<0.00159	<0.00159	<0.00159	0.002	<0.00399	
GW-3 18-20	18 - 20	Area 6	GW Well TMW-2 Area	Mar-08	<0.0437	<0.00175	<0.00437	<0.00175	<0.00175	<0.00175	<0.00874	<0.0437	<0.00437	<0.00175	<0.00175	<0.00175	<0.00175	<0.00437	
GW-4 2-4	2 - 4	Area 6	GW Well TMW-2 Area	Mar-08	<0.0448	<0.00179	<0.00448	<0.00179	<0.00179	<0.00179	<0.00896	<0.0448	<0.00448	<0.00179	<0.00179	<0.00179	0.00213	<0.00448	
GW-4 18-20	18 - 20	Area 6	GW Well TMW-2 Area	Mar-08	<0.0429	<0.00172	<0.00429	<0.00172	<0.00172	<0.00172	<0.00858	<0.0429	<0.00429	0.00528	<0.00172	<0.00172	0.003	<0.00429	
GW-5 18-20	18 - 20	Area 6	GW Well TMW-2 Area	Mar-08	<0.0466	<0.00187	<0.00466	<0.00187	<0.00187	<0.00187	<0.00933	<0.0466	<0.00466	<0.00187	<0.00187	<0.00187	0.00212	<0.00466	
GW-6 18-20	18 - 20	Area 6	GW Well TMW-2 Area	Mar-08	<0.0426	<0.00170	<0.00426	<0.00170	<0.00170	<0.00170	<0.00852	<0.0426	<0.00426	<0.0017	<0.00170	<0.00170	0.00241	<0.00426	
GW-6 18-20 dup	18 - 20	Area 6	GW Well TMW-2 Area	Mar-08	<0.0445	<0.00178	<0.00445	<0.00178	<0.00178	<0.00178	<0.00890	<0.0445	<0.00445	<0.00178	<0.00178	<0.00178	0.00288	<0.00445	
GW-7 22-24	22 - 24	Area 6	GW Well TMW-2 Area	Mar-08	<0.0499	<0.00200	<0.00499	<0.00200	<0.00200	<0.00200	<0.00998	<0.0499	<0.00499	<0.0020	<0.00200	<0.00200	0.00314	<0.00499	
GW-8 30-32	30 - 32	Area 6	GW Well TMW-2 Area	Aug-08	ND	ND	ND	ND	0.0349	ND	ND	ND	ND	<0.010	ND	ND	<0.019	0.0837	
GW-8 32-34	32 - 34	Area 6	GW Well TMW-2 Area	Aug-08	ND	ND	ND	<0.0092	0.0563	ND	ND	ND	ND	<0.0098	ND	ND	<0.019	0.119	
GW-9 12-14	12 - 14	Area 6	GW Well TMW-2 Area	Aug-08	ND	ND	ND	<0.008	<0.025	ND	ND	ND	ND	<0.0085	ND	ND	<0.017	0.0326	
GW-9 14-16	14 - 16	Area 6	GW Well TMW-2 Area	Aug-08	ND	ND	ND	<0.0083	<0.026	ND	ND	ND	ND	<0.0088	ND	ND	<0.017	<0.012	
GW-10 2-4	2 - 4	Area 6	GW Well TMW-2 Area	Aug-08	ND	ND	ND	<0.0078	<0.024	ND	ND	ND	ND	<0.0083	ND	ND	<0.016	<0.012	
GW-10 8-10	8 - 10	Area 6	GW Well TMW-2 Area	Aug-08	ND	ND	ND	<0.0076	<0.024	ND	ND	ND	ND	<0.0081	ND	ND	<0.016	<0.011	
GW-12 20-22	20 - 22	Area 6	GW Well TMW-2 Area	Aug-08	ND	ND	ND	<0.0067	<0.021	ND	ND	ND	ND	<0.0072	ND	ND	<0.014	<0.010	
GW-12 22-24	22 - 24	Area 6	GW Well TMW-2 Area	Aug-08	ND	ND	ND	<0.0076	<0.024	ND	ND	ND	ND	<0.0081	ND	ND	<0.016	<0.011	
GW-13 16-18	16 - 18	Area 6	GW Well TMW-2 Area	Aug-08	ND	ND	ND	<0.0083	<0.026	ND	ND	ND	ND	<0.0089	ND	ND	<0.017	<0.012	
GW-13 28-30	28 - 30	Area 6	GW Well TMW-2 Area	Aug-08	ND	ND	ND	<0.0086	<0.027	ND	ND	ND	ND	<0.0092	ND	ND	<0.018	<0.013	
GW-14 16-18	16 - 18	Area 6	GW Well TMW-2 Area	Aug-08	ND	ND	ND	<0.0081	<0.026	ND	ND	ND	ND	<0.0087	ND	ND	<0.017	<0.012	
GW-14 18-20	18 - 20	Area 6	GW Well TMW-2 Area	Aug-08	ND	ND	ND	<0.0083	<0.026	ND	ND	ND	ND	<0.0089	ND	ND	<0.017	<0.012	
GW-15 6-8	6 - 8	Area 6	GW Well TMW-2 Area	Aug-08	ND	ND	ND	<0.0083	<0.026	ND	ND	ND	ND	<0.0088	ND	ND	<0.017	<0.012	
GW-15 20-22	20 - 22	Area 6	GW Well TMW-2 Area	Aug-08	ND	ND	ND	<0.0079	<0.025	ND	ND	ND	ND	<0.0084	ND	ND	<0.016	<0.012	
GW-16 12-14	12 - 14	Area 6	GW Well TMW-2 Area	Aug-08	ND	ND	ND	<0.0069	<0.022	ND	ND	ND	ND	<0.0073	ND	ND	<0.014	<0.010	
GW-16 16-18	16 - 18	Area 6	GW Well TMW-2 Area	Aug-08	ND	ND	ND	<0.0072	<0.023	ND	ND	ND	ND	<0.0077	ND	ND	<0.015	<0.011	
GW-17 24-26	24 - 26	Area 6	GW Well TMW-2 Area	Aug-08	ND	ND	ND	<0.0067	<0.021	ND	ND	ND	ND	<0.0071	ND	ND	<0.014	<0.0099	
GW-17 26-28	26 - 28	Area 6	GW Well TMW-2 Area	Aug-08	ND	ND	ND	<0.0082	<0.026	ND	ND	ND	ND	<0.0087	ND	ND	<0.017	<0.012	
GW-18 12-14	12 - 14	Area 6	GW Well TMW-2 Area	Aug-08	ND	ND	ND	<0.0081	<0.025	ND	ND	ND	ND	<0.0086	ND	ND	<0.017	<0.012	
GW-18 14-16	14 - 16	Area 6	GW Well TMW-2 Area	Aug-08	ND	ND	ND	<0.0082	<0.026	ND	ND	ND	ND	<0.0087	ND	ND	<0.017	<0.012	
GW-19 10-12	10 - 12	Area 6	GW Well TMW-2 Area	Aug-08	ND	ND	ND	<0.000068	<0.00022	ND	ND	ND	ND	<0.000073	ND	ND	<0.00014	<0.0001	
GW-19 12-14	12 - 14	Area 6	GW Well TMW-2 Area	Aug-08	ND	ND	ND	<0.00007	<0.00022	ND	ND	ND	ND	<0.000074	ND	ND	<0.00014	<0.0001	
GW-20 6-8	6 - 8	Area 6	GW Well TMW-2 Area	Aug-08	ND	ND	ND	<0.000065	<0.0002	ND	ND	ND	ND	<0.000069	ND	ND	<0.00013	<0.000096	
GW-20 12-14	12 - 14	Area 6	GW Well TMW-2 Area	Aug-08	ND	ND	ND	<0.000065	<0.00021	ND	ND	ND	ND	0.0014	ND	ND	<0.00014	<0.000097	
GW-21 12-14	12 - 14	Area 6	GW Well TMW-2 Area	Aug-08	ND	ND	ND	<0.000076	<0.00024	ND	ND	ND	ND	<0.000081	ND	ND	<0.00016	<0.00011	
GW-21 16-18	16 - 18	Area 6	GW Well TMW-2 Area	Aug-08	ND	ND	ND	0.0016	<0.00022	ND	ND	ND	ND	<0.000074	ND	ND	<0.00014	<0.0001	
GW-22 12-14	12 - 14	Area 6	GW Well TMW-2 Area	Aug-08	ND	ND	ND	<0.000094	<0.0003	ND	ND	ND	ND	<0.0001	ND	ND	<0.0002	<0.00014	
GW-22 16-18	16 - 18	Area 6	GW Well TMW-2 Area	Aug-08	ND	ND	ND	<0.00008	<0.00025	ND	ND	ND	ND	0.0026	ND	ND	<0.00017	<0.00012	
GW-23 18-20	18 - 20	Area 6	GW Well TMW-2 Area	Aug-08	ND	ND	ND	<0.000072	<0.00023	ND	ND	ND	ND	0.0108	ND	ND	<0.00015	<0.00011	
GW-23 20-22	20 - 22	Area 6	GW Well TMW-2 Area	Aug-08	ND	ND	ND	<0.000069	<0.00022	ND	ND	ND	ND	0.0059	ND	ND	<0.00014	<0.0001	
GW-24 8-10	8 - 10	Area 6	GW Well TMW-2 Area	Aug-08	ND	ND	ND	<0.000065	<0.0002	ND	ND	ND	ND	<0.000069	ND	ND	<0.00013	<0.000096	
GW-24 10-12	10 - 12	Area 6	GW Well TMW-2 Area	Aug-08	ND	ND	ND	<0.00007	<0.00022	ND	ND	ND	ND	<0.000075	ND	ND	<0.00015	<0.0001	

*Residential RRS represents the higher of the Type 1 or Type 2 Risk Reduction Standards (DAF=20)

**Non-Residential RRS represents the higher of the Type 3 or Type 4 RRS, or the Residential RRS, whichever is greater

Table 2 - Summary of PAH Data in Soils Remaining on Site

Sample ID	Depth (ft bgs)	Area Number	Description	Sample Date	Acenaphthene	Anthracene	Benzo(a)anthracene	Benzo(a)pyrene	Benzo(b)fluoranthene	Benzo(ghi)perylene	Benzo(k)fluoranthene	Bis(2-ethylhexyl)phthalate	Chrysene	Fluoranthene	Fluorene	Indeno(1,2,3-cd)pyrene	Naphthalene	Phenanthrene	Pyrene			
					PAH mg/kg	PAH mg/kg	PAH mg/kg	PAH mg/kg	PAH mg/kg	PAH mg/kg	PAH mg/kg	PAH mg/kg	PAH mg/kg	PAH mg/kg	PAH mg/kg	PAH mg/kg	PAH mg/kg	PAH mg/kg	PAH mg/kg	PAH mg/kg	PAH mg/kg	PAH mg/kg
					300	3961	7.8	9.1	91.2	500	912	291	8437	2222	370	91.2	100	110	2180			
					300	20186	27.7	9.1	91.2	500	912	978.6	8437	24775	24775	593.9	100	110	18581			
BS 07 2-3	2 - 3	Area 1	Woodshop Area	Apr-99	<0.393	<0.393	<0.393	<0.393	<0.393	<0.393	<0.393	<0.393	<0.393	0.432	<0.393	<0.393	<0.393	<0.393	<0.393	0.432		
BS 09 9-9.5	9 - 9.5	Area 1	Former UST	Apr-99	<0.423	<0.423	<0.423	<0.423	<0.423	<0.423	<0.423	<0.423	<0.423	<0.423	<0.423	<0.423	<0.423	<0.423	<0.423	<0.423	<1.06	<0.423
BS 10 12-13	12 - 13	Area 1	Former UST	Apr-99	<0.434	<0.434	<0.434	<0.434	<0.434	<0.434	<0.434	<0.434	<0.434	<0.434	<0.434	<0.434	<0.434	<0.434	<0.434	<0.434	<0.434	<0.434
BS 11 1-2	1 - 2	Area 2	Former Shed	Apr-99	<0.363	<0.363	<0.363	<0.363	<0.363	<0.363	<0.363	<0.363	<0.363	<0.363	<0.363	<0.363	<0.363	<0.363	<0.363	<0.363	<0.363	<0.363
BS 18 2-3	2 - 3	BS-20 Area	Former Foundry	Apr-99	<1.77	<1.77	<1.77	<1.77	<1.77	<1.77	<1.77	<1.77	<1.77	<1.77	<1.77	<1.77	<1.77	<1.77	<1.77	<1.77	<1.77	<1.77
BS 19 1-2	1 - 2	BS-20 Area	Former Foundry	Apr-99	<0.379	<0.379	<0.379	<0.379	<0.379	<0.379	<0.379	<0.379	<0.379	<0.379	<0.379	<0.379	<0.379	<0.379	<0.379	<0.379	<0.379	<0.379
BS 19 3-4	3 - 4	BS-20 Area	Former Foundry	Apr-99	<0.398	<0.398	<0.398	<0.398	<0.398	<0.398	<0.398	<0.398	<0.398	<0.398	<0.398	<0.398	<0.398	<0.398	<0.398	<0.398	<0.398	<0.398
BS 20 2-3	2 - 3	BS-20 Area	Former Foundry	Apr-99	<0.359	<0.359	0.43	0.466	0.502	<0.359	0.43	<0.359	0.502	0.933	<0.359	<0.359	<0.359	<0.359	<0.359	0.61	0.861	
BS 21 1-2	1 - 2	BS-20 Area	Former Foundry	Apr-99	<0.363	<0.363	0.689	0.653	0.798	<0.363	0.725	<0.363	0.762	1.12	<0.363	<0.363	<0.363	<0.363	<0.363	0.616	1.12	
BS 22 1-2	1 - 2	BS-20 Area	Former Foundry	Apr-99	<0.351	<0.351	<0.351	<0.351	<0.351	<0.351	<0.351	<0.351	<0.351	0.456	<0.351	<0.351	<0.351	<0.351	<0.351	<0.351	0.421	
BS 23 1-2	1 - 2	BS-20 Area	Former Foundry	Apr-99	<0.418	<0.418	<0.418	<0.418	<0.418	<0.418	<0.418	<0.418	<0.418	<0.418	<0.418	<0.418	<0.418	<0.418	<0.418	<0.418	<0.418	<0.418
BS 24 2-3	2 - 3		Former Machine Shop	Apr-99	1.43	2.28	3.67	2.89	4.48	0.57	2.04	<0.407	3.63	8.15	1.54	0.652	0.896	8.96	9.37			
BS 32 0-1	0 - 1		Old Gear Box Trench	Apr-99	<0.388	<0.388	<0.388	<0.388	<0.388	<0.388	<0.388	<0.388	<0.388	<0.388	<0.388	<0.388	<0.388	<0.388	<0.388	<0.388	<0.388	<0.388
BS 33 0-1	0 - 1		Former Paint Shop	Apr-99	<0.393	<0.393	<0.393	<0.393	0.432	<0.393	0.393	<0.393	0.589	<0.393	<0.393	<0.393	<0.393	<0.393	<0.393	<0.393	<0.393	<0.393
BS 34 0-1	0 - 1		Pipe Storage	Apr-99	<7.49	<7.49	<7.49	<7.49	<7.49	<7.49	<7.49	<7.49	<7.49	<7.49	<7.49	<7.49	<7.49	<7.49	<7.49	<7.49	<7.49	<7.49
BS 35 0-1	0 - 1		Pit in Pipe Storage Area	Apr-99	<4.18	<4.18	<4.18	<4.18	<4.18	<4.18	<4.18	<4.18	<4.18	<4.18	<4.18	<4.18	<4.18	<4.18	<4.18	<4.18	<4.18	<4.18
BS 36 1-2	1 - 2	BS-36 Area	Adjacent to RR siding	Apr-99	<2.39	<2.39	5.01	4.55	5.51	<2.39	4.3	<2.39	6.93	11.2	<2.39	<2.39	<2.39	<2.39	7.42	9.33		
BS 37 1-2	1 - 2	BS-36 Area	Adjacent to RR siding	Apr-99	<0.407	<0.407	<0.407	<0.407	<0.407	<0.407	<0.407	1.02	<0.407	<0.815	<0.815	<0.815	<0.815	<0.815	<0.815	<0.815	<0.815	<0.815
BS 38 1-2	1 - 2		AST Office Bldg	Apr-99	<2.09	<2.09	<2.09	<2.09	<2.09	<2.09	<2.09	<4.18	<2.09	<4.18	<4.18	<4.18	<4.18	<4.18	<4.18	<4.18	<4.18	<4.18
BS 39 0-1	0 - 1		Pipe Storage	Apr-99	<93.6	<93.6	<93.6	<93.6	<93.6	<93.6	<93.6	<187	<93.6	<187	<187	<187	<187	<187	<187	<187	<187	<187
BS 100 (2-3)	2 - 3			Aug-99	<0.330	<0.330	<0.330	<0.330	<0.330	<0.330	<0.330	<0.330	<0.330	0.46	<0.330	<0.330	<0.330	<0.330	0.38	0.37		
BS 100 (3-4)	3 - 4			Aug-99	1.3	2.5	3.7	2.9	2.7	1.7	2.1	0.51	3.6	9.9	1.4	1.5	0.68	10.1	7.4			
BS 105 (3-4)	3-4			Aug-99	<0.330	<0.330	<0.330	<0.330	<0.330	<0.330	<0.330	<0.330	<0.330	<0.330	<0.330	<0.330	<0.330	<0.330	<0.330	<0.330	<0.330	<0.330
BS 110 (2-3)	2 - 3			Aug-99	NA	NA	NA	NA	NA	NA	NA	NA	NA	NA	NA	NA	NA	NA	NA	NA	NA	NA
BS 110 (3-4)	3 - 4			Aug-99	NA	NA	NA	NA	NA	NA	NA	NA	NA	NA	NA	NA	NA	NA	NA	NA	NA	NA
BS-209-34	3 - 4	Area 8	Upper Yard Area	Sep-99	<0.330	<0.330	<0.330	<0.330	<0.330	<0.330	<0.330	<0.330	<0.330	<0.330	<0.330	<0.330	<0.330	<0.330	<0.330	<0.330	<0.330	<0.330
BS-210-02	0 - 2	Area 8	Upper Yard Area	Sep-99	<0.330	<0.330	<0.330	<0.330	<0.330	<0.330	<0.330	<0.330	<0.330	<0.330	<0.330	<0.330	<0.330	<0.330	<0.330	<0.330	<0.330	<0.330
BS-210-23	2 - 3	Area 8	Upper Yard Area	Sep-99	<0.330	<0.330	<0.330	<0.330	<0.330	<0.330	<0.330	<0.330	<0.330	<0.330	<0.330	<0.330	<0.330	<0.330	<0.330	<0.330	<0.330	<0.330
BS-210-34	3 - 4	Area 8	Upper Yard Area	Sep-99	<0.330	<0.330	<0.330	<0.330	<0.330	<0.330	<0.330	<0.330	<0.330	<0.330	<0.330	<0.330	<0.330	<0.330	<0.330	<0.330	<0.330	<0.330
BS-211-02	0 - 2	Area 8	Upper Yard Area	Sep-99	<0.330	<0.330	0.241	0.241	0.241	<0.330	0.402	<0.330	0.322	0.563	<0.330	<0.330	<0.330	<0.330	0.241	0.443		
BS-211-23	2 - 3	Area 8	Upper Yard Area	Sep-99	<0.330	<0.330	<0.330	<0.330	<0.330	<0.330	<0.330	<0.330	<0.330	<0.330	<0.330	<0.330	<0.330	<0.330	<0.330	<0.330	<0.330	<0.330
BS-211-34	3 - 4	Area 8	Upper Yard Area	Sep-99	<0.330	<0.330	<0.330	<0.330	<0.330	<0.330	<0.330	<0.330	<0.330	<0.330	<0.330	<0.330	<0.330	<0.330	<0.330	<0.330	<0.330	<0.330
BS-212-02	0 - 2	Area 8	Upper Yard Area	Sep-99	<0.330	<0.330	<0.330	<0.330	<0.330	<0.330	<0.330	<0.330	<0.330	<0.330	<0.330	<0.330	<0.330	<0.330	<0.330	<0.330	<0.330	<0.330
BS-212-23	2 - 3	Area 8	Upper Yard Area	Sep-99	<0.330	<0.330	<0.330	<0.330	<0.330	<0.330	<0.330	<0.330	<0.330	<0.330	<0.330	<0.330	<0.330	<0.330	<0.330	<0.330	<0.330	<0.330
BS-212-34	3 - 4	Area 8	Upper Yard Area	Sep-99	<0.330	<0.330	<0.330	<0.330	<0.330	<0.330	<0.330	<0.330	<0.330	<0.330	<0.330	<0.330	<0.330	<0.330	<0.330	<0.330	<0.330	<0.330
BS-213-02	0 - 2	Area 8	Upper Yard Area	Sep-99	<0.393	<0.393	<0.393	<0.393	<0.393	<0.393	<0.393	<0.393	<0.393	<0.393	<0.393	<0.393	<0.393	<0.393	<0.393	<0.393	<0.393	<0.393
BS-213-23	2 - 3	Area 8	Upper Yard Area	Sep-99	<0.429	0.514	1.62	1.07	1.2	0.471	1.07	<0.429	1.81	3.56	<0.429	0.471	<0.429	2.14	2.31			
BS-213-34	3 - 4	Area 8	Upper Yard Area	Sep-99	<0.418	<0.418	<0.418	<0.418	<0.418	<0.418	<0.418	<0.418	<0.418	<0.418	<0.418	<0.418	<0.418	<0.418	<0.418	<0.418	<0.418	<0.418
BS-214-02	0 - 2	Area 8	Upper Yard Area	Sep-99	<7.86	<7.86	<7.86	<7.86	<7.86	<7.86	<7.86	<7.86	<7.86	<7.86	<7.86	<7.86	<7.86	<7.86	<7.86	<7.86	<7.86	<7.86
BS-214-23	2 - 3	Area 8	Upper Yard Area	Sep-99	<38.6	<38.6	<38.6	<38.6	<38.6	<38.6	<38.6	<38.6	<38.6	<38.6	<38.6	<38.6	<38.6	38.6	<38.6	<38.6	<38.6	<38.6
BS-214-34	3 -																					

Table 2 - Summary of PAH Data in Soils Remaining on Site

Sample ID	Depth (ft bgs)	Area Number	Description	Sample Date	Acenaphthene	Anthracene	Benzo(a)anthracene	Benzo(a)pyrene	Benzo(b)fluoranthene	Benzo(ghi)perylene	Benzo(k)fluoranthene	Bis(2-ethylhexyl)phthalate	Chrysene	Fluoranthene	Fluorene	Indeno(1,2,3-cd)pyrene	Naphthalene	Phenanthrene	Pyrene
					PAH mg/kg	PAH mg/kg	PAH mg/kg	PAH mg/kg	PAH mg/kg	PAH mg/kg	PAH mg/kg	PAH mg/kg	PAH mg/kg	PAH mg/kg	PAH mg/kg	PAH mg/kg	PAH mg/kg	PAH mg/kg	PAH mg/kg
					300	3961	7.8	9.1	91.2	500	912	291	8437	2222	370	91.2	100	110	2180
					300	20186	27.7	9.1	91.2	500	912	978.6	8437	24775	24775	593.9	100	110	18581
BS 20C 2-4	2 - 4	BS-20 Area	Former Foundry	Jul-02	<0.330	<0.330	<0.330	<0.330	<0.330	<0.330	<0.330	<0.330	<0.330	<0.330	<0.330	<0.330	<0.330	<0.330	<0.330
BS-20 4-6	4 - 6	BS-20 Area	Former Foundry	Jul-02	<0.330	<0.330	<0.330	<0.330	<0.330	<0.330	<0.330	<0.330	<0.330	<0.330	<0.330	<0.330	<0.330	<0.330	<0.330
BS-31 4-5 (Resample)	4 - 5	Area 5	MEK Drum Storage	Jul-02	<0.330	<0.330	<0.330	<0.330	<0.330	<0.330	<0.330	<0.330	<0.330	<0.330	<0.330	<0.330	<0.330	<0.330	<0.330
BS 08 4-6	4 - 6	Area 1		Jul-02	<0.330	<0.330	<0.330	<0.330	<0.330	<0.330	<0.330	<0.330	<0.330	<0.330	<0.330	<0.330	<0.330	<0.330	<0.330
BS 10 4-6	4 - 6	Area 1		Jul-02	<0.330	<0.330	<0.330	<0.330	<0.330	<0.330	<0.330	<0.330	<0.330	<0.330	<0.330	<0.330	<0.330	<0.330	<0.330
BS 36 2-3	2 - 3	BS-36 Area	Adjacent to RR siding	Jul-02	<0.330	<0.330	<0.330	<0.330	<0.330	<0.330	<0.330	<0.330	<0.330	<0.330	<0.330	<0.330	<0.330	<0.330	<0.330
BS 36A 1-2	1 - 2	BS-36 Area	Adjacent to RR siding	Jul-02	<1.65	<1.65	4.29	4.12	6.6	<1.65	2.48	<1.65	4.46	9.9	<1.65	1.65	<1.65	6.44	6.76
BS 36B 1-2	1 - 2	BS-36 Area	Adjacent to RR siding	Jul-02	<0.330	<0.330	0.693	0.726	1.25	<0.330	0.528	<0.330	0.792	1.68	<0.330	<0.330	<0.330	0.924	1.25
BS 36C 1-2	1 - 2	BS-36 Area	Adjacent to RR siding	Jul-02	<0.330	<0.330	<0.330	<0.330	<0.330	<0.330	<0.330	<0.330	<0.330	<0.330	<0.330	<0.330	<0.330	<0.330	<0.330
BS G2 Sidewall 1-2	1 - 2	Area 1	Oil Storage	Jul-02	<82.8	<82.8	<82.8	<82.8	<82.8	<82.8	<82.8	<82.8	<82.8	<82.8	<82.8	<82.8	<82.8	<82.8	<82.8
BS GRID 8 Sidewall		Area 1	Woodshop	Jul-02	<0.330	<0.330	<0.330	<0.330	<0.330	<0.330	<0.330	<0.330	<0.330	<0.330	<0.330	<0.330	<0.330	<0.330	<0.330
BS-36D 0-2	0 - 2	BS-36 Area	Adjacent to RR siding	Sep-03	<0.330	<0.330	<0.330	<0.330	<0.330	<0.330	<0.330	<0.330	<0.330	<0.330	<0.330	<0.330	<0.330	<0.330	<0.330
BS-36E 0-2	0 - 2	BS-36 Area	Adjacent to RR siding	Sep-03	<0.330	<0.330	<0.330	<0.330	<0.330	<0.330	<0.330	<0.330	<0.330	<0.330	<0.330	<0.330	<0.330	<0.330	<0.330
BS-36F 0-2	0 - 2	BS-36 Area	Adjacent to RR siding	Sep-03	<0.330	<0.330	<0.330	<0.330	<0.330	<0.330	<0.330	<0.330	<0.330	<0.330	<0.330	<0.330	<0.330	<0.330	<0.330
SW-Bottom		Area 5	Storm Water Basin	Jan-04	<0.330	<0.330	<0.330	<0.330	<0.330	<0.330	<0.330	<0.330	<0.330	<0.330	<0.330	<0.330	<0.330	<0.330	<0.330
SW-East Wall		Area 5	Storm Water Basin	Jan-04	<0.330	<0.330	<0.330	<0.330	<0.330	<0.330	<0.330	<0.330	<0.330	<0.330	<0.330	<0.330	<0.330	<0.330	<0.330
SW-North Wall		Area 5	Storm Water Basin	Jan-04	<0.330	<0.330	<0.330	<0.330	<0.330	<0.330	<0.330	<0.330	<0.330	<0.330	<0.330	<0.330	<0.330	<0.330	<0.330
SW-South Wall		Area 5	Storm Water Basin	Jan-04	<0.330	<0.330	<0.330	<0.330	<0.330	<0.330	<0.330	<0.330	<0.330	<0.330	<0.330	<0.330	<0.330	<0.330	<0.330
SW-South Wall MH		Area 5	Storm Water Basin	Jan-04	<0.330	<0.330	<0.330	<0.330	<0.330	<0.330	<0.330	<0.330	<0.330	<0.330	<0.330	<0.330	<0.330	<0.330	<0.330
SW-West Wall		Area 5	Storm Water Basin	Jan-04	<0.330	<0.330	0.924	0.693	0.561	<0.330	0.528	<0.330	0.891	1.42	<0.330	<0.330	<0.330	1.72	1.91
SB-SW-WW 10-12	8 - 10	Area 5	Storm Water Basin	Jun-04	<0.066	<0.066	<0.066	<0.066	<0.066	<0.066	<0.066	NA	<0.066	<0.066	<0.066	<0.066	<0.066	<0.066	<0.066
SB-SW-WW 4-6	4 - 6	Area 5	Storm Water Basin	Jun-04	<0.066	<0.066	<0.066	<0.066	<0.066	<0.066	<0.066	NA	<0.066	<0.066	<0.066	<0.066	<0.066	<0.066	<0.066
SB-SW-WW 6-8	6 - 8	Area 5	Storm Water Basin	Jun-04	<0.066	<0.066	<0.066	<0.066	<0.066	<0.066	<0.066	NA	<0.066	<0.066	<0.066	<0.066	<0.066	<0.066	<0.066

*Residential RRS represents the higher of the Type 1 or Type 2 Risk Reduction Standards (DAF=20)

**Non-Residential RRS represents the higher of the Type 3 or Type 4 RRS, or the Residential RRS, whichever is greater

Table 3 - Summary of RCRA Metals Data in Soils Remaining on Site

Sample ID	Depth (ft bgs)	Area Number	Description	Sample Date	Arsenic (As)	Barium (Ba)	Cadmium (Cd)	Chromium (Cr)	Lead (Pb)	Mercury (Hg)	Selenium (Se)	Silver (Ag)
					RCRA Metal	RCRA Metal	RCRA Metal	RCRA Metal	RCRA Metal	RCRA Metal	RCRA Metal	RCRA Metal
					mg/kg	mg/kg	mg/kg	mg/kg	mg/kg	mg/kg	mg/kg	mg/kg
					Residential RRS*	Residential RRS*	Residential RRS*	Residential RRS*	Residential RRS*	Residential RRS*	Residential RRS*	Residential RRS*
					20	3300	12	100	270	6	8	17
					20	16842	77	1200	400	32	53	87
BS 07 2-3	2 - 3	Area 1	Woodshop Area	Apr-99	4.71	121	<1.18	19.8	35.1	<0.12	<1.18	<1.18
BS 09 9-9.5	9 - 9.5	Area 1	Former UST	Apr-99	NA	NA	NA	NA	20.9	NA	NA	NA
BS 10 12-13	12 - 13	Area 1	Former UST	Apr-99	NA	NA	NA	NA	23.9	NA	NA	NA
BS 11 1-2	1 - 2	Area 2	Former Shed	Apr-99	1.92	56.4	<1.07	8.75	36.9	<0.11	<1.07	<1.07
BS 18 2-3	2 - 3	BS-20 Area	Former Foundry	Apr-99	10.4	52.5	<1.04	14.7	165	<0.10	<1.04	<1.04
BS 19 1-2	1 - 2	BS-20 Area	Former Foundry	Apr-99	12.2	42.2	<1.11	10.4	65.2	0.14	<1.11	<1.11
BS 19 3-4	3 - 4	BS-20 Area	Former Foundry	Apr-99	3.72	34.5	<1.16	34	13	<0.12	<1.16	<1.16
BS 20 2-3	2 - 3	BS-20 Area	Former Foundry	Apr-99	68	150	2.14	46.2	433	0.18	<1.07	<1.07
BS 21 1-2	1 - 2	BS-20 Area	Former Foundry	Apr-99	11.6	149	<1.06	12.1	516	0.73	<1.06	<1.06
BS 22 1-2	1 - 2	BS-20 Area	Former Foundry	Apr-99	6.27	51.6	<1.05	5.02	166	0.13	<1.05	<1.05
BS 23 1-2	1 - 2	BS-20 Area	Former Foundry	Apr-99	7.3	35.9	<1.26	9.32	53.5	0.13	<0.13	<1.26
BS 24 2-3	2 - 3		Former Machine Shop	Apr-99	7.31	60.5	<1.18	22.1	128	0.15	<1.18	<1.18
BS 32 0-1	0 - 1		Old Gear Box Trench	Apr-99	3.75	9.15	<1.17	43.9	11.5	<0.11	1.41	<1.17
BS 33 0-1	0 - 1		Former Paint Shop	Apr-99	4.69	115	<1.17	31.2	33.3	<0.12	<1.17	<1.17
BS 34 0-1	0 - 1		Pipe Storage	Apr-99	9.94	118	6.91	54	206	0.11	3.02	<1.08
BS 35 0-1	0 - 1		Pit in Pipe Storage Area	Apr-99	7.01	50.4	3.25	15.8	905	0.15	2.76	<1.25
BS 36 1-2	1 - 2	BS-36 Area	Adjacent to RR siding	Apr-99	21.6	135	1.71	27.1	161	0.54	1.71	<1.42
BS 37 1-2	1 - 2	BS-36 Area	Adjacent to RR siding	Apr-99	5.79	60	<1.21	36.4	200	<0.12	<1.21	<1.21
BS 38 1-2	1 - 2		AST Office Bldg	Apr-99	3.41	41.6	<1.21	36.7	158	0.78	1.95	<1.21
BS 39 0-1	0 - 1		Pipe Storage	Apr-99	4.42	71.9	<1.22	23.6	144	0.21	1.1	<1.22
BS 100 (2-3)	2 - 3			Aug-99	3.6	120	1.4	13	160	<0.25	<4.0	<1.0
BS 100 (3-4)	3 - 4			Aug-99	6.4	150	<1.0	16	300	<0.25	<4.0	<1.0
BS 105 (3-4)	3-4			Aug-99	<1.252	34	1.9	100	81	<0.25	<4.0	<1.0
BS 110 (2-3)	2 - 3			Aug-99	8.1	NA	NA	NA	120	NA	NA	NA
BS 110 (3-4)	3 - 4			Aug-99	9.7	NA	NA	NA	290	NA	NA	NA
BS-209-34	3 - 4	Area 8	Upper Yard Area	Sep-99	<1.252	15.025	<1.252	13.522	12.27	<0.122	<1.252	<1.252
BS-210-02	0 - 2	Area 8	Upper Yard Area	Sep-99	<1.175	10.104	<1.175	10.104	12.218	<0.122	2.35	<1.175
BS-210-23	2 - 3	Area 8	Upper Yard Area	Sep-99	<1.147	5.966	<1.147	4.59	9.18	<0.121	2.065	<1.147
BS-210-34	3 - 4	Area 8	Upper Yard Area	Sep-99	<1.254	12.787	<1.254	5.014	37.356	<0.129	1.504	<1.254
BS-211-02	0 - 2	Area 8	Upper Yard Area	Sep-99	1.446	17.112	<1.205	11.087	36.874	<0.12	1.928	<1.205
BS-211-23	2 - 3	Area 8	Upper Yard Area	Sep-99	<1.21	11.854	<1.21	5.806	19.113	<0.12	<1.21	<1.21
BS-211-34	3 - 4	Area 8	Upper Yard Area	Sep-99	<1.25	8.498	<1.25	4.748	13.995	<0.121	<1.25	<1.25
BS-212-02	0 - 2	Area 8	Upper Yard Area	Sep-99	<1.2	9.12	<1.2	1.92	10.32	<0.119	<1.2	<1.2
BS-212-23	2 - 3	Area 8	Upper Yard Area	Sep-99	<1.190	5.476	<1.190	6.19	55.238	<0.118	1.667	<1.190
BS-212-34	3 - 4	Area 8	Upper Yard Area	Sep-99	<1.202	6.973	<1.202	3.607	16.112	<0.119	1.443	<1.202
BS-213-02	0 - 2	Area 8	Upper Yard Area	Sep-99	33.361	60.095	<1.142	25.134	157.207	<0.116	2.056	<1.142
BS-213-23	2 - 3	Area 8	Upper Yard Area	Sep-99	2.231	21.81	<1.239	8.922	66.67	<0.129	<1.239	<1.239
BS-213-34	3 - 4	Area 8	Upper Yard Area	Sep-99	<1.206	8.922	<1.206	4.099	44.605	<0.126	<1.206	<1.206
BS-214-02	0 - 2	Area 8	Upper Yard Area	Sep-99	1.376	8.487	<1.147	10.323	8.029	<0.118	<1.147	<1.147
BS-214-23	2 - 3	Area 8	Upper Yard Area	Sep-99	<1.147	5.504	<1.147	6.88	6.192	<0.116	<1.147	<1.147
BS-214-34	3 - 4	Area 8	Upper Yard Area	Sep-99	1.418	11.344	<1.182	12.526	10.872	<0.121	<1.182	<1.182
BS-215-02	0 - 2		Suspected Cistern	Sep-99	32.952	51.81	<0.952	16.571	71.238	<0.098	0.952	<0.952
BS-215-23	2 - 3		Suspected Cistern	Sep-99	4.086	49.027	<0.973	13.619	45.72	<0.1	<0.973	<0.973
BS 332	2	Area 6	Yard Storage Area	Mar-01	4.03	NA	NA	NA	13.2	NA	NA	NA
BS 384	2	Area 6	Yard Storage Area	Mar-01	2.92	NA	NA	NA	21.2	NA	NA	NA
BS 385	2	Area 6	Yard Storage Area	Mar-01	2.58	NA	NA	NA	10.1	NA	NA	NA
BS 301	2	Area 1	Oil Storage & Fmr USTs	Mar-01	1.55	54.3	<0.969	9.3	13.6	<0.099	<0.969	<0.969
BS 302	2	Area 1	Oil Storage & Fmr USTs	Mar-01	2.56	59.4	<0.984	14	22.4	6.48	<0.984	<0.984

*Residential RRS represents the higher of the Type 1 or Type 2 Risk Reduction Standards (DAF=20)

**Non-Residential RRS represents the higher of the Type 3 or Type 4 RRS, or the Residential RRS, whichever is greater

Table 3 - Summary of RCRA Metals Data in Soils Remaining on Site

Sample ID	Depth (ft bgs)	Area Number	Description	Sample Date	Arsenic (As)	Barium (Ba)	Cadmium (Cd)	Chromium (Cr)	Lead (Pb)	Mercury (Hg)	Selenium (Se)	Silver (Ag)
Parameter Type					RCRA Metal	RCRA Metal	RCRA Metal	RCRA Metal	RCRA Metal	RCRA Metal	RCRA Metal	
Concentration Units					mg/kg	mg/kg	mg/kg	mg/kg	mg/kg	mg/kg	mg/kg	
Residential RRS*					20	3300	12	100	270	6	8	17
BS 303	2	Area 1	Oil Storage & Fmr USTs	Mar-01	2.34	26.6	<0.977	23.6	4.69	<0.1	1.76	<0.977
BS 304	2	Area 1	Oil Storage & Fmr USTs	Mar-01	<1.01	51.3	2.82	17.7	17.1	<0.098	2.82	<1.01
BS SUMP 300		Area 9	Maint Shop Sump	Mar-01	2.34	311	2.92	78.2	164	0.198	2.92	<0.973
BS 305 A	2	Area 1	Oil Storage & Fmr USTs	Mar-01	2.02	69.3	<1.01	10.9	17.8	<0.098	<1.01	<1.01
BS 306 A	2	Area 1	Oil Storage & Fmr USTs	Mar-01	2.13	123	<0.969	15.3	22.7	<0.969	<0.969	<0.969
BS 307 A	2	Area 1	Oil Storage & Fmr USTs	Mar-01	3.6	214	<1.00	20.2	44.6	0.121	<1.00	<1.00
BS 308 A	2	Area 1	Oil Storage & Fmr USTs	Mar-01	1.98	81	<0.99	11.9	97.2	0.103	<0.99	<0.99
BS 309 A	2	Area 1	Oil Storage & Fmr USTs	Mar-01	3.17	59.2	<0.99	22.6	12.9	<0.1	<0.99	<0.99
BS 325 A	2	Area 3	Wood Shop	Mar-01	3.72	47.6	NA	NA	14.9	NA	NA	NA
BS 370 A	2	Area 6	Yard Storage Area	Mar-01	3.75	NA	NA	NA	13.2	NA	NA	NA
BS 371 A	2	Area 6	Yard Storage Area	Mar-01	4.92	NA	NA	NA	17.1	NA	NA	NA
BS 375 A	2	Area 6	Yard Storage Area	Mar-01	3.96	NA	NA	NA	15.2	NA	NA	NA
BS 310 A	2	Area 1	Oil Storage & Fmr USTs	Mar-01	2.38	106	<0.99	16.2	19.2	<0.101	<0.99	<0.99
BS 376 A	2	Area 6	Yard Storage Area	Mar-01	4.72	NA	NA	NA	15.7	NA	NA	NA
BS 399 A	3	Area 6	Upper Yard Area	Mar-01	4.6	NA	NA	NA	20.6	NA	NA	NA
BS 311 A	2	Area 2	Northern Alley	Mar-01	3.67	NA	NA	NA	15.3	NA	NA	NA
BS 360 A	2	Area 6	Yard Storage Area	Mar-01	3.9	NA	NA	NA	15.2	NA	NA	NA
BS 361 A	2	Area 6	Yard Storage Area	Mar-01	4.39	NA	NA	NA	14.8	NA	NA	NA
BS 312 A	2	Area 2	Northern Alley	Mar-01	3.94	NA	NA	NA	15.6	NA	NA	NA
BS 313 A	2	Area 2	Northern Alley	Mar-01	13.2	NA	NA	NA	55.1	NA	NA	NA
BS 314 A	2	Area 2	Northern Alley	Mar-01	3.15	NA	NA	NA	15.4	NA	NA	NA
BS 315 A	2	Area 2	Northern Alley	Mar-01	3.18	NA	NA	NA	12.9	NA	NA	NA
BS 316 A	2	Area 2	Northern Alley	Mar-01	2.41	NA	NA	NA	13.3	NA	NA	NA
BS 317 A	2	Area 2	Northern Alley	Mar-01	2.83	NA	NA	NA	10.7	NA	NA	NA
BS 318 A	2	Area 2	Northern Alley	Mar-01	3.19	NA	NA	NA	12.2	NA	NA	NA
BS 377 A	2	Area 6	Yard Storage Area	Mar-01	4.09	NA	NA	NA	16.2	NA	NA	NA
BS 378 A	2	Area 6	Yard Storage Area	Mar-01	3.65	NA	NA	NA	13.8	NA	NA	NA
BS 319 A	2	Area 2	Northern Alley	Mar-01	3.39	NA	NA	NA	13.8	NA	NA	NA
BS 379 A	2	Area 6	Yard Storage Area	Mar-01	3.37	NA	NA	NA	13.1	NA	NA	NA
BS 320	2	Area 2	Northern Alley	Mar-01	2.32	NA	NA	NA	13.7	NA	NA	NA
BS 321	2	Area 2	Northern Alley	Mar-01	2.93	NA	NA	NA	15.8	NA	NA	NA
BS 380	2	Area 6	Yard Storage Area	Mar-01	2.38	NA	NA	NA	15.7	NA	NA	NA
BS 381	2	Area 6	Yard Storage Area	Mar-01	2.19	NA	NA	NA	11.3	NA	NA	NA
BS 382	2	Area 6	Yard Storage Area	Mar-01	2.96	NA	NA	NA	14.4	NA	NA	NA
BS 383	2	Area 6	Yard Storage Area	Mar-01	1.59	NA	NA	NA	18.9	NA	NA	NA
BS 326	2	Area 4	Fmr Paint Blast Area	Mar-01	NA	NA	NA	NA	9.8	NA	NA	NA
BS 327	2	Area 4	Fmr Paint Blast Area	Mar-01	NA	NA	NA	NA	18.7	NA	NA	NA
BS 362	2	Area 6	Yard Storage Area	Mar-01	2.77	NA	NA	NA	11.1	NA	NA	NA
BS 372	2	Area 6	Yard Storage Area	Mar-01	2.71	NA	NA	NA	12.2	NA	NA	NA
BS 373	2	Area 6	Yard Storage Area	Mar-01	3.5	NA	NA	NA	15	NA	NA	NA
BS 348	2	Area 6	Yard Storage Area	Mar-01	2.79	NA	NA	NA	20.9	NA	NA	NA
BS 349	2	Area 6	Yard Storage Area	Mar-01	3.76	NA	NA	NA	19	NA	NA	NA
BS 350	2	Area 6	Yard Storage Area	Mar-01	3.13	NA	NA	NA	10.4	NA	NA	NA
BS 351	2	Area 6	Yard Storage Area	Mar-01	2.91	NA	NA	NA	13	NA	NA	NA
BS 352	2	Area 6	Yard Storage Area	Mar-01	3.82	NA	NA	NA	13.2	NA	NA	NA
BS 363	2	Area 6	Yard Storage Area	Mar-01	2.33	NA	NA	NA	12	NA	NA	NA
BS 328 SW	5	Area 5	Paint Booth Area	Apr-01	NA	NA	NA	NA	16.8	NA	NA	NA
BS 328 WW	5	Area 5	Paint Booth Area	Apr-01	NA	NA	NA	NA	81.6	NA	NA	NA
BS 329 BT	5	Area 5	Paint Booth Area	Apr-01	NA	NA	NA	NA	13.5	NA	NA	NA

*Residential RRS represents the higher of the Type 1 or Type 2 Risk Reduction Standards (DAF=20)

**Non-Residential RRS represents the higher of the Type 3 or Type 4 RRS, or the Residential RRS, whichever is greater

Table 3 - Summary of RCRA Metals Data in Soils Remaining on Site

Sample ID	Depth (ft bgs)	Area Number	Description	Sample Date	Arsenic (As)	Barium (Ba)	Cadmium (Cd)	Chromium (Cr)	Lead (Pb)	Mercury (Hg)	Selenium (Se)	Silver (Ag)
					RCRA Metal	RCRA Metal	RCRA Metal	RCRA Metal	RCRA Metal	RCRA Metal	RCRA Metal	RCRA Metal
					mg/kg	mg/kg	mg/kg	mg/kg	mg/kg	mg/kg	mg/kg	mg/kg
					20	3300	12	100	270	6	8	17
BS 329 NW	5	Area 5	Paint Booth Area	Apr-01	NA	NA	NA	NA	9.98	NA	NA	NA
BS 329 WW	5	Area 5	Paint Booth Area	Apr-01	NA	NA	NA	NA	15.6	NA	NA	NA
BS 331 BT	5	Area 5	Paint Booth Area	Apr-01	NA	NA	NA	NA	94.6	NA	NA	NA
BS 331 EW	5	Area 5	Paint Booth Area	Apr-01	NA	NA	NA	NA	49.8	NA	NA	NA
BS 331 NW	5	Area 5	Paint Booth Area	Apr-01	NA	NA	NA	NA	92.3	NA	NA	NA
BW 328 BT	5	Area 5	Paint Booth Area	Apr-01	NA	NA	NA	NA	21.9	NA	NA	NA
BS 340	2	Area 6	Yard Storage Area	Apr-01	0.998	NA	NA	NA	9.38	NA	NA	NA
BS 341	2	Area 6	Yard Storage Area	Apr-01	1.6	NA	NA	NA	11.8	NA	NA	NA
BS 333	2	Area 6	Yard Storage Area	Apr-01	1.37	NA	NA	NA	13.9	NA	NA	NA
BS 353	2	Area 6	Yard Storage Area	Apr-01	0.954	NA	NA	NA	14.5	NA	NA	NA
BS 364	2	Area 6	Yard Storage Area	Apr-01	1.58	NA	NA	NA	14.8	NA	NA	NA
BS 334	2	Area 6	Yard Storage Area	Apr-01	1.21	NA	NA	NA	12.3	NA	NA	NA
BS 342	2	Area 6	Yard Storage Area	Apr-01	2.22	NA	NA	NA	9.48	NA	NA	NA
BS 354	2	Area 6	Yard Storage Area	Apr-01	2.22	NA	NA	NA	12.7	NA	NA	NA
BS 335	2	Area 6	Yard Storage Area	Apr-01	10	NA	NA	NA	13.4	NA	NA	NA
BS 336	2	Area 6	Yard Storage Area	Apr-01	2.12	NA	NA	NA	11.4	NA	NA	NA
BS 337	2	Area 6	Yard Storage Area	Apr-01	1.56	NA	NA	NA	10.5	NA	NA	NA
BS 343	2	Area 6	Yard Storage Area	Apr-01	2	NA	NA	NA	14	NA	NA	NA
BS 344	2	Area 6	Yard Storage Area	Apr-01	2.69	NA	NA	NA	13.5	NA	NA	NA
BS 355	2	Area 6	Yard Storage Area	Apr-01	2.76	NA	NA	NA	18.5	NA	NA	NA
BS 356	2	Area 6	Yard Storage Area	Apr-01	2.68	NA	NA	NA	17.8	NA	NA	NA
BS 338	2	Area 6	Yard Storage Area	Apr-01	3.86	NA	NA	NA	12	NA	NA	NA
BS 339	2	Area 6	Yard Storage Area	Apr-01	4.37	NA	NA	NA	16.3	NA	NA	NA
BS 347	2	Area 6	Yard Storage Area	Apr-01	3.76	NA	NA	NA	16.6	NA	NA	NA
BS 358	2	Area 6	Yard Storage Area	Apr-01	3.5	NA	NA	NA	16.1	NA	NA	NA
BS 359	2	Area 6	Yard Storage Area	Apr-01	4.04	NA	NA	NA	16.4	NA	NA	NA
BS 345	2	Area 6	Yard Storage Area	Apr-01	3.12	NA	NA	NA	13.4	NA	NA	NA
BS 346	2	Area 6	Yard Storage Area	Apr-01	3.85	NA	NA	NA	13.8	NA	NA	NA
BS 357	2	Area 6	Yard Storage Area	Apr-01	3.66	NA	NA	NA	16.1	NA	NA	NA
BS 367	2	Area 6	Yard Storage Area	Apr-01	9.53	NA	NA	NA	14	NA	NA	NA
BS 368	2	Area 6	Yard Storage Area	Apr-01	2.29	NA	NA	NA	12.2	NA	NA	NA
BS 369	2	Area 6	Yard Storage Area	Apr-01	2.75	NA	NA	NA	14.3	NA	NA	NA
BS 365	2	Area 6	Yard Storage Area	Apr-01	3.38	NA	NA	NA	48.5	NA	NA	NA
BS 366	2	Area 6	Yard Storage Area	Apr-01	30.7	NA	NA	NA	12.2	NA	NA	NA
BS 374	2	Area 6	Yard Storage Area	Apr-01	3.19	NA	NA	NA	14.8	NA	NA	NA
BS 386	2	Area 6	Yard Storage Area	Apr-01	2.42	NA	NA	NA	9.27	NA	NA	NA
BS 387	2	Area 6	Yard Storage Area	Apr-01	3.61	NA	NA	NA	11.4	NA	NA	NA
BS 389	2	Area 6	Yard Storage Area	Apr-01	15.1	NA	NA	NA	13.6	NA	NA	NA
BS 394	2	Area 6	Yard Storage Area	Apr-01	3.21	NA	NA	NA	13.3	NA	NA	NA
BS 390	2	Area 6	Yard Storage Area	Apr-01	2.7	NA	NA	NA	10.4	NA	NA	NA
BS 391	2	Area 6	Yard Storage Area	Apr-01	3.21	NA	NA	NA	10.2	NA	NA	NA
BS 392	2	Area 6	Yard Storage Area	Apr-01	2.7	NA	NA	NA	16.4	NA	NA	NA
BS 393	2	Area 6	Yard Storage Area	Apr-01	3.3	NA	NA	NA	21	NA	NA	NA
BS 395	2	Area 6	Yard Storage Area	Apr-01	3.61	NA	NA	NA	12.9	NA	NA	NA
BS 396	2	Area 6	Yard Storage Area	Apr-01	3.11	NA	NA	NA	14.4	NA	NA	NA
BS 397	2	Area 6	Yard Storage Area	Apr-01	1.73	NA	NA	NA	9.04	NA	NA	NA
BS 398	2	Area 7	Water Tank	Apr-01	2.79	NA	NA	NA	NA	NA	NA	NA
BS 388	2	Area 6	Yard Storage Area	Nov-01	3.94	NA	NA	NA	21.3	NA	NA	NA
BS 20 6-8	6 - 8	BS-20 Area	Former Foundry	Jul-02	NA	NA	NA	20.1	NA	NA	NA	NA

*Residential RRS represents the higher of the Type 1 or Type 2 Risk Reduction Standards (DAF=20)

**Non-Residential RRS represents the higher of the Type 3 or Type 4 RRS, or the Residential RRS, whichever is greater

Table 3 - Summary of RCRA Metals Data in Soils Remaining on Site

Sample ID	Depth (ft bgs)	Area Number	Description	Sample Date	Arsenic (As)	Barium (Ba)	Cadmium (Cd)	Chromium (Cr)	Lead (Pb)	Mercury (Hg)	Selenium (Se)	Silver (Ag)
					RCRA Metal	RCRA Metal	RCRA Metal	RCRA Metal	RCRA Metal	RCRA Metal	RCRA Metal	
					mg/kg	mg/kg	mg/kg	mg/kg	mg/kg	mg/kg	mg/kg	
					20	3300	12	100	270	6	8	17
BS 20 8-10	8 - 10	BS-20 Area	Former Foundry	Jul-02	NA	NA	NA	17.4	NA	NA	NA	NA
BS 20A 2-4	2 - 4	BS-20 Area	Former Foundry	Jul-02	3.47	34.6	<0.97	42.5	12	<0.10	<1.93	<0.97
BS 20A 4-6	4 - 6	BS-20 Area	Former Foundry	Jul-02	NA	25.7	NA	54.2	NA	NA	NA	NA
BS 20A 6-8	6 - 8	BS-20 Area	Former Foundry	Jul-02	NA	20.7	NA	27.9	NA	NA	NA	NA
BS 20B 2-4	2 - 4	BS-20 Area	Former Foundry	Jul-02	2.56	33.5	<0.98	25.6	12.6	0.1	<1.97	<0.98
BS 20B 4-6	4 - 6	BS-20 Area	Former Foundry	Jul-02	NA	12	NA	41.2	NA	<0.10	NA	NA
BS 20B 6-8	6 - 8	BS-20 Area	Former Foundry	Jul-02	NA	NA	NA	14.4	NA	NA	NA	NA
BS 20C 2-4	2 - 4	BS-20 Area	Former Foundry	Jul-02	2.53	41.5	<0.97	39.2	10.5	<0.10	<1.95	<0.97
BS 20C 4-6	4 - 6	BS-20 Area	Former Foundry	Jul-02	NA	42.7	NA	31.3	NA	NA	NA	NA
BS 20C 6-8	6 - 8	BS-20 Area	Former Foundry	Jul-02	NA	15.1	NA	87.1	NA	NA	NA	NA
BS-20 4-6	4 - 6	BS-20 Area	Former Foundry	Jul-02	3.57	11.1	<0.99	20	9.72	<0.10	<1.98	<0.99
BS-31 4-5 (Resample)	4 - 5	Area 5	MEK Drum Storage	Jul-02	NA	NA	NA	NA	10.4	NA	NA	NA
BS 07 4-6	4 - 6	Area 1	Woodshop	Jul-02	NA	55	NA	24.1	NA	0.12	NA	NA
BS 07 6-8	6 - 8	Area 1	Woodshop	Jul-02	NA	26.9	NA	14.9	NA	<0.10	NA	NA
BS 07 10-12	10 - 12	Area 1	Woodshop	Jul-02	NA	9.54	NA	14.5	NA	NA	NA	NA
BS 08 4-6	4 - 6	Area 1		Jul-02	NA	12.5	NA	11.9	10.9	<0.10	NA	NA
BS 08 6-8	6 - 8	Area 1	Woodshop	Jul-02	NA	NA	NA	16.1	NA	NA	NA	NA
BS 08 10-12	10 - 12	Area 1	Woodshop	Jul-02	NA	NA	NA	6.65	NA	NA	NA	NA
BS 09 4-6	4 - 6	Area 1	Former UST	Jul-02	NA	7.74	NA	20.6	NA	NA	NA	NA
BS 09 10-12	10 - 12	Area 1	Former UST	Jul-02	NA	NA	NA	23.8	NA	NA	NA	NA
BS 10 4-6	4 - 6	Area 1		Jul-02	NA	5.11	NA	11	NA	NA	NA	NA
BS 36 2-3	2 - 3	BS-36 Area	Adjacent to RR siding	Jul-02	2.33	37.9	1.36	11.9	15.2	<0.10	<1.95	<0.97
BS 36 3-4	3 - 4	BS-36 Area	Adjacent to RR siding	Jul-02	NA	61	<1.00	24.1	NA	NA	NA	NA
BS 36A 1-2	1 - 2	BS-36 Area	Adjacent to RR siding	Jul-02	25.9	114	<1.00	27.9	339	0.34	<1.99	1.79
BS 36B 1-2	1 - 2	BS-36 Area	Adjacent to RR siding	Jul-02	13.1	55.4	<0.95	14.7	60.6	<0.10	<1.90	<0.95
BS 36C 1-2	1 - 2	BS-36 Area	Adjacent to RR siding	Jul-02	1.2	15.8	<1.00	14.8	16.6	<0.10	<2.00	<1.00
BS 36C 3-4	3 - 4	BS-36 Area	Adjacent to RR siding	Jul-02	NA	NA	NA	12.4	NA	NA	NA	NA
BS G2 Sidewall 1-2	1 - 2	Area 1	Oil Storage	Jul-02	62.3	749	1.55	232	1820	<0.10	<1.93	<0.97
BS GRID 8 Sidewall		Area 1	Woodshop	Jul-02	2.68	68.4	<0.96	20.3	15.1	<0.10	<1.92	<0.96
BS-20D 0-2	0 - 2	BS-20 Area	Former Foundry	Sep-03	NA	39.7	NA	25.9	NA	NA	NA	NA
BS-20D 10-12	10 - 12	BS-20 Area	Former Foundry	Sep-03	NA	20.4	NA	7.07	NA	NA	NA	NA
BS-20D 2-4	2 - 4	BS-20 Area	Former Foundry	Sep-03	NA	73.1	NA	42.4	NA	NA	NA	NA
BS-20D 4-6	4 - 6	BS-20 Area	Former Foundry	Sep-03	NA	60.9	NA	39.5	NA	NA	NA	NA
BS-20D 6-8	6 - 8	BS-20 Area	Former Foundry	Sep-03	NA	36.9	NA	23.3	NA	NA	NA	NA
BS-20D 8-10	8 - 10	BS-20 Area	Former Foundry	Sep-03	NA	55	NA	22.1	NA	NA	NA	NA
BS-20E 0-2	0 - 2	BS-20 Area	Former Foundry	Sep-03	NA	59.7	NA	16.6	NA	NA	NA	NA
BS-20E 2-4	2 - 4	BS-20 Area	Former Foundry	Sep-03	NA	26.5	NA	23.7	NA	NA	NA	NA
BS-20E 4-6	4 - 6	BS-20 Area	Former Foundry	Sep-03	NA	38.4	NA	96.6	NA	NA	NA	NA
BS-20E 6-8	6 - 8	BS-20 Area	Former Foundry	Sep-03	NA	16.1	NA	12	NA	NA	NA	NA
BS-20E 8-10	8 - 10	BS-20 Area	Former Foundry	Sep-03	NA	NA	NA	5.11	NA	NA	NA	NA
BS-20F 0-2	0 - 2	BS-20 Area	Former Foundry	Sep-03	NA	49	NA	18.9	NA	NA	NA	NA
BS-20F 2-4	2 - 4	BS-20 Area	Former Foundry	Sep-03	NA	91.2	NA	26.6	NA	NA	NA	NA
BS-20F 4-6	4 - 6	BS-20 Area	Former Foundry	Sep-03	NA	63.4	NA	31.5	NA	NA	NA	NA
BS-20F 6-8	6 - 8	BS-20 Area	Former Foundry	Sep-03	NA	22.4	NA	40	NA	NA	NA	NA
BS-20F 8-10	8 - 10	BS-20 Area	Former Foundry	Sep-03	NA	54.2	NA	28	NA	NA	NA	NA
BS-20F 10-12	10 - 12	BS-20 Area	Former Foundry	Sep-03	NA	14.2	NA	19.9	NA	NA	NA	NA
BS-25A 10-12	10 - 12	Area 3	Waste pile/debris area	Sep-03	NA	20	NA	7.24	NA	NA	NA	NA
BS-25A 12-14	12 - 14	Area 3	Waste pile/debris area	Sep-03	NA	14.5	NA	NA	NA	NA	NA	NA
BS-36D 0-2	0 - 2	BS-36 Area	Adjacent to RR siding	Sep-03	3.5	40.4	<0.97	23.7	16.5	<0.0963	<1.94	<0.97

*Residential RRS represents the higher of the Type 1 or Type 2 Risk Reduction Standards (DAF=20)

**Non-Residential RRS represents the higher of the Type 3 or Type 4 RRS, or the Residential RRS, whichever is greater

Table 3 - Summary of RCRA Metals Data in Soils Remaining on Site

Sample ID	pth (ft bgs)	Area Number	Description	Sample Date	Arsenic (As)	Barium (Ba)	Cadmium (Cd)	Chromium (Cr)	Lead (Pb)	Mercury (Hg)	Selenium (Se)	Silver (Ag)
					RCRA Metal	RCRA Metal	RCRA Metal	RCRA Metal	RCRA Metal	RCRA Metal	RCRA Metal	RCRA Metal
					mg/kg	mg/kg	mg/kg	mg/kg	mg/kg	mg/kg	mg/kg	mg/kg
					20	3300	12	100	270	6	8	17
BS-36D 2-4	2 - 4	BS-36 Area	Adjacent to RR siding	Sep-03	NA	61.9	NA	44.4	NA	NA	NA	NA
BS-36D 4-6	4 - 6	BS-36 Area	Adjacent to RR siding	Sep-03	NA	18.4	NA	3.88	NA	NA	NA	NA
BS-36E 0-2	0 - 2	BS-36 Area	Adjacent to RR siding	Sep-03	2.87	48.3	<0.96	27.8	12.3	<0.096	<1.92	<0.96
BS-36E 2-4	2 - 4	BS-36 Area	Adjacent to RR siding	Sep-03	NA	15.8	NA	20.6	NA	NA	NA	NA
BS-36E 4-6	4 - 6	BS-36 Area	Adjacent to RR siding	Sep-03	NA	NA	NA	NA	NA	NA	NA	NA
BS-36E 6-8	6 - 8	BS-36 Area	Adjacent to RR siding	Sep-03	NA	NA	NA	19.2	NA	NA	NA	NA
BS-36E 8-10	8 - 10	BS-36 Area	Adjacent to RR siding	Sep-03	NA	NA	NA	17.2	NA	NA	NA	NA
BS-36E 10-12	10 - 12	BS-36 Area	Adjacent to RR siding	Sep-03	NA	NA	NA	20.6	NA	NA	NA	NA
BS-36F 0-2	0 - 2	BS-36 Area	Adjacent to RR siding	Sep-03	2.13	54.7	<0.97	14	15.7	0.125	<1.94	<0.97
BS-36F 2-4	2 - 4	BS-36 Area	Adjacent to RR siding	Sep-03	NA	114	NA	18.7	NA	<0.0963	NA	NA
BS-36F 4-6	4 - 6	BS-36 Area	Adjacent to RR siding	Sep-03	NA	45.4	NA	12.5	NA	NA	NA	NA
BS-36F 6-8	6 - 8	BS-36 Area	Adjacent to RR siding	Sep-03	NA	17.2	NA	7.29	NA	NA	NA	NA
SV-Bottom		Area 6	Sand Vault	Jan-04	<0.96	11.9	1.49	18.2	20.7	<0.0985	<1.91	<0.97
SV-East Wall		Area 6	Sand Vault	Jan-04	0.97	49.6	<0.97	9.65	130	<0.096	<1.93	<0.97
SV-North Wall		Area 6	Sand Vault	Jan-04	<0.99	13.7	1.75	28.8	19.1	<0.099	<1.99	<0.99
SV-South Wall		Area 6	Sand Vault	Jan-04	<0.97	19.8	2	24.3	16.5	<0.096	<1.94	<0.96
SV-West Wall		Area 6	Sand Vault	Jan-04	<0.99	22.1	1.93	27.4	16.5	<0.0962	<1.99	<0.99
SW-Bottom		Area 5	Storm Water Basin	Jan-04	<0.96	43.7	<0.96	7.51	42.2	<0.096	<1.93	<0.96
SW-East Wall		Area 5	Storm Water Basin	Jan-04	1.6	38	1.06	18.4	168	<0.098	<1.95	<0.97
SW-North Wall		Area 5	Storm Water Basin	Jan-04	<0.97	61.8	<0.97	17	48.9	<0.0995	<1.95	<0.97
SW-South Wall		Area 5	Storm Water Basin	Jan-04	1.74	51.7	1.59	19.2	23.4	<0.0998	<1.99	<0.99
SW-South Wall MH		Area 5	Storm Water Basin	Jan-04	NA	NA	NA	NA	NA	NA	NA	NA
SW-West Wall		Area 5	Storm Water Basin	Jan-04	42.9	112	2.11	27.8	499	0.101	<2	<1
SB-SV-B 8-10	8 - 10	Area 6	Sand Vault	Jun-04	NA	NA	<1.01	10.7	NA	NA	NA	NA
SB-SV-EW 2-4	2 - 4	Area 6	Sand Vault	Jun-04	NA	30.5	NA	NA	18.9	NA	NA	NA
SB-SV-EW 4-6	4 - 6	Area 6	Sand Vault	Jun-04	NA	19.1	NA	NA	30.5	NA	NA	NA
SB-SV-EW 6-8	6 - 8	Area 6	Sand Vault	Jun-04	NA	20.5	NA	NA	44.7	NA	NA	NA
SB-SV-EW 8-10	8 - 10	Area 6	Sand Vault	Jun-04	NA	10.9	NA	NA	NA	NA	NA	NA
SB-SV-NW 2-4	2 - 4	Area 6	Sand Vault	Jun-04	NA	NA	<1.00	29.8	NA	NA	NA	NA
SB-SV-NW 6-8	6 - 8	Area 6	Sand Vault	Jun-04	NA	NA	<0.98	13.4	NA	NA	NA	NA
SB-SV-NW 8-10	8 - 10	Area 6	Sand Vault	Jun-04	NA	NA	NA	18.1	NA	NA	NA	NA
SB-SV-NW 10-12	10 - 12	Area 6	Sand Vault	Jun-04	NA	NA	NA	39.8	NA	NA	NA	NA
SB-SV-SW 4-6	4 - 6	Area 6	Sand Vault	Jun-04	NA	21.1	<0.99	27	NA	NA	NA	NA
SB-SV-SW 6-8	6 - 8	Area 6	Sand Vault	Jun-04	NA	11.8	<0.99	8.68	NA	NA	NA	NA

*Residential RRS represents the higher of the Type 1 or Type 2 Risk Reduction Standards (DAF=20)

**Non-Residential RRS represents the higher of the Type 3 or Type 4 RRS, or the Residential RRS, whichever is greater

Table 3 - Summary of RCRA Metals Data in Soils Remaining on Site

Sample ID	Depth (ft bgs)	Area Number	Description	Sample Date	Arsenic (As)	Barium (Ba)	Cadmium (Cd)	Chromium (Cr)	Lead (Pb)	Mercury (Hg)	Selenium (Se)	Silver (Ag)
					RCRA Metal	RCRA Metal	RCRA Metal	RCRA Metal	RCRA Metal	RCRA Metal	RCRA Metal	RCRA Metal
					mg/kg	mg/kg	mg/kg	mg/kg	mg/kg	mg/kg	mg/kg	mg/kg
					20	3300	12	100	270	6	8	17
SB-SV-WW 4-6	4 - 6	Area 6	Sand Vault	Jun-04	NA	16.1	<0.97	25.8	NA	NA	NA	NA
SB-SV-WW 6-8	6 - 8	Area 6	Sand Vault	Jun-04	NA	21.8	<0.99	33.1	NA	NA	NA	NA
SB-SV-WW 8-10	8 - 10	Area 6	Sand Vault	Jun-04	NA	5.4	NA	11.6	NA	NA	NA	NA
SB-SV-WW 10-12	10 - 12	Area 6	Sand Vault	Jun-04	NA	NA	NA	11.3	NA	NA	NA	NA
SB-SW-EW 10-12	10 - 12	Area 5	Storm Water Basin	Jun-04	NA	28.2	NA	NA	NA	NA	NA	NA
SB-SW-EW 2-4	2 - 4	Area 5	Storm Water Basin	Jun-04	NA	73	<0.96	37.5	146	NA	NA	NA
SB-SW-EW 4-6	4 - 6	Area 5	Storm Water Basin	Jun-04	NA	39.8	<0.97	14	9.75	NA	NA	NA
SB-SW-EW 6-8	6 - 8	Area 5	Storm Water Basin	Jun-04	NA	41.2	<0.97	18	9.67	NA	NA	NA
SB-SW-EW 8-10	8 - 10	Area 5	Storm Water Basin	Jun-04	NA	25.5	NA	5.86	NA	NA	NA	NA
SB-SW-NW 10-12	10 - 12	Area 5	Storm Water Basin	Jun-04	NA	29.9	NA	NA	NA	NA	NA	NA
SB-SW-NW 4-6	4 - 6	Area 5	Storm Water Basin	Jun-04	NA	24.9	NA	26.8	NA	NA	NA	NA
SB-SW-NW 6-8	6 - 8	Area 5	Storm Water Basin	Jun-04	NA	44.8	NA	22.3	NA	NA	NA	NA
SB-SW-NW 8-10	8 - 10	Area 5	Storm Water Basin	Jun-04	NA	25.9	NA	10.6	NA	NA	NA	NA
SB-SW-SW 10-12	10 - 12	Area 5	Storm Water Basin	Jun-04	NA	25.7	NA	NA	NA	NA	NA	NA
SB-SW-SW 4-6	4 - 6	Area 5	Storm Water Basin	Jun-04	NA	76.6	<1.01	20.6	NA	NA	NA	NA
SB-SW-SW 6-8	6 - 8	Area 5	Storm Water Basin	Jun-04	NA	57.1	<1.01	29	NA	NA	NA	NA
SB-SW-SW 8-10	8 - 10	Area 5	Storm Water Basin	Jun-04	NA	27.6	NA	8.17	NA	NA	NA	NA
SB-SW-WW 10-12	8 - 10	Area 5	Storm Water Basin	Jun-04	NA	NA	NA	NA	NA	<0.0980	NA	NA
SB-SW-WW 4-6	4 - 6	Area 5	Storm Water Basin	Jun-04	<0.99	46	<0.99	27.8	20.1	<0.0974	NA	NA
SB-SW-WW 6-8	6 - 8	Area 5	Storm Water Basin	Jun-04	<0.95	112	<0.95	188	135	<0.0998	NA	NA
BS-02-B		Area 1	Oil Storage	Jun-04	1.4	38.8	<1.00	12.2	11.6	NA	NA	NA
BS-02-NW		Area 1	Oil Storage	Jun-04	<0.99	39.5	<0.99	19.4	11.5	NA	NA	NA
BS-02-SW		Area 1	Oil Storage	Jun-04	10	53.6	<0.96	13.3	14.5	NA	NA	NA
WW-1 (4')	4	Area 5	Storm Water Basin	Jan-07	5.8	NA	NA	NA	192	NA	NA	NA
WW-1 (6')	6	Area 5	Storm Water Basin	Jan-07	3.8	NA	NA	NA	87	NA	NA	NA
WW-2 (4')	4	Area 5	Storm Water Basin	Jan-07	3.8	NA	NA	NA	166	NA	NA	NA
WW-2 (6')	6	Area 5	Storm Water Basin	Jan-07	2.8	NA	NA	NA	85	NA	NA	NA
WW-3 (4')	4	Area 5	Storm Water Basin	Jan-07	4.8	NA	NA	NA	14	NA	NA	NA
WW-3 (6')	6	Area 5	Storm Water Basin	Jan-07	1.8	NA	NA	NA	39	NA	NA	NA
GP-1 (4 - 5)	4 - 5	Area 8	Background	Feb-06	NA	5.43	NA	NA	NA	NA	NA	NA
GP-1 (9 - 10)	9 - 10	Area 8	Background	Feb-06	NA	9.65	NA	NA	NA	NA	NA	NA
GP-1 (14 - 15)	14 - 15	Area 8	Background	Feb-06	NA	31.9	NA	NA	NA	NA	NA	NA
GP-1 (19 - 20)	19 - 20	Area 8	Background	Feb-06	NA	43.3	NA	NA	NA	NA	NA	NA
GP-2 (4 - 5)	4 - 5	Area 8	Background	Feb-06	NA	8.4	NA	NA	NA	NA	NA	NA
GP-2 (9 - 10)	9 - 10	Area 8	Background	Feb-06	NA	11.3	NA	NA	NA	NA	NA	NA
GP-2 (14 - 15)	14 - 15	Area 8	Background	Feb-06	NA	30.8	NA	NA	NA	NA	NA	NA
GP-2 (19 - 20)	19 - 20	Area 8	Background	Feb-06	NA	24.1	NA	NA	NA	NA	NA	NA
GP-3 (4 - 5)	4 - 5	Area 8	Background	Feb-06	NA	33	NA	NA	NA	NA	NA	NA
GP-3 (9 - 10)	9 - 10	Area 8	Background	Feb-06	NA	45.8	NA	NA	NA	NA	NA	NA
GP-3 (14 - 15)	14 - 15	Area 8	Background	Feb-06	NA	51.1	NA	NA	NA	NA	NA	NA
GP-3 (19 - 20)	19 - 20	Area 8	Background	Feb-06	NA	32.8	NA	NA	NA	NA	NA	NA
GP-4 (4 - 5)	4 - 5	Area 8	Background	Feb-06	NA	15.7	NA	NA	NA	NA	NA	NA
GP-4 (9 - 10)	9 - 10	Area 8	Background	Feb-06	NA	50.5	NA	NA	NA	NA	NA	NA
GP-4 (14 - 15)	14 - 15	Area 8	Background	Feb-06	NA	56.7	NA	NA	NA	NA	NA	NA
GP-4 (19 - 20)	19 - 20	Area 8	Background	Feb-06	NA	86.5	NA	NA	NA	NA	NA	NA
GP-5 (4 - 5)	4 - 5	Area 8	Background	Feb-06	NA	35.2	NA	NA	NA	NA	NA	NA
GP-5 (9 - 10)	9 - 10	Area 8	Background	Feb-06	NA	9.23	NA	NA	NA	NA	NA	NA
GP-5 (14 - 15)	14 - 15	Area 8	Background	Feb-06	NA	56.4	NA	NA	NA	NA	NA	NA
GP-5 (19 - 20)	19 - 20	Area 8	Background	Feb-06	NA	70.5	NA	NA	NA	NA	NA	NA

*Residential RRS represents the higher of the Type 1 or Type 2 Risk Reduction Standards (DAF=20)

**Non-Residential RRS represents the higher of the Type 3 or Type 4 RRS, or the Residential RRS, whichever is greater

Table 4 - Cumulative Summary of Groundwater Data

Location ID: Sample Date: Sampled By: Sample Type:	Residential Risk Reduction Standard*	TMW-1 Aug-02 AMEC Initial	TMW-1 Nov-02 AMEC Initial	TMW-1 Jun-03 AMEC Initial	TMW-1 Jun-07 AMEC Initial	TMW-1 Feb-08 AMEC Initial	TMW-1 Jun-09 AMEC Initial	TMW-1 Sep-09 AMEC Initial	TMW-1 Dec-09 AMEC Initial	TMW-1 Mar-10 AMEC Initial	TMW-1 Jun-10 AMEC Initial	TMW-1 Feb-13 AMEC Initial	TMW-1 May-13 AMEC Initial	TMW-1 May-13 AMEC Initial	TMW-1 Jun-13 AMEC Initial	TMW-1 Jul-13 AMEC Initial	TMW-1 Nov-13 AMEC Initial	TMW-1 Mar-14 AMEC Initial	TMW-1 Mar-14 AMEC Duplicate	TMW-1 Jun-14 AMEC Initial	TMW-1 Jun-14 AMEC Duplicate
Semi-Volatile Organic Compounds, mg/l		NA	BRL	BRL	BRL	BRL	NT	NT	NT	NT	NT	NT	NT	NT	NT	NT	NT	NT	NT	NT	NT
Volatile Organic Compounds, mg/L																					
1,1-Dichloroethane	4	<0.001	<0.001	<0.001	<0.001	<0.001	<0.001	<0.001	<0.001	<0.001	<0.001	<0.001	<0.001	<0.001	<0.001	<0.001	<0.001	<0.001	<0.001	<0.001	<0.001
1,1,1-Trichloroethane	0.2	<0.001	<0.001	<0.001	<0.001	<0.001	<0.001	<0.001	<0.001	<0.001	<0.001	<0.001	<0.001	<0.001	<0.001	<0.001	<0.001	<0.001	<0.001	<0.001	<0.001
Acetone	4	<0.05	<0.05	<0.025	<0.05	<0.05	<0.05	<0.05	<0.05	<0.05	<0.05	<0.05	<0.05	<0.05	<0.05	<0.05	<0.05	<0.05	<0.05	<0.05	<0.05
Benzene	0.02	<0.001	<0.001	<0.001	<0.001	<0.001	<0.001	<0.001	<0.001	<0.001	<0.001	<0.001	<0.001	<0.001	<0.001	<0.001	<0.001	<0.001	<0.001	<0.001	<0.001
Bromodichloromethane	1.18	<0.001	<0.001	<0.001	<0.001	<0.001	<0.001	<0.001	<0.001	<0.001	<0.001	<0.001	<0.001	<0.001	<0.001	<0.001	<0.001	<0.001	<0.001	<0.001	<0.001
Chloroform	0.08	0.0022	<0.001	0.0023	0.0015	0.0014	0.0012	0.0015	0.0015	0.0017	0.0018	<0.001	0.0016	0.0014	0.0014	0.0016	0.0019	0.0014	0.0014	0.0012	0.0012
cis-1,2-Dichloroethene	0.07	<0.001	<0.001	<0.001	<0.001	<0.001	<0.001	<0.001	<0.001	<0.001	<0.001	<0.001	<0.001	<0.001	<0.001	<0.001	<0.001	<0.001	<0.001	<0.001	<0.001
Ethylbenzene	0.7	<0.001	<0.001	<0.001	<0.001	<0.001	<0.001	<0.001	<0.001	<0.001	<0.001	<0.001	<0.001	<0.001	<0.001	<0.001	<0.001	<0.001	<0.001	<0.001	<0.001
Tetrachloroethene	0.02	<0.001	<0.001	<0.001	<0.001	<0.001	<0.001	<0.001	<0.001	<0.001	<0.001	<0.001	<0.001	<0.001	<0.001	<0.001	<0.001	<0.001	<0.001	<0.001	<0.001
Toluene	1	<0.001	<0.001	<0.001	<0.001	<0.001	<0.001	<0.001	<0.001	<0.001	<0.001	<0.001	<0.001	<0.001	<0.001	<0.001	<0.001	<0.001	<0.001	<0.001	<0.001
Trichloroethene	0.005	0.0037	0.0041	0.0045	0.0057	0.0054	0.0033	0.0054	0.006	0.0041	0.0043	0.0034	0.0055	0.0052	0.0056	0.0054	0.0061	0.0053	0.0054	0.0047	0.0048
Vinyl Chloride	0.002	<0.001	<0.001	<0.001	<0.001	<0.001	<0.001	<0.001	<0.001	<0.001	<0.001	<0.001	<0.001	<0.001	<0.001	<0.001	<0.001	<0.001	<0.001	<0.001	<0.001
Xylenes, Total	10	<0.001	<0.001	<0.001	<0.001	<0.001	<0.001	<0.001	<0.001	<0.001	<0.001	<0.001	<0.001	<0.001	<0.001	<0.001	<0.001	<0.001	<0.001	<0.001	<0.001
RCRA Metals, mg/L																					
Arsenic	0.01	<0.005	<0.005	<0.005	<0.01	NT	NT	NT	NT	NT	NT	NT	NT	NT	NT	NT	NT	NT	NT	NT	NT
Barium	4	0.242	0.114	0.159	<0.2	NT	NT	NT	NT	NT	NT	NT	NT	NT	NT	NT	NT	NT	NT	NT	NT
Cadmium	0.01	0.0018	<0.001	<0.001	<0.004	NT	NT	NT	NT	NT	NT	NT	NT	NT	NT	NT	NT	NT	NT	NT	NT
Chromium	0.1	<0.005	<0.005	<0.005	<0.01	NT	NT	NT	NT	NT	NT	NT	NT	NT	NT	NT	NT	NT	NT	NT	NT
Mercury	0.006	<0.0002	<0.0002	<0.0002	<0.0002	NT	NT	NT	NT	NT	NT	NT	NT	NT	NT	NT	NT	NT	NT	NT	NT
Lead	0.015	<0.005	<0.005	<0.005	<0.01	NT	NT	NT	NT	NT	NT	NT	NT	NT	NT	NT	NT	NT	NT	NT	NT
Selenium	0.1	<0.005	<0.005	<0.005	<0.01	NT	NT	NT	NT	NT	NT	NT	NT	NT	NT	NT	NT	NT	NT	NT	NT

Notes:
mg/l = milligrams per liter
BRL - Below reporting limit
NS - Not Sampled
NT - Not Tested
*The higher of the Type 1 or Type 2 Risk Reduction Standards (RRS)
Values shaded in green exceed residential RRS

Table 4 - Cumulative Summary of Groundwater Data

Location ID: Sample Date: Sampled By: Sample Type:	Residential Risk Reduction Standard*	TMW-1 Sep-14 AMEC Initial	TMW-1 Jul-17 AMEC Initial	TMW-1 Oct-17 AMEC Initial	TMW-2 Aug-02 AMEC Initial	TMW-2 Nov-02 AMEC Initial	TMW-2 Jun-03 AMEC Initial	TMW-2 Jun-07 AMEC Initial	TMW-2 Feb-08 AMEC Initial	TMW-2 Jun-09 AMEC Initial	TMW-2 Sep-09 AMEC Initial	TMW-2 Dec-09 AMEC Initial	TMW-2 Dec-09 AMEC Duplicate	TMW-2 Mar-10 AMEC Initial	TMW-2 Jun-10 AMEC Initial	TMW-2 Feb-13 AMEC Initial	TMW-2 May-13 AMEC Initial	TMW-2 May-13 AMEC Duplicate	TMW-2 May-13 AMEC Initial	TMW-2 May-13 AMEC Duplicate	TMW-2 Jun-13 AMEC Initial	
Semi-Volatile Organic Compounds, mg/l		NA	NT	NT	NT	BRL	BRL	BRL	NT	NT	NT	NT	NT	NT	NT	NT	NT	NT	NT	NT	NT	NT
Volatile Organic Compounds, mg/L																						
1,1- Dichloroethane	4	<0.001	<0.001	<0.001	<0.001	<0.001	<0.001	<0.001	<0.001	<0.001	<0.001	<0.001	<0.001	<0.001	<0.001	<0.001	<0.001	<0.001	<0.001	<0.001	<0.001	<0.001
1,1,1-Trichloroethane	0.2	<0.001	<0.001	<0.001	<0.001	<0.001	<0.001	<0.001	<0.001	<0.001	<0.001	<0.001	<0.001	<0.001	<0.001	<0.001	<0.001	<0.001	<0.001	<0.001	<0.001	<0.001
Acetone	4	<0.05	<0.05	<0.05	<0.05	<0.05	<0.025	<0.05	<0.05	<0.05	<0.05	<0.05	<0.05	<0.05	<0.05	<0.05	<0.05	<0.05	<0.05	<0.05	<0.05	<0.05
Benzene	0.02	<0.001	<0.001	<0.001	<0.001	<0.001	<0.001	<0.001	<0.001	<0.001	<0.001	<0.001	<0.001	<0.001	<0.001	<0.001	<0.001	<0.001	<0.001	<0.001	<0.001	<0.001
Bromodichloromethane	1.18	<0.001	<0.001	<0.001	<0.001	<0.001	<0.001	<0.001	<0.001	<0.001	<0.001	<0.001	<0.001	<0.001	<0.001	<0.001	<0.001	<0.001	<0.001	<0.001	<0.001	<0.001
Chloroform	0.08	0.0013	0.0011	0.001	0.0014	<0.002	0.0012	0.0015	0.0013	0.0011	0.0014	0.0013	0.0013	0.0013	0.0015	0.0014	<0.001	<0.001	<0.001	<0.001	<0.001	<0.001
cis-1,2-Dichloroethene	0.07	<0.001	<0.001	<0.001	<0.001	<0.001	<0.001	<0.001	<0.001	<0.001	0.001	0.0013	0.0012	0.0036	0.0018	0.0021	<0.001	<0.001	<0.001	<0.001	<0.001	<0.001
Ethylbenzene	0.7	<0.001	<0.001	<0.001	<0.001	<0.001	<0.001	<0.001	<0.001	<0.001	<0.001	<0.001	<0.001	<0.001	<0.001	<0.001	<0.001	<0.001	<0.001	<0.001	<0.001	<0.001
Tetrachloroethene	0.02	<0.001	<0.001	<0.001	0.0186	0.0235	0.0393	0.0756	0.0852	0.0837	0.147	0.123	0.118	0.116	0.144	0.106	0.0063	0.0065	0.0057	0.0054	0.0083	
Toluene	1	<0.001	<0.001	<0.001	<0.001	<0.001	<0.001	<0.001	<0.001	<0.001	<0.001	<0.001	<0.001	<0.001	<0.001	<0.001	<0.001	<0.001	<0.001	<0.001	<0.001	<0.001
Trichloroethene	0.005	0.0051	0.0043	0.0037	<0.001	<0.001	0.0013	0.0042	0.0047	0.0047	0.0068	0.0071	0.0071	0.0063	0.009	0.0077	<0.001	<0.001	<0.001	<0.001	<0.001	<0.001
Vinyl Chloride	0.002	<0.001	<0.001	<0.001	<0.001	<0.001	<0.001	<0.001	<0.001	<0.001	<0.001	<0.001	<0.001	0.0011	<0.001	<0.001	<0.001	<0.001	<0.001	<0.001	<0.001	<0.001
Xylenes, Total	10	<0.001	<0.001	<0.001	<0.001	<0.001	<0.001	<0.001	<0.001	<0.001	<0.001	<0.001	<0.001	<0.001	<0.001	<0.001	<0.001	<0.001	<0.001	<0.001	<0.001	<0.001
RCRA Metals, mg/L																						
Arsenic	0.01	NT	NT	NT	<0.005	0.009	<0.005	<0.01	NT	NT	NT	NT	NT	NT	NT	NT	NT	NT	NT	NT	NT	NT
Barium	4	NT	NT	NT	0.172	0.033	0.033	<0.2	NT	NT	NT	NT	NT	NT	NT	NT	NT	NT	NT	NT	NT	NT
Cadmium	0.01	NT	NT	NT	0.0018	<0.001	<0.001	<0.004	NT	NT	NT	NT	NT	NT	NT	NT	NT	NT	NT	NT	NT	NT
Chromium	0.1	NT	NT	NT	<0.005	<0.005	<0.005	<0.01	NT	NT	NT	NT	NT	NT	NT	NT	NT	NT	NT	NT	NT	NT
Mercury	0.006	NT	NT	NT	<0.0002	<0.0002	<0.0002	<0.0002	NT	NT	NT	NT	NT	NT	NT	NT	NT	NT	NT	NT	NT	NT
Lead	0.015	NT	NT	NT	<0.005	<0.005	<0.005	<0.01	NT	NT	NT	NT	NT	NT	NT	NT	NT	NT	NT	NT	NT	NT
Selenium	0.1	NT	NT	NT	<0.005	<0.005	<0.005	<0.01	NT	NT	NT	NT	NT	NT	NT	NT	NT	NT	NT	NT	NT	NT

Notes:
mg/l = milligrams per liter
BRL - Below reporting limit
NS - Not Sampled
NT - Not Tested
*The higher of the Type 1 or Type 2 Risk Reduction Standards (RRS)
Values shaded in green exceed residential RRS

Table 4 - Cumulative Summary of Groundwater Data

Location ID:	Residential Risk Reduction Standard*	TMW-2	TMW-2	TMW-2	TMW-2	TMW-2	TMW-2	TMW-2	TMW-2	TMW-2	TMW-2	TMW-2	TMW-2	TMW-2	TMW-2A	TMW-2A	TMW-2A	TMW-2A	TMW-2A	TMW-2A	TMW-2A
Sample Date:		Jun-13	Jul-13	Jul-13	Nov-13	Nov-13	Mar-14	Mar-14	Jun-14	Jun-14	Sep-14	Sep-14	Jul-17	Oct-17	Jun-09	Sep-09	Dec-09	Mar-10	Jun-10	Feb-13	May-13
Sampled By:		AMEC	AMEC	AMEC	AMEC	AMEC	AMEC	AMEC	AMEC	AMEC	AMEC	AMEC	AMEC	AMEC	AMEC	AMEC	AMEC	AMEC	AMEC	AMEC	AMEC
Sample Type:		Duplicate	Initial	Duplicate	Initial	Duplicate	Initial	Duplicate	Initial	Duplicate	Initial	Duplicate	Initial	Initial	Initial	Initial	Initial	Initial	Initial	Initial	Initial
Semi-Volatile Organic Compounds, mg/l		NA	NT	NT	NT	NT	NT	NT	NT	NT	NT	NT	NT	NT	BRL	BRL	BRL	BRL	NT	NT	NT
Volatile Organic Compounds, mg/L																					
1,1- Dichloroethane	4	<0.001	<0.001	<0.001	<0.001	<0.001	<0.001	<0.001	<0.001	<0.001	<0.001	<0.001	<0.001	<0.001	<0.001	<0.001	<0.001	<0.001	<0.001	<0.001	<0.001
1,1,1-Trichloroethane	0.2	<0.001	<0.001	<0.001	<0.001	<0.001	<0.001	<0.001	<0.001	<0.001	<0.001	<0.001	<0.001	<0.001	<0.001	<0.001	<0.001	<0.001	<0.001	<0.001	<0.001
Acetone	4	<0.05	<0.05	<0.05	<0.05	<0.05	<0.05	<0.05	<0.05	<0.05	<0.05	<0.05	<0.05	<0.05	<0.05	<0.05	<0.05	<0.05	<0.05	<0.05	<0.05
Benzene	0.02	<0.001	<0.001	<0.001	<0.001	<0.001	<0.001	<0.001	<0.001	<0.001	<0.001	<0.001	<0.001	<0.001	<0.001	<0.001	<0.001	<0.001	<0.001	<0.001	<0.001
Bromodichloromethane	1.18	<0.001	<0.001	<0.001	<0.001	<0.001	<0.001	<0.001	<0.001	<0.001	<0.001	<0.001	<0.001	<0.001	<0.001	<0.001	<0.001	<0.001	<0.001	<0.001	<0.001
Chloroform	0.08	<0.001	<0.001	<0.001	<0.001	<0.001	<0.001	<0.001	<0.001	<0.001	<0.001	<0.001	<0.001	<0.001	<0.001	<0.001	<0.001	<0.001	<0.001	0.0015	<0.001
cis-1,2-Dichloroethene	0.07	<0.001	<0.001	<0.001	<0.001	<0.001	<0.001	<0.001	<0.001	<0.001	<0.001	<0.001	<0.001	<0.001	<0.001	<0.001	<0.001	<0.001	<0.001	<0.001	<0.001
Ethylbenzene	0.7	<0.001	<0.001	<0.001	<0.001	<0.001	<0.001	<0.001	<0.001	<0.001	<0.001	<0.001	<0.001	<0.001	<0.001	<0.001	<0.001	<0.001	<0.001	<0.001	<0.001
Tetrachloroethene	0.02	0.0085	0.0164	0.0185	0.0171	0.0175	0.0128	0.014	0.0108	0.0112	0.0052	0.0055	<0.001	<0.001	0.0694	0.0506	0.0504	0.0459	0.0439	0.0173	0.0052
Toluene	1	<0.001	<0.001	<0.001	<0.001	<0.001	<0.001	<0.001	<0.001	<0.001	<0.001	<0.001	<0.001	<0.001	<0.001	<0.001	<0.001	<0.001	<0.001	<0.001	<0.001
Trichloroethene	0.005	<0.001	<0.001	<0.001	0.0013	0.0014	0.0011	0.0011	0.0011	0.0013	<0.001	<0.001	<0.001	<0.001	0.0049	0.004	0.0038	0.0033	0.0043	0.0015	<0.001
Vinyl Chloride	0.002	<0.001	<0.001	<0.001	<0.001	<0.001	<0.001	<0.001	<0.001	<0.001	<0.001	<0.001	<0.001	<0.001	<0.001	<0.001	<0.001	<0.001	<0.001	<0.001	<0.001
Xylenes, Total	10	<0.001	<0.001	<0.001	<0.001	<0.001	<0.001	<0.001	<0.001	<0.001	<0.001	<0.001	<0.001	<0.001	<0.001	<0.001	<0.001	<0.001	<0.001	<0.001	<0.001
RCRA Metals, mg/L																					
Arsenic	0.01	NT	NT	NT	NT	NT	NT	NT	NT	NT	NT	NT	NT	NT	NT	NT	NT	NT	NT	NT	NT
Barium	4	NT	NT	NT	NT	NT	NT	NT	NT	NT	NT	NT	NT	NT	NT	NT	NT	NT	NT	NT	NT
Cadmium	0.01	NT	NT	NT	NT	NT	NT	NT	NT	NT	NT	NT	NT	NT	NT	NT	NT	NT	NT	NT	NT
Chromium	0.1	NT	NT	NT	NT	NT	NT	NT	NT	NT	NT	NT	NT	NT	NT	NT	NT	NT	NT	NT	NT
Mercury	0.006	NT	NT	NT	NT	NT	NT	NT	NT	NT	NT	NT	NT	NT	NT	NT	NT	NT	NT	NT	NT
Lead	0.015	NT	NT	NT	NT	NT	NT	NT	NT	NT	NT	NT	NT	NT	NT	NT	NT	NT	NT	NT	NT
Selenium	0.1	NT	NT	NT	NT	NT	NT	NT	NT	NT	NT	NT	NT	NT	NT	NT	NT	NT	NT	NT	NT

Notes:
mg/l = milligrams per liter
BRL - Below reporting limit
NS - Not Sampled
NT - Not Tested
*The higher of the Type 1 or Type 2 Risk Reduction Standards (RRS)
Values shaded in green exceed residential RRS

Table 4 - Cumulative Summary of Groundwater Data

Location ID: Sample Date: Sampled By: Sample Type:	Residential Risk Reduction Standard*	TMW-2A May-13 AMEC Initial	TMW-2A May-13 AMEC Duplicate	TMW-2A Jun-13 AMEC Initial	TMW-2A Jul-13 AMEC Initial	TMW-2A Nov-13 AMEC Initial	TMW-2A Mar-14 AMEC Initial	TMW-2A Jun-14 AMEC Initial	TMW-2A Sep-14 AMEC Initial	TMW-2A Jul-17 AMEC Initial	TMW-2A Jul-17 AMEC Initial	TMW-3 Aug-02 AMEC Initial	TMW-3 Nov-02 AMEC Initial	TMW-3 Jun-03 AMEC Initial	TMW-3 Jun-07 AMEC Initial	TMW-3 Feb-08 AMEC Initial	TMW-3 Jun-09 AMEC Initial	TMW-3 Sep-09 AMEC Initial	TMW-3 Dec-09 AMEC Initial	TMW-3 Mar-10 AMEC Initial	TMW-3 Jun-10 AMEC Initial
Semi-Volatile Organic Compounds, mg/l		NA	NT	NT	NT	NT	NT	NT	NT	NT	NT	BRL	BRL	BRL	BRL	NT	NS	NS	NS	NS	NS
Volatile Organic Compounds, mg/L																					
1,1- Dichloroethane	4	<0.001	<0.001	<0.001	<0.001	<0.001	<0.001	<0.001	<0.001	<0.001	<0.001	<0.001	<0.001	<0.001	<0.001	<0.001	NS	NS	NS	NS	NS
1,1,1-Trichloroethane	0.2	<0.001	<0.001	<0.001	<0.001	<0.001	<0.001	<0.001	<0.001	<0.001	<0.001	<0.001	<0.001	<0.001	<0.001	<0.001	NS	NS	NS	NS	NS
Acetone	4	<0.05	<0.05	<0.05	<0.05	<0.05	<0.05	<0.05	<0.05	<0.05	<0.05	<0.05	<0.05	<0.025	<0.05	<0.05	NS	NS	NS	NS	NS
Benzene	0.02	<0.001	<0.001	<0.001	<0.001	<0.001	<0.001	<0.001	<0.001	<0.001	<0.001	<0.001	<0.001	<0.001	<0.001	<0.001	NS	NS	NS	NS	NS
Bromodichloromethane	1.18	<0.001	<0.001	<0.001	<0.001	<0.001	<0.001	<0.001	<0.001	<0.001	<0.001	<0.001	<0.001	<0.001	<0.001	<0.001	NS	NS	NS	NS	NS
Chloroform	0.08	<0.001	<0.001	<0.001	<0.001	<0.001	<0.001	<0.001	<0.001	<0.001	<0.001	<0.001	<0.001	<0.001	<0.001	<0.001	NS	NS	NS	NS	NS
cis-1,2-Dichloroethene	0.07	<0.001	<0.001	<0.001	<0.001	<0.001	<0.001	<0.001	<0.001	0.0014	<0.001	<0.001	<0.001	<0.001	<0.001	<0.001	NS	NS	NS	NS	NS
Ethylbenzene	0.7	<0.001	<0.001	<0.001	<0.001	<0.001	<0.001	<0.001	<0.001	<0.001	<0.001	<0.001	<0.001	<0.001	<0.001	<0.001	NS	NS	NS	NS	NS
Tetrachloroethene	0.02	0.0088	0.0088	0.0108	0.01	0.0065	0.0062	0.0053	0.0053	0.023	0.0174	<0.001	<0.001	<0.001	<0.001	<0.001	NS	NS	NS	NS	NS
Toluene	1	<0.001	<0.001	<0.001	<0.001	<0.001	<0.001	<0.001	<0.001	<0.001	<0.001	<0.001	<0.001	<0.001	<0.001	<0.001	NS	NS	NS	NS	NS
Trichloroethene	0.005	<0.001	<0.001	<0.001	<0.001	<0.001	<0.001	<0.001	<0.001	0.0031	0.002	<0.001	<0.001	<0.001	<0.001	<0.001	NS	NS	NS	NS	NS
Vinyl Chloride	0.002	<0.001	<0.001	<0.001	<0.001	<0.001	<0.001	<0.001	<0.001	<0.001	<0.001	<0.001	<0.001	<0.001	<0.001	<0.001	NS	NS	NS	NS	NS
Xylenes, Total	10	<0.001	<0.001	<0.001	<0.001	<0.001	<0.001	<0.001	<0.001	<0.001	<0.001	<0.001	<0.001	<0.001	<0.001	<0.001	NS	NS	NS	NS	NS
RCRA Metals, mg/L																					
Arsenic	0.01	NT	NT	NT	NT	NT	NT	NT	NT	NT	NT	<0.005	<0.005	<0.005	<0.01	NT	NS	NS	NS	NS	NS
Barium	4	NT	NT	NT	NT	NT	NT	NT	NT	NT	NT	0.057	0.06	0.056	<0.2	NT	NS	NS	NS	NS	NS
Cadmium	0.01	NT	NT	NT	NT	NT	NT	NT	NT	NT	NT	<0.001	<0.001	<0.001	<0.004	NT	NS	NS	NS	NS	NS
Chromium	0.1	NT	NT	NT	NT	NT	NT	NT	NT	NT	NT	<0.005	<0.005	<0.005	<0.01	NT	NS	NS	NS	NS	NS
Mercury	0.006	NT	NT	NT	NT	NT	NT	NT	NT	NT	NT	<0.0002	<0.0002	<0.0002	<0.0002	NT	NS	NS	NS	NS	NS
Lead	0.015	NT	NT	NT	NT	NT	NT	NT	NT	NT	NT	<0.005	<0.005	<0.005	<0.01	NT	NS	NS	NS	NS	NS
Selenium	0.1	NT	NT	NT	NT	NT	NT	NT	NT	NT	NT	<0.005	<0.005	<0.005	<0.01	NT	NS	NS	NS	NS	NS

Notes:
mg/l = milligrams per liter
BRL - Below reporting limit
NS - Not Sampled
NT - Not Tested
*The higher of the Type 1 or Type 2 Risk Reduction Standards (RRS)
Values shaded in green exceed residential RRS

Table 4 - Cumulative Summary of Groundwater Data

Location ID: Sample Date: Sampled By: Sample Type:	Residential Risk Reduction Standard*	TMW-3 Feb-13 AMEC Initial	TMW-3 May-13 AMEC Initial	TMW-3 May-13 AMEC Initial	TMW-3 Jun-13 AMEC Initial	TMW-3 Jul-13 AMEC Initial	TMW-3 Nov-13 AMEC Initial	TMW-3 Mar-14 AMEC Initial	TMW-3 Jun-14 AMEC Initial	TMW-3 Sep-14 AMEC Initial	TMW-3 Jul-17 AMEC Initial	TMW-3 Oct-17 AMEC Initial	TMW-4 Aug-02 AMEC Initial	TMW-4 Nov-02 AMEC Initial	TMW-4 Jun-03 AMEC Initial	TMW-4 Jun-07 AMEC Initial	TMW-4 Feb-08 AMEC Initial	TMW-4 Jun-09 AMEC Initial	TMW-4 Sep-09 AMEC Initial	TMW-4 Dec-09 AMEC Initial	TMW-4 Mar-10 AMEC Initial	
Semi-Volatile Organic Compounds, mg/l		NA	NS	NS	NS	NS	NS	NS	NS	NS	NS	NT	NT	BRL	BRL	BRL	BRL	NS	NS	NS	NS	NS
Volatile Organic Compounds, mg/L																						
1,1- Dichloroethane	4	NS	NS	NS	NS	NS	NS	NS	NS	NS	<0.001	<0.001	<0.001	<0.001	<0.001	<0.001	NS	<0.001	<0.001	<0.001	<0.001	
1,1,1-Trichloroethane	0.2	NS	NS	NS	NS	NS	NS	NS	NS	NS	<0.001	<0.001	<0.001	<0.001	<0.001	<0.001	NS	<0.001	<0.001	<0.001	<0.001	
Acetone	4	NS	NS	NS	NS	NS	NS	NS	NS	NS	<0.05	<0.05	<0.05	<0.05	<0.025	<0.05	NS	<0.05	<0.05	<0.05	<0.05	
Benzene	0.02	NS	NS	NS	NS	NS	NS	NS	NS	NS	<0.001	<0.001	<0.001	<0.001	<0.001	<0.001	NS	<0.001	<0.001	<0.001	<0.001	
Bromodichloromethane	1.18	NS	NS	NS	NS	NS	NS	NS	NS	NS	<0.001	<0.001	<0.001	<0.001	<0.001	<0.001	NS	<0.001	<0.001	<0.001	<0.001	
Chloroform	0.08	NS	NS	NS	NS	NS	NS	NS	NS	NS	<0.001	<0.001	<0.001	<0.001	<0.001	<0.001	NS	<0.001	<0.001	<0.001	<0.001	
cis-1,2-Dichloroethene	0.07	NS	NS	NS	NS	NS	NS	NS	NS	NS	<0.001	<0.001	<0.001	<0.001	<0.001	<0.001	NS	<0.001	<0.001	<0.001	<0.001	
Ethylbenzene	0.7	NS	NS	NS	NS	NS	NS	NS	NS	NS	<0.001	<0.001	<0.001	<0.001	<0.001	<0.001	NS	<0.001	<0.001	<0.001	<0.001	
Tetrachloroethene	0.02	NS	NS	NS	NS	NS	NS	NS	NS	NS	<0.001	<0.001	0.0011	0.0021	<0.001	0.0025	NS	<0.001	<0.001	<0.001	<0.001	
Toluene	1	NS	NS	NS	NS	NS	NS	NS	NS	NS	<0.001	<0.001	<0.001	<0.001	<0.001	<0.001	NS	<0.001	<0.001	<0.001	<0.001	
Trichloroethene	0.005	NS	NS	NS	NS	NS	NS	NS	NS	NS	<0.001	<0.001	<0.001	<0.001	<0.001	<0.001	NS	<0.001	<0.001	<0.001	<0.001	
Vinyl Chloride	0.002	NS	NS	NS	NS	NS	NS	NS	NS	NS	<0.001	<0.001	<0.001	<0.001	<0.001	<0.001	NS	<0.001	<0.001	<0.001	<0.001	
Xylenes, Total	10	NS	NS	NS	NS	NS	NS	NS	NS	NS	<0.001	<0.001	<0.001	<0.001	<0.001	<0.001	NS	<0.001	<0.001	<0.001	<0.001	
RCRA Metals, mg/L																						
Arsenic	0.01	NS	NS	NS	NS	NS	NS	NS	NS	NS	NT	NT	0.006	<0.005	<0.005	<0.01	NS	NT	NT	NT	NT	
Barium	4	NS	NS	NS	NS	NS	NS	NS	NS	NS	NT	NT	0.036	0.362	0.284	0.453	NS	NT	NT	NT	NT	
Cadmium	0.01	NS	NS	NS	NS	NS	NS	NS	NS	NS	NT	NT	<0.001	<0.001	<0.001	<0.004	NS	NT	NT	NT	NT	
Chromium	0.1	NS	NS	NS	NS	NS	NS	NS	NS	NS	NT	NT	<0.005	<0.005	<0.005	<0.005	NS	NT	NT	NT	NT	
Mercury	0.006	NS	NS	NS	NS	NS	NS	NS	NS	NS	NT	NT	0.00054	0.00055	0.00031	0.00037	NS	NT	NT	NT	NT	
Lead	0.015	NS	NS	NS	NS	NS	NS	NS	NS	NS	NT	NT	<0.005	<0.005	<0.005	<0.005	NS	NT	NT	NT	NT	
Selenium	0.1	NS	NS	NS	NS	NS	NS	NS	NS	NS	NT	NT	<0.005	<0.005	0.007	<0.01	NS	NT	NT	NT	NT	

Notes:
mg/l = milligrams per liter
BRL - Below reporting limit
NS - Not Sampled
NT - Not Tested
*The higher of the Type 1 or Type 2 Risk Reduction Standards (RRS)
Values shaded in green exceed residential RRS

Table 4 - Cumulative Summary of Groundwater Data

Location ID: Sample Date: Sampled By: Sample Type:	Residential Risk Reduction Standard*	TMW-4 Jun-10 AMEC Initial	TMW-4 Feb-13 AMEC Initial	TMW-4 May-13 AMEC Initial	TMW-4 May-13 AMEC Initial	TMW-4 Jun-13 AMEC Initial	TMW-4 Jul-13 AMEC Initial	TMW-4 Nov-13 AMEC Initial	TMW-4 Mar-14 AMEC Initial	TMW-4 Jun-14 AMEC Initial	TMW-4 Sep-14 AMEC Initial	TMW-4 Jul-17 AMEC Initial	TMW-4 Jul-17 AMEC Duplicate	TMW-4 Oct-17 AMEC Initial	TMW-5 Aug-02 AMEC Initial	TMW-5 Nov-02 AMEC Initial	TMW-5 Jun-03 AMEC Initial	TMW-5 Jun-07 AMEC Initial	TMW-5 Feb-08 AMEC Initial	TMW-5 Jun-09 AMEC Initial	TMW-5 Sep-09 AMEC Initial	
Semi-Volatile Organic Compounds, mg/l	NA	NS	NS	NS	NS	NS	NS	NS	NS	NS	NS	NS	NT	NT	NT	BRL	BRL	BRL	BRL	NS	BRL	
Volatile Organic Compounds, mg/L																						
1,1-Dichloroethane	4	<0.001	NS	NS	NS	NS	NS	NS	NS	NS	NS	<0.001	<0.001	<0.001	<0.001	<0.001	<0.001	<0.001	<0.001	<0.001	NS	<0.001
1,1,1-Trichloroethane	0.2	<0.001	NS	NS	NS	NS	NS	NS	NS	NS	NS	<0.001	<0.001	<0.001	<0.001	<0.001	<0.001	<0.001	<0.001	<0.001	NS	<0.001
Acetone	4	<0.05	NS	NS	NS	NS	NS	NS	NS	NS	NS	<0.05	<0.05	<0.05	<0.05	<0.05	<0.025	<0.05	<0.05	<0.05	NS	<0.05
Benzene	0.02	<0.001	NS	NS	NS	NS	NS	NS	NS	NS	NS	<0.001	<0.001	<0.001	<0.001	<0.001	<0.001	<0.001	<0.001	<0.001	NS	<0.001
Bromodichloromethane	1.18	<0.001	NS	NS	NS	NS	NS	NS	NS	NS	NS	<0.001	<0.001	<0.001	<0.001	<0.001	<0.001	<0.001	<0.001	<0.001	NS	<0.001
Chloroform	0.08	<0.001	NS	NS	NS	NS	NS	NS	NS	NS	NS	<0.001	<0.001	<0.001	<0.001	<0.001	<0.001	<0.001	<0.001	<0.001	NS	<0.001
cis-1,2-Dichloroethene	0.07	<0.001	NS	NS	NS	NS	NS	NS	NS	NS	NS	<0.001	<0.001	<0.001	<0.001	<0.001	<0.001	<0.001	<0.001	<0.001	NS	<0.001
Ethylbenzene	0.7	<0.001	NS	NS	NS	NS	NS	NS	NS	NS	NS	<0.001	<0.001	<0.001	<0.001	<0.001	<0.001	<0.001	<0.001	<0.001	NS	<0.001
Tetrachloroethene	0.02	<0.001	NS	NS	NS	NS	NS	NS	NS	NS	NS	0.0023	0.0022	0.0017	<0.001	<0.001	<0.001	<0.001	<0.001	<0.001	NS	<0.001
Toluene	1	<0.001	NS	NS	NS	NS	NS	NS	NS	NS	NS	<0.001	<0.001	<0.001	<0.001	<0.001	<0.001	<0.001	<0.001	<0.001	NS	<0.001
Trichloroethene	0.005	<0.001	NS	NS	NS	NS	NS	NS	NS	NS	NS	<0.001	<0.001	<0.001	<0.001	<0.001	<0.001	<0.001	<0.001	<0.001	NS	<0.001
Vinyl Chloride	0.002	<0.001	NS	NS	NS	NS	NS	NS	NS	NS	NS	<0.001	<0.001	<0.001	<0.001	<0.001	<0.001	<0.001	<0.001	<0.001	NS	<0.001
Xylenes, Total	10	<0.001	NS	NS	NS	NS	NS	NS	NS	NS	NS	<0.001	<0.001	<0.001	<0.001	<0.001	<0.001	<0.001	<0.001	<0.001	NS	<0.001
RCRA Metals, mg/L																						
Arsenic	0.01	NT	NS	NS	NS	NS	NS	NS	NS	NS	NS	NT	NT	NT	<0.005	<0.005	<0.005	<0.01	NS	NS	NS	NS
Barium	4	NT	NS	NS	NS	NS	NS	NS	NS	NS	NS	NT	NT	NT	0.072	0.072	0.061	<0.2	NS	NS	NS	NS
Cadmium	0.01	NT	NS	NS	NS	NS	NS	NS	NS	NS	NS	NT	NT	NT	<0.001	<0.001	<0.001	<0.004	NS	NS	NS	NS
Chromium	0.1	NT	NS	NS	NS	NS	NS	NS	NS	NS	NS	NT	NT	NT	<0.005	<0.005	<0.005	<0.01	NS	NS	NS	NS
Mercury	0.006	NT	NS	NS	NS	NS	NS	NS	NS	NS	NS	NT	NT	NT	<0.0002	<0.0002	<0.0002	<0.0002	NS	NS	NS	NS
Lead	0.015	NT	NS	NS	NS	NS	NS	NS	NS	NS	NS	NT	NT	NT	<0.003	<0.003	<0.03	<0.005	NS	NS	NS	NS
Selenium	0.1	NT	NS	NS	NS	NS	NS	NS	NS	NS	NS	NT	NT	NT	<0.005	<0.005	<0.005	<0.01	NS	NS	NS	NS

Notes:
mg/l = milligrams per liter
BRL - Below reporting limit
NS - Not Sampled
NT - Not Tested
*The higher of the Type 1 or Type 2 Risk Reduction Standards (RRS)
Values shaded in green exceed residential RRS

Table 4 - Cumulative Summary of Groundwater Data

Location ID: Sample Date: Sampled By: Sample Type:	Residential Risk Reduction Standard*	TMW-5 Dec-09 AMEC Initial	TMW-5 Mar-10 AMEC Initial	TMW-5 Jun-10 AMEC Initial	TMW-5 Feb-13 AMEC Initial	TMW-5 May-13 AMEC Initial	TMW-5 May-13 AMEC Initial	TMW-5 Jun-13 AMEC Initial	TMW-5 Jul-13 AMEC Initial	TMW-5 Nov-13 AMEC Initial	TMW-5 Mar-14 AMEC Initial	TMW-5 Mar-14 AMEC Duplicate	TMW-5 Jun-14 AMEC Initial	TMW-5 Jun-14 AMEC Duplicate	TMW-5 Sep-14 AMEC Initial	TMW-5 Jul-17 AMEC Initial	TMW-5 Oct-17 AMEC Initial	TMW-6 Aug-02 AMEC Initial	TMW-6 Nov-02 AMEC Initial	TMW-6 Jun-03 AMEC Initial	TMW-6 Jun-07 AMEC Initial
Semi-Volatile Organic Compounds, mg/l		NA	BRL	BRL	NT	NT	NT	NT	NT	NT	NT	NT	NT	NT	NT	NT	NT	BRL	BRL	BRL	BRL
Volatile Organic Compounds, mg/L																					
1,1- Dichloroethane	4	<0.001	<0.001	<0.001	<0.001	<0.001	<0.001	<0.001	<0.001	<0.001	<0.001	<0.001	<0.001	<0.001	<0.001	<0.001	<0.001	<0.001	<0.001	<0.001	<0.001
1,1,1-Trichloroethane	0.2	<0.001	<0.001	<0.001	<0.001	<0.001	<0.001	<0.001	<0.001	<0.001	<0.001	<0.001	<0.001	<0.001	<0.001	<0.001	<0.001	0.0014	<0.001	<0.001	<0.001
Acetone	4	<0.05	<0.05	<0.05	<0.05	<0.05	<0.05	<0.05	<0.05	<0.05	<0.05	<0.05	<0.05	<0.05	<0.05	<0.05	<0.05	<0.05	<0.05	<0.025	<0.05
Benzene	0.02	<0.001	<0.001	<0.001	<0.001	<0.001	<0.001	<0.001	<0.001	<0.001	<0.001	<0.001	<0.001	<0.001	<0.001	<0.001	<0.001	<0.001	<0.001	<0.001	<0.001
Bromodichloromethane	1.18	<0.001	<0.001	<0.001	<0.001	<0.001	<0.001	<0.001	<0.001	<0.001	<0.001	<0.001	<0.001	<0.001	<0.001	<0.001	<0.001	0.0015	<0.001	<0.001	<0.001
Chloroform	0.08	<0.001	<0.001	<0.001	<0.001	<0.001	<0.001	<0.001	<0.001	<0.001	<0.001	<0.001	<0.001	<0.001	<0.001	<0.001	<0.001	0.0046	0.0038	0.0024	<0.001
cis-1,2-Dichloroethene	0.07	<0.001	<0.001	<0.001	<0.001	<0.001	<0.001	<0.001	<0.001	<0.001	<0.001	<0.001	<0.001	<0.001	<0.001	<0.001	<0.001	<0.001	<0.001	<0.001	<0.001
Ethylbenzene	0.7	<0.001	<0.001	<0.001	<0.001	<0.001	<0.001	<0.001	<0.001	<0.001	<0.001	<0.001	<0.001	<0.001	<0.001	<0.001	<0.001	<0.001	<0.001	<0.001	<0.001
Tetrachloroethene	0.02	<0.001	<0.001	<0.001	<0.001	<0.001	<0.001	<0.001	<0.001	<0.001	<0.001	<0.001	<0.001	<0.001	<0.001	<0.001	<0.001	<0.001	<0.001	<0.001	<0.001
Toluene	1	<0.001	<0.001	<0.001	<0.001	<0.001	<0.001	<0.001	<0.001	<0.001	<0.001	<0.001	<0.001	<0.001	<0.001	<0.001	<0.001	<0.001	<0.001	<0.001	<0.001
Trichloroethene	0.005	<0.001	<0.001	<0.001	<0.001	<0.001	<0.001	<0.001	<0.001	<0.001	<0.001	<0.001	<0.001	<0.001	<0.001	<0.001	<0.001	<0.001	<0.001	<0.001	<0.001
Vinyl Chloride	0.002	<0.001	<0.001	<0.001	<0.001	<0.001	<0.001	<0.001	<0.001	<0.001	<0.001	<0.001	<0.001	<0.001	<0.001	<0.001	<0.001	<0.001	<0.001	<0.001	<0.001
Xylenes, Total	10	<0.001	<0.001	<0.001	<0.001	<0.001	<0.001	<0.001	<0.001	<0.001	<0.001	<0.001	<0.001	<0.001	<0.001	<0.001	<0.001	<0.001	<0.001	<0.001	<0.001
RCRA Metals, mg/L																					
Arsenic	0.01	NS	NS	NS	NS	NS	NS	NS	NS	NS	NS	NS	NS	NS	NS	NS	NS	<0.005	<0.005	<0.005	<0.01
Barium	4	NS	NS	NS	NS	NS	NS	NS	NS	NS	NS	NS	NS	NS	NS	NS	NS	0.423	0.23	0.218	<0.2
Cadmium	0.01	NS	NS	NS	NS	NS	NS	NS	NS	NS	NS	NS	NS	NS	NS	NS	NS	<0.001	<0.001	<0.001	<0.004
Chromium	0.1	NS	NS	NS	NS	NS	NS	NS	NS	NS	NS	NS	NS	NS	NS	NS	NS	<0.005	<0.005	<0.005	<0.01
Mercury	0.006	NS	NS	NS	NS	NS	NS	NS	NS	NS	NS	NS	NS	NS	NS	NS	NS	0.00225	0.00102	0.00161	0.0011
Lead	0.015	NS	NS	NS	NS	NS	NS	NS	NS	NS	NS	NS	NS	NS	NS	NS	NS	<0.003	<0.003	<0.003	<0.005
Selenium	0.1	NS	NS	NS	NS	NS	NS	NS	NS	NS	NS	NS	NS	NS	NS	NS	NS	<0.005	<0.005	<0.005	<0.01

Notes:
mg/l = milligrams per liter
BRL - Below reporting limit
NS - Not Sampled
NT - Not Tested
*The higher of the Type 1 or Type 2 Risk Reduction Standards (RRS)
Values shaded in green exceed residential RRS

Table 4 - Cumulative Summary of Groundwater Data

Location ID: Sample Date: Sampled By: Sample Type:	Residential Risk Reduction Standard*	TMW-6 Feb-08 AMEC Initial	TMW-6 Jun-09 AMEC Initial	TMW-6 Sep-09 AMEC Initial	TMW-6 Dec-09 AMEC Initial	TMW-6 Mar-10 AMEC Initial	TMW-6 Jun-10 AMEC Initial	TMW-6 Feb-13 AMEC Initial	TMW-6 May-13 AMEC Initial	TMW-6 May-13 AMEC Initial	TMW-6 Jun-13 AMEC Initial	TMW-6 Jul-13 AMEC Initial	TMW-6 Nov-13 AMEC Initial	TMW-6 Mar-14 AMEC Initial	TMW-6 Mar-14 AMEC Duplicate	TMW-6 Jun-14 AMEC Initial	TMW-6 Jun-14 AMEC Duplicate	TMW-6 Sep-14 AMEC Initial	TMW-6 Jul-17 AMEC Initial	TMW-6 Oct-17 AMEC Initial	TMW-7 Aug-02 AMEC Initial	
Semi-Volatile Organic Compounds, mg/l		NA	NT	NT	NT	NT	NT	NT	NS	NS	NS	NS	NS	NS	NS	NS	NS	NS	NS	NT	BRL	
Volatile Organic Compounds, mg/L																						
1,1- Dichloroethane	4	<0.001	<0.001	<0.001	<0.001	<0.001	<0.001	<0.001	NS	NS	NS	NS	NS	NS	NS	NS	NS	NS	NS	<0.001	<0.001	<0.001
1,1,1-Trichloroethane	0.2	<0.001	<0.001	<0.001	<0.001	<0.001	<0.001	<0.001	NS	NS	NS	NS	NS	NS	NS	NS	NS	NS	NS	<0.001	<0.001	<0.001
Acetone	4	<0.05	<0.05	<0.05	<0.05	<0.05	<0.05	<0.05	NS	NS	NS	NS	NS	NS	NS	NS	NS	NS	NS	<0.05	<0.05	<0.05
Benzene	0.02	<0.001	<0.001	<0.001	<0.001	<0.001	<0.001	<0.001	NS	NS	NS	NS	NS	NS	NS	NS	NS	NS	NS	<0.001	<0.001	<0.001
Bromodichloromethane	1.18	<0.001	<0.001	<0.001	<0.001	<0.001	<0.001	<0.001	NS	NS	NS	NS	NS	NS	NS	NS	NS	NS	NS	<0.001	<0.001	<0.001
Chloroform	0.08	<0.001	<0.001	<0.001	<0.001	<0.001	<0.001	<0.001	NS	NS	NS	NS	NS	NS	NS	NS	NS	NS	NS	<0.001	<0.001	<0.001
cis-1,2-Dichloroethene	0.07	<0.001	<0.001	<0.001	<0.001	<0.001	<0.001	<0.001	NS	NS	NS	NS	NS	NS	NS	NS	NS	NS	NS	<0.001	<0.001	<0.001
Ethylbenzene	0.7	<0.001	<0.001	<0.001	<0.001	<0.001	<0.001	<0.001	NS	NS	NS	NS	NS	NS	NS	NS	NS	NS	NS	<0.001	<0.001	0.0014
Tetrachloroethene	0.02	<0.001	<0.001	<0.001	<0.001	<0.001	<0.001	<0.001	NS	NS	NS	NS	NS	NS	NS	NS	NS	NS	NS	<0.001	<0.001	<0.001
Toluene	1	<0.001	<0.001	<0.001	<0.001	<0.001	<0.001	<0.001	NS	NS	NS	NS	NS	NS	NS	NS	NS	NS	NS	<0.001	<0.001	<0.001
Trichloroethene	0.005	<0.001	<0.001	<0.001	<0.001	<0.001	<0.001	<0.001	NS	NS	NS	NS	NS	NS	NS	NS	NS	NS	NS	<0.001	<0.001	<0.001
Vinyl Chloride	0.002	<0.001	<0.001	<0.001	<0.001	<0.001	<0.001	<0.001	NS	NS	NS	NS	NS	NS	NS	NS	NS	NS	NS	<0.001	<0.001	<0.001
Xylenes, Total	10	<0.001	<0.001	<0.001	<0.001	<0.001	<0.001	<0.001	NS	NS	NS	NS	NS	NS	NS	NS	NS	NS	NS	<0.001	<0.001	0.0149
RCRA Metals, mg/L																						
Arsenic	0.01	NT	NT	NT	NT	NT	NT	NT	NS	NS	NS	NS	NS	NS	NS	NS	NS	NS	NS	NT	NT	<0.005
Barium	4	NT	NT	NT	NT	NT	NT	NT	NS	NS	NS	NS	NS	NS	NS	NS	NS	NS	NS	NT	NT	0.186
Cadmium	0.01	NT	NT	NT	NT	NT	NT	NT	NS	NS	NS	NS	NS	NS	NS	NS	NS	NS	NS	NT	NT	<0.001
Chromium	0.1	NT	NT	NT	NT	NT	NT	NT	NS	NS	NS	NS	NS	NS	NS	NS	NS	NS	NS	NT	NT	<0.005
Mercury	0.006	NT	0.0016	NT	NT	NT	NT	NT	NS	NS	NS	NS	NS	NS	NS	NS	NS	NS	NS	NT	NT	<0.0002
Lead	0.015	NT	NT	NT	NT	NT	NT	NT	NS	NS	NS	NS	NS	NS	NS	NS	NS	NS	NS	NT	NT	<0.003
Selenium	0.1	NT	NT	NT	NT	NT	NT	NT	NS	NS	NS	NS	NS	NS	NS	NS	NS	NS	NS	NT	NT	<0.005

Notes:
mg/l = milligrams per liter
BRL - Below reporting limit
NS - Not Sampled
NT - Not Tested
*The higher of the Type 1 or Type 2 Risk Reduction Standards (RRS)
Values shaded in green exceed residential RRS

Table 4 - Cumulative Summary of Groundwater Data

Location ID: Sample Date: Sampled By: Sample Type:	Residential Risk Reduction Standard*	TMW-7 Nov-02 AMEC Initial	TMW-7 Jun-03 AMEC Initial	TMW-7 Jun-07 AMEC Initial	TMW-7 Feb-08 AMEC Initial	TMW-7 Jun-09 AMEC Initial	TMW-7 Jun-09 AMEC Duplicate	TMW-7 Sep-09 AMEC Initial	TMW-7 Dec-09 AMEC Initial	TMW-7 Mar-10 AMEC Initial	TMW-7 Jun-10 AMEC Initial	TMW-7 Feb-13 AMEC Initial	TMW-7 May-13 AMEC Initial	TMW-7 May-13 AMEC Initial	TMW-7 Jun-13 AMEC Initial	TMW-7 Jul-13 AMEC Initial	TMW-7 Nov-13 AMEC Initial	TMW-7 Mar-14 AMEC Initial	TMW-7 Jun-14 AMEC Initial	TMW-7 Sep-14 AMEC Initial	TMW-7 Jul-17 AMEC Initial
Semi-Volatile Organic Compounds, mg/l		NA	BRL	BRL	BRL	NT	NT	NT	NT	NT	NT	NT	NT	NT	NT	NT	NT	NT	NT	NT	NT
Volatile Organic Compounds, mg/L																					
1,1- Dichloroethane	4	<0.001	<0.001	<0.001	<0.001	<0.001	<0.001	<0.001	<0.001	<0.001	<0.001	<0.001	<0.001	<0.001	<0.001	<0.001	<0.001	<0.001	<0.001	<0.001	<0.001
1,1,1-Trichloroethane	0.2	<0.001	<0.001	<0.001	<0.001	<0.001	<0.001	<0.001	<0.001	<0.001	<0.001	<0.001	<0.001	<0.001	<0.001	<0.001	<0.001	<0.001	<0.001	<0.001	<0.001
Acetone	4	<0.05	<0.025	<0.05	<0.05	<0.05	<0.05	<0.05	<0.05	<0.05	<0.05	<0.05	<0.05	<0.05	<0.05	<0.05	<0.05	<0.05	<0.05	<0.05	<0.05
Benzene	0.02	<0.001	<0.001	<0.001	<0.001	<0.001	<0.001	<0.001	<0.001	<0.001	<0.001	<0.001	<0.001	<0.001	<0.001	<0.001	<0.001	<0.001	<0.001	<0.001	<0.001
Bromodichloromethane	1.18	<0.001	<0.001	<0.001	<0.001	<0.001	<0.001	<0.001	<0.001	<0.001	<0.001	<0.001	<0.001	<0.001	<0.001	<0.001	<0.001	<0.001	<0.001	<0.001	<0.001
Chloroform	0.08	<0.001	<0.001	<0.001	<0.001	<0.001	<0.001	<0.001	<0.001	<0.001	<0.001	<0.001	<0.001	<0.001	<0.001	<0.001	<0.001	<0.001	<0.001	<0.001	<0.001
cis-1,2-Dichloroethene	0.07	<0.001	<0.001	<0.001	<0.001	<0.001	<0.001	<0.001	<0.001	<0.001	<0.001	<0.001	<0.001	<0.001	<0.001	<0.001	<0.001	<0.001	<0.001	<0.001	<0.001
Ethylbenzene	0.7	<0.002	<0.001	<0.001	<0.001	<0.001	<0.001	<0.001	<0.001	<0.001	<0.001	<0.001	<0.001	<0.001	<0.001	<0.001	<0.001	<0.001	<0.001	<0.001	<0.001
Tetrachloroethene	0.02	<0.001	<0.001	0.0022	0.0022	0.0026	0.0026	0.002	0.0015	0.0014	0.0015	0.0034	0.0033	0.0035	0.0025	0.0025	0.0031	0.0021	0.0021	0.0021	<0.002
Toluene	1	<0.001	<0.001	<0.001	<0.001	<0.001	<0.001	<0.001	<0.001	<0.001	<0.001	<0.001	<0.001	<0.001	<0.001	<0.001	<0.001	<0.001	<0.001	<0.001	<0.001
Trichloroethene	0.005	<0.001	<0.001	<0.001	<0.001	<0.001	<0.001	<0.001	<0.001	<0.001	<0.001	<0.001	<0.001	<0.001	<0.001	<0.001	<0.001	<0.001	<0.001	<0.001	<0.001
Vinyl Chloride	0.002	<0.001	<0.001	<0.001	<0.001	<0.001	<0.001	<0.001	<0.001	<0.001	<0.001	<0.001	<0.001	<0.001	<0.001	<0.001	<0.001	<0.001	<0.001	<0.001	<0.001
Xylenes, Total	10	0.0131	<0.001	<0.001	<0.001	<0.001	<0.001	<0.001	<0.001	<0.001	<0.001	<0.001	<0.001	<0.001	<0.001	<0.001	<0.001	<0.001	<0.001	<0.001	<0.001
RCRA Metals, mg/L																					
Arsenic	0.01	<0.005	<0.005	<0.01	NT	NT	NT	NT	NT	NT	NT	NT	NT	NT	NT	NT	NT	NT	NT	NT	NT
Barium	4	0.182	0.163	<0.2	NT	NT	NT	NT	NT	NT	NT	NT	NT	NT	NT	NT	NT	NT	NT	NT	NT
Cadmium	0.01	<0.001	<0.001	<0.004	NT	NT	NT	NT	NT	NT	NT	NT	NT	NT	NT	NT	NT	NT	NT	NT	NT
Chromium	0.1	<0.005	<0.005	<0.01	NT	NT	NT	NT	NT	NT	NT	NT	NT	NT	NT	NT	NT	NT	NT	NT	NT
Mercury	0.006	<0.0002	<0.0002	<0.0002	NT	NT	NT	NT	NT	NT	NT	NT	NT	NT	NT	NT	NT	NT	NT	NT	NT
Lead	0.015	<0.003	<0.003	<0.005	NT	NT	NT	NT	NT	NT	NT	NT	NT	NT	NT	NT	NT	NT	NT	NT	NT
Selenium	0.1	<0.005	<0.005	<0.01	NT	NT	NT	NT	NT	NT	NT	NT	NT	NT	NT	NT	NT	NT	NT	NT	NT

Notes:
mg/l = milligrams per liter
BRL - Below reporting limit
NS - Not Sampled
NT - Not Tested
*The higher of the Type 1 or Type 2 Risk Reduction Standards (RRS)
Values shaded in green exceed residential RRS

Table 4 - Cumulative Summary of Groundwater Data

Location ID: Sample Date: Sampled By: Sample Type:	Residential Risk Reduction Standard*	TMW-7 Oct-17 AMEC Initial	TMW-8 Aug-02 AMEC Initial	TMW-8 Nov-02 AMEC Initial	TMW-8 Jun-03 AMEC Initial	TMW-8 Jun-07 AMEC Initial	TMW-8 Feb-08 AMEC Initial	TMW-8 Jun-09 AMEC Initial	TMW-8 Jun-09 AMEC Duplicate	TMW-8 Sep-09 AMEC Initial	TMW-8 Dec-09 AMEC Initial	TMW-8 Mar-10 AMEC Initial	TMW-8 Jun-10 AMEC Initial	TMW-8 Feb-13 AMEC Initial	TMW-8 May-13 AMEC Initial	TMW-8 May-13 AMEC Initial	TMW-8 Jun-13 AMEC Initial	TMW-8 Jul-13 AMEC Initial	TMW-8 Nov-13 AMEC Initial	TMW-8 Mar-14 AMEC Initial	TMW-8 Jun-14 AMEC Initial	
Semi-Volatile Organic Compounds, mg/l		NA	NT	BRL	BRL	BRL	BRL	NT	NT	NT	NT	NT	NT	NT	NA	NT	NT	NT	NT	NT	NT	NT
Volatile Organic Compounds, mg/L																						
1,1- Dichloroethane	4	<0.001	<0.001	<0.001	<0.001	<0.001	<0.001	<0.001	<0.001	<0.001	<0.001	<0.001	<0.001	NA	<0.001	<0.001	<0.001	<0.001	<0.001	<0.001	<0.001	<0.001
1,1,1-Trichloroethane	0.2	<0.001	<0.001	<0.001	<0.001	<0.001	<0.001	<0.001	<0.001	<0.001	<0.001	<0.001	<0.001	NA	<0.001	<0.001	<0.001	<0.001	<0.001	<0.001	<0.001	<0.001
Acetone	4	<0.05	<0.05	<0.05	<0.025	<0.05	<0.05	<0.05	<0.05	<0.05	<0.05	<0.05	<0.05	NA	<0.05	<0.05	<0.05	<0.05	<0.05	<0.05	<0.05	<0.05
Benzene	0.02	<0.001	<0.001	<0.001	<0.001	<0.001	<0.001	<0.001	<0.001	<0.001	<0.001	<0.001	<0.001	NA	<0.001	<0.001	<0.001	<0.001	<0.001	<0.001	<0.001	<0.001
Bromodichloromethane	1.18	<0.001	<0.001	<0.001	<0.001	<0.001	<0.001	<0.001	<0.001	<0.001	<0.001	<0.001	<0.001	NA	<0.001	<0.001	<0.001	<0.001	<0.001	<0.001	<0.001	<0.001
Chloroform	0.08	<0.001	0.0087	0.0046	0.0034	<0.001	<0.001	<0.001	<0.001	<0.001	<0.001	<0.001	<0.001	NA	<0.001	<0.001	<0.001	<0.001	0.0015	0.0018	0.002	
cis-1,2-Dichloroethene	0.07	<0.001	<0.001	<0.001	<0.001	<0.001	<0.001	<0.001	<0.001	<0.001	<0.001	<0.001	<0.001	NA	<0.001	<0.001	<0.001	<0.001	<0.001	<0.001	<0.001	<0.001
Ethylbenzene	0.7	<0.001	0.0014	<0.002	<0.001	<0.001	<0.001	<0.001	<0.001	<0.001	<0.001	<0.001	<0.001	NA	<0.001	<0.001	<0.001	<0.001	<0.001	<0.001	<0.001	<0.001
Tetrachloroethene	0.02	<0.002	<0.001	<0.001	<0.001	<0.001	<0.001	<0.001	<0.001	<0.001	<0.001	<0.001	<0.001	NA	<0.001	<0.001	<0.001	<0.001	<0.001	<0.001	<0.001	<0.001
Toluene	1	<0.001	<0.001	<0.001	<0.001	<0.001	<0.001	<0.001	<0.001	<0.001	<0.001	<0.001	<0.001	NA	<0.001	<0.001	<0.001	<0.001	<0.001	<0.001	<0.001	<0.001
Trichloroethene	0.005	<0.001	<0.001	<0.001	<0.001	<0.001	<0.001	<0.001	<0.001	<0.001	<0.001	<0.001	<0.001	NA	<0.001	<0.001	<0.001	<0.001	<0.001	<0.001	<0.001	<0.001
Vinyl Chloride	0.002	<0.001	<0.001	<0.001	<0.001	<0.001	<0.001	<0.001	<0.001	<0.001	<0.001	<0.001	<0.001	NA	<0.001	<0.001	<0.001	<0.001	<0.001	<0.001	<0.001	<0.001
Xylenes, Total	10	<0.001	0.0149	0.0131	<0.001	<0.001	<0.001	<0.001	<0.001	<0.001	<0.001	<0.001	<0.001	NA	<0.001	<0.001	<0.001	<0.001	<0.001	<0.001	<0.001	<0.001
RCRA Metals, mg/L																						
Arsenic	0.01	NT	<0.005	<0.005	<0.005	<0.01	NT	NT	NT	NT	NT	NT	NT	NA	NT	NT	NT	NT	NT	NT	NT	NT
Barium	4	NT	0.099	0.182	0.191	<0.2	NT	NT	NT	NT	NT	NT	NT	NA	NT	NT	NT	NT	NT	NT	NT	NT
Cadmium	0.01	NT	<0.001	<0.001	<0.001	<0.004	NT	NT	NT	NT	NT	NT	NT	NA	NT	NT	NT	NT	NT	NT	NT	NT
Chromium	0.1	NT	<0.005	<0.005	0.006	<0.01	NT	NT	NT	NT	NT	NT	NT	NA	NT	NT	NT	NT	NT	NT	NT	NT
Mercury	0.006	NT	<0.0002	<0.0002	<0.0002	<0.0002	NT	NT	NT	NT	NT	NT	NT	NA	NT	NT	NT	NT	NT	NT	NT	NT
Lead	0.015	NT	<0.003	<0.003	0.005	<0.005	NT	NT	NT	NT	NT	NT	NT	NA	NT	NT	NT	NT	NT	NT	NT	NT
Selenium	0.1	NT	<0.005	<0.005	<0.005	<0.01	NT	NT	NT	NT	NT	NT	NT	NA	NT	NT	NT	NT	NT	NT	NT	NT

Notes:
mg/l = milligrams per liter
BRL - Below reporting limit
NS - Not Sampled
NT - Not Tested
*The higher of the Type 1 or Type 2 Risk Reduction Standards (RRS)
Values shaded in green exceed residential RRS

Table 4 - Cumulative Summary of Groundwater Data

Location ID: Sample Date: Sampled By: Sample Type:	Residential Risk Reduction Standard*	TMW-8 Sep-14 Initial	TMW-8 Jul-17 Initial	TMW-8 Oct-17 Initial	TMW-9 Feb-08 Initial	TMW-9 Jun-09 Initial	TMW-9 Sep-09 Initial	TMW-9 Dec-09 Initial	TMW-9 Mar-10 Initial	TMW-9 Jun-10 Initial	TMW-9 Feb-13 Initial	TMW-9 May-13 Initial	TMW-9 May-13 Initial	TMW-9 Jun-13 Initial	TMW-9 Jul-13 Initial	TMW-9 Nov-13 Initial	TMW-9 Mar-14 Initial	TMW-9 Jun-14 Initial	TMW-9 Sep-14 Initial	TMW-9 Jul-17 Initial	TMW-9 Oct-17 Initial
Semi-Volatile Organic Compounds, mg/l		NA	NT	NT	NT	NT	NT	NT	NT	NT	NA	NT	NT	NT	NT	NT	NT	NT	NT	NT	NT
Volatile Organic Compounds, mg/L																					
1,1- Dichloroethane	4	<0.001	<0.001	<0.001	<0.001	<0.001	<0.001	<0.001	<0.001	<0.001	NA	<0.001	<0.001	<0.001	<0.001	<0.001	<0.001	<0.001	<0.001	<0.001	<0.001
1,1,1-Trichloroethane	0.2	<0.001	<0.001	<0.001	<0.001	<0.001	<0.001	<0.001	<0.001	<0.001	NA	<0.001	<0.001	<0.001	<0.001	<0.001	<0.001	<0.001	<0.001	<0.001	<0.001
Acetone	4	<0.05	<0.05	<0.05	<0.05	<0.05	<0.05	<0.05	<0.05	<0.05	NA	<0.05	<0.05	<0.05	<0.05	<0.05	<0.05	<0.05	<0.05	<0.05	<0.05
Benzene	0.02	<0.001	<0.001	<0.001	<0.001	<0.001	<0.001	<0.001	<0.001	<0.001	NA	<0.001	<0.001	<0.001	<0.001	<0.001	<0.001	<0.001	<0.001	<0.001	<0.001
Bromodichloromethane	1.18	<0.001	<0.001	<0.001	<0.001	<0.001	<0.001	<0.001	<0.001	<0.001	NA	<0.001	<0.001	<0.001	<0.001	<0.001	<0.001	<0.001	<0.001	<0.001	<0.001
Chloroform	0.08	0.0024	0.0078	0.0071	<0.001	<0.001	<0.001	<0.001	<0.001	<0.001	NA	<0.001	<0.001	<0.001	<0.001	<0.001	<0.001	<0.001	<0.001	<0.001	<0.001
cis-1,2-Dichloroethene	0.07	<0.001	<0.001	<0.001	<0.001	<0.001	<0.001	<0.001	<0.001	<0.001	NA	<0.001	<0.001	<0.001	<0.001	<0.001	<0.001	<0.001	<0.001	<0.001	<0.001
Ethylbenzene	0.7	<0.001	<0.001	<0.001	<0.001	<0.001	<0.001	<0.001	<0.001	<0.001	NA	<0.001	<0.001	<0.001	<0.001	<0.001	<0.001	<0.001	<0.001	<0.001	<0.001
Tetrachloroethene	0.02	<0.001	<0.001	<0.001	<0.001	<0.001	<0.001	<0.001	<0.001	<0.001	NA	<0.001	<0.001	<0.001	<0.001	<0.001	<0.001	<0.001	<0.001	<0.001	<0.001
Toluene	1	<0.001	<0.001	<0.001	<0.001	<0.001	<0.001	<0.001	<0.001	0.0012	NA	<0.001	<0.001	<0.001	<0.001	<0.001	<0.001	<0.001	<0.001	<0.001	<0.001
Trichloroethene	0.005	<0.001	<0.001	<0.001	<0.001	<0.001	<0.001	<0.001	<0.001	<0.001	NA	<0.001	<0.001	<0.001	<0.001	<0.001	<0.001	<0.001	<0.001	<0.001	<0.001
Vinyl Chloride	0.002	<0.001	<0.001	<0.001	<0.001	<0.001	<0.001	<0.001	<0.001	<0.001	NA	<0.001	<0.001	<0.001	<0.001	<0.001	<0.001	<0.001	<0.001	<0.001	<0.001
Xylenes, Total	10	<0.001	<0.001	<0.001	<0.001	<0.001	<0.001	<0.001	<0.001	<0.001	NA	<0.001	<0.001	<0.001	<0.001	<0.001	<0.001	<0.001	<0.001	<0.001	<0.001
RCRA Metals, mg/L																					
Arsenic	0.01	NT	NT	NT	NT	NT	NT	NT	NT	NT	NA	NT	NT	NT	NT	NT	NT	NT	NT	NT	NT
Barium	4	NT	NT	NT	NT	NT	NT	NT	NT	NT	NA	NT	NT	NT	NT	NT	NT	NT	NT	NT	NT
Cadmium	0.01	NT	NT	NT	NT	NT	NT	NT	NT	NT	NA	NT	NT	NT	NT	NT	NT	NT	NT	NT	NT
Chromium	0.1	NT	NT	NT	NT	NT	NT	NT	NT	NT	NA	NT	NT	NT	NT	NT	NT	NT	NT	NT	NT
Mercury	0.006	NT	NT	NT	NT	NT	NT	NT	NT	NT	NA	NT	NT	NT	NT	NT	NT	NT	NT	NT	NT
Lead	0.015	NT	NT	NT	NT	NT	NT	NT	NT	NT	NA	NT	NT	NT	NT	NT	NT	NT	NT	NT	NT
Selenium	0.1	NT	NT	NT	NT	NT	NT	NT	NT	NT	NA	NT	NT	NT	NT	NT	NT	NT	NT	NT	NT

Notes:
mg/l = milligrams per liter
BRL - Below reporting limit
NS - Not Sampled
NT - Not Tested
*The higher of the Type 1 or Type 2 Risk Reduction Standards (RRS)
Values shaded in green exceed residential RRS

Table 4 - Cumulative Summary of Groundwater Data

Location ID:	Residential Risk Reduction Standard*	TMW-10 Jun-09	TMW-10 Sep-09	TMW-10 Dec-09	TMW-10 Mar-10	TMW-10 Jun-10	TMW-10 Feb-13	TMW-10 May-13	TMW-10 May-13	TMW-10 Jun-13	TMW-10 Jul-13	TMW-10 Nov-13	TMW-10 Mar-14	TMW-10 Jun-14	TMW-10 Sep-14	TMW-10 Jul-17	TMW-10 Oct-17	TMW-11 Jun-09	TMW-11 Sep-09	TMW-11 Dec-09	TMW-11 Mar-10
Sample Date:	Sampled By:	AMEC	AMEC	AMEC	AMEC	AMEC	AMEC	AMEC	AMEC	AMEC	AMEC	AMEC	AMEC	AMEC	AMEC	AMEC	AMEC	AMEC	AMEC	AMEC	AMEC
Sample Type:		Initial	Initial	Initial	Initial	Initial	Initial	Initial	Initial	Initial	Initial	Initial	Initial	Initial	Initial	Initial	Initial	Initial	Initial	Initial	Initial
Semi-Volatile Organic Compounds, mg/l		NA	NT	NT	NT	NT	NT	NT	NT	NT	NT	NT	NT	NT	NT	NT	NT	NT	NT	NT	NT
Volatile Organic Compounds, mg/L																					
1,1- Dichloroethane	4	<0.001	<0.001	<0.001	<0.001	<0.001	<0.001	<0.001	<0.001	<0.001	<0.001	<0.001	<0.001	<0.001	<0.001	<0.001	<0.001	<0.001	<0.001	<0.001	<0.001
1,1,1-Trichloroethane	0.2	<0.001	<0.001	<0.001	<0.001	<0.001	<0.001	<0.001	<0.001	<0.001	<0.001	<0.001	<0.001	<0.001	<0.001	<0.001	<0.001	<0.001	<0.001	<0.001	<0.001
Acetone	4	<0.05	<0.05	<0.05	<0.05	<0.05	<0.05	<0.05	<0.05	<0.05	<0.05	<0.05	<0.05	<0.05	<0.05	<0.05	<0.05	<0.05	<0.05	<0.05	<0.05
Benzene	0.02	<0.001	<0.001	<0.001	<0.001	<0.001	<0.001	<0.001	<0.001	<0.001	<0.001	<0.001	<0.001	<0.001	<0.001	<0.001	<0.001	<0.001	<0.001	<0.001	<0.001
Bromodichloromethane	1.18	<0.001	<0.001	<0.001	<0.001	<0.001	<0.001	<0.001	<0.001	<0.001	<0.001	<0.001	<0.001	<0.001	<0.001	<0.001	<0.001	<0.001	<0.001	<0.001	<0.001
Chloroform	0.08	0.004	0.004	0.004	0.0043	0.004	0.0013	0.0014	0.001	0.0012	0.0012	0.0013	<0.001	<0.001	<0.001	<0.001	<0.001	<0.001	<0.001	0.001	<0.001
cis-1,2-Dichloroethene	0.07	<0.001	<0.001	<0.001	<0.001	<0.001	<0.001	<0.001	<0.001	<0.001	<0.001	<0.001	<0.001	<0.001	<0.001	<0.001	<0.001	<0.001	<0.001	<0.001	<0.001
Ethylbenzene	0.7	<0.001	<0.001	<0.001	<0.001	<0.001	<0.001	<0.001	<0.001	<0.001	<0.001	<0.001	<0.001	<0.001	<0.001	<0.001	<0.001	<0.001	<0.001	<0.001	<0.001
Tetrachloroethene	0.02	<0.001	<0.001	<0.001	<0.001	<0.001	0.001	<0.001	<0.001	<0.001	<0.001	<0.001	<0.001	<0.001	<0.001	<0.001	<0.001	0.0094	0.0101	0.0106	0.0059
Toluene	1	<0.001	<0.001	<0.001	<0.001	<0.001	<0.001	<0.001	<0.001	<0.001	<0.001	<0.001	<0.001	<0.001	<0.001	<0.001	<0.001	<0.001	<0.001	<0.001	<0.001
Trichloroethene	0.005	<0.001	<0.001	<0.001	<0.001	<0.001	<0.001	<0.001	<0.001	<0.001	<0.001	<0.001	<0.001	<0.001	<0.001	<0.001	<0.001	<0.001	<0.001	<0.001	<0.001
Vinyl Chloride	0.002	<0.001	<0.001	<0.001	<0.001	<0.001	<0.001	<0.001	<0.001	<0.001	<0.001	<0.001	<0.001	<0.001	<0.001	<0.001	<0.001	<0.001	<0.001	<0.001	<0.001
Xylenes, Total	10	<0.001	<0.001	<0.001	<0.001	<0.001	<0.001	<0.001	<0.001	<0.001	<0.001	<0.001	<0.001	<0.001	<0.001	<0.001	<0.001	<0.001	<0.001	<0.001	<0.001
RCRA Metals, mg/L																					
Arsenic	0.01	NT	NT	NT	NT	NT	NT	NT	NT	NT	NT	NT	NT	NT	NT	NT	NT	NT	NT	NT	NT
Barium	4	NT	NT	NT	NT	NT	NT	NT	NT	NT	NT	NT	NT	NT	NT	NT	NT	NT	NT	NT	NT
Cadmium	0.01	NT	NT	NT	NT	NT	NT	NT	NT	NT	NT	NT	NT	NT	NT	NT	NT	NT	NT	NT	NT
Chromium	0.1	NT	NT	NT	NT	NT	NT	NT	NT	NT	NT	NT	NT	NT	NT	NT	NT	NT	NT	NT	NT
Mercury	0.006	NT	NT	NT	NT	NT	NT	NT	NT	NT	NT	NT	NT	NT	NT	NT	NT	NT	NT	NT	NT
Lead	0.015	NT	NT	NT	NT	NT	NT	NT	NT	NT	NT	NT	NT	NT	NT	NT	NT	NT	NT	NT	NT
Selenium	0.1	NT	NT	NT	NT	NT	NT	NT	NT	NT	NT	NT	NT	NT	NT	NT	NT	NT	NT	NT	NT

Notes:
mg/l = milligrams per liter
BRL - Below reporting limit
NS - Not Sampled
NT - Not Tested
*The higher of the Type 1 or Type 2 Risk Reduction Standards (RRS)
Values shaded in green exceed residential RRS

Table 4 - Cumulative Summary of Groundwater Data

Location ID:	Residential Risk Reduction Standard*	TMW-11	TMW-11	TMW-11	TMW-11	TMW-11	TMW-11	TMW-11	TMW-11	TMW-11	TMW-11	TMW-11	TMW-11	TMW-11	TMW-11	TMW-11	TMW-11	TMW-12	TMW-12	TMW-12	TMW-12	TMW-12
Sample Date:		Mar-10	Jun-10	Jun-10	Feb-13	May-13	May-13	Jun-13	Jul-13	Nov-13	Mar-14	Jun-14	Jun-14	Sep-14	Jul-17	Oct-17	Jun-09	Sep-09	Dec-09	Mar-10	Jun-10	
Sampled By:		AMEC	AMEC	AMEC	AMEC	AMEC	AMEC	AMEC	AMEC	AMEC	AMEC	AMEC	AMEC	AMEC	AMEC	AMEC	AMEC	AMEC	AMEC	AMEC	AMEC	AMEC
Sample Type:		Duplicate	Initial	Duplicate	Initial	Initial	Initial	Initial	Initial	Initial	Initial	Initial	Duplicate	Initial	Initial	Initial	Initial	Initial	Initial	Initial	Initial	Initial
Semi-Volatile Organic Compounds, mg/l		NA	NT	NT	NT	NT	NT	NT	NT	NT	NT	NT	NT	NT	NT	NT	NT	NT	NT	NT	NT	NT
Volatile Organic Compounds, mg/L																						
1,1- Dichloroethane	4	<0.001	<0.001	<0.001	<0.001	<0.001	<0.001	<0.001	<0.001	<0.001	<0.001	<0.001	<0.001	<0.001	<0.001	<0.001	<0.001	<0.001	<0.001	<0.001	<0.001	<0.001
1,1,1-Trichloroethane	0.2	<0.001	<0.001	<0.001	<0.001	<0.001	<0.001	<0.001	<0.001	<0.001	<0.001	<0.001	<0.001	<0.001	<0.001	<0.001	<0.001	<0.001	<0.001	<0.001	<0.001	<0.001
Acetone	4	<0.05	<0.05	<0.05	<0.05	<0.05	<0.05	<0.05	<0.05	<0.05	<0.05	<0.05	<0.05	<0.05	<0.05	<0.05	<0.05	<0.05	<0.05	<0.05	<0.05	<0.05
Benzene	0.02	<0.001	<0.001	<0.001	<0.001	<0.001	<0.001	<0.001	<0.001	<0.001	<0.001	<0.001	<0.001	<0.001	<0.001	<0.001	<0.001	<0.001	<0.001	<0.001	<0.001	<0.001
Bromodichloromethane	1.18	<0.001	<0.001	<0.001	<0.001	<0.001	<0.001	<0.001	<0.001	<0.001	<0.001	<0.001	<0.001	<0.001	<0.001	<0.001	<0.001	<0.001	<0.001	<0.001	<0.001	<0.001
Chloroform	0.08	<0.001	<0.001	<0.001	<0.001	<0.001	<0.001	<0.001	<0.001	<0.001	<0.001	<0.001	<0.001	<0.001	<0.001	<0.001	<0.001	<0.001	<0.001	<0.001	<0.001	<0.001
cis-1,2-Dichloroethene	0.07	<0.001	<0.001	<0.001	<0.001	<0.001	<0.001	<0.001	<0.001	<0.001	<0.001	<0.001	<0.001	<0.001	<0.001	<0.001	<0.001	<0.001	<0.001	<0.001	<0.001	<0.001
Ethylbenzene	0.7	<0.001	<0.001	<0.001	<0.001	<0.001	<0.001	<0.001	<0.001	<0.001	<0.001	<0.001	<0.001	<0.001	<0.001	<0.001	<0.001	<0.001	<0.001	<0.001	<0.001	<0.001
Tetrachloroethene	0.02	0.0061	0.0098	0.0095	0.0128	0.013	0.0124	0.0131	0.0134	0.0115	0.0096	0.0079	0.0119	0.012	0.0104	0.0104	0.0137	0.0113	0.0077	0.0086	0.0084	
Toluene	1	<0.001	<0.001	<0.001	<0.001	<0.001	<0.001	<0.001	<0.001	<0.001	<0.001	<0.001	<0.001	<0.001	<0.001	<0.001	<0.001	<0.001	<0.001	<0.001	<0.001	<0.001
Trichloroethene	0.005	<0.001	<0.001	<0.001	<0.001	<0.001	<0.001	<0.001	<0.001	<0.001	<0.001	<0.001	<0.001	<0.001	<0.001	<0.001	0.0014	<0.001	0.001	<0.001	0.001	
Vinyl Chloride	0.002	<0.001	<0.001	<0.001	<0.001	<0.001	<0.001	<0.001	<0.001	<0.001	<0.001	<0.001	<0.001	<0.001	<0.001	<0.001	<0.001	<0.001	<0.001	<0.001	<0.001	<0.001
Xylenes, Total	10	<0.001	<0.001	<0.001	<0.001	<0.001	<0.001	<0.001	<0.001	<0.001	<0.001	<0.001	<0.001	<0.001	<0.001	<0.001	<0.001	<0.001	<0.001	<0.001	<0.001	<0.001
RCRA Metals, mg/L																						
Arsenic	0.01	NT	NT	NT	NT	NT	NT	NT	NT	NT	NT	NT	NT	NT	NT	NT	NT	NT	NT	NT	NT	NT
Barium	4	NT	NT	NT	NT	NT	NT	NT	NT	NT	NT	NT	NT	NT	NT	NT	NT	NT	NT	NT	NT	NT
Cadmium	0.01	NT	NT	NT	NT	NT	NT	NT	NT	NT	NT	NT	NT	NT	NT	NT	NT	NT	NT	NT	NT	NT
Chromium	0.1	NT	NT	NT	NT	NT	NT	NT	NT	NT	NT	NT	NT	NT	NT	NT	NT	NT	NT	NT	NT	NT
Mercury	0.006	NT	NT	NT	NT	NT	NT	NT	NT	NT	NT	NT	NT	NT	NT	NT	NT	NT	NT	NT	NT	NT
Lead	0.015	NT	NT	NT	NT	NT	NT	NT	NT	NT	NT	NT	NT	NT	NT	NT	NT	NT	NT	NT	NT	NT
Selenium	0.1	NT	NT	NT	NT	NT	NT	NT	NT	NT	NT	NT	NT	NT	NT	NT	NT	NT	NT	NT	NT	NT

Notes:
 mg/l = milligrams per liter
 BRL - Below reporting limit
 NS - Not Sampled
 NT - Not Tested
 *The higher of the Type 1 or Type 2 Risk Reduction Standards (RRS)
 Values shaded in green exceed residential RRS

Table 4 - Cumulative Summary of Groundwater Data

Location ID: Sample Date: Sampled By: Sample Type:	Residential Risk Reduction Standard*	TMW-12 Feb-13 Initial	TMW-12 May-13 Initial	TMW-12 May-13 Duplicate	TMW-12 May-13 Initial	TMW-12 Jun-13 Initial	TMW-12 Jul-13 Initial	TMW-12 Nov-13 Initial	TMW-12 Mar-14 Initial	TMW-12 Jun-14 Initial	TMW-12 Sep-14 Initial	TMW-12 Jul-17 Initial	TMW-12 Oct-17 Initial	TMW-13 Jun-09 Initial	TMW-13 Sep-09 Initial	TMW-13 Sep-09 Duplicate	TMW-13 Dec-09 Initial	TMW-13 Mar-10 Initial	TMW-13 Jun-10 Initial	TMW-13 Feb-13 Initial
Semi-Volatile Organic Compounds, mg/l		NA	NT	NT	NT	NT	NT	NT	NT	NT	NT	NT	NT	NT	NT	NT	NT	NT	NT	NT
Volatile Organic Compounds, mg/L																				
1,1- Dichloroethane	4	<0.001	<0.001	<0.001	<0.001	<0.001	<0.001	<0.001	<0.001	<0.001	<0.001	<0.001	<0.001	<0.001	<0.001	<0.001	<0.001	<0.001	<0.001	<0.001
1,1,1-Trichloroethane	0.2	<0.001	<0.001	<0.001	<0.001	<0.001	<0.001	<0.001	<0.001	<0.001	<0.001	<0.001	<0.001	<0.001	<0.001	<0.001	<0.001	<0.001	<0.001	<0.001
Acetone	4	<0.05	<0.05	<0.05	<0.05	<0.05	<0.05	<0.05	<0.05	<0.05	<0.05	<0.05	<0.05	<0.05	<0.05	<0.05	<0.05	<0.05	<0.05	<0.05
Benzene	0.02	<0.001	<0.001	<0.001	<0.001	<0.001	<0.001	<0.001	<0.001	<0.001	<0.001	<0.001	<0.001	<0.001	<0.001	<0.001	<0.001	<0.001	<0.001	<0.001
Bromodichloromethane	1.18	<0.001	<0.001	<0.001	<0.001	<0.001	<0.001	<0.001	<0.001	<0.001	<0.001	<0.001	<0.001	<0.001	<0.001	<0.001	<0.001	<0.001	<0.001	<0.001
Chloroform	0.08	<0.001	<0.001	<0.001	<0.001	<0.001	<0.001	<0.001	<0.001	<0.001	<0.001	<0.001	<0.001	0.002	0.0016	0.0014	0.0011	<0.001	0.0025	0.0028
cis-1,2-Dichloroethene	0.07	0.0095	0.0042	0.0038	0.0059	0.0055	0.005	0.0056	0.0021	0.0035	0.004	0.0024	0.0023	<0.001	<0.001	<0.001	<0.001	<0.001	<0.001	<0.001
Ethylbenzene	0.7	<0.001	<0.001	<0.001	<0.001	<0.001	<0.001	<0.001	<0.001	<0.001	<0.001	<0.001	<0.001	<0.001	<0.001	<0.001	<0.001	<0.001	<0.001	<0.001
Tetrachloroethene	0.02	0.124	0.0363	0.0334	0.0671	0.0673	0.0691	0.0747	0.025	0.0457	0.0521	0.042	0.0441	0.0078	0.006	0.0052	0.0117	0.0026	0.0041	0.0033
Toluene	1	<0.001	<0.001	<0.001	<0.001	<0.001	<0.001	<0.001	<0.001	<0.001	<0.001	<0.001	<0.001	<0.001	<0.001	<0.001	<0.001	<0.001	<0.001	<0.001
Trichloroethene	0.005	0.0192	0.0068	0.0066	0.0119	0.011	0.0106	0.0112	0.0043	0.0072	0.0088	0.0068	0.0066	0.0014	<0.001	<0.001	<0.001	<0.001	<0.001	<0.001
Vinyl Chloride	0.002	<0.001	<0.001	<0.001	<0.001	<0.001	<0.001	<0.001	<0.001	<0.001	<0.001	<0.001	<0.001	<0.001	<0.001	<0.001	<0.001	<0.001	<0.001	<0.001
Xylenes, Total	10	<0.001	<0.001	<0.001	<0.001	<0.001	<0.001	<0.001	<0.001	<0.001	<0.001	<0.001	<0.001	<0.001	<0.001	<0.001	<0.001	<0.001	<0.001	<0.001
RCRA Metals, mg/L																				
Arsenic	0.01	NT	NT	NT	NT	NT	NT	NT	NT	NT	NT	NT	NT	NT	NT	NT	NT	NT	NT	NT
Barium	4	NT	NT	NT	NT	NT	NT	NT	NT	NT	NT	NT	NT	NT	NT	NT	NT	NT	NT	NT
Cadmium	0.01	NT	NT	NT	NT	NT	NT	NT	NT	NT	NT	NT	NT	NT	NT	NT	NT	NT	NT	NT
Chromium	0.1	NT	NT	NT	NT	NT	NT	NT	NT	NT	NT	NT	NT	NT	NT	NT	NT	NT	NT	NT
Mercury	0.006	NT	NT	NT	NT	NT	NT	NT	NT	NT	NT	NT	NT	NT	NT	NT	NT	NT	NT	NT
Lead	0.015	NT	NT	NT	NT	NT	NT	NT	NT	NT	NT	NT	NT	NT	NT	NT	NT	NT	NT	NT
Selenium	0.1	NT	NT	NT	NT	NT	NT	NT	NT	NT	NT	NT	NT	NT	NT	NT	NT	NT	NT	NT

Notes:
mg/l = milligrams per liter
BRL - Below reporting limit
NS - Not Sampled
NT - Not Tested
*The higher of the Type 1 or Type 2 Risk Reduction Standards (RRS)
Values shaded in green exceed residential RRS

Table 4 - Cumulative Summary of Groundwater Data

Location ID: Sample Date: Sampled By: Sample Type:	Residential Risk Reduction Standard*	TMW-13 May-13 AMEC Initial	TMW-13 May-13 AMEC Initial	TMW-13 Jun-13 AMEC Initial	TMW-13 Jun-13 AMEC Duplicate	TMW-13 Jul-13 AMEC Initial	TMW-13 Jul-13 AMEC Duplicate	TMW-13 Nov-13 AMEC Initial	TMW-13 Nov-13 AMEC Duplicate	TMW-13 Mar-14 AMEC Initial	TMW-13 Jun-14 AMEC Initial	TMW-13 Sep-14 AMEC Initial	TMW-13 Jul-17 AMEC Initial	TMW-13 Oct-17 AMEC Initial	GW-4 23-25 Feb-08 AMEC Initial	GW-4 33-35 Feb-08 AMEC Initial	GW-5 24-26 Feb-08 AMEC Initial	GW-5 24-26 Feb-08 AMEC Duplicate	GW-5 33-35 Feb-08 AMEC Initial	GW-6 22-24 Feb-08 AMEC Initial	GW-6 33-35 Feb-08 AMEC Initial
Semi-Volatile Organic Compounds, mg/l		NA	NT	NT	NT	NT	NT	NT	NT	NT	NT	NT	NT	NT	NT	NT	NT	NT	NT	NT	NT
Volatile Organic Compounds, mg/L																					
1,1- Dichloroethane	4	<0.001	<0.001	<0.001	<0.001	<0.001	<0.001	<0.001	<0.001	<0.001	<0.001	<0.001	<0.001	<0.001	<0.001	<0.001	<0.001	<0.001	<0.001	<0.001	<0.001
1,1,1-Trichloroethane	0.2	<0.001	<0.001	<0.001	<0.001	<0.001	<0.001	<0.001	<0.001	<0.001	<0.001	<0.001	<0.001	<0.001	<0.001	<0.001	<0.001	<0.001	<0.001	<0.001	<0.001
Acetone	4	<0.05	<0.05	<0.05	<0.05	<0.05	<0.05	<0.05	<0.05	<0.05	<0.05	<0.05	<0.05	<0.05	<0.05	<0.05	<0.05	<0.05	<0.05	<0.05	<0.05
Benzene	0.02	<0.001	<0.001	<0.001	<0.001	<0.001	<0.001	<0.001	<0.001	<0.001	<0.001	<0.001	<0.001	<0.001	<0.001	<0.001	<0.001	<0.001	<0.001	<0.001	<0.001
Bromodichloromethane	1.18	<0.001	<0.001	<0.001	<0.001	<0.001	<0.001	<0.001	<0.001	<0.001	<0.001	<0.001	<0.001	<0.001	<0.001	<0.001	<0.001	<0.001	<0.001	<0.001	<0.001
Chloroform	0.08	0.0031	0.003	0.0031	0.003	0.0025	0.0025	0.0042	0.004	0.0037	0.0046	0.0057	0.0055	0.0044	0.0016	0.0016	0.0015	0.0014	0.0012	<0.001	<0.001
cis-1,2-Dichloroethene	0.07	<0.001	<0.001	<0.001	<0.001	<0.001	<0.001	<0.001	<0.001	<0.001	<0.001	<0.001	<0.001	<0.001	<0.001	<0.001	<0.001	<0.001	<0.001	<0.001	<0.001
Ethylbenzene	0.7	<0.001	<0.001	<0.001	<0.001	<0.001	<0.001	<0.001	<0.001	<0.001	<0.001	<0.001	<0.001	<0.001	<0.001	<0.001	<0.001	<0.001	<0.001	<0.001	<0.001
Tetrachloroethene	0.02	0.0141	0.0142	0.0673	0.0085	0.0086	0.0088	0.0059	0.0059	0.0042	0.0054	0.0077	0.0204	0.0245	0.1	0.0901	0.1	0.0607	0.13	<0.001	<0.001
Toluene	1	<0.001	<0.001	<0.001	<0.001	0.0086	<0.001	<0.001	<0.001	<0.001	<0.001	<0.001	<0.001	<0.001	<0.001	<0.001	<0.001	0.0013	<0.001	<0.001	<0.001
Trichloroethene	0.005	<0.001	<0.001	<0.001	<0.001	<0.001	<0.001	<0.001	<0.001	<0.001	<0.001	<0.001	<0.001	0.0025	0.0051	0.0058	0.0072	0.0074	0.0069	<0.001	<0.001
Vinyl Chloride	0.002	<0.001	<0.001	<0.001	<0.001	<0.001	<0.001	<0.001	<0.001	<0.001	<0.001	<0.001	<0.001	<0.001	<0.001	<0.001	<0.001	<0.001	<0.001	<0.001	<0.001
Xylenes, Total	10	<0.001	<0.001	<0.001	<0.001	<0.001	<0.001	<0.001	<0.001	<0.001	<0.001	<0.001	<0.001	<0.001	<0.001	<0.001	<0.001	<0.001	<0.001	<0.001	<0.001
RCRA Metals, mg/L																					
Arsenic	0.01	NT	NT	NT	NT	NT	NT	NT	NT	NT	NT	NT	NT	NT	NT	NT	NT	NT	NT	NT	NT
Barium	4	NT	NT	NT	NT	NT	NT	NT	NT	NT	NT	NT	NT	NT	NT	NT	NT	NT	NT	NT	NT
Cadmium	0.01	NT	NT	NT	NT	NT	NT	NT	NT	NT	NT	NT	NT	NT	NT	NT	NT	NT	NT	NT	NT
Chromium	0.1	NT	NT	NT	NT	NT	NT	NT	NT	NT	NT	NT	NT	NT	NT	NT	NT	NT	NT	NT	NT
Mercury	0.006	NT	NT	NT	NT	NT	NT	NT	NT	NT	NT	NT	NT	NT	NT	NT	NT	NT	NT	NT	NT
Lead	0.015	NT	NT	NT	NT	NT	NT	NT	NT	NT	NT	NT	NT	NT	NT	NT	NT	NT	NT	NT	NT
Selenium	0.1	NT	NT	NT	NT	NT	NT	NT	NT	NT	NT	NT	NT	NT	NT	NT	NT	NT	NT	NT	NT

Notes:
mg/l = milligrams per liter
BRL - Below reporting limit
NS - Not Sampled
NT - Not Tested
*The higher of the Type 1 or Type 2 Risk Reduction Standards (RRS)
Values shaded in green exceed residential RRS

Table 4 - Cumulative Summary of Groundwater Data

Location ID:	Residential Risk Reduction Standard*	GW-7 24-26	GW-7 33-35	GW-8 25-35	GW-9 25-35	GW-10 25-35	GW-12 25-35	GW-12 35-45	GW-13 25-35	GW-14 25-35	GW-15 25-35	GW-16 25-35	GW-17 25-35	GW-17 35-45	GW-18 25-35	GW-18 35-45	GW-19 25-35	GW-20 35-40	GW-20 40-45	GW-21 25-35
Sample Date:		Feb-08	Feb-08	Aug-08	Aug-08	Aug-08	Aug-08	Aug-08	Aug-08	Aug-08	Aug-08	Aug-08	Aug-08	Aug-08	Aug-08	Aug-08	Aug-08	Aug-08	Aug-08	Aug-08
Sampled By:		AMEC	AMEC	AMEC	AMEC	AMEC	AMEC	AMEC	AMEC	AMEC	AMEC	AMEC	AMEC	AMEC	AMEC	AMEC	AMEC	AMEC	AMEC	AMEC
Sample Type:		Initial	Initial	Initial	Initial	Initial	Initial	Initial	Initial	Initial	Initial	Initial	Initial	Initial	Initial	Initial	Initial	Initial	Initial	Initial
Semi-Volatile Organic Compounds, mg/l		NA	NT	NT	NT	NT	NT	NT	NT	NT	NT	NT	NT	NT	NT	NT	NT	NT	NT	NT
Volatile Organic Compounds, mg/L																				
1,1- Dichloroethane	4	<0.001	<0.001	<0.001	<0.001	<0.001	<0.001	<0.001	<0.001	<0.001	<0.001	<0.001	<0.001	<0.001	<0.001	<0.001	<0.001	<0.001	<0.001	0.0042
1,1,1-Trichloroethane	0.2	<0.001	<0.001	<0.001	<0.001	<0.001	<0.001	<0.001	<0.001	<0.001	<0.001	<0.001	<0.001	<0.001	<0.001	<0.001	<0.001	<0.001	<0.001	<0.001
Acetone	4	<0.05	<0.05	<0.05	<0.001	<0.05	0.0115	0.005	<0.05	<0.05	<0.05	<0.05	0.0037	0.0036	0.0064	0.008	<0.005	<0.05	0.0052	<0.005
Benzene	0.02	<0.001	<0.001	0.0027	<0.001	<0.001	<0.001	<0.001	<0.001	<0.001	<0.001	<0.001	<0.001	<0.001	<0.001	<0.001	<0.001	<0.001	<0.001	<0.001
Bromodichloromethane	1.18	<0.001	<0.001	<0.001	<0.001	<0.001	<0.001	<0.001	<0.001	<0.001	<0.001	<0.001	<0.001	<0.001	<0.001	<0.001	<0.001	<0.001	<0.001	<0.001
Chloroform	0.08	0.002	<0.001	<0.001	<0.001	0.0017	<0.001	0.0036	<0.001	<0.001	<0.001	<0.001	0.0013	0.0054	0.0013	0.0013	0.0046	0.0012	0.0017	0.002
cis-1,2-Dichloroethene	0.07	<0.001	<0.001	<0.001	<0.001	<0.001	<0.001	<0.001	<0.001	<0.001	<0.001	<0.001	<0.001	<0.001	<0.001	<0.001	<0.001	<0.001	<0.001	<0.001
Ethylbenzene	0.7	<0.001	<0.001	0.0033	<0.001	<0.001	<0.001	<0.001	<0.001	<0.001	<0.001	<0.001	<0.001	<0.001	<0.001	<0.001	<0.001	<0.001	<0.001	<0.001
Tetrachloroethene	0.02	0.0243	0.0289	0.0017	0.0088	0.0079	<0.001	<0.001	<0.001	<0.001	<0.001	<0.001	<0.001	<0.001	0.0165	0.0045	<0.001	0.0286	0.0133	<0.001
Toluene	1	<0.001	<0.001	<0.001	<0.001	<0.001	0.001	<0.001	<0.001	<0.001	<0.001	<0.001	<0.001	<0.001	<0.001	<0.001	<0.001	<0.001	<0.001	<0.001
Trichloroethene	0.005	0.0013	0.0016	<0.001	<0.001	<0.001	<0.001	<0.001	<0.001	<0.001	<0.001	<0.001	<0.001	<0.001	<0.001	<0.001	<0.001	0.0022	0.0011	<0.001
Vinyl Chloride	0.002	<0.001	<0.001	<0.001	<0.001	<0.001	<0.001	<0.001	<0.001	<0.001	<0.001	<0.001	<0.001	<0.001	<0.001	<0.001	<0.001	<0.001	<0.001	<0.001
Xylenes, Total	10	<0.001	<0.001	0.0831	<0.001	<0.001	<0.001	<0.001	<0.001	<0.001	<0.001	<0.001	<0.001	<0.001	<0.001	<0.001	<0.001	<0.001	<0.001	<0.001
RCRA Metals, mg/L																				
Arsenic	0.01	NT	NT	NT	NT	NT	NT	NT	NT	NT	NT	NT	NT	NT	NT	NT	NT	NT	NT	NT
Barium	4	NT	NT	NT	NT	NT	NT	NT	NT	NT	NT	NT	NT	NT	NT	NT	NT	NT	NT	NT
Cadmium	0.01	NT	NT	NT	NT	NT	NT	NT	NT	NT	NT	NT	NT	NT	NT	NT	NT	NT	NT	NT
Chromium	0.1	NT	NT	NT	NT	NT	NT	NT	NT	NT	NT	NT	NT	NT	NT	NT	NT	NT	NT	NT
Mercury	0.006	NT	NT	NT	NT	NT	NT	NT	NT	NT	NT	NT	NT	NT	NT	NT	NT	NT	NT	NT
Lead	0.015	NT	NT	NT	NT	NT	NT	NT	NT	NT	NT	NT	NT	NT	NT	NT	NT	NT	NT	NT
Selenium	0.1	NT	NT	NT	NT	NT	NT	NT	NT	NT	NT	NT	NT	NT	NT	NT	NT	NT	NT	NT

Notes:
mg/l = milligrams per liter
BRL - Below reporting limit
NS - Not Sampled
NT - Not Tested
*The higher of the Type 1 or Type 2 Risk Reduction Standards (RRS)
Values shaded in green exceed residential RRS

Table 4 - Cumulative Summary of Groundwater Data

Location ID:	Residential Risk	GW-22 25-35	GW-23 25-35	GW-24 25-35	GW-25 25-35	GW-26 25-35
Sample Date:	Reduction	Aug-08	Aug-08	Aug-08	Aug-08	Aug-08
Sampled By:	Standard*	AMEC	AMEC	AMEC	AMEC	AMEC
Sample Type:		Initial	Initial	Initial	Initial	Initial
<u>Semi-Volatile Organic Compounds, mg/l</u>						
	NA	NT	NT	NT	NT	NT
<u>Volatile Organic Compounds, mg/L</u>						
1,1- Dichloroethane	4	<0.001	<0.001	<0.001	<0.001	<0.001
1,1,1-Trichloroethane	0.2	<0.001	<0.001	<0.001	<0.001	<0.001
Acetone	4	<0.05	<0.05	<0.05	0.0054	<0.05
Benzene	0.02	<0.001	<0.001	<0.001	<0.001	<0.001
Bromodichloromethane	1.18	<0.001	<0.001	<0.001	<0.001	<0.001
Chloroform	0.08	<0.001	<0.001	<0.001	<0.001	<0.001
cis-1,2-Dichloroethene	0.07	<0.001	0.0011	<0.001	<0.001	<0.001
Ethylbenzene	0.7	<0.001	<0.001	<0.001	<0.001	<0.001
Tetrachloroethene	0.02	0.0039	0.0203	<0.001	0.0027	<0.001
Toluene	1	<0.001	<0.001	<0.001	<0.001	<0.001
Trichloroethene	0.005	<0.001	0.0021	0.001	0.001	<0.001
Vinyl Chloride	0.002	<0.001	<0.001	<0.001	<0.001	<0.001
Xylenes, Total	10	<0.001	<0.001	<0.001	<0.001	<0.001
<u>RCRA Metals, mg/L</u>						
Arsenic	0.01	NT	NT	NT	NT	NT
Barium	4	NT	NT	NT	NT	NT
Cadmium	0.01	NT	NT	NT	NT	NT
Chromium	0.1	NT	NT	NT	NT	NT
Mercury	0.006	NT	NT	NT	NT	NT
Lead	0.015	NT	NT	NT	NT	NT
Selenium	0.1	NT	NT	NT	NT	NT

Notes:

mg/l = milligrams per liter

BRL - Below reporting limit

NS - Not Sampled

NT - Not Tested

*The higher of the Type 1 or Type 2 Risk Reduction Standards (RRS)

Values shaded in green exceed residential RRS

Table 5 - Summary of October 2017 Groundwater Data

Location ID:	Residential Risk Reduction Standard*	TMW-1	TMW-2	TMW-2A	TMW-3	TMW-4	TMW-5	TMW-6	TMW-7	TMW-8	TMW-9	TMW-10	TMW-11	TMW-12	TMW-13
Sample Date:		Oct-17	Oct-17	Oct-17	Oct-17	Oct-17	Oct-17	Oct-17	Oct-17	Oct-17	Oct-17	Oct-17	Oct-17	Oct-17	Oct-17
Sampled By:		AMEC	AMEC	AMEC	AMEC	AMEC	AMEC	AMEC	AMEC	AMEC	AMEC	AMEC	AMEC	AMEC	AMEC
Sample Type:		Initial	Initial	Initial	Initial	Initial	Initial	Initial	Initial	Initial	Initial	Initial	Initial	Initial	Initial
<u>Volatile Organic Compounds, mg/L</u>															
Chloroform	0.08	0.001	<0.001	<0.001	<0.001	<0.001	<0.001	<0.001	<0.001	0.0071	<0.001	<0.001	<0.001	<0.001	0.0044
cis-1,2-Dichloroethene	0.07	<0.001	<0.001	<0.001	<0.001	<0.001	<0.001	<0.001	<0.001	<0.001	<0.001	<0.001	<0.001	0.0023	<0.001
Tetrachloroethene	0.02	<0.001	<0.001	0.0174	<0.001	0.0017	<0.001	<0.001	<0.001	<0.001	<0.001	<0.001	0.0104	0.0441	0.0245
Trichloroethene	0.005	0.0037	<0.001	0.002	<0.001	<0.001	<0.001	<0.001	0.002	<0.001	<0.001	<0.001	<0.001	0.0066	0.0025


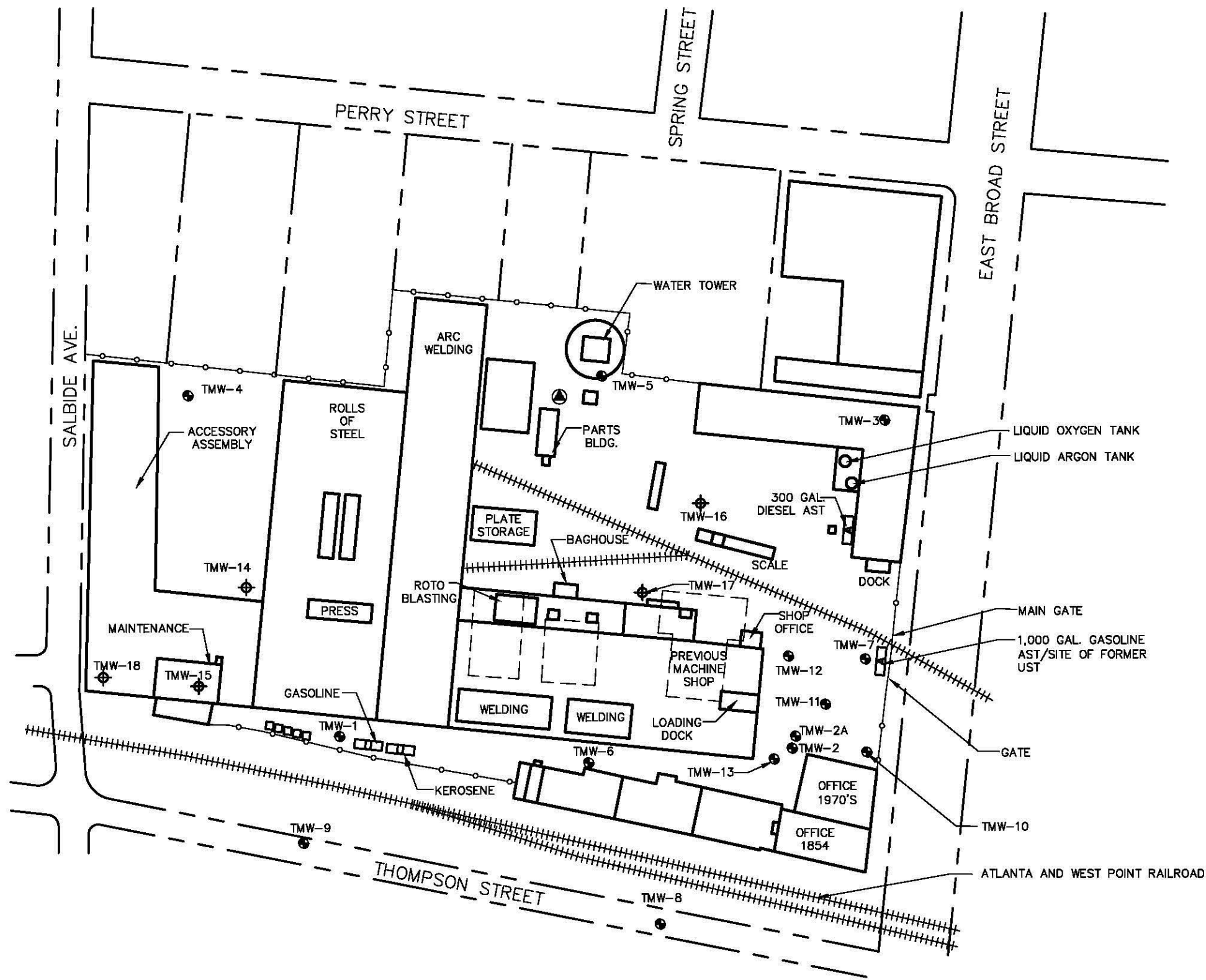
Notes:

mg/l = milligrams per liter

*The higher of the Type 1 or Type 2 Risk Reduction Standards (RRS)

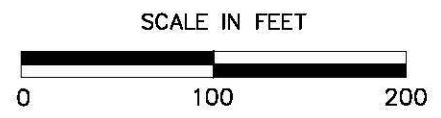
Green shaded values exceed Residential RRS

FIGURES



LEGEND

- ⊕ MACTEC MONITORING WELL LOCATION, 2010
- PREVIOUS MONITORING WELL LOCATION
- ⊙ INDUSTRIAL WELL (CLOSED)
- ||||| RAIL
- FENCE
- - - - - PROPERTY LINE
- BUILDING
- - - - - PRE-EXISTING BUILDING LOCATION
- [A] AST
- [U] UST





MATRIX SERVICE COMPANY
57 E. BROAD STREET
NEWNAN, GA

amec foster wheeler
Environment & Infrastructure, Inc.
1075 BIG SHANTY ROAD, NW, SUITE 100
KENNESAW, GEORGIA 30144 (770) 421-3400

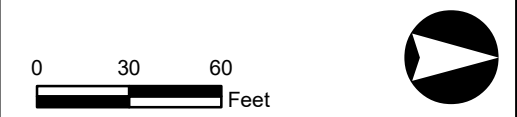
SITE LAYOUT
JOB NO. 6123-17-0649
FIGURE 1

PREPARED BY/DATE TG 11/13/2017
CHECKED BY/DATE SF 11/13/2017



- Legend**
-  Area of Soil Removal
 -  Property Boundary

Note:
 Survey by W.W. Flowers, JR., Registered Land Surveyor, 24 September 2002. The fence on the western boundary was modified to match the survey information.



Soil Remediation Areas

57 EAST BROAD STREET
 NEWNAN, GEORGIA

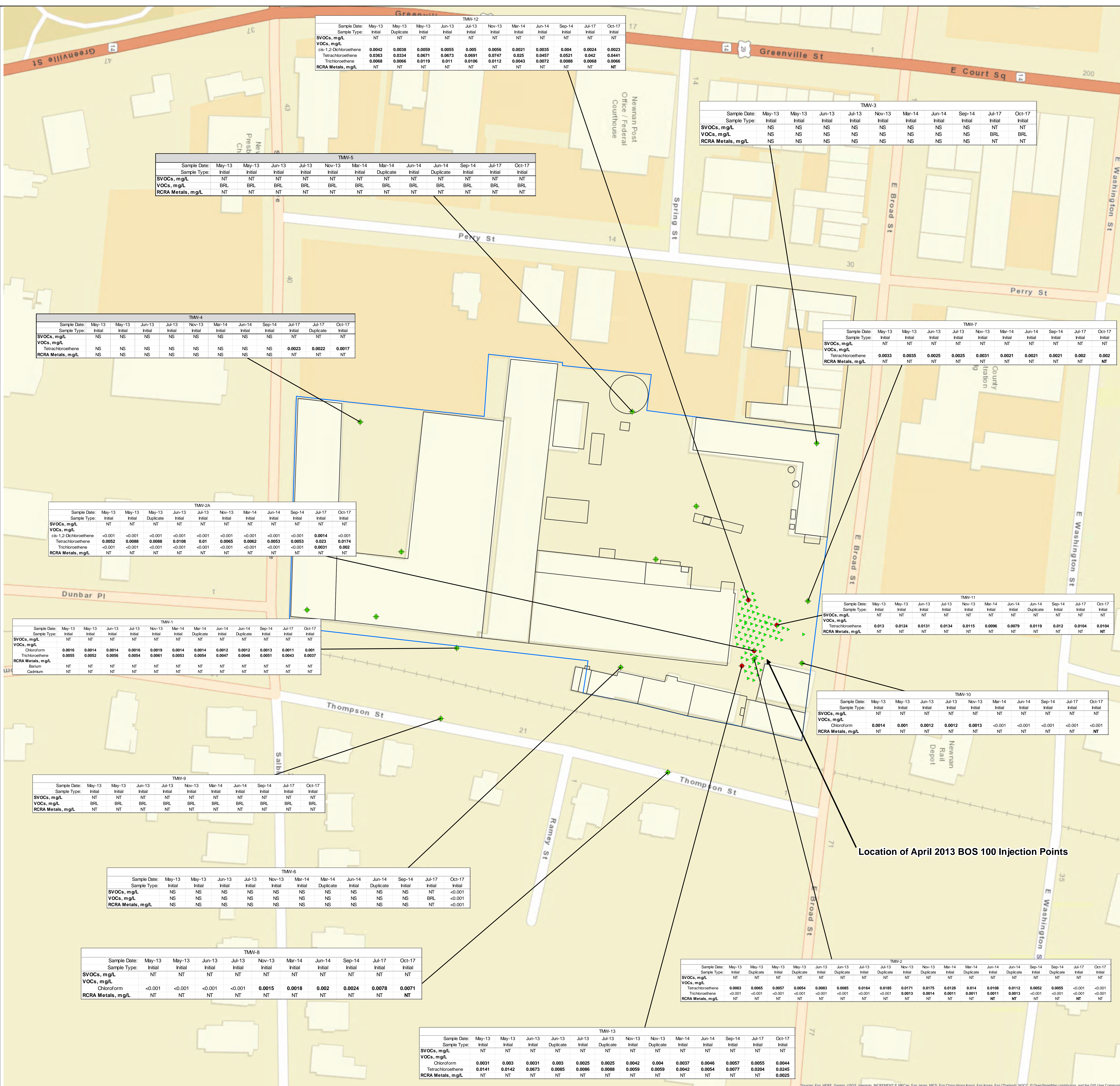
CLIENT:
 MATRIX SERVICE COMPANY
 10701 EAST UTE STREET
 TULSA, OK 74166

PROJECT NUMBER	6123170649
DRAWN BY/DATE	CLS 8/3/2018
APPROVED BY/DATE	TN 8/3/2018

**FIG.
2**




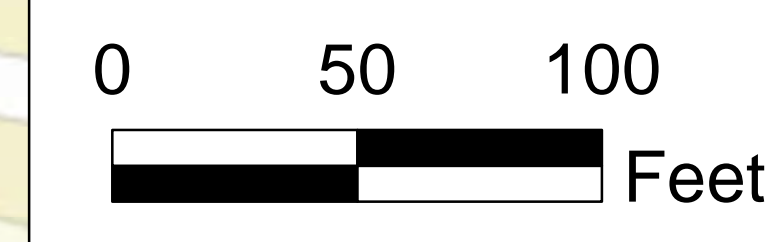
1075 Big Shanty Road, NW
 Suite 100
 Kennesaw, Georgia 30144
 (770) 421-3400



Legend

- ▲ Slurry Injection Point - April 2013
- ◆ Monitoring Well
- Groundwater Results Exceed Maximum Contaminant Level (MCL) October 2017
- Building Outline
- ▭ Property Boundary

Note:
Survey by W.W. Flowers, JR., Registered Land Surveyor, 24 September 2002. The fence on the western boundary was modified to match the survey information.



Groundwater Monitoring and Remediation 2013-2017

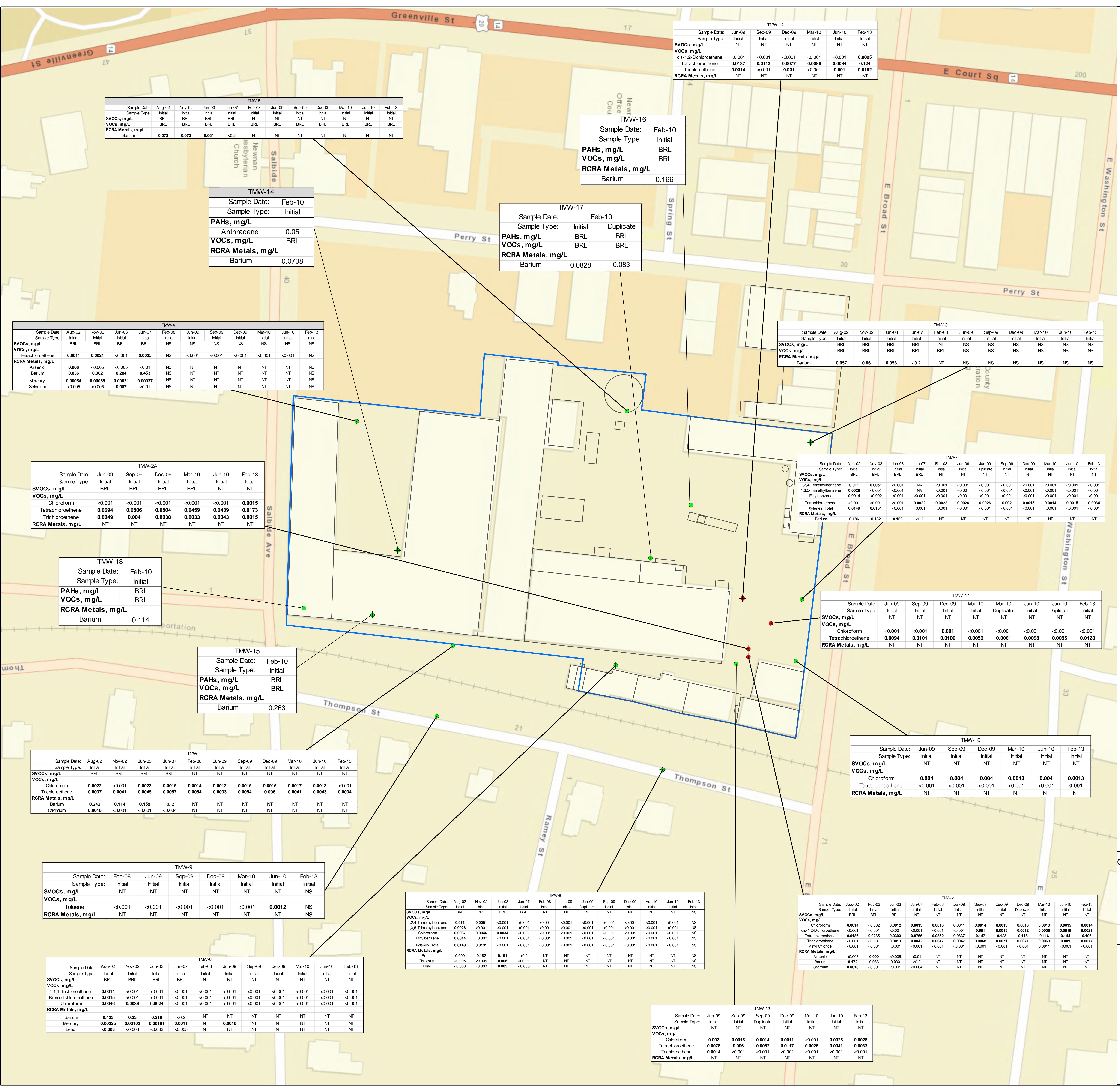
57 EAST BROAD STREET
NEWNAN, GEORGIA

CLIENT:	MATRIX SERVICE COMPANY 10701 EAST UTE STREET TULSA, OK 74166
PROJECT NUMBER	6123170649
DRAWN BY/DATE	CLS 8/2/2018
APPROVED BY/DATE	TN 8/2/2018

FIG. 3



1075 Big Shanty Road, NW
Suite 100
Kennesaw, Georgia 30144
(770) 421-3400



Legend

- ◆ Monitoring Well
- ◆ Groundwater Results Exceed Maximum Contaminant Level (MCL) February 2013
- Building Outline
- ▭ Property Boundary

Note:
Survey by W.W. Flowers, JR., Registered Land Surveyor, 24 September 2002. The fence on the western boundary was modified to match the survey information.



Groundwater Monitoring- Pre- 2013

57 EAST BROAD STREET NEWNAN, GEORGIA

CLIENT: MATRIX SERVICE COMPANY
10701 EAST UTE STREET
TULSA, OK 74166

PROJECT NUMBER	6123170649	FIG. 4
DRAWN BY/DATE	CLS 8/2/2018	
APPROVED BY/DATE	TN 8/2/2018	



1075 Big Shanty Road, NW
Suite 100
Kennesaw, Georgia 30144
(770) 421-3400

Document Path: G:\Matrix_Newman\MXD\Updates\Figure 5.mxd




Legend

- Sample Result Exceeds Residential Risk Reduction Standard
- Sample Result Exceeds Non-Residential Risk Reduction Standard (DAF = 20)
- Property Boundary

Ar Arsenic
 Pb Lead
 Cr Chromium

Note:
 Survey by W.W. Flowers, JR., Registered Land Surveyor, 24 September 2002. The fence on the western boundary was modified to match the survey information.

0 30 60
 Feet



Remaining Soil RRS Exceedances

57 EAST BROAD STREET
 NEWNAN, GEORGIA

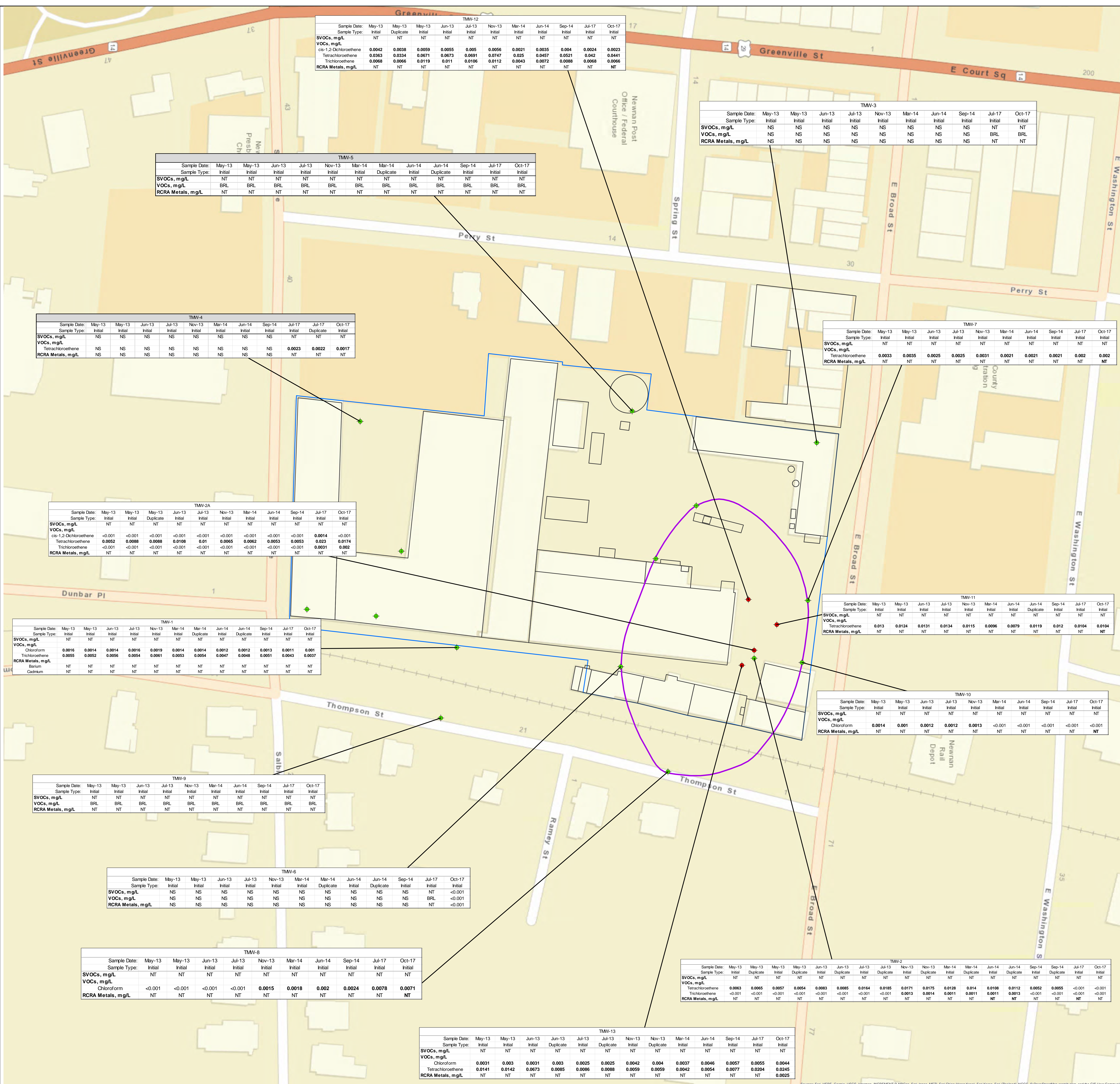
CLIENT: MATRIX SERVICE COMPANY
 10701 EAST UTE STREET
 TULSA, OK 74166

PROJECT NUMBER	6123170649
DRAWN BY/DATE	CLS 8/3/2018
APPROVED BY/DATE	TN 8/3/2018

FIG. 5




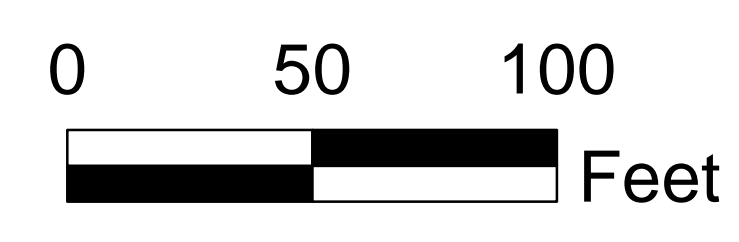
1075 Big Shanty Road, NW
 Suite 100
 Kennesaw, Georgia 30144
 (770) 421-3400



Legend

- ◆ Monitoring Well
- ◆ Groundwater Results Exceed Maximum Contaminant Level (MCL) October 2017
- ◆ Delineation of Groundwater Impacts Greater than the Maximum Contaminant Level (MCL)
- Building Outline
- Property Boundary

Note:
Survey by W.W. Flowers, JR., Registered Land Surveyor, 24 September 2002. The fence on the western boundary was modified to match the survey information.



Groundwater Plume Delineation

57 EAST BROAD STREET
NEWNAN, GEORGIA

CLIENT: MATRIX SERVICE COMPANY
10701 EAST UTE STREET
TULSA, OK 74166

PROJECT NUMBER	6123170649
DRAWN BY/DATE	CLS 8/2/2018
APPROVED BY/DATE	TN 8/2/2018

FIG. 6



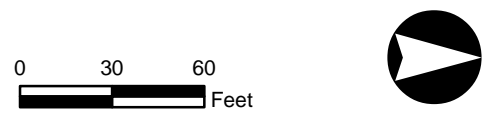
1075 Big Shanty Road, NW
Suite 100
Kennesaw, Georgia 30144
(770) 421-3400

Document Path: G:\Matrix_Newman\MXD\Updates\Figure 7.mxd



- Legend**
- Monitoring Well
 - Potentiometric Contour
 - Property Boundary

Note:
 Survey by W.W. Flowers, JR., Registered Land Surveyor, 24 September 2002. The fence on the western boundary was modified to match the survey information.



Monitoring Well Locations and Potentiometric Surface (October 2017)

57 EAST BROAD STREET
 NEWNAN, GEORGIA

CLIENT:
 MATRIX SERVICE COMPANY
 10701 EAST UTE STREET
 TULSA, OK 74166

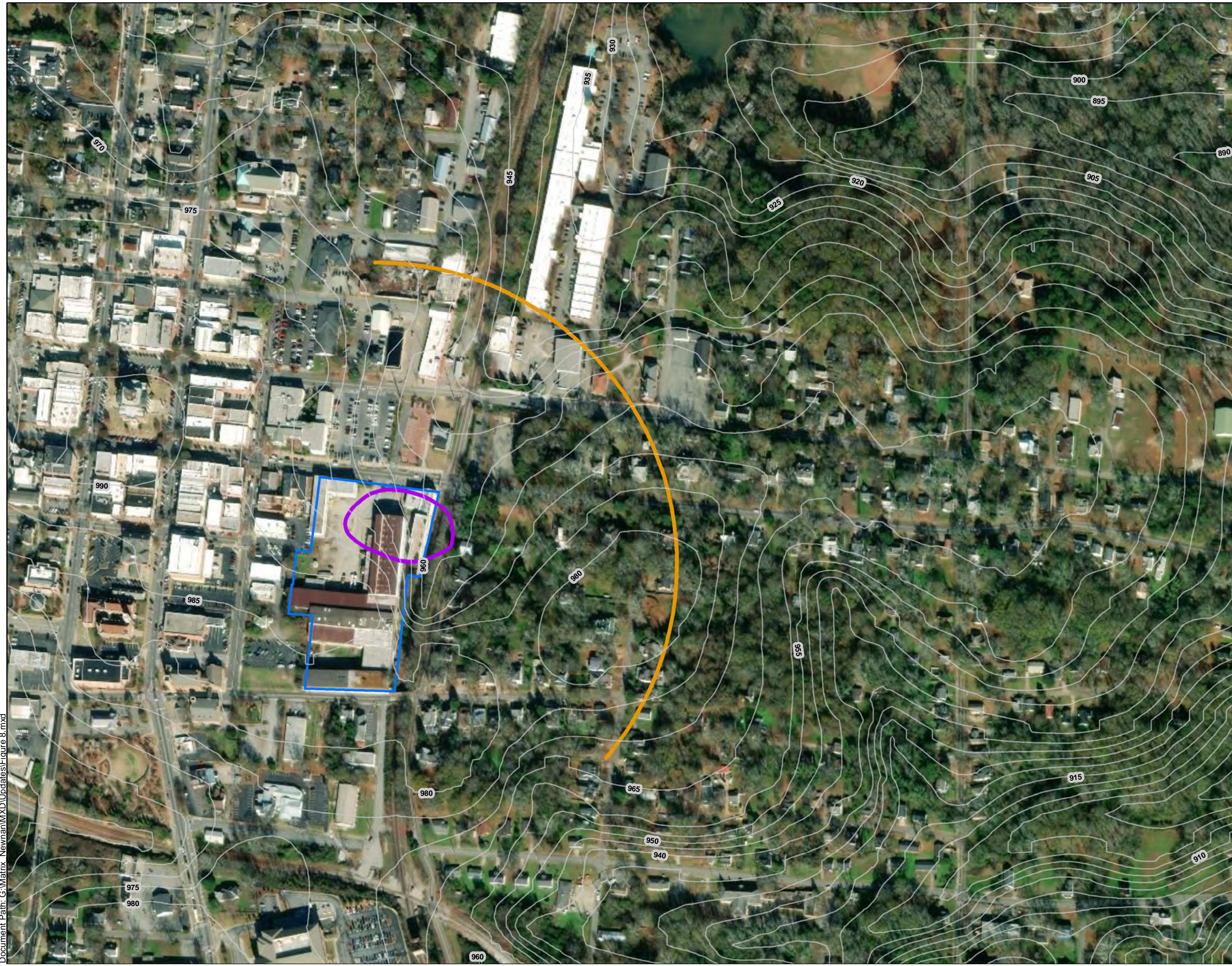
PROJECT NUMBER	6123170649
DRAWN BY/DATE	CLS 8/2/2018
APPROVED BY/DATE	TN 8/2/2018

FIG. 7



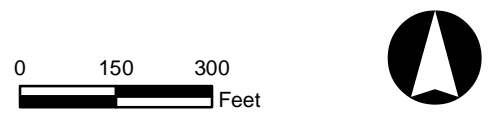
1075 Big Shanty Road, NW
 Suite 100
 Kennesaw, Georgia 30144
 (770) 421-3400

Document Path: G:\Matrix_Newman\MXD\Updates\Figure 8.mxd



- Legend**
- Topographic Line (5 foot)
 - Line Drawn 1,000 Feet From the Downgradient
 - Extent of the Groundwater Plume
 - Delineation of Groundwater Impacts
 - Greater than the Maximum Contaminant Level (MCL)
 - Property Boundary

Note:
 Survey by W.W. Flowers, JR., Registered Land Surveyor, 24 September 2002. The fence on the western boundary was modified to match the survey information.



Topographic Contour Map (5 Foot Interval)

57 EAST BROAD STREET
 NEWNAN, GEORGIA

CLIENT:
 MATRIX SERVICE COMPANY
 10701 EAST UTE STREET
 TULSA, OK 74166

PROJECT NUMBER	6123170649
DRAWN BY/DATE	CLS 8/2/2018
APPROVED BY/DATE	TN 8/2/2018

FIG. 8

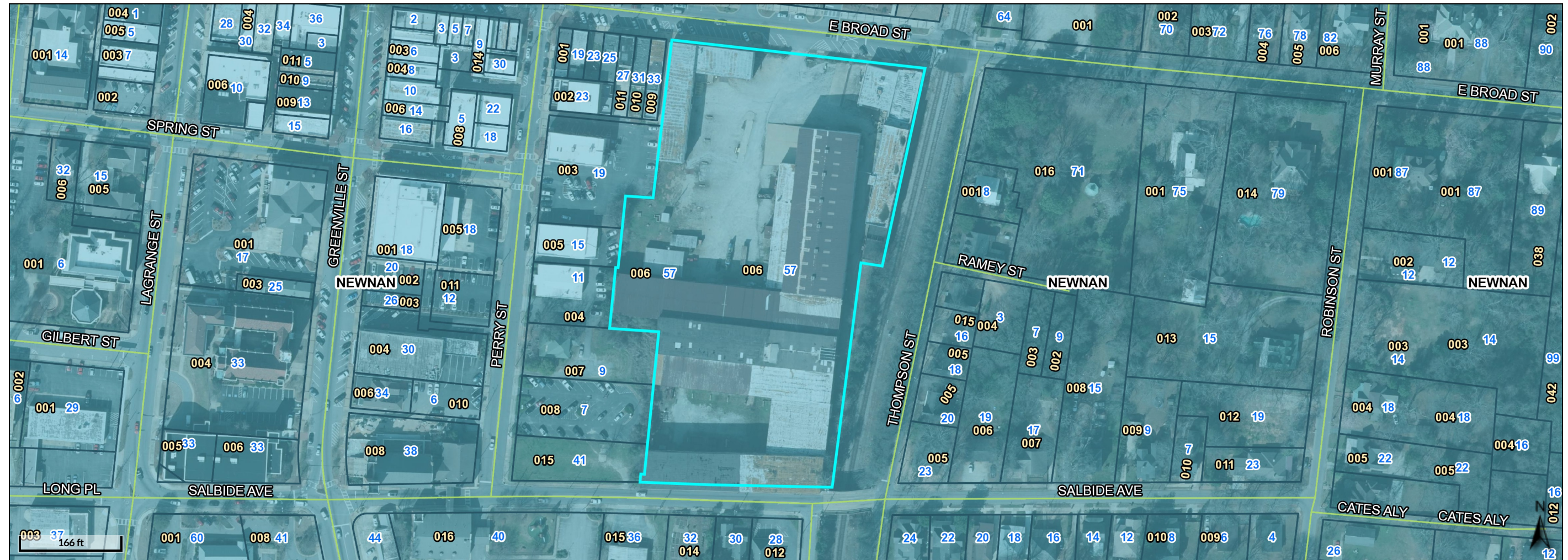


1075 Big Shanty Road, NW
 Suite 100
 Kennesaw, Georgia 30144
 (770) 421-3400

APPENDIX A
TAX MAP

57 East Broad Street

Former Brown Steel Contractors - HSI Site No. 10586



- Legend**
- Parcel Numbers
 - Parcels
 - Roads
 - Municipalities
 - GRANTVILLE
 - HARALSON
 - MORELAND
 - NEWNAN
 - PALMETTO
 - SENOIA
 - SHARPSBURG
 - TURIN

Parcel ID N040010006
 Class Code Industrial
 Taxing District NEWNAN 02
 Acres 5.5

Owner BROAD STREET FORUM INC
 4000 TOWER RD
 LOUISVILLE KY 40219
 Physical Address 57 E BROAD ST
 Assessed Value Value \$1373200

Last 2 Sales			
Date	Price	Reason	Qual
9/25/2002	\$1740000	06	U
n/a	\$0	n/a	n/a

(Note: Not to be used on legal documents)

Date created: 1/19/2018
 Last Data Uploaded: 1/19/2018 6:03:12 AM

APPENDIX B
LABORATORY RESULTS

July 21, 2017

Mr. Doug Lane
Amec Foster Wheeler
11003 Bluegrass Pkwy
Louisville, KY 40299

RE: Project: MATRIX NEWNAN, GA 942803100
Pace Project No.: 92347868

Dear Mr. Lane:

Enclosed are the analytical results for sample(s) received by the laboratory on July 15, 2017. The results relate only to the samples included in this report. Results reported herein conform to the most current, applicable TNI/NELAC standards and the laboratory's Quality Assurance Manual, where applicable, unless otherwise noted in the body of the report.

If you have any questions concerning this report, please feel free to contact me.

Sincerely,



Kevin Godwin
kevin.godwin@pacelabs.com
1(704)875-9092
Project Manager

Enclosures



REPORT OF LABORATORY ANALYSIS

This report shall not be reproduced, except in full,
without the written consent of Pace Analytical Services, LLC.

CERTIFICATIONS

Project: MATRIX NEWNAN, GA 942803100

Pace Project No.: 92347868

Charlotte Certification IDs

9800 Kincey Ave. Ste 100, Huntersville, NC 28078
North Carolina Drinking Water Certification #: 37706
North Carolina Field Services Certification #: 5342
North Carolina Wastewater Certification #: 12

South Carolina Certification #: 99006001
Florida/NELAP Certification #: E87627
Kentucky UST Certification #: 84
Virginia/VELAP Certification #: 460221

REPORT OF LABORATORY ANALYSIS

This report shall not be reproduced, except in full,
without the written consent of Pace Analytical Services, LLC.

SAMPLE ANALYTE COUNT

Project: MATRIX NEWNAN, GA 942803100

Pace Project No.: 92347868

Lab ID	Sample ID	Method	Analysts	Analytes Reported	Laboratory
92347868001	TMW-5	EPA 8260	ZDO	63	PASI-C
92347868002	TMW-1	EPA 8260	ZDO	63	PASI-C
92347868003	DUP-1	EPA 8260	ZDO	63	PASI-C
92347868004	TMW-4	EPA 8260	ZDO	63	PASI-C
92347868005	TMW-6	EPA 8260	ZDO	63	PASI-C
92347868006	TMW-7	EPA 8260	ZDO	63	PASI-C
92347868007	TMW-12	EPA 8260	ZDO	63	PASI-C
92347868008	TMW-11	EPA 8260	ZDO	63	PASI-C
92347868009	TMW-10	EPA 8260	ZDO	63	PASI-C
92347868010	TMW-3	EPA 8260	ZDO	63	PASI-C
92347868011	TMW-13	EPA 8260	ZDO	63	PASI-C
92347868012	TMW-2	EPA 8260	ZDO	63	PASI-C
92347868013	TMW-2A MS/MSD	EPA 8260	ZDO	63	PASI-C
92347868014	TMW-8	EPA 8260	ZDO	63	PASI-C
92347868015	TMW-9	EPA 8260	ZDO	63	PASI-C

REPORT OF LABORATORY ANALYSIS

This report shall not be reproduced, except in full,
without the written consent of Pace Analytical Services, LLC.

ANALYTICAL RESULTS

Project: MATRIX NEWNAN, GA 942803100

Pace Project No.: 92347868

Sample: TMW-5	Lab ID: 92347868001	Collected: 07/11/17 11:05	Received: 07/15/17 15:00	Matrix: Water				
Parameters	Results	Units	Report Limit	DF	Prepared	Analyzed	CAS No.	Qual
8260 MSV Low Level	Analytical Method: EPA 8260							
Acetone	ND	ug/L	25.0	1		07/18/17 18:48	67-64-1	
Benzene	ND	ug/L	1.0	1		07/18/17 18:48	71-43-2	
Bromobenzene	ND	ug/L	1.0	1		07/18/17 18:48	108-86-1	
Bromochloromethane	ND	ug/L	1.0	1		07/18/17 18:48	74-97-5	
Bromodichloromethane	ND	ug/L	1.0	1		07/18/17 18:48	75-27-4	
Bromoform	ND	ug/L	1.0	1		07/18/17 18:48	75-25-2	
Bromomethane	ND	ug/L	2.0	1		07/18/17 18:48	74-83-9	
2-Butanone (MEK)	ND	ug/L	5.0	1		07/18/17 18:48	78-93-3	
Carbon tetrachloride	ND	ug/L	1.0	1		07/18/17 18:48	56-23-5	
Chlorobenzene	ND	ug/L	1.0	1		07/18/17 18:48	108-90-7	
Chloroethane	ND	ug/L	1.0	1		07/18/17 18:48	75-00-3	
Chloroform	ND	ug/L	1.0	1		07/18/17 18:48	67-66-3	
Chloromethane	ND	ug/L	1.0	1		07/18/17 18:48	74-87-3	
2-Chlorotoluene	ND	ug/L	1.0	1		07/18/17 18:48	95-49-8	
4-Chlorotoluene	ND	ug/L	1.0	1		07/18/17 18:48	106-43-4	
1,2-Dibromo-3-chloropropane	ND	ug/L	2.0	1		07/18/17 18:48	96-12-8	
Dibromochloromethane	ND	ug/L	1.0	1		07/18/17 18:48	124-48-1	
1,2-Dibromoethane (EDB)	ND	ug/L	1.0	1		07/18/17 18:48	106-93-4	
Dibromomethane	ND	ug/L	1.0	1		07/18/17 18:48	74-95-3	
1,2-Dichlorobenzene	ND	ug/L	1.0	1		07/18/17 18:48	95-50-1	
1,3-Dichlorobenzene	ND	ug/L	1.0	1		07/18/17 18:48	541-73-1	
1,4-Dichlorobenzene	ND	ug/L	1.0	1		07/18/17 18:48	106-46-7	
Dichlorodifluoromethane	ND	ug/L	1.0	1		07/18/17 18:48	75-71-8	
1,1-Dichloroethane	ND	ug/L	1.0	1		07/18/17 18:48	75-34-3	
1,2-Dichloroethane	ND	ug/L	1.0	1		07/18/17 18:48	107-06-2	
1,1-Dichloroethene	ND	ug/L	1.0	1		07/18/17 18:48	75-35-4	
cis-1,2-Dichloroethene	ND	ug/L	1.0	1		07/18/17 18:48	156-59-2	
trans-1,2-Dichloroethene	ND	ug/L	1.0	1		07/18/17 18:48	156-60-5	
1,2-Dichloropropane	ND	ug/L	1.0	1		07/18/17 18:48	78-87-5	
1,3-Dichloropropane	ND	ug/L	1.0	1		07/18/17 18:48	142-28-9	
2,2-Dichloropropane	ND	ug/L	1.0	1		07/18/17 18:48	594-20-7	
1,1-Dichloropropene	ND	ug/L	1.0	1		07/18/17 18:48	563-58-6	
cis-1,3-Dichloropropene	ND	ug/L	1.0	1		07/18/17 18:48	10061-01-5	
trans-1,3-Dichloropropene	ND	ug/L	1.0	1		07/18/17 18:48	10061-02-6	
Diisopropyl ether	ND	ug/L	1.0	1		07/18/17 18:48	108-20-3	
Ethylbenzene	ND	ug/L	1.0	1		07/18/17 18:48	100-41-4	
Hexachloro-1,3-butadiene	ND	ug/L	1.0	1		07/18/17 18:48	87-68-3	
2-Hexanone	ND	ug/L	5.0	1		07/18/17 18:48	591-78-6	
p-Isopropyltoluene	ND	ug/L	1.0	1		07/18/17 18:48	99-87-6	
Methylene Chloride	ND	ug/L	2.0	1		07/18/17 18:48	75-09-2	
4-Methyl-2-pentanone (MIBK)	ND	ug/L	5.0	1		07/18/17 18:48	108-10-1	
Methyl-tert-butyl ether	ND	ug/L	1.0	1		07/18/17 18:48	1634-04-4	
Naphthalene	ND	ug/L	1.0	1		07/18/17 18:48	91-20-3	
Styrene	ND	ug/L	1.0	1		07/18/17 18:48	100-42-5	
1,1,1,2-Tetrachloroethane	ND	ug/L	1.0	1		07/18/17 18:48	630-20-6	
1,1,1,2-Tetrachloroethane	ND	ug/L	1.0	1		07/18/17 18:48	79-34-5	
Tetrachloroethene	ND	ug/L	1.0	1		07/18/17 18:48	127-18-4	

REPORT OF LABORATORY ANALYSIS

This report shall not be reproduced, except in full,
without the written consent of Pace Analytical Services, LLC.

ANALYTICAL RESULTS

Project: MATRIX NEWNAN, GA 942803100

Pace Project No.: 92347868

Sample: TMW-5	Lab ID: 92347868001	Collected: 07/11/17 11:05	Received: 07/15/17 15:00	Matrix: Water				
Parameters	Results	Units	Report Limit	DF	Prepared	Analyzed	CAS No.	Qual
8260 MSV Low Level		Analytical Method: EPA 8260						
Toluene	ND	ug/L	1.0	1		07/18/17 18:48	108-88-3	
1,2,3-Trichlorobenzene	ND	ug/L	1.0	1		07/18/17 18:48	87-61-6	
1,2,4-Trichlorobenzene	ND	ug/L	1.0	1		07/18/17 18:48	120-82-1	
1,1,1-Trichloroethane	ND	ug/L	1.0	1		07/18/17 18:48	71-55-6	
1,1,2-Trichloroethane	ND	ug/L	1.0	1		07/18/17 18:48	79-00-5	
Trichloroethene	ND	ug/L	1.0	1		07/18/17 18:48	79-01-6	
Trichlorofluoromethane	ND	ug/L	1.0	1		07/18/17 18:48	75-69-4	
1,2,3-Trichloropropane	ND	ug/L	1.0	1		07/18/17 18:48	96-18-4	
Vinyl acetate	ND	ug/L	2.0	1		07/18/17 18:48	108-05-4	
Vinyl chloride	ND	ug/L	1.0	1		07/18/17 18:48	75-01-4	
Xylene (Total)	ND	ug/L	1.0	1		07/18/17 18:48	1330-20-7	
m&p-Xylene	ND	ug/L	2.0	1		07/18/17 18:48	179601-23-1	
o-Xylene	ND	ug/L	1.0	1		07/18/17 18:48	95-47-6	
Surrogates								
4-Bromofluorobenzene (S)	98	%	70-130	1		07/18/17 18:48	460-00-4	
1,2-Dichloroethane-d4 (S)	93	%	70-130	1		07/18/17 18:48	17060-07-0	
Toluene-d8 (S)	105	%	70-130	1		07/18/17 18:48	2037-26-5	

REPORT OF LABORATORY ANALYSIS

This report shall not be reproduced, except in full,
without the written consent of Pace Analytical Services, LLC.

ANALYTICAL RESULTS

Project: MATRIX NEWNAN, GA 942803100

Pace Project No.: 92347868

Sample: TMW-1		Lab ID: 92347868002	Collected: 07/11/17 15:05	Received: 07/15/17 15:00	Matrix: Water			
Parameters	Results	Units	Report Limit	DF	Prepared	Analyzed	CAS No.	Qual
8260 MSV Low Level		Analytical Method: EPA 8260						
Acetone	ND	ug/L	25.0	1		07/18/17 19:05	67-64-1	
Benzene	ND	ug/L	1.0	1		07/18/17 19:05	71-43-2	
Bromobenzene	ND	ug/L	1.0	1		07/18/17 19:05	108-86-1	
Bromochloromethane	ND	ug/L	1.0	1		07/18/17 19:05	74-97-5	
Bromodichloromethane	ND	ug/L	1.0	1		07/18/17 19:05	75-27-4	
Bromoform	ND	ug/L	1.0	1		07/18/17 19:05	75-25-2	
Bromomethane	ND	ug/L	2.0	1		07/18/17 19:05	74-83-9	
2-Butanone (MEK)	ND	ug/L	5.0	1		07/18/17 19:05	78-93-3	
Carbon tetrachloride	ND	ug/L	1.0	1		07/18/17 19:05	56-23-5	
Chlorobenzene	ND	ug/L	1.0	1		07/18/17 19:05	108-90-7	
Chloroethane	ND	ug/L	1.0	1		07/18/17 19:05	75-00-3	
Chloroform	1.1	ug/L	1.0	1		07/18/17 19:05	67-66-3	
Chloromethane	ND	ug/L	1.0	1		07/18/17 19:05	74-87-3	
2-Chlorotoluene	ND	ug/L	1.0	1		07/18/17 19:05	95-49-8	
4-Chlorotoluene	ND	ug/L	1.0	1		07/18/17 19:05	106-43-4	
1,2-Dibromo-3-chloropropane	ND	ug/L	2.0	1		07/18/17 19:05	96-12-8	
Dibromochloromethane	ND	ug/L	1.0	1		07/18/17 19:05	124-48-1	
1,2-Dibromoethane (EDB)	ND	ug/L	1.0	1		07/18/17 19:05	106-93-4	
Dibromomethane	ND	ug/L	1.0	1		07/18/17 19:05	74-95-3	
1,2-Dichlorobenzene	ND	ug/L	1.0	1		07/18/17 19:05	95-50-1	
1,3-Dichlorobenzene	ND	ug/L	1.0	1		07/18/17 19:05	541-73-1	
1,4-Dichlorobenzene	ND	ug/L	1.0	1		07/18/17 19:05	106-46-7	
Dichlorodifluoromethane	ND	ug/L	1.0	1		07/18/17 19:05	75-71-8	
1,1-Dichloroethane	ND	ug/L	1.0	1		07/18/17 19:05	75-34-3	
1,2-Dichloroethane	ND	ug/L	1.0	1		07/18/17 19:05	107-06-2	
1,1-Dichloroethene	ND	ug/L	1.0	1		07/18/17 19:05	75-35-4	
cis-1,2-Dichloroethene	ND	ug/L	1.0	1		07/18/17 19:05	156-59-2	
trans-1,2-Dichloroethene	ND	ug/L	1.0	1		07/18/17 19:05	156-60-5	
1,2-Dichloropropane	ND	ug/L	1.0	1		07/18/17 19:05	78-87-5	
1,3-Dichloropropane	ND	ug/L	1.0	1		07/18/17 19:05	142-28-9	
2,2-Dichloropropane	ND	ug/L	1.0	1		07/18/17 19:05	594-20-7	
1,1-Dichloropropene	ND	ug/L	1.0	1		07/18/17 19:05	563-58-6	
cis-1,3-Dichloropropene	ND	ug/L	1.0	1		07/18/17 19:05	10061-01-5	
trans-1,3-Dichloropropene	ND	ug/L	1.0	1		07/18/17 19:05	10061-02-6	
Diisopropyl ether	ND	ug/L	1.0	1		07/18/17 19:05	108-20-3	
Ethylbenzene	ND	ug/L	1.0	1		07/18/17 19:05	100-41-4	
Hexachloro-1,3-butadiene	ND	ug/L	1.0	1		07/18/17 19:05	87-68-3	
2-Hexanone	ND	ug/L	5.0	1		07/18/17 19:05	591-78-6	
p-Isopropyltoluene	ND	ug/L	1.0	1		07/18/17 19:05	99-87-6	
Methylene Chloride	ND	ug/L	2.0	1		07/18/17 19:05	75-09-2	
4-Methyl-2-pentanone (MIBK)	ND	ug/L	5.0	1		07/18/17 19:05	108-10-1	
Methyl-tert-butyl ether	ND	ug/L	1.0	1		07/18/17 19:05	1634-04-4	
Naphthalene	ND	ug/L	1.0	1		07/18/17 19:05	91-20-3	
Styrene	ND	ug/L	1.0	1		07/18/17 19:05	100-42-5	
1,1,1,2-Tetrachloroethane	ND	ug/L	1.0	1		07/18/17 19:05	630-20-6	
1,1,2,2-Tetrachloroethane	ND	ug/L	1.0	1		07/18/17 19:05	79-34-5	
Tetrachloroethene	ND	ug/L	1.0	1		07/18/17 19:05	127-18-4	

REPORT OF LABORATORY ANALYSIS

This report shall not be reproduced, except in full,
without the written consent of Pace Analytical Services, LLC.

ANALYTICAL RESULTS

Project: MATRIX NEWNAN, GA 942803100

Pace Project No.: 92347868

Sample: TMW-1		Lab ID: 92347868002		Collected: 07/11/17 15:05	Received: 07/15/17 15:00	Matrix: Water		
Parameters	Results	Units	Report Limit	DF	Prepared	Analyzed	CAS No.	Qual
8260 MSV Low Level		Analytical Method: EPA 8260						
Toluene	ND	ug/L	1.0	1		07/18/17 19:05	108-88-3	
1,2,3-Trichlorobenzene	ND	ug/L	1.0	1		07/18/17 19:05	87-61-6	
1,2,4-Trichlorobenzene	ND	ug/L	1.0	1		07/18/17 19:05	120-82-1	
1,1,1-Trichloroethane	ND	ug/L	1.0	1		07/18/17 19:05	71-55-6	
1,1,2-Trichloroethane	ND	ug/L	1.0	1		07/18/17 19:05	79-00-5	
Trichloroethene	4.3	ug/L	1.0	1		07/18/17 19:05	79-01-6	
Trichlorofluoromethane	ND	ug/L	1.0	1		07/18/17 19:05	75-69-4	
1,2,3-Trichloropropane	ND	ug/L	1.0	1		07/18/17 19:05	96-18-4	
Vinyl acetate	ND	ug/L	2.0	1		07/18/17 19:05	108-05-4	
Vinyl chloride	ND	ug/L	1.0	1		07/18/17 19:05	75-01-4	
Xylene (Total)	ND	ug/L	1.0	1		07/18/17 19:05	1330-20-7	
m&p-Xylene	ND	ug/L	2.0	1		07/18/17 19:05	179601-23-1	
o-Xylene	ND	ug/L	1.0	1		07/18/17 19:05	95-47-6	
Surrogates								
4-Bromofluorobenzene (S)	101	%	70-130	1		07/18/17 19:05	460-00-4	
1,2-Dichloroethane-d4 (S)	92	%	70-130	1		07/18/17 19:05	17060-07-0	
Toluene-d8 (S)	100	%	70-130	1		07/18/17 19:05	2037-26-5	

REPORT OF LABORATORY ANALYSIS

This report shall not be reproduced, except in full,
without the written consent of Pace Analytical Services, LLC.

ANALYTICAL RESULTS

Project: MATRIX NEWNAN, GA 942803100

Pace Project No.: 92347868

Sample: DUP-1	Lab ID: 92347868003	Collected: 07/11/17 00:00	Received: 07/15/17 15:00	Matrix: Water				
Parameters	Results	Units	Report Limit	DF	Prepared	Analyzed	CAS No.	Qual
8260 MSV Low Level		Analytical Method: EPA 8260						
Acetone	ND	ug/L	25.0	1		07/18/17 19:23	67-64-1	
Benzene	ND	ug/L	1.0	1		07/18/17 19:23	71-43-2	
Bromobenzene	ND	ug/L	1.0	1		07/18/17 19:23	108-86-1	
Bromochloromethane	ND	ug/L	1.0	1		07/18/17 19:23	74-97-5	
Bromodichloromethane	ND	ug/L	1.0	1		07/18/17 19:23	75-27-4	
Bromoform	ND	ug/L	1.0	1		07/18/17 19:23	75-25-2	
Bromomethane	ND	ug/L	2.0	1		07/18/17 19:23	74-83-9	
2-Butanone (MEK)	ND	ug/L	5.0	1		07/18/17 19:23	78-93-3	
Carbon tetrachloride	ND	ug/L	1.0	1		07/18/17 19:23	56-23-5	
Chlorobenzene	ND	ug/L	1.0	1		07/18/17 19:23	108-90-7	
Chloroethane	ND	ug/L	1.0	1		07/18/17 19:23	75-00-3	
Chloroform	ND	ug/L	1.0	1		07/18/17 19:23	67-66-3	
Chloromethane	ND	ug/L	1.0	1		07/18/17 19:23	74-87-3	
2-Chlorotoluene	ND	ug/L	1.0	1		07/18/17 19:23	95-49-8	
4-Chlorotoluene	ND	ug/L	1.0	1		07/18/17 19:23	106-43-4	
1,2-Dibromo-3-chloropropane	ND	ug/L	2.0	1		07/18/17 19:23	96-12-8	
Dibromochloromethane	ND	ug/L	1.0	1		07/18/17 19:23	124-48-1	
1,2-Dibromoethane (EDB)	ND	ug/L	1.0	1		07/18/17 19:23	106-93-4	
Dibromomethane	ND	ug/L	1.0	1		07/18/17 19:23	74-95-3	
1,2-Dichlorobenzene	ND	ug/L	1.0	1		07/18/17 19:23	95-50-1	
1,3-Dichlorobenzene	ND	ug/L	1.0	1		07/18/17 19:23	541-73-1	
1,4-Dichlorobenzene	ND	ug/L	1.0	1		07/18/17 19:23	106-46-7	
Dichlorodifluoromethane	ND	ug/L	1.0	1		07/18/17 19:23	75-71-8	
1,1-Dichloroethane	ND	ug/L	1.0	1		07/18/17 19:23	75-34-3	
1,2-Dichloroethane	ND	ug/L	1.0	1		07/18/17 19:23	107-06-2	
1,1-Dichloroethene	ND	ug/L	1.0	1		07/18/17 19:23	75-35-4	
cis-1,2-Dichloroethene	ND	ug/L	1.0	1		07/18/17 19:23	156-59-2	
trans-1,2-Dichloroethene	ND	ug/L	1.0	1		07/18/17 19:23	156-60-5	
1,2-Dichloropropane	ND	ug/L	1.0	1		07/18/17 19:23	78-87-5	
1,3-Dichloropropane	ND	ug/L	1.0	1		07/18/17 19:23	142-28-9	
2,2-Dichloropropane	ND	ug/L	1.0	1		07/18/17 19:23	594-20-7	
1,1-Dichloropropene	ND	ug/L	1.0	1		07/18/17 19:23	563-58-6	
cis-1,3-Dichloropropene	ND	ug/L	1.0	1		07/18/17 19:23	10061-01-5	
trans-1,3-Dichloropropene	ND	ug/L	1.0	1		07/18/17 19:23	10061-02-6	
Diisopropyl ether	ND	ug/L	1.0	1		07/18/17 19:23	108-20-3	
Ethylbenzene	ND	ug/L	1.0	1		07/18/17 19:23	100-41-4	
Hexachloro-1,3-butadiene	ND	ug/L	1.0	1		07/18/17 19:23	87-68-3	
2-Hexanone	ND	ug/L	5.0	1		07/18/17 19:23	591-78-6	
p-Isopropyltoluene	ND	ug/L	1.0	1		07/18/17 19:23	99-87-6	
Methylene Chloride	ND	ug/L	2.0	1		07/18/17 19:23	75-09-2	
4-Methyl-2-pentanone (MIBK)	ND	ug/L	5.0	1		07/18/17 19:23	108-10-1	
Methyl-tert-butyl ether	ND	ug/L	1.0	1		07/18/17 19:23	1634-04-4	
Naphthalene	ND	ug/L	1.0	1		07/18/17 19:23	91-20-3	
Styrene	ND	ug/L	1.0	1		07/18/17 19:23	100-42-5	
1,1,1,2-Tetrachloroethane	ND	ug/L	1.0	1		07/18/17 19:23	630-20-6	
1,1,2,2-Tetrachloroethane	ND	ug/L	1.0	1		07/18/17 19:23	79-34-5	
Tetrachloroethene	2.2	ug/L	1.0	1		07/18/17 19:23	127-18-4	

REPORT OF LABORATORY ANALYSIS

This report shall not be reproduced, except in full,
without the written consent of Pace Analytical Services, LLC.

ANALYTICAL RESULTS

Project: MATRIX NEWNAN, GA 942803100

Pace Project No.: 92347868

Sample: DUP-1	Lab ID: 92347868003	Collected: 07/11/17 00:00	Received: 07/15/17 15:00	Matrix: Water				
Parameters	Results	Units	Report Limit	DF	Prepared	Analyzed	CAS No.	Qual
8260 MSV Low Level		Analytical Method: EPA 8260						
Toluene	ND	ug/L	1.0	1		07/18/17 19:23	108-88-3	
1,2,3-Trichlorobenzene	ND	ug/L	1.0	1		07/18/17 19:23	87-61-6	
1,2,4-Trichlorobenzene	ND	ug/L	1.0	1		07/18/17 19:23	120-82-1	
1,1,1-Trichloroethane	ND	ug/L	1.0	1		07/18/17 19:23	71-55-6	
1,1,2-Trichloroethane	ND	ug/L	1.0	1		07/18/17 19:23	79-00-5	
Trichloroethene	ND	ug/L	1.0	1		07/18/17 19:23	79-01-6	
Trichlorofluoromethane	ND	ug/L	1.0	1		07/18/17 19:23	75-69-4	
1,2,3-Trichloropropane	ND	ug/L	1.0	1		07/18/17 19:23	96-18-4	
Vinyl acetate	ND	ug/L	2.0	1		07/18/17 19:23	108-05-4	
Vinyl chloride	ND	ug/L	1.0	1		07/18/17 19:23	75-01-4	
Xylene (Total)	ND	ug/L	1.0	1		07/18/17 19:23	1330-20-7	
m&p-Xylene	ND	ug/L	2.0	1		07/18/17 19:23	179601-23-1	
o-Xylene	ND	ug/L	1.0	1		07/18/17 19:23	95-47-6	
Surrogates								
4-Bromofluorobenzene (S)	100	%	70-130	1		07/18/17 19:23	460-00-4	
1,2-Dichloroethane-d4 (S)	96	%	70-130	1		07/18/17 19:23	17060-07-0	
Toluene-d8 (S)	102	%	70-130	1		07/18/17 19:23	2037-26-5	

REPORT OF LABORATORY ANALYSIS

This report shall not be reproduced, except in full,
without the written consent of Pace Analytical Services, LLC.

ANALYTICAL RESULTS

Project: MATRIX NEWNAN, GA 942803100

Pace Project No.: 92347868

Sample: TMW-4	Lab ID: 92347868004	Collected: 07/11/17 16:10	Received: 07/15/17 15:00	Matrix: Water				
Parameters	Results	Units	Report Limit	DF	Prepared	Analyzed	CAS No.	Qual
8260 MSV Low Level	Analytical Method: EPA 8260							
Acetone	ND	ug/L	25.0	1		07/19/17 00:19	67-64-1	
Benzene	ND	ug/L	1.0	1		07/19/17 00:19	71-43-2	
Bromobenzene	ND	ug/L	1.0	1		07/19/17 00:19	108-86-1	
Bromochloromethane	ND	ug/L	1.0	1		07/19/17 00:19	74-97-5	
Bromodichloromethane	ND	ug/L	1.0	1		07/19/17 00:19	75-27-4	
Bromoform	ND	ug/L	1.0	1		07/19/17 00:19	75-25-2	
Bromomethane	ND	ug/L	2.0	1		07/19/17 00:19	74-83-9	
2-Butanone (MEK)	ND	ug/L	5.0	1		07/19/17 00:19	78-93-3	
Carbon tetrachloride	ND	ug/L	1.0	1		07/19/17 00:19	56-23-5	
Chlorobenzene	ND	ug/L	1.0	1		07/19/17 00:19	108-90-7	
Chloroethane	ND	ug/L	1.0	1		07/19/17 00:19	75-00-3	
Chloroform	ND	ug/L	1.0	1		07/19/17 00:19	67-66-3	
Chloromethane	ND	ug/L	1.0	1		07/19/17 00:19	74-87-3	
2-Chlorotoluene	ND	ug/L	1.0	1		07/19/17 00:19	95-49-8	
4-Chlorotoluene	ND	ug/L	1.0	1		07/19/17 00:19	106-43-4	
1,2-Dibromo-3-chloropropane	ND	ug/L	2.0	1		07/19/17 00:19	96-12-8	
Dibromochloromethane	ND	ug/L	1.0	1		07/19/17 00:19	124-48-1	
1,2-Dibromoethane (EDB)	ND	ug/L	1.0	1		07/19/17 00:19	106-93-4	
Dibromomethane	ND	ug/L	1.0	1		07/19/17 00:19	74-95-3	
1,2-Dichlorobenzene	ND	ug/L	1.0	1		07/19/17 00:19	95-50-1	
1,3-Dichlorobenzene	ND	ug/L	1.0	1		07/19/17 00:19	541-73-1	
1,4-Dichlorobenzene	ND	ug/L	1.0	1		07/19/17 00:19	106-46-7	
Dichlorodifluoromethane	ND	ug/L	1.0	1		07/19/17 00:19	75-71-8	
1,1-Dichloroethane	ND	ug/L	1.0	1		07/19/17 00:19	75-34-3	
1,2-Dichloroethane	ND	ug/L	1.0	1		07/19/17 00:19	107-06-2	
1,1-Dichloroethene	ND	ug/L	1.0	1		07/19/17 00:19	75-35-4	
cis-1,2-Dichloroethene	ND	ug/L	1.0	1		07/19/17 00:19	156-59-2	
trans-1,2-Dichloroethene	ND	ug/L	1.0	1		07/19/17 00:19	156-60-5	
1,2-Dichloropropane	ND	ug/L	1.0	1		07/19/17 00:19	78-87-5	
1,3-Dichloropropane	ND	ug/L	1.0	1		07/19/17 00:19	142-28-9	
2,2-Dichloropropane	ND	ug/L	1.0	1		07/19/17 00:19	594-20-7	
1,1-Dichloropropene	ND	ug/L	1.0	1		07/19/17 00:19	563-58-6	
cis-1,3-Dichloropropene	ND	ug/L	1.0	1		07/19/17 00:19	10061-01-5	
trans-1,3-Dichloropropene	ND	ug/L	1.0	1		07/19/17 00:19	10061-02-6	
Diisopropyl ether	ND	ug/L	1.0	1		07/19/17 00:19	108-20-3	
Ethylbenzene	ND	ug/L	1.0	1		07/19/17 00:19	100-41-4	
Hexachloro-1,3-butadiene	ND	ug/L	1.0	1		07/19/17 00:19	87-68-3	
2-Hexanone	ND	ug/L	5.0	1		07/19/17 00:19	591-78-6	
p-Isopropyltoluene	ND	ug/L	1.0	1		07/19/17 00:19	99-87-6	
Methylene Chloride	ND	ug/L	2.0	1		07/19/17 00:19	75-09-2	
4-Methyl-2-pentanone (MIBK)	ND	ug/L	5.0	1		07/19/17 00:19	108-10-1	
Methyl-tert-butyl ether	ND	ug/L	1.0	1		07/19/17 00:19	1634-04-4	
Naphthalene	ND	ug/L	1.0	1		07/19/17 00:19	91-20-3	
Styrene	ND	ug/L	1.0	1		07/19/17 00:19	100-42-5	
1,1,1,2-Tetrachloroethane	ND	ug/L	1.0	1		07/19/17 00:19	630-20-6	
1,1,1,2-Tetrachloroethane	ND	ug/L	1.0	1		07/19/17 00:19	79-34-5	
Tetrachloroethene	2.3	ug/L	1.0	1		07/19/17 00:19	127-18-4	

REPORT OF LABORATORY ANALYSIS

This report shall not be reproduced, except in full,
without the written consent of Pace Analytical Services, LLC.

ANALYTICAL RESULTS

Project: MATRIX NEWNAN, GA 942803100

Pace Project No.: 92347868

Sample: TMW-4		Lab ID: 92347868004		Collected: 07/11/17 16:10	Received: 07/15/17 15:00	Matrix: Water		
Parameters	Results	Units	Report Limit	DF	Prepared	Analyzed	CAS No.	Qual
8260 MSV Low Level		Analytical Method: EPA 8260						
Toluene	ND	ug/L	1.0	1		07/19/17 00:19	108-88-3	
1,2,3-Trichlorobenzene	ND	ug/L	1.0	1		07/19/17 00:19	87-61-6	
1,2,4-Trichlorobenzene	ND	ug/L	1.0	1		07/19/17 00:19	120-82-1	
1,1,1-Trichloroethane	ND	ug/L	1.0	1		07/19/17 00:19	71-55-6	
1,1,2-Trichloroethane	ND	ug/L	1.0	1		07/19/17 00:19	79-00-5	
Trichloroethene	ND	ug/L	1.0	1		07/19/17 00:19	79-01-6	
Trichlorofluoromethane	ND	ug/L	1.0	1		07/19/17 00:19	75-69-4	
1,2,3-Trichloropropane	ND	ug/L	1.0	1		07/19/17 00:19	96-18-4	
Vinyl acetate	ND	ug/L	2.0	1		07/19/17 00:19	108-05-4	
Vinyl chloride	ND	ug/L	1.0	1		07/19/17 00:19	75-01-4	
Xylene (Total)	ND	ug/L	1.0	1		07/19/17 00:19	1330-20-7	
m&p-Xylene	ND	ug/L	2.0	1		07/19/17 00:19	179601-23-1	
o-Xylene	ND	ug/L	1.0	1		07/19/17 00:19	95-47-6	
Surrogates								
4-Bromofluorobenzene (S)	102	%	70-130	1		07/19/17 00:19	460-00-4	
1,2-Dichloroethane-d4 (S)	98	%	70-130	1		07/19/17 00:19	17060-07-0	
Toluene-d8 (S)	104	%	70-130	1		07/19/17 00:19	2037-26-5	

REPORT OF LABORATORY ANALYSIS

This report shall not be reproduced, except in full,
without the written consent of Pace Analytical Services, LLC.

ANALYTICAL RESULTS

Project: MATRIX NEWNAN, GA 942803100

Pace Project No.: 92347868

Sample: TMW-6	Lab ID: 92347868005	Collected: 07/12/17 08:40	Received: 07/15/17 15:00	Matrix: Water				
Parameters	Results	Units	Report Limit	DF	Prepared	Analyzed	CAS No.	Qual
8260 MSV Low Level	Analytical Method: EPA 8260							
Acetone	ND	ug/L	25.0	1		07/18/17 23:44	67-64-1	
Benzene	ND	ug/L	1.0	1		07/18/17 23:44	71-43-2	
Bromobenzene	ND	ug/L	1.0	1		07/18/17 23:44	108-86-1	
Bromochloromethane	ND	ug/L	1.0	1		07/18/17 23:44	74-97-5	
Bromodichloromethane	ND	ug/L	1.0	1		07/18/17 23:44	75-27-4	
Bromoform	ND	ug/L	1.0	1		07/18/17 23:44	75-25-2	
Bromomethane	ND	ug/L	2.0	1		07/18/17 23:44	74-83-9	
2-Butanone (MEK)	ND	ug/L	5.0	1		07/18/17 23:44	78-93-3	
Carbon tetrachloride	ND	ug/L	1.0	1		07/18/17 23:44	56-23-5	
Chlorobenzene	ND	ug/L	1.0	1		07/18/17 23:44	108-90-7	
Chloroethane	ND	ug/L	1.0	1		07/18/17 23:44	75-00-3	
Chloroform	ND	ug/L	1.0	1		07/18/17 23:44	67-66-3	
Chloromethane	ND	ug/L	1.0	1		07/18/17 23:44	74-87-3	
2-Chlorotoluene	ND	ug/L	1.0	1		07/18/17 23:44	95-49-8	
4-Chlorotoluene	ND	ug/L	1.0	1		07/18/17 23:44	106-43-4	
1,2-Dibromo-3-chloropropane	ND	ug/L	2.0	1		07/18/17 23:44	96-12-8	
Dibromochloromethane	ND	ug/L	1.0	1		07/18/17 23:44	124-48-1	
1,2-Dibromoethane (EDB)	ND	ug/L	1.0	1		07/18/17 23:44	106-93-4	
Dibromomethane	ND	ug/L	1.0	1		07/18/17 23:44	74-95-3	
1,2-Dichlorobenzene	ND	ug/L	1.0	1		07/18/17 23:44	95-50-1	
1,3-Dichlorobenzene	ND	ug/L	1.0	1		07/18/17 23:44	541-73-1	
1,4-Dichlorobenzene	ND	ug/L	1.0	1		07/18/17 23:44	106-46-7	
Dichlorodifluoromethane	ND	ug/L	1.0	1		07/18/17 23:44	75-71-8	
1,1-Dichloroethane	ND	ug/L	1.0	1		07/18/17 23:44	75-34-3	
1,2-Dichloroethane	ND	ug/L	1.0	1		07/18/17 23:44	107-06-2	
1,1-Dichloroethene	ND	ug/L	1.0	1		07/18/17 23:44	75-35-4	
cis-1,2-Dichloroethene	ND	ug/L	1.0	1		07/18/17 23:44	156-59-2	
trans-1,2-Dichloroethene	ND	ug/L	1.0	1		07/18/17 23:44	156-60-5	
1,2-Dichloropropane	ND	ug/L	1.0	1		07/18/17 23:44	78-87-5	
1,3-Dichloropropane	ND	ug/L	1.0	1		07/18/17 23:44	142-28-9	
2,2-Dichloropropane	ND	ug/L	1.0	1		07/18/17 23:44	594-20-7	
1,1-Dichloropropene	ND	ug/L	1.0	1		07/18/17 23:44	563-58-6	
cis-1,3-Dichloropropene	ND	ug/L	1.0	1		07/18/17 23:44	10061-01-5	
trans-1,3-Dichloropropene	ND	ug/L	1.0	1		07/18/17 23:44	10061-02-6	
Diisopropyl ether	ND	ug/L	1.0	1		07/18/17 23:44	108-20-3	
Ethylbenzene	ND	ug/L	1.0	1		07/18/17 23:44	100-41-4	
Hexachloro-1,3-butadiene	ND	ug/L	1.0	1		07/18/17 23:44	87-68-3	
2-Hexanone	ND	ug/L	5.0	1		07/18/17 23:44	591-78-6	
p-Isopropyltoluene	ND	ug/L	1.0	1		07/18/17 23:44	99-87-6	
Methylene Chloride	ND	ug/L	2.0	1		07/18/17 23:44	75-09-2	
4-Methyl-2-pentanone (MIBK)	ND	ug/L	5.0	1		07/18/17 23:44	108-10-1	
Methyl-tert-butyl ether	ND	ug/L	1.0	1		07/18/17 23:44	1634-04-4	
Naphthalene	ND	ug/L	1.0	1		07/18/17 23:44	91-20-3	
Styrene	ND	ug/L	1.0	1		07/18/17 23:44	100-42-5	
1,1,1,2-Tetrachloroethane	ND	ug/L	1.0	1		07/18/17 23:44	630-20-6	
1,1,1,2,2-Tetrachloroethane	ND	ug/L	1.0	1		07/18/17 23:44	79-34-5	
Tetrachloroethene	ND	ug/L	1.0	1		07/18/17 23:44	127-18-4	

REPORT OF LABORATORY ANALYSIS

This report shall not be reproduced, except in full,
without the written consent of Pace Analytical Services, LLC.

ANALYTICAL RESULTS

Project: MATRIX NEWNAN, GA 942803100

Pace Project No.: 92347868

Sample: TMW-6		Lab ID: 92347868005		Collected: 07/12/17 08:40	Received: 07/15/17 15:00	Matrix: Water		
Parameters	Results	Units	Report Limit	DF	Prepared	Analyzed	CAS No.	Qual
8260 MSV Low Level		Analytical Method: EPA 8260						
Toluene	ND	ug/L	1.0	1		07/18/17 23:44	108-88-3	
1,2,3-Trichlorobenzene	ND	ug/L	1.0	1		07/18/17 23:44	87-61-6	
1,2,4-Trichlorobenzene	ND	ug/L	1.0	1		07/18/17 23:44	120-82-1	
1,1,1-Trichloroethane	ND	ug/L	1.0	1		07/18/17 23:44	71-55-6	
1,1,2-Trichloroethane	ND	ug/L	1.0	1		07/18/17 23:44	79-00-5	
Trichloroethene	ND	ug/L	1.0	1		07/18/17 23:44	79-01-6	
Trichlorofluoromethane	ND	ug/L	1.0	1		07/18/17 23:44	75-69-4	
1,2,3-Trichloropropane	ND	ug/L	1.0	1		07/18/17 23:44	96-18-4	
Vinyl acetate	ND	ug/L	2.0	1		07/18/17 23:44	108-05-4	
Vinyl chloride	ND	ug/L	1.0	1		07/18/17 23:44	75-01-4	
Xylene (Total)	ND	ug/L	1.0	1		07/18/17 23:44	1330-20-7	
m&p-Xylene	ND	ug/L	2.0	1		07/18/17 23:44	179601-23-1	
o-Xylene	ND	ug/L	1.0	1		07/18/17 23:44	95-47-6	
Surrogates								
4-Bromofluorobenzene (S)	99	%	70-130	1		07/18/17 23:44	460-00-4	
1,2-Dichloroethane-d4 (S)	93	%	70-130	1		07/18/17 23:44	17060-07-0	
Toluene-d8 (S)	104	%	70-130	1		07/18/17 23:44	2037-26-5	

REPORT OF LABORATORY ANALYSIS

This report shall not be reproduced, except in full,
without the written consent of Pace Analytical Services, LLC.

ANALYTICAL RESULTS

Project: MATRIX NEWNAN, GA 942803100

Pace Project No.: 92347868

Sample: TMW-7	Lab ID: 92347868006	Collected: 07/12/17 09:35	Received: 07/15/17 15:00	Matrix: Water				
Parameters	Results	Units	Report Limit	DF	Prepared	Analyzed	CAS No.	Qual
8260 MSV Low Level	Analytical Method: EPA 8260							
Acetone	ND	ug/L	25.0	1		07/18/17 19:40	67-64-1	
Benzene	ND	ug/L	1.0	1		07/18/17 19:40	71-43-2	
Bromobenzene	ND	ug/L	1.0	1		07/18/17 19:40	108-86-1	
Bromochloromethane	ND	ug/L	1.0	1		07/18/17 19:40	74-97-5	
Bromodichloromethane	ND	ug/L	1.0	1		07/18/17 19:40	75-27-4	
Bromoform	ND	ug/L	1.0	1		07/18/17 19:40	75-25-2	
Bromomethane	ND	ug/L	2.0	1		07/18/17 19:40	74-83-9	
2-Butanone (MEK)	ND	ug/L	5.0	1		07/18/17 19:40	78-93-3	
Carbon tetrachloride	ND	ug/L	1.0	1		07/18/17 19:40	56-23-5	
Chlorobenzene	ND	ug/L	1.0	1		07/18/17 19:40	108-90-7	
Chloroethane	ND	ug/L	1.0	1		07/18/17 19:40	75-00-3	
Chloroform	ND	ug/L	1.0	1		07/18/17 19:40	67-66-3	
Chloromethane	ND	ug/L	1.0	1		07/18/17 19:40	74-87-3	
2-Chlorotoluene	ND	ug/L	1.0	1		07/18/17 19:40	95-49-8	
4-Chlorotoluene	ND	ug/L	1.0	1		07/18/17 19:40	106-43-4	
1,2-Dibromo-3-chloropropane	ND	ug/L	2.0	1		07/18/17 19:40	96-12-8	
Dibromochloromethane	ND	ug/L	1.0	1		07/18/17 19:40	124-48-1	
1,2-Dibromoethane (EDB)	ND	ug/L	1.0	1		07/18/17 19:40	106-93-4	
Dibromomethane	ND	ug/L	1.0	1		07/18/17 19:40	74-95-3	
1,2-Dichlorobenzene	ND	ug/L	1.0	1		07/18/17 19:40	95-50-1	
1,3-Dichlorobenzene	ND	ug/L	1.0	1		07/18/17 19:40	541-73-1	
1,4-Dichlorobenzene	ND	ug/L	1.0	1		07/18/17 19:40	106-46-7	
Dichlorodifluoromethane	ND	ug/L	1.0	1		07/18/17 19:40	75-71-8	
1,1-Dichloroethane	ND	ug/L	1.0	1		07/18/17 19:40	75-34-3	
1,2-Dichloroethane	ND	ug/L	1.0	1		07/18/17 19:40	107-06-2	
1,1-Dichloroethene	ND	ug/L	1.0	1		07/18/17 19:40	75-35-4	
cis-1,2-Dichloroethene	ND	ug/L	1.0	1		07/18/17 19:40	156-59-2	
trans-1,2-Dichloroethene	ND	ug/L	1.0	1		07/18/17 19:40	156-60-5	
1,2-Dichloropropane	ND	ug/L	1.0	1		07/18/17 19:40	78-87-5	
1,3-Dichloropropane	ND	ug/L	1.0	1		07/18/17 19:40	142-28-9	
2,2-Dichloropropane	ND	ug/L	1.0	1		07/18/17 19:40	594-20-7	
1,1-Dichloropropene	ND	ug/L	1.0	1		07/18/17 19:40	563-58-6	
cis-1,3-Dichloropropene	ND	ug/L	1.0	1		07/18/17 19:40	10061-01-5	
trans-1,3-Dichloropropene	ND	ug/L	1.0	1		07/18/17 19:40	10061-02-6	
Diisopropyl ether	ND	ug/L	1.0	1		07/18/17 19:40	108-20-3	
Ethylbenzene	ND	ug/L	1.0	1		07/18/17 19:40	100-41-4	
Hexachloro-1,3-butadiene	ND	ug/L	1.0	1		07/18/17 19:40	87-68-3	
2-Hexanone	ND	ug/L	5.0	1		07/18/17 19:40	591-78-6	
p-Isopropyltoluene	ND	ug/L	1.0	1		07/18/17 19:40	99-87-6	
Methylene Chloride	ND	ug/L	2.0	1		07/18/17 19:40	75-09-2	
4-Methyl-2-pentanone (MIBK)	ND	ug/L	5.0	1		07/18/17 19:40	108-10-1	
Methyl-tert-butyl ether	ND	ug/L	1.0	1		07/18/17 19:40	1634-04-4	
Naphthalene	ND	ug/L	1.0	1		07/18/17 19:40	91-20-3	
Styrene	ND	ug/L	1.0	1		07/18/17 19:40	100-42-5	
1,1,1,2-Tetrachloroethane	ND	ug/L	1.0	1		07/18/17 19:40	630-20-6	
1,1,1,2,2-Tetrachloroethane	ND	ug/L	1.0	1		07/18/17 19:40	79-34-5	
Tetrachloroethene	2.0	ug/L	1.0	1		07/18/17 19:40	127-18-4	

REPORT OF LABORATORY ANALYSIS

This report shall not be reproduced, except in full,
without the written consent of Pace Analytical Services, LLC.

ANALYTICAL RESULTS

Project: MATRIX NEWNAN, GA 942803100

Pace Project No.: 92347868

Sample: TMW-7		Lab ID: 92347868006		Collected: 07/12/17 09:35	Received: 07/15/17 15:00	Matrix: Water		
Parameters	Results	Units	Report Limit	DF	Prepared	Analyzed	CAS No.	Qual
8260 MSV Low Level		Analytical Method: EPA 8260						
Toluene	ND	ug/L	1.0	1		07/18/17 19:40	108-88-3	
1,2,3-Trichlorobenzene	ND	ug/L	1.0	1		07/18/17 19:40	87-61-6	
1,2,4-Trichlorobenzene	ND	ug/L	1.0	1		07/18/17 19:40	120-82-1	
1,1,1-Trichloroethane	ND	ug/L	1.0	1		07/18/17 19:40	71-55-6	
1,1,2-Trichloroethane	ND	ug/L	1.0	1		07/18/17 19:40	79-00-5	
Trichloroethene	ND	ug/L	1.0	1		07/18/17 19:40	79-01-6	
Trichlorofluoromethane	ND	ug/L	1.0	1		07/18/17 19:40	75-69-4	
1,2,3-Trichloropropane	ND	ug/L	1.0	1		07/18/17 19:40	96-18-4	
Vinyl acetate	ND	ug/L	2.0	1		07/18/17 19:40	108-05-4	
Vinyl chloride	ND	ug/L	1.0	1		07/18/17 19:40	75-01-4	
Xylene (Total)	ND	ug/L	1.0	1		07/18/17 19:40	1330-20-7	
m&p-Xylene	ND	ug/L	2.0	1		07/18/17 19:40	179601-23-1	
o-Xylene	ND	ug/L	1.0	1		07/18/17 19:40	95-47-6	
Surrogates								
4-Bromofluorobenzene (S)	99	%	70-130	1		07/18/17 19:40	460-00-4	
1,2-Dichloroethane-d4 (S)	98	%	70-130	1		07/18/17 19:40	17060-07-0	
Toluene-d8 (S)	102	%	70-130	1		07/18/17 19:40	2037-26-5	

REPORT OF LABORATORY ANALYSIS

This report shall not be reproduced, except in full,
without the written consent of Pace Analytical Services, LLC.

ANALYTICAL RESULTS

Project: MATRIX NEWNAN, GA 942803100

Pace Project No.: 92347868

Sample: TMW-12		Lab ID: 92347868007	Collected: 07/12/17 10:43	Received: 07/15/17 15:00	Matrix: Water			
Parameters	Results	Units	Report Limit	DF	Prepared	Analyzed	CAS No.	Qual
8260 MSV Low Level		Analytical Method: EPA 8260						
Acetone	ND	ug/L	25.0	1		07/18/17 19:58	67-64-1	
Benzene	ND	ug/L	1.0	1		07/18/17 19:58	71-43-2	
Bromobenzene	ND	ug/L	1.0	1		07/18/17 19:58	108-86-1	
Bromochloromethane	ND	ug/L	1.0	1		07/18/17 19:58	74-97-5	
Bromodichloromethane	ND	ug/L	1.0	1		07/18/17 19:58	75-27-4	
Bromoform	ND	ug/L	1.0	1		07/18/17 19:58	75-25-2	
Bromomethane	ND	ug/L	2.0	1		07/18/17 19:58	74-83-9	
2-Butanone (MEK)	ND	ug/L	5.0	1		07/18/17 19:58	78-93-3	
Carbon tetrachloride	ND	ug/L	1.0	1		07/18/17 19:58	56-23-5	
Chlorobenzene	ND	ug/L	1.0	1		07/18/17 19:58	108-90-7	
Chloroethane	ND	ug/L	1.0	1		07/18/17 19:58	75-00-3	
Chloroform	ND	ug/L	1.0	1		07/18/17 19:58	67-66-3	
Chloromethane	ND	ug/L	1.0	1		07/18/17 19:58	74-87-3	
2-Chlorotoluene	ND	ug/L	1.0	1		07/18/17 19:58	95-49-8	
4-Chlorotoluene	ND	ug/L	1.0	1		07/18/17 19:58	106-43-4	
1,2-Dibromo-3-chloropropane	ND	ug/L	2.0	1		07/18/17 19:58	96-12-8	
Dibromochloromethane	ND	ug/L	1.0	1		07/18/17 19:58	124-48-1	
1,2-Dibromoethane (EDB)	ND	ug/L	1.0	1		07/18/17 19:58	106-93-4	
Dibromomethane	ND	ug/L	1.0	1		07/18/17 19:58	74-95-3	
1,2-Dichlorobenzene	ND	ug/L	1.0	1		07/18/17 19:58	95-50-1	
1,3-Dichlorobenzene	ND	ug/L	1.0	1		07/18/17 19:58	541-73-1	
1,4-Dichlorobenzene	ND	ug/L	1.0	1		07/18/17 19:58	106-46-7	
Dichlorodifluoromethane	ND	ug/L	1.0	1		07/18/17 19:58	75-71-8	
1,1-Dichloroethane	ND	ug/L	1.0	1		07/18/17 19:58	75-34-3	
1,2-Dichloroethane	ND	ug/L	1.0	1		07/18/17 19:58	107-06-2	
1,1-Dichloroethene	ND	ug/L	1.0	1		07/18/17 19:58	75-35-4	
cis-1,2-Dichloroethene	2.4	ug/L	1.0	1		07/18/17 19:58	156-59-2	
trans-1,2-Dichloroethene	ND	ug/L	1.0	1		07/18/17 19:58	156-60-5	
1,2-Dichloropropane	ND	ug/L	1.0	1		07/18/17 19:58	78-87-5	
1,3-Dichloropropane	ND	ug/L	1.0	1		07/18/17 19:58	142-28-9	
2,2-Dichloropropane	ND	ug/L	1.0	1		07/18/17 19:58	594-20-7	
1,1-Dichloropropene	ND	ug/L	1.0	1		07/18/17 19:58	563-58-6	
cis-1,3-Dichloropropene	ND	ug/L	1.0	1		07/18/17 19:58	10061-01-5	
trans-1,3-Dichloropropene	ND	ug/L	1.0	1		07/18/17 19:58	10061-02-6	
Diisopropyl ether	ND	ug/L	1.0	1		07/18/17 19:58	108-20-3	
Ethylbenzene	ND	ug/L	1.0	1		07/18/17 19:58	100-41-4	
Hexachloro-1,3-butadiene	ND	ug/L	1.0	1		07/18/17 19:58	87-68-3	
2-Hexanone	ND	ug/L	5.0	1		07/18/17 19:58	591-78-6	
p-Isopropyltoluene	ND	ug/L	1.0	1		07/18/17 19:58	99-87-6	
Methylene Chloride	ND	ug/L	2.0	1		07/18/17 19:58	75-09-2	
4-Methyl-2-pentanone (MIBK)	ND	ug/L	5.0	1		07/18/17 19:58	108-10-1	
Methyl-tert-butyl ether	ND	ug/L	1.0	1		07/18/17 19:58	1634-04-4	
Naphthalene	ND	ug/L	1.0	1		07/18/17 19:58	91-20-3	
Styrene	ND	ug/L	1.0	1		07/18/17 19:58	100-42-5	
1,1,1,2-Tetrachloroethane	ND	ug/L	1.0	1		07/18/17 19:58	630-20-6	
1,1,2,2-Tetrachloroethane	ND	ug/L	1.0	1		07/18/17 19:58	79-34-5	
Tetrachloroethene	42.0	ug/L	1.0	1		07/18/17 19:58	127-18-4	

REPORT OF LABORATORY ANALYSIS

This report shall not be reproduced, except in full,
without the written consent of Pace Analytical Services, LLC.

ANALYTICAL RESULTS

Project: MATRIX NEWNAN, GA 942803100

Pace Project No.: 92347868

Sample: TMW-12	Lab ID: 92347868007	Collected: 07/12/17 10:43		Received: 07/15/17 15:00		Matrix: Water		
Parameters	Results	Units	Report Limit	DF	Prepared	Analyzed	CAS No.	Qual
8260 MSV Low Level		Analytical Method: EPA 8260						
Toluene	ND	ug/L	1.0	1		07/18/17 19:58	108-88-3	
1,2,3-Trichlorobenzene	ND	ug/L	1.0	1		07/18/17 19:58	87-61-6	
1,2,4-Trichlorobenzene	ND	ug/L	1.0	1		07/18/17 19:58	120-82-1	
1,1,1-Trichloroethane	ND	ug/L	1.0	1		07/18/17 19:58	71-55-6	
1,1,2-Trichloroethane	ND	ug/L	1.0	1		07/18/17 19:58	79-00-5	
Trichloroethene	6.8	ug/L	1.0	1		07/18/17 19:58	79-01-6	
Trichlorofluoromethane	ND	ug/L	1.0	1		07/18/17 19:58	75-69-4	
1,2,3-Trichloropropane	ND	ug/L	1.0	1		07/18/17 19:58	96-18-4	
Vinyl acetate	ND	ug/L	2.0	1		07/18/17 19:58	108-05-4	
Vinyl chloride	ND	ug/L	1.0	1		07/18/17 19:58	75-01-4	
Xylene (Total)	ND	ug/L	1.0	1		07/18/17 19:58	1330-20-7	
m&p-Xylene	ND	ug/L	2.0	1		07/18/17 19:58	179601-23-1	
o-Xylene	ND	ug/L	1.0	1		07/18/17 19:58	95-47-6	
Surrogates								
4-Bromofluorobenzene (S)	100	%	70-130	1		07/18/17 19:58	460-00-4	
1,2-Dichloroethane-d4 (S)	96	%	70-130	1		07/18/17 19:58	17060-07-0	
Toluene-d8 (S)	100	%	70-130	1		07/18/17 19:58	2037-26-5	

REPORT OF LABORATORY ANALYSIS

This report shall not be reproduced, except in full,
without the written consent of Pace Analytical Services, LLC.

ANALYTICAL RESULTS

Project: MATRIX NEWNAN, GA 942803100

Pace Project No.: 92347868

Sample: TMW-11		Lab ID: 92347868008	Collected: 07/12/17 11:40	Received: 07/15/17 15:00	Matrix: Water			
Parameters	Results	Units	Report Limit	DF	Prepared	Analyzed	CAS No.	Qual
8260 MSV Low Level		Analytical Method: EPA 8260						
Acetone	ND	ug/L	25.0	1		07/18/17 20:15	67-64-1	
Benzene	ND	ug/L	1.0	1		07/18/17 20:15	71-43-2	
Bromobenzene	ND	ug/L	1.0	1		07/18/17 20:15	108-86-1	
Bromochloromethane	ND	ug/L	1.0	1		07/18/17 20:15	74-97-5	
Bromodichloromethane	ND	ug/L	1.0	1		07/18/17 20:15	75-27-4	
Bromoform	ND	ug/L	1.0	1		07/18/17 20:15	75-25-2	
Bromomethane	ND	ug/L	2.0	1		07/18/17 20:15	74-83-9	
2-Butanone (MEK)	ND	ug/L	5.0	1		07/18/17 20:15	78-93-3	
Carbon tetrachloride	ND	ug/L	1.0	1		07/18/17 20:15	56-23-5	
Chlorobenzene	ND	ug/L	1.0	1		07/18/17 20:15	108-90-7	
Chloroethane	ND	ug/L	1.0	1		07/18/17 20:15	75-00-3	
Chloroform	ND	ug/L	1.0	1		07/18/17 20:15	67-66-3	
Chloromethane	ND	ug/L	1.0	1		07/18/17 20:15	74-87-3	
2-Chlorotoluene	ND	ug/L	1.0	1		07/18/17 20:15	95-49-8	
4-Chlorotoluene	ND	ug/L	1.0	1		07/18/17 20:15	106-43-4	
1,2-Dibromo-3-chloropropane	ND	ug/L	2.0	1		07/18/17 20:15	96-12-8	
Dibromochloromethane	ND	ug/L	1.0	1		07/18/17 20:15	124-48-1	
1,2-Dibromoethane (EDB)	ND	ug/L	1.0	1		07/18/17 20:15	106-93-4	
Dibromomethane	ND	ug/L	1.0	1		07/18/17 20:15	74-95-3	
1,2-Dichlorobenzene	ND	ug/L	1.0	1		07/18/17 20:15	95-50-1	
1,3-Dichlorobenzene	ND	ug/L	1.0	1		07/18/17 20:15	541-73-1	
1,4-Dichlorobenzene	ND	ug/L	1.0	1		07/18/17 20:15	106-46-7	
Dichlorodifluoromethane	ND	ug/L	1.0	1		07/18/17 20:15	75-71-8	
1,1-Dichloroethane	ND	ug/L	1.0	1		07/18/17 20:15	75-34-3	
1,2-Dichloroethane	ND	ug/L	1.0	1		07/18/17 20:15	107-06-2	
1,1-Dichloroethene	ND	ug/L	1.0	1		07/18/17 20:15	75-35-4	
cis-1,2-Dichloroethene	ND	ug/L	1.0	1		07/18/17 20:15	156-59-2	
trans-1,2-Dichloroethene	ND	ug/L	1.0	1		07/18/17 20:15	156-60-5	
1,2-Dichloropropane	ND	ug/L	1.0	1		07/18/17 20:15	78-87-5	
1,3-Dichloropropane	ND	ug/L	1.0	1		07/18/17 20:15	142-28-9	
2,2-Dichloropropane	ND	ug/L	1.0	1		07/18/17 20:15	594-20-7	
1,1-Dichloropropene	ND	ug/L	1.0	1		07/18/17 20:15	563-58-6	
cis-1,3-Dichloropropene	ND	ug/L	1.0	1		07/18/17 20:15	10061-01-5	
trans-1,3-Dichloropropene	ND	ug/L	1.0	1		07/18/17 20:15	10061-02-6	
Diisopropyl ether	ND	ug/L	1.0	1		07/18/17 20:15	108-20-3	
Ethylbenzene	ND	ug/L	1.0	1		07/18/17 20:15	100-41-4	
Hexachloro-1,3-butadiene	ND	ug/L	1.0	1		07/18/17 20:15	87-68-3	
2-Hexanone	ND	ug/L	5.0	1		07/18/17 20:15	591-78-6	
p-Isopropyltoluene	ND	ug/L	1.0	1		07/18/17 20:15	99-87-6	
Methylene Chloride	ND	ug/L	2.0	1		07/18/17 20:15	75-09-2	
4-Methyl-2-pentanone (MIBK)	ND	ug/L	5.0	1		07/18/17 20:15	108-10-1	
Methyl-tert-butyl ether	ND	ug/L	1.0	1		07/18/17 20:15	1634-04-4	
Naphthalene	ND	ug/L	1.0	1		07/18/17 20:15	91-20-3	
Styrene	ND	ug/L	1.0	1		07/18/17 20:15	100-42-5	
1,1,1,2-Tetrachloroethane	ND	ug/L	1.0	1		07/18/17 20:15	630-20-6	
1,1,1,2,2-Tetrachloroethane	ND	ug/L	1.0	1		07/18/17 20:15	79-34-5	
Tetrachloroethene	10.4	ug/L	1.0	1		07/18/17 20:15	127-18-4	

REPORT OF LABORATORY ANALYSIS

This report shall not be reproduced, except in full,
without the written consent of Pace Analytical Services, LLC.

ANALYTICAL RESULTS

Project: MATRIX NEWNAN, GA 942803100

Pace Project No.: 92347868

Sample: TMW-11		Lab ID: 92347868008		Collected: 07/12/17 11:40	Received: 07/15/17 15:00	Matrix: Water		
Parameters	Results	Units	Report Limit	DF	Prepared	Analyzed	CAS No.	Qual
8260 MSV Low Level		Analytical Method: EPA 8260						
Toluene	ND	ug/L	1.0	1		07/18/17 20:15	108-88-3	
1,2,3-Trichlorobenzene	ND	ug/L	1.0	1		07/18/17 20:15	87-61-6	
1,2,4-Trichlorobenzene	ND	ug/L	1.0	1		07/18/17 20:15	120-82-1	
1,1,1-Trichloroethane	ND	ug/L	1.0	1		07/18/17 20:15	71-55-6	
1,1,2-Trichloroethane	ND	ug/L	1.0	1		07/18/17 20:15	79-00-5	
Trichloroethene	ND	ug/L	1.0	1		07/18/17 20:15	79-01-6	
Trichlorofluoromethane	ND	ug/L	1.0	1		07/18/17 20:15	75-69-4	
1,2,3-Trichloropropane	ND	ug/L	1.0	1		07/18/17 20:15	96-18-4	
Vinyl acetate	ND	ug/L	2.0	1		07/18/17 20:15	108-05-4	
Vinyl chloride	ND	ug/L	1.0	1		07/18/17 20:15	75-01-4	
Xylene (Total)	ND	ug/L	1.0	1		07/18/17 20:15	1330-20-7	
m&p-Xylene	ND	ug/L	2.0	1		07/18/17 20:15	179601-23-1	
o-Xylene	ND	ug/L	1.0	1		07/18/17 20:15	95-47-6	
Surrogates								
4-Bromofluorobenzene (S)	100	%	70-130	1		07/18/17 20:15	460-00-4	
1,2-Dichloroethane-d4 (S)	97	%	70-130	1		07/18/17 20:15	17060-07-0	
Toluene-d8 (S)	101	%	70-130	1		07/18/17 20:15	2037-26-5	

REPORT OF LABORATORY ANALYSIS

This report shall not be reproduced, except in full,
without the written consent of Pace Analytical Services, LLC.

ANALYTICAL RESULTS

Project: MATRIX NEWNAN, GA 942803100

Pace Project No.: 92347868

Sample: TMW-10	Lab ID: 92347868009	Collected: 07/12/17 13:45	Received: 07/15/17 15:00	Matrix: Water				
Parameters	Results	Units	Report Limit	DF	Prepared	Analyzed	CAS No.	Qual
8260 MSV Low Level	Analytical Method: EPA 8260							
Acetone	ND	ug/L	25.0	1		07/18/17 20:33	67-64-1	
Benzene	ND	ug/L	1.0	1		07/18/17 20:33	71-43-2	
Bromobenzene	ND	ug/L	1.0	1		07/18/17 20:33	108-86-1	
Bromochloromethane	ND	ug/L	1.0	1		07/18/17 20:33	74-97-5	
Bromodichloromethane	ND	ug/L	1.0	1		07/18/17 20:33	75-27-4	
Bromoform	ND	ug/L	1.0	1		07/18/17 20:33	75-25-2	
Bromomethane	ND	ug/L	2.0	1		07/18/17 20:33	74-83-9	
2-Butanone (MEK)	ND	ug/L	5.0	1		07/18/17 20:33	78-93-3	
Carbon tetrachloride	ND	ug/L	1.0	1		07/18/17 20:33	56-23-5	
Chlorobenzene	ND	ug/L	1.0	1		07/18/17 20:33	108-90-7	
Chloroethane	ND	ug/L	1.0	1		07/18/17 20:33	75-00-3	
Chloroform	ND	ug/L	1.0	1		07/18/17 20:33	67-66-3	
Chloromethane	ND	ug/L	1.0	1		07/18/17 20:33	74-87-3	
2-Chlorotoluene	ND	ug/L	1.0	1		07/18/17 20:33	95-49-8	
4-Chlorotoluene	ND	ug/L	1.0	1		07/18/17 20:33	106-43-4	
1,2-Dibromo-3-chloropropane	ND	ug/L	2.0	1		07/18/17 20:33	96-12-8	
Dibromochloromethane	ND	ug/L	1.0	1		07/18/17 20:33	124-48-1	
1,2-Dibromoethane (EDB)	ND	ug/L	1.0	1		07/18/17 20:33	106-93-4	
Dibromomethane	ND	ug/L	1.0	1		07/18/17 20:33	74-95-3	
1,2-Dichlorobenzene	ND	ug/L	1.0	1		07/18/17 20:33	95-50-1	
1,3-Dichlorobenzene	ND	ug/L	1.0	1		07/18/17 20:33	541-73-1	
1,4-Dichlorobenzene	ND	ug/L	1.0	1		07/18/17 20:33	106-46-7	
Dichlorodifluoromethane	ND	ug/L	1.0	1		07/18/17 20:33	75-71-8	
1,1-Dichloroethane	ND	ug/L	1.0	1		07/18/17 20:33	75-34-3	
1,2-Dichloroethane	ND	ug/L	1.0	1		07/18/17 20:33	107-06-2	
1,1-Dichloroethene	ND	ug/L	1.0	1		07/18/17 20:33	75-35-4	
cis-1,2-Dichloroethene	ND	ug/L	1.0	1		07/18/17 20:33	156-59-2	
trans-1,2-Dichloroethene	ND	ug/L	1.0	1		07/18/17 20:33	156-60-5	
1,2-Dichloropropane	ND	ug/L	1.0	1		07/18/17 20:33	78-87-5	
1,3-Dichloropropane	ND	ug/L	1.0	1		07/18/17 20:33	142-28-9	
2,2-Dichloropropane	ND	ug/L	1.0	1		07/18/17 20:33	594-20-7	
1,1-Dichloropropene	ND	ug/L	1.0	1		07/18/17 20:33	563-58-6	
cis-1,3-Dichloropropene	ND	ug/L	1.0	1		07/18/17 20:33	10061-01-5	
trans-1,3-Dichloropropene	ND	ug/L	1.0	1		07/18/17 20:33	10061-02-6	
Diisopropyl ether	ND	ug/L	1.0	1		07/18/17 20:33	108-20-3	
Ethylbenzene	ND	ug/L	1.0	1		07/18/17 20:33	100-41-4	
Hexachloro-1,3-butadiene	ND	ug/L	1.0	1		07/18/17 20:33	87-68-3	
2-Hexanone	ND	ug/L	5.0	1		07/18/17 20:33	591-78-6	
p-Isopropyltoluene	ND	ug/L	1.0	1		07/18/17 20:33	99-87-6	
Methylene Chloride	ND	ug/L	2.0	1		07/18/17 20:33	75-09-2	
4-Methyl-2-pentanone (MIBK)	ND	ug/L	5.0	1		07/18/17 20:33	108-10-1	
Methyl-tert-butyl ether	ND	ug/L	1.0	1		07/18/17 20:33	1634-04-4	
Naphthalene	ND	ug/L	1.0	1		07/18/17 20:33	91-20-3	
Styrene	ND	ug/L	1.0	1		07/18/17 20:33	100-42-5	
1,1,1,2-Tetrachloroethane	ND	ug/L	1.0	1		07/18/17 20:33	630-20-6	
1,1,2,2-Tetrachloroethane	ND	ug/L	1.0	1		07/18/17 20:33	79-34-5	
Tetrachloroethene	ND	ug/L	1.0	1		07/18/17 20:33	127-18-4	

REPORT OF LABORATORY ANALYSIS

This report shall not be reproduced, except in full,
without the written consent of Pace Analytical Services, LLC.

ANALYTICAL RESULTS

Project: MATRIX NEWNAN, GA 942803100

Pace Project No.: 92347868

Sample: TMW-10	Lab ID: 92347868009	Collected: 07/12/17 13:45	Received: 07/15/17 15:00	Matrix: Water				
Parameters	Results	Units	Report Limit	DF	Prepared	Analyzed	CAS No.	Qual
8260 MSV Low Level		Analytical Method: EPA 8260						
Toluene	ND	ug/L	1.0	1		07/18/17 20:33	108-88-3	
1,2,3-Trichlorobenzene	ND	ug/L	1.0	1		07/18/17 20:33	87-61-6	
1,2,4-Trichlorobenzene	ND	ug/L	1.0	1		07/18/17 20:33	120-82-1	
1,1,1-Trichloroethane	ND	ug/L	1.0	1		07/18/17 20:33	71-55-6	
1,1,2-Trichloroethane	ND	ug/L	1.0	1		07/18/17 20:33	79-00-5	
Trichloroethene	ND	ug/L	1.0	1		07/18/17 20:33	79-01-6	
Trichlorofluoromethane	ND	ug/L	1.0	1		07/18/17 20:33	75-69-4	
1,2,3-Trichloropropane	ND	ug/L	1.0	1		07/18/17 20:33	96-18-4	
Vinyl acetate	ND	ug/L	2.0	1		07/18/17 20:33	108-05-4	
Vinyl chloride	ND	ug/L	1.0	1		07/18/17 20:33	75-01-4	
Xylene (Total)	ND	ug/L	1.0	1		07/18/17 20:33	1330-20-7	
m&p-Xylene	ND	ug/L	2.0	1		07/18/17 20:33	179601-23-1	
o-Xylene	ND	ug/L	1.0	1		07/18/17 20:33	95-47-6	
Surrogates								
4-Bromofluorobenzene (S)	100	%	70-130	1		07/18/17 20:33	460-00-4	
1,2-Dichloroethane-d4 (S)	99	%	70-130	1		07/18/17 20:33	17060-07-0	
Toluene-d8 (S)	103	%	70-130	1		07/18/17 20:33	2037-26-5	

REPORT OF LABORATORY ANALYSIS

This report shall not be reproduced, except in full,
without the written consent of Pace Analytical Services, LLC.

ANALYTICAL RESULTS

Project: MATRIX NEWNAN, GA 942803100

Pace Project No.: 92347868

Sample: TMW-3	Lab ID: 92347868010	Collected: 07/12/17 16:05	Received: 07/15/17 15:00	Matrix: Water				
Parameters	Results	Units	Report Limit	DF	Prepared	Analyzed	CAS No.	Qual
8260 MSV Low Level	Analytical Method: EPA 8260							
Acetone	ND	ug/L	25.0	1		07/19/17 00:01	67-64-1	
Benzene	ND	ug/L	1.0	1		07/19/17 00:01	71-43-2	
Bromobenzene	ND	ug/L	1.0	1		07/19/17 00:01	108-86-1	
Bromochloromethane	ND	ug/L	1.0	1		07/19/17 00:01	74-97-5	
Bromodichloromethane	ND	ug/L	1.0	1		07/19/17 00:01	75-27-4	
Bromoform	ND	ug/L	1.0	1		07/19/17 00:01	75-25-2	
Bromomethane	ND	ug/L	2.0	1		07/19/17 00:01	74-83-9	
2-Butanone (MEK)	ND	ug/L	5.0	1		07/19/17 00:01	78-93-3	
Carbon tetrachloride	ND	ug/L	1.0	1		07/19/17 00:01	56-23-5	
Chlorobenzene	ND	ug/L	1.0	1		07/19/17 00:01	108-90-7	
Chloroethane	ND	ug/L	1.0	1		07/19/17 00:01	75-00-3	
Chloroform	ND	ug/L	1.0	1		07/19/17 00:01	67-66-3	
Chloromethane	ND	ug/L	1.0	1		07/19/17 00:01	74-87-3	
2-Chlorotoluene	ND	ug/L	1.0	1		07/19/17 00:01	95-49-8	
4-Chlorotoluene	ND	ug/L	1.0	1		07/19/17 00:01	106-43-4	
1,2-Dibromo-3-chloropropane	ND	ug/L	2.0	1		07/19/17 00:01	96-12-8	
Dibromochloromethane	ND	ug/L	1.0	1		07/19/17 00:01	124-48-1	
1,2-Dibromoethane (EDB)	ND	ug/L	1.0	1		07/19/17 00:01	106-93-4	
Dibromomethane	ND	ug/L	1.0	1		07/19/17 00:01	74-95-3	
1,2-Dichlorobenzene	ND	ug/L	1.0	1		07/19/17 00:01	95-50-1	
1,3-Dichlorobenzene	ND	ug/L	1.0	1		07/19/17 00:01	541-73-1	
1,4-Dichlorobenzene	ND	ug/L	1.0	1		07/19/17 00:01	106-46-7	
Dichlorodifluoromethane	ND	ug/L	1.0	1		07/19/17 00:01	75-71-8	
1,1-Dichloroethane	ND	ug/L	1.0	1		07/19/17 00:01	75-34-3	
1,2-Dichloroethane	ND	ug/L	1.0	1		07/19/17 00:01	107-06-2	
1,1-Dichloroethene	ND	ug/L	1.0	1		07/19/17 00:01	75-35-4	
cis-1,2-Dichloroethene	ND	ug/L	1.0	1		07/19/17 00:01	156-59-2	
trans-1,2-Dichloroethene	ND	ug/L	1.0	1		07/19/17 00:01	156-60-5	
1,2-Dichloropropane	ND	ug/L	1.0	1		07/19/17 00:01	78-87-5	
1,3-Dichloropropane	ND	ug/L	1.0	1		07/19/17 00:01	142-28-9	
2,2-Dichloropropane	ND	ug/L	1.0	1		07/19/17 00:01	594-20-7	
1,1-Dichloropropene	ND	ug/L	1.0	1		07/19/17 00:01	563-58-6	
cis-1,3-Dichloropropene	ND	ug/L	1.0	1		07/19/17 00:01	10061-01-5	
trans-1,3-Dichloropropene	ND	ug/L	1.0	1		07/19/17 00:01	10061-02-6	
Diisopropyl ether	ND	ug/L	1.0	1		07/19/17 00:01	108-20-3	
Ethylbenzene	ND	ug/L	1.0	1		07/19/17 00:01	100-41-4	
Hexachloro-1,3-butadiene	ND	ug/L	1.0	1		07/19/17 00:01	87-68-3	
2-Hexanone	ND	ug/L	5.0	1		07/19/17 00:01	591-78-6	
p-Isopropyltoluene	ND	ug/L	1.0	1		07/19/17 00:01	99-87-6	
Methylene Chloride	ND	ug/L	2.0	1		07/19/17 00:01	75-09-2	
4-Methyl-2-pentanone (MIBK)	ND	ug/L	5.0	1		07/19/17 00:01	108-10-1	
Methyl-tert-butyl ether	ND	ug/L	1.0	1		07/19/17 00:01	1634-04-4	
Naphthalene	ND	ug/L	1.0	1		07/19/17 00:01	91-20-3	
Styrene	ND	ug/L	1.0	1		07/19/17 00:01	100-42-5	
1,1,1,2-Tetrachloroethane	ND	ug/L	1.0	1		07/19/17 00:01	630-20-6	
1,1,1,2,2-Tetrachloroethane	ND	ug/L	1.0	1		07/19/17 00:01	79-34-5	
Tetrachloroethene	ND	ug/L	1.0	1		07/19/17 00:01	127-18-4	

REPORT OF LABORATORY ANALYSIS

This report shall not be reproduced, except in full,
without the written consent of Pace Analytical Services, LLC.

ANALYTICAL RESULTS

Project: MATRIX NEWNAN, GA 942803100

Pace Project No.: 92347868

Sample: TMW-3		Lab ID: 92347868010	Collected: 07/12/17 16:05	Received: 07/15/17 15:00	Matrix: Water			
Parameters	Results	Units	Report Limit	DF	Prepared	Analyzed	CAS No.	Qual
8260 MSV Low Level		Analytical Method: EPA 8260						
Toluene	ND	ug/L	1.0	1		07/19/17 00:01	108-88-3	
1,2,3-Trichlorobenzene	ND	ug/L	1.0	1		07/19/17 00:01	87-61-6	
1,2,4-Trichlorobenzene	ND	ug/L	1.0	1		07/19/17 00:01	120-82-1	
1,1,1-Trichloroethane	ND	ug/L	1.0	1		07/19/17 00:01	71-55-6	
1,1,2-Trichloroethane	ND	ug/L	1.0	1		07/19/17 00:01	79-00-5	
Trichloroethene	ND	ug/L	1.0	1		07/19/17 00:01	79-01-6	
Trichlorofluoromethane	ND	ug/L	1.0	1		07/19/17 00:01	75-69-4	
1,2,3-Trichloropropane	ND	ug/L	1.0	1		07/19/17 00:01	96-18-4	
Vinyl acetate	ND	ug/L	2.0	1		07/19/17 00:01	108-05-4	
Vinyl chloride	ND	ug/L	1.0	1		07/19/17 00:01	75-01-4	
Xylene (Total)	ND	ug/L	1.0	1		07/19/17 00:01	1330-20-7	
m&p-Xylene	ND	ug/L	2.0	1		07/19/17 00:01	179601-23-1	
o-Xylene	ND	ug/L	1.0	1		07/19/17 00:01	95-47-6	
Surrogates								
4-Bromofluorobenzene (S)	100	%	70-130	1		07/19/17 00:01	460-00-4	
1,2-Dichloroethane-d4 (S)	95	%	70-130	1		07/19/17 00:01	17060-07-0	
Toluene-d8 (S)	104	%	70-130	1		07/19/17 00:01	2037-26-5	

REPORT OF LABORATORY ANALYSIS

This report shall not be reproduced, except in full,
without the written consent of Pace Analytical Services, LLC.

ANALYTICAL RESULTS

Project: MATRIX NEWNAN, GA 942803100

Pace Project No.: 92347868

Sample: TMW-13	Lab ID: 92347868011	Collected: 07/13/17 08:55	Received: 07/15/17 15:00	Matrix: Water				
Parameters	Results	Units	Report Limit	DF	Prepared	Analyzed	CAS No.	Qual
8260 MSV Low Level	Analytical Method: EPA 8260							
Acetone	ND	ug/L	25.0	1		07/18/17 20:50	67-64-1	
Benzene	ND	ug/L	1.0	1		07/18/17 20:50	71-43-2	
Bromobenzene	ND	ug/L	1.0	1		07/18/17 20:50	108-86-1	
Bromochloromethane	ND	ug/L	1.0	1		07/18/17 20:50	74-97-5	
Bromodichloromethane	ND	ug/L	1.0	1		07/18/17 20:50	75-27-4	
Bromoform	ND	ug/L	1.0	1		07/18/17 20:50	75-25-2	
Bromomethane	ND	ug/L	2.0	1		07/18/17 20:50	74-83-9	
2-Butanone (MEK)	ND	ug/L	5.0	1		07/18/17 20:50	78-93-3	
Carbon tetrachloride	ND	ug/L	1.0	1		07/18/17 20:50	56-23-5	
Chlorobenzene	ND	ug/L	1.0	1		07/18/17 20:50	108-90-7	
Chloroethane	ND	ug/L	1.0	1		07/18/17 20:50	75-00-3	
Chloroform	5.5	ug/L	1.0	1		07/18/17 20:50	67-66-3	
Chloromethane	ND	ug/L	1.0	1		07/18/17 20:50	74-87-3	
2-Chlorotoluene	ND	ug/L	1.0	1		07/18/17 20:50	95-49-8	
4-Chlorotoluene	ND	ug/L	1.0	1		07/18/17 20:50	106-43-4	
1,2-Dibromo-3-chloropropane	ND	ug/L	2.0	1		07/18/17 20:50	96-12-8	
Dibromochloromethane	ND	ug/L	1.0	1		07/18/17 20:50	124-48-1	
1,2-Dibromoethane (EDB)	ND	ug/L	1.0	1		07/18/17 20:50	106-93-4	
Dibromomethane	ND	ug/L	1.0	1		07/18/17 20:50	74-95-3	
1,2-Dichlorobenzene	ND	ug/L	1.0	1		07/18/17 20:50	95-50-1	
1,3-Dichlorobenzene	ND	ug/L	1.0	1		07/18/17 20:50	541-73-1	
1,4-Dichlorobenzene	ND	ug/L	1.0	1		07/18/17 20:50	106-46-7	
Dichlorodifluoromethane	ND	ug/L	1.0	1		07/18/17 20:50	75-71-8	
1,1-Dichloroethane	ND	ug/L	1.0	1		07/18/17 20:50	75-34-3	
1,2-Dichloroethane	ND	ug/L	1.0	1		07/18/17 20:50	107-06-2	
1,1-Dichloroethene	ND	ug/L	1.0	1		07/18/17 20:50	75-35-4	
cis-1,2-Dichloroethene	ND	ug/L	1.0	1		07/18/17 20:50	156-59-2	
trans-1,2-Dichloroethene	ND	ug/L	1.0	1		07/18/17 20:50	156-60-5	
1,2-Dichloropropane	ND	ug/L	1.0	1		07/18/17 20:50	78-87-5	
1,3-Dichloropropane	ND	ug/L	1.0	1		07/18/17 20:50	142-28-9	
2,2-Dichloropropane	ND	ug/L	1.0	1		07/18/17 20:50	594-20-7	
1,1-Dichloropropene	ND	ug/L	1.0	1		07/18/17 20:50	563-58-6	
cis-1,3-Dichloropropene	ND	ug/L	1.0	1		07/18/17 20:50	10061-01-5	
trans-1,3-Dichloropropene	ND	ug/L	1.0	1		07/18/17 20:50	10061-02-6	
Diisopropyl ether	ND	ug/L	1.0	1		07/18/17 20:50	108-20-3	
Ethylbenzene	ND	ug/L	1.0	1		07/18/17 20:50	100-41-4	
Hexachloro-1,3-butadiene	ND	ug/L	1.0	1		07/18/17 20:50	87-68-3	
2-Hexanone	ND	ug/L	5.0	1		07/18/17 20:50	591-78-6	
p-Isopropyltoluene	ND	ug/L	1.0	1		07/18/17 20:50	99-87-6	
Methylene Chloride	ND	ug/L	2.0	1		07/18/17 20:50	75-09-2	
4-Methyl-2-pentanone (MIBK)	ND	ug/L	5.0	1		07/18/17 20:50	108-10-1	
Methyl-tert-butyl ether	ND	ug/L	1.0	1		07/18/17 20:50	1634-04-4	
Naphthalene	ND	ug/L	1.0	1		07/18/17 20:50	91-20-3	
Styrene	ND	ug/L	1.0	1		07/18/17 20:50	100-42-5	
1,1,1,2-Tetrachloroethane	ND	ug/L	1.0	1		07/18/17 20:50	630-20-6	
1,1,1,2-Tetrachloroethane	ND	ug/L	1.0	1		07/18/17 20:50	79-34-5	
Tetrachloroethene	20.4	ug/L	1.0	1		07/18/17 20:50	127-18-4	

REPORT OF LABORATORY ANALYSIS

This report shall not be reproduced, except in full,
without the written consent of Pace Analytical Services, LLC.

ANALYTICAL RESULTS

Project: MATRIX NEWNAN, GA 942803100

Pace Project No.: 92347868

Sample: TMW-13	Lab ID: 92347868011	Collected: 07/13/17 08:55		Received: 07/15/17 15:00		Matrix: Water		
Parameters	Results	Units	Report Limit	DF	Prepared	Analyzed	CAS No.	Qual
8260 MSV Low Level		Analytical Method: EPA 8260						
Toluene	ND	ug/L	1.0	1		07/18/17 20:50	108-88-3	
1,2,3-Trichlorobenzene	ND	ug/L	1.0	1		07/18/17 20:50	87-61-6	
1,2,4-Trichlorobenzene	ND	ug/L	1.0	1		07/18/17 20:50	120-82-1	
1,1,1-Trichloroethane	ND	ug/L	1.0	1		07/18/17 20:50	71-55-6	
1,1,2-Trichloroethane	ND	ug/L	1.0	1		07/18/17 20:50	79-00-5	
Trichloroethene	2.0	ug/L	1.0	1		07/18/17 20:50	79-01-6	
Trichlorofluoromethane	ND	ug/L	1.0	1		07/18/17 20:50	75-69-4	
1,2,3-Trichloropropane	ND	ug/L	1.0	1		07/18/17 20:50	96-18-4	
Vinyl acetate	ND	ug/L	2.0	1		07/18/17 20:50	108-05-4	
Vinyl chloride	ND	ug/L	1.0	1		07/18/17 20:50	75-01-4	
Xylene (Total)	ND	ug/L	1.0	1		07/18/17 20:50	1330-20-7	
m&p-Xylene	ND	ug/L	2.0	1		07/18/17 20:50	179601-23-1	
o-Xylene	ND	ug/L	1.0	1		07/18/17 20:50	95-47-6	
Surrogates								
4-Bromofluorobenzene (S)	100	%	70-130	1		07/18/17 20:50	460-00-4	
1,2-Dichloroethane-d4 (S)	100	%	70-130	1		07/18/17 20:50	17060-07-0	
Toluene-d8 (S)	101	%	70-130	1		07/18/17 20:50	2037-26-5	

REPORT OF LABORATORY ANALYSIS

This report shall not be reproduced, except in full,
without the written consent of Pace Analytical Services, LLC.

ANALYTICAL RESULTS

Project: MATRIX NEWNAN, GA 942803100

Pace Project No.: 92347868

Sample: TMW-2	Lab ID: 92347868012	Collected: 07/13/17 10:05	Received: 07/15/17 15:00	Matrix: Water				
Parameters	Results	Units	Report Limit	DF	Prepared	Analyzed	CAS No.	Qual
8260 MSV Low Level		Analytical Method: EPA 8260						
Acetone	ND	ug/L	25.0	1		07/18/17 21:08	67-64-1	
Benzene	ND	ug/L	1.0	1		07/18/17 21:08	71-43-2	
Bromobenzene	ND	ug/L	1.0	1		07/18/17 21:08	108-86-1	
Bromochloromethane	ND	ug/L	1.0	1		07/18/17 21:08	74-97-5	
Bromodichloromethane	ND	ug/L	1.0	1		07/18/17 21:08	75-27-4	
Bromoform	ND	ug/L	1.0	1		07/18/17 21:08	75-25-2	
Bromomethane	ND	ug/L	2.0	1		07/18/17 21:08	74-83-9	
2-Butanone (MEK)	ND	ug/L	5.0	1		07/18/17 21:08	78-93-3	
Carbon tetrachloride	ND	ug/L	1.0	1		07/18/17 21:08	56-23-5	
Chlorobenzene	ND	ug/L	1.0	1		07/18/17 21:08	108-90-7	
Chloroethane	ND	ug/L	1.0	1		07/18/17 21:08	75-00-3	
Chloroform	ND	ug/L	1.0	1		07/18/17 21:08	67-66-3	
Chloromethane	ND	ug/L	1.0	1		07/18/17 21:08	74-87-3	
2-Chlorotoluene	ND	ug/L	1.0	1		07/18/17 21:08	95-49-8	
4-Chlorotoluene	ND	ug/L	1.0	1		07/18/17 21:08	106-43-4	
1,2-Dibromo-3-chloropropane	ND	ug/L	2.0	1		07/18/17 21:08	96-12-8	
Dibromochloromethane	ND	ug/L	1.0	1		07/18/17 21:08	124-48-1	
1,2-Dibromoethane (EDB)	ND	ug/L	1.0	1		07/18/17 21:08	106-93-4	
Dibromomethane	ND	ug/L	1.0	1		07/18/17 21:08	74-95-3	
1,2-Dichlorobenzene	ND	ug/L	1.0	1		07/18/17 21:08	95-50-1	
1,3-Dichlorobenzene	ND	ug/L	1.0	1		07/18/17 21:08	541-73-1	
1,4-Dichlorobenzene	ND	ug/L	1.0	1		07/18/17 21:08	106-46-7	
Dichlorodifluoromethane	ND	ug/L	1.0	1		07/18/17 21:08	75-71-8	
1,1-Dichloroethane	ND	ug/L	1.0	1		07/18/17 21:08	75-34-3	
1,2-Dichloroethane	ND	ug/L	1.0	1		07/18/17 21:08	107-06-2	
1,1-Dichloroethene	ND	ug/L	1.0	1		07/18/17 21:08	75-35-4	
cis-1,2-Dichloroethene	ND	ug/L	1.0	1		07/18/17 21:08	156-59-2	
trans-1,2-Dichloroethene	ND	ug/L	1.0	1		07/18/17 21:08	156-60-5	
1,2-Dichloropropane	ND	ug/L	1.0	1		07/18/17 21:08	78-87-5	
1,3-Dichloropropane	ND	ug/L	1.0	1		07/18/17 21:08	142-28-9	
2,2-Dichloropropane	ND	ug/L	1.0	1		07/18/17 21:08	594-20-7	
1,1-Dichloropropene	ND	ug/L	1.0	1		07/18/17 21:08	563-58-6	
cis-1,3-Dichloropropene	ND	ug/L	1.0	1		07/18/17 21:08	10061-01-5	
trans-1,3-Dichloropropene	ND	ug/L	1.0	1		07/18/17 21:08	10061-02-6	
Diisopropyl ether	ND	ug/L	1.0	1		07/18/17 21:08	108-20-3	
Ethylbenzene	ND	ug/L	1.0	1		07/18/17 21:08	100-41-4	
Hexachloro-1,3-butadiene	ND	ug/L	1.0	1		07/18/17 21:08	87-68-3	
2-Hexanone	ND	ug/L	5.0	1		07/18/17 21:08	591-78-6	
p-Isopropyltoluene	ND	ug/L	1.0	1		07/18/17 21:08	99-87-6	
Methylene Chloride	ND	ug/L	2.0	1		07/18/17 21:08	75-09-2	
4-Methyl-2-pentanone (MIBK)	ND	ug/L	5.0	1		07/18/17 21:08	108-10-1	
Methyl-tert-butyl ether	ND	ug/L	1.0	1		07/18/17 21:08	1634-04-4	
Naphthalene	ND	ug/L	1.0	1		07/18/17 21:08	91-20-3	
Styrene	ND	ug/L	1.0	1		07/18/17 21:08	100-42-5	
1,1,1,2-Tetrachloroethane	ND	ug/L	1.0	1		07/18/17 21:08	630-20-6	
1,1,1,2,2-Tetrachloroethane	ND	ug/L	1.0	1		07/18/17 21:08	79-34-5	
Tetrachloroethene	ND	ug/L	1.0	1		07/18/17 21:08	127-18-4	

REPORT OF LABORATORY ANALYSIS

This report shall not be reproduced, except in full,
without the written consent of Pace Analytical Services, LLC.

ANALYTICAL RESULTS

Project: MATRIX NEWNAN, GA 942803100

Pace Project No.: 92347868

Sample: TMW-2		Lab ID: 92347868012		Collected: 07/13/17 10:05	Received: 07/15/17 15:00	Matrix: Water		
Parameters	Results	Units	Report Limit	DF	Prepared	Analyzed	CAS No.	Qual
8260 MSV Low Level		Analytical Method: EPA 8260						
Toluene	ND	ug/L	1.0	1		07/18/17 21:08	108-88-3	
1,2,3-Trichlorobenzene	ND	ug/L	1.0	1		07/18/17 21:08	87-61-6	
1,2,4-Trichlorobenzene	ND	ug/L	1.0	1		07/18/17 21:08	120-82-1	
1,1,1-Trichloroethane	ND	ug/L	1.0	1		07/18/17 21:08	71-55-6	
1,1,2-Trichloroethane	ND	ug/L	1.0	1		07/18/17 21:08	79-00-5	
Trichloroethene	ND	ug/L	1.0	1		07/18/17 21:08	79-01-6	
Trichlorofluoromethane	ND	ug/L	1.0	1		07/18/17 21:08	75-69-4	
1,2,3-Trichloropropane	ND	ug/L	1.0	1		07/18/17 21:08	96-18-4	
Vinyl acetate	ND	ug/L	2.0	1		07/18/17 21:08	108-05-4	
Vinyl chloride	ND	ug/L	1.0	1		07/18/17 21:08	75-01-4	
Xylene (Total)	ND	ug/L	1.0	1		07/18/17 21:08	1330-20-7	
m&p-Xylene	ND	ug/L	2.0	1		07/18/17 21:08	179601-23-1	
o-Xylene	ND	ug/L	1.0	1		07/18/17 21:08	95-47-6	
Surrogates								
4-Bromofluorobenzene (S)	101	%	70-130	1		07/18/17 21:08	460-00-4	
1,2-Dichloroethane-d4 (S)	96	%	70-130	1		07/18/17 21:08	17060-07-0	
Toluene-d8 (S)	102	%	70-130	1		07/18/17 21:08	2037-26-5	

REPORT OF LABORATORY ANALYSIS

This report shall not be reproduced, except in full,
without the written consent of Pace Analytical Services, LLC.

ANALYTICAL RESULTS

Project: MATRIX NEWNAN, GA 942803100

Pace Project No.: 92347868

Sample: TMW-2A MS/MSD		Lab ID: 92347868013	Collected: 07/13/17 11:25	Received: 07/15/17 15:00	Matrix: Water			
Parameters	Results	Units	Report Limit	DF	Prepared	Analyzed	CAS No.	Qual
8260 MSV Low Level		Analytical Method: EPA 8260						
Acetone	ND	ug/L	25.0	1		07/18/17 18:13	67-64-1	M1
Benzene	ND	ug/L	1.0	1		07/18/17 18:13	71-43-2	
Bromobenzene	ND	ug/L	1.0	1		07/18/17 18:13	108-86-1	
Bromochloromethane	ND	ug/L	1.0	1		07/18/17 18:13	74-97-5	
Bromodichloromethane	ND	ug/L	1.0	1		07/18/17 18:13	75-27-4	
Bromoform	ND	ug/L	1.0	1		07/18/17 18:13	75-25-2	
Bromomethane	ND	ug/L	2.0	1		07/18/17 18:13	74-83-9	M1
2-Butanone (MEK)	ND	ug/L	5.0	1		07/18/17 18:13	78-93-3	
Carbon tetrachloride	ND	ug/L	1.0	1		07/18/17 18:13	56-23-5	
Chlorobenzene	ND	ug/L	1.0	1		07/18/17 18:13	108-90-7	
Chloroethane	ND	ug/L	1.0	1		07/18/17 18:13	75-00-3	
Chloroform	ND	ug/L	1.0	1		07/18/17 18:13	67-66-3	
Chloromethane	ND	ug/L	1.0	1		07/18/17 18:13	74-87-3	
2-Chlorotoluene	ND	ug/L	1.0	1		07/18/17 18:13	95-49-8	
4-Chlorotoluene	ND	ug/L	1.0	1		07/18/17 18:13	106-43-4	
1,2-Dibromo-3-chloropropane	ND	ug/L	2.0	1		07/18/17 18:13	96-12-8	
Dibromochloromethane	ND	ug/L	1.0	1		07/18/17 18:13	124-48-1	
1,2-Dibromoethane (EDB)	ND	ug/L	1.0	1		07/18/17 18:13	106-93-4	
Dibromomethane	ND	ug/L	1.0	1		07/18/17 18:13	74-95-3	
1,2-Dichlorobenzene	ND	ug/L	1.0	1		07/18/17 18:13	95-50-1	
1,3-Dichlorobenzene	ND	ug/L	1.0	1		07/18/17 18:13	541-73-1	
1,4-Dichlorobenzene	ND	ug/L	1.0	1		07/18/17 18:13	106-46-7	
Dichlorodifluoromethane	ND	ug/L	1.0	1		07/18/17 18:13	75-71-8	
1,1-Dichloroethane	ND	ug/L	1.0	1		07/18/17 18:13	75-34-3	
1,2-Dichloroethane	ND	ug/L	1.0	1		07/18/17 18:13	107-06-2	
1,1-Dichloroethene	ND	ug/L	1.0	1		07/18/17 18:13	75-35-4	
cis-1,2-Dichloroethene	1.4	ug/L	1.0	1		07/18/17 18:13	156-59-2	
trans-1,2-Dichloroethene	ND	ug/L	1.0	1		07/18/17 18:13	156-60-5	
1,2-Dichloropropane	ND	ug/L	1.0	1		07/18/17 18:13	78-87-5	
1,3-Dichloropropane	ND	ug/L	1.0	1		07/18/17 18:13	142-28-9	
2,2-Dichloropropane	ND	ug/L	1.0	1		07/18/17 18:13	594-20-7	
1,1-Dichloropropene	ND	ug/L	1.0	1		07/18/17 18:13	563-58-6	
cis-1,3-Dichloropropene	ND	ug/L	1.0	1		07/18/17 18:13	10061-01-5	
trans-1,3-Dichloropropene	ND	ug/L	1.0	1		07/18/17 18:13	10061-02-6	
Diisopropyl ether	ND	ug/L	1.0	1		07/18/17 18:13	108-20-3	
Ethylbenzene	ND	ug/L	1.0	1		07/18/17 18:13	100-41-4	
Hexachloro-1,3-butadiene	ND	ug/L	1.0	1		07/18/17 18:13	87-68-3	
2-Hexanone	ND	ug/L	5.0	1		07/18/17 18:13	591-78-6	M1
p-Isopropyltoluene	ND	ug/L	1.0	1		07/18/17 18:13	99-87-6	
Methylene Chloride	ND	ug/L	2.0	1		07/18/17 18:13	75-09-2	
4-Methyl-2-pentanone (MIBK)	ND	ug/L	5.0	1		07/18/17 18:13	108-10-1	
Methyl-tert-butyl ether	ND	ug/L	1.0	1		07/18/17 18:13	1634-04-4	
Naphthalene	ND	ug/L	1.0	1		07/18/17 18:13	91-20-3	
Styrene	ND	ug/L	1.0	1		07/18/17 18:13	100-42-5	
1,1,1,2-Tetrachloroethane	ND	ug/L	1.0	1		07/18/17 18:13	630-20-6	
1,1,1,2-Tetrachloroethane	ND	ug/L	1.0	1		07/18/17 18:13	79-34-5	
Tetrachloroethene	23.0	ug/L	1.0	1		07/18/17 18:13	127-18-4	

REPORT OF LABORATORY ANALYSIS

This report shall not be reproduced, except in full,
without the written consent of Pace Analytical Services, LLC.

ANALYTICAL RESULTS

Project: MATRIX NEWNAN, GA 942803100

Pace Project No.: 92347868

Sample: TMW-2A MS/MSD		Lab ID: 92347868013		Collected: 07/13/17 11:25		Received: 07/15/17 15:00		Matrix: Water	
Parameters	Results	Units	Report Limit	DF	Prepared	Analyzed	CAS No.	Qual	
8260 MSV Low Level		Analytical Method: EPA 8260							
Toluene	ND	ug/L	1.0	1		07/18/17 18:13	108-88-3		
1,2,3-Trichlorobenzene	ND	ug/L	1.0	1		07/18/17 18:13	87-61-6		
1,2,4-Trichlorobenzene	ND	ug/L	1.0	1		07/18/17 18:13	120-82-1		
1,1,1-Trichloroethane	ND	ug/L	1.0	1		07/18/17 18:13	71-55-6		
1,1,2-Trichloroethane	ND	ug/L	1.0	1		07/18/17 18:13	79-00-5		
Trichloroethene	3.1	ug/L	1.0	1		07/18/17 18:13	79-01-6		
Trichlorofluoromethane	ND	ug/L	1.0	1		07/18/17 18:13	75-69-4		
1,2,3-Trichloropropane	ND	ug/L	1.0	1		07/18/17 18:13	96-18-4		
Vinyl acetate	ND	ug/L	2.0	1		07/18/17 18:13	108-05-4		
Vinyl chloride	ND	ug/L	1.0	1		07/18/17 18:13	75-01-4		
Xylene (Total)	ND	ug/L	1.0	1		07/18/17 18:13	1330-20-7		
m&p-Xylene	ND	ug/L	2.0	1		07/18/17 18:13	179601-23-1		
o-Xylene	ND	ug/L	1.0	1		07/18/17 18:13	95-47-6		
Surrogates									
4-Bromofluorobenzene (S)	100	%	70-130	1		07/18/17 18:13	460-00-4		
1,2-Dichloroethane-d4 (S)	97	%	70-130	1		07/18/17 18:13	17060-07-0		
Toluene-d8 (S)	107	%	70-130	1		07/18/17 18:13	2037-26-5		

REPORT OF LABORATORY ANALYSIS

This report shall not be reproduced, except in full,
without the written consent of Pace Analytical Services, LLC.

ANALYTICAL RESULTS

Project: MATRIX NEWNAN, GA 942803100

Pace Project No.: 92347868

Sample: TMW-8	Lab ID: 92347868014	Collected: 07/13/17 15:40	Received: 07/15/17 15:00	Matrix: Water				
Parameters	Results	Units	Report Limit	DF	Prepared	Analyzed	CAS No.	Qual
8260 MSV Low Level		Analytical Method: EPA 8260						
Acetone	ND	ug/L	25.0	1		07/18/17 21:25	67-64-1	
Benzene	ND	ug/L	1.0	1		07/18/17 21:25	71-43-2	
Bromobenzene	ND	ug/L	1.0	1		07/18/17 21:25	108-86-1	
Bromochloromethane	ND	ug/L	1.0	1		07/18/17 21:25	74-97-5	
Bromodichloromethane	ND	ug/L	1.0	1		07/18/17 21:25	75-27-4	
Bromoform	ND	ug/L	1.0	1		07/18/17 21:25	75-25-2	
Bromomethane	ND	ug/L	2.0	1		07/18/17 21:25	74-83-9	
2-Butanone (MEK)	ND	ug/L	5.0	1		07/18/17 21:25	78-93-3	
Carbon tetrachloride	ND	ug/L	1.0	1		07/18/17 21:25	56-23-5	
Chlorobenzene	ND	ug/L	1.0	1		07/18/17 21:25	108-90-7	
Chloroethane	ND	ug/L	1.0	1		07/18/17 21:25	75-00-3	
Chloroform	7.8	ug/L	1.0	1		07/18/17 21:25	67-66-3	
Chloromethane	ND	ug/L	1.0	1		07/18/17 21:25	74-87-3	
2-Chlorotoluene	ND	ug/L	1.0	1		07/18/17 21:25	95-49-8	
4-Chlorotoluene	ND	ug/L	1.0	1		07/18/17 21:25	106-43-4	
1,2-Dibromo-3-chloropropane	ND	ug/L	2.0	1		07/18/17 21:25	96-12-8	
Dibromochloromethane	ND	ug/L	1.0	1		07/18/17 21:25	124-48-1	
1,2-Dibromoethane (EDB)	ND	ug/L	1.0	1		07/18/17 21:25	106-93-4	
Dibromomethane	ND	ug/L	1.0	1		07/18/17 21:25	74-95-3	
1,2-Dichlorobenzene	ND	ug/L	1.0	1		07/18/17 21:25	95-50-1	
1,3-Dichlorobenzene	ND	ug/L	1.0	1		07/18/17 21:25	541-73-1	
1,4-Dichlorobenzene	ND	ug/L	1.0	1		07/18/17 21:25	106-46-7	
Dichlorodifluoromethane	ND	ug/L	1.0	1		07/18/17 21:25	75-71-8	
1,1-Dichloroethane	ND	ug/L	1.0	1		07/18/17 21:25	75-34-3	
1,2-Dichloroethane	ND	ug/L	1.0	1		07/18/17 21:25	107-06-2	
1,1-Dichloroethene	ND	ug/L	1.0	1		07/18/17 21:25	75-35-4	
cis-1,2-Dichloroethene	ND	ug/L	1.0	1		07/18/17 21:25	156-59-2	
trans-1,2-Dichloroethene	ND	ug/L	1.0	1		07/18/17 21:25	156-60-5	
1,2-Dichloropropane	ND	ug/L	1.0	1		07/18/17 21:25	78-87-5	
1,3-Dichloropropane	ND	ug/L	1.0	1		07/18/17 21:25	142-28-9	
2,2-Dichloropropane	ND	ug/L	1.0	1		07/18/17 21:25	594-20-7	
1,1-Dichloropropene	ND	ug/L	1.0	1		07/18/17 21:25	563-58-6	
cis-1,3-Dichloropropene	ND	ug/L	1.0	1		07/18/17 21:25	10061-01-5	
trans-1,3-Dichloropropene	ND	ug/L	1.0	1		07/18/17 21:25	10061-02-6	
Diisopropyl ether	ND	ug/L	1.0	1		07/18/17 21:25	108-20-3	
Ethylbenzene	ND	ug/L	1.0	1		07/18/17 21:25	100-41-4	
Hexachloro-1,3-butadiene	ND	ug/L	1.0	1		07/18/17 21:25	87-68-3	
2-Hexanone	ND	ug/L	5.0	1		07/18/17 21:25	591-78-6	
p-Isopropyltoluene	ND	ug/L	1.0	1		07/18/17 21:25	99-87-6	
Methylene Chloride	ND	ug/L	2.0	1		07/18/17 21:25	75-09-2	
4-Methyl-2-pentanone (MIBK)	ND	ug/L	5.0	1		07/18/17 21:25	108-10-1	
Methyl-tert-butyl ether	ND	ug/L	1.0	1		07/18/17 21:25	1634-04-4	
Naphthalene	ND	ug/L	1.0	1		07/18/17 21:25	91-20-3	
Styrene	ND	ug/L	1.0	1		07/18/17 21:25	100-42-5	
1,1,1,2-Tetrachloroethane	ND	ug/L	1.0	1		07/18/17 21:25	630-20-6	
1,1,2,2-Tetrachloroethane	ND	ug/L	1.0	1		07/18/17 21:25	79-34-5	
Tetrachloroethene	ND	ug/L	1.0	1		07/18/17 21:25	127-18-4	

REPORT OF LABORATORY ANALYSIS

This report shall not be reproduced, except in full,
without the written consent of Pace Analytical Services, LLC.

ANALYTICAL RESULTS

Project: MATRIX NEWNAN, GA 942803100

Pace Project No.: 92347868

Sample: TMW-8		Lab ID: 92347868014		Collected: 07/13/17 15:40	Received: 07/15/17 15:00	Matrix: Water		
Parameters	Results	Units	Report Limit	DF	Prepared	Analyzed	CAS No.	Qual
8260 MSV Low Level		Analytical Method: EPA 8260						
Toluene	ND	ug/L	1.0	1		07/18/17 21:25	108-88-3	
1,2,3-Trichlorobenzene	ND	ug/L	1.0	1		07/18/17 21:25	87-61-6	
1,2,4-Trichlorobenzene	ND	ug/L	1.0	1		07/18/17 21:25	120-82-1	
1,1,1-Trichloroethane	ND	ug/L	1.0	1		07/18/17 21:25	71-55-6	
1,1,2-Trichloroethane	ND	ug/L	1.0	1		07/18/17 21:25	79-00-5	
Trichloroethene	ND	ug/L	1.0	1		07/18/17 21:25	79-01-6	
Trichlorofluoromethane	ND	ug/L	1.0	1		07/18/17 21:25	75-69-4	
1,2,3-Trichloropropane	ND	ug/L	1.0	1		07/18/17 21:25	96-18-4	
Vinyl acetate	ND	ug/L	2.0	1		07/18/17 21:25	108-05-4	
Vinyl chloride	ND	ug/L	1.0	1		07/18/17 21:25	75-01-4	
Xylene (Total)	ND	ug/L	1.0	1		07/18/17 21:25	1330-20-7	
m&p-Xylene	ND	ug/L	2.0	1		07/18/17 21:25	179601-23-1	
o-Xylene	ND	ug/L	1.0	1		07/18/17 21:25	95-47-6	
Surrogates								
4-Bromofluorobenzene (S)	104	%	70-130	1		07/18/17 21:25	460-00-4	
1,2-Dichloroethane-d4 (S)	99	%	70-130	1		07/18/17 21:25	17060-07-0	
Toluene-d8 (S)	105	%	70-130	1		07/18/17 21:25	2037-26-5	

REPORT OF LABORATORY ANALYSIS

This report shall not be reproduced, except in full,
without the written consent of Pace Analytical Services, LLC.

ANALYTICAL RESULTS

Project: MATRIX NEWNAN, GA 942803100

Pace Project No.: 92347868

Sample: TMW-9	Lab ID: 92347868015	Collected: 07/13/17 16:57	Received: 07/15/17 15:00	Matrix: Water				
Parameters	Results	Units	Report Limit	DF	Prepared	Analyzed	CAS No.	Qual
8260 MSV Low Level	Analytical Method: EPA 8260							
Acetone	ND	ug/L	25.0	1		07/18/17 21:42	67-64-1	
Benzene	ND	ug/L	1.0	1		07/18/17 21:42	71-43-2	
Bromobenzene	ND	ug/L	1.0	1		07/18/17 21:42	108-86-1	
Bromochloromethane	ND	ug/L	1.0	1		07/18/17 21:42	74-97-5	
Bromodichloromethane	ND	ug/L	1.0	1		07/18/17 21:42	75-27-4	
Bromoform	ND	ug/L	1.0	1		07/18/17 21:42	75-25-2	
Bromomethane	ND	ug/L	2.0	1		07/18/17 21:42	74-83-9	
2-Butanone (MEK)	ND	ug/L	5.0	1		07/18/17 21:42	78-93-3	
Carbon tetrachloride	ND	ug/L	1.0	1		07/18/17 21:42	56-23-5	
Chlorobenzene	ND	ug/L	1.0	1		07/18/17 21:42	108-90-7	
Chloroethane	ND	ug/L	1.0	1		07/18/17 21:42	75-00-3	
Chloroform	ND	ug/L	1.0	1		07/18/17 21:42	67-66-3	
Chloromethane	ND	ug/L	1.0	1		07/18/17 21:42	74-87-3	
2-Chlorotoluene	ND	ug/L	1.0	1		07/18/17 21:42	95-49-8	
4-Chlorotoluene	ND	ug/L	1.0	1		07/18/17 21:42	106-43-4	
1,2-Dibromo-3-chloropropane	ND	ug/L	2.0	1		07/18/17 21:42	96-12-8	
Dibromochloromethane	ND	ug/L	1.0	1		07/18/17 21:42	124-48-1	
1,2-Dibromoethane (EDB)	ND	ug/L	1.0	1		07/18/17 21:42	106-93-4	
Dibromomethane	ND	ug/L	1.0	1		07/18/17 21:42	74-95-3	
1,2-Dichlorobenzene	ND	ug/L	1.0	1		07/18/17 21:42	95-50-1	
1,3-Dichlorobenzene	ND	ug/L	1.0	1		07/18/17 21:42	541-73-1	
1,4-Dichlorobenzene	ND	ug/L	1.0	1		07/18/17 21:42	106-46-7	
Dichlorodifluoromethane	ND	ug/L	1.0	1		07/18/17 21:42	75-71-8	
1,1-Dichloroethane	ND	ug/L	1.0	1		07/18/17 21:42	75-34-3	
1,2-Dichloroethane	ND	ug/L	1.0	1		07/18/17 21:42	107-06-2	
1,1-Dichloroethene	ND	ug/L	1.0	1		07/18/17 21:42	75-35-4	
cis-1,2-Dichloroethene	ND	ug/L	1.0	1		07/18/17 21:42	156-59-2	
trans-1,2-Dichloroethene	ND	ug/L	1.0	1		07/18/17 21:42	156-60-5	
1,2-Dichloropropane	ND	ug/L	1.0	1		07/18/17 21:42	78-87-5	
1,3-Dichloropropane	ND	ug/L	1.0	1		07/18/17 21:42	142-28-9	
2,2-Dichloropropane	ND	ug/L	1.0	1		07/18/17 21:42	594-20-7	
1,1-Dichloropropene	ND	ug/L	1.0	1		07/18/17 21:42	563-58-6	
cis-1,3-Dichloropropene	ND	ug/L	1.0	1		07/18/17 21:42	10061-01-5	
trans-1,3-Dichloropropene	ND	ug/L	1.0	1		07/18/17 21:42	10061-02-6	
Diisopropyl ether	ND	ug/L	1.0	1		07/18/17 21:42	108-20-3	
Ethylbenzene	ND	ug/L	1.0	1		07/18/17 21:42	100-41-4	
Hexachloro-1,3-butadiene	ND	ug/L	1.0	1		07/18/17 21:42	87-68-3	
2-Hexanone	ND	ug/L	5.0	1		07/18/17 21:42	591-78-6	
p-Isopropyltoluene	ND	ug/L	1.0	1		07/18/17 21:42	99-87-6	
Methylene Chloride	ND	ug/L	2.0	1		07/18/17 21:42	75-09-2	
4-Methyl-2-pentanone (MIBK)	ND	ug/L	5.0	1		07/18/17 21:42	108-10-1	
Methyl-tert-butyl ether	ND	ug/L	1.0	1		07/18/17 21:42	1634-04-4	
Naphthalene	ND	ug/L	1.0	1		07/18/17 21:42	91-20-3	
Styrene	ND	ug/L	1.0	1		07/18/17 21:42	100-42-5	
1,1,1,2-Tetrachloroethane	ND	ug/L	1.0	1		07/18/17 21:42	630-20-6	
1,1,1,2,2-Tetrachloroethane	ND	ug/L	1.0	1		07/18/17 21:42	79-34-5	
Tetrachloroethene	ND	ug/L	1.0	1		07/18/17 21:42	127-18-4	

REPORT OF LABORATORY ANALYSIS

This report shall not be reproduced, except in full,
without the written consent of Pace Analytical Services, LLC.

ANALYTICAL RESULTS

Project: MATRIX NEWNAN, GA 942803100

Pace Project No.: 92347868

Sample: TMW-9		Lab ID: 92347868015		Collected: 07/13/17 16:57	Received: 07/15/17 15:00	Matrix: Water		
Parameters	Results	Units	Report Limit	DF	Prepared	Analyzed	CAS No.	Qual
8260 MSV Low Level		Analytical Method: EPA 8260						
Toluene	ND	ug/L	1.0	1		07/18/17 21:42	108-88-3	
1,2,3-Trichlorobenzene	ND	ug/L	1.0	1		07/18/17 21:42	87-61-6	
1,2,4-Trichlorobenzene	ND	ug/L	1.0	1		07/18/17 21:42	120-82-1	
1,1,1-Trichloroethane	ND	ug/L	1.0	1		07/18/17 21:42	71-55-6	
1,1,2-Trichloroethane	ND	ug/L	1.0	1		07/18/17 21:42	79-00-5	
Trichloroethene	ND	ug/L	1.0	1		07/18/17 21:42	79-01-6	
Trichlorofluoromethane	ND	ug/L	1.0	1		07/18/17 21:42	75-69-4	
1,2,3-Trichloropropane	ND	ug/L	1.0	1		07/18/17 21:42	96-18-4	
Vinyl acetate	ND	ug/L	2.0	1		07/18/17 21:42	108-05-4	
Vinyl chloride	ND	ug/L	1.0	1		07/18/17 21:42	75-01-4	
Xylene (Total)	ND	ug/L	1.0	1		07/18/17 21:42	1330-20-7	
m&p-Xylene	ND	ug/L	2.0	1		07/18/17 21:42	179601-23-1	
o-Xylene	ND	ug/L	1.0	1		07/18/17 21:42	95-47-6	
Surrogates								
4-Bromofluorobenzene (S)	102	%	70-130	1		07/18/17 21:42	460-00-4	
1,2-Dichloroethane-d4 (S)	98	%	70-130	1		07/18/17 21:42	17060-07-0	
Toluene-d8 (S)	104	%	70-130	1		07/18/17 21:42	2037-26-5	

REPORT OF LABORATORY ANALYSIS

This report shall not be reproduced, except in full,
without the written consent of Pace Analytical Services, LLC.

QUALITY CONTROL DATA

Project: MATRIX NEWNAN, GA 942803100

Pace Project No.: 92347868

QC Batch: 369483 Analysis Method: EPA 8260
 QC Batch Method: EPA 8260 Analysis Description: 8260 MSV Low Level
 Associated Lab Samples: 92347868001, 92347868002, 92347868003, 92347868006, 92347868007, 92347868008, 92347868009, 92347868011, 92347868012, 92347868013, 92347868014, 92347868015

METHOD BLANK: 2047370 Matrix: Water
 Associated Lab Samples: 92347868001, 92347868002, 92347868003, 92347868006, 92347868007, 92347868008, 92347868009, 92347868011, 92347868012, 92347868013, 92347868014, 92347868015

Parameter	Units	Blank Result	Reporting Limit	Analyzed	Qualifiers
1,1,1,2-Tetrachloroethane	ug/L	ND	1.0	07/18/17 16:46	
1,1,1-Trichloroethane	ug/L	ND	1.0	07/18/17 16:46	
1,1,2,2-Tetrachloroethane	ug/L	ND	1.0	07/18/17 16:46	
1,1,2-Trichloroethane	ug/L	ND	1.0	07/18/17 16:46	
1,1-Dichloroethane	ug/L	ND	1.0	07/18/17 16:46	
1,1-Dichloroethene	ug/L	ND	1.0	07/18/17 16:46	
1,1-Dichloropropene	ug/L	ND	1.0	07/18/17 16:46	
1,2,3-Trichlorobenzene	ug/L	ND	1.0	07/18/17 16:46	
1,2,3-Trichloropropane	ug/L	ND	1.0	07/18/17 16:46	
1,2,4-Trichlorobenzene	ug/L	ND	1.0	07/18/17 16:46	
1,2-Dibromo-3-chloropropane	ug/L	ND	2.0	07/18/17 16:46	
1,2-Dibromoethane (EDB)	ug/L	ND	1.0	07/18/17 16:46	
1,2-Dichlorobenzene	ug/L	ND	1.0	07/18/17 16:46	
1,2-Dichloroethane	ug/L	ND	1.0	07/18/17 16:46	
1,2-Dichloropropane	ug/L	ND	1.0	07/18/17 16:46	
1,3-Dichlorobenzene	ug/L	ND	1.0	07/18/17 16:46	
1,3-Dichloropropane	ug/L	ND	1.0	07/18/17 16:46	
1,4-Dichlorobenzene	ug/L	ND	1.0	07/18/17 16:46	
2,2-Dichloropropane	ug/L	ND	1.0	07/18/17 16:46	
2-Butanone (MEK)	ug/L	ND	5.0	07/18/17 16:46	
2-Chlorotoluene	ug/L	ND	1.0	07/18/17 16:46	
2-Hexanone	ug/L	ND	5.0	07/18/17 16:46	
4-Chlorotoluene	ug/L	ND	1.0	07/18/17 16:46	
4-Methyl-2-pentanone (MIBK)	ug/L	ND	5.0	07/18/17 16:46	
Acetone	ug/L	ND	25.0	07/18/17 16:46	
Benzene	ug/L	ND	1.0	07/18/17 16:46	
Bromobenzene	ug/L	ND	1.0	07/18/17 16:46	
Bromochloromethane	ug/L	ND	1.0	07/18/17 16:46	
Bromodichloromethane	ug/L	ND	1.0	07/18/17 16:46	
Bromoform	ug/L	ND	1.0	07/18/17 16:46	
Bromomethane	ug/L	ND	2.0	07/18/17 16:46	
Carbon tetrachloride	ug/L	ND	1.0	07/18/17 16:46	
Chlorobenzene	ug/L	ND	1.0	07/18/17 16:46	
Chloroethane	ug/L	ND	1.0	07/18/17 16:46	
Chloroform	ug/L	ND	1.0	07/18/17 16:46	
Chloromethane	ug/L	ND	1.0	07/18/17 16:46	
cis-1,2-Dichloroethene	ug/L	ND	1.0	07/18/17 16:46	
cis-1,3-Dichloropropene	ug/L	ND	1.0	07/18/17 16:46	
Dibromochloromethane	ug/L	ND	1.0	07/18/17 16:46	
Dibromomethane	ug/L	ND	1.0	07/18/17 16:46	

Results presented on this page are in the units indicated by the "Units" column except where an alternate unit is presented to the right of the result.

REPORT OF LABORATORY ANALYSIS

This report shall not be reproduced, except in full,
without the written consent of Pace Analytical Services, LLC.

QUALITY CONTROL DATA

Project: MATRIX NEWNAN, GA 942803100
Pace Project No.: 92347868

METHOD BLANK: 2047370

Matrix: Water

Associated Lab Samples: 92347868001, 92347868002, 92347868003, 92347868006, 92347868007, 92347868008, 92347868009, 92347868011, 92347868012, 92347868013, 92347868014, 92347868015

Parameter	Units	Blank Result	Reporting Limit	Analyzed	Qualifiers
Dichlorodifluoromethane	ug/L	ND	1.0	07/18/17 16:46	
Diisopropyl ether	ug/L	ND	1.0	07/18/17 16:46	
Ethylbenzene	ug/L	ND	1.0	07/18/17 16:46	
Hexachloro-1,3-butadiene	ug/L	ND	1.0	07/18/17 16:46	
m&p-Xylene	ug/L	ND	2.0	07/18/17 16:46	
Methyl-tert-butyl ether	ug/L	ND	1.0	07/18/17 16:46	
Methylene Chloride	ug/L	ND	2.0	07/18/17 16:46	
Naphthalene	ug/L	ND	1.0	07/18/17 16:46	
o-Xylene	ug/L	ND	1.0	07/18/17 16:46	
p-Isopropyltoluene	ug/L	ND	1.0	07/18/17 16:46	
Styrene	ug/L	ND	1.0	07/18/17 16:46	
Tetrachloroethene	ug/L	ND	1.0	07/18/17 16:46	
Toluene	ug/L	ND	1.0	07/18/17 16:46	
trans-1,2-Dichloroethene	ug/L	ND	1.0	07/18/17 16:46	
trans-1,3-Dichloropropene	ug/L	ND	1.0	07/18/17 16:46	
Trichloroethene	ug/L	ND	1.0	07/18/17 16:46	
Trichlorofluoromethane	ug/L	ND	1.0	07/18/17 16:46	
Vinyl acetate	ug/L	ND	2.0	07/18/17 16:46	
Vinyl chloride	ug/L	ND	1.0	07/18/17 16:46	
Xylene (Total)	ug/L	ND	1.0	07/18/17 16:46	
1,2-Dichloroethane-d4 (S)	%	93	70-130	07/18/17 16:46	
4-Bromofluorobenzene (S)	%	102	70-130	07/18/17 16:46	
Toluene-d8 (S)	%	101	70-130	07/18/17 16:46	

LABORATORY CONTROL SAMPLE: 2047371

Parameter	Units	Spike Conc.	LCS Result	LCS % Rec	% Rec Limits	Qualifiers
1,1,1,2-Tetrachloroethane	ug/L	50	50.3	101	70-130	
1,1,1-Trichloroethane	ug/L	50	45.3	91	70-130	
1,1,2,2-Tetrachloroethane	ug/L	50	49.2	98	70-130	
1,1,2-Trichloroethane	ug/L	50	49.9	100	70-130	
1,1-Dichloroethane	ug/L	50	47.2	94	70-130	
1,1-Dichloroethene	ug/L	50	48.8	98	70-132	
1,1-Dichloropropene	ug/L	50	53.7	107	70-130	
1,2,3-Trichlorobenzene	ug/L	50	43.8	88	70-135	
1,2,3-Trichloropropane	ug/L	50	48.7	97	70-130	
1,2,4-Trichlorobenzene	ug/L	50	44.9	90	70-134	
1,2-Dibromo-3-chloropropane	ug/L	50	46.5	93	70-130	
1,2-Dibromoethane (EDB)	ug/L	50	55.2	110	70-130	
1,2-Dichlorobenzene	ug/L	50	47.4	95	70-130	
1,2-Dichloroethane	ug/L	50	43.7	87	70-130	
1,2-Dichloropropane	ug/L	50	49.7	99	70-130	
1,3-Dichlorobenzene	ug/L	50	46.9	94	70-130	

Results presented on this page are in the units indicated by the "Units" column except where an alternate unit is presented to the right of the result.

REPORT OF LABORATORY ANALYSIS

This report shall not be reproduced, except in full,
without the written consent of Pace Analytical Services, LLC.

QUALITY CONTROL DATA

Project: MATRIX NEWNAN, GA 942803100

Pace Project No.: 92347868

LABORATORY CONTROL SAMPLE: 2047371

Parameter	Units	Spike Conc.	LCS Result	LCS % Rec	% Rec Limits	Qualifiers
1,3-Dichloropropane	ug/L	50	54.2	108	70-130	
1,4-Dichlorobenzene	ug/L	50	47.7	95	70-130	
2,2-Dichloropropane	ug/L	50	46.0	92	58-145	
2-Butanone (MEK)	ug/L	100	108	108	70-145	
2-Chlorotoluene	ug/L	50	49.2	98	70-130	
2-Hexanone	ug/L	100	111	111	70-144	
4-Chlorotoluene	ug/L	50	48.6	97	70-130	
4-Methyl-2-pentanone (MIBK)	ug/L	100	101	101	70-140	
Acetone	ug/L	100	130	130	50-175	
Benzene	ug/L	50	51.8	104	70-130	
Bromobenzene	ug/L	50	49.0	98	70-130	
Bromochloromethane	ug/L	50	47.7	95	70-130	
Bromodichloromethane	ug/L	50	47.7	95	70-130	
Bromoform	ug/L	50	43.0	86	70-130	
Bromomethane	ug/L	50	46.3	93	54-130	
Carbon tetrachloride	ug/L	50	46.7	93	70-132	
Chlorobenzene	ug/L	50	50.3	101	70-130	
Chloroethane	ug/L	50	42.5	85	64-134	
Chloroform	ug/L	50	46.4	93	70-130	
Chloromethane	ug/L	50	44.6	89	64-130	
cis-1,2-Dichloroethene	ug/L	50	46.5	93	70-131	
cis-1,3-Dichloropropene	ug/L	50	51.6	103	70-130	
Dibromochloromethane	ug/L	50	50.3	101	70-130	
Dibromomethane	ug/L	50	44.8	90	70-131	
Dichlorodifluoromethane	ug/L	50	43.2	86	56-130	
Diisopropyl ether	ug/L	50	50.4	101	70-130	
Ethylbenzene	ug/L	50	49.4	99	70-130	
Hexachloro-1,3-butadiene	ug/L	50	43.0	86	70-130	
m&p-Xylene	ug/L	100	97.1	97	70-130	
Methyl-tert-butyl ether	ug/L	50	47.1	94	70-130	
Methylene Chloride	ug/L	50	43.1	86	63-130	
Naphthalene	ug/L	50	47.9	96	70-138	
o-Xylene	ug/L	50	48.6	97	70-130	
p-Isopropyltoluene	ug/L	50	45.5	91	70-130	
Styrene	ug/L	50	50.9	102	70-130	
Tetrachloroethene	ug/L	50	48.4	97	70-130	
Toluene	ug/L	50	48.1	96	70-130	
trans-1,2-Dichloroethene	ug/L	50	47.0	94	70-130	
trans-1,3-Dichloropropene	ug/L	50	49.9	100	70-132	
Trichloroethene	ug/L	50	50.5	101	70-130	
Trichlorofluoromethane	ug/L	50	47.1	94	62-133	
Vinyl acetate	ug/L	100	94.0	94	66-157	
Vinyl chloride	ug/L	50	44.0	88	50-150	
Xylene (Total)	ug/L	150	146	97	70-130	
1,2-Dichloroethane-d4 (S)	%			94	70-130	
4-Bromofluorobenzene (S)	%			99	70-130	
Toluene-d8 (S)	%			97	70-130	

Results presented on this page are in the units indicated by the "Units" column except where an alternate unit is presented to the right of the result.

REPORT OF LABORATORY ANALYSIS

This report shall not be reproduced, except in full,
without the written consent of Pace Analytical Services, LLC.

QUALITY CONTROL DATA

Project: MATRIX NEWNAN, GA 942803100

Pace Project No.: 92347868

Parameter	92347868013		MS		MSD		MS		MSD		% Rec	Limits	RPD	Qual
	Units	Result	Spike Conc.	Spike Conc.	Result	Result	% Rec	% Rec						
1,1,1,2-Tetrachloroethane	ug/L	ND	20	20	19.3	19.7	97	98	70-130	2				
1,1,1-Trichloroethane	ug/L	ND	20	20	22.2	22.3	111	112	70-130	0				
1,1,2,2-Tetrachloroethane	ug/L	ND	20	20	20.6	22.0	103	110	70-130	7				
1,1,2-Trichloroethane	ug/L	ND	20	20	20.7	22.1	104	111	70-130	6				
1,1-Dichloroethane	ug/L	ND	20	20	23.4	23.5	117	118	70-130	1				
1,1-Dichloroethene	ug/L	ND	20	20	24.3	24.5	121	122	70-166	1				
1,1-Dichloropropene	ug/L	ND	20	20	23.9	23.0	120	115	70-130	4				
1,2,3-Trichlorobenzene	ug/L	ND	20	20	16.5	16.2	82	81	70-130	1				
1,2,3-Trichloropropane	ug/L	ND	20	20	20.9	21.4	104	107	70-130	2				
1,2,4-Trichlorobenzene	ug/L	ND	20	20	17.8	18.5	89	92	70-130	4				
1,2-Dibromo-3-chloropropane	ug/L	ND	20	20	20.7	19.9	103	100	70-130	4				
1,2-Dibromoethane (EDB)	ug/L	ND	20	20	20.7	22.2	104	111	70-130	7				
1,2-Dichlorobenzene	ug/L	ND	20	20	19.4	19.1	97	96	70-130	2				
1,2-Dichloroethane	ug/L	ND	20	20	20.5	20.7	102	103	70-130	1				
1,2-Dichloropropane	ug/L	ND	20	20	22.2	22.0	111	110	70-130	1				
1,3-Dichlorobenzene	ug/L	ND	20	20	20.1	19.7	100	98	70-130	2				
1,3-Dichloropropane	ug/L	ND	20	20	22.2	22.6	111	113	70-130	2				
1,4-Dichlorobenzene	ug/L	ND	20	20	20.2	20.0	101	100	70-130	1				
2,2-Dichloropropane	ug/L	ND	20	20	17.3	17.6	87	88	70-130	1				
2-Butanone (MEK)	ug/L	ND	40	40	43.7	45.8	109	115	70-130	5				
2-Chlorotoluene	ug/L	ND	20	20	21.3	21.1	106	106	70-130	1				
2-Hexanone	ug/L	ND	40	40	53.1	53.3	133	133	70-130	0 M1				
4-Chlorotoluene	ug/L	ND	20	20	20.9	20.7	105	104	70-130	1				
4-Methyl-2-pentanone (MIBK)	ug/L	ND	40	40	47.9	45.1	120	113	70-130	6				
Acetone	ug/L	ND	40	40	63.5	59.5	159	149	70-130	7 M1				
Benzene	ug/L	ND	20	20	22.6	22.8	113	114	70-148	1				
Bromobenzene	ug/L	ND	20	20	20.8	20.8	104	104	70-130	0				
Bromochloromethane	ug/L	ND	20	20	24.0	24.0	120	120	70-130	0				
Bromodichloromethane	ug/L	ND	20	20	21.3	22.4	107	112	70-130	5				
Bromoform	ug/L	ND	20	20	15.8	15.9	79	79	70-130	1				
Bromomethane	ug/L	ND	20	20	24.0	26.2	120	131	70-130	8 M1				
Carbon tetrachloride	ug/L	ND	20	20	20.7	21.1	104	106	70-130	2				
Chlorobenzene	ug/L	ND	20	20	21.7	22.0	108	110	70-146	2				
Chloroethane	ug/L	ND	20	20	21.0	21.9	105	110	70-130	4				
Chloroform	ug/L	ND	20	20	22.9	22.9	114	114	70-130	0				
Chloromethane	ug/L	ND	20	20	24.0	21.5	120	108	70-130	11				
cis-1,2-Dichloroethene	ug/L	1.4	20	20	24.2	24.6	114	116	70-130	2				
cis-1,3-Dichloropropene	ug/L	ND	20	20	20.3	20.8	102	104	70-130	2				
Dibromochloromethane	ug/L	ND	20	20	18.8	19.7	94	98	70-130	5				
Dibromomethane	ug/L	ND	20	20	20.8	21.6	104	108	70-130	4				
Dichlorodifluoromethane	ug/L	ND	20	20	21.1	21.3	106	106	70-130	1				
Diisopropyl ether	ug/L	ND	20	20	21.1	20.8	105	104	70-130	1				
Ethylbenzene	ug/L	ND	20	20	21.6	22.3	108	112	70-130	3				
Hexachloro-1,3-butadiene	ug/L	ND	20	20	17.9	18.1	90	90	70-130	1				
m&p-Xylene	ug/L	ND	40	40	42.9	44.1	107	110	70-130	3				
Methyl-tert-butyl ether	ug/L	ND	20	20	19.9	18.7	99	93	70-130	6				

Results presented on this page are in the units indicated by the "Units" column except where an alternate unit is presented to the right of the result.

REPORT OF LABORATORY ANALYSIS

This report shall not be reproduced, except in full,
without the written consent of Pace Analytical Services, LLC.

QUALITY CONTROL DATA

Project: MATRIX NEWNAN, GA 942803100

Pace Project No.: 92347868

Parameter	MATRIX SPIKE & MATRIX SPIKE DUPLICATE: 2047372			2047373			MS % Rec	MSD % Rec	% Rec Limits	RPD	Qual
	Units	92347868013 Result	MS Spike Conc.	MSD Spike Conc.	MS Result	MSD Result					
Methylene Chloride	ug/L	ND	20	20	18.8	18.9	94	95	70-130	1	
Naphthalene	ug/L	ND	20	20	18.3	18.2	91	91	70-130	0	
o-Xylene	ug/L	ND	20	20	20.7	21.4	103	107	70-130	4	
p-Isopropyltoluene	ug/L	ND	20	20	19.9	20.0	99	100	70-130	0	
Styrene	ug/L	ND	20	20	21.1	22.2	106	111	70-130	5	
Tetrachloroethene	ug/L	23.0	20	20	45.2	43.9	111	105	70-130	3	
Toluene	ug/L	ND	20	20	22.7	22.8	114	114	70-155	0	
trans-1,2-Dichloroethene	ug/L	ND	20	20	23.8	23.9	119	119	70-130	0	
trans-1,3-Dichloropropene	ug/L	ND	20	20	18.3	19.2	92	96	70-130	5	
Trichloroethene	ug/L	3.1	20	20	25.4	25.0	111	109	69-151	2	
Trichlorofluoromethane	ug/L	ND	20	20	22.0	22.9	110	115	70-130	4	
Vinyl acetate	ug/L	ND	40	40	34.9	32.8	87	82	70-130	6	
Vinyl chloride	ug/L	ND	20	20	22.5	22.9	112	115	70-130	2	
1,2-Dichloroethane-d4 (S)	%						96	105	70-130		
4-Bromofluorobenzene (S)	%						101	104	70-130		
Toluene-d8 (S)	%						99	100	70-130		

Results presented on this page are in the units indicated by the "Units" column except where an alternate unit is presented to the right of the result.

REPORT OF LABORATORY ANALYSIS

This report shall not be reproduced, except in full,
without the written consent of Pace Analytical Services, LLC.

QUALITY CONTROL DATA

Project: MATRIX NEWNAN, GA 942803100

Pace Project No.: 92347868

QC Batch: 369487 Analysis Method: EPA 8260
QC Batch Method: EPA 8260 Analysis Description: 8260 MSV Low Level
Associated Lab Samples: 92347868004, 92347868005, 92347868010

METHOD BLANK: 2047392 Matrix: Water

Associated Lab Samples: 92347868004, 92347868005, 92347868010

Parameter	Units	Blank Result	Reporting Limit	Analyzed	Qualifiers
1,1,1,2-Tetrachloroethane	ug/L	ND	1.0	07/18/17 17:03	
1,1,1-Trichloroethane	ug/L	ND	1.0	07/18/17 17:03	
1,1,2,2-Tetrachloroethane	ug/L	ND	1.0	07/18/17 17:03	
1,1,2-Trichloroethane	ug/L	ND	1.0	07/18/17 17:03	
1,1-Dichloroethane	ug/L	ND	1.0	07/18/17 17:03	
1,1-Dichloroethene	ug/L	ND	1.0	07/18/17 17:03	
1,1-Dichloropropene	ug/L	ND	1.0	07/18/17 17:03	
1,2,3-Trichlorobenzene	ug/L	ND	1.0	07/18/17 17:03	
1,2,3-Trichloropropane	ug/L	ND	1.0	07/18/17 17:03	
1,2,4-Trichlorobenzene	ug/L	ND	1.0	07/18/17 17:03	
1,2-Dibromo-3-chloropropane	ug/L	ND	2.0	07/18/17 17:03	
1,2-Dibromoethane (EDB)	ug/L	ND	1.0	07/18/17 17:03	
1,2-Dichlorobenzene	ug/L	ND	1.0	07/18/17 17:03	
1,2-Dichloroethane	ug/L	ND	1.0	07/18/17 17:03	
1,2-Dichloropropane	ug/L	ND	1.0	07/18/17 17:03	
1,3-Dichlorobenzene	ug/L	ND	1.0	07/18/17 17:03	
1,3-Dichloropropane	ug/L	ND	1.0	07/18/17 17:03	
1,4-Dichlorobenzene	ug/L	ND	1.0	07/18/17 17:03	
2,2-Dichloropropane	ug/L	ND	1.0	07/18/17 17:03	
2-Butanone (MEK)	ug/L	ND	5.0	07/18/17 17:03	
2-Chlorotoluene	ug/L	ND	1.0	07/18/17 17:03	
2-Hexanone	ug/L	ND	5.0	07/18/17 17:03	
4-Chlorotoluene	ug/L	ND	1.0	07/18/17 17:03	
4-Methyl-2-pentanone (MIBK)	ug/L	ND	5.0	07/18/17 17:03	
Acetone	ug/L	ND	25.0	07/18/17 17:03	
Benzene	ug/L	ND	1.0	07/18/17 17:03	
Bromobenzene	ug/L	ND	1.0	07/18/17 17:03	
Bromochloromethane	ug/L	ND	1.0	07/18/17 17:03	
Bromodichloromethane	ug/L	ND	1.0	07/18/17 17:03	
Bromoform	ug/L	ND	1.0	07/18/17 17:03	
Bromomethane	ug/L	ND	2.0	07/18/17 17:03	
Carbon tetrachloride	ug/L	ND	1.0	07/18/17 17:03	
Chlorobenzene	ug/L	ND	1.0	07/18/17 17:03	
Chloroethane	ug/L	ND	1.0	07/18/17 17:03	
Chloroform	ug/L	ND	1.0	07/18/17 17:03	
Chloromethane	ug/L	ND	1.0	07/18/17 17:03	
cis-1,2-Dichloroethene	ug/L	ND	1.0	07/18/17 17:03	
cis-1,3-Dichloropropene	ug/L	ND	1.0	07/18/17 17:03	
Dibromochloromethane	ug/L	ND	1.0	07/18/17 17:03	
Dibromomethane	ug/L	ND	1.0	07/18/17 17:03	
Dichlorodifluoromethane	ug/L	ND	1.0	07/18/17 17:03	

Results presented on this page are in the units indicated by the "Units" column except where an alternate unit is presented to the right of the result.

REPORT OF LABORATORY ANALYSIS

This report shall not be reproduced, except in full,
without the written consent of Pace Analytical Services, LLC.

QUALITY CONTROL DATA

Project: MATRIX NEWNAN, GA 942803100

Pace Project No.: 92347868

METHOD BLANK: 2047392

Matrix: Water

Associated Lab Samples: 92347868004, 92347868005, 92347868010

Parameter	Units	Blank Result	Reporting Limit	Analyzed	Qualifiers
Diisopropyl ether	ug/L	ND	1.0	07/18/17 17:03	
Ethylbenzene	ug/L	ND	1.0	07/18/17 17:03	
Hexachloro-1,3-butadiene	ug/L	ND	1.0	07/18/17 17:03	
m&p-Xylene	ug/L	ND	2.0	07/18/17 17:03	
Methyl-tert-butyl ether	ug/L	ND	1.0	07/18/17 17:03	
Methylene Chloride	ug/L	ND	2.0	07/18/17 17:03	
Naphthalene	ug/L	ND	1.0	07/18/17 17:03	
o-Xylene	ug/L	ND	1.0	07/18/17 17:03	
p-Isopropyltoluene	ug/L	ND	1.0	07/18/17 17:03	
Styrene	ug/L	ND	1.0	07/18/17 17:03	
Tetrachloroethene	ug/L	ND	1.0	07/18/17 17:03	
Toluene	ug/L	ND	1.0	07/18/17 17:03	
trans-1,2-Dichloroethene	ug/L	ND	1.0	07/18/17 17:03	
trans-1,3-Dichloropropene	ug/L	ND	1.0	07/18/17 17:03	
Trichloroethene	ug/L	ND	1.0	07/18/17 17:03	
Trichlorofluoromethane	ug/L	ND	1.0	07/18/17 17:03	
Vinyl acetate	ug/L	ND	2.0	07/18/17 17:03	
Vinyl chloride	ug/L	ND	1.0	07/18/17 17:03	
Xylene (Total)	ug/L	ND	1.0	07/18/17 17:03	
1,2-Dichloroethane-d4 (S)	%	92	70-130	07/18/17 17:03	
4-Bromofluorobenzene (S)	%	101	70-130	07/18/17 17:03	
Toluene-d8 (S)	%	102	70-130	07/18/17 17:03	

LABORATORY CONTROL SAMPLE: 2047393

Parameter	Units	Spike Conc.	LCS Result	LCS % Rec	% Rec Limits	Qualifiers
1,1,1,2-Tetrachloroethane	ug/L	50	52.6	105	70-130	
1,1,1-Trichloroethane	ug/L	50	48.0	96	70-130	
1,1,2,2-Tetrachloroethane	ug/L	50	50.1	100	70-130	
1,1,2-Trichloroethane	ug/L	50	51.5	103	70-130	
1,1-Dichloroethane	ug/L	50	49.2	98	70-130	
1,1-Dichloroethene	ug/L	50	50.6	101	70-132	
1,1-Dichloropropene	ug/L	50	55.0	110	70-130	
1,2,3-Trichlorobenzene	ug/L	50	47.2	94	70-135	
1,2,3-Trichloropropane	ug/L	50	51.1	102	70-130	
1,2,4-Trichlorobenzene	ug/L	50	47.6	95	70-134	
1,2-Dibromo-3-chloropropane	ug/L	50	48.7	97	70-130	
1,2-Dibromoethane (EDB)	ug/L	50	54.7	109	70-130	
1,2-Dichlorobenzene	ug/L	50	49.9	100	70-130	
1,2-Dichloroethane	ug/L	50	44.2	88	70-130	
1,2-Dichloropropane	ug/L	50	53.6	107	70-130	
1,3-Dichlorobenzene	ug/L	50	50.7	101	70-130	
1,3-Dichloropropane	ug/L	50	55.8	112	70-130	
1,4-Dichlorobenzene	ug/L	50	50.4	101	70-130	

Results presented on this page are in the units indicated by the "Units" column except where an alternate unit is presented to the right of the result.

REPORT OF LABORATORY ANALYSIS

This report shall not be reproduced, except in full,
without the written consent of Pace Analytical Services, LLC.

QUALITY CONTROL DATA

Project: MATRIX NEWNAN, GA 942803100

Pace Project No.: 92347868

LABORATORY CONTROL SAMPLE: 2047393

Parameter	Units	Spike Conc.	LCS Result	LCS % Rec	% Rec Limits	Qualifiers
2,2-Dichloropropane	ug/L	50	48.0	96	58-145	
2-Butanone (MEK)	ug/L	100	106	106	70-145	
2-Chlorotoluene	ug/L	50	52.4	105	70-130	
2-Hexanone	ug/L	100	114	114	70-144	
4-Chlorotoluene	ug/L	50	50.3	101	70-130	
4-Methyl-2-pentanone (MIBK)	ug/L	100	105	105	70-140	
Acetone	ug/L	100	132	132	50-175	
Benzene	ug/L	50	53.7	107	70-130	
Bromobenzene	ug/L	50	50.8	102	70-130	
Bromochloromethane	ug/L	50	49.1	98	70-130	
Bromodichloromethane	ug/L	50	50.5	101	70-130	
Bromoform	ug/L	50	46.0	92	70-130	
Bromomethane	ug/L	50	48.1	96	54-130	
Carbon tetrachloride	ug/L	50	48.3	97	70-132	
Chlorobenzene	ug/L	50	52.1	104	70-130	
Chloroethane	ug/L	50	42.6	85	64-134	
Chloroform	ug/L	50	46.9	94	70-130	
Chloromethane	ug/L	50	46.5	93	64-130	
cis-1,2-Dichloroethene	ug/L	50	48.6	97	70-131	
cis-1,3-Dichloropropene	ug/L	50	54.5	109	70-130	
Dibromochloromethane	ug/L	50	52.0	104	70-130	
Dibromomethane	ug/L	50	48.5	97	70-131	
Dichlorodifluoromethane	ug/L	50	43.8	88	56-130	
Diisopropyl ether	ug/L	50	53.2	106	70-130	
Ethylbenzene	ug/L	50	51.4	103	70-130	
Hexachloro-1,3-butadiene	ug/L	50	47.9	96	70-130	
m&p-Xylene	ug/L	100	101	101	70-130	
Methyl-tert-butyl ether	ug/L	50	48.5	97	70-130	
Methylene Chloride	ug/L	50	45.9	92	63-130	
Naphthalene	ug/L	50	49.4	99	70-138	
o-Xylene	ug/L	50	50.5	101	70-130	
p-Isopropyltoluene	ug/L	50	49.7	99	70-130	
Styrene	ug/L	50	53.5	107	70-130	
Tetrachloroethene	ug/L	50	49.8	100	70-130	
Toluene	ug/L	50	51.5	103	70-130	
trans-1,2-Dichloroethene	ug/L	50	49.8	100	70-130	
trans-1,3-Dichloropropene	ug/L	50	52.3	105	70-132	
Trichloroethene	ug/L	50	51.5	103	70-130	
Trichlorofluoromethane	ug/L	50	47.1	94	62-133	
Vinyl acetate	ug/L	100	97.7	98	66-157	
Vinyl chloride	ug/L	50	45.2	90	50-150	
Xylene (Total)	ug/L	150	151	101	70-130	
1,2-Dichloroethane-d4 (S)	%			93	70-130	
4-Bromofluorobenzene (S)	%			99	70-130	
Toluene-d8 (S)	%			98	70-130	

Results presented on this page are in the units indicated by the "Units" column except where an alternate unit is presented to the right of the result.

REPORT OF LABORATORY ANALYSIS

This report shall not be reproduced, except in full,
without the written consent of Pace Analytical Services, LLC.

QUALITY CONTROL DATA

Project: MATRIX NEWNAN, GA 942803100

Pace Project No.: 92347868

MATRIX SPIKE SAMPLE: 2047409		92347793002	Spike	MS	MS	% Rec	
Parameter	Units	Result	Conc.	Result	% Rec	Limits	Qualifiers
1,1,1,2-Tetrachloroethane	ug/L	ND	2000	1740	87	70-130	
1,1,1-Trichloroethane	ug/L	ND	2000	1910	95	70-130	
1,1,2,2-Tetrachloroethane	ug/L	ND	2000	2020	101	70-130	
1,1,2-Trichloroethane	ug/L	ND	2000	1960	98	70-130	
1,1-Dichloroethane	ug/L	ND	2000	2000	100	70-130	
1,1-Dichloroethene	ug/L	ND	2000	2020	101	70-166	
1,1-Dichloropropene	ug/L	ND	2000	2140	107	70-130	
1,2,3-Trichlorobenzene	ug/L	ND	2000	1470	73	70-130	
1,2,3-Trichloropropane	ug/L	ND	2000	2070	103	70-130	
1,2,4-Trichlorobenzene	ug/L	ND	2000	1520	76	70-130	
1,2-Dibromo-3-chloropropane	ug/L	ND	2000	1900	95	70-130	
1,2-Dibromoethane (EDB)	ug/L	110	2000	2120	100	70-130	
1,2-Dichlorobenzene	ug/L	ND	2000	1730	87	70-130	
1,2-Dichloroethane	ug/L	681	2000	2510	91	70-130	
1,2-Dichloropropane	ug/L	ND	2000	2000	100	70-130	
1,3-Dichlorobenzene	ug/L	ND	2000	1730	86	70-130	
1,3-Dichloropropane	ug/L	ND	2000	2070	104	70-130	
1,4-Dichlorobenzene	ug/L	ND	2000	1780	89	70-130	
2,2-Dichloropropane	ug/L	ND	2000	1460	73	70-130	
2-Butanone (MEK)	ug/L	1140	4000	6910	144	70-130 M1	
2-Chlorotoluene	ug/L	ND	2000	1740	87	70-130	
2-Hexanone	ug/L	ND	4000	5830	138	70-130 M1	
4-Chlorotoluene	ug/L	ND	2000	1820	91	70-130	
4-Methyl-2-pentanone (MIBK)	ug/L	ND	4000	4970	120	70-130	
Acetone	ug/L	2960	4000	9550	165	70-130 M1	
Benzene	ug/L	8920	2000	10400	71	70-148	
Bromobenzene	ug/L	ND	2000	1890	94	70-130	
Bromochloromethane	ug/L	ND	2000	2050	103	70-130	
Bromodichloromethane	ug/L	ND	2000	1910	95	70-130	
Bromoform	ug/L	ND	2000	1450	72	70-130	
Bromomethane	ug/L	ND	2000	1900	95	70-130	
Carbon tetrachloride	ug/L	ND	2000	1800	90	70-130	
Chlorobenzene	ug/L	ND	2000	1950	97	70-146	
Chloroethane	ug/L	ND	2000	1930	96	70-130	
Chloroform	ug/L	ND	2000	1970	99	70-130	
Chloromethane	ug/L	ND	2000	1970	98	70-130	
cis-1,2-Dichloroethene	ug/L	ND	2000	1920	96	70-130	
cis-1,3-Dichloropropene	ug/L	ND	2000	1850	93	70-130	
Dibromochloromethane	ug/L	ND	2000	1740	87	70-130	
Dibromomethane	ug/L	ND	2000	1870	94	70-130	
Dichlorodifluoromethane	ug/L	ND	2000	1690	84	70-130	
Diisopropyl ether	ug/L	ND	2000	2070	101	70-130	
Ethylbenzene	ug/L	2410	2000	4070	83	70-130	
Hexachloro-1,3-butadiene	ug/L	ND	2000	1480	74	70-130	
m&p-Xylene	ug/L	8510	4000	11300	69	70-130 M1	
Methyl-tert-butyl ether	ug/L	7430	2000	9390	98	70-130	
Methylene Chloride	ug/L	ND	2000	1660	83	70-130	

Results presented on this page are in the units indicated by the "Units" column except where an alternate unit is presented to the right of the result.

REPORT OF LABORATORY ANALYSIS

This report shall not be reproduced, except in full,
without the written consent of Pace Analytical Services, LLC.

QUALITY CONTROL DATA

Project: MATRIX NEWNAN, GA 942803100

Pace Project No.: 92347868

MATRIX SPIKE SAMPLE: 2047409		92347793002	Spike	MS	MS	% Rec	
Parameter	Units	Result	Conc.	Result	% Rec	Limits	Qualifiers
Naphthalene	ug/L	235	2000	1870	82	70-130	
o-Xylene	ug/L	3680	2000	5200	76	70-130	
p-Isopropyltoluene	ug/L	ND	2000	1750	88	70-130	
Styrene	ug/L	ND	2000	1990	99	70-130	
Tetrachloroethene	ug/L	ND	2000	1730	87	70-130	
Toluene	ug/L	12200	2000	12800	27	70-155	M1
trans-1,2-Dichloroethene	ug/L	ND	2000	2000	100	70-130	
trans-1,3-Dichloropropene	ug/L	ND	2000	1740	87	70-130	
Trichloroethene	ug/L	ND	2000	1960	98	69-151	
Trichlorofluoromethane	ug/L	ND	2000	1850	93	70-130	
Vinyl acetate	ug/L	ND	4000	4080	102	70-130	
Vinyl chloride	ug/L	ND	2000	1900	95	70-130	
1,2-Dichloroethane-d4 (S)	%				103	70-130	
4-Bromofluorobenzene (S)	%				101	70-130	
Toluene-d8 (S)	%				100	70-130	

SAMPLE DUPLICATE: 2048169

Parameter	Units	92347868005	Dup	RPD	Qualifiers
		Result	Result		
1,1,1,2-Tetrachloroethane	ug/L	ND	ND		
1,1,1-Trichloroethane	ug/L	ND	ND		
1,1,2,2-Tetrachloroethane	ug/L	ND	ND		
1,1,2-Trichloroethane	ug/L	ND	ND		
1,1-Dichloroethane	ug/L	ND	ND		
1,1-Dichloroethene	ug/L	ND	ND		
1,1-Dichloropropene	ug/L	ND	ND		
1,2,3-Trichlorobenzene	ug/L	ND	ND		
1,2,3-Trichloropropane	ug/L	ND	ND		
1,2,4-Trichlorobenzene	ug/L	ND	ND		
1,2-Dibromo-3-chloropropane	ug/L	ND	ND		
1,2-Dibromoethane (EDB)	ug/L	ND	ND		
1,2-Dichlorobenzene	ug/L	ND	ND		
1,2-Dichloroethane	ug/L	ND	ND		
1,2-Dichloropropane	ug/L	ND	ND		
1,3-Dichlorobenzene	ug/L	ND	ND		
1,3-Dichloropropane	ug/L	ND	ND		
1,4-Dichlorobenzene	ug/L	ND	ND		
2,2-Dichloropropane	ug/L	ND	ND		
2-Butanone (MEK)	ug/L	ND	ND		
2-Chlorotoluene	ug/L	ND	ND		
2-Hexanone	ug/L	ND	ND		
4-Chlorotoluene	ug/L	ND	ND		
4-Methyl-2-pentanone (MIBK)	ug/L	ND	ND		
Acetone	ug/L	ND	ND		
Benzene	ug/L	ND	ND		

Results presented on this page are in the units indicated by the "Units" column except where an alternate unit is presented to the right of the result.

REPORT OF LABORATORY ANALYSIS

This report shall not be reproduced, except in full,
without the written consent of Pace Analytical Services, LLC.

QUALITY CONTROL DATA

Project: MATRIX NEWNAN, GA 942803100

Pace Project No.: 92347868

SAMPLE DUPLICATE: 2048169

Parameter	Units	92347868005 Result	Dup Result	RPD	Qualifiers
Bromobenzene	ug/L	ND	ND		
Bromochloromethane	ug/L	ND	ND		
Bromodichloromethane	ug/L	ND	ND		
Bromoform	ug/L	ND	ND		
Bromomethane	ug/L	ND	ND		
Carbon tetrachloride	ug/L	ND	ND		
Chlorobenzene	ug/L	ND	ND		
Chloroethane	ug/L	ND	ND		
Chloroform	ug/L	ND	ND		
Chloromethane	ug/L	ND	ND		
cis-1,2-Dichloroethene	ug/L	ND	ND		
cis-1,3-Dichloropropene	ug/L	ND	ND		
Dibromochloromethane	ug/L	ND	ND		
Dibromomethane	ug/L	ND	ND		
Dichlorodifluoromethane	ug/L	ND	ND		
Diisopropyl ether	ug/L	ND	ND		
Ethylbenzene	ug/L	ND	ND		
Hexachloro-1,3-butadiene	ug/L	ND	ND		
m&p-Xylene	ug/L	ND	ND		
Methyl-tert-butyl ether	ug/L	ND	ND		
Methylene Chloride	ug/L	ND	ND		
Naphthalene	ug/L	ND	ND		
o-Xylene	ug/L	ND	ND		
p-Isopropyltoluene	ug/L	ND	ND		
Styrene	ug/L	ND	ND		
Tetrachloroethene	ug/L	ND	ND		
Toluene	ug/L	ND	ND		
trans-1,2-Dichloroethene	ug/L	ND	ND		
trans-1,3-Dichloropropene	ug/L	ND	ND		
Trichloroethene	ug/L	ND	ND		
Trichlorofluoromethane	ug/L	ND	ND		
Vinyl acetate	ug/L	ND	ND		
Vinyl chloride	ug/L	ND	ND		
Xylene (Total)	ug/L	ND	ND		
1,2-Dichloroethane-d4 (S)	%	93	101	8	
4-Bromofluorobenzene (S)	%	99	103	4	
Toluene-d8 (S)	%	104	106	2	

Results presented on this page are in the units indicated by the "Units" column except where an alternate unit is presented to the right of the result.

REPORT OF LABORATORY ANALYSIS

This report shall not be reproduced, except in full,
without the written consent of Pace Analytical Services, LLC.

QUALIFIERS

Project: MATRIX NEWNAN, GA 942803100

Pace Project No.: 92347868

DEFINITIONS

DF - Dilution Factor, if reported, represents the factor applied to the reported data due to dilution of the sample aliquot.

ND - Not Detected at or above adjusted reporting limit.

TNTC - Too Numerous To Count

J - Estimated concentration above the adjusted method detection limit and below the adjusted reporting limit.

MDL - Adjusted Method Detection Limit.

PQL - Practical Quantitation Limit.

RL - Reporting Limit.

S - Surrogate

1,2-Diphenylhydrazine decomposes to and cannot be separated from Azobenzene using Method 8270. The result for each analyte is a combined concentration.

Consistent with EPA guidelines, unrounded data are displayed and have been used to calculate % recovery and RPD values.

LCS(D) - Laboratory Control Sample (Duplicate)

MS(D) - Matrix Spike (Duplicate)

DUP - Sample Duplicate

RPD - Relative Percent Difference

NC - Not Calculable.

SG - Silica Gel - Clean-Up

U - Indicates the compound was analyzed for, but not detected.

Acid preservation may not be appropriate for 2 Chloroethylvinyl ether.

A separate vial preserved to a pH of 4-5 is recommended in SW846 Chapter 4 for the analysis of Acrolein and Acrylonitrile by EPA Method 8260.

N-Nitrosodiphenylamine decomposes and cannot be separated from Diphenylamine using Method 8270. The result reported for each analyte is a combined concentration.

Pace Analytical is TNI accredited. Contact your Pace PM for the current list of accredited analytes.

TNI - The NELAC Institute.

LABORATORIES

PASI-C Pace Analytical Services - Charlotte

ANALYTE QUALIFIERS

M1 Matrix spike recovery exceeded QC limits. Batch accepted based on laboratory control sample (LCS) recovery.

REPORT OF LABORATORY ANALYSIS

This report shall not be reproduced, except in full,
without the written consent of Pace Analytical Services, LLC.

QUALITY CONTROL DATA CROSS REFERENCE TABLE

Project: MATRIX NEWNAN, GA 942803100

Pace Project No.: 92347868

Lab ID	Sample ID	QC Batch Method	QC Batch	Analytical Method	Analytical Batch
92347868001	TMW-5	EPA 8260	369483		
92347868002	TMW-1	EPA 8260	369483		
92347868003	DUP-1	EPA 8260	369483		
92347868004	TMW-4	EPA 8260	369487		
92347868005	TMW-6	EPA 8260	369487		
92347868006	TMW-7	EPA 8260	369483		
92347868007	TMW-12	EPA 8260	369483		
92347868008	TMW-11	EPA 8260	369483		
92347868009	TMW-10	EPA 8260	369483		
92347868010	TMW-3	EPA 8260	369487		
92347868011	TMW-13	EPA 8260	369483		
92347868012	TMW-2	EPA 8260	369483		
92347868013	TMW-2A MS/MSD	EPA 8260	369483		
92347868014	TMW-8	EPA 8260	369483		
92347868015	TMW-9	EPA 8260	369483		

REPORT OF LABORATORY ANALYSIS

This report shall not be reproduced, except in full,
without the written consent of Pace Analytical Services, LLC.



Laboratory receiving samples:

Asheville Eden Greenwood Huntersville Raleigh Mechanicsville

Sample Condition Upon Receipt

Client Name:

AmeC

Project #

WO# : 92347868

Courier:

Commercial

Fed Ex UPS USPS Client
 Pace Other: _____



Custody Seal Present?

Yes No

Seals Intact?

Yes No

Date/Initials Person Examining Contents: 7-17-17^{SN}

Packing Material:

Bubble Wrap Bubble Bags None Other: _____

Thermometer:

IR Gun ID:

T1603

Type of Ice:

2.7

Wet Blue None

Samples on ice, cooling process has begun

Correction Factor:

Cooler Temp Corrected (°C):

Biological Tissue Frozen?

Yes No N/A

Temp should be above freezing to 6°C

USDA Regulated Soil (N/A, water sample)

Did samples originate in a quarantine zone within the United States: CA, NY, or SC (check maps)?

Yes No

Did samples originate from a foreign source (internationally, including Hawaii and Puerto Rico)? Yes No

		Comments/Discrepancy:
Chain of Custody Present?	<input checked="" type="checkbox"/> Yes <input type="checkbox"/> No <input type="checkbox"/> N/A	1.
Samples Arrived within Hold Time?	<input checked="" type="checkbox"/> Yes <input type="checkbox"/> No <input type="checkbox"/> N/A	2.
Short Hold Time Analysis (<72 hr.)?	<input type="checkbox"/> Yes <input checked="" type="checkbox"/> No <input type="checkbox"/> N/A	3.
Rush Turn Around Time Requested?	<input type="checkbox"/> Yes <input checked="" type="checkbox"/> No <input type="checkbox"/> N/A	4.
Sufficient Volume?	<input checked="" type="checkbox"/> Yes <input type="checkbox"/> No <input type="checkbox"/> N/A	5.
Correct Containers Used?	<input checked="" type="checkbox"/> Yes <input type="checkbox"/> No <input type="checkbox"/> N/A	6.
-Pace Containers Used?	<input checked="" type="checkbox"/> Yes <input type="checkbox"/> No <input type="checkbox"/> N/A	
Containers Intact?	<input checked="" type="checkbox"/> Yes <input type="checkbox"/> No <input type="checkbox"/> N/A	7.
Samples Field Filtered?	<input type="checkbox"/> Yes <input checked="" type="checkbox"/> No <input type="checkbox"/> N/A	8. Note if sediment is visible in the dissolved container
Sample Labels Match COC?	<input checked="" type="checkbox"/> Yes <input type="checkbox"/> No <input type="checkbox"/> N/A	9. <u>Only received 6 vials for 2A (ms, msO)</u>
-Includes Date/Time/ID/Analysis Matrix: <u>W7</u>		
Headspace in VOA Vials (>5-6mm)?	<input type="checkbox"/> Yes <input checked="" type="checkbox"/> No <input type="checkbox"/> N/A	10.
Trip Blank Present?	<input type="checkbox"/> Yes <input checked="" type="checkbox"/> No <input type="checkbox"/> N/A	11.
Trip Blank Custody Seals Present?	<input type="checkbox"/> Yes <input type="checkbox"/> No <input checked="" type="checkbox"/> N/A	

CLIENT NOTIFICATION/RESOLUTION

Field Data Required? Yes No

Person Contacted:
 Comments/Sample
 Discrepancy:

Date/Time: _____

Project Manager SCURF Review: AMB

Date: 7-18-17

Project Manager SRF Review: AMB

Date: 7-18-17

Note: Whenever there is a discrepancy affecting North Carolina compliance samples, a copy of this form will be sent to the North Carolina DEHNR Certification Office (i.e. Out of hold, incorrect preservative, out of temp, incorrect containers)



Document Name:
Sample Condition Upon Receipt(SCUR)
Document No.:
F-CAR-CS-033-Rev.01

Document Revised: Sept. 21, 2016
Page 2 of 2
Issuing Authority:
Pace Quality Office

*Check mark top half of box if pH and/or dechlorination is verified and within the acceptance range for preservation samples.
**Bottom half of box is to list number of bottles

pg 1

Project # **W0# : 92347868**

PI : KRG Due Date: 07/31/17
CLIENT : 92-AMEC KY

Item#	BP4U-125 mL Plastic Unpreserved (N/A) (Cl-)	BP3U-250 mL Plastic Unpreserved (N/A)	BP2U-500 mL Plastic Unpreserved (N/A)	BP1U-1 liter Plastic Unpreserved (N/A)	BP3S-250 mL Plastic H2SO4 (pH < 2) (Cl-)	BP3N-250 mL plastic HNO3 (pH < 2)	BP3Z-250 mL Plastic ZN Acetate & NaOH (>9)	BP3C-250 mL Plastic NaOH (pH > 12) (Cl-)	WGFU-Wide-mouthed Glass jar Unpreserved	AG1U-1 liter Amber Unpreserved (N/A) (Cl-)	AG1H-1 liter Amber HCl (pH < 2)	AG3U-250 mL Amber Unpreserved (N/A) (Cl-)	AG1S-1 liter Amber H2SO4 (pH < 2)	AG3S-250 mL Amber H2SO4 (pH < 2)	AG3A(DG3A)-250 mL Amber NH4Cl (N/A)(Cl-)	DG9H-40 mL VOA HCl (N/A)	VG9T-40 mL VOA Na2S2O3 (N/A)	VG9U-40 mL VOA Unp (N/A)	DG9P-40 mL VOA H3PO4 (N/A)	VOAK (6 vials per kit)-5035 kit (N/A)	V/GK (3 vials per kit)-VPH/Gas kit (N/A)	SP5T-125 mL Sterile Plastic (N/A – lab)	SP2T-250 mL Sterile Plastic (N/A – lab)	BP3A-250 mL Plastic (NH2)2SO4 (9.3-9.7)	Cubitainer	VSGU-20 mL Scintillation vials (N/A)	GN		
1	/				/	/	/	/		/	/		/	/	/	3								/	/				
2	/				/	/	/	/		/	/		/	/	/	3									/	/			
3	/				/	/	/	/		/	/		/	/	/	3									/	/			
4	/				/	/	/	/		/	/		/	/	/	3									/	/			
5	/				/	/	/	/		/	/		/	/	/	3									/	/			
6	/				/	/	/	/		/	/		/	/	/	3									/	/			
7	/				/	/	/	/		/	/		/	/	/	3									/	/			
8	/				/	/	/	/		/	/		/	/	/	3									/	/			
9	/				/	/	/	/		/	/		/	/	/	3									/	/			
10	/				/	/	/	/		/	/		/	/	/	3									/	/			
11	/				/	/	/	/		/	/		/	/	/	3									/	/			
12	/				/	/	/	/		/	/		/	/	/	3									/	/			

pH Adjustment Log for Preserved Samples

Sample ID	Type of Preservative	pH upon receipt	Date preservation adjusted	Time preservation adjusted	Amount of Preservative added	Lot #



Document Name:
Sample Condition Upon Receipt(SCUR)
Document No.:
F-CAR-CS-033-Rev.01

Document Revised: Sept. 21, 2016
Page 2 of 2

W0#: 92347868

PH: KR6 Due Date: 07/31/17
CLIENT: 92-AMEC KY

*Check mark top half of box if pH and/or dechlorination is verified and within the acceptance range for preservation samples.
**Bottom half of box is to list number of bottles

PSZ

Project #

Item#	Description	1	2	3	4	5	6	7	8	9	10	11	12
BP4U	125 mL Plastic Unpreserved (N/A) (Cl-)												
BP3U	250 mL Plastic Unpreserved (N/A)												
BP2U	500 mL Plastic Unpreserved (N/A)												
BP1U	1 liter Plastic Unpreserved (N/A)												
BP3S	250 mL Plastic H2SO4 (pH < 2) (Cl-)												
BP3N	250 mL plastic HNO3 (pH < 2)												
BP3Z	250 mL Plastic ZN Acetate & NaOH (>9)												
BP3C	250 mL Plastic NaOH (pH > 12) (Cl-)												
WGFU	Wide-mouthed Glass jar Unpreserved												
AG1U	1 liter Amber Unpreserved (N/A) (Cl-)												
AG1H	1 liter Amber HCl (pH < 2)												
AG3U	250 mL Amber Unpreserved (N/A) (Cl-)												
AG1S	1 liter Amber H2SO4 (pH < 2)												
AG3S	250 mL Amber H2SO4 (pH < 2)												
AG3A(DG3A)	250 mL Amber NH4Cl (N/A)(Cl-)												
DG9H	40 mL VOA HCl (N/A)				3								
VG9T	40 mL VOA Na2S2O3 (N/A)				3								
VG9U	40 mL VOA Unp (N/A)				3								
DG9P	40 mL VOA H3PO4 (N/A)												
VOAK	(6 vials per kit)-5035 kit (N/A)												
V/GK	(3 vials per kit)-VPH/Gas kit (N/A)												
SP5T	125 mL Sterile Plastic (N/A - lab)												
SP2T	250 mL Sterile Plastic (N/A - lab)												
BP3A	250 mL Plastic (NH2)2SO4 (9.3-9.7)												
Cubitainer													
VSGU	20 mL Scintillation vials (N/A)												
GN													

pH Adjustment Log for Preserved Samples

Sample ID	Type of Preservative	pH upon receipt	Date preservation adjusted	Time preservation adjusted	Amount of Preservative added	Lot #

October 31, 2017

Kentucky
Amec Foster Wheeler
11003 Bluegrass Pkwy
Louisville, KY 40299

RE: Project: Matrix Newnan, GA
Pace Project No.: 92359781

Dear Kentucky:

Enclosed are the analytical results for sample(s) received by the laboratory on October 19, 2017. The results relate only to the samples included in this report. Results reported herein conform to the most current, applicable TNI/NELAC standards and the laboratory's Quality Assurance Manual, where applicable, unless otherwise noted in the body of the report.

If you have any questions concerning this report, please feel free to contact me.

Sincerely,



Taylor Ezell
taylor.ezell@pacelabs.com
(704)875-9092
Project Manager

Enclosures



REPORT OF LABORATORY ANALYSIS

This report shall not be reproduced, except in full,
without the written consent of Pace Analytical Services, LLC.

CERTIFICATIONS

Project: Matrix Newnan, GA

Pace Project No.: 92359781

Charlotte Certification IDs

9800 Kincey Ave. Ste 100, Huntersville, NC 28078

Louisiana/NELAP Certification # LA170028

North Carolina Drinking Water Certification #: 37706

North Carolina Field Services Certification #: 5342

North Carolina Wastewater Certification #: 12

South Carolina Certification #: 99006001

Florida/NELAP Certification #: E87627

Kentucky UST Certification #: 84

Virginia/VELAP Certification #: 460221

REPORT OF LABORATORY ANALYSIS

This report shall not be reproduced, except in full,
without the written consent of Pace Analytical Services, LLC.

SAMPLE ANALYTE COUNT

Project: Matrix Newnan, GA

Pace Project No.: 92359781

Lab ID	Sample ID	Method	Analysts	Analytes Reported	Laboratory
92359781001	TMW-4	EPA 8260	ZDO	63	PASI-C
92359781002	TMW-3	EPA 8260	ZDO	63	PASI-C
92359781003	DUP-1	EPA 8260	ZDO	63	PASI-C
92359781004	TMW-5	EPA 8260	ZDO	63	PASI-C
92359781005	TMW-7	EPA 8260	ZDO	63	PASI-C
92359781006	TMW-12	EPA 8260	ZDO	63	PASI-C
92359781007	TMW-11	EPA 8260	ZDO	63	PASI-C
92359781008	TMW-10	EPA 8260	ZDO	63	PASI-C
92359781009	TMW-2A	EPA 8260	ZDO	63	PASI-C
92359781010	TMW-2	EPA 8260	ZDO	63	PASI-C
92359781011	Trip Blank	EPA 8260	ZDO	63	PASI-C

REPORT OF LABORATORY ANALYSIS

This report shall not be reproduced, except in full,
without the written consent of Pace Analytical Services, LLC.

ANALYTICAL RESULTS

Project: Matrix Newnan, GA

Pace Project No.: 92359781

Sample: TMW-4		Lab ID: 92359781001	Collected: 10/17/17 14:55	Received: 10/19/17 09:30	Matrix: Water			
Parameters	Results	Units	Report Limit	DF	Prepared	Analyzed	CAS No.	Qual
8260 MSV Low Level		Analytical Method: EPA 8260						
Acetone	ND	ug/L	25.0	1		10/28/17 18:50	67-64-1	
Benzene	ND	ug/L	1.0	1		10/28/17 18:50	71-43-2	
Bromobenzene	ND	ug/L	1.0	1		10/28/17 18:50	108-86-1	
Bromochloromethane	ND	ug/L	1.0	1		10/28/17 18:50	74-97-5	
Bromodichloromethane	ND	ug/L	1.0	1		10/28/17 18:50	75-27-4	
Bromoform	ND	ug/L	1.0	1		10/28/17 18:50	75-25-2	
Bromomethane	ND	ug/L	2.0	1		10/28/17 18:50	74-83-9	
2-Butanone (MEK)	ND	ug/L	5.0	1		10/28/17 18:50	78-93-3	
Carbon tetrachloride	ND	ug/L	1.0	1		10/28/17 18:50	56-23-5	
Chlorobenzene	ND	ug/L	1.0	1		10/28/17 18:50	108-90-7	
Chloroethane	ND	ug/L	1.0	1		10/28/17 18:50	75-00-3	
Chloroform	ND	ug/L	1.0	1		10/28/17 18:50	67-66-3	
Chloromethane	ND	ug/L	1.0	1		10/28/17 18:50	74-87-3	
2-Chlorotoluene	ND	ug/L	1.0	1		10/28/17 18:50	95-49-8	
4-Chlorotoluene	ND	ug/L	1.0	1		10/28/17 18:50	106-43-4	
1,2-Dibromo-3-chloropropane	ND	ug/L	2.0	1		10/28/17 18:50	96-12-8	
Dibromochloromethane	ND	ug/L	1.0	1		10/28/17 18:50	124-48-1	
1,2-Dibromoethane (EDB)	ND	ug/L	1.0	1		10/28/17 18:50	106-93-4	
Dibromomethane	ND	ug/L	1.0	1		10/28/17 18:50	74-95-3	
1,2-Dichlorobenzene	ND	ug/L	1.0	1		10/28/17 18:50	95-50-1	
1,3-Dichlorobenzene	ND	ug/L	1.0	1		10/28/17 18:50	541-73-1	
1,4-Dichlorobenzene	ND	ug/L	1.0	1		10/28/17 18:50	106-46-7	
Dichlorodifluoromethane	ND	ug/L	1.0	1		10/28/17 18:50	75-71-8	
1,1-Dichloroethane	ND	ug/L	1.0	1		10/28/17 18:50	75-34-3	
1,2-Dichloroethane	ND	ug/L	1.0	1		10/28/17 18:50	107-06-2	
1,1-Dichloroethene	ND	ug/L	1.0	1		10/28/17 18:50	75-35-4	
cis-1,2-Dichloroethene	ND	ug/L	1.0	1		10/28/17 18:50	156-59-2	
trans-1,2-Dichloroethene	ND	ug/L	1.0	1		10/28/17 18:50	156-60-5	
1,2-Dichloropropane	ND	ug/L	1.0	1		10/28/17 18:50	78-87-5	
1,3-Dichloropropane	ND	ug/L	1.0	1		10/28/17 18:50	142-28-9	
2,2-Dichloropropane	ND	ug/L	1.0	1		10/28/17 18:50	594-20-7	
1,1-Dichloropropene	ND	ug/L	1.0	1		10/28/17 18:50	563-58-6	
cis-1,3-Dichloropropene	ND	ug/L	1.0	1		10/28/17 18:50	10061-01-5	
trans-1,3-Dichloropropene	ND	ug/L	1.0	1		10/28/17 18:50	10061-02-6	
Diisopropyl ether	ND	ug/L	1.0	1		10/28/17 18:50	108-20-3	
Ethylbenzene	ND	ug/L	1.0	1		10/28/17 18:50	100-41-4	
Hexachloro-1,3-butadiene	ND	ug/L	1.0	1		10/28/17 18:50	87-68-3	
2-Hexanone	ND	ug/L	5.0	1		10/28/17 18:50	591-78-6	
p-Isopropyltoluene	ND	ug/L	1.0	1		10/28/17 18:50	99-87-6	
Methylene Chloride	ND	ug/L	2.0	1		10/28/17 18:50	75-09-2	
4-Methyl-2-pentanone (MIBK)	ND	ug/L	5.0	1		10/28/17 18:50	108-10-1	
Methyl-tert-butyl ether	ND	ug/L	1.0	1		10/28/17 18:50	1634-04-4	
Naphthalene	ND	ug/L	1.0	1		10/28/17 18:50	91-20-3	
Styrene	ND	ug/L	1.0	1		10/28/17 18:50	100-42-5	
1,1,1,2-Tetrachloroethane	ND	ug/L	1.0	1		10/28/17 18:50	630-20-6	
1,1,1,2,2-Tetrachloroethane	ND	ug/L	1.0	1		10/28/17 18:50	79-34-5	
Tetrachloroethene	1.7	ug/L	1.0	1		10/28/17 18:50	127-18-4	

REPORT OF LABORATORY ANALYSIS

This report shall not be reproduced, except in full,
without the written consent of Pace Analytical Services, LLC.

ANALYTICAL RESULTS

Project: Matrix Newnan, GA

Pace Project No.: 92359781

Sample: TMW-4		Lab ID: 92359781001		Collected: 10/17/17 14:55	Received: 10/19/17 09:30	Matrix: Water		
Parameters	Results	Units	Report Limit	DF	Prepared	Analyzed	CAS No.	Qual
8260 MSV Low Level		Analytical Method: EPA 8260						
Toluene	ND	ug/L	1.0	1		10/28/17 18:50	108-88-3	
1,2,3-Trichlorobenzene	ND	ug/L	1.0	1		10/28/17 18:50	87-61-6	
1,2,4-Trichlorobenzene	ND	ug/L	1.0	1		10/28/17 18:50	120-82-1	
1,1,1-Trichloroethane	ND	ug/L	1.0	1		10/28/17 18:50	71-55-6	
1,1,2-Trichloroethane	ND	ug/L	1.0	1		10/28/17 18:50	79-00-5	
Trichloroethene	ND	ug/L	1.0	1		10/28/17 18:50	79-01-6	
Trichlorofluoromethane	ND	ug/L	1.0	1		10/28/17 18:50	75-69-4	
1,2,3-Trichloropropane	ND	ug/L	1.0	1		10/28/17 18:50	96-18-4	
Vinyl acetate	ND	ug/L	2.0	1		10/28/17 18:50	108-05-4	
Vinyl chloride	ND	ug/L	1.0	1		10/28/17 18:50	75-01-4	M1
Xylene (Total)	ND	ug/L	1.0	1		10/28/17 18:50	1330-20-7	
m&p-Xylene	ND	ug/L	2.0	1		10/28/17 18:50	179601-23-1	
o-Xylene	ND	ug/L	1.0	1		10/28/17 18:50	95-47-6	
Surrogates								
4-Bromofluorobenzene (S)	99	%	70-130	1		10/28/17 18:50	460-00-4	
1,2-Dichloroethane-d4 (S)	85	%	70-130	1		10/28/17 18:50	17060-07-0	
Toluene-d8 (S)	108	%	70-130	1		10/28/17 18:50	2037-26-5	

REPORT OF LABORATORY ANALYSIS

This report shall not be reproduced, except in full,
without the written consent of Pace Analytical Services, LLC.

ANALYTICAL RESULTS

Project: Matrix Newnan, GA

Pace Project No.: 92359781

Sample: TMW-3	Lab ID: 92359781002	Collected: 10/17/17 16:11	Received: 10/19/17 09:30	Matrix: Water				
Parameters	Results	Units	Report Limit	DF	Prepared	Analyzed	CAS No.	Qual
8260 MSV Low Level	Analytical Method: EPA 8260							
Acetone	ND	ug/L	25.0	1		10/28/17 19:07	67-64-1	
Benzene	ND	ug/L	1.0	1		10/28/17 19:07	71-43-2	
Bromobenzene	ND	ug/L	1.0	1		10/28/17 19:07	108-86-1	
Bromochloromethane	ND	ug/L	1.0	1		10/28/17 19:07	74-97-5	
Bromodichloromethane	ND	ug/L	1.0	1		10/28/17 19:07	75-27-4	
Bromoform	ND	ug/L	1.0	1		10/28/17 19:07	75-25-2	
Bromomethane	ND	ug/L	2.0	1		10/28/17 19:07	74-83-9	
2-Butanone (MEK)	ND	ug/L	5.0	1		10/28/17 19:07	78-93-3	
Carbon tetrachloride	ND	ug/L	1.0	1		10/28/17 19:07	56-23-5	
Chlorobenzene	ND	ug/L	1.0	1		10/28/17 19:07	108-90-7	
Chloroethane	ND	ug/L	1.0	1		10/28/17 19:07	75-00-3	
Chloroform	ND	ug/L	1.0	1		10/28/17 19:07	67-66-3	
Chloromethane	ND	ug/L	1.0	1		10/28/17 19:07	74-87-3	
2-Chlorotoluene	ND	ug/L	1.0	1		10/28/17 19:07	95-49-8	
4-Chlorotoluene	ND	ug/L	1.0	1		10/28/17 19:07	106-43-4	
1,2-Dibromo-3-chloropropane	ND	ug/L	2.0	1		10/28/17 19:07	96-12-8	
Dibromochloromethane	ND	ug/L	1.0	1		10/28/17 19:07	124-48-1	
1,2-Dibromoethane (EDB)	ND	ug/L	1.0	1		10/28/17 19:07	106-93-4	
Dibromomethane	ND	ug/L	1.0	1		10/28/17 19:07	74-95-3	
1,2-Dichlorobenzene	ND	ug/L	1.0	1		10/28/17 19:07	95-50-1	
1,3-Dichlorobenzene	ND	ug/L	1.0	1		10/28/17 19:07	541-73-1	
1,4-Dichlorobenzene	ND	ug/L	1.0	1		10/28/17 19:07	106-46-7	
Dichlorodifluoromethane	ND	ug/L	1.0	1		10/28/17 19:07	75-71-8	
1,1-Dichloroethane	ND	ug/L	1.0	1		10/28/17 19:07	75-34-3	
1,2-Dichloroethane	ND	ug/L	1.0	1		10/28/17 19:07	107-06-2	
1,1-Dichloroethene	ND	ug/L	1.0	1		10/28/17 19:07	75-35-4	
cis-1,2-Dichloroethene	ND	ug/L	1.0	1		10/28/17 19:07	156-59-2	
trans-1,2-Dichloroethene	ND	ug/L	1.0	1		10/28/17 19:07	156-60-5	
1,2-Dichloropropane	ND	ug/L	1.0	1		10/28/17 19:07	78-87-5	
1,3-Dichloropropane	ND	ug/L	1.0	1		10/28/17 19:07	142-28-9	
2,2-Dichloropropane	ND	ug/L	1.0	1		10/28/17 19:07	594-20-7	
1,1-Dichloropropene	ND	ug/L	1.0	1		10/28/17 19:07	563-58-6	
cis-1,3-Dichloropropene	ND	ug/L	1.0	1		10/28/17 19:07	10061-01-5	
trans-1,3-Dichloropropene	ND	ug/L	1.0	1		10/28/17 19:07	10061-02-6	
Diisopropyl ether	ND	ug/L	1.0	1		10/28/17 19:07	108-20-3	
Ethylbenzene	ND	ug/L	1.0	1		10/28/17 19:07	100-41-4	
Hexachloro-1,3-butadiene	ND	ug/L	1.0	1		10/28/17 19:07	87-68-3	
2-Hexanone	ND	ug/L	5.0	1		10/28/17 19:07	591-78-6	
p-Isopropyltoluene	ND	ug/L	1.0	1		10/28/17 19:07	99-87-6	
Methylene Chloride	ND	ug/L	2.0	1		10/28/17 19:07	75-09-2	
4-Methyl-2-pentanone (MIBK)	ND	ug/L	5.0	1		10/28/17 19:07	108-10-1	
Methyl-tert-butyl ether	ND	ug/L	1.0	1		10/28/17 19:07	1634-04-4	
Naphthalene	ND	ug/L	1.0	1		10/28/17 19:07	91-20-3	
Styrene	ND	ug/L	1.0	1		10/28/17 19:07	100-42-5	
1,1,1,2-Tetrachloroethane	ND	ug/L	1.0	1		10/28/17 19:07	630-20-6	
1,1,1,2-Tetrachloroethane	ND	ug/L	1.0	1		10/28/17 19:07	79-34-5	
Tetrachloroethene	ND	ug/L	1.0	1		10/28/17 19:07	127-18-4	

REPORT OF LABORATORY ANALYSIS

This report shall not be reproduced, except in full,
without the written consent of Pace Analytical Services, LLC.

ANALYTICAL RESULTS

Project: Matrix Newnan, GA

Pace Project No.: 92359781

Sample: TMW-3		Lab ID: 92359781002		Collected: 10/17/17 16:11	Received: 10/19/17 09:30	Matrix: Water		
Parameters	Results	Units	Report Limit	DF	Prepared	Analyzed	CAS No.	Qual
8260 MSV Low Level		Analytical Method: EPA 8260						
Toluene	ND	ug/L	1.0	1		10/28/17 19:07	108-88-3	
1,2,3-Trichlorobenzene	ND	ug/L	1.0	1		10/28/17 19:07	87-61-6	
1,2,4-Trichlorobenzene	ND	ug/L	1.0	1		10/28/17 19:07	120-82-1	
1,1,1-Trichloroethane	ND	ug/L	1.0	1		10/28/17 19:07	71-55-6	
1,1,2-Trichloroethane	ND	ug/L	1.0	1		10/28/17 19:07	79-00-5	
Trichloroethene	ND	ug/L	1.0	1		10/28/17 19:07	79-01-6	
Trichlorofluoromethane	ND	ug/L	1.0	1		10/28/17 19:07	75-69-4	
1,2,3-Trichloropropane	ND	ug/L	1.0	1		10/28/17 19:07	96-18-4	
Vinyl acetate	ND	ug/L	2.0	1		10/28/17 19:07	108-05-4	
Vinyl chloride	ND	ug/L	1.0	1		10/28/17 19:07	75-01-4	
Xylene (Total)	ND	ug/L	1.0	1		10/28/17 19:07	1330-20-7	
m&p-Xylene	ND	ug/L	2.0	1		10/28/17 19:07	179601-23-1	
o-Xylene	ND	ug/L	1.0	1		10/28/17 19:07	95-47-6	
Surrogates								
4-Bromofluorobenzene (S)	95	%	70-130	1		10/28/17 19:07	460-00-4	
1,2-Dichloroethane-d4 (S)	91	%	70-130	1		10/28/17 19:07	17060-07-0	
Toluene-d8 (S)	107	%	70-130	1		10/28/17 19:07	2037-26-5	

REPORT OF LABORATORY ANALYSIS

This report shall not be reproduced, except in full,
without the written consent of Pace Analytical Services, LLC.

ANALYTICAL RESULTS

Project: Matrix Newnan, GA

Pace Project No.: 92359781

Sample: DUP-1	Lab ID: 92359781003	Collected: 10/17/17 00:00	Received: 10/19/17 09:30	Matrix: Water				
Parameters	Results	Units	Report Limit	DF	Prepared	Analyzed	CAS No.	Qual
8260 MSV Low Level		Analytical Method: EPA 8260						
Acetone	ND	ug/L	25.0	1		10/28/17 19:24	67-64-1	
Benzene	ND	ug/L	1.0	1		10/28/17 19:24	71-43-2	
Bromobenzene	ND	ug/L	1.0	1		10/28/17 19:24	108-86-1	
Bromochloromethane	ND	ug/L	1.0	1		10/28/17 19:24	74-97-5	
Bromodichloromethane	ND	ug/L	1.0	1		10/28/17 19:24	75-27-4	
Bromoform	ND	ug/L	1.0	1		10/28/17 19:24	75-25-2	
Bromomethane	ND	ug/L	2.0	1		10/28/17 19:24	74-83-9	
2-Butanone (MEK)	ND	ug/L	5.0	1		10/28/17 19:24	78-93-3	
Carbon tetrachloride	ND	ug/L	1.0	1		10/28/17 19:24	56-23-5	
Chlorobenzene	ND	ug/L	1.0	1		10/28/17 19:24	108-90-7	
Chloroethane	ND	ug/L	1.0	1		10/28/17 19:24	75-00-3	
Chloroform	ND	ug/L	1.0	1		10/28/17 19:24	67-66-3	
Chloromethane	ND	ug/L	1.0	1		10/28/17 19:24	74-87-3	
2-Chlorotoluene	ND	ug/L	1.0	1		10/28/17 19:24	95-49-8	
4-Chlorotoluene	ND	ug/L	1.0	1		10/28/17 19:24	106-43-4	
1,2-Dibromo-3-chloropropane	ND	ug/L	2.0	1		10/28/17 19:24	96-12-8	
Dibromochloromethane	ND	ug/L	1.0	1		10/28/17 19:24	124-48-1	
1,2-Dibromoethane (EDB)	ND	ug/L	1.0	1		10/28/17 19:24	106-93-4	
Dibromomethane	ND	ug/L	1.0	1		10/28/17 19:24	74-95-3	
1,2-Dichlorobenzene	ND	ug/L	1.0	1		10/28/17 19:24	95-50-1	
1,3-Dichlorobenzene	ND	ug/L	1.0	1		10/28/17 19:24	541-73-1	
1,4-Dichlorobenzene	ND	ug/L	1.0	1		10/28/17 19:24	106-46-7	
Dichlorodifluoromethane	ND	ug/L	1.0	1		10/28/17 19:24	75-71-8	
1,1-Dichloroethane	ND	ug/L	1.0	1		10/28/17 19:24	75-34-3	
1,2-Dichloroethane	ND	ug/L	1.0	1		10/28/17 19:24	107-06-2	
1,1-Dichloroethene	ND	ug/L	1.0	1		10/28/17 19:24	75-35-4	
cis-1,2-Dichloroethene	ND	ug/L	1.0	1		10/28/17 19:24	156-59-2	
trans-1,2-Dichloroethene	ND	ug/L	1.0	1		10/28/17 19:24	156-60-5	
1,2-Dichloropropane	ND	ug/L	1.0	1		10/28/17 19:24	78-87-5	
1,3-Dichloropropane	ND	ug/L	1.0	1		10/28/17 19:24	142-28-9	
2,2-Dichloropropane	ND	ug/L	1.0	1		10/28/17 19:24	594-20-7	
1,1-Dichloropropene	ND	ug/L	1.0	1		10/28/17 19:24	563-58-6	
cis-1,3-Dichloropropene	ND	ug/L	1.0	1		10/28/17 19:24	10061-01-5	
trans-1,3-Dichloropropene	ND	ug/L	1.0	1		10/28/17 19:24	10061-02-6	
Diisopropyl ether	ND	ug/L	1.0	1		10/28/17 19:24	108-20-3	
Ethylbenzene	ND	ug/L	1.0	1		10/28/17 19:24	100-41-4	
Hexachloro-1,3-butadiene	ND	ug/L	1.0	1		10/28/17 19:24	87-68-3	
2-Hexanone	ND	ug/L	5.0	1		10/28/17 19:24	591-78-6	
p-Isopropyltoluene	ND	ug/L	1.0	1		10/28/17 19:24	99-87-6	
Methylene Chloride	ND	ug/L	2.0	1		10/28/17 19:24	75-09-2	
4-Methyl-2-pentanone (MIBK)	ND	ug/L	5.0	1		10/28/17 19:24	108-10-1	
Methyl-tert-butyl ether	ND	ug/L	1.0	1		10/28/17 19:24	1634-04-4	
Naphthalene	ND	ug/L	1.0	1		10/28/17 19:24	91-20-3	
Styrene	ND	ug/L	1.0	1		10/28/17 19:24	100-42-5	
1,1,1,2-Tetrachloroethane	ND	ug/L	1.0	1		10/28/17 19:24	630-20-6	
1,1,1,2,2-Tetrachloroethane	ND	ug/L	1.0	1		10/28/17 19:24	79-34-5	
Tetrachloroethene	ND	ug/L	1.0	1		10/28/17 19:24	127-18-4	

REPORT OF LABORATORY ANALYSIS

This report shall not be reproduced, except in full,
without the written consent of Pace Analytical Services, LLC.

ANALYTICAL RESULTS

Project: Matrix Newnan, GA

Pace Project No.: 92359781

Sample: DUP-1		Lab ID: 92359781003		Collected: 10/17/17 00:00	Received: 10/19/17 09:30	Matrix: Water		
Parameters	Results	Units	Report Limit	DF	Prepared	Analyzed	CAS No.	Qual
8260 MSV Low Level		Analytical Method: EPA 8260						
Toluene	ND	ug/L	1.0	1		10/28/17 19:24	108-88-3	
1,2,3-Trichlorobenzene	ND	ug/L	1.0	1		10/28/17 19:24	87-61-6	
1,2,4-Trichlorobenzene	ND	ug/L	1.0	1		10/28/17 19:24	120-82-1	
1,1,1-Trichloroethane	ND	ug/L	1.0	1		10/28/17 19:24	71-55-6	
1,1,2-Trichloroethane	ND	ug/L	1.0	1		10/28/17 19:24	79-00-5	
Trichloroethene	ND	ug/L	1.0	1		10/28/17 19:24	79-01-6	
Trichlorofluoromethane	ND	ug/L	1.0	1		10/28/17 19:24	75-69-4	
1,2,3-Trichloropropane	ND	ug/L	1.0	1		10/28/17 19:24	96-18-4	
Vinyl acetate	ND	ug/L	2.0	1		10/28/17 19:24	108-05-4	
Vinyl chloride	ND	ug/L	1.0	1		10/28/17 19:24	75-01-4	
Xylene (Total)	ND	ug/L	1.0	1		10/28/17 19:24	1330-20-7	
m&p-Xylene	ND	ug/L	2.0	1		10/28/17 19:24	179601-23-1	
o-Xylene	ND	ug/L	1.0	1		10/28/17 19:24	95-47-6	
Surrogates								
4-Bromofluorobenzene (S)	97	%	70-130	1		10/28/17 19:24	460-00-4	
1,2-Dichloroethane-d4 (S)	88	%	70-130	1		10/28/17 19:24	17060-07-0	
Toluene-d8 (S)	107	%	70-130	1		10/28/17 19:24	2037-26-5	

REPORT OF LABORATORY ANALYSIS

This report shall not be reproduced, except in full,
without the written consent of Pace Analytical Services, LLC.

ANALYTICAL RESULTS

Project: Matrix Newnan, GA

Pace Project No.: 92359781

Sample: TMW-5	Lab ID: 92359781004	Collected: 10/17/17 17:45	Received: 10/19/17 09:30	Matrix: Water				
Parameters	Results	Units	Report Limit	DF	Prepared	Analyzed	CAS No.	Qual
8260 MSV Low Level		Analytical Method: EPA 8260						
Acetone	ND	ug/L	25.0	1		10/28/17 19:41	67-64-1	
Benzene	ND	ug/L	1.0	1		10/28/17 19:41	71-43-2	
Bromobenzene	ND	ug/L	1.0	1		10/28/17 19:41	108-86-1	
Bromochloromethane	ND	ug/L	1.0	1		10/28/17 19:41	74-97-5	
Bromodichloromethane	ND	ug/L	1.0	1		10/28/17 19:41	75-27-4	
Bromoform	ND	ug/L	1.0	1		10/28/17 19:41	75-25-2	
Bromomethane	ND	ug/L	2.0	1		10/28/17 19:41	74-83-9	
2-Butanone (MEK)	ND	ug/L	5.0	1		10/28/17 19:41	78-93-3	
Carbon tetrachloride	ND	ug/L	1.0	1		10/28/17 19:41	56-23-5	
Chlorobenzene	ND	ug/L	1.0	1		10/28/17 19:41	108-90-7	
Chloroethane	ND	ug/L	1.0	1		10/28/17 19:41	75-00-3	
Chloroform	ND	ug/L	1.0	1		10/28/17 19:41	67-66-3	
Chloromethane	ND	ug/L	1.0	1		10/28/17 19:41	74-87-3	
2-Chlorotoluene	ND	ug/L	1.0	1		10/28/17 19:41	95-49-8	
4-Chlorotoluene	ND	ug/L	1.0	1		10/28/17 19:41	106-43-4	
1,2-Dibromo-3-chloropropane	ND	ug/L	2.0	1		10/28/17 19:41	96-12-8	
Dibromochloromethane	ND	ug/L	1.0	1		10/28/17 19:41	124-48-1	
1,2-Dibromoethane (EDB)	ND	ug/L	1.0	1		10/28/17 19:41	106-93-4	
Dibromomethane	ND	ug/L	1.0	1		10/28/17 19:41	74-95-3	
1,2-Dichlorobenzene	ND	ug/L	1.0	1		10/28/17 19:41	95-50-1	
1,3-Dichlorobenzene	ND	ug/L	1.0	1		10/28/17 19:41	541-73-1	
1,4-Dichlorobenzene	ND	ug/L	1.0	1		10/28/17 19:41	106-46-7	
Dichlorodifluoromethane	ND	ug/L	1.0	1		10/28/17 19:41	75-71-8	
1,1-Dichloroethane	ND	ug/L	1.0	1		10/28/17 19:41	75-34-3	
1,2-Dichloroethane	ND	ug/L	1.0	1		10/28/17 19:41	107-06-2	
1,1-Dichloroethene	ND	ug/L	1.0	1		10/28/17 19:41	75-35-4	
cis-1,2-Dichloroethene	ND	ug/L	1.0	1		10/28/17 19:41	156-59-2	
trans-1,2-Dichloroethene	ND	ug/L	1.0	1		10/28/17 19:41	156-60-5	
1,2-Dichloropropane	ND	ug/L	1.0	1		10/28/17 19:41	78-87-5	
1,3-Dichloropropane	ND	ug/L	1.0	1		10/28/17 19:41	142-28-9	
2,2-Dichloropropane	ND	ug/L	1.0	1		10/28/17 19:41	594-20-7	
1,1-Dichloropropene	ND	ug/L	1.0	1		10/28/17 19:41	563-58-6	
cis-1,3-Dichloropropene	ND	ug/L	1.0	1		10/28/17 19:41	10061-01-5	
trans-1,3-Dichloropropene	ND	ug/L	1.0	1		10/28/17 19:41	10061-02-6	
Diisopropyl ether	ND	ug/L	1.0	1		10/28/17 19:41	108-20-3	
Ethylbenzene	ND	ug/L	1.0	1		10/28/17 19:41	100-41-4	
Hexachloro-1,3-butadiene	ND	ug/L	1.0	1		10/28/17 19:41	87-68-3	
2-Hexanone	ND	ug/L	5.0	1		10/28/17 19:41	591-78-6	
p-Isopropyltoluene	ND	ug/L	1.0	1		10/28/17 19:41	99-87-6	
Methylene Chloride	ND	ug/L	2.0	1		10/28/17 19:41	75-09-2	
4-Methyl-2-pentanone (MIBK)	ND	ug/L	5.0	1		10/28/17 19:41	108-10-1	
Methyl-tert-butyl ether	ND	ug/L	1.0	1		10/28/17 19:41	1634-04-4	
Naphthalene	ND	ug/L	1.0	1		10/28/17 19:41	91-20-3	
Styrene	ND	ug/L	1.0	1		10/28/17 19:41	100-42-5	
1,1,1,2-Tetrachloroethane	ND	ug/L	1.0	1		10/28/17 19:41	630-20-6	
1,1,1,2-Tetrachloroethane	ND	ug/L	1.0	1		10/28/17 19:41	79-34-5	
Tetrachloroethene	ND	ug/L	1.0	1		10/28/17 19:41	127-18-4	

REPORT OF LABORATORY ANALYSIS

This report shall not be reproduced, except in full,
without the written consent of Pace Analytical Services, LLC.

ANALYTICAL RESULTS

Project: Matrix Newnan, GA

Pace Project No.: 92359781

Sample: TMW-5		Lab ID: 92359781004		Collected: 10/17/17 17:45	Received: 10/19/17 09:30	Matrix: Water		
Parameters	Results	Units	Report Limit	DF	Prepared	Analyzed	CAS No.	Qual
8260 MSV Low Level		Analytical Method: EPA 8260						
Toluene	ND	ug/L	1.0	1		10/28/17 19:41	108-88-3	
1,2,3-Trichlorobenzene	ND	ug/L	1.0	1		10/28/17 19:41	87-61-6	
1,2,4-Trichlorobenzene	ND	ug/L	1.0	1		10/28/17 19:41	120-82-1	
1,1,1-Trichloroethane	ND	ug/L	1.0	1		10/28/17 19:41	71-55-6	
1,1,2-Trichloroethane	ND	ug/L	1.0	1		10/28/17 19:41	79-00-5	
Trichloroethene	ND	ug/L	1.0	1		10/28/17 19:41	79-01-6	
Trichlorofluoromethane	ND	ug/L	1.0	1		10/28/17 19:41	75-69-4	
1,2,3-Trichloropropane	ND	ug/L	1.0	1		10/28/17 19:41	96-18-4	
Vinyl acetate	ND	ug/L	2.0	1		10/28/17 19:41	108-05-4	
Vinyl chloride	ND	ug/L	1.0	1		10/28/17 19:41	75-01-4	
Xylene (Total)	ND	ug/L	1.0	1		10/28/17 19:41	1330-20-7	
m&p-Xylene	ND	ug/L	2.0	1		10/28/17 19:41	179601-23-1	
o-Xylene	ND	ug/L	1.0	1		10/28/17 19:41	95-47-6	
Surrogates								
4-Bromofluorobenzene (S)	98	%	70-130	1		10/28/17 19:41	460-00-4	
1,2-Dichloroethane-d4 (S)	87	%	70-130	1		10/28/17 19:41	17060-07-0	
Toluene-d8 (S)	107	%	70-130	1		10/28/17 19:41	2037-26-5	

REPORT OF LABORATORY ANALYSIS

This report shall not be reproduced, except in full,
without the written consent of Pace Analytical Services, LLC.

ANALYTICAL RESULTS

Project: Matrix Newnan, GA

Pace Project No.: 92359781

Sample: TMW-7	Lab ID: 92359781005	Collected: 10/18/17 10:13	Received: 10/19/17 09:30	Matrix: Water				
Parameters	Results	Units	Report Limit	DF	Prepared	Analyzed	CAS No.	Qual
8260 MSV Low Level	Analytical Method: EPA 8260							
Acetone	ND	ug/L	25.0	1		10/28/17 19:59	67-64-1	
Benzene	ND	ug/L	1.0	1		10/28/17 19:59	71-43-2	
Bromobenzene	ND	ug/L	1.0	1		10/28/17 19:59	108-86-1	
Bromochloromethane	ND	ug/L	1.0	1		10/28/17 19:59	74-97-5	
Bromodichloromethane	ND	ug/L	1.0	1		10/28/17 19:59	75-27-4	
Bromoform	ND	ug/L	1.0	1		10/28/17 19:59	75-25-2	
Bromomethane	ND	ug/L	2.0	1		10/28/17 19:59	74-83-9	
2-Butanone (MEK)	ND	ug/L	5.0	1		10/28/17 19:59	78-93-3	
Carbon tetrachloride	ND	ug/L	1.0	1		10/28/17 19:59	56-23-5	
Chlorobenzene	ND	ug/L	1.0	1		10/28/17 19:59	108-90-7	
Chloroethane	ND	ug/L	1.0	1		10/28/17 19:59	75-00-3	
Chloroform	ND	ug/L	1.0	1		10/28/17 19:59	67-66-3	
Chloromethane	ND	ug/L	1.0	1		10/28/17 19:59	74-87-3	
2-Chlorotoluene	ND	ug/L	1.0	1		10/28/17 19:59	95-49-8	
4-Chlorotoluene	ND	ug/L	1.0	1		10/28/17 19:59	106-43-4	
1,2-Dibromo-3-chloropropane	ND	ug/L	2.0	1		10/28/17 19:59	96-12-8	
Dibromochloromethane	ND	ug/L	1.0	1		10/28/17 19:59	124-48-1	
1,2-Dibromoethane (EDB)	ND	ug/L	1.0	1		10/28/17 19:59	106-93-4	
Dibromomethane	ND	ug/L	1.0	1		10/28/17 19:59	74-95-3	
1,2-Dichlorobenzene	ND	ug/L	1.0	1		10/28/17 19:59	95-50-1	
1,3-Dichlorobenzene	ND	ug/L	1.0	1		10/28/17 19:59	541-73-1	
1,4-Dichlorobenzene	ND	ug/L	1.0	1		10/28/17 19:59	106-46-7	
Dichlorodifluoromethane	ND	ug/L	1.0	1		10/28/17 19:59	75-71-8	
1,1-Dichloroethane	ND	ug/L	1.0	1		10/28/17 19:59	75-34-3	
1,2-Dichloroethane	ND	ug/L	1.0	1		10/28/17 19:59	107-06-2	
1,1-Dichloroethene	ND	ug/L	1.0	1		10/28/17 19:59	75-35-4	
cis-1,2-Dichloroethene	ND	ug/L	1.0	1		10/28/17 19:59	156-59-2	
trans-1,2-Dichloroethene	ND	ug/L	1.0	1		10/28/17 19:59	156-60-5	
1,2-Dichloropropane	ND	ug/L	1.0	1		10/28/17 19:59	78-87-5	
1,3-Dichloropropane	ND	ug/L	1.0	1		10/28/17 19:59	142-28-9	
2,2-Dichloropropane	ND	ug/L	1.0	1		10/28/17 19:59	594-20-7	
1,1-Dichloropropene	ND	ug/L	1.0	1		10/28/17 19:59	563-58-6	
cis-1,3-Dichloropropene	ND	ug/L	1.0	1		10/28/17 19:59	10061-01-5	
trans-1,3-Dichloropropene	ND	ug/L	1.0	1		10/28/17 19:59	10061-02-6	
Diisopropyl ether	ND	ug/L	1.0	1		10/28/17 19:59	108-20-3	
Ethylbenzene	ND	ug/L	1.0	1		10/28/17 19:59	100-41-4	
Hexachloro-1,3-butadiene	ND	ug/L	1.0	1		10/28/17 19:59	87-68-3	
2-Hexanone	ND	ug/L	5.0	1		10/28/17 19:59	591-78-6	
p-Isopropyltoluene	ND	ug/L	1.0	1		10/28/17 19:59	99-87-6	
Methylene Chloride	ND	ug/L	2.0	1		10/28/17 19:59	75-09-2	
4-Methyl-2-pentanone (MIBK)	ND	ug/L	5.0	1		10/28/17 19:59	108-10-1	
Methyl-tert-butyl ether	ND	ug/L	1.0	1		10/28/17 19:59	1634-04-4	
Naphthalene	ND	ug/L	1.0	1		10/28/17 19:59	91-20-3	
Styrene	ND	ug/L	1.0	1		10/28/17 19:59	100-42-5	
1,1,1,2-Tetrachloroethane	ND	ug/L	1.0	1		10/28/17 19:59	630-20-6	
1,1,1,2,2-Tetrachloroethane	ND	ug/L	1.0	1		10/28/17 19:59	79-34-5	
Tetrachloroethene	2.0	ug/L	1.0	1		10/28/17 19:59	127-18-4	

REPORT OF LABORATORY ANALYSIS

This report shall not be reproduced, except in full,
without the written consent of Pace Analytical Services, LLC.

ANALYTICAL RESULTS

Project: Matrix Newnan, GA

Pace Project No.: 92359781

Sample: TMW-7		Lab ID: 92359781005		Collected: 10/18/17 10:13	Received: 10/19/17 09:30	Matrix: Water		
Parameters	Results	Units	Report Limit	DF	Prepared	Analyzed	CAS No.	Qual
8260 MSV Low Level		Analytical Method: EPA 8260						
Toluene	ND	ug/L	1.0	1		10/28/17 19:59	108-88-3	
1,2,3-Trichlorobenzene	ND	ug/L	1.0	1		10/28/17 19:59	87-61-6	
1,2,4-Trichlorobenzene	ND	ug/L	1.0	1		10/28/17 19:59	120-82-1	
1,1,1-Trichloroethane	ND	ug/L	1.0	1		10/28/17 19:59	71-55-6	
1,1,2-Trichloroethane	ND	ug/L	1.0	1		10/28/17 19:59	79-00-5	
Trichloroethene	ND	ug/L	1.0	1		10/28/17 19:59	79-01-6	
Trichlorofluoromethane	ND	ug/L	1.0	1		10/28/17 19:59	75-69-4	
1,2,3-Trichloropropane	ND	ug/L	1.0	1		10/28/17 19:59	96-18-4	
Vinyl acetate	ND	ug/L	2.0	1		10/28/17 19:59	108-05-4	
Vinyl chloride	ND	ug/L	1.0	1		10/28/17 19:59	75-01-4	
Xylene (Total)	ND	ug/L	1.0	1		10/28/17 19:59	1330-20-7	
m&p-Xylene	ND	ug/L	2.0	1		10/28/17 19:59	179601-23-1	
o-Xylene	ND	ug/L	1.0	1		10/28/17 19:59	95-47-6	
Surrogates								
4-Bromofluorobenzene (S)	98	%	70-130	1		10/28/17 19:59	460-00-4	
1,2-Dichloroethane-d4 (S)	85	%	70-130	1		10/28/17 19:59	17060-07-0	
Toluene-d8 (S)	107	%	70-130	1		10/28/17 19:59	2037-26-5	

REPORT OF LABORATORY ANALYSIS

This report shall not be reproduced, except in full,
without the written consent of Pace Analytical Services, LLC.

ANALYTICAL RESULTS

Project: Matrix Newnan, GA

Pace Project No.: 92359781

Sample: TMW-12	Lab ID: 92359781006	Collected: 10/18/17 11:40	Received: 10/19/17 09:30	Matrix: Water				
Parameters	Results	Units	Report Limit	DF	Prepared	Analyzed	CAS No.	Qual
8260 MSV Low Level	Analytical Method: EPA 8260							
Acetone	ND	ug/L	25.0	1		10/28/17 20:16	67-64-1	
Benzene	ND	ug/L	1.0	1		10/28/17 20:16	71-43-2	
Bromobenzene	ND	ug/L	1.0	1		10/28/17 20:16	108-86-1	
Bromochloromethane	ND	ug/L	1.0	1		10/28/17 20:16	74-97-5	
Bromodichloromethane	ND	ug/L	1.0	1		10/28/17 20:16	75-27-4	
Bromoform	ND	ug/L	1.0	1		10/28/17 20:16	75-25-2	
Bromomethane	ND	ug/L	2.0	1		10/28/17 20:16	74-83-9	
2-Butanone (MEK)	ND	ug/L	5.0	1		10/28/17 20:16	78-93-3	
Carbon tetrachloride	ND	ug/L	1.0	1		10/28/17 20:16	56-23-5	
Chlorobenzene	ND	ug/L	1.0	1		10/28/17 20:16	108-90-7	
Chloroethane	ND	ug/L	1.0	1		10/28/17 20:16	75-00-3	
Chloroform	ND	ug/L	1.0	1		10/28/17 20:16	67-66-3	
Chloromethane	ND	ug/L	1.0	1		10/28/17 20:16	74-87-3	
2-Chlorotoluene	ND	ug/L	1.0	1		10/28/17 20:16	95-49-8	
4-Chlorotoluene	ND	ug/L	1.0	1		10/28/17 20:16	106-43-4	
1,2-Dibromo-3-chloropropane	ND	ug/L	2.0	1		10/28/17 20:16	96-12-8	
Dibromochloromethane	ND	ug/L	1.0	1		10/28/17 20:16	124-48-1	
1,2-Dibromoethane (EDB)	ND	ug/L	1.0	1		10/28/17 20:16	106-93-4	
Dibromomethane	ND	ug/L	1.0	1		10/28/17 20:16	74-95-3	
1,2-Dichlorobenzene	ND	ug/L	1.0	1		10/28/17 20:16	95-50-1	
1,3-Dichlorobenzene	ND	ug/L	1.0	1		10/28/17 20:16	541-73-1	
1,4-Dichlorobenzene	ND	ug/L	1.0	1		10/28/17 20:16	106-46-7	
Dichlorodifluoromethane	ND	ug/L	1.0	1		10/28/17 20:16	75-71-8	
1,1-Dichloroethane	ND	ug/L	1.0	1		10/28/17 20:16	75-34-3	
1,2-Dichloroethane	ND	ug/L	1.0	1		10/28/17 20:16	107-06-2	
1,1-Dichloroethene	ND	ug/L	1.0	1		10/28/17 20:16	75-35-4	
cis-1,2-Dichloroethene	2.3	ug/L	1.0	1		10/28/17 20:16	156-59-2	
trans-1,2-Dichloroethene	ND	ug/L	1.0	1		10/28/17 20:16	156-60-5	
1,2-Dichloropropane	ND	ug/L	1.0	1		10/28/17 20:16	78-87-5	
1,3-Dichloropropane	ND	ug/L	1.0	1		10/28/17 20:16	142-28-9	
2,2-Dichloropropane	ND	ug/L	1.0	1		10/28/17 20:16	594-20-7	
1,1-Dichloropropene	ND	ug/L	1.0	1		10/28/17 20:16	563-58-6	
cis-1,3-Dichloropropene	ND	ug/L	1.0	1		10/28/17 20:16	10061-01-5	
trans-1,3-Dichloropropene	ND	ug/L	1.0	1		10/28/17 20:16	10061-02-6	
Diisopropyl ether	ND	ug/L	1.0	1		10/28/17 20:16	108-20-3	
Ethylbenzene	ND	ug/L	1.0	1		10/28/17 20:16	100-41-4	
Hexachloro-1,3-butadiene	ND	ug/L	1.0	1		10/28/17 20:16	87-68-3	
2-Hexanone	ND	ug/L	5.0	1		10/28/17 20:16	591-78-6	
p-Isopropyltoluene	ND	ug/L	1.0	1		10/28/17 20:16	99-87-6	
Methylene Chloride	ND	ug/L	2.0	1		10/28/17 20:16	75-09-2	
4-Methyl-2-pentanone (MIBK)	ND	ug/L	5.0	1		10/28/17 20:16	108-10-1	
Methyl-tert-butyl ether	ND	ug/L	1.0	1		10/28/17 20:16	1634-04-4	
Naphthalene	ND	ug/L	1.0	1		10/28/17 20:16	91-20-3	
Styrene	ND	ug/L	1.0	1		10/28/17 20:16	100-42-5	
1,1,1,2-Tetrachloroethane	ND	ug/L	1.0	1		10/28/17 20:16	630-20-6	
1,1,1,2-Tetrachloroethane	ND	ug/L	1.0	1		10/28/17 20:16	79-34-5	
Tetrachloroethene	44.1	ug/L	1.0	1		10/28/17 20:16	127-18-4	

REPORT OF LABORATORY ANALYSIS

This report shall not be reproduced, except in full,
without the written consent of Pace Analytical Services, LLC.

ANALYTICAL RESULTS

Project: Matrix Newnan, GA

Pace Project No.: 92359781

Sample: TMW-12		Lab ID: 92359781006		Collected: 10/18/17 11:40	Received: 10/19/17 09:30	Matrix: Water		
Parameters	Results	Units	Report Limit	DF	Prepared	Analyzed	CAS No.	Qual
8260 MSV Low Level		Analytical Method: EPA 8260						
Toluene	ND	ug/L	1.0	1		10/28/17 20:16	108-88-3	
1,2,3-Trichlorobenzene	ND	ug/L	1.0	1		10/28/17 20:16	87-61-6	
1,2,4-Trichlorobenzene	ND	ug/L	1.0	1		10/28/17 20:16	120-82-1	
1,1,1-Trichloroethane	ND	ug/L	1.0	1		10/28/17 20:16	71-55-6	
1,1,2-Trichloroethane	ND	ug/L	1.0	1		10/28/17 20:16	79-00-5	
Trichloroethene	6.6	ug/L	1.0	1		10/28/17 20:16	79-01-6	
Trichlorofluoromethane	ND	ug/L	1.0	1		10/28/17 20:16	75-69-4	
1,2,3-Trichloropropane	ND	ug/L	1.0	1		10/28/17 20:16	96-18-4	
Vinyl acetate	ND	ug/L	2.0	1		10/28/17 20:16	108-05-4	
Vinyl chloride	ND	ug/L	1.0	1		10/28/17 20:16	75-01-4	
Xylene (Total)	ND	ug/L	1.0	1		10/28/17 20:16	1330-20-7	
m&p-Xylene	ND	ug/L	2.0	1		10/28/17 20:16	179601-23-1	
o-Xylene	ND	ug/L	1.0	1		10/28/17 20:16	95-47-6	
Surrogates								
4-Bromofluorobenzene (S)	96	%	70-130	1		10/28/17 20:16	460-00-4	
1,2-Dichloroethane-d4 (S)	87	%	70-130	1		10/28/17 20:16	17060-07-0	
Toluene-d8 (S)	103	%	70-130	1		10/28/17 20:16	2037-26-5	

REPORT OF LABORATORY ANALYSIS

This report shall not be reproduced, except in full,
without the written consent of Pace Analytical Services, LLC.

ANALYTICAL RESULTS

Project: Matrix Newnan, GA

Pace Project No.: 92359781

Sample: TMW-11		Lab ID: 92359781007	Collected: 10/18/17 12:42	Received: 10/19/17 09:30	Matrix: Water			
Parameters	Results	Units	Report Limit	DF	Prepared	Analyzed	CAS No.	Qual
8260 MSV Low Level		Analytical Method: EPA 8260						
Acetone	ND	ug/L	25.0	1		10/28/17 20:33	67-64-1	
Benzene	ND	ug/L	1.0	1		10/28/17 20:33	71-43-2	
Bromobenzene	ND	ug/L	1.0	1		10/28/17 20:33	108-86-1	
Bromochloromethane	ND	ug/L	1.0	1		10/28/17 20:33	74-97-5	
Bromodichloromethane	ND	ug/L	1.0	1		10/28/17 20:33	75-27-4	
Bromoform	ND	ug/L	1.0	1		10/28/17 20:33	75-25-2	
Bromomethane	ND	ug/L	2.0	1		10/28/17 20:33	74-83-9	
2-Butanone (MEK)	ND	ug/L	5.0	1		10/28/17 20:33	78-93-3	
Carbon tetrachloride	ND	ug/L	1.0	1		10/28/17 20:33	56-23-5	
Chlorobenzene	ND	ug/L	1.0	1		10/28/17 20:33	108-90-7	
Chloroethane	ND	ug/L	1.0	1		10/28/17 20:33	75-00-3	
Chloroform	ND	ug/L	1.0	1		10/28/17 20:33	67-66-3	
Chloromethane	ND	ug/L	1.0	1		10/28/17 20:33	74-87-3	
2-Chlorotoluene	ND	ug/L	1.0	1		10/28/17 20:33	95-49-8	
4-Chlorotoluene	ND	ug/L	1.0	1		10/28/17 20:33	106-43-4	
1,2-Dibromo-3-chloropropane	ND	ug/L	2.0	1		10/28/17 20:33	96-12-8	
Dibromochloromethane	ND	ug/L	1.0	1		10/28/17 20:33	124-48-1	
1,2-Dibromoethane (EDB)	ND	ug/L	1.0	1		10/28/17 20:33	106-93-4	
Dibromomethane	ND	ug/L	1.0	1		10/28/17 20:33	74-95-3	
1,2-Dichlorobenzene	ND	ug/L	1.0	1		10/28/17 20:33	95-50-1	
1,3-Dichlorobenzene	ND	ug/L	1.0	1		10/28/17 20:33	541-73-1	
1,4-Dichlorobenzene	ND	ug/L	1.0	1		10/28/17 20:33	106-46-7	
Dichlorodifluoromethane	ND	ug/L	1.0	1		10/28/17 20:33	75-71-8	
1,1-Dichloroethane	ND	ug/L	1.0	1		10/28/17 20:33	75-34-3	
1,2-Dichloroethane	ND	ug/L	1.0	1		10/28/17 20:33	107-06-2	
1,1-Dichloroethene	ND	ug/L	1.0	1		10/28/17 20:33	75-35-4	
cis-1,2-Dichloroethene	ND	ug/L	1.0	1		10/28/17 20:33	156-59-2	
trans-1,2-Dichloroethene	ND	ug/L	1.0	1		10/28/17 20:33	156-60-5	
1,2-Dichloropropane	ND	ug/L	1.0	1		10/28/17 20:33	78-87-5	
1,3-Dichloropropane	ND	ug/L	1.0	1		10/28/17 20:33	142-28-9	
2,2-Dichloropropane	ND	ug/L	1.0	1		10/28/17 20:33	594-20-7	
1,1-Dichloropropene	ND	ug/L	1.0	1		10/28/17 20:33	563-58-6	
cis-1,3-Dichloropropene	ND	ug/L	1.0	1		10/28/17 20:33	10061-01-5	
trans-1,3-Dichloropropene	ND	ug/L	1.0	1		10/28/17 20:33	10061-02-6	
Diisopropyl ether	ND	ug/L	1.0	1		10/28/17 20:33	108-20-3	
Ethylbenzene	ND	ug/L	1.0	1		10/28/17 20:33	100-41-4	
Hexachloro-1,3-butadiene	ND	ug/L	1.0	1		10/28/17 20:33	87-68-3	
2-Hexanone	ND	ug/L	5.0	1		10/28/17 20:33	591-78-6	
p-Isopropyltoluene	ND	ug/L	1.0	1		10/28/17 20:33	99-87-6	
Methylene Chloride	ND	ug/L	2.0	1		10/28/17 20:33	75-09-2	
4-Methyl-2-pentanone (MIBK)	ND	ug/L	5.0	1		10/28/17 20:33	108-10-1	
Methyl-tert-butyl ether	ND	ug/L	1.0	1		10/28/17 20:33	1634-04-4	
Naphthalene	ND	ug/L	1.0	1		10/28/17 20:33	91-20-3	
Styrene	ND	ug/L	1.0	1		10/28/17 20:33	100-42-5	
1,1,1,2-Tetrachloroethane	ND	ug/L	1.0	1		10/28/17 20:33	630-20-6	
1,1,1,2,2-Tetrachloroethane	ND	ug/L	1.0	1		10/28/17 20:33	79-34-5	
Tetrachloroethene	10.4	ug/L	1.0	1		10/28/17 20:33	127-18-4	

REPORT OF LABORATORY ANALYSIS

This report shall not be reproduced, except in full,
without the written consent of Pace Analytical Services, LLC.

ANALYTICAL RESULTS

Project: Matrix Newnan, GA

Pace Project No.: 92359781

Sample: TMW-11		Lab ID: 92359781007		Collected: 10/18/17 12:42	Received: 10/19/17 09:30	Matrix: Water		
Parameters	Results	Units	Report Limit	DF	Prepared	Analyzed	CAS No.	Qual
8260 MSV Low Level		Analytical Method: EPA 8260						
Toluene	ND	ug/L	1.0	1		10/28/17 20:33	108-88-3	
1,2,3-Trichlorobenzene	ND	ug/L	1.0	1		10/28/17 20:33	87-61-6	
1,2,4-Trichlorobenzene	ND	ug/L	1.0	1		10/28/17 20:33	120-82-1	
1,1,1-Trichloroethane	ND	ug/L	1.0	1		10/28/17 20:33	71-55-6	
1,1,2-Trichloroethane	ND	ug/L	1.0	1		10/28/17 20:33	79-00-5	
Trichloroethene	ND	ug/L	1.0	1		10/28/17 20:33	79-01-6	
Trichlorofluoromethane	ND	ug/L	1.0	1		10/28/17 20:33	75-69-4	
1,2,3-Trichloropropane	ND	ug/L	1.0	1		10/28/17 20:33	96-18-4	
Vinyl acetate	ND	ug/L	2.0	1		10/28/17 20:33	108-05-4	
Vinyl chloride	ND	ug/L	1.0	1		10/28/17 20:33	75-01-4	
Xylene (Total)	ND	ug/L	1.0	1		10/28/17 20:33	1330-20-7	
m&p-Xylene	ND	ug/L	2.0	1		10/28/17 20:33	179601-23-1	
o-Xylene	ND	ug/L	1.0	1		10/28/17 20:33	95-47-6	
Surrogates								
4-Bromofluorobenzene (S)	95	%	70-130	1		10/28/17 20:33	460-00-4	
1,2-Dichloroethane-d4 (S)	86	%	70-130	1		10/28/17 20:33	17060-07-0	
Toluene-d8 (S)	105	%	70-130	1		10/28/17 20:33	2037-26-5	

REPORT OF LABORATORY ANALYSIS

This report shall not be reproduced, except in full,
without the written consent of Pace Analytical Services, LLC.

ANALYTICAL RESULTS

Project: Matrix Newnan, GA

Pace Project No.: 92359781

Sample: TMW-10		Lab ID: 92359781008	Collected: 10/18/17 14:22	Received: 10/19/17 09:30	Matrix: Water			
Parameters	Results	Units	Report Limit	DF	Prepared	Analyzed	CAS No.	Qual
8260 MSV Low Level		Analytical Method: EPA 8260						
Acetone	ND	ug/L	25.0	1		10/28/17 20:51	67-64-1	
Benzene	ND	ug/L	1.0	1		10/28/17 20:51	71-43-2	
Bromobenzene	ND	ug/L	1.0	1		10/28/17 20:51	108-86-1	
Bromochloromethane	ND	ug/L	1.0	1		10/28/17 20:51	74-97-5	
Bromodichloromethane	ND	ug/L	1.0	1		10/28/17 20:51	75-27-4	
Bromoform	ND	ug/L	1.0	1		10/28/17 20:51	75-25-2	
Bromomethane	ND	ug/L	2.0	1		10/28/17 20:51	74-83-9	
2-Butanone (MEK)	ND	ug/L	5.0	1		10/28/17 20:51	78-93-3	
Carbon tetrachloride	ND	ug/L	1.0	1		10/28/17 20:51	56-23-5	
Chlorobenzene	ND	ug/L	1.0	1		10/28/17 20:51	108-90-7	
Chloroethane	ND	ug/L	1.0	1		10/28/17 20:51	75-00-3	
Chloroform	ND	ug/L	1.0	1		10/28/17 20:51	67-66-3	
Chloromethane	ND	ug/L	1.0	1		10/28/17 20:51	74-87-3	
2-Chlorotoluene	ND	ug/L	1.0	1		10/28/17 20:51	95-49-8	
4-Chlorotoluene	ND	ug/L	1.0	1		10/28/17 20:51	106-43-4	
1,2-Dibromo-3-chloropropane	ND	ug/L	2.0	1		10/28/17 20:51	96-12-8	
Dibromochloromethane	ND	ug/L	1.0	1		10/28/17 20:51	124-48-1	
1,2-Dibromoethane (EDB)	ND	ug/L	1.0	1		10/28/17 20:51	106-93-4	
Dibromomethane	ND	ug/L	1.0	1		10/28/17 20:51	74-95-3	
1,2-Dichlorobenzene	ND	ug/L	1.0	1		10/28/17 20:51	95-50-1	
1,3-Dichlorobenzene	ND	ug/L	1.0	1		10/28/17 20:51	541-73-1	
1,4-Dichlorobenzene	ND	ug/L	1.0	1		10/28/17 20:51	106-46-7	
Dichlorodifluoromethane	ND	ug/L	1.0	1		10/28/17 20:51	75-71-8	
1,1-Dichloroethane	ND	ug/L	1.0	1		10/28/17 20:51	75-34-3	
1,2-Dichloroethane	ND	ug/L	1.0	1		10/28/17 20:51	107-06-2	
1,1-Dichloroethene	ND	ug/L	1.0	1		10/28/17 20:51	75-35-4	
cis-1,2-Dichloroethene	ND	ug/L	1.0	1		10/28/17 20:51	156-59-2	
trans-1,2-Dichloroethene	ND	ug/L	1.0	1		10/28/17 20:51	156-60-5	
1,2-Dichloropropane	ND	ug/L	1.0	1		10/28/17 20:51	78-87-5	
1,3-Dichloropropane	ND	ug/L	1.0	1		10/28/17 20:51	142-28-9	
2,2-Dichloropropane	ND	ug/L	1.0	1		10/28/17 20:51	594-20-7	
1,1-Dichloropropene	ND	ug/L	1.0	1		10/28/17 20:51	563-58-6	
cis-1,3-Dichloropropene	ND	ug/L	1.0	1		10/28/17 20:51	10061-01-5	
trans-1,3-Dichloropropene	ND	ug/L	1.0	1		10/28/17 20:51	10061-02-6	
Diisopropyl ether	ND	ug/L	1.0	1		10/28/17 20:51	108-20-3	
Ethylbenzene	ND	ug/L	1.0	1		10/28/17 20:51	100-41-4	
Hexachloro-1,3-butadiene	ND	ug/L	1.0	1		10/28/17 20:51	87-68-3	
2-Hexanone	ND	ug/L	5.0	1		10/28/17 20:51	591-78-6	
p-Isopropyltoluene	ND	ug/L	1.0	1		10/28/17 20:51	99-87-6	
Methylene Chloride	ND	ug/L	2.0	1		10/28/17 20:51	75-09-2	
4-Methyl-2-pentanone (MIBK)	ND	ug/L	5.0	1		10/28/17 20:51	108-10-1	
Methyl-tert-butyl ether	ND	ug/L	1.0	1		10/28/17 20:51	1634-04-4	
Naphthalene	ND	ug/L	1.0	1		10/28/17 20:51	91-20-3	
Styrene	ND	ug/L	1.0	1		10/28/17 20:51	100-42-5	
1,1,1,2-Tetrachloroethane	ND	ug/L	1.0	1		10/28/17 20:51	630-20-6	
1,1,1,2-Tetrachloroethane	ND	ug/L	1.0	1		10/28/17 20:51	79-34-5	
Tetrachloroethene	ND	ug/L	1.0	1		10/28/17 20:51	127-18-4	

REPORT OF LABORATORY ANALYSIS

This report shall not be reproduced, except in full,
without the written consent of Pace Analytical Services, LLC.

ANALYTICAL RESULTS

Project: Matrix Newnan, GA

Pace Project No.: 92359781

Sample: TMW-10		Lab ID: 92359781008		Collected: 10/18/17 14:22	Received: 10/19/17 09:30	Matrix: Water		
Parameters	Results	Units	Report Limit	DF	Prepared	Analyzed	CAS No.	Qual
8260 MSV Low Level		Analytical Method: EPA 8260						
Toluene	ND	ug/L	1.0	1		10/28/17 20:51	108-88-3	
1,2,3-Trichlorobenzene	ND	ug/L	1.0	1		10/28/17 20:51	87-61-6	
1,2,4-Trichlorobenzene	ND	ug/L	1.0	1		10/28/17 20:51	120-82-1	
1,1,1-Trichloroethane	ND	ug/L	1.0	1		10/28/17 20:51	71-55-6	
1,1,2-Trichloroethane	ND	ug/L	1.0	1		10/28/17 20:51	79-00-5	
Trichloroethene	ND	ug/L	1.0	1		10/28/17 20:51	79-01-6	
Trichlorofluoromethane	ND	ug/L	1.0	1		10/28/17 20:51	75-69-4	
1,2,3-Trichloropropane	ND	ug/L	1.0	1		10/28/17 20:51	96-18-4	
Vinyl acetate	ND	ug/L	2.0	1		10/28/17 20:51	108-05-4	
Vinyl chloride	ND	ug/L	1.0	1		10/28/17 20:51	75-01-4	
Xylene (Total)	ND	ug/L	1.0	1		10/28/17 20:51	1330-20-7	
m&p-Xylene	ND	ug/L	2.0	1		10/28/17 20:51	179601-23-1	
o-Xylene	ND	ug/L	1.0	1		10/28/17 20:51	95-47-6	
Surrogates								
4-Bromofluorobenzene (S)	99	%	70-130	1		10/28/17 20:51	460-00-4	
1,2-Dichloroethane-d4 (S)	87	%	70-130	1		10/28/17 20:51	17060-07-0	
Toluene-d8 (S)	106	%	70-130	1		10/28/17 20:51	2037-26-5	

REPORT OF LABORATORY ANALYSIS

This report shall not be reproduced, except in full,
without the written consent of Pace Analytical Services, LLC.

ANALYTICAL RESULTS

Project: Matrix Newnan, GA

Pace Project No.: 92359781

Sample: TMW-2A	Lab ID: 92359781009	Collected: 10/18/17 15:57	Received: 10/19/17 09:30	Matrix: Water				
Parameters	Results	Units	Report Limit	DF	Prepared	Analyzed	CAS No.	Qual
8260 MSV Low Level	Analytical Method: EPA 8260							
Acetone	ND	ug/L	25.0	1		10/27/17 12:43	67-64-1	
Benzene	ND	ug/L	1.0	1		10/27/17 12:43	71-43-2	
Bromobenzene	ND	ug/L	1.0	1		10/27/17 12:43	108-86-1	
Bromochloromethane	ND	ug/L	1.0	1		10/27/17 12:43	74-97-5	
Bromodichloromethane	ND	ug/L	1.0	1		10/27/17 12:43	75-27-4	
Bromoform	ND	ug/L	1.0	1		10/27/17 12:43	75-25-2	
Bromomethane	ND	ug/L	2.0	1		10/27/17 12:43	74-83-9	M1
2-Butanone (MEK)	ND	ug/L	5.0	1		10/27/17 12:43	78-93-3	
Carbon tetrachloride	ND	ug/L	1.0	1		10/27/17 12:43	56-23-5	
Chlorobenzene	ND	ug/L	1.0	1		10/27/17 12:43	108-90-7	
Chloroethane	ND	ug/L	1.0	1		10/27/17 12:43	75-00-3	
Chloroform	ND	ug/L	1.0	1		10/27/17 12:43	67-66-3	
Chloromethane	ND	ug/L	1.0	1		10/27/17 12:43	74-87-3	
2-Chlorotoluene	ND	ug/L	1.0	1		10/27/17 12:43	95-49-8	
4-Chlorotoluene	ND	ug/L	1.0	1		10/27/17 12:43	106-43-4	
1,2-Dibromo-3-chloropropane	ND	ug/L	2.0	1		10/27/17 12:43	96-12-8	
Dibromochloromethane	ND	ug/L	1.0	1		10/27/17 12:43	124-48-1	
1,2-Dibromoethane (EDB)	ND	ug/L	1.0	1		10/27/17 12:43	106-93-4	
Dibromomethane	ND	ug/L	1.0	1		10/27/17 12:43	74-95-3	
1,2-Dichlorobenzene	ND	ug/L	1.0	1		10/27/17 12:43	95-50-1	
1,3-Dichlorobenzene	ND	ug/L	1.0	1		10/27/17 12:43	541-73-1	
1,4-Dichlorobenzene	ND	ug/L	1.0	1		10/27/17 12:43	106-46-7	
Dichlorodifluoromethane	ND	ug/L	1.0	1		10/27/17 12:43	75-71-8	
1,1-Dichloroethane	ND	ug/L	1.0	1		10/27/17 12:43	75-34-3	
1,2-Dichloroethane	ND	ug/L	1.0	1		10/27/17 12:43	107-06-2	
1,1-Dichloroethene	ND	ug/L	1.0	1		10/27/17 12:43	75-35-4	
cis-1,2-Dichloroethene	ND	ug/L	1.0	1		10/27/17 12:43	156-59-2	
trans-1,2-Dichloroethene	ND	ug/L	1.0	1		10/27/17 12:43	156-60-5	
1,2-Dichloropropane	ND	ug/L	1.0	1		10/27/17 12:43	78-87-5	
1,3-Dichloropropane	ND	ug/L	1.0	1		10/27/17 12:43	142-28-9	
2,2-Dichloropropane	ND	ug/L	1.0	1		10/27/17 12:43	594-20-7	
1,1-Dichloropropene	ND	ug/L	1.0	1		10/27/17 12:43	563-58-6	
cis-1,3-Dichloropropene	ND	ug/L	1.0	1		10/27/17 12:43	10061-01-5	
trans-1,3-Dichloropropene	ND	ug/L	1.0	1		10/27/17 12:43	10061-02-6	
Diisopropyl ether	ND	ug/L	1.0	1		10/27/17 12:43	108-20-3	
Ethylbenzene	ND	ug/L	1.0	1		10/27/17 12:43	100-41-4	
Hexachloro-1,3-butadiene	ND	ug/L	1.0	1		10/27/17 12:43	87-68-3	
2-Hexanone	ND	ug/L	5.0	1		10/27/17 12:43	591-78-6	
p-Isopropyltoluene	ND	ug/L	1.0	1		10/27/17 12:43	99-87-6	
Methylene Chloride	ND	ug/L	2.0	1		10/27/17 12:43	75-09-2	
4-Methyl-2-pentanone (MIBK)	ND	ug/L	5.0	1		10/27/17 12:43	108-10-1	
Methyl-tert-butyl ether	ND	ug/L	1.0	1		10/27/17 12:43	1634-04-4	
Naphthalene	ND	ug/L	1.0	1		10/27/17 12:43	91-20-3	
Styrene	ND	ug/L	1.0	1		10/27/17 12:43	100-42-5	
1,1,1,2-Tetrachloroethane	ND	ug/L	1.0	1		10/27/17 12:43	630-20-6	
1,1,2,2-Tetrachloroethane	ND	ug/L	1.0	1		10/27/17 12:43	79-34-5	
Tetrachloroethene	17.4	ug/L	1.0	1		10/27/17 12:43	127-18-4	

REPORT OF LABORATORY ANALYSIS

This report shall not be reproduced, except in full,
without the written consent of Pace Analytical Services, LLC.

ANALYTICAL RESULTS

Project: Matrix Newnan, GA

Pace Project No.: 92359781

Sample: TMW-2A	Lab ID: 92359781009	Collected: 10/18/17 15:57	Received: 10/19/17 09:30	Matrix: Water				
Parameters	Results	Units	Report Limit	DF	Prepared	Analyzed	CAS No.	Qual
8260 MSV Low Level		Analytical Method: EPA 8260						
Toluene	ND	ug/L	1.0	1		10/27/17 12:43	108-88-3	
1,2,3-Trichlorobenzene	ND	ug/L	1.0	1		10/27/17 12:43	87-61-6	
1,2,4-Trichlorobenzene	ND	ug/L	1.0	1		10/27/17 12:43	120-82-1	
1,1,1-Trichloroethane	ND	ug/L	1.0	1		10/27/17 12:43	71-55-6	
1,1,2-Trichloroethane	ND	ug/L	1.0	1		10/27/17 12:43	79-00-5	
Trichloroethene	2.0	ug/L	1.0	1		10/27/17 12:43	79-01-6	
Trichlorofluoromethane	ND	ug/L	1.0	1		10/27/17 12:43	75-69-4	
1,2,3-Trichloropropane	ND	ug/L	1.0	1		10/27/17 12:43	96-18-4	
Vinyl acetate	ND	ug/L	2.0	1		10/27/17 12:43	108-05-4	
Vinyl chloride	ND	ug/L	1.0	1		10/27/17 12:43	75-01-4	
Xylene (Total)	ND	ug/L	1.0	1		10/27/17 12:43	1330-20-7	
m&p-Xylene	ND	ug/L	2.0	1		10/27/17 12:43	179601-23-1	
o-Xylene	ND	ug/L	1.0	1		10/27/17 12:43	95-47-6	
Surrogates								
4-Bromofluorobenzene (S)	96	%	70-130	1		10/27/17 12:43	460-00-4	
1,2-Dichloroethane-d4 (S)	94	%	70-130	1		10/27/17 12:43	17060-07-0	
Toluene-d8 (S)	98	%	70-130	1		10/27/17 12:43	2037-26-5	

REPORT OF LABORATORY ANALYSIS

This report shall not be reproduced, except in full,
without the written consent of Pace Analytical Services, LLC.

ANALYTICAL RESULTS

Project: Matrix Newnan, GA

Pace Project No.: 92359781

Sample: TMW-2	Lab ID: 92359781010	Collected: 10/18/17 17:15	Received: 10/19/17 09:30	Matrix: Water				
Parameters	Results	Units	Report Limit	DF	Prepared	Analyzed	CAS No.	Qual
8260 MSV Low Level	Analytical Method: EPA 8260							
Acetone	ND	ug/L	25.0	1		10/28/17 21:08	67-64-1	
Benzene	ND	ug/L	1.0	1		10/28/17 21:08	71-43-2	
Bromobenzene	ND	ug/L	1.0	1		10/28/17 21:08	108-86-1	
Bromochloromethane	ND	ug/L	1.0	1		10/28/17 21:08	74-97-5	
Bromodichloromethane	ND	ug/L	1.0	1		10/28/17 21:08	75-27-4	
Bromoform	ND	ug/L	1.0	1		10/28/17 21:08	75-25-2	
Bromomethane	ND	ug/L	2.0	1		10/28/17 21:08	74-83-9	
2-Butanone (MEK)	ND	ug/L	5.0	1		10/28/17 21:08	78-93-3	
Carbon tetrachloride	ND	ug/L	1.0	1		10/28/17 21:08	56-23-5	
Chlorobenzene	ND	ug/L	1.0	1		10/28/17 21:08	108-90-7	
Chloroethane	ND	ug/L	1.0	1		10/28/17 21:08	75-00-3	
Chloroform	ND	ug/L	1.0	1		10/28/17 21:08	67-66-3	
Chloromethane	ND	ug/L	1.0	1		10/28/17 21:08	74-87-3	
2-Chlorotoluene	ND	ug/L	1.0	1		10/28/17 21:08	95-49-8	
4-Chlorotoluene	ND	ug/L	1.0	1		10/28/17 21:08	106-43-4	
1,2-Dibromo-3-chloropropane	ND	ug/L	2.0	1		10/28/17 21:08	96-12-8	
Dibromochloromethane	ND	ug/L	1.0	1		10/28/17 21:08	124-48-1	
1,2-Dibromoethane (EDB)	ND	ug/L	1.0	1		10/28/17 21:08	106-93-4	
Dibromomethane	ND	ug/L	1.0	1		10/28/17 21:08	74-95-3	
1,2-Dichlorobenzene	ND	ug/L	1.0	1		10/28/17 21:08	95-50-1	
1,3-Dichlorobenzene	ND	ug/L	1.0	1		10/28/17 21:08	541-73-1	
1,4-Dichlorobenzene	ND	ug/L	1.0	1		10/28/17 21:08	106-46-7	
Dichlorodifluoromethane	ND	ug/L	1.0	1		10/28/17 21:08	75-71-8	
1,1-Dichloroethane	ND	ug/L	1.0	1		10/28/17 21:08	75-34-3	
1,2-Dichloroethane	ND	ug/L	1.0	1		10/28/17 21:08	107-06-2	
1,1-Dichloroethene	ND	ug/L	1.0	1		10/28/17 21:08	75-35-4	
cis-1,2-Dichloroethene	ND	ug/L	1.0	1		10/28/17 21:08	156-59-2	
trans-1,2-Dichloroethene	ND	ug/L	1.0	1		10/28/17 21:08	156-60-5	
1,2-Dichloropropane	ND	ug/L	1.0	1		10/28/17 21:08	78-87-5	
1,3-Dichloropropane	ND	ug/L	1.0	1		10/28/17 21:08	142-28-9	
2,2-Dichloropropane	ND	ug/L	1.0	1		10/28/17 21:08	594-20-7	
1,1-Dichloropropene	ND	ug/L	1.0	1		10/28/17 21:08	563-58-6	
cis-1,3-Dichloropropene	ND	ug/L	1.0	1		10/28/17 21:08	10061-01-5	
trans-1,3-Dichloropropene	ND	ug/L	1.0	1		10/28/17 21:08	10061-02-6	
Diisopropyl ether	ND	ug/L	1.0	1		10/28/17 21:08	108-20-3	
Ethylbenzene	ND	ug/L	1.0	1		10/28/17 21:08	100-41-4	
Hexachloro-1,3-butadiene	ND	ug/L	1.0	1		10/28/17 21:08	87-68-3	
2-Hexanone	ND	ug/L	5.0	1		10/28/17 21:08	591-78-6	
p-Isopropyltoluene	ND	ug/L	1.0	1		10/28/17 21:08	99-87-6	
Methylene Chloride	ND	ug/L	2.0	1		10/28/17 21:08	75-09-2	
4-Methyl-2-pentanone (MIBK)	ND	ug/L	5.0	1		10/28/17 21:08	108-10-1	
Methyl-tert-butyl ether	ND	ug/L	1.0	1		10/28/17 21:08	1634-04-4	
Naphthalene	ND	ug/L	1.0	1		10/28/17 21:08	91-20-3	
Styrene	ND	ug/L	1.0	1		10/28/17 21:08	100-42-5	
1,1,1,2-Tetrachloroethane	ND	ug/L	1.0	1		10/28/17 21:08	630-20-6	
1,1,1,2-Tetrachloroethane	ND	ug/L	1.0	1		10/28/17 21:08	79-34-5	
Tetrachloroethene	ND	ug/L	1.0	1		10/28/17 21:08	127-18-4	

REPORT OF LABORATORY ANALYSIS

This report shall not be reproduced, except in full,
without the written consent of Pace Analytical Services, LLC.

ANALYTICAL RESULTS

Project: Matrix Newnan, GA

Pace Project No.: 92359781

Sample: TMW-2		Lab ID: 92359781010		Collected: 10/18/17 17:15	Received: 10/19/17 09:30	Matrix: Water		
Parameters	Results	Units	Report Limit	DF	Prepared	Analyzed	CAS No.	Qual
8260 MSV Low Level		Analytical Method: EPA 8260						
Toluene	ND	ug/L	1.0	1		10/28/17 21:08	108-88-3	
1,2,3-Trichlorobenzene	ND	ug/L	1.0	1		10/28/17 21:08	87-61-6	
1,2,4-Trichlorobenzene	ND	ug/L	1.0	1		10/28/17 21:08	120-82-1	
1,1,1-Trichloroethane	ND	ug/L	1.0	1		10/28/17 21:08	71-55-6	
1,1,2-Trichloroethane	ND	ug/L	1.0	1		10/28/17 21:08	79-00-5	
Trichloroethene	ND	ug/L	1.0	1		10/28/17 21:08	79-01-6	
Trichlorofluoromethane	ND	ug/L	1.0	1		10/28/17 21:08	75-69-4	
1,2,3-Trichloropropane	ND	ug/L	1.0	1		10/28/17 21:08	96-18-4	
Vinyl acetate	ND	ug/L	2.0	1		10/28/17 21:08	108-05-4	
Vinyl chloride	ND	ug/L	1.0	1		10/28/17 21:08	75-01-4	
Xylene (Total)	ND	ug/L	1.0	1		10/28/17 21:08	1330-20-7	
m&p-Xylene	ND	ug/L	2.0	1		10/28/17 21:08	179601-23-1	
o-Xylene	ND	ug/L	1.0	1		10/28/17 21:08	95-47-6	
Surrogates								
4-Bromofluorobenzene (S)	98	%	70-130	1		10/28/17 21:08	460-00-4	
1,2-Dichloroethane-d4 (S)	89	%	70-130	1		10/28/17 21:08	17060-07-0	
Toluene-d8 (S)	104	%	70-130	1		10/28/17 21:08	2037-26-5	

REPORT OF LABORATORY ANALYSIS

This report shall not be reproduced, except in full,
without the written consent of Pace Analytical Services, LLC.

ANALYTICAL RESULTS

Project: Matrix Newnan, GA

Pace Project No.: 92359781

Sample: Trip Blank		Lab ID: 92359781011	Collected: 10/18/17 00:00	Received: 10/19/17 09:30	Matrix: Water			
Parameters	Results	Units	Report Limit	DF	Prepared	Analyzed	CAS No.	Qual
8260 MSV Low Level		Analytical Method: EPA 8260						
Acetone	ND	ug/L	25.0	1		10/28/17 17:23	67-64-1	
Benzene	ND	ug/L	1.0	1		10/28/17 17:23	71-43-2	
Bromobenzene	ND	ug/L	1.0	1		10/28/17 17:23	108-86-1	
Bromochloromethane	ND	ug/L	1.0	1		10/28/17 17:23	74-97-5	
Bromodichloromethane	ND	ug/L	1.0	1		10/28/17 17:23	75-27-4	
Bromoform	ND	ug/L	1.0	1		10/28/17 17:23	75-25-2	
Bromomethane	ND	ug/L	2.0	1		10/28/17 17:23	74-83-9	
2-Butanone (MEK)	ND	ug/L	5.0	1		10/28/17 17:23	78-93-3	
Carbon tetrachloride	ND	ug/L	1.0	1		10/28/17 17:23	56-23-5	
Chlorobenzene	ND	ug/L	1.0	1		10/28/17 17:23	108-90-7	
Chloroethane	ND	ug/L	1.0	1		10/28/17 17:23	75-00-3	
Chloroform	ND	ug/L	1.0	1		10/28/17 17:23	67-66-3	
Chloromethane	ND	ug/L	1.0	1		10/28/17 17:23	74-87-3	
2-Chlorotoluene	ND	ug/L	1.0	1		10/28/17 17:23	95-49-8	
4-Chlorotoluene	ND	ug/L	1.0	1		10/28/17 17:23	106-43-4	
1,2-Dibromo-3-chloropropane	ND	ug/L	2.0	1		10/28/17 17:23	96-12-8	
Dibromochloromethane	ND	ug/L	1.0	1		10/28/17 17:23	124-48-1	
1,2-Dibromoethane (EDB)	ND	ug/L	1.0	1		10/28/17 17:23	106-93-4	
Dibromomethane	ND	ug/L	1.0	1		10/28/17 17:23	74-95-3	
1,2-Dichlorobenzene	ND	ug/L	1.0	1		10/28/17 17:23	95-50-1	
1,3-Dichlorobenzene	ND	ug/L	1.0	1		10/28/17 17:23	541-73-1	
1,4-Dichlorobenzene	ND	ug/L	1.0	1		10/28/17 17:23	106-46-7	
Dichlorodifluoromethane	ND	ug/L	1.0	1		10/28/17 17:23	75-71-8	
1,1-Dichloroethane	ND	ug/L	1.0	1		10/28/17 17:23	75-34-3	
1,2-Dichloroethane	ND	ug/L	1.0	1		10/28/17 17:23	107-06-2	
1,1-Dichloroethene	ND	ug/L	1.0	1		10/28/17 17:23	75-35-4	
cis-1,2-Dichloroethene	ND	ug/L	1.0	1		10/28/17 17:23	156-59-2	
trans-1,2-Dichloroethene	ND	ug/L	1.0	1		10/28/17 17:23	156-60-5	
1,2-Dichloropropane	ND	ug/L	1.0	1		10/28/17 17:23	78-87-5	
1,3-Dichloropropane	ND	ug/L	1.0	1		10/28/17 17:23	142-28-9	
2,2-Dichloropropane	ND	ug/L	1.0	1		10/28/17 17:23	594-20-7	
1,1-Dichloropropene	ND	ug/L	1.0	1		10/28/17 17:23	563-58-6	
cis-1,3-Dichloropropene	ND	ug/L	1.0	1		10/28/17 17:23	10061-01-5	
trans-1,3-Dichloropropene	ND	ug/L	1.0	1		10/28/17 17:23	10061-02-6	
Diisopropyl ether	ND	ug/L	1.0	1		10/28/17 17:23	108-20-3	
Ethylbenzene	ND	ug/L	1.0	1		10/28/17 17:23	100-41-4	
Hexachloro-1,3-butadiene	ND	ug/L	1.0	1		10/28/17 17:23	87-68-3	
2-Hexanone	ND	ug/L	5.0	1		10/28/17 17:23	591-78-6	
p-Isopropyltoluene	ND	ug/L	1.0	1		10/28/17 17:23	99-87-6	
Methylene Chloride	ND	ug/L	2.0	1		10/28/17 17:23	75-09-2	
4-Methyl-2-pentanone (MIBK)	ND	ug/L	5.0	1		10/28/17 17:23	108-10-1	
Methyl-tert-butyl ether	ND	ug/L	1.0	1		10/28/17 17:23	1634-04-4	
Naphthalene	ND	ug/L	1.0	1		10/28/17 17:23	91-20-3	
Styrene	ND	ug/L	1.0	1		10/28/17 17:23	100-42-5	
1,1,1,2-Tetrachloroethane	ND	ug/L	1.0	1		10/28/17 17:23	630-20-6	
1,1,1,2-Tetrachloroethane	ND	ug/L	1.0	1		10/28/17 17:23	79-34-5	
Tetrachloroethene	ND	ug/L	1.0	1		10/28/17 17:23	127-18-4	

REPORT OF LABORATORY ANALYSIS

This report shall not be reproduced, except in full,
without the written consent of Pace Analytical Services, LLC.

ANALYTICAL RESULTS

Project: Matrix Newnan, GA

Pace Project No.: 92359781

Sample: Trip Blank		Lab ID: 92359781011	Collected: 10/18/17 00:00	Received: 10/19/17 09:30	Matrix: Water			
Parameters	Results	Units	Report Limit	DF	Prepared	Analyzed	CAS No.	Qual
8260 MSV Low Level		Analytical Method: EPA 8260						
Toluene	ND	ug/L	1.0	1		10/28/17 17:23	108-88-3	
1,2,3-Trichlorobenzene	ND	ug/L	1.0	1		10/28/17 17:23	87-61-6	
1,2,4-Trichlorobenzene	ND	ug/L	1.0	1		10/28/17 17:23	120-82-1	
1,1,1-Trichloroethane	ND	ug/L	1.0	1		10/28/17 17:23	71-55-6	
1,1,2-Trichloroethane	ND	ug/L	1.0	1		10/28/17 17:23	79-00-5	
Trichloroethene	ND	ug/L	1.0	1		10/28/17 17:23	79-01-6	
Trichlorofluoromethane	ND	ug/L	1.0	1		10/28/17 17:23	75-69-4	
1,2,3-Trichloropropane	ND	ug/L	1.0	1		10/28/17 17:23	96-18-4	
Vinyl acetate	ND	ug/L	2.0	1		10/28/17 17:23	108-05-4	
Vinyl chloride	ND	ug/L	1.0	1		10/28/17 17:23	75-01-4	
Xylene (Total)	ND	ug/L	1.0	1		10/28/17 17:23	1330-20-7	
m&p-Xylene	ND	ug/L	2.0	1		10/28/17 17:23	179601-23-1	
o-Xylene	ND	ug/L	1.0	1		10/28/17 17:23	95-47-6	
Surrogates								
4-Bromofluorobenzene (S)	96	%	70-130	1		10/28/17 17:23	460-00-4	
1,2-Dichloroethane-d4 (S)	87	%	70-130	1		10/28/17 17:23	17060-07-0	
Toluene-d8 (S)	102	%	70-130	1		10/28/17 17:23	2037-26-5	

REPORT OF LABORATORY ANALYSIS

This report shall not be reproduced, except in full,
without the written consent of Pace Analytical Services, LLC.

QUALITY CONTROL DATA

Project: Matrix Newnan, GA

Pace Project No.: 92359781

QC Batch: 384274

Analysis Method: EPA 8260

QC Batch Method: EPA 8260

Analysis Description: 8260 MSV Low Level

Associated Lab Samples: 92359781009

METHOD BLANK: 2129811

Matrix: Water

Associated Lab Samples: 92359781009

Parameter	Units	Blank Result	Reporting Limit	Analyzed	Qualifiers
1,1,1,2-Tetrachloroethane	ug/L	ND	1.0	10/27/17 12:07	
1,1,1-Trichloroethane	ug/L	ND	1.0	10/27/17 12:07	
1,1,2,2-Tetrachloroethane	ug/L	ND	1.0	10/27/17 12:07	
1,1,2-Trichloroethane	ug/L	ND	1.0	10/27/17 12:07	
1,1-Dichloroethane	ug/L	ND	1.0	10/27/17 12:07	
1,1-Dichloroethene	ug/L	ND	1.0	10/27/17 12:07	
1,1-Dichloropropene	ug/L	ND	1.0	10/27/17 12:07	
1,2,3-Trichlorobenzene	ug/L	ND	1.0	10/27/17 12:07	
1,2,3-Trichloropropane	ug/L	ND	1.0	10/27/17 12:07	
1,2,4-Trichlorobenzene	ug/L	ND	1.0	10/27/17 12:07	
1,2-Dibromo-3-chloropropane	ug/L	ND	2.0	10/27/17 12:07	
1,2-Dibromoethane (EDB)	ug/L	ND	1.0	10/27/17 12:07	
1,2-Dichlorobenzene	ug/L	ND	1.0	10/27/17 12:07	
1,2-Dichloroethane	ug/L	ND	1.0	10/27/17 12:07	
1,2-Dichloropropane	ug/L	ND	1.0	10/27/17 12:07	
1,3-Dichlorobenzene	ug/L	ND	1.0	10/27/17 12:07	
1,3-Dichloropropane	ug/L	ND	1.0	10/27/17 12:07	
1,4-Dichlorobenzene	ug/L	ND	1.0	10/27/17 12:07	
2,2-Dichloropropane	ug/L	ND	1.0	10/27/17 12:07	
2-Butanone (MEK)	ug/L	ND	5.0	10/27/17 12:07	
2-Chlorotoluene	ug/L	ND	1.0	10/27/17 12:07	
2-Hexanone	ug/L	ND	5.0	10/27/17 12:07	
4-Chlorotoluene	ug/L	ND	1.0	10/27/17 12:07	
4-Methyl-2-pentanone (MIBK)	ug/L	ND	5.0	10/27/17 12:07	
Acetone	ug/L	ND	25.0	10/27/17 12:07	
Benzene	ug/L	ND	1.0	10/27/17 12:07	
Bromobenzene	ug/L	ND	1.0	10/27/17 12:07	
Bromochloromethane	ug/L	ND	1.0	10/27/17 12:07	
Bromodichloromethane	ug/L	ND	1.0	10/27/17 12:07	
Bromoform	ug/L	ND	1.0	10/27/17 12:07	
Bromomethane	ug/L	ND	2.0	10/27/17 12:07	
Carbon tetrachloride	ug/L	ND	1.0	10/27/17 12:07	
Chlorobenzene	ug/L	ND	1.0	10/27/17 12:07	
Chloroethane	ug/L	ND	1.0	10/27/17 12:07	
Chloroform	ug/L	ND	1.0	10/27/17 12:07	
Chloromethane	ug/L	ND	1.0	10/27/17 12:07	
cis-1,2-Dichloroethene	ug/L	ND	1.0	10/27/17 12:07	
cis-1,3-Dichloropropene	ug/L	ND	1.0	10/27/17 12:07	
Dibromochloromethane	ug/L	ND	1.0	10/27/17 12:07	
Dibromomethane	ug/L	ND	1.0	10/27/17 12:07	
Dichlorodifluoromethane	ug/L	ND	1.0	10/27/17 12:07	

Results presented on this page are in the units indicated by the "Units" column except where an alternate unit is presented to the right of the result.

REPORT OF LABORATORY ANALYSIS

This report shall not be reproduced, except in full,
without the written consent of Pace Analytical Services, LLC.

QUALITY CONTROL DATA

Project: Matrix Newnan, GA

Pace Project No.: 92359781

METHOD BLANK: 2129811

Matrix: Water

Associated Lab Samples: 92359781009

Parameter	Units	Blank Result	Reporting Limit	Analyzed	Qualifiers
Diisopropyl ether	ug/L	ND	1.0	10/27/17 12:07	
Ethylbenzene	ug/L	ND	1.0	10/27/17 12:07	
Hexachloro-1,3-butadiene	ug/L	ND	1.0	10/27/17 12:07	
m&p-Xylene	ug/L	ND	2.0	10/27/17 12:07	
Methyl-tert-butyl ether	ug/L	ND	1.0	10/27/17 12:07	
Methylene Chloride	ug/L	ND	2.0	10/27/17 12:07	
Naphthalene	ug/L	ND	1.0	10/27/17 12:07	
o-Xylene	ug/L	ND	1.0	10/27/17 12:07	
p-Isopropyltoluene	ug/L	ND	1.0	10/27/17 12:07	
Styrene	ug/L	ND	1.0	10/27/17 12:07	
Tetrachloroethene	ug/L	ND	1.0	10/27/17 12:07	
Toluene	ug/L	ND	1.0	10/27/17 12:07	
trans-1,2-Dichloroethene	ug/L	ND	1.0	10/27/17 12:07	
trans-1,3-Dichloropropene	ug/L	ND	1.0	10/27/17 12:07	
Trichloroethene	ug/L	ND	1.0	10/27/17 12:07	
Trichlorofluoromethane	ug/L	ND	1.0	10/27/17 12:07	
Vinyl acetate	ug/L	ND	2.0	10/27/17 12:07	
Vinyl chloride	ug/L	ND	1.0	10/27/17 12:07	
Xylene (Total)	ug/L	ND	1.0	10/27/17 12:07	
1,2-Dichloroethane-d4 (S)	%	97	70-130	10/27/17 12:07	
4-Bromofluorobenzene (S)	%	101	70-130	10/27/17 12:07	
Toluene-d8 (S)	%	102	70-130	10/27/17 12:07	

LABORATORY CONTROL SAMPLE: 2129812

Parameter	Units	Spike Conc.	LCS Result	LCS % Rec	% Rec Limits	Qualifiers
1,1,1,2-Tetrachloroethane	ug/L	50	55.2	110	70-130	
1,1,1-Trichloroethane	ug/L	50	47.7	95	70-130	
1,1,2,2-Tetrachloroethane	ug/L	50	49.2	98	70-130	
1,1,2-Trichloroethane	ug/L	50	49.6	99	70-130	
1,1-Dichloroethane	ug/L	50	45.8	92	70-130	
1,1-Dichloroethene	ug/L	50	51.0	102	70-132	
1,1-Dichloropropene	ug/L	50	49.9	100	70-130	
1,2,3-Trichlorobenzene	ug/L	50	51.4	103	70-135	
1,2,3-Trichloropropane	ug/L	50	51.8	104	70-130	
1,2,4-Trichlorobenzene	ug/L	50	51.1	102	70-134	
1,2-Dibromo-3-chloropropane	ug/L	50	48.1	96	70-130	
1,2-Dibromoethane (EDB)	ug/L	50	55.2	110	70-130	
1,2-Dichlorobenzene	ug/L	50	49.2	98	70-130	
1,2-Dichloroethane	ug/L	50	47.8	96	70-130	
1,2-Dichloropropane	ug/L	50	48.6	97	70-130	
1,3-Dichlorobenzene	ug/L	50	48.0	96	70-130	
1,3-Dichloropropane	ug/L	50	59.3	119	70-130	
1,4-Dichlorobenzene	ug/L	50	48.9	98	70-130	

Results presented on this page are in the units indicated by the "Units" column except where an alternate unit is presented to the right of the result.

REPORT OF LABORATORY ANALYSIS

This report shall not be reproduced, except in full,
without the written consent of Pace Analytical Services, LLC.

QUALITY CONTROL DATA

Project: Matrix Newnan, GA

Pace Project No.: 92359781

LABORATORY CONTROL SAMPLE: 2129812

Parameter	Units	Spike Conc.	LCS Result	LCS % Rec	% Rec Limits	Qualifiers
2,2-Dichloropropane	ug/L	50	50.5	101	58-145	
2-Butanone (MEK)	ug/L	100	100	100	70-145	
2-Chlorotoluene	ug/L	50	45.7	91	70-130	
2-Hexanone	ug/L	100	93.2	93	70-144	
4-Chlorotoluene	ug/L	50	47.5	95	70-130	
4-Methyl-2-pentanone (MIBK)	ug/L	100	93.1	93	70-140	
Acetone	ug/L	100	97.4	97	50-175	
Benzene	ug/L	50	45.7	91	70-130	
Bromobenzene	ug/L	50	49.4	99	70-130	
Bromochloromethane	ug/L	50	48.0	96	70-130	
Bromodichloromethane	ug/L	50	45.9	92	70-130	
Bromoform	ug/L	50	54.5	109	70-130	
Bromomethane	ug/L	50	57.1	114	54-130	
Carbon tetrachloride	ug/L	50	45.2	90	70-132	
Chlorobenzene	ug/L	50	49.2	98	70-130	
Chloroethane	ug/L	50	54.7	109	64-134	
Chloroform	ug/L	50	44.4	89	70-130	
Chloromethane	ug/L	50	49.3	99	64-130	
cis-1,2-Dichloroethene	ug/L	50	48.1	96	70-131	
cis-1,3-Dichloropropene	ug/L	50	51.4	103	70-130	
Dibromochloromethane	ug/L	50	54.6	109	70-130	
Dibromomethane	ug/L	50	47.7	95	70-131	
Dichlorodifluoromethane	ug/L	50	48.6	97	56-130	
Diisopropyl ether	ug/L	50	53.2	106	70-130	
Ethylbenzene	ug/L	50	48.4	97	70-130	
Hexachloro-1,3-butadiene	ug/L	50	49.9	100	70-130	
m&p-Xylene	ug/L	100	99.4	99	70-130	
Methyl-tert-butyl ether	ug/L	50	57.4	115	70-130	
Methylene Chloride	ug/L	50	47.9	96	63-130	
Naphthalene	ug/L	50	50.1	100	70-138	
o-Xylene	ug/L	50	49.1	98	70-130	
p-Isopropyltoluene	ug/L	50	47.7	95	70-130	
Styrene	ug/L	50	49.5	99	70-130	
Tetrachloroethene	ug/L	50	54.9	110	70-130	
Toluene	ug/L	50	43.8	88	70-130	
trans-1,2-Dichloroethene	ug/L	50	48.8	98	70-130	
trans-1,3-Dichloropropene	ug/L	50	49.8	100	70-132	
Trichloroethene	ug/L	50	49.1	98	70-130	
Trichlorofluoromethane	ug/L	50	50.2	100	62-133	
Vinyl acetate	ug/L	100	121	121	66-157	
Vinyl chloride	ug/L	50	49.9	100	50-150	
Xylene (Total)	ug/L	150	148	99	70-130	
1,2-Dichloroethane-d4 (S)	%			98	70-130	
4-Bromofluorobenzene (S)	%			100	70-130	
Toluene-d8 (S)	%			91	70-130	

Results presented on this page are in the units indicated by the "Units" column except where an alternate unit is presented to the right of the result.

REPORT OF LABORATORY ANALYSIS

This report shall not be reproduced, except in full,
without the written consent of Pace Analytical Services, LLC.

QUALITY CONTROL DATA

Project: Matrix Newnan, GA

Pace Project No.: 92359781

Parameter	92359781009		MS		MSD		MS		MSD		% Rec	Limits	RPD	Qual
	Units	Result	Spike Conc.	Spike Conc.	Result	Result	% Rec	% Rec						
1,1,1,2-Tetrachloroethane	ug/L	ND	20	20	21.4	21.9	107	110	70-130	2				
1,1,1-Trichloroethane	ug/L	ND	20	20	21.0	21.6	105	108	70-130	2				
1,1,2,2-Tetrachloroethane	ug/L	ND	20	20	19.9	20.3	99	102	70-130	2				
1,1,2-Trichloroethane	ug/L	ND	20	20	20.2	20.0	101	100	70-130	1				
1,1-Dichloroethane	ug/L	ND	20	20	20.0	19.7	100	98	70-130	1				
1,1-Dichloroethene	ug/L	ND	20	20	21.4	21.5	107	108	70-166	0				
1,1-Dichloropropene	ug/L	ND	20	20	21.1	22.3	106	111	70-130	5				
1,2,3-Trichlorobenzene	ug/L	ND	20	20	22.0	21.4	110	107	70-130	3				
1,2,3-Trichloropropane	ug/L	ND	20	20	20.3	21.8	102	109	70-130	7				
1,2,4-Trichlorobenzene	ug/L	ND	20	20	21.8	21.5	109	107	70-130	2				
1,2-Dibromo-3-chloropropane	ug/L	ND	20	20	19.2	19.6	96	98	70-130	2				
1,2-Dibromoethane (EDB)	ug/L	ND	20	20	21.0	23.0	105	115	70-130	9				
1,2-Dichlorobenzene	ug/L	ND	20	20	21.3	21.5	107	107	70-130	1				
1,2-Dichloroethane	ug/L	ND	20	20	19.4	20.0	97	100	70-130	3				
1,2-Dichloropropane	ug/L	ND	20	20	20.2	20.6	101	103	70-130	2				
1,3-Dichlorobenzene	ug/L	ND	20	20	20.9	21.2	105	106	70-130	2				
1,3-Dichloropropane	ug/L	ND	20	20	22.7	24.0	114	120	70-130	6				
1,4-Dichlorobenzene	ug/L	ND	20	20	21.3	20.9	107	105	70-130	2				
2,2-Dichloropropane	ug/L	ND	20	20	21.7	21.8	109	109	70-130	1				
2-Butanone (MEK)	ug/L	ND	40	40	33.4	37.3	83	93	70-130	11				
2-Chlorotoluene	ug/L	ND	20	20	20.2	20.1	101	100	70-130	1				
2-Hexanone	ug/L	ND	40	40	35.2	40.2	88	101	70-130	13				
4-Chlorotoluene	ug/L	ND	20	20	20.6	20.7	103	104	70-130	1				
4-Methyl-2-pentanone (MIBK)	ug/L	ND	40	40	37.3	40.5	93	101	70-130	8				
Acetone	ug/L	ND	40	40	37.4	40.1	94	100	70-130	7				
Benzene	ug/L	ND	20	20	20.2	20.7	101	104	70-148	3				
Bromobenzene	ug/L	ND	20	20	21.1	20.5	105	102	70-130	3				
Bromochloromethane	ug/L	ND	20	20	20.0	20.2	100	101	70-130	1				
Bromodichloromethane	ug/L	ND	20	20	19.9	20.8	100	104	70-130	4				
Bromoform	ug/L	ND	20	20	19.9	21.7	99	108	70-130	9				
Bromomethane	ug/L	ND	20	20	28.4	29.5	142	148	70-130	4 M1				
Carbon tetrachloride	ug/L	ND	20	20	20.2	21.3	101	106	70-130	5				
Chlorobenzene	ug/L	ND	20	20	20.7	21.6	103	108	70-146	4				
Chloroethane	ug/L	ND	20	20	22.2	23.6	111	118	70-130	6				
Chloroform	ug/L	ND	20	20	19.3	20.1	97	100	70-130	4				
Chloromethane	ug/L	ND	20	20	22.8	24.0	114	120	70-130	5				
cis-1,2-Dichloroethene	ug/L	ND	20	20	20.8	21.1	99	101	70-130	1				
cis-1,3-Dichloropropene	ug/L	ND	20	20	21.5	21.7	107	109	70-130	1				
Dibromochloromethane	ug/L	ND	20	20	20.7	21.5	103	107	70-130	4				
Dibromomethane	ug/L	ND	20	20	20.0	20.8	100	104	70-130	4				
Dichlorodifluoromethane	ug/L	ND	20	20	24.9	25.7	125	129	70-130	3				
Diisopropyl ether	ug/L	ND	20	20	19.5	20.3	97	102	70-130	4				
Ethylbenzene	ug/L	ND	20	20	20.6	21.1	103	106	70-130	2				
Hexachloro-1,3-butadiene	ug/L	ND	20	20	23.3	21.8	113	106	70-130	7				
m&p-Xylene	ug/L	ND	40	40	40.9	43.4	102	108	70-130	6				
Methyl-tert-butyl ether	ug/L	ND	20	20	21.6	22.2	108	111	70-130	3				

Results presented on this page are in the units indicated by the "Units" column except where an alternate unit is presented to the right of the result.

REPORT OF LABORATORY ANALYSIS

This report shall not be reproduced, except in full,
without the written consent of Pace Analytical Services, LLC.

QUALITY CONTROL DATA

Project: Matrix Newnan, GA

Pace Project No.: 92359781

Parameter	Units	2129813		2129814		MS Result	MSD Result	MS % Rec	MSD % Rec	% Rec Limits	RPD	Qual
		92359781009 Result	MS Spike Conc.	MSD Spike Conc.	MS Result							
Methylene Chloride	ug/L	ND	20	20	18.0	18.6	90	93	70-130	3		
Naphthalene	ug/L	ND	20	20	21.0	20.5	105	103	70-130	3		
o-Xylene	ug/L	ND	20	20	20.5	21.5	103	108	70-130	5		
p-Isopropyltoluene	ug/L	ND	20	20	20.8	20.9	104	104	70-130	0		
Styrene	ug/L	ND	20	20	19.8	20.9	99	105	70-130	6		
Tetrachloroethene	ug/L	17.4	20	20	41.2	43.1	119	128	70-130	4		
Toluene	ug/L	ND	20	20	20.1	20.5	101	102	70-155	2		
trans-1,2-Dichloroethene	ug/L	ND	20	20	20.0	21.2	100	106	70-130	6		
trans-1,3-Dichloropropene	ug/L	ND	20	20	20.3	20.7	101	103	70-130	2		
Trichloroethene	ug/L	2.0	20	20	24.3	24.0	111	110	69-151	1		
Trichlorofluoromethane	ug/L	ND	20	20	22.8	23.4	114	117	70-130	3		
Vinyl acetate	ug/L	ND	40	40	41.4	43.6	104	109	70-130	5		
Vinyl chloride	ug/L	ND	20	20	23.0	23.7	115	119	70-130	3		
1,2-Dichloroethane-d4 (S)	%						98	97	70-130			
4-Bromofluorobenzene (S)	%						94	99	70-130			
Toluene-d8 (S)	%						96	94	70-130			

Results presented on this page are in the units indicated by the "Units" column except where an alternate unit is presented to the right of the result.

REPORT OF LABORATORY ANALYSIS

This report shall not be reproduced, except in full,
without the written consent of Pace Analytical Services, LLC.

QUALITY CONTROL DATA

Project: Matrix Newnan, GA

Pace Project No.: 92359781

QC Batch: 384382 Analysis Method: EPA 8260
 QC Batch Method: EPA 8260 Analysis Description: 8260 MSV Low Level
 Associated Lab Samples: 92359781001, 92359781002, 92359781003, 92359781004, 92359781005, 92359781006, 92359781007, 92359781008, 92359781010, 92359781011

METHOD BLANK: 2130694 Matrix: Water
 Associated Lab Samples: 92359781001, 92359781002, 92359781003, 92359781004, 92359781005, 92359781006, 92359781007, 92359781008, 92359781010, 92359781011

Parameter	Units	Blank Result	Reporting Limit	Analyzed	Qualifiers
1,1,1,2-Tetrachloroethane	ug/L	ND	1.0	10/28/17 16:49	
1,1,1-Trichloroethane	ug/L	ND	1.0	10/28/17 16:49	
1,1,2,2-Tetrachloroethane	ug/L	ND	1.0	10/28/17 16:49	
1,1,2-Trichloroethane	ug/L	ND	1.0	10/28/17 16:49	
1,1-Dichloroethane	ug/L	ND	1.0	10/28/17 16:49	
1,1-Dichloroethene	ug/L	ND	1.0	10/28/17 16:49	
1,1-Dichloropropene	ug/L	ND	1.0	10/28/17 16:49	
1,2,3-Trichlorobenzene	ug/L	ND	1.0	10/28/17 16:49	
1,2,3-Trichloropropane	ug/L	ND	1.0	10/28/17 16:49	
1,2,4-Trichlorobenzene	ug/L	ND	1.0	10/28/17 16:49	
1,2-Dibromo-3-chloropropane	ug/L	ND	2.0	10/28/17 16:49	
1,2-Dibromoethane (EDB)	ug/L	ND	1.0	10/28/17 16:49	
1,2-Dichlorobenzene	ug/L	ND	1.0	10/28/17 16:49	
1,2-Dichloroethane	ug/L	ND	1.0	10/28/17 16:49	
1,2-Dichloropropane	ug/L	ND	1.0	10/28/17 16:49	
1,3-Dichlorobenzene	ug/L	ND	1.0	10/28/17 16:49	
1,3-Dichloropropane	ug/L	ND	1.0	10/28/17 16:49	
1,4-Dichlorobenzene	ug/L	ND	1.0	10/28/17 16:49	
2,2-Dichloropropane	ug/L	ND	1.0	10/28/17 16:49	
2-Butanone (MEK)	ug/L	ND	5.0	10/28/17 16:49	
2-Chlorotoluene	ug/L	ND	1.0	10/28/17 16:49	
2-Hexanone	ug/L	ND	5.0	10/28/17 16:49	
4-Chlorotoluene	ug/L	ND	1.0	10/28/17 16:49	
4-Methyl-2-pentanone (MIBK)	ug/L	ND	5.0	10/28/17 16:49	
Acetone	ug/L	ND	25.0	10/28/17 16:49	
Benzene	ug/L	ND	1.0	10/28/17 16:49	
Bromobenzene	ug/L	ND	1.0	10/28/17 16:49	
Bromochloromethane	ug/L	ND	1.0	10/28/17 16:49	
Bromodichloromethane	ug/L	ND	1.0	10/28/17 16:49	
Bromoform	ug/L	ND	1.0	10/28/17 16:49	
Bromomethane	ug/L	ND	2.0	10/28/17 16:49	
Carbon tetrachloride	ug/L	ND	1.0	10/28/17 16:49	
Chlorobenzene	ug/L	ND	1.0	10/28/17 16:49	
Chloroethane	ug/L	ND	1.0	10/28/17 16:49	
Chloroform	ug/L	ND	1.0	10/28/17 16:49	
Chloromethane	ug/L	ND	1.0	10/28/17 16:49	
cis-1,2-Dichloroethene	ug/L	ND	1.0	10/28/17 16:49	
cis-1,3-Dichloropropene	ug/L	ND	1.0	10/28/17 16:49	
Dibromochloromethane	ug/L	ND	1.0	10/28/17 16:49	
Dibromomethane	ug/L	ND	1.0	10/28/17 16:49	

Results presented on this page are in the units indicated by the "Units" column except where an alternate unit is presented to the right of the result.

REPORT OF LABORATORY ANALYSIS

This report shall not be reproduced, except in full,
without the written consent of Pace Analytical Services, LLC.

QUALITY CONTROL DATA

Project: Matrix Newnan, GA

Pace Project No.: 92359781

METHOD BLANK: 2130694

Matrix: Water

Associated Lab Samples: 92359781001, 92359781002, 92359781003, 92359781004, 92359781005, 92359781006, 92359781007, 92359781008, 92359781010, 92359781011

Parameter	Units	Blank Result	Reporting Limit	Analyzed	Qualifiers
Dichlorodifluoromethane	ug/L	ND	1.0	10/28/17 16:49	
Diisopropyl ether	ug/L	ND	1.0	10/28/17 16:49	
Ethylbenzene	ug/L	ND	1.0	10/28/17 16:49	
Hexachloro-1,3-butadiene	ug/L	ND	1.0	10/28/17 16:49	
m&p-Xylene	ug/L	ND	2.0	10/28/17 16:49	
Methyl-tert-butyl ether	ug/L	ND	1.0	10/28/17 16:49	
Methylene Chloride	ug/L	ND	2.0	10/28/17 16:49	
Naphthalene	ug/L	ND	1.0	10/28/17 16:49	
o-Xylene	ug/L	ND	1.0	10/28/17 16:49	
p-Isopropyltoluene	ug/L	ND	1.0	10/28/17 16:49	
Styrene	ug/L	ND	1.0	10/28/17 16:49	
Tetrachloroethene	ug/L	ND	1.0	10/28/17 16:49	
Toluene	ug/L	ND	1.0	10/28/17 16:49	
trans-1,2-Dichloroethene	ug/L	ND	1.0	10/28/17 16:49	
trans-1,3-Dichloropropene	ug/L	ND	1.0	10/28/17 16:49	
Trichloroethene	ug/L	ND	1.0	10/28/17 16:49	
Trichlorofluoromethane	ug/L	ND	1.0	10/28/17 16:49	
Vinyl acetate	ug/L	ND	2.0	10/28/17 16:49	
Vinyl chloride	ug/L	ND	1.0	10/28/17 16:49	
Xylene (Total)	ug/L	ND	1.0	10/28/17 16:49	
1,2-Dichloroethane-d4 (S)	%	86	70-130	10/28/17 16:49	
4-Bromofluorobenzene (S)	%	98	70-130	10/28/17 16:49	
Toluene-d8 (S)	%	108	70-130	10/28/17 16:49	

LABORATORY CONTROL SAMPLE: 2130695

Parameter	Units	Spike Conc.	LCS Result	LCS % Rec	% Rec Limits	Qualifiers
1,1,1,2-Tetrachloroethane	ug/L	50	52.3	105	70-130	
1,1,1-Trichloroethane	ug/L	50	48.6	97	70-130	
1,1,2,2-Tetrachloroethane	ug/L	50	50.5	101	70-130	
1,1,2-Trichloroethane	ug/L	50	50.3	101	70-130	
1,1-Dichloroethane	ug/L	50	47.0	94	70-130	
1,1-Dichloroethene	ug/L	50	47.7	95	70-132	
1,1-Dichloropropene	ug/L	50	53.9	108	70-130	
1,2,3-Trichlorobenzene	ug/L	50	54.2	108	70-135	
1,2,3-Trichloropropane	ug/L	50	52.2	104	70-130	
1,2,4-Trichlorobenzene	ug/L	50	53.9	108	70-134	
1,2-Dibromo-3-chloropropane	ug/L	50	49.3	99	70-130	
1,2-Dibromoethane (EDB)	ug/L	50	55.1	110	70-130	
1,2-Dichlorobenzene	ug/L	50	52.6	105	70-130	
1,2-Dichloroethane	ug/L	50	44.5	89	70-130	
1,2-Dichloropropane	ug/L	50	51.0	102	70-130	
1,3-Dichlorobenzene	ug/L	50	52.4	105	70-130	

Results presented on this page are in the units indicated by the "Units" column except where an alternate unit is presented to the right of the result.

REPORT OF LABORATORY ANALYSIS

This report shall not be reproduced, except in full,
without the written consent of Pace Analytical Services, LLC.

QUALITY CONTROL DATA

Project: Matrix Newnan, GA

Pace Project No.: 92359781

LABORATORY CONTROL SAMPLE: 2130695

Parameter	Units	Spike Conc.	LCS Result	LCS % Rec	% Rec Limits	Qualifiers
1,3-Dichloropropane	ug/L	50	56.2	112	70-130	
1,4-Dichlorobenzene	ug/L	50	51.7	103	70-130	
2,2-Dichloropropane	ug/L	50	49.3	99	58-145	
2-Butanone (MEK)	ug/L	100	87.2	87	70-145	
2-Chlorotoluene	ug/L	50	51.0	102	70-130	
2-Hexanone	ug/L	100	86.1	86	70-144	
4-Chlorotoluene	ug/L	50	52.3	105	70-130	
4-Methyl-2-pentanone (MIBK)	ug/L	100	79.3	79	70-140	
Acetone	ug/L	100	90.7	91	50-175	
Benzene	ug/L	50	51.0	102	70-130	
Bromobenzene	ug/L	50	52.8	106	70-130	
Bromochloromethane	ug/L	50	51.7	103	70-130	
Bromodichloromethane	ug/L	50	46.6	93	70-130	
Bromoform	ug/L	50	47.9	96	70-130	
Bromomethane	ug/L	50	37.9	76	54-130	
Carbon tetrachloride	ug/L	50	46.8	94	70-132	
Chlorobenzene	ug/L	50	51.0	102	70-130	
Chloroethane	ug/L	50	48.8	98	64-134	
Chloroform	ug/L	50	46.2	92	70-130	
Chloromethane	ug/L	50	39.6	79	64-130	
cis-1,2-Dichloroethene	ug/L	50	47.4	95	70-131	
cis-1,3-Dichloropropene	ug/L	50	53.1	106	70-130	
Dibromochloromethane	ug/L	50	47.3	95	70-130	
Dibromomethane	ug/L	50	47.7	95	70-131	
Dichlorodifluoromethane	ug/L	50	45.9	92	56-130	
Diisopropyl ether	ug/L	50	45.3	91	70-130	
Ethylbenzene	ug/L	50	52.0	104	70-130	
Hexachloro-1,3-butadiene	ug/L	50	50.1	100	70-130	
m&p-Xylene	ug/L	100	102	102	70-130	
Methyl-tert-butyl ether	ug/L	50	56.7	113	70-130	
Methylene Chloride	ug/L	50	38.5	77	63-130	
Naphthalene	ug/L	50	56.8	114	70-138	
o-Xylene	ug/L	50	53.0	106	70-130	
p-Isopropyltoluene	ug/L	50	54.5	109	70-130	
Styrene	ug/L	50	52.2	104	70-130	
Tetrachloroethene	ug/L	50	52.4	105	70-130	
Toluene	ug/L	50	47.8	96	70-130	
trans-1,2-Dichloroethene	ug/L	50	47.6	95	70-130	
trans-1,3-Dichloropropene	ug/L	50	51.3	103	70-132	
Trichloroethene	ug/L	50	51.7	103	70-130	
Trichlorofluoromethane	ug/L	50	48.8	98	62-133	
Vinyl acetate	ug/L	100	82.8	83	66-157	
Vinyl chloride	ug/L	50	52.1	104	50-150	
Xylene (Total)	ug/L	150	155	104	70-130	
1,2-Dichloroethane-d4 (S)	%			92	70-130	
4-Bromofluorobenzene (S)	%			97	70-130	
Toluene-d8 (S)	%			94	70-130	

Results presented on this page are in the units indicated by the "Units" column except where an alternate unit is presented to the right of the result.

REPORT OF LABORATORY ANALYSIS

This report shall not be reproduced, except in full,
without the written consent of Pace Analytical Services, LLC.

QUALITY CONTROL DATA

Project: Matrix Newnan, GA

Pace Project No.: 92359781

MATRIX SPIKE SAMPLE: 2131054		92359781001	Spike	MS	MS	% Rec	
Parameter	Units	Result	Conc.	Result	% Rec	Limits	Qualifiers
1,1,1,2-Tetrachloroethane	ug/L	ND	20	19.9	99	70-130	
1,1,1-Trichloroethane	ug/L	ND	20	21.7	108	70-130	
1,1,2,2-Tetrachloroethane	ug/L	ND	20	19.9	99	70-130	
1,1,2-Trichloroethane	ug/L	ND	20	21.3	106	70-130	
1,1-Dichloroethane	ug/L	ND	20	21.2	106	70-130	
1,1-Dichloroethene	ug/L	ND	20	22.5	113	70-166	
1,1-Dichloropropene	ug/L	ND	20	23.2	116	70-130	
1,2,3-Trichlorobenzene	ug/L	ND	20	22.0	110	70-130	
1,2,3-Trichloropropane	ug/L	ND	20	20.2	101	70-130	
1,2,4-Trichlorobenzene	ug/L	ND	20	21.5	108	70-130	
1,2-Dibromo-3-chloropropane	ug/L	ND	20	20.2	101	70-130	
1,2-Dibromoethane (EDB)	ug/L	ND	20	20.6	103	70-130	
1,2-Dichlorobenzene	ug/L	ND	20	21.4	107	70-130	
1,2-Dichloroethane	ug/L	ND	20	18.7	94	70-130	
1,2-Dichloropropane	ug/L	ND	20	21.8	109	70-130	
1,3-Dichlorobenzene	ug/L	ND	20	20.8	104	70-130	
1,3-Dichloropropane	ug/L	ND	20	21.0	105	70-130	
1,4-Dichlorobenzene	ug/L	ND	20	20.9	105	70-130	
2,2-Dichloropropane	ug/L	ND	20	20.1	101	70-130	
2-Butanone (MEK)	ug/L	ND	40	35.6	89	70-130	
2-Chlorotoluene	ug/L	ND	20	21.2	106	70-130	
2-Hexanone	ug/L	ND	40	32.6	82	70-130	
4-Chlorotoluene	ug/L	ND	20	21.6	108	70-130	
4-Methyl-2-pentanone (MIBK)	ug/L	ND	40	30.6	76	70-130	
Acetone	ug/L	ND	40	36.5	91	70-130	
Benzene	ug/L	ND	20	22.4	112	70-148	
Bromobenzene	ug/L	ND	20	21.9	109	70-130	
Bromochloromethane	ug/L	ND	20	21.8	109	70-130	
Bromodichloromethane	ug/L	ND	20	20.4	102	70-130	
Bromoform	ug/L	ND	20	19.3	97	70-130	
Bromomethane	ug/L	ND	20	21.7	108	70-130	
Carbon tetrachloride	ug/L	ND	20	21.1	105	70-130	
Chlorobenzene	ug/L	ND	20	21.4	107	70-146	
Chloroethane	ug/L	ND	20	23.6	118	70-130	
Chloroform	ug/L	ND	20	20.5	101	70-130	
Chloromethane	ug/L	ND	20	20.9	105	70-130	
cis-1,2-Dichloroethene	ug/L	ND	20	21.7	109	70-130	
cis-1,3-Dichloropropene	ug/L	ND	20	21.1	106	70-130	
Dibromochloromethane	ug/L	ND	20	19.4	97	70-130	
Dibromomethane	ug/L	ND	20	20.5	103	70-130	
Dichlorodifluoromethane	ug/L	ND	20	24.9	125	70-130	
Diisopropyl ether	ug/L	ND	20	17.0	85	70-130	
Ethylbenzene	ug/L	ND	20	21.3	107	70-130	
Hexachloro-1,3-butadiene	ug/L	ND	20	21.3	106	70-130	
m&p-Xylene	ug/L	ND	40	42.3	106	70-130	
Methyl-tert-butyl ether	ug/L	ND	20	20.9	105	70-130	
Methylene Chloride	ug/L	ND	20	14.0	70	70-130	

Results presented on this page are in the units indicated by the "Units" column except where an alternate unit is presented to the right of the result.

REPORT OF LABORATORY ANALYSIS

This report shall not be reproduced, except in full,
without the written consent of Pace Analytical Services, LLC.

QUALITY CONTROL DATA

Project: Matrix Newnan, GA

Pace Project No.: 92359781

MATRIX SPIKE SAMPLE: 2131054		92359781001	Spike	MS	MS	% Rec	
Parameter	Units	Result	Conc.	Result	% Rec	Limits	Qualifiers
Naphthalene	ug/L	ND	20	22.0	110	70-130	
o-Xylene	ug/L	ND	20	21.1	106	70-130	
p-Isopropyltoluene	ug/L	ND	20	22.3	112	70-130	
Styrene	ug/L	ND	20	20.0	100	70-130	
Tetrachloroethene	ug/L	1.7	20	23.5	109	70-130	
Toluene	ug/L	ND	20	22.0	110	70-155	
trans-1,2-Dichloroethene	ug/L	ND	20	21.7	109	70-130	
trans-1,3-Dichloropropene	ug/L	ND	20	20.2	101	70-130	
Trichloroethene	ug/L	ND	20	23.6	118	69-151	
Trichlorofluoromethane	ug/L	ND	20	23.1	116	70-130	
Vinyl acetate	ug/L	ND	40	30.2	75	70-130	
Vinyl chloride	ug/L	ND	20	26.6	133	70-130	M1
1,2-Dichloroethane-d4 (S)	%				90	70-130	
4-Bromofluorobenzene (S)	%				96	70-130	
Toluene-d8 (S)	%				100	70-130	

SAMPLE DUPLICATE: 2131055

Parameter	Units	92359781002	Dup	RPD	Qualifiers
		Result	Result		
1,1,1,2-Tetrachloroethane	ug/L	ND	ND		
1,1,1-Trichloroethane	ug/L	ND	ND		
1,1,2,2-Tetrachloroethane	ug/L	ND	ND		
1,1,2-Trichloroethane	ug/L	ND	ND		
1,1-Dichloroethane	ug/L	ND	ND		
1,1-Dichloroethene	ug/L	ND	ND		
1,1-Dichloropropene	ug/L	ND	ND		
1,2,3-Trichlorobenzene	ug/L	ND	ND		
1,2,3-Trichloropropane	ug/L	ND	ND		
1,2,4-Trichlorobenzene	ug/L	ND	ND		
1,2-Dibromo-3-chloropropane	ug/L	ND	ND		
1,2-Dibromoethane (EDB)	ug/L	ND	ND		
1,2-Dichlorobenzene	ug/L	ND	ND		
1,2-Dichloroethane	ug/L	ND	ND		
1,2-Dichloropropane	ug/L	ND	ND		
1,3-Dichlorobenzene	ug/L	ND	ND		
1,3-Dichloropropane	ug/L	ND	ND		
1,4-Dichlorobenzene	ug/L	ND	ND		
2,2-Dichloropropane	ug/L	ND	ND		
2-Butanone (MEK)	ug/L	ND	ND		
2-Chlorotoluene	ug/L	ND	ND		
2-Hexanone	ug/L	ND	ND		
4-Chlorotoluene	ug/L	ND	ND		
4-Methyl-2-pentanone (MIBK)	ug/L	ND	ND		
Acetone	ug/L	ND	ND		
Benzene	ug/L	ND	ND		

Results presented on this page are in the units indicated by the "Units" column except where an alternate unit is presented to the right of the result.

REPORT OF LABORATORY ANALYSIS

This report shall not be reproduced, except in full,
without the written consent of Pace Analytical Services, LLC.

QUALITY CONTROL DATA

Project: Matrix Newnan, GA

Pace Project No.: 92359781

SAMPLE DUPLICATE: 2131055

Parameter	Units	92359781002 Result	Dup Result	RPD	Qualifiers
Bromobenzene	ug/L	ND	ND		
Bromochloromethane	ug/L	ND	ND		
Bromodichloromethane	ug/L	ND	ND		
Bromoform	ug/L	ND	ND		
Bromomethane	ug/L	ND	ND		
Carbon tetrachloride	ug/L	ND	ND		
Chlorobenzene	ug/L	ND	ND		
Chloroethane	ug/L	ND	ND		
Chloroform	ug/L	ND	ND		
Chloromethane	ug/L	ND	ND		
cis-1,2-Dichloroethene	ug/L	ND	ND		
cis-1,3-Dichloropropene	ug/L	ND	ND		
Dibromochloromethane	ug/L	ND	ND		
Dibromomethane	ug/L	ND	ND		
Dichlorodifluoromethane	ug/L	ND	ND		
Diisopropyl ether	ug/L	ND	ND		
Ethylbenzene	ug/L	ND	ND		
Hexachloro-1,3-butadiene	ug/L	ND	ND		
m&p-Xylene	ug/L	ND	ND		
Methyl-tert-butyl ether	ug/L	ND	ND		
Methylene Chloride	ug/L	ND	ND		
Naphthalene	ug/L	ND	ND		
o-Xylene	ug/L	ND	ND		
p-Isopropyltoluene	ug/L	ND	ND		
Styrene	ug/L	ND	ND		
Tetrachloroethene	ug/L	ND	ND		
Toluene	ug/L	ND	ND		
trans-1,2-Dichloroethene	ug/L	ND	ND		
trans-1,3-Dichloropropene	ug/L	ND	ND		
Trichloroethene	ug/L	ND	ND		
Trichlorofluoromethane	ug/L	ND	ND		
Vinyl acetate	ug/L	ND	ND		
Vinyl chloride	ug/L	ND	ND		
Xylene (Total)	ug/L	ND	ND		
1,2-Dichloroethane-d4 (S)	%	91	90	0	
4-Bromofluorobenzene (S)	%	95	93	2	
Toluene-d8 (S)	%	107	101	5	

Results presented on this page are in the units indicated by the "Units" column except where an alternate unit is presented to the right of the result.

REPORT OF LABORATORY ANALYSIS

This report shall not be reproduced, except in full,
without the written consent of Pace Analytical Services, LLC.

QUALIFIERS

Project: Matrix Newnan, GA

Pace Project No.: 92359781

DEFINITIONS

DF - Dilution Factor, if reported, represents the factor applied to the reported data due to dilution of the sample aliquot.

ND - Not Detected at or above adjusted reporting limit.

TNTC - Too Numerous To Count

J - Estimated concentration above the adjusted method detection limit and below the adjusted reporting limit.

MDL - Adjusted Method Detection Limit.

PQL - Practical Quantitation Limit.

RL - Reporting Limit.

S - Surrogate

1,2-Diphenylhydrazine decomposes to and cannot be separated from Azobenzene using Method 8270. The result for each analyte is a combined concentration.

Consistent with EPA guidelines, unrounded data are displayed and have been used to calculate % recovery and RPD values.

LCS(D) - Laboratory Control Sample (Duplicate)

MS(D) - Matrix Spike (Duplicate)

DUP - Sample Duplicate

RPD - Relative Percent Difference

NC - Not Calculable.

SG - Silica Gel - Clean-Up

U - Indicates the compound was analyzed for, but not detected.

Acid preservation may not be appropriate for 2 Chloroethylvinyl ether.

A separate vial preserved to a pH of 4-5 is recommended in SW846 Chapter 4 for the analysis of Acrolein and Acrylonitrile by EPA Method 8260.

N-Nitrosodiphenylamine decomposes and cannot be separated from Diphenylamine using Method 8270. The result reported for each analyte is a combined concentration.

Pace Analytical is TNI accredited. Contact your Pace PM for the current list of accredited analytes.

TNI - The NELAC Institute.

LABORATORIES

PASI-C Pace Analytical Services - Charlotte

ANALYTE QUALIFIERS

M1 Matrix spike recovery exceeded QC limits. Batch accepted based on laboratory control sample (LCS) recovery.

REPORT OF LABORATORY ANALYSIS

This report shall not be reproduced, except in full,
without the written consent of Pace Analytical Services, LLC.

QUALITY CONTROL DATA CROSS REFERENCE TABLE

Project: Matrix Newnan, GA
Pace Project No.: 92359781

Lab ID	Sample ID	QC Batch Method	QC Batch	Analytical Method	Analytical Batch
92359781001	TMW-4	EPA 8260	384382		
92359781002	TMW-3	EPA 8260	384382		
92359781003	DUP-1	EPA 8260	384382		
92359781004	TMW-5	EPA 8260	384382		
92359781005	TMW-7	EPA 8260	384382		
92359781006	TMW-12	EPA 8260	384382		
92359781007	TMW-11	EPA 8260	384382		
92359781008	TMW-10	EPA 8260	384382		
92359781009	TMW-2A	EPA 8260	384274		
92359781010	TMW-2	EPA 8260	384382		
92359781011	Trip Blank	EPA 8260	384382		

REPORT OF LABORATORY ANALYSIS

This report shall not be reproduced, except in full,
without the written consent of Pace Analytical Services, LLC.



Document Name:
Sample Condition Upon Receipt (SCUR)
 Document No.:
F-CAR-CS-033-Rev.04

Document Revised: August 4, 2017
 Page 1 of 2
 Issuing Authority:
 Pace Quality Office

Laboratory receiving samples:

Asheville Eden Greenwood Huntersville Raleigh Mechanicsville

Sample Condition
 Upon Receipt

Client Name:

Amec

Project #: **WO# : 92359781**



Courier: Fed Ex UPS USPS Client
 Commercial Pace Other: _____

Custody Seal Present? Yes No Seals Intact? Yes No

Date/Initials Person Examining Contents: 10-19-17

Packing Material: Bubble Wrap Bubble Bags None Other

Biological Tissue Frozen?

Thermometer: IR Gun ID: 1702 Type of Ice: Wet Blue None

Yes No N/A

Correction Factor: Cooler Temp Corrected (°C): 2.4

Temp should be above freezing to 6°C
 Samples out of temp criteria. Samples on ice, cooling process has begun

USDA Regulated Soil (N/A, water sample)

Did samples originate in a quarantine zone within the United States: CA, NY, or SC (check maps)?
 Yes No

Did samples originate from a foreign source (internationally, including Hawaii and Puerto Rico)? Yes No

			Comments/Discrepancy:
Chain of Custody Present?	<input checked="" type="checkbox"/> Yes <input type="checkbox"/> No <input type="checkbox"/> N/A	1.	
Samples Arrived within Hold Time?	<input checked="" type="checkbox"/> Yes <input type="checkbox"/> No <input type="checkbox"/> N/A	2.	
Short Hold Time Analysis (<72 hr.)?	<input type="checkbox"/> Yes <input checked="" type="checkbox"/> No <input type="checkbox"/> N/A	3.	
Rush Turn Around Time Requested?	<input type="checkbox"/> Yes <input checked="" type="checkbox"/> No <input type="checkbox"/> N/A	4.	
Sufficient Volume?	<input checked="" type="checkbox"/> Yes <input type="checkbox"/> No <input type="checkbox"/> N/A	5.	
Correct Containers Used?	<input checked="" type="checkbox"/> Yes <input type="checkbox"/> No <input type="checkbox"/> N/A	6.	
-Pace Containers Used?	<input checked="" type="checkbox"/> Yes <input type="checkbox"/> No <input type="checkbox"/> N/A		
Containers Intact?	<input checked="" type="checkbox"/> Yes <input type="checkbox"/> No <input type="checkbox"/> N/A	7.	
Dissolved analysis: Samples Field Filtered?	<input type="checkbox"/> Yes <input checked="" type="checkbox"/> No <input type="checkbox"/> N/A	8.	
Sample Labels Match COC?	<input checked="" type="checkbox"/> Yes <input type="checkbox"/> No <input type="checkbox"/> N/A	9.	
-Includes Date/Time/ID/Analysis Matrix: <u>W17</u>			
Headspace in VOA Vials (>5-6mm)?	<input type="checkbox"/> Yes <input checked="" type="checkbox"/> No <input type="checkbox"/> N/A	10.	
Trip Blank Present?	<input checked="" type="checkbox"/> Yes <input type="checkbox"/> No <input type="checkbox"/> N/A	11.	
Trip Blank Custody Seals Present?	<input checked="" type="checkbox"/> Yes <input type="checkbox"/> No <input type="checkbox"/> N/A		

CLIENT NOTIFICATION/RESOLUTION

Field Data Required? Yes No

Person Contacted: _____ Date/Time: _____

Comments/Sample Discrepancy: _____

Lot ID of split containers:

Project Manager SCUR Review: [Signature]

Date: 10/19

Project Manager SRF Review: [Signature]

Date: 10/19

Note: Whenever there is a discrepancy affecting North Carolina compliance samples, a copy of this form will be sent to the North Carolina DEHNR Certification Office (i.e. Out of hold, incorrect preservative, out of temp, incorrect containers)

*Check mark top half of box if pH and/or dechlorination is verified and within the acceptance range for preservation samples.
 **Bottom half of box is to list number of bottles

Project #

NO#: 92359781

PH: PTE Due Date: 11/02/17
 CLIENT: 92-AMEC KY

Item#	Description	Checkmark
1	BP4U-125 mL Plastic Unpreserved (N/A) (Cl-)	/
2	BP3U-250 mL Plastic Unpreserved (N/A)	/
3	BP2U-500 mL Plastic Unpreserved (N/A)	/
4	BP1U-1 liter Plastic Unpreserved (N/A)	/
5	BP4S-125 mL Plastic H2SO4 (pH < 2) (Cl-)	/
6	BP3N-250 mL plastic HNO3 (pH < 2)	/
7	BP4Z-125 mL Plastic ZN Acetate & NaOH (>9)	/
8	BP4C-125 mL Plastic NaOH (pH > 12) (Cl-)	/
9	WG FU-Wide-mouthed Glass jar Unpreserved	/
10	AG1U-1 liter Amber Unpreserved (N/A) (Cl-)	/
11	AG1H-1 liter Amber HCl (pH < 2)	/
12	AG3U-250 mL Amber Unpreserved (N/A) (Cl-)	/
	AG1S-1 liter Amber H2SO4 (pH < 2)	/
	AG3S-250 mL Amber H2SO4 (pH < 2)	/
	AG3A(DG3A)-250 mL Amber NH4Cl (N/A)(Cl-)	/
	DG9H-40 mL VOA HCl (N/A)	W
	VG9T-40 mL VOA Na2S2O3 (N/A)	W
	VG9U-40 mL VOA Unp (N/A)	W
	DG9P-40 mL VOA H3PO4 (N/A)	W
	VOAK (6 vials per kit)-5035 kit (N/A)	W
	V/GK (3 vials per kit)-VPH/Gas kit (N/A)	W
	SP5T-125 mL Sterile Plastic (N/A – lab)	W
	SP2T-250 mL Sterile Plastic (N/A – lab)	W
	BP3A-250 mL Plastic (NH2)2SO4 (9.3-9.7)	/
	Cubitainer	/
	VSGU-20 mL Scintillation vials (N/A)	/
	GN	/

pH Adjustment Log for Preserved Samples

Sample ID	Type of Preservative	pH upon receipt	Date preservation adjusted	Time preservation adjusted	Amount of Preservative added	Lot #



CHAIN-OF-CUSTODY / Analytical Request Document

The Chain-of-Custody is a LEGAL DOCUMENT. All relevant fields must be completed accurately.

Section A Required Client Information:		Section B Required Project Information:		Section C Invoice Information:		Regulatory Agency	
Company: AMEC (Indianapolis)		Report To: Lane, Doug		Attention: Mary Beth Fields			
Address: 11003 Bluegrass Pkwy		Copy To:		Company Name:			
Louisville, KY 40299		Purchase Order #:		Address:			
Email:		Project Name: Matrix Newman, GA		Pace Quote:		State / Location	
Phone: Fax:		Project #: 942803100		Pace Project Manager: taylor.ezell@pacelabs.com,		GA	
Requested Due Date: Standard				Pace Profile #: 3384-1			

ITEM #	SAMPLE ID One Character per box. (A-Z, 0-9, -,) Sample IDs must be unique	MATRIX Drinking Water DW Water WT Waste Water WW Product P Soil/Solid SL Oil OL Wipe WP Air AR Other OT Tissue TS	CODE	MATRIX CODE (see valid codes to left)	SAMPLE TYPE (G=GRAB C=COMP)	COLLECTED				SAMPLE TEMP AT COLLECTION	# OF CONTAINERS	Preservatives								Analyses Test Y/N	Requested Analysis Filtered (Y/N)	Residual Chlorine (Y/N)		
						START		END				Unpreserved	H2SO4	HNO3	HCl	NaOH	Na2S2O3	Methanol	Other					
						DATE	TIME	DATE	TIME															
1	TMW-4	WTG				10-17	14:55		3															92359781
2	TMW-3	WTG				10-17	16:11		3															001
3	DUP-1	WTG				10-17			3															002
4	TMW-5	WTG				10-17	17:45		3															003
5	TMW-7	WTG				10-18	10:13		3															004
6	TMW-12	WTG				10-18	11:40		3															005
7	TMW-11	WTG				10-18	12:42		3															006
8	TMW-10	WTG				10-18	14:12		3															007
9	TMW-2A	WTG				10-18	15:57		3															008
10	TMW-2A MS/MSD	WTG				10-18	15:57		3															009
11	TMW-2	WTG				10-18	17:15		3															1
12	Trip Blank	WT							2															010

ADDITIONAL COMMENTS	RELINQUISHED BY / AFFILIATION	DATE	TIME	ACCEPTED BY / AFFILIATION	DATE	TIME	SAMPLE CONDITIONS				
	Mila Eldridge Amec	10-18-17	19:00	CWren Pace	10/19/17	9:30	24	4	~	4	

SAMPLER NAME AND SIGNATURE		TEMP in C	Received on Ice (Y/N)	Custody Sealed Cooler (Y/N)	Samples Intact (Y/N)
PRINT Name of SAMPLER: Mila Eldridge					
SIGNATURE of SAMPLER: Mila Eldridge					

October 31, 2017

Kentucky
Amec Foster Wheeler
11003 Bluegrass Pkwy
Louisville, KY 40299

RE: Project: Matrix Newnan, GA
Pace Project No.: 92359987

Dear Kentucky:

Enclosed are the analytical results for sample(s) received by the laboratory on October 20, 2017. The results relate only to the samples included in this report. Results reported herein conform to the most current, applicable TNI/NELAC standards and the laboratory's Quality Assurance Manual, where applicable, unless otherwise noted in the body of the report.

If you have any questions concerning this report, please feel free to contact me.

Sincerely,



Taylor Ezell
taylor.ezell@pacelabs.com
(704)875-9092
Project Manager

Enclosures



REPORT OF LABORATORY ANALYSIS

This report shall not be reproduced, except in full,
without the written consent of Pace Analytical Services, LLC.

CERTIFICATIONS

Project: Matrix Newnan, GA

Pace Project No.: 92359987

Charlotte Certification IDs

9800 Kincey Ave. Ste 100, Huntersville, NC 28078

Louisiana/NELAP Certification # LA170028

North Carolina Drinking Water Certification #: 37706

North Carolina Field Services Certification #: 5342

North Carolina Wastewater Certification #: 12

South Carolina Certification #: 99006001

Florida/NELAP Certification #: E87627

Kentucky UST Certification #: 84

Virginia/VELAP Certification #: 460221

REPORT OF LABORATORY ANALYSIS

This report shall not be reproduced, except in full,
without the written consent of Pace Analytical Services, LLC.

SAMPLE ANALYTE COUNT

Project: Matrix Newnan, GA

Pace Project No.: 92359987

Lab ID	Sample ID	Method	Analysts	Analytes Reported	Laboratory
92359987001	TMW-13	EPA 8260	ZDO	63	PASI-C
92359987002	TMW-6	EPA 8260	ZDO	63	PASI-C
92359987003	TMW-1	EPA 8260	ZDO	63	PASI-C
92359987004	TMW-8	EPA 8260	ZDO	63	PASI-C
92359987005	TMW-9	EPA 8260	ZDO	63	PASI-C

REPORT OF LABORATORY ANALYSIS

This report shall not be reproduced, except in full,
without the written consent of Pace Analytical Services, LLC.

ANALYTICAL RESULTS

Project: Matrix Newnan, GA

Pace Project No.: 92359987

Sample: TMW-13		Lab ID: 92359987001	Collected: 10/19/17 08:55	Received: 10/20/17 09:50	Matrix: Water			
Parameters	Results	Units	Report Limit	DF	Prepared	Analyzed	CAS No.	Qual
8260 MSV Low Level		Analytical Method: EPA 8260						
Acetone	ND	ug/L	25.0	1		10/28/17 21:25	67-64-1	
Benzene	ND	ug/L	1.0	1		10/28/17 21:25	71-43-2	
Bromobenzene	ND	ug/L	1.0	1		10/28/17 21:25	108-86-1	
Bromochloromethane	ND	ug/L	1.0	1		10/28/17 21:25	74-97-5	
Bromodichloromethane	ND	ug/L	1.0	1		10/28/17 21:25	75-27-4	
Bromoform	ND	ug/L	1.0	1		10/28/17 21:25	75-25-2	
Bromomethane	ND	ug/L	2.0	1		10/28/17 21:25	74-83-9	
2-Butanone (MEK)	ND	ug/L	5.0	1		10/28/17 21:25	78-93-3	
Carbon tetrachloride	ND	ug/L	1.0	1		10/28/17 21:25	56-23-5	
Chlorobenzene	ND	ug/L	1.0	1		10/28/17 21:25	108-90-7	
Chloroethane	ND	ug/L	1.0	1		10/28/17 21:25	75-00-3	
Chloroform	4.4	ug/L	1.0	1		10/28/17 21:25	67-66-3	
Chloromethane	ND	ug/L	1.0	1		10/28/17 21:25	74-87-3	
2-Chlorotoluene	ND	ug/L	1.0	1		10/28/17 21:25	95-49-8	
4-Chlorotoluene	ND	ug/L	1.0	1		10/28/17 21:25	106-43-4	
1,2-Dibromo-3-chloropropane	ND	ug/L	2.0	1		10/28/17 21:25	96-12-8	
Dibromochloromethane	ND	ug/L	1.0	1		10/28/17 21:25	124-48-1	
1,2-Dibromoethane (EDB)	ND	ug/L	1.0	1		10/28/17 21:25	106-93-4	
Dibromomethane	ND	ug/L	1.0	1		10/28/17 21:25	74-95-3	
1,2-Dichlorobenzene	ND	ug/L	1.0	1		10/28/17 21:25	95-50-1	
1,3-Dichlorobenzene	ND	ug/L	1.0	1		10/28/17 21:25	541-73-1	
1,4-Dichlorobenzene	ND	ug/L	1.0	1		10/28/17 21:25	106-46-7	
Dichlorodifluoromethane	ND	ug/L	1.0	1		10/28/17 21:25	75-71-8	
1,1-Dichloroethane	ND	ug/L	1.0	1		10/28/17 21:25	75-34-3	
1,2-Dichloroethane	ND	ug/L	1.0	1		10/28/17 21:25	107-06-2	
1,1-Dichloroethene	ND	ug/L	1.0	1		10/28/17 21:25	75-35-4	
cis-1,2-Dichloroethene	ND	ug/L	1.0	1		10/28/17 21:25	156-59-2	
trans-1,2-Dichloroethene	ND	ug/L	1.0	1		10/28/17 21:25	156-60-5	
1,2-Dichloropropane	ND	ug/L	1.0	1		10/28/17 21:25	78-87-5	
1,3-Dichloropropane	ND	ug/L	1.0	1		10/28/17 21:25	142-28-9	
2,2-Dichloropropane	ND	ug/L	1.0	1		10/28/17 21:25	594-20-7	
1,1-Dichloropropene	ND	ug/L	1.0	1		10/28/17 21:25	563-58-6	
cis-1,3-Dichloropropene	ND	ug/L	1.0	1		10/28/17 21:25	10061-01-5	
trans-1,3-Dichloropropene	ND	ug/L	1.0	1		10/28/17 21:25	10061-02-6	
Diisopropyl ether	ND	ug/L	1.0	1		10/28/17 21:25	108-20-3	
Ethylbenzene	ND	ug/L	1.0	1		10/28/17 21:25	100-41-4	
Hexachloro-1,3-butadiene	ND	ug/L	1.0	1		10/28/17 21:25	87-68-3	
2-Hexanone	ND	ug/L	5.0	1		10/28/17 21:25	591-78-6	
p-Isopropyltoluene	ND	ug/L	1.0	1		10/28/17 21:25	99-87-6	
Methylene Chloride	ND	ug/L	2.0	1		10/28/17 21:25	75-09-2	
4-Methyl-2-pentanone (MIBK)	ND	ug/L	5.0	1		10/28/17 21:25	108-10-1	
Methyl-tert-butyl ether	ND	ug/L	1.0	1		10/28/17 21:25	1634-04-4	
Naphthalene	ND	ug/L	1.0	1		10/28/17 21:25	91-20-3	
Styrene	ND	ug/L	1.0	1		10/28/17 21:25	100-42-5	
1,1,1,2-Tetrachloroethane	ND	ug/L	1.0	1		10/28/17 21:25	630-20-6	
1,1,2,2-Tetrachloroethane	ND	ug/L	1.0	1		10/28/17 21:25	79-34-5	
Tetrachloroethene	24.5	ug/L	1.0	1		10/28/17 21:25	127-18-4	

REPORT OF LABORATORY ANALYSIS

This report shall not be reproduced, except in full,
without the written consent of Pace Analytical Services, LLC.

ANALYTICAL RESULTS

Project: Matrix Newnan, GA

Pace Project No.: 92359987

Sample: TMW-13	Lab ID: 92359987001	Collected: 10/19/17 08:55	Received: 10/20/17 09:50	Matrix: Water				
Parameters	Results	Units	Report Limit	DF	Prepared	Analyzed	CAS No.	Qual
8260 MSV Low Level		Analytical Method: EPA 8260						
Toluene	ND	ug/L	1.0	1		10/28/17 21:25	108-88-3	
1,2,3-Trichlorobenzene	ND	ug/L	1.0	1		10/28/17 21:25	87-61-6	
1,2,4-Trichlorobenzene	ND	ug/L	1.0	1		10/28/17 21:25	120-82-1	
1,1,1-Trichloroethane	ND	ug/L	1.0	1		10/28/17 21:25	71-55-6	
1,1,2-Trichloroethane	ND	ug/L	1.0	1		10/28/17 21:25	79-00-5	
Trichloroethene	2.5	ug/L	1.0	1		10/28/17 21:25	79-01-6	
Trichlorofluoromethane	ND	ug/L	1.0	1		10/28/17 21:25	75-69-4	
1,2,3-Trichloropropane	ND	ug/L	1.0	1		10/28/17 21:25	96-18-4	
Vinyl acetate	ND	ug/L	2.0	1		10/28/17 21:25	108-05-4	
Vinyl chloride	ND	ug/L	1.0	1		10/28/17 21:25	75-01-4	
Xylene (Total)	ND	ug/L	1.0	1		10/28/17 21:25	1330-20-7	
m&p-Xylene	ND	ug/L	2.0	1		10/28/17 21:25	179601-23-1	
o-Xylene	ND	ug/L	1.0	1		10/28/17 21:25	95-47-6	
Surrogates								
4-Bromofluorobenzene (S)	97	%	70-130	1		10/28/17 21:25	460-00-4	
1,2-Dichloroethane-d4 (S)	91	%	70-130	1		10/28/17 21:25	17060-07-0	
Toluene-d8 (S)	106	%	70-130	1		10/28/17 21:25	2037-26-5	

REPORT OF LABORATORY ANALYSIS

This report shall not be reproduced, except in full,
without the written consent of Pace Analytical Services, LLC.

ANALYTICAL RESULTS

Project: Matrix Newnan, GA

Pace Project No.: 92359987

Sample: TMW-6		Lab ID: 92359987002	Collected: 10/19/17 10:33	Received: 10/20/17 09:50	Matrix: Water			
Parameters	Results	Units	Report Limit	DF	Prepared	Analyzed	CAS No.	Qual
8260 MSV Low Level		Analytical Method: EPA 8260						
Acetone	ND	ug/L	25.0	1		10/28/17 21:42	67-64-1	
Benzene	ND	ug/L	1.0	1		10/28/17 21:42	71-43-2	
Bromobenzene	ND	ug/L	1.0	1		10/28/17 21:42	108-86-1	
Bromochloromethane	ND	ug/L	1.0	1		10/28/17 21:42	74-97-5	
Bromodichloromethane	ND	ug/L	1.0	1		10/28/17 21:42	75-27-4	
Bromoform	ND	ug/L	1.0	1		10/28/17 21:42	75-25-2	
Bromomethane	ND	ug/L	2.0	1		10/28/17 21:42	74-83-9	
2-Butanone (MEK)	ND	ug/L	5.0	1		10/28/17 21:42	78-93-3	
Carbon tetrachloride	ND	ug/L	1.0	1		10/28/17 21:42	56-23-5	
Chlorobenzene	ND	ug/L	1.0	1		10/28/17 21:42	108-90-7	
Chloroethane	ND	ug/L	1.0	1		10/28/17 21:42	75-00-3	
Chloroform	ND	ug/L	1.0	1		10/28/17 21:42	67-66-3	
Chloromethane	ND	ug/L	1.0	1		10/28/17 21:42	74-87-3	
2-Chlorotoluene	ND	ug/L	1.0	1		10/28/17 21:42	95-49-8	
4-Chlorotoluene	ND	ug/L	1.0	1		10/28/17 21:42	106-43-4	
1,2-Dibromo-3-chloropropane	ND	ug/L	2.0	1		10/28/17 21:42	96-12-8	
Dibromochloromethane	ND	ug/L	1.0	1		10/28/17 21:42	124-48-1	
1,2-Dibromoethane (EDB)	ND	ug/L	1.0	1		10/28/17 21:42	106-93-4	
Dibromomethane	ND	ug/L	1.0	1		10/28/17 21:42	74-95-3	
1,2-Dichlorobenzene	ND	ug/L	1.0	1		10/28/17 21:42	95-50-1	
1,3-Dichlorobenzene	ND	ug/L	1.0	1		10/28/17 21:42	541-73-1	
1,4-Dichlorobenzene	ND	ug/L	1.0	1		10/28/17 21:42	106-46-7	
Dichlorodifluoromethane	ND	ug/L	1.0	1		10/28/17 21:42	75-71-8	
1,1-Dichloroethane	ND	ug/L	1.0	1		10/28/17 21:42	75-34-3	
1,2-Dichloroethane	ND	ug/L	1.0	1		10/28/17 21:42	107-06-2	
1,1-Dichloroethene	ND	ug/L	1.0	1		10/28/17 21:42	75-35-4	
cis-1,2-Dichloroethene	ND	ug/L	1.0	1		10/28/17 21:42	156-59-2	
trans-1,2-Dichloroethene	ND	ug/L	1.0	1		10/28/17 21:42	156-60-5	
1,2-Dichloropropane	ND	ug/L	1.0	1		10/28/17 21:42	78-87-5	
1,3-Dichloropropane	ND	ug/L	1.0	1		10/28/17 21:42	142-28-9	
2,2-Dichloropropane	ND	ug/L	1.0	1		10/28/17 21:42	594-20-7	
1,1-Dichloropropene	ND	ug/L	1.0	1		10/28/17 21:42	563-58-6	
cis-1,3-Dichloropropene	ND	ug/L	1.0	1		10/28/17 21:42	10061-01-5	
trans-1,3-Dichloropropene	ND	ug/L	1.0	1		10/28/17 21:42	10061-02-6	
Diisopropyl ether	ND	ug/L	1.0	1		10/28/17 21:42	108-20-3	
Ethylbenzene	ND	ug/L	1.0	1		10/28/17 21:42	100-41-4	
Hexachloro-1,3-butadiene	ND	ug/L	1.0	1		10/28/17 21:42	87-68-3	
2-Hexanone	ND	ug/L	5.0	1		10/28/17 21:42	591-78-6	
p-Isopropyltoluene	ND	ug/L	1.0	1		10/28/17 21:42	99-87-6	
Methylene Chloride	ND	ug/L	2.0	1		10/28/17 21:42	75-09-2	
4-Methyl-2-pentanone (MIBK)	ND	ug/L	5.0	1		10/28/17 21:42	108-10-1	
Methyl-tert-butyl ether	ND	ug/L	1.0	1		10/28/17 21:42	1634-04-4	
Naphthalene	ND	ug/L	1.0	1		10/28/17 21:42	91-20-3	
Styrene	ND	ug/L	1.0	1		10/28/17 21:42	100-42-5	
1,1,1,2-Tetrachloroethane	ND	ug/L	1.0	1		10/28/17 21:42	630-20-6	
1,1,1,2,2-Tetrachloroethane	ND	ug/L	1.0	1		10/28/17 21:42	79-34-5	
Tetrachloroethene	ND	ug/L	1.0	1		10/28/17 21:42	127-18-4	

REPORT OF LABORATORY ANALYSIS

This report shall not be reproduced, except in full,
without the written consent of Pace Analytical Services, LLC.

ANALYTICAL RESULTS

Project: Matrix Newnan, GA

Pace Project No.: 92359987

Sample: TMW-6		Lab ID: 92359987002	Collected: 10/19/17 10:33	Received: 10/20/17 09:50	Matrix: Water			
Parameters	Results	Units	Report Limit	DF	Prepared	Analyzed	CAS No.	Qual
8260 MSV Low Level		Analytical Method: EPA 8260						
Toluene	ND	ug/L	1.0	1		10/28/17 21:42	108-88-3	
1,2,3-Trichlorobenzene	ND	ug/L	1.0	1		10/28/17 21:42	87-61-6	
1,2,4-Trichlorobenzene	ND	ug/L	1.0	1		10/28/17 21:42	120-82-1	
1,1,1-Trichloroethane	ND	ug/L	1.0	1		10/28/17 21:42	71-55-6	
1,1,2-Trichloroethane	ND	ug/L	1.0	1		10/28/17 21:42	79-00-5	
Trichloroethene	ND	ug/L	1.0	1		10/28/17 21:42	79-01-6	
Trichlorofluoromethane	ND	ug/L	1.0	1		10/28/17 21:42	75-69-4	
1,2,3-Trichloropropane	ND	ug/L	1.0	1		10/28/17 21:42	96-18-4	
Vinyl acetate	ND	ug/L	2.0	1		10/28/17 21:42	108-05-4	
Vinyl chloride	ND	ug/L	1.0	1		10/28/17 21:42	75-01-4	
Xylene (Total)	ND	ug/L	1.0	1		10/28/17 21:42	1330-20-7	
m&p-Xylene	ND	ug/L	2.0	1		10/28/17 21:42	179601-23-1	
o-Xylene	ND	ug/L	1.0	1		10/28/17 21:42	95-47-6	
Surrogates								
4-Bromofluorobenzene (S)	97	%	70-130	1		10/28/17 21:42	460-00-4	
1,2-Dichloroethane-d4 (S)	86	%	70-130	1		10/28/17 21:42	17060-07-0	
Toluene-d8 (S)	109	%	70-130	1		10/28/17 21:42	2037-26-5	

REPORT OF LABORATORY ANALYSIS

This report shall not be reproduced, except in full,
without the written consent of Pace Analytical Services, LLC.

ANALYTICAL RESULTS

Project: Matrix Newnan, GA

Pace Project No.: 92359987

Sample: TMW-1	Lab ID: 92359987003	Collected: 10/19/17 11:45	Received: 10/20/17 09:50	Matrix: Water				
Parameters	Results	Units	Report Limit	DF	Prepared	Analyzed	CAS No.	Qual
8260 MSV Low Level		Analytical Method: EPA 8260						
Acetone	ND	ug/L	25.0	1		10/28/17 22:00	67-64-1	
Benzene	ND	ug/L	1.0	1		10/28/17 22:00	71-43-2	
Bromobenzene	ND	ug/L	1.0	1		10/28/17 22:00	108-86-1	
Bromochloromethane	ND	ug/L	1.0	1		10/28/17 22:00	74-97-5	
Bromodichloromethane	ND	ug/L	1.0	1		10/28/17 22:00	75-27-4	
Bromoform	ND	ug/L	1.0	1		10/28/17 22:00	75-25-2	
Bromomethane	ND	ug/L	2.0	1		10/28/17 22:00	74-83-9	
2-Butanone (MEK)	ND	ug/L	5.0	1		10/28/17 22:00	78-93-3	
Carbon tetrachloride	ND	ug/L	1.0	1		10/28/17 22:00	56-23-5	
Chlorobenzene	ND	ug/L	1.0	1		10/28/17 22:00	108-90-7	
Chloroethane	ND	ug/L	1.0	1		10/28/17 22:00	75-00-3	
Chloroform	1.0	ug/L	1.0	1		10/28/17 22:00	67-66-3	
Chloromethane	ND	ug/L	1.0	1		10/28/17 22:00	74-87-3	
2-Chlorotoluene	ND	ug/L	1.0	1		10/28/17 22:00	95-49-8	
4-Chlorotoluene	ND	ug/L	1.0	1		10/28/17 22:00	106-43-4	
1,2-Dibromo-3-chloropropane	ND	ug/L	2.0	1		10/28/17 22:00	96-12-8	
Dibromochloromethane	ND	ug/L	1.0	1		10/28/17 22:00	124-48-1	
1,2-Dibromoethane (EDB)	ND	ug/L	1.0	1		10/28/17 22:00	106-93-4	
Dibromomethane	ND	ug/L	1.0	1		10/28/17 22:00	74-95-3	
1,2-Dichlorobenzene	ND	ug/L	1.0	1		10/28/17 22:00	95-50-1	
1,3-Dichlorobenzene	ND	ug/L	1.0	1		10/28/17 22:00	541-73-1	
1,4-Dichlorobenzene	ND	ug/L	1.0	1		10/28/17 22:00	106-46-7	
Dichlorodifluoromethane	ND	ug/L	1.0	1		10/28/17 22:00	75-71-8	
1,1-Dichloroethane	ND	ug/L	1.0	1		10/28/17 22:00	75-34-3	
1,2-Dichloroethane	ND	ug/L	1.0	1		10/28/17 22:00	107-06-2	
1,1-Dichloroethene	ND	ug/L	1.0	1		10/28/17 22:00	75-35-4	
cis-1,2-Dichloroethene	ND	ug/L	1.0	1		10/28/17 22:00	156-59-2	
trans-1,2-Dichloroethene	ND	ug/L	1.0	1		10/28/17 22:00	156-60-5	
1,2-Dichloropropane	ND	ug/L	1.0	1		10/28/17 22:00	78-87-5	
1,3-Dichloropropane	ND	ug/L	1.0	1		10/28/17 22:00	142-28-9	
2,2-Dichloropropane	ND	ug/L	1.0	1		10/28/17 22:00	594-20-7	
1,1-Dichloropropene	ND	ug/L	1.0	1		10/28/17 22:00	563-58-6	
cis-1,3-Dichloropropene	ND	ug/L	1.0	1		10/28/17 22:00	10061-01-5	
trans-1,3-Dichloropropene	ND	ug/L	1.0	1		10/28/17 22:00	10061-02-6	
Diisopropyl ether	ND	ug/L	1.0	1		10/28/17 22:00	108-20-3	
Ethylbenzene	ND	ug/L	1.0	1		10/28/17 22:00	100-41-4	
Hexachloro-1,3-butadiene	ND	ug/L	1.0	1		10/28/17 22:00	87-68-3	
2-Hexanone	ND	ug/L	5.0	1		10/28/17 22:00	591-78-6	
p-Isopropyltoluene	ND	ug/L	1.0	1		10/28/17 22:00	99-87-6	
Methylene Chloride	ND	ug/L	2.0	1		10/28/17 22:00	75-09-2	
4-Methyl-2-pentanone (MIBK)	ND	ug/L	5.0	1		10/28/17 22:00	108-10-1	
Methyl-tert-butyl ether	ND	ug/L	1.0	1		10/28/17 22:00	1634-04-4	
Naphthalene	ND	ug/L	1.0	1		10/28/17 22:00	91-20-3	
Styrene	ND	ug/L	1.0	1		10/28/17 22:00	100-42-5	
1,1,1,2-Tetrachloroethane	ND	ug/L	1.0	1		10/28/17 22:00	630-20-6	
1,1,1,2-Tetrachloroethane	ND	ug/L	1.0	1		10/28/17 22:00	79-34-5	
Tetrachloroethene	ND	ug/L	1.0	1		10/28/17 22:00	127-18-4	

REPORT OF LABORATORY ANALYSIS

This report shall not be reproduced, except in full,
without the written consent of Pace Analytical Services, LLC.

ANALYTICAL RESULTS

Project: Matrix Newnan, GA

Pace Project No.: 92359987

Sample: TMW-1		Lab ID: 92359987003		Collected: 10/19/17 11:45	Received: 10/20/17 09:50	Matrix: Water		
Parameters	Results	Units	Report Limit	DF	Prepared	Analyzed	CAS No.	Qual
8260 MSV Low Level		Analytical Method: EPA 8260						
Toluene	ND	ug/L	1.0	1		10/28/17 22:00	108-88-3	
1,2,3-Trichlorobenzene	ND	ug/L	1.0	1		10/28/17 22:00	87-61-6	
1,2,4-Trichlorobenzene	ND	ug/L	1.0	1		10/28/17 22:00	120-82-1	
1,1,1-Trichloroethane	ND	ug/L	1.0	1		10/28/17 22:00	71-55-6	
1,1,2-Trichloroethane	ND	ug/L	1.0	1		10/28/17 22:00	79-00-5	
Trichloroethene	3.7	ug/L	1.0	1		10/28/17 22:00	79-01-6	
Trichlorofluoromethane	ND	ug/L	1.0	1		10/28/17 22:00	75-69-4	
1,2,3-Trichloropropane	ND	ug/L	1.0	1		10/28/17 22:00	96-18-4	
Vinyl acetate	ND	ug/L	2.0	1		10/28/17 22:00	108-05-4	
Vinyl chloride	ND	ug/L	1.0	1		10/28/17 22:00	75-01-4	
Xylene (Total)	ND	ug/L	1.0	1		10/28/17 22:00	1330-20-7	
m&p-Xylene	ND	ug/L	2.0	1		10/28/17 22:00	179601-23-1	
o-Xylene	ND	ug/L	1.0	1		10/28/17 22:00	95-47-6	
Surrogates								
4-Bromofluorobenzene (S)	98	%	70-130	1		10/28/17 22:00	460-00-4	
1,2-Dichloroethane-d4 (S)	88	%	70-130	1		10/28/17 22:00	17060-07-0	
Toluene-d8 (S)	105	%	70-130	1		10/28/17 22:00	2037-26-5	

REPORT OF LABORATORY ANALYSIS

This report shall not be reproduced, except in full,
without the written consent of Pace Analytical Services, LLC.

ANALYTICAL RESULTS

Project: Matrix Newnan, GA

Pace Project No.: 92359987

Sample: TMW-8	Lab ID: 92359987004	Collected: 10/19/17 14:15	Received: 10/20/17 09:50	Matrix: Water				
Parameters	Results	Units	Report Limit	DF	Prepared	Analyzed	CAS No.	Qual
8260 MSV Low Level	Analytical Method: EPA 8260							
Acetone	ND	ug/L	25.0	1		10/28/17 22:17	67-64-1	
Benzene	ND	ug/L	1.0	1		10/28/17 22:17	71-43-2	
Bromobenzene	ND	ug/L	1.0	1		10/28/17 22:17	108-86-1	
Bromochloromethane	ND	ug/L	1.0	1		10/28/17 22:17	74-97-5	
Bromodichloromethane	ND	ug/L	1.0	1		10/28/17 22:17	75-27-4	
Bromoform	ND	ug/L	1.0	1		10/28/17 22:17	75-25-2	
Bromomethane	ND	ug/L	2.0	1		10/28/17 22:17	74-83-9	
2-Butanone (MEK)	ND	ug/L	5.0	1		10/28/17 22:17	78-93-3	
Carbon tetrachloride	ND	ug/L	1.0	1		10/28/17 22:17	56-23-5	
Chlorobenzene	ND	ug/L	1.0	1		10/28/17 22:17	108-90-7	
Chloroethane	ND	ug/L	1.0	1		10/28/17 22:17	75-00-3	
Chloroform	7.1	ug/L	1.0	1		10/28/17 22:17	67-66-3	
Chloromethane	ND	ug/L	1.0	1		10/28/17 22:17	74-87-3	
2-Chlorotoluene	ND	ug/L	1.0	1		10/28/17 22:17	95-49-8	
4-Chlorotoluene	ND	ug/L	1.0	1		10/28/17 22:17	106-43-4	
1,2-Dibromo-3-chloropropane	ND	ug/L	2.0	1		10/28/17 22:17	96-12-8	
Dibromochloromethane	ND	ug/L	1.0	1		10/28/17 22:17	124-48-1	
1,2-Dibromoethane (EDB)	ND	ug/L	1.0	1		10/28/17 22:17	106-93-4	
Dibromomethane	ND	ug/L	1.0	1		10/28/17 22:17	74-95-3	
1,2-Dichlorobenzene	ND	ug/L	1.0	1		10/28/17 22:17	95-50-1	
1,3-Dichlorobenzene	ND	ug/L	1.0	1		10/28/17 22:17	541-73-1	
1,4-Dichlorobenzene	ND	ug/L	1.0	1		10/28/17 22:17	106-46-7	
Dichlorodifluoromethane	ND	ug/L	1.0	1		10/28/17 22:17	75-71-8	
1,1-Dichloroethane	ND	ug/L	1.0	1		10/28/17 22:17	75-34-3	
1,2-Dichloroethane	ND	ug/L	1.0	1		10/28/17 22:17	107-06-2	
1,1-Dichloroethene	ND	ug/L	1.0	1		10/28/17 22:17	75-35-4	
cis-1,2-Dichloroethene	ND	ug/L	1.0	1		10/28/17 22:17	156-59-2	
trans-1,2-Dichloroethene	ND	ug/L	1.0	1		10/28/17 22:17	156-60-5	
1,2-Dichloropropane	ND	ug/L	1.0	1		10/28/17 22:17	78-87-5	
1,3-Dichloropropane	ND	ug/L	1.0	1		10/28/17 22:17	142-28-9	
2,2-Dichloropropane	ND	ug/L	1.0	1		10/28/17 22:17	594-20-7	
1,1-Dichloropropene	ND	ug/L	1.0	1		10/28/17 22:17	563-58-6	
cis-1,3-Dichloropropene	ND	ug/L	1.0	1		10/28/17 22:17	10061-01-5	
trans-1,3-Dichloropropene	ND	ug/L	1.0	1		10/28/17 22:17	10061-02-6	
Diisopropyl ether	ND	ug/L	1.0	1		10/28/17 22:17	108-20-3	
Ethylbenzene	ND	ug/L	1.0	1		10/28/17 22:17	100-41-4	
Hexachloro-1,3-butadiene	ND	ug/L	1.0	1		10/28/17 22:17	87-68-3	
2-Hexanone	ND	ug/L	5.0	1		10/28/17 22:17	591-78-6	
p-Isopropyltoluene	ND	ug/L	1.0	1		10/28/17 22:17	99-87-6	
Methylene Chloride	ND	ug/L	2.0	1		10/28/17 22:17	75-09-2	
4-Methyl-2-pentanone (MIBK)	ND	ug/L	5.0	1		10/28/17 22:17	108-10-1	
Methyl-tert-butyl ether	ND	ug/L	1.0	1		10/28/17 22:17	1634-04-4	
Naphthalene	ND	ug/L	1.0	1		10/28/17 22:17	91-20-3	
Styrene	ND	ug/L	1.0	1		10/28/17 22:17	100-42-5	
1,1,1,2-Tetrachloroethane	ND	ug/L	1.0	1		10/28/17 22:17	630-20-6	
1,1,1,2,2-Tetrachloroethane	ND	ug/L	1.0	1		10/28/17 22:17	79-34-5	
Tetrachloroethene	ND	ug/L	1.0	1		10/28/17 22:17	127-18-4	

REPORT OF LABORATORY ANALYSIS

This report shall not be reproduced, except in full,
without the written consent of Pace Analytical Services, LLC.

ANALYTICAL RESULTS

Project: Matrix Newnan, GA

Pace Project No.: 92359987

Sample: TMW-8		Lab ID: 92359987004		Collected: 10/19/17 14:15	Received: 10/20/17 09:50	Matrix: Water		
Parameters	Results	Units	Report Limit	DF	Prepared	Analyzed	CAS No.	Qual
8260 MSV Low Level		Analytical Method: EPA 8260						
Toluene	ND	ug/L	1.0	1		10/28/17 22:17	108-88-3	
1,2,3-Trichlorobenzene	ND	ug/L	1.0	1		10/28/17 22:17	87-61-6	
1,2,4-Trichlorobenzene	ND	ug/L	1.0	1		10/28/17 22:17	120-82-1	
1,1,1-Trichloroethane	ND	ug/L	1.0	1		10/28/17 22:17	71-55-6	
1,1,2-Trichloroethane	ND	ug/L	1.0	1		10/28/17 22:17	79-00-5	
Trichloroethene	ND	ug/L	1.0	1		10/28/17 22:17	79-01-6	
Trichlorofluoromethane	ND	ug/L	1.0	1		10/28/17 22:17	75-69-4	
1,2,3-Trichloropropane	ND	ug/L	1.0	1		10/28/17 22:17	96-18-4	
Vinyl acetate	ND	ug/L	2.0	1		10/28/17 22:17	108-05-4	
Vinyl chloride	ND	ug/L	1.0	1		10/28/17 22:17	75-01-4	
Xylene (Total)	ND	ug/L	1.0	1		10/28/17 22:17	1330-20-7	
m&p-Xylene	ND	ug/L	2.0	1		10/28/17 22:17	179601-23-1	
o-Xylene	ND	ug/L	1.0	1		10/28/17 22:17	95-47-6	
Surrogates								
4-Bromofluorobenzene (S)	97	%	70-130	1		10/28/17 22:17	460-00-4	
1,2-Dichloroethane-d4 (S)	88	%	70-130	1		10/28/17 22:17	17060-07-0	
Toluene-d8 (S)	104	%	70-130	1		10/28/17 22:17	2037-26-5	

REPORT OF LABORATORY ANALYSIS

This report shall not be reproduced, except in full,
without the written consent of Pace Analytical Services, LLC.

ANALYTICAL RESULTS

Project: Matrix Newnan, GA

Pace Project No.: 92359987

Sample: TMW-9		Lab ID: 92359987005	Collected: 10/19/17 15:42	Received: 10/20/17 09:50	Matrix: Water			
Parameters	Results	Units	Report Limit	DF	Prepared	Analyzed	CAS No.	Qual
8260 MSV Low Level		Analytical Method: EPA 8260						
Acetone	ND	ug/L	25.0	1		10/28/17 22:34	67-64-1	
Benzene	ND	ug/L	1.0	1		10/28/17 22:34	71-43-2	
Bromobenzene	ND	ug/L	1.0	1		10/28/17 22:34	108-86-1	
Bromochloromethane	ND	ug/L	1.0	1		10/28/17 22:34	74-97-5	
Bromodichloromethane	ND	ug/L	1.0	1		10/28/17 22:34	75-27-4	
Bromoform	ND	ug/L	1.0	1		10/28/17 22:34	75-25-2	
Bromomethane	ND	ug/L	2.0	1		10/28/17 22:34	74-83-9	
2-Butanone (MEK)	ND	ug/L	5.0	1		10/28/17 22:34	78-93-3	
Carbon tetrachloride	ND	ug/L	1.0	1		10/28/17 22:34	56-23-5	
Chlorobenzene	ND	ug/L	1.0	1		10/28/17 22:34	108-90-7	
Chloroethane	ND	ug/L	1.0	1		10/28/17 22:34	75-00-3	
Chloroform	ND	ug/L	1.0	1		10/28/17 22:34	67-66-3	
Chloromethane	ND	ug/L	1.0	1		10/28/17 22:34	74-87-3	
2-Chlorotoluene	ND	ug/L	1.0	1		10/28/17 22:34	95-49-8	
4-Chlorotoluene	ND	ug/L	1.0	1		10/28/17 22:34	106-43-4	
1,2-Dibromo-3-chloropropane	ND	ug/L	2.0	1		10/28/17 22:34	96-12-8	
Dibromochloromethane	ND	ug/L	1.0	1		10/28/17 22:34	124-48-1	
1,2-Dibromoethane (EDB)	ND	ug/L	1.0	1		10/28/17 22:34	106-93-4	
Dibromomethane	ND	ug/L	1.0	1		10/28/17 22:34	74-95-3	
1,2-Dichlorobenzene	ND	ug/L	1.0	1		10/28/17 22:34	95-50-1	
1,3-Dichlorobenzene	ND	ug/L	1.0	1		10/28/17 22:34	541-73-1	
1,4-Dichlorobenzene	ND	ug/L	1.0	1		10/28/17 22:34	106-46-7	
Dichlorodifluoromethane	ND	ug/L	1.0	1		10/28/17 22:34	75-71-8	
1,1-Dichloroethane	ND	ug/L	1.0	1		10/28/17 22:34	75-34-3	
1,2-Dichloroethane	ND	ug/L	1.0	1		10/28/17 22:34	107-06-2	
1,1-Dichloroethene	ND	ug/L	1.0	1		10/28/17 22:34	75-35-4	
cis-1,2-Dichloroethene	ND	ug/L	1.0	1		10/28/17 22:34	156-59-2	
trans-1,2-Dichloroethene	ND	ug/L	1.0	1		10/28/17 22:34	156-60-5	
1,2-Dichloropropane	ND	ug/L	1.0	1		10/28/17 22:34	78-87-5	
1,3-Dichloropropane	ND	ug/L	1.0	1		10/28/17 22:34	142-28-9	
2,2-Dichloropropane	ND	ug/L	1.0	1		10/28/17 22:34	594-20-7	
1,1-Dichloropropene	ND	ug/L	1.0	1		10/28/17 22:34	563-58-6	
cis-1,3-Dichloropropene	ND	ug/L	1.0	1		10/28/17 22:34	10061-01-5	
trans-1,3-Dichloropropene	ND	ug/L	1.0	1		10/28/17 22:34	10061-02-6	
Diisopropyl ether	ND	ug/L	1.0	1		10/28/17 22:34	108-20-3	
Ethylbenzene	ND	ug/L	1.0	1		10/28/17 22:34	100-41-4	
Hexachloro-1,3-butadiene	ND	ug/L	1.0	1		10/28/17 22:34	87-68-3	
2-Hexanone	ND	ug/L	5.0	1		10/28/17 22:34	591-78-6	
p-Isopropyltoluene	ND	ug/L	1.0	1		10/28/17 22:34	99-87-6	
Methylene Chloride	ND	ug/L	2.0	1		10/28/17 22:34	75-09-2	
4-Methyl-2-pentanone (MIBK)	ND	ug/L	5.0	1		10/28/17 22:34	108-10-1	
Methyl-tert-butyl ether	ND	ug/L	1.0	1		10/28/17 22:34	1634-04-4	
Naphthalene	ND	ug/L	1.0	1		10/28/17 22:34	91-20-3	
Styrene	ND	ug/L	1.0	1		10/28/17 22:34	100-42-5	
1,1,1,2-Tetrachloroethane	ND	ug/L	1.0	1		10/28/17 22:34	630-20-6	
1,1,1,2-Tetrachloroethane	ND	ug/L	1.0	1		10/28/17 22:34	79-34-5	
Tetrachloroethene	ND	ug/L	1.0	1		10/28/17 22:34	127-18-4	

REPORT OF LABORATORY ANALYSIS

This report shall not be reproduced, except in full,
without the written consent of Pace Analytical Services, LLC.

ANALYTICAL RESULTS

Project: Matrix Newnan, GA

Pace Project No.: 92359987

Sample: TMW-9		Lab ID: 92359987005		Collected: 10/19/17 15:42	Received: 10/20/17 09:50	Matrix: Water		
Parameters	Results	Units	Report Limit	DF	Prepared	Analyzed	CAS No.	Qual
8260 MSV Low Level		Analytical Method: EPA 8260						
Toluene	ND	ug/L	1.0	1		10/28/17 22:34	108-88-3	
1,2,3-Trichlorobenzene	ND	ug/L	1.0	1		10/28/17 22:34	87-61-6	
1,2,4-Trichlorobenzene	ND	ug/L	1.0	1		10/28/17 22:34	120-82-1	
1,1,1-Trichloroethane	ND	ug/L	1.0	1		10/28/17 22:34	71-55-6	
1,1,2-Trichloroethane	ND	ug/L	1.0	1		10/28/17 22:34	79-00-5	
Trichloroethene	ND	ug/L	1.0	1		10/28/17 22:34	79-01-6	
Trichlorofluoromethane	ND	ug/L	1.0	1		10/28/17 22:34	75-69-4	
1,2,3-Trichloropropane	ND	ug/L	1.0	1		10/28/17 22:34	96-18-4	
Vinyl acetate	ND	ug/L	2.0	1		10/28/17 22:34	108-05-4	
Vinyl chloride	ND	ug/L	1.0	1		10/28/17 22:34	75-01-4	
Xylene (Total)	ND	ug/L	1.0	1		10/28/17 22:34	1330-20-7	
m&p-Xylene	ND	ug/L	2.0	1		10/28/17 22:34	179601-23-1	
o-Xylene	ND	ug/L	1.0	1		10/28/17 22:34	95-47-6	
Surrogates								
4-Bromofluorobenzene (S)	96	%	70-130	1		10/28/17 22:34	460-00-4	
1,2-Dichloroethane-d4 (S)	93	%	70-130	1		10/28/17 22:34	17060-07-0	
Toluene-d8 (S)	106	%	70-130	1		10/28/17 22:34	2037-26-5	

REPORT OF LABORATORY ANALYSIS

This report shall not be reproduced, except in full,
without the written consent of Pace Analytical Services, LLC.

QUALITY CONTROL DATA

Project: Matrix Newnan, GA

Pace Project No.: 92359987

QC Batch: 384382

Analysis Method: EPA 8260

QC Batch Method: EPA 8260

Analysis Description: 8260 MSV Low Level

Associated Lab Samples: 92359987001, 92359987002, 92359987003, 92359987004, 92359987005

METHOD BLANK: 2130694

Matrix: Water

Associated Lab Samples: 92359987001, 92359987002, 92359987003, 92359987004, 92359987005

Parameter	Units	Blank Result	Reporting Limit	Analyzed	Qualifiers
1,1,1,2-Tetrachloroethane	ug/L	ND	1.0	10/28/17 16:49	
1,1,1-Trichloroethane	ug/L	ND	1.0	10/28/17 16:49	
1,1,2,2-Tetrachloroethane	ug/L	ND	1.0	10/28/17 16:49	
1,1,2-Trichloroethane	ug/L	ND	1.0	10/28/17 16:49	
1,1-Dichloroethane	ug/L	ND	1.0	10/28/17 16:49	
1,1-Dichloroethene	ug/L	ND	1.0	10/28/17 16:49	
1,1-Dichloropropene	ug/L	ND	1.0	10/28/17 16:49	
1,2,3-Trichlorobenzene	ug/L	ND	1.0	10/28/17 16:49	
1,2,3-Trichloropropane	ug/L	ND	1.0	10/28/17 16:49	
1,2,4-Trichlorobenzene	ug/L	ND	1.0	10/28/17 16:49	
1,2-Dibromo-3-chloropropane	ug/L	ND	2.0	10/28/17 16:49	
1,2-Dibromoethane (EDB)	ug/L	ND	1.0	10/28/17 16:49	
1,2-Dichlorobenzene	ug/L	ND	1.0	10/28/17 16:49	
1,2-Dichloroethane	ug/L	ND	1.0	10/28/17 16:49	
1,2-Dichloropropane	ug/L	ND	1.0	10/28/17 16:49	
1,3-Dichlorobenzene	ug/L	ND	1.0	10/28/17 16:49	
1,3-Dichloropropane	ug/L	ND	1.0	10/28/17 16:49	
1,4-Dichlorobenzene	ug/L	ND	1.0	10/28/17 16:49	
2,2-Dichloropropane	ug/L	ND	1.0	10/28/17 16:49	
2-Butanone (MEK)	ug/L	ND	5.0	10/28/17 16:49	
2-Chlorotoluene	ug/L	ND	1.0	10/28/17 16:49	
2-Hexanone	ug/L	ND	5.0	10/28/17 16:49	
4-Chlorotoluene	ug/L	ND	1.0	10/28/17 16:49	
4-Methyl-2-pentanone (MIBK)	ug/L	ND	5.0	10/28/17 16:49	
Acetone	ug/L	ND	25.0	10/28/17 16:49	
Benzene	ug/L	ND	1.0	10/28/17 16:49	
Bromobenzene	ug/L	ND	1.0	10/28/17 16:49	
Bromochloromethane	ug/L	ND	1.0	10/28/17 16:49	
Bromodichloromethane	ug/L	ND	1.0	10/28/17 16:49	
Bromoform	ug/L	ND	1.0	10/28/17 16:49	
Bromomethane	ug/L	ND	2.0	10/28/17 16:49	
Carbon tetrachloride	ug/L	ND	1.0	10/28/17 16:49	
Chlorobenzene	ug/L	ND	1.0	10/28/17 16:49	
Chloroethane	ug/L	ND	1.0	10/28/17 16:49	
Chloroform	ug/L	ND	1.0	10/28/17 16:49	
Chloromethane	ug/L	ND	1.0	10/28/17 16:49	
cis-1,2-Dichloroethene	ug/L	ND	1.0	10/28/17 16:49	
cis-1,3-Dichloropropene	ug/L	ND	1.0	10/28/17 16:49	
Dibromochloromethane	ug/L	ND	1.0	10/28/17 16:49	
Dibromomethane	ug/L	ND	1.0	10/28/17 16:49	
Dichlorodifluoromethane	ug/L	ND	1.0	10/28/17 16:49	

Results presented on this page are in the units indicated by the "Units" column except where an alternate unit is presented to the right of the result.

REPORT OF LABORATORY ANALYSIS

This report shall not be reproduced, except in full,
without the written consent of Pace Analytical Services, LLC.

QUALITY CONTROL DATA

Project: Matrix Newnan, GA

Pace Project No.: 92359987

METHOD BLANK: 2130694

Matrix: Water

Associated Lab Samples: 92359987001, 92359987002, 92359987003, 92359987004, 92359987005

Parameter	Units	Blank Result	Reporting Limit	Analyzed	Qualifiers
Diisopropyl ether	ug/L	ND	1.0	10/28/17 16:49	
Ethylbenzene	ug/L	ND	1.0	10/28/17 16:49	
Hexachloro-1,3-butadiene	ug/L	ND	1.0	10/28/17 16:49	
m&p-Xylene	ug/L	ND	2.0	10/28/17 16:49	
Methyl-tert-butyl ether	ug/L	ND	1.0	10/28/17 16:49	
Methylene Chloride	ug/L	ND	2.0	10/28/17 16:49	
Naphthalene	ug/L	ND	1.0	10/28/17 16:49	
o-Xylene	ug/L	ND	1.0	10/28/17 16:49	
p-Isopropyltoluene	ug/L	ND	1.0	10/28/17 16:49	
Styrene	ug/L	ND	1.0	10/28/17 16:49	
Tetrachloroethene	ug/L	ND	1.0	10/28/17 16:49	
Toluene	ug/L	ND	1.0	10/28/17 16:49	
trans-1,2-Dichloroethene	ug/L	ND	1.0	10/28/17 16:49	
trans-1,3-Dichloropropene	ug/L	ND	1.0	10/28/17 16:49	
Trichloroethene	ug/L	ND	1.0	10/28/17 16:49	
Trichlorofluoromethane	ug/L	ND	1.0	10/28/17 16:49	
Vinyl acetate	ug/L	ND	2.0	10/28/17 16:49	
Vinyl chloride	ug/L	ND	1.0	10/28/17 16:49	
Xylene (Total)	ug/L	ND	1.0	10/28/17 16:49	
1,2-Dichloroethane-d4 (S)	%	86	70-130	10/28/17 16:49	
4-Bromofluorobenzene (S)	%	98	70-130	10/28/17 16:49	
Toluene-d8 (S)	%	108	70-130	10/28/17 16:49	

LABORATORY CONTROL SAMPLE: 2130695

Parameter	Units	Spike Conc.	LCS Result	LCS % Rec	% Rec Limits	Qualifiers
1,1,1,2-Tetrachloroethane	ug/L	50	52.3	105	70-130	
1,1,1-Trichloroethane	ug/L	50	48.6	97	70-130	
1,1,2,2-Tetrachloroethane	ug/L	50	50.5	101	70-130	
1,1,2-Trichloroethane	ug/L	50	50.3	101	70-130	
1,1-Dichloroethane	ug/L	50	47.0	94	70-130	
1,1-Dichloroethene	ug/L	50	47.7	95	70-132	
1,1-Dichloropropene	ug/L	50	53.9	108	70-130	
1,2,3-Trichlorobenzene	ug/L	50	54.2	108	70-135	
1,2,3-Trichloropropane	ug/L	50	52.2	104	70-130	
1,2,4-Trichlorobenzene	ug/L	50	53.9	108	70-134	
1,2-Dibromo-3-chloropropane	ug/L	50	49.3	99	70-130	
1,2-Dibromoethane (EDB)	ug/L	50	55.1	110	70-130	
1,2-Dichlorobenzene	ug/L	50	52.6	105	70-130	
1,2-Dichloroethane	ug/L	50	44.5	89	70-130	
1,2-Dichloropropane	ug/L	50	51.0	102	70-130	
1,3-Dichlorobenzene	ug/L	50	52.4	105	70-130	
1,3-Dichloropropane	ug/L	50	56.2	112	70-130	
1,4-Dichlorobenzene	ug/L	50	51.7	103	70-130	

Results presented on this page are in the units indicated by the "Units" column except where an alternate unit is presented to the right of the result.

REPORT OF LABORATORY ANALYSIS

This report shall not be reproduced, except in full,
without the written consent of Pace Analytical Services, LLC.

QUALITY CONTROL DATA

Project: Matrix Newnan, GA

Pace Project No.: 92359987

LABORATORY CONTROL SAMPLE: 2130695

Parameter	Units	Spike Conc.	LCS Result	LCS % Rec	% Rec Limits	Qualifiers
2,2-Dichloropropane	ug/L	50	49.3	99	58-145	
2-Butanone (MEK)	ug/L	100	87.2	87	70-145	
2-Chlorotoluene	ug/L	50	51.0	102	70-130	
2-Hexanone	ug/L	100	86.1	86	70-144	
4-Chlorotoluene	ug/L	50	52.3	105	70-130	
4-Methyl-2-pentanone (MIBK)	ug/L	100	79.3	79	70-140	
Acetone	ug/L	100	90.7	91	50-175	
Benzene	ug/L	50	51.0	102	70-130	
Bromobenzene	ug/L	50	52.8	106	70-130	
Bromochloromethane	ug/L	50	51.7	103	70-130	
Bromodichloromethane	ug/L	50	46.6	93	70-130	
Bromoform	ug/L	50	47.9	96	70-130	
Bromomethane	ug/L	50	37.9	76	54-130	
Carbon tetrachloride	ug/L	50	46.8	94	70-132	
Chlorobenzene	ug/L	50	51.0	102	70-130	
Chloroethane	ug/L	50	48.8	98	64-134	
Chloroform	ug/L	50	46.2	92	70-130	
Chloromethane	ug/L	50	39.6	79	64-130	
cis-1,2-Dichloroethene	ug/L	50	47.4	95	70-131	
cis-1,3-Dichloropropene	ug/L	50	53.1	106	70-130	
Dibromochloromethane	ug/L	50	47.3	95	70-130	
Dibromomethane	ug/L	50	47.7	95	70-131	
Dichlorodifluoromethane	ug/L	50	45.9	92	56-130	
Diisopropyl ether	ug/L	50	45.3	91	70-130	
Ethylbenzene	ug/L	50	52.0	104	70-130	
Hexachloro-1,3-butadiene	ug/L	50	50.1	100	70-130	
m&p-Xylene	ug/L	100	102	102	70-130	
Methyl-tert-butyl ether	ug/L	50	56.7	113	70-130	
Methylene Chloride	ug/L	50	38.5	77	63-130	
Naphthalene	ug/L	50	56.8	114	70-138	
o-Xylene	ug/L	50	53.0	106	70-130	
p-Isopropyltoluene	ug/L	50	54.5	109	70-130	
Styrene	ug/L	50	52.2	104	70-130	
Tetrachloroethene	ug/L	50	52.4	105	70-130	
Toluene	ug/L	50	47.8	96	70-130	
trans-1,2-Dichloroethene	ug/L	50	47.6	95	70-130	
trans-1,3-Dichloropropene	ug/L	50	51.3	103	70-132	
Trichloroethene	ug/L	50	51.7	103	70-130	
Trichlorofluoromethane	ug/L	50	48.8	98	62-133	
Vinyl acetate	ug/L	100	82.8	83	66-157	
Vinyl chloride	ug/L	50	52.1	104	50-150	
Xylene (Total)	ug/L	150	155	104	70-130	
1,2-Dichloroethane-d4 (S)	%			92	70-130	
4-Bromofluorobenzene (S)	%			97	70-130	
Toluene-d8 (S)	%			94	70-130	

Results presented on this page are in the units indicated by the "Units" column except where an alternate unit is presented to the right of the result.

REPORT OF LABORATORY ANALYSIS

This report shall not be reproduced, except in full,
without the written consent of Pace Analytical Services, LLC.

QUALITY CONTROL DATA

Project: Matrix Newnan, GA

Pace Project No.: 92359987

MATRIX SPIKE SAMPLE: 2131054		92359781001	Spike	MS	MS	% Rec	
Parameter	Units	Result	Conc.	Result	% Rec	Limits	Qualifiers
1,1,1,2-Tetrachloroethane	ug/L	ND	20	19.9	99	70-130	
1,1,1-Trichloroethane	ug/L	ND	20	21.7	108	70-130	
1,1,2,2-Tetrachloroethane	ug/L	ND	20	19.9	99	70-130	
1,1,2-Trichloroethane	ug/L	ND	20	21.3	106	70-130	
1,1-Dichloroethane	ug/L	ND	20	21.2	106	70-130	
1,1-Dichloroethene	ug/L	ND	20	22.5	113	70-166	
1,1-Dichloropropene	ug/L	ND	20	23.2	116	70-130	
1,2,3-Trichlorobenzene	ug/L	ND	20	22.0	110	70-130	
1,2,3-Trichloropropane	ug/L	ND	20	20.2	101	70-130	
1,2,4-Trichlorobenzene	ug/L	ND	20	21.5	108	70-130	
1,2-Dibromo-3-chloropropane	ug/L	ND	20	20.2	101	70-130	
1,2-Dibromoethane (EDB)	ug/L	ND	20	20.6	103	70-130	
1,2-Dichlorobenzene	ug/L	ND	20	21.4	107	70-130	
1,2-Dichloroethane	ug/L	ND	20	18.7	94	70-130	
1,2-Dichloropropane	ug/L	ND	20	21.8	109	70-130	
1,3-Dichlorobenzene	ug/L	ND	20	20.8	104	70-130	
1,3-Dichloropropane	ug/L	ND	20	21.0	105	70-130	
1,4-Dichlorobenzene	ug/L	ND	20	20.9	105	70-130	
2,2-Dichloropropane	ug/L	ND	20	20.1	101	70-130	
2-Butanone (MEK)	ug/L	ND	40	35.6	89	70-130	
2-Chlorotoluene	ug/L	ND	20	21.2	106	70-130	
2-Hexanone	ug/L	ND	40	32.6	82	70-130	
4-Chlorotoluene	ug/L	ND	20	21.6	108	70-130	
4-Methyl-2-pentanone (MIBK)	ug/L	ND	40	30.6	76	70-130	
Acetone	ug/L	ND	40	36.5	91	70-130	
Benzene	ug/L	ND	20	22.4	112	70-148	
Bromobenzene	ug/L	ND	20	21.9	109	70-130	
Bromochloromethane	ug/L	ND	20	21.8	109	70-130	
Bromodichloromethane	ug/L	ND	20	20.4	102	70-130	
Bromoform	ug/L	ND	20	19.3	97	70-130	
Bromomethane	ug/L	ND	20	21.7	108	70-130	
Carbon tetrachloride	ug/L	ND	20	21.1	105	70-130	
Chlorobenzene	ug/L	ND	20	21.4	107	70-146	
Chloroethane	ug/L	ND	20	23.6	118	70-130	
Chloroform	ug/L	ND	20	20.5	101	70-130	
Chloromethane	ug/L	ND	20	20.9	105	70-130	
cis-1,2-Dichloroethene	ug/L	ND	20	21.7	109	70-130	
cis-1,3-Dichloropropene	ug/L	ND	20	21.1	106	70-130	
Dibromochloromethane	ug/L	ND	20	19.4	97	70-130	
Dibromomethane	ug/L	ND	20	20.5	103	70-130	
Dichlorodifluoromethane	ug/L	ND	20	24.9	125	70-130	
Diisopropyl ether	ug/L	ND	20	17.0	85	70-130	
Ethylbenzene	ug/L	ND	20	21.3	107	70-130	
Hexachloro-1,3-butadiene	ug/L	ND	20	21.3	106	70-130	
m&p-Xylene	ug/L	ND	40	42.3	106	70-130	
Methyl-tert-butyl ether	ug/L	ND	20	20.9	105	70-130	
Methylene Chloride	ug/L	ND	20	14.0	70	70-130	

Results presented on this page are in the units indicated by the "Units" column except where an alternate unit is presented to the right of the result.

REPORT OF LABORATORY ANALYSIS

This report shall not be reproduced, except in full,
without the written consent of Pace Analytical Services, LLC.

QUALITY CONTROL DATA

Project: Matrix Newnan, GA

Pace Project No.: 92359987

MATRIX SPIKE SAMPLE: 2131054		92359781001	Spike	MS	MS	% Rec	
Parameter	Units	Result	Conc.	Result	% Rec	Limits	Qualifiers
Naphthalene	ug/L	ND	20	22.0	110	70-130	
o-Xylene	ug/L	ND	20	21.1	106	70-130	
p-Isopropyltoluene	ug/L	ND	20	22.3	112	70-130	
Styrene	ug/L	ND	20	20.0	100	70-130	
Tetrachloroethene	ug/L	1.7	20	23.5	109	70-130	
Toluene	ug/L	ND	20	22.0	110	70-155	
trans-1,2-Dichloroethene	ug/L	ND	20	21.7	109	70-130	
trans-1,3-Dichloropropene	ug/L	ND	20	20.2	101	70-130	
Trichloroethene	ug/L	ND	20	23.6	118	69-151	
Trichlorofluoromethane	ug/L	ND	20	23.1	116	70-130	
Vinyl acetate	ug/L	ND	40	30.2	75	70-130	
Vinyl chloride	ug/L	ND	20	26.6	133	70-130	M1
1,2-Dichloroethane-d4 (S)	%				90	70-130	
4-Bromofluorobenzene (S)	%				96	70-130	
Toluene-d8 (S)	%				100	70-130	

SAMPLE DUPLICATE: 2131055

Parameter	Units	92359781002	Dup	RPD	Qualifiers
		Result	Result		
1,1,1,2-Tetrachloroethane	ug/L	ND	ND		
1,1,1-Trichloroethane	ug/L	ND	ND		
1,1,2,2-Tetrachloroethane	ug/L	ND	ND		
1,1,2-Trichloroethane	ug/L	ND	ND		
1,1-Dichloroethane	ug/L	ND	ND		
1,1-Dichloroethene	ug/L	ND	ND		
1,1-Dichloropropene	ug/L	ND	ND		
1,2,3-Trichlorobenzene	ug/L	ND	ND		
1,2,3-Trichloropropane	ug/L	ND	ND		
1,2,4-Trichlorobenzene	ug/L	ND	ND		
1,2-Dibromo-3-chloropropane	ug/L	ND	ND		
1,2-Dibromoethane (EDB)	ug/L	ND	ND		
1,2-Dichlorobenzene	ug/L	ND	ND		
1,2-Dichloroethane	ug/L	ND	ND		
1,2-Dichloropropane	ug/L	ND	ND		
1,3-Dichlorobenzene	ug/L	ND	ND		
1,3-Dichloropropane	ug/L	ND	ND		
1,4-Dichlorobenzene	ug/L	ND	ND		
2,2-Dichloropropane	ug/L	ND	ND		
2-Butanone (MEK)	ug/L	ND	ND		
2-Chlorotoluene	ug/L	ND	ND		
2-Hexanone	ug/L	ND	ND		
4-Chlorotoluene	ug/L	ND	ND		
4-Methyl-2-pentanone (MIBK)	ug/L	ND	ND		
Acetone	ug/L	ND	ND		
Benzene	ug/L	ND	ND		

Results presented on this page are in the units indicated by the "Units" column except where an alternate unit is presented to the right of the result.

REPORT OF LABORATORY ANALYSIS

This report shall not be reproduced, except in full,
without the written consent of Pace Analytical Services, LLC.

QUALITY CONTROL DATA

Project: Matrix Newnan, GA

Pace Project No.: 92359987

SAMPLE DUPLICATE: 2131055

Parameter	Units	92359781002 Result	Dup Result	RPD	Qualifiers
Bromobenzene	ug/L	ND	ND		
Bromochloromethane	ug/L	ND	ND		
Bromodichloromethane	ug/L	ND	ND		
Bromoform	ug/L	ND	ND		
Bromomethane	ug/L	ND	ND		
Carbon tetrachloride	ug/L	ND	ND		
Chlorobenzene	ug/L	ND	ND		
Chloroethane	ug/L	ND	ND		
Chloroform	ug/L	ND	ND		
Chloromethane	ug/L	ND	ND		
cis-1,2-Dichloroethene	ug/L	ND	ND		
cis-1,3-Dichloropropene	ug/L	ND	ND		
Dibromochloromethane	ug/L	ND	ND		
Dibromomethane	ug/L	ND	ND		
Dichlorodifluoromethane	ug/L	ND	ND		
Diisopropyl ether	ug/L	ND	ND		
Ethylbenzene	ug/L	ND	ND		
Hexachloro-1,3-butadiene	ug/L	ND	ND		
m&p-Xylene	ug/L	ND	ND		
Methyl-tert-butyl ether	ug/L	ND	ND		
Methylene Chloride	ug/L	ND	ND		
Naphthalene	ug/L	ND	ND		
o-Xylene	ug/L	ND	ND		
p-Isopropyltoluene	ug/L	ND	ND		
Styrene	ug/L	ND	ND		
Tetrachloroethene	ug/L	ND	ND		
Toluene	ug/L	ND	ND		
trans-1,2-Dichloroethene	ug/L	ND	ND		
trans-1,3-Dichloropropene	ug/L	ND	ND		
Trichloroethene	ug/L	ND	ND		
Trichlorofluoromethane	ug/L	ND	ND		
Vinyl acetate	ug/L	ND	ND		
Vinyl chloride	ug/L	ND	ND		
Xylene (Total)	ug/L	ND	ND		
1,2-Dichloroethane-d4 (S)	%	91	90	0	
4-Bromofluorobenzene (S)	%	95	93	2	
Toluene-d8 (S)	%	107	101	5	

Results presented on this page are in the units indicated by the "Units" column except where an alternate unit is presented to the right of the result.

REPORT OF LABORATORY ANALYSIS

This report shall not be reproduced, except in full,
without the written consent of Pace Analytical Services, LLC.

QUALIFIERS

Project: Matrix Newnan, GA
Pace Project No.: 92359987

DEFINITIONS

DF - Dilution Factor, if reported, represents the factor applied to the reported data due to dilution of the sample aliquot.

ND - Not Detected at or above adjusted reporting limit.

TNTC - Too Numerous To Count

J - Estimated concentration above the adjusted method detection limit and below the adjusted reporting limit.

MDL - Adjusted Method Detection Limit.

PQL - Practical Quantitation Limit.

RL - Reporting Limit.

S - Surrogate

1,2-Diphenylhydrazine decomposes to and cannot be separated from Azobenzene using Method 8270. The result for each analyte is a combined concentration.

Consistent with EPA guidelines, unrounded data are displayed and have been used to calculate % recovery and RPD values.

LCS(D) - Laboratory Control Sample (Duplicate)

MS(D) - Matrix Spike (Duplicate)

DUP - Sample Duplicate

RPD - Relative Percent Difference

NC - Not Calculable.

SG - Silica Gel - Clean-Up

U - Indicates the compound was analyzed for, but not detected.

Acid preservation may not be appropriate for 2 Chloroethylvinyl ether.

A separate vial preserved to a pH of 4-5 is recommended in SW846 Chapter 4 for the analysis of Acrolein and Acrylonitrile by EPA Method 8260.

N-Nitrosodiphenylamine decomposes and cannot be separated from Diphenylamine using Method 8270. The result reported for each analyte is a combined concentration.

Pace Analytical is TNI accredited. Contact your Pace PM for the current list of accredited analytes.

TNI - The NELAC Institute.

LABORATORIES

PASI-C Pace Analytical Services - Charlotte

ANALYTE QUALIFIERS

M1 Matrix spike recovery exceeded QC limits. Batch accepted based on laboratory control sample (LCS) recovery.

REPORT OF LABORATORY ANALYSIS

This report shall not be reproduced, except in full,
without the written consent of Pace Analytical Services, LLC.

QUALITY CONTROL DATA CROSS REFERENCE TABLE

Project: Matrix Newnan, GA

Pace Project No.: 92359987

Lab ID	Sample ID	QC Batch Method	QC Batch	Analytical Method	Analytical Batch
92359987001	TMW-13	EPA 8260	384382		
92359987002	TMW-6	EPA 8260	384382		
92359987003	TMW-1	EPA 8260	384382		
92359987004	TMW-8	EPA 8260	384382		
92359987005	TMW-9	EPA 8260	384382		

REPORT OF LABORATORY ANALYSIS

This report shall not be reproduced, except in full,
without the written consent of Pace Analytical Services, LLC.



Document Name:
Sample Condition Upon Receipt (SCUR)
 Document No.:
F-CAR-CS-033-Rev.04

Document Revised: August 4, 2017
 Page 1 of 2
 Issuing Authority:
 Pace Quality Office

Laboratory receiving samples:

Asheville Eden Greenwood Huntersville Raleigh Mechanicsville

Sample Condition Upon Receipt

Client Name:

Amec

Project #

WO# : 92359987

Courier: Fed Ex UPS USPS Client
 Commercial Pace Other: _____



Custody Seal Present? Yes No Seals Intact? Yes No

Date/Initials Person Examining Contents: 10-20-17 ^{SR}

Packing Material: Bubble Wrap Bubble Bags None Other
 Thermometer: IR Gun ID: T1701 Type of Ice: Wet Blue None

Biological Tissue Frozen? Yes No N/A

Correction Factor: Cooler Temp Corrected (°C): 3.2

Temp should be above freezing to 6°C
 Samples out of temp criteria. Samples on ice, cooling process has begun

USDA Regulated Soil (N/A, water sample)

Did samples originate in a quarantine zone within the United States: CA, NY, or SC (check maps)?
 Yes No

Did samples originate from a foreign source (internationally, including Hawaii and Puerto Rico)? Yes No

		Comments/Discrepancy:
Chain of Custody Present?	<input checked="" type="checkbox"/> Yes <input type="checkbox"/> No <input type="checkbox"/> N/A	1.
Samples Arrived within Hold Time?	<input type="checkbox"/> Yes <input type="checkbox"/> No <input type="checkbox"/> N/A	2.
Short Hold Time Analysis (<72 hr.)?	<input type="checkbox"/> Yes <input checked="" type="checkbox"/> No <input type="checkbox"/> N/A	3.
Rush Turn Around Time Requested?	<input type="checkbox"/> Yes <input checked="" type="checkbox"/> No <input type="checkbox"/> N/A	4.
Sufficient Volume?	<input checked="" type="checkbox"/> Yes <input type="checkbox"/> No <input type="checkbox"/> N/A	5.
Correct Containers Used?	<input type="checkbox"/> Yes <input type="checkbox"/> No <input type="checkbox"/> N/A	6.
-Pace Containers Used?	<input checked="" type="checkbox"/> Yes <input type="checkbox"/> No <input type="checkbox"/> N/A	
Containers Intact?	<input checked="" type="checkbox"/> Yes <input type="checkbox"/> No <input type="checkbox"/> N/A	7.
Dissolved analysis: Samples Field Filtered?	<input type="checkbox"/> Yes <input checked="" type="checkbox"/> No <input type="checkbox"/> N/A	8.
Sample Labels Match COC?	<input checked="" type="checkbox"/> Yes <input type="checkbox"/> No <input type="checkbox"/> N/A	9.
-Includes Date/Time/ID/Analysis Matrix:	<u>WUT</u>	
Headspace in VOA Vials (>5-6mm)?	<input type="checkbox"/> Yes <input checked="" type="checkbox"/> No <input type="checkbox"/> N/A	10.
Trip Blank Present?	<input type="checkbox"/> Yes <input checked="" type="checkbox"/> No <input type="checkbox"/> N/A	11.
Trip Blank Custody Seals Present?	<input type="checkbox"/> Yes <input type="checkbox"/> No <input checked="" type="checkbox"/> N/A	

CLIENT NOTIFICATION/RESOLUTION

Field Data Required? Yes No

Person Contacted: _____ Date/Time: _____

Comments/Sample Discrepancy: _____

Lot ID of split containers: _____

Project Manager SCURF Review: TE

Date: 10/20

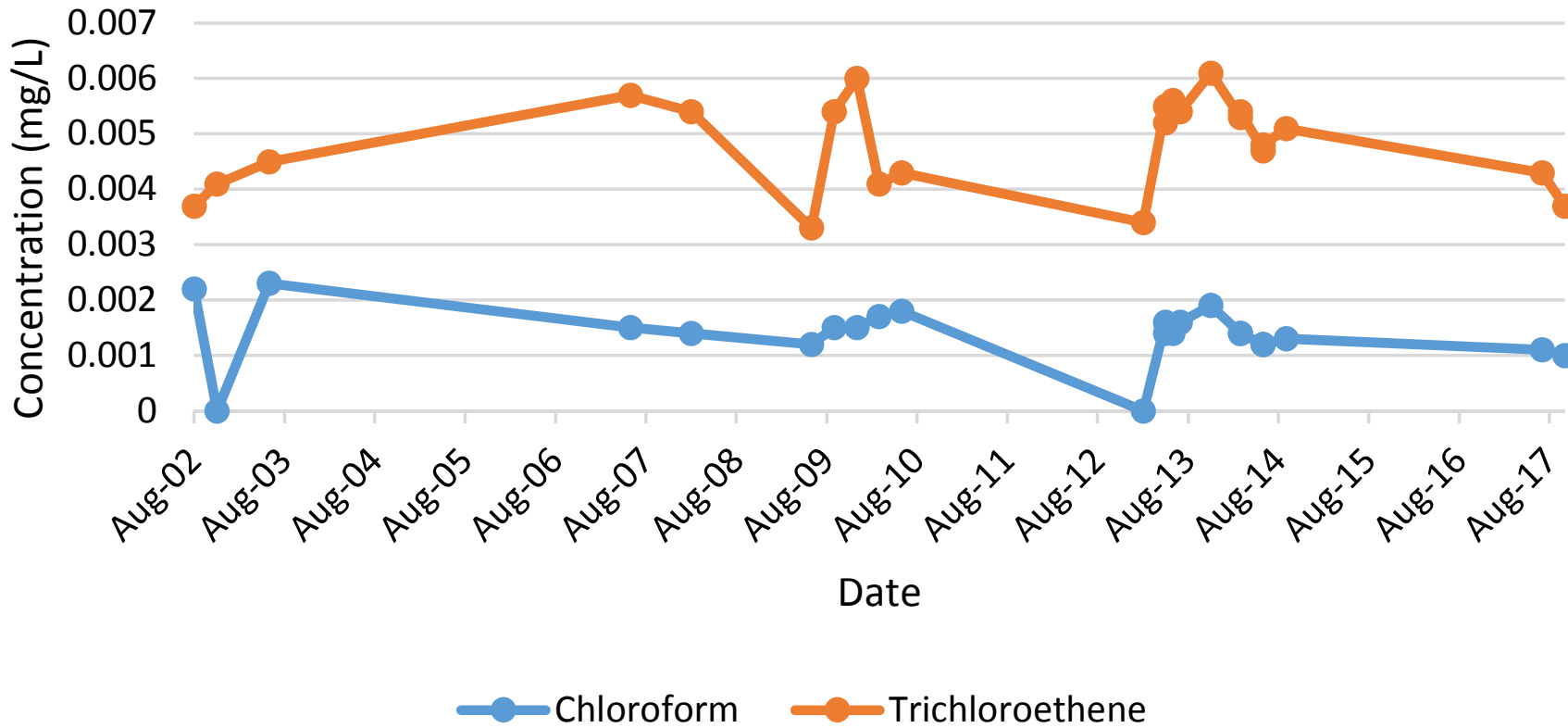
Project Manager SRF Review: TE

Date: 10/20

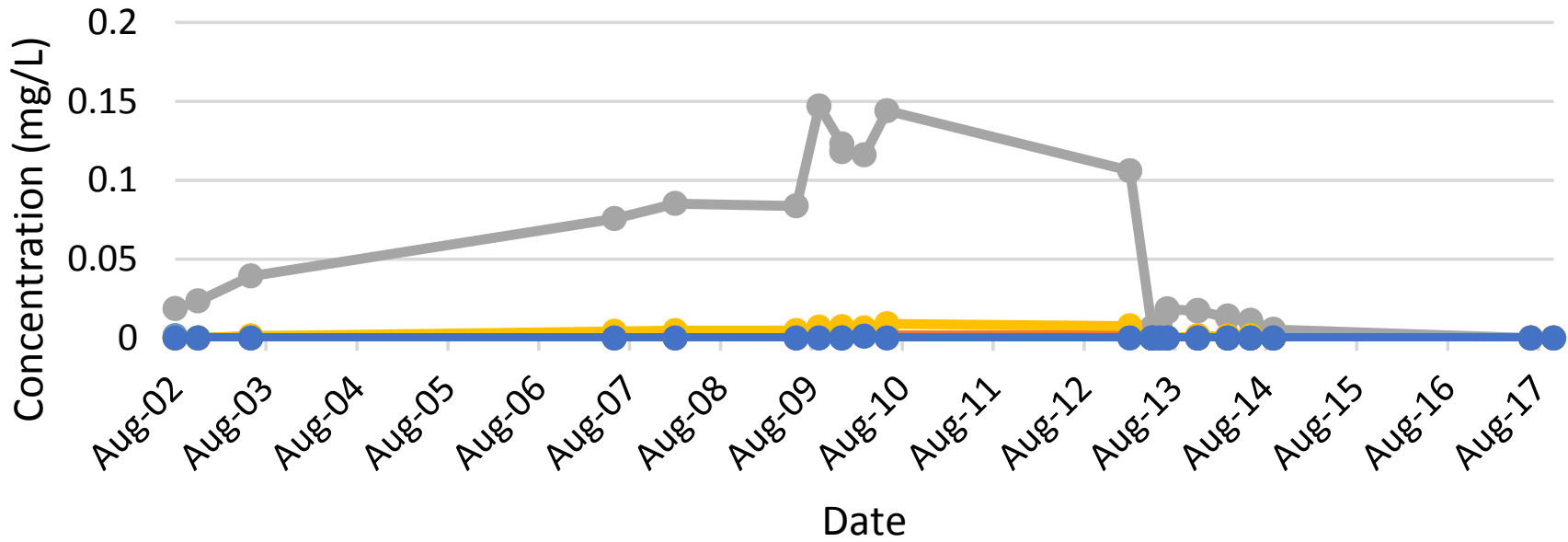
Note: Whenever there is a discrepancy affecting North Carolina compliance samples, a copy of this form will be sent to the North Carolina DEHNR Certification Office (i.e. Out of hold, incorrect preservative, out of temp, incorrect containers)

APPENDIX C
GROUNDWATER CONTAMINANT TREND GRAPHS

TMW-1

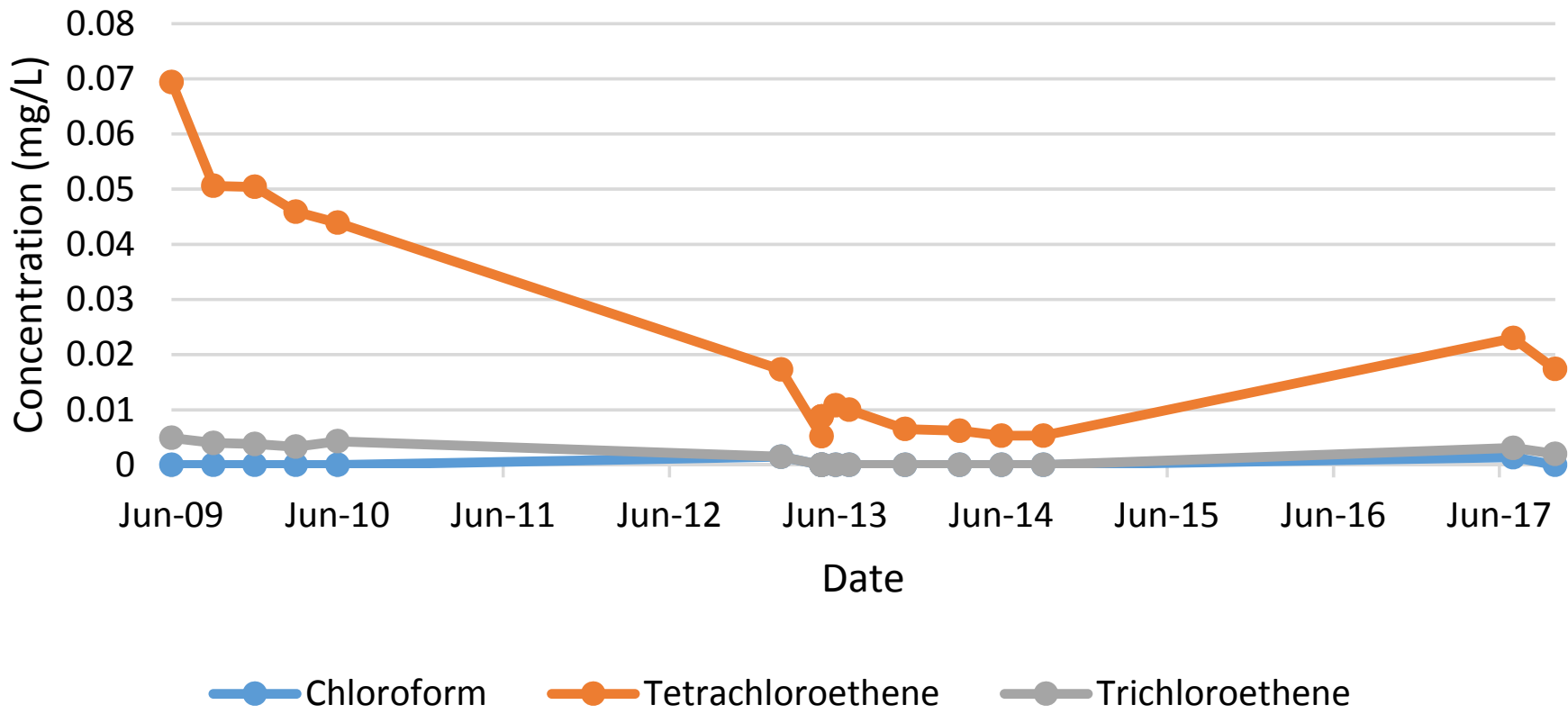


TMW-2

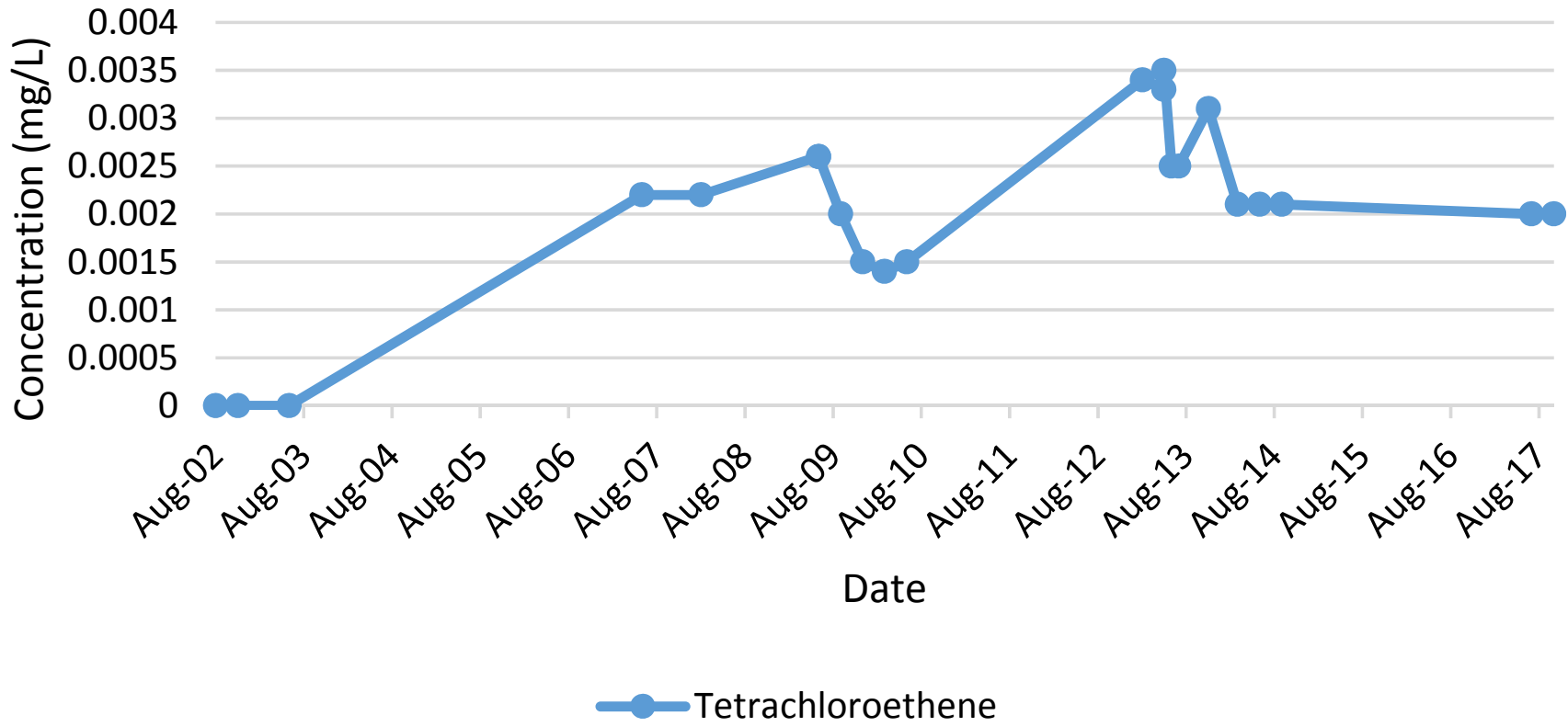


- Chloroform
- cis-1,2-Dichloroethene
- Tetrachloroethene
- Trichloroethene
- Vinyl Chloride

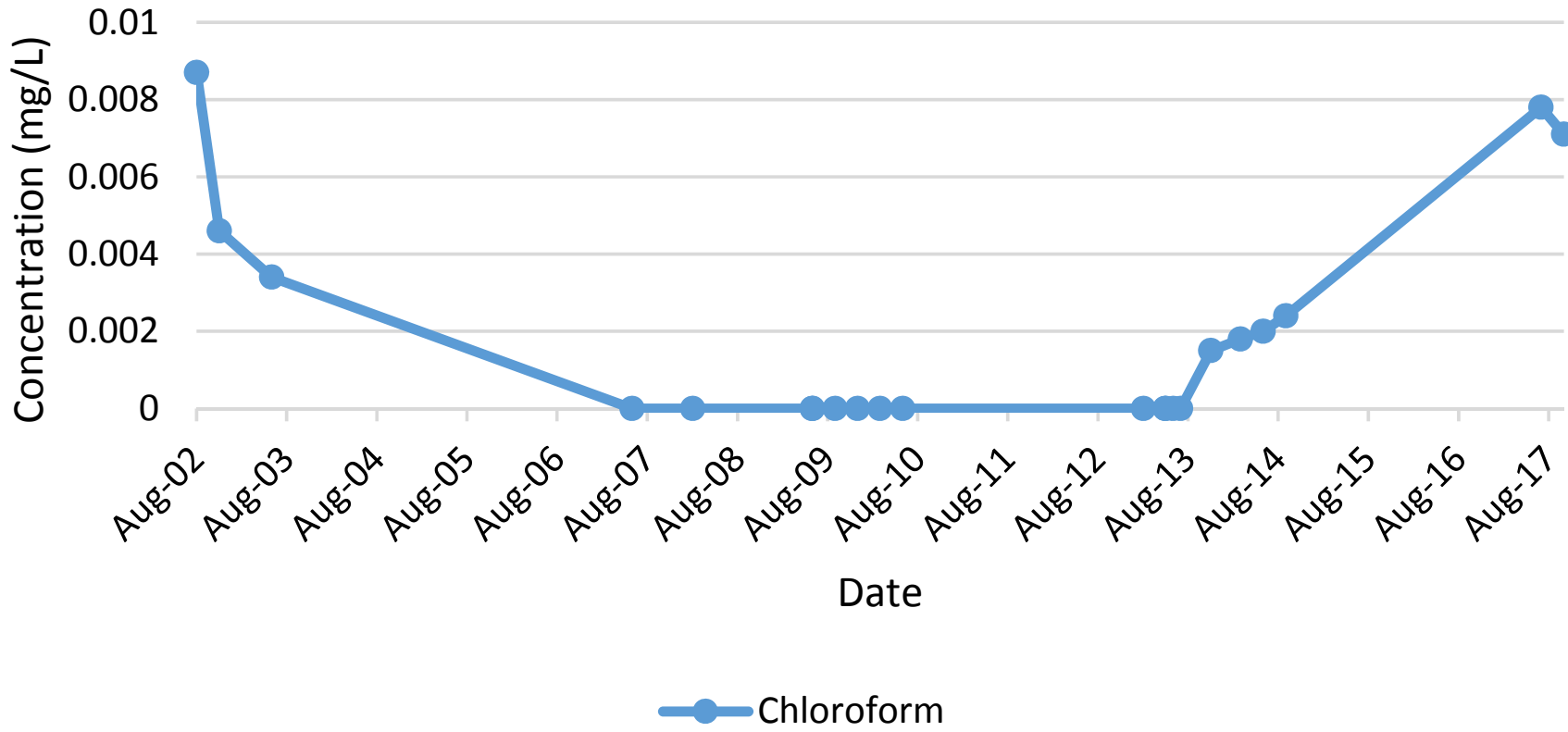
TMW-2A



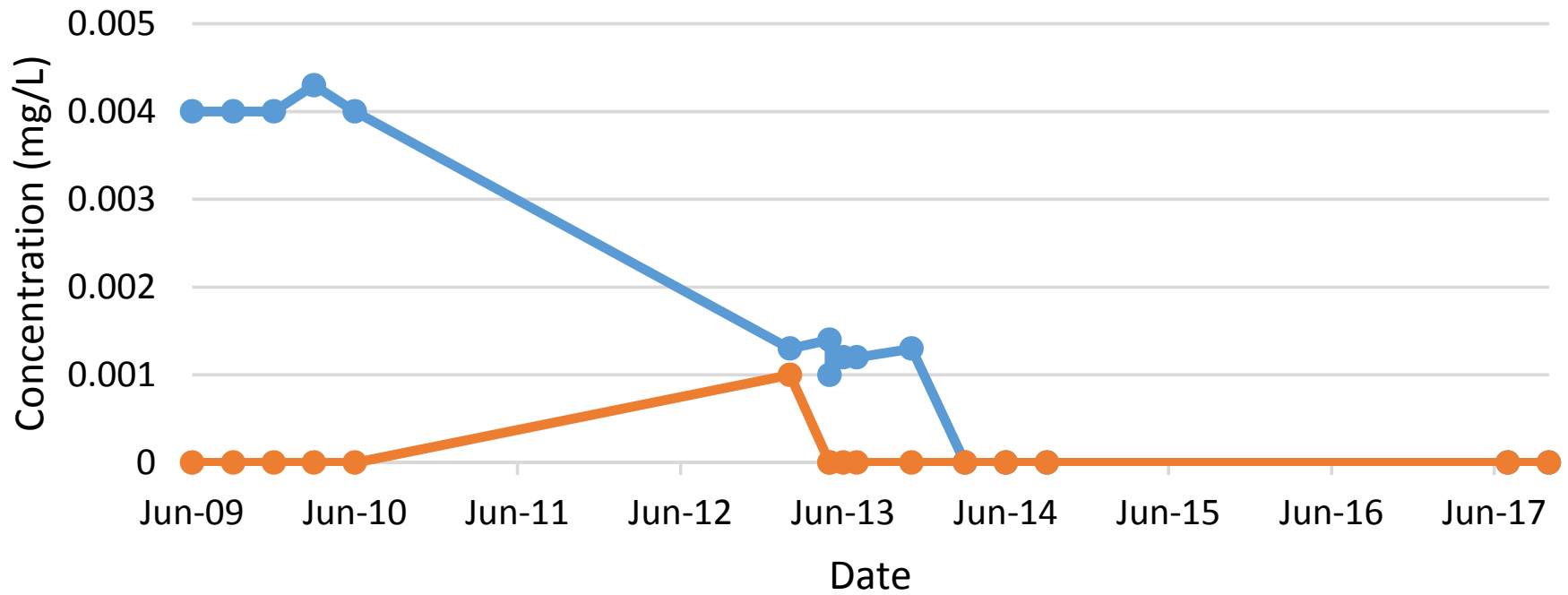
TMW-7



TMW-8

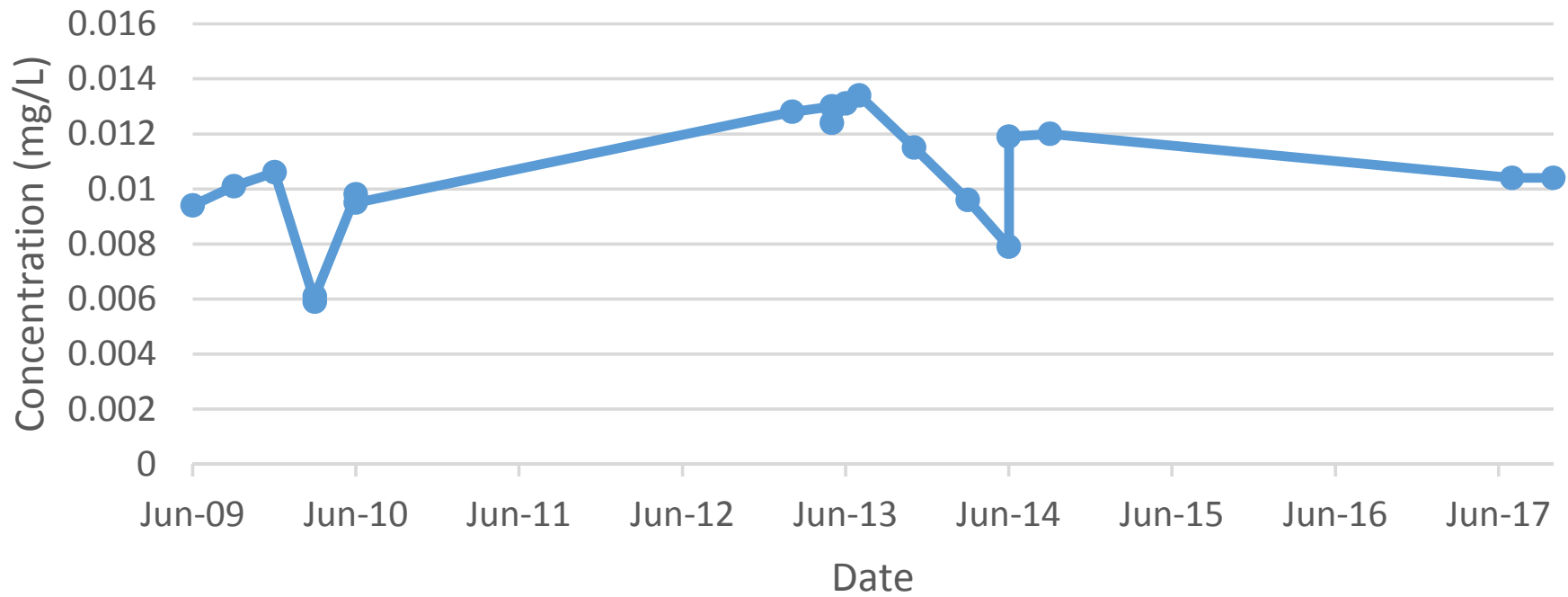


TMW-10



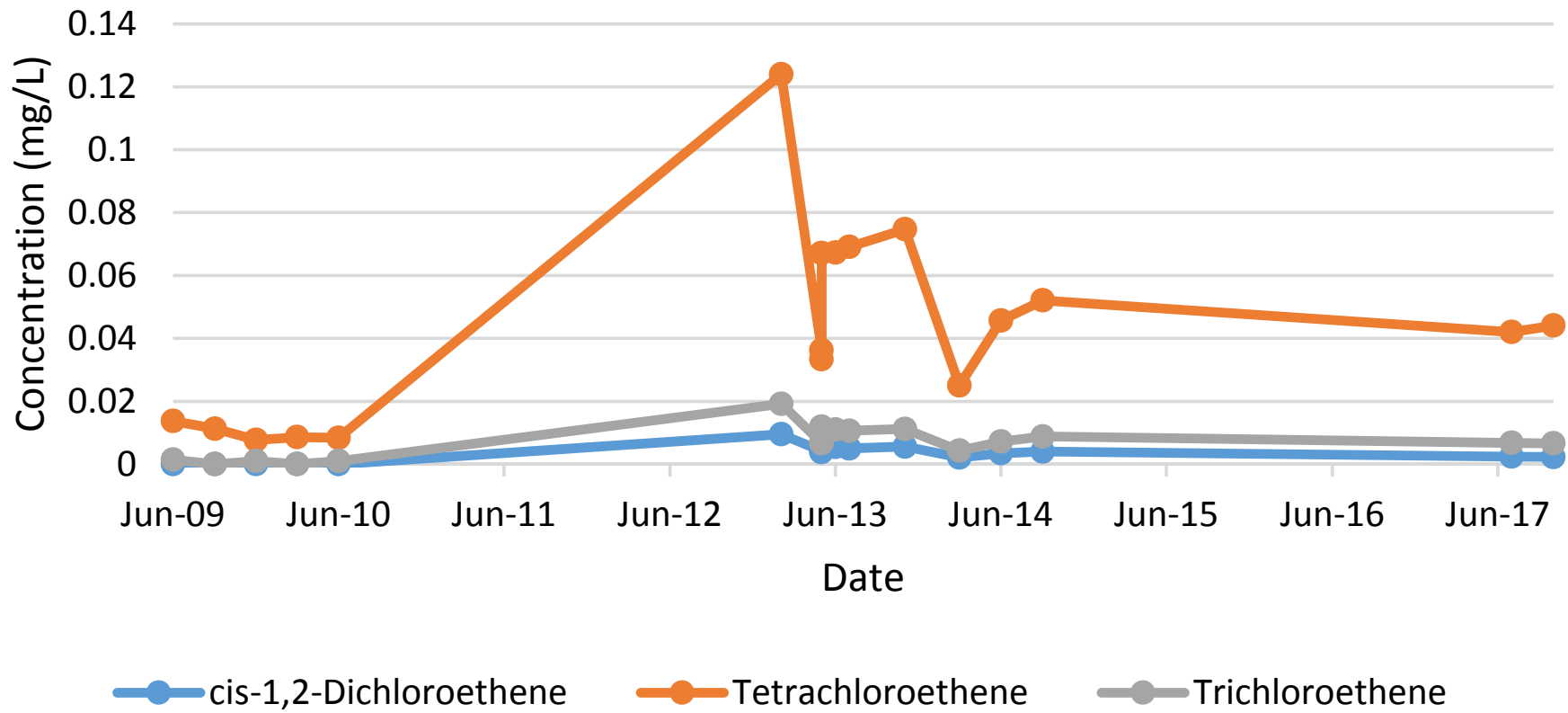
—●— Chloroform —●— Tetrachloroethene

TMW-11

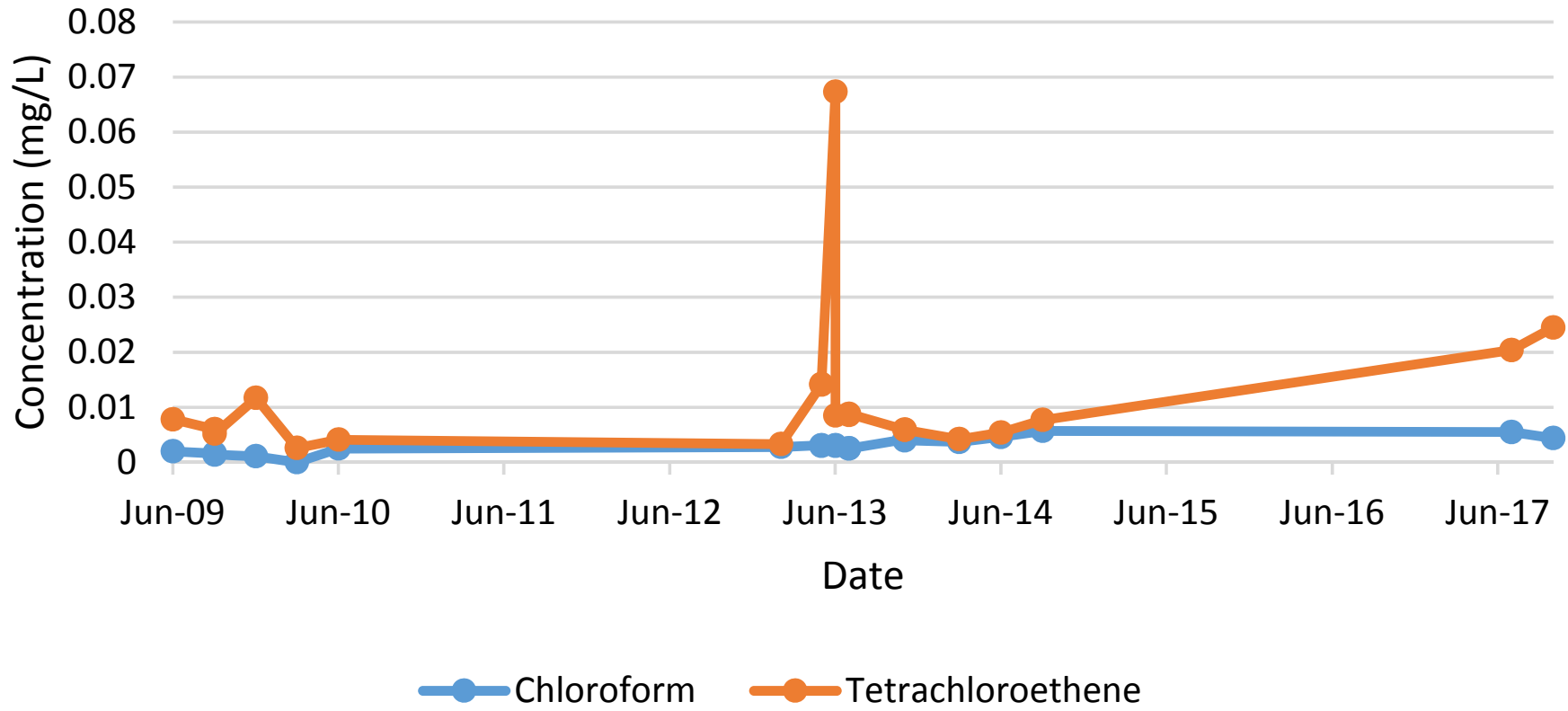


—●— Tetrachloroethene

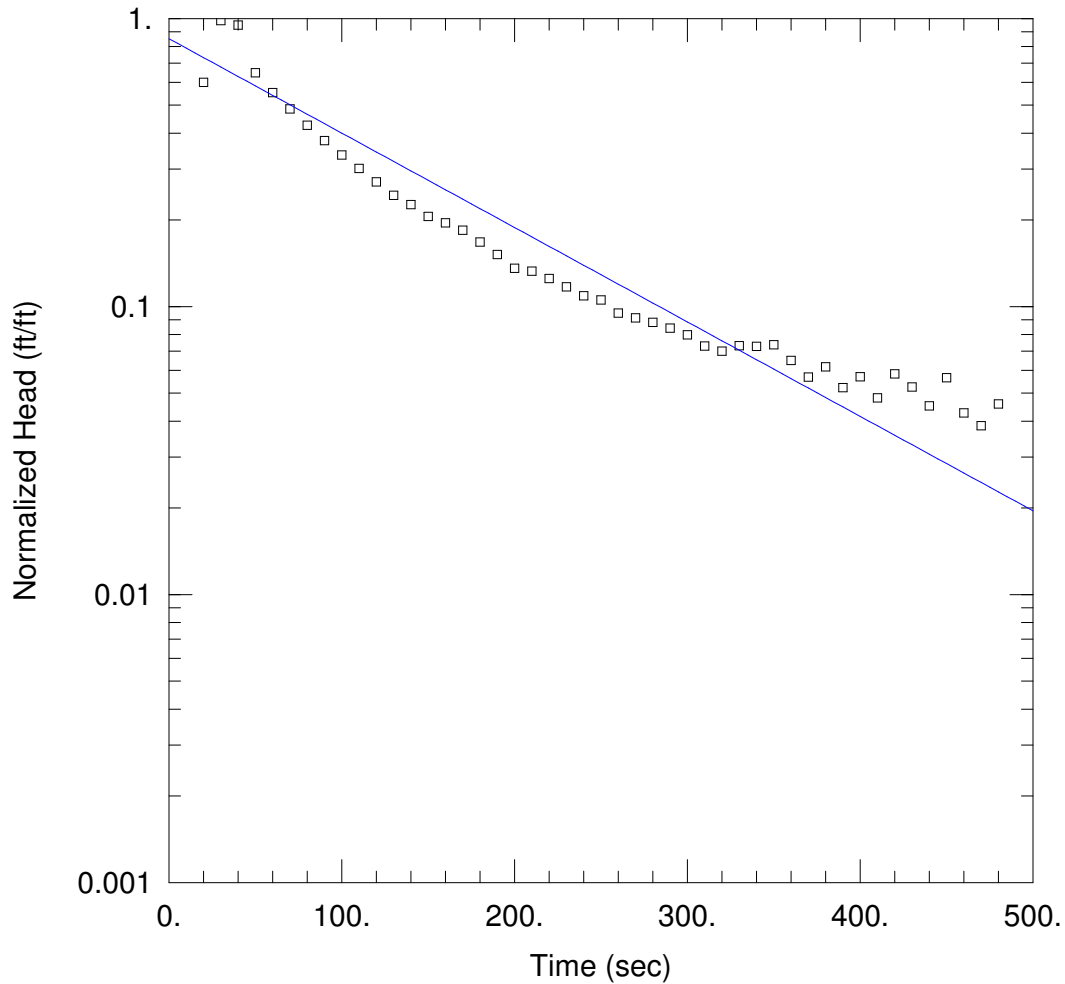
TMW-12



TMW-13



APPENDIX D
SLUG TEST DATA



TMW-6 IN

Data Set: C:\Program Files (x86)\HydroSOLVE\AQTESOLV Pro 4.0\TMW-6 IN.aqt
 Date: 01/19/18 Time: 10:42:18

PROJECT INFORMATION

Company: Amec Foster Wheeler
 Client: Matrix Service Co.
 Project: 6123-17-0689
 Location: Newnan, GA
 Test Well: TMW-6
 Test Date: 10/17/17

AQUIFER DATA

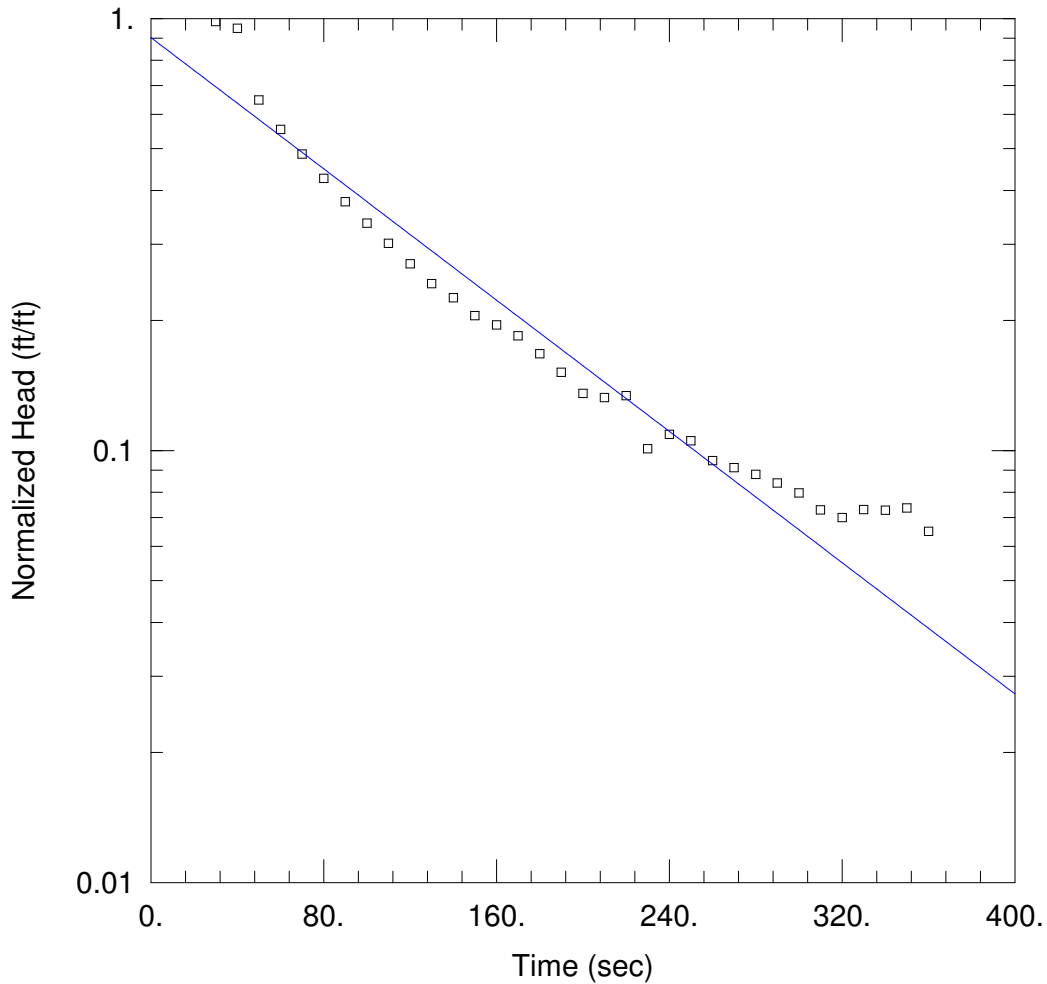
Saturated Thickness: 40. ft Anisotropy Ratio (Kz/Kr): 1.

WELL DATA (TMW-6)

Initial Displacement: -1. ft Static Water Column Height: 14.5 ft
 Total Well Penetration Depth: 15.5 ft Screen Length: 15. ft
 Casing Radius: 0.083 ft Well Radius: 0.083 ft
 Gravel Pack Porosity: 0.

SOLUTION

Aquifer Model: Unconfined Solution Method: Bouwer-Rice
 K = 8.444E-5 cm/sec y0 = -0.8509 ft



TMW-6 OUT

Data Set: C:\Program Files (x86)\HydroSOLVE\AQTESOLV Pro 4.0\TMW-6 OUT.aqt
 Date: 01/19/18 Time: 10:34:59

PROJECT INFORMATION

Company: Amec Foster Wheeler
 Client: Matrix Service Co.
 Project: 6123-17-0689
 Location: Newnan, GA
 Test Well: TMW-6
 Test Date: 10/17/17

AQUIFER DATA

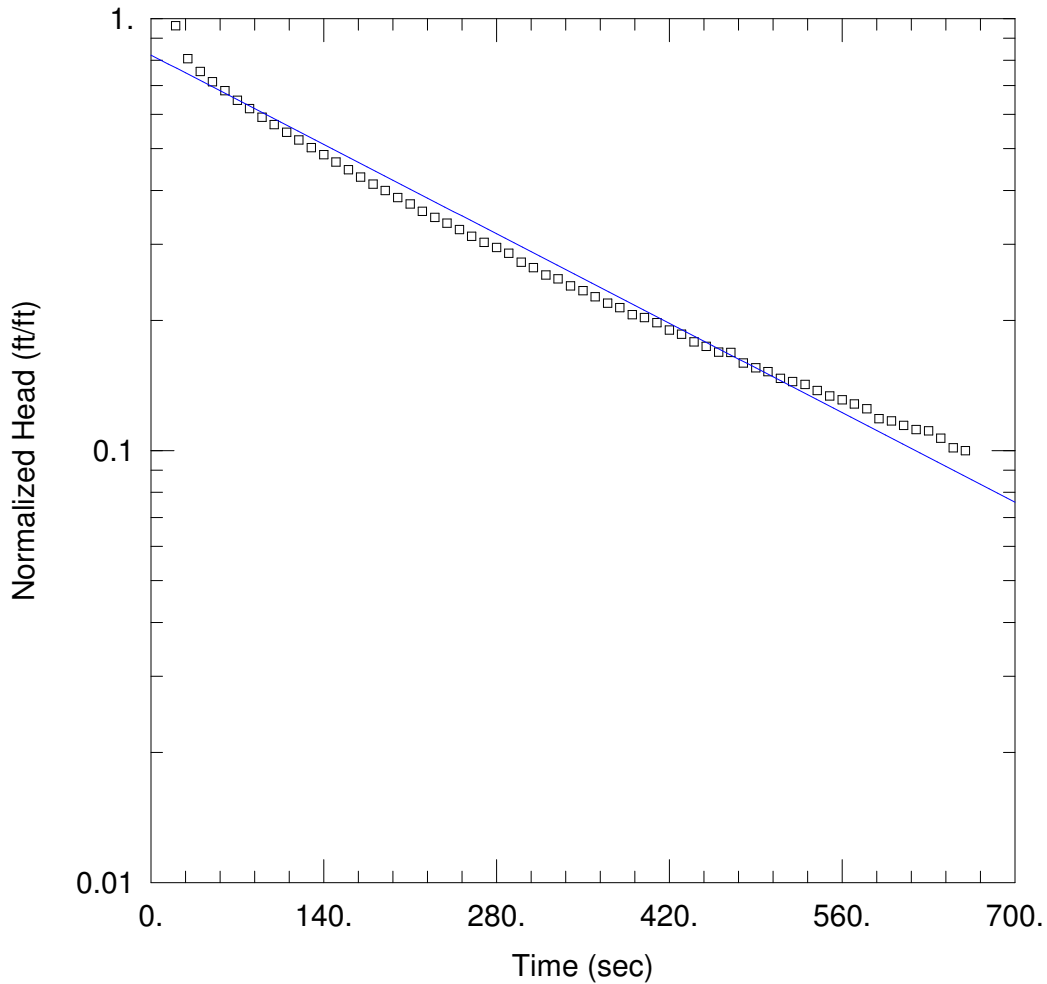
Saturated Thickness: 40. ft Anisotropy Ratio (Kz/Kr): 1.

WELL DATA (TMW-6)

Initial Displacement: -1. ft Static Water Column Height: 14.5 ft
 Total Well Penetration Depth: 15.5 ft Screen Length: 15. ft
 Casing Radius: 0.083 ft Well Radius: 0.083 ft
 Gravel Pack Porosity: 0.

SOLUTION

Aquifer Model: Unconfined Solution Method: Bouwer-Rice
 K = 9.783E-5 cm/sec y0 = -0.9031 ft



TMW-10 IN

Data Set: C:\Program Files (x86)\HydroSOLVE\AQTESOLV Pro 4.0\TMW-10 IN.aqt
 Date: 01/19/18 Time: 10:36:04

PROJECT INFORMATION

Company: Amec Foster Wheeler
 Client: Matrix Service Co.
 Project: 6123-17-0689
 Location: Newnan, GA
 Test Well: TMW-10
 Test Date: 10/17/17

AQUIFER DATA

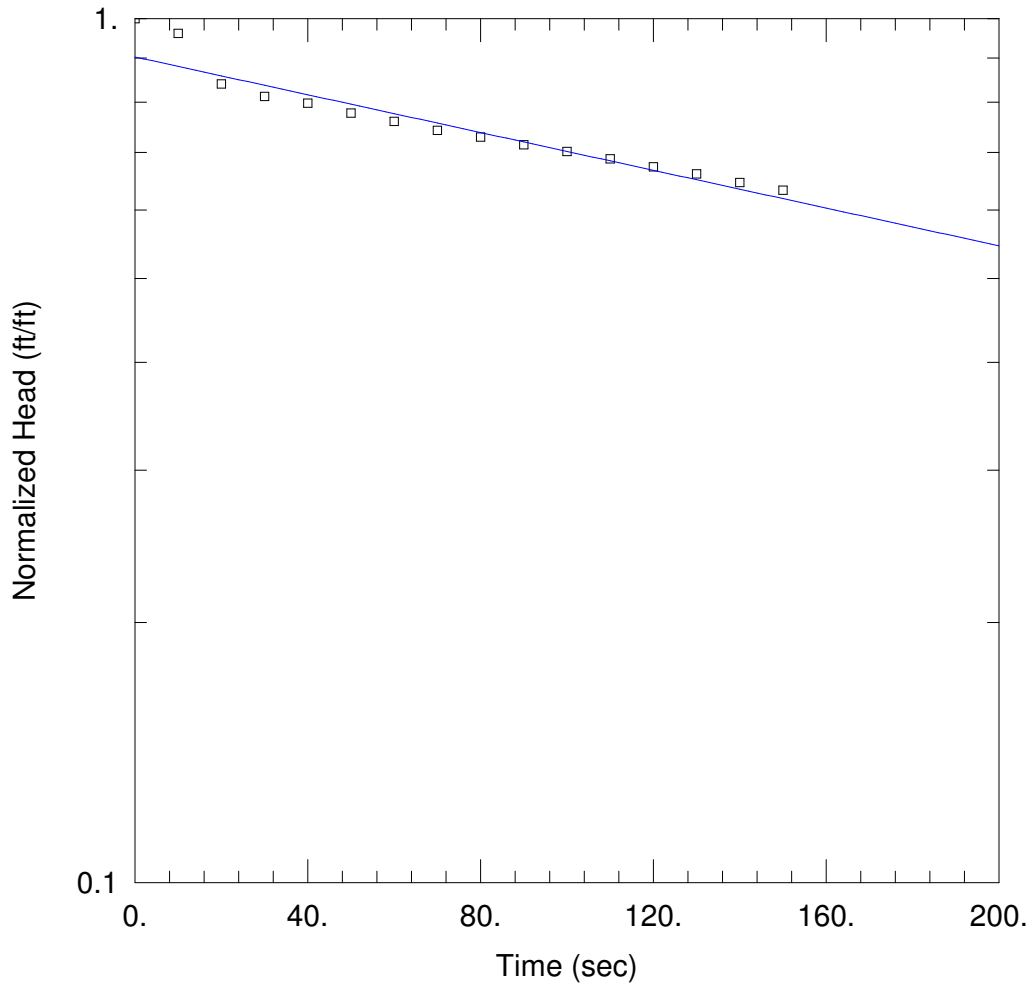
Saturated Thickness: 40. ft Anisotropy Ratio (Kz/Kr): 1.

WELL DATA (TMW-10)

Initial Displacement: -2.5 ft Static Water Column Height: 31.65 ft
 Total Well Penetration Depth: 22. ft Screen Length: 10. ft
 Casing Radius: 0.083 ft Well Radius: 0.083 ft
 Gravel Pack Porosity: 0.

SOLUTION

Aquifer Model: Unconfined Solution Method: Bouwer-Rice
 K = 5.772E-5 cm/sec y0 = -2.058 ft



TMW-10 OUT

Data Set: C:\Program Files (x86)\HydroSOLVE\AQTESOLV Pro 4.0\TMW-10 OUT.aqt
 Date: 01/19/18 Time: 10:37:39

PROJECT INFORMATION

Company: Amec Foster Wheeler
 Client: Matrix Service Co.
 Project: 6123-17-0689
 Location: Newnan, GA
 Test Well: TMW-10
 Test Date: 10/17/17

AQUIFER DATA

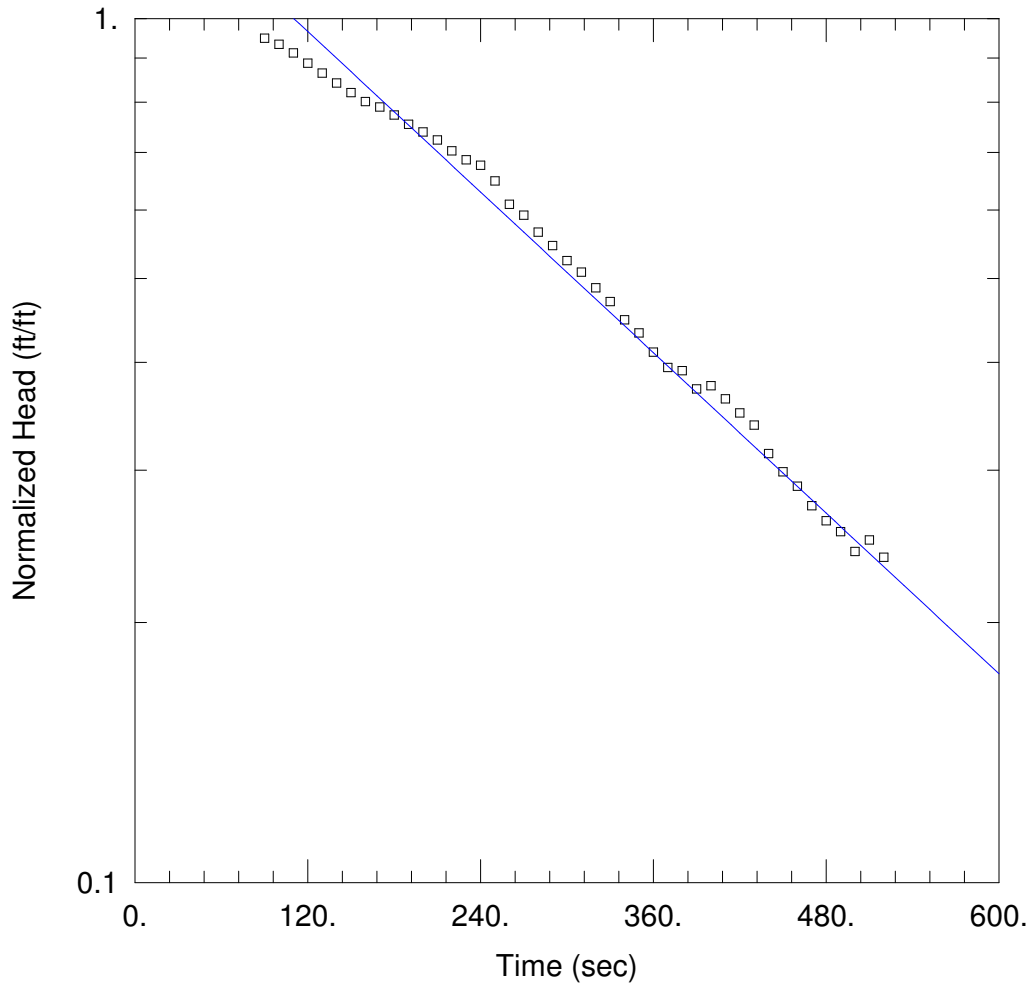
Saturated Thickness: 40. ft Anisotropy Ratio (Kz/Kr): 1.

WELL DATA (TMW-10)

Initial Displacement: 2.5 ft Static Water Column Height: 31.65 ft
 Total Well Penetration Depth: 22. ft Screen Length: 10. ft
 Casing Radius: 0.083 ft Well Radius: 0.083 ft
 Gravel Pack Porosity: 0.

SOLUTION

Aquifer Model: Unconfined Solution Method: Bouwer-Rice
 K = 4.268E-5 cm/sec y0 = 2.256 ft



TMW-12 IN

Data Set: C:\Program Files (x86)\HydroSOLVE\AQTESOLV Pro 4.0\TMW-12 IN.aqt
 Date: 01/19/18 Time: 10:21:53

PROJECT INFORMATION

Company: Amec Foster Wheeler
 Client: Matrix Service Co.
 Project: 6123-17-0689
 Location: Newnan, GA
 Test Well: TMW-6
 Test Date: 10/17/17

AQUIFER DATA

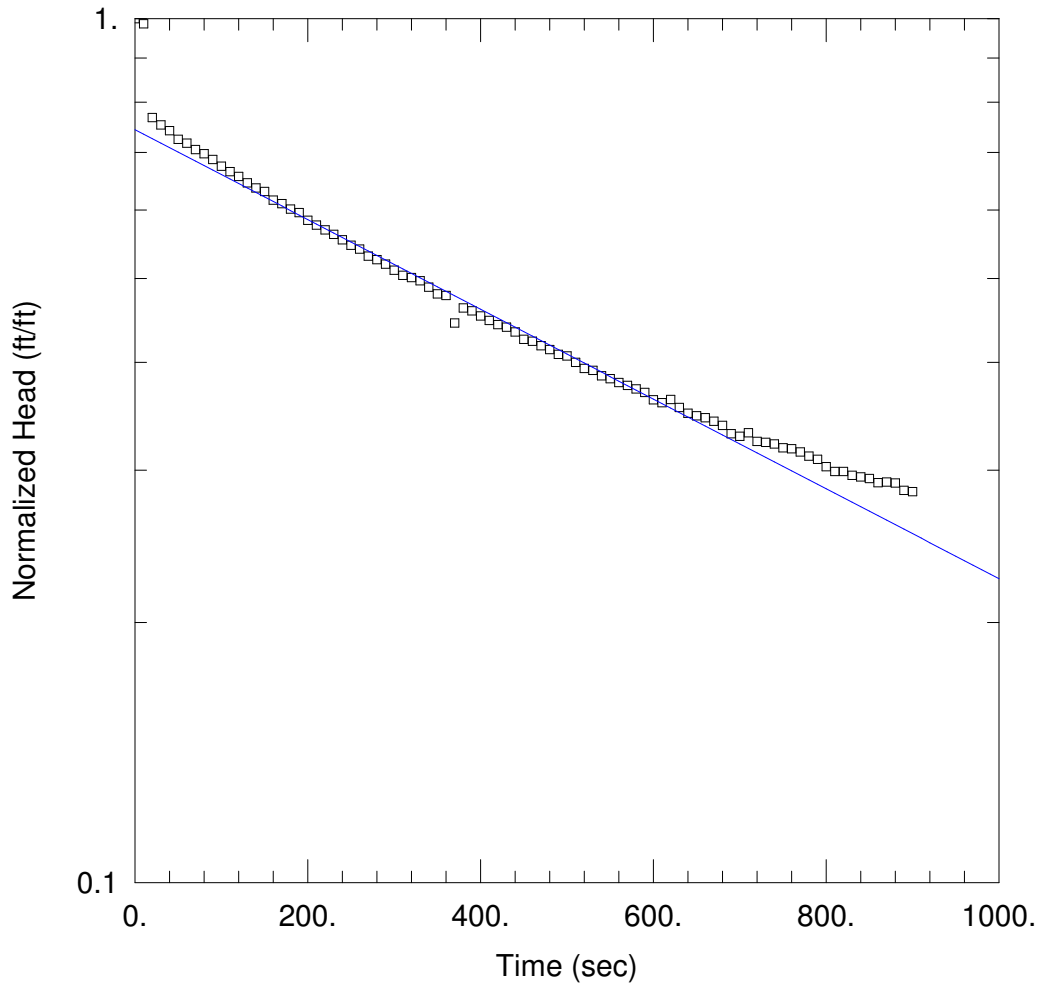
Saturated Thickness: 40. ft Anisotropy Ratio (Kz/Kr): 1.

WELL DATA (TMW-12)

Initial Displacement: -2.2 ft Static Water Column Height: 20. ft
 Total Well Penetration Depth: 35. ft Screen Length: 15. ft
 Casing Radius: 0.083 ft Well Radius: 0.083 ft
 Gravel Pack Porosity: 0.

SOLUTION

Aquifer Model: Unconfined Solution Method: Bouwer-Rice
 K = 4.621E-5 cm/sec y0 = -3.26 ft



TMW-12 OUT

Data Set: C:\Program Files (x86)\HydroSOLVE\AQTESOLV Pro 4.0\TMW-12 OUT.aqt
 Date: 05/07/18 Time: 09:40:11

PROJECT INFORMATION

Company: Amec Foster Wheeler
 Client: Matrix Service Co.
 Project: 6123-17-0689
 Location: Newnan, GA
 Test Well: TMW-6
 Test Date: 10/17/17

AQUIFER DATA

Saturated Thickness: 40. ft Anisotropy Ratio (Kz/Kr): 1.

WELL DATA (TMW-12)

Initial Displacement: 2.2 ft Static Water Column Height: 20. ft
 Total Well Penetration Depth: 35. ft Screen Length: 15. ft
 Casing Radius: 0.083 ft Well Radius: 0.083 ft
 Gravel Pack Porosity: 0.

SOLUTION

Aquifer Model: Unconfined Solution Method: Bouwer-Rice
 K = 1.55E-5 cm/sec y_0 = 1.636 ft

APPENDIX E
VAPOR INTRUSION EVALUATION

Matrix Site, Newnan, Georgia

Residential Scenario (Apartment) - Based on Concentrations in TMW-12 and TMW-13

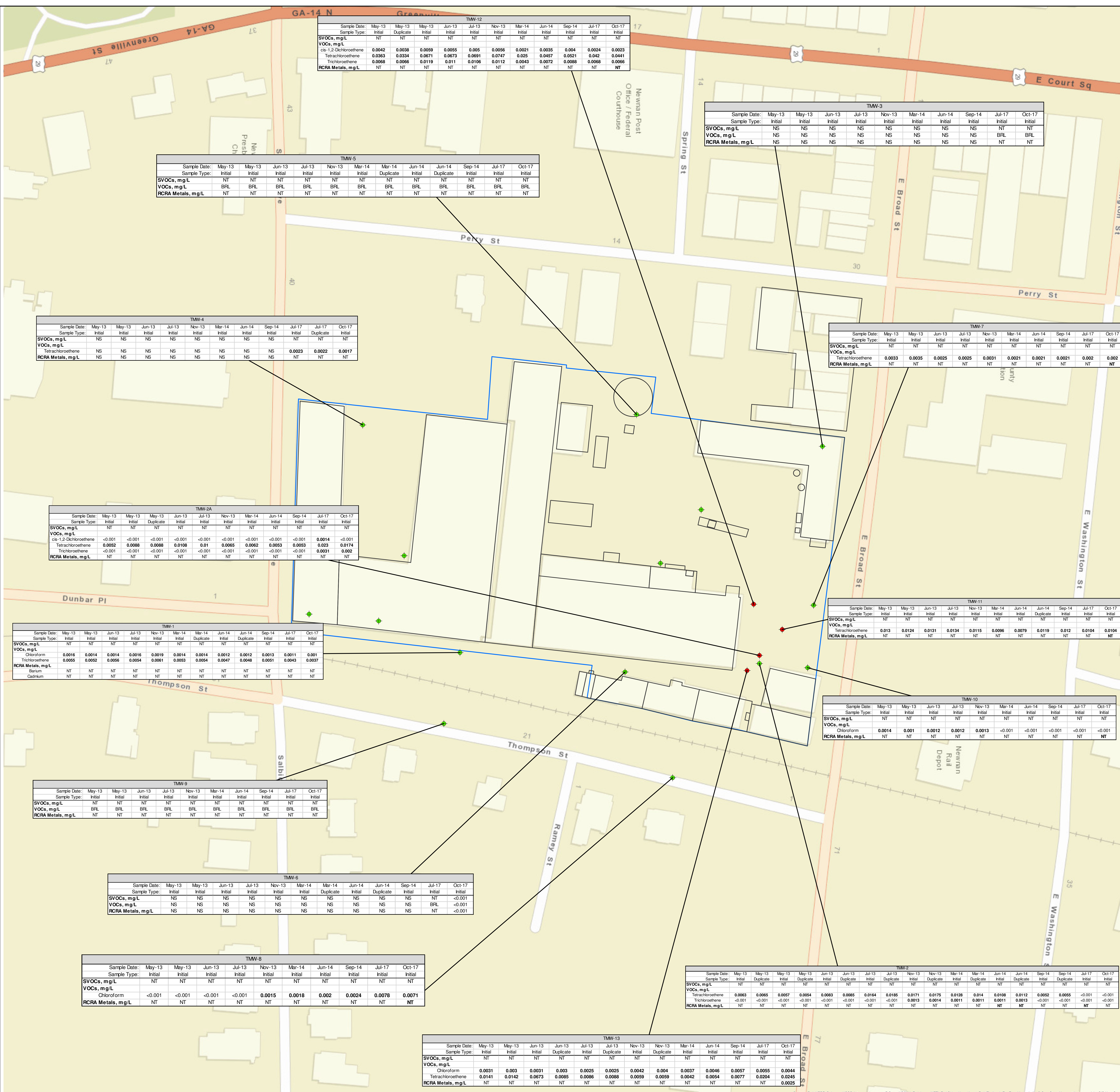
Table of Inputs and Outputs for Multiple Chemicals

Note: Parameters other than the chemical concentration must be entered in the MODEL sheet and must be the

Source Characteristics:				Chloroform	Tetrachloroethylene	Trichloroethylene
	Units	Symbol	Value	Value	Value	
Source medium		Source	Groundwater	Groundwater	Groundwater	
Groundwater concentration	(ug/L)	Cmedium	4.4	44.1	6.6	
Depth below grade to water table	(m)	Ls	5.10	5.10	5.10	
Average groundwater temperature	(°C)	Ts	20.2	20.2	20.2	
Calc: Source vapor concentration	(ug/m3)	Cs	546	24985	2140	
Calc: % of pure component saturated vapor concentration	(%)	%Sat	0.000%	0.015%	0.000%	
Chemical:				Value	Value	Value
Chemical Name		Chem	Chloroform	Tetrachloroethylene	Trichloroethylene	
CAS No.		CAS	67-66-3	127-18-4	79-01-6	
Toxicity Factors				Value	Value	Value
Unit risk factor	(ug/m ³) ⁻¹	IUR	2.30E-05	2.60E-07	4.10E-06	
Mutagenic compound		Mut	No	No	Yes	
Reference concentration	(ug/m ³)	RfC	9.80E-02	4.00E-02	2.00E-03	
Chemical Properties:				Value	Value	Value
Pure component water solubility	(mg/L)	S	7.95E+03	2.06E+02	1.28E+03	
Henry's Law Constant @ 25°C	(atm·m ³ /mol)	Hc	3.67E-03	1.77E-02	9.85E-03	
Calc: Henry's Law Constant @ 25°C	(dimensionless)	Hr	1.50E-01	7.24E-01	4.03E-01	
Calc: Henry's Law Constant @ system temperature	(dimensionless)	Hs	1.24E-01	5.67E-01	3.24E-01	
Diffusivity in air	(cm ² /s)	Dair	7.69E-02	5.05E-02	6.87E-02	
Diffusivity in water	(cm ² /s)	Dwater	1.09E-05	9.46E-06	1.02E-05	
Building Characteristics:				Value	Value	Value
Building setting		Bldg_Setting	Residential	Residential	Residential	
Foundation type		Found_Type	Slab-on-grade	Slab-on-grade	Slab-on-grade	
Depth below grade to base of found	(m)	Lb	0.15	0.15	0.15	
Foundation thickness	(m)	Lf	0.10	0.10	0.10	
Fraction of foundation area with crac	(-)	eta	0.001	0.001	0.001	
Enclosed space floor area	(m ²)	Ab	80.00	80.00	80.00	
Enclosed space mixing height	(m)	Hb	2.74	2.74	2.74	
Indoor air exchange rate	(1/hr)	ach	0.45	0.45	0.45	
Qsoil/Qbuilding	(-)	Qsoil_Qb	0.0030	0.0030	0.0030	
Calc: Building ventilation rate	(m ³ /hr)	Qb	98.64	98.64	98.64	
Calc: Average vapor flow rate into building	(m ³ /hr)	Qsoil	0.30	0.30	0.30	
Vadose zone characteristics:				Value	Value	Value
Stratum A (Top of soil profile):						
Stratum A SCS soil type		SCS_A	Silt Loam	Silt Loam	Silt Loam	
Stratum A thickness (from surface)	(m)	hSA	5.10	5.10	5.10	
Stratum A total porosity	(-)	nSA	0.439	0.439	0.439	
Stratum A water-filled porosity	(-)	nwSA	0.180	0.180	0.180	
Stratum A bulk density	(g/cm ³)	rhoSA	1.490	1.490	1.490	
Stratum B (Soil layer below Stratum A):						
Stratum B SCS soil type		SCS_B	Not Present	Not Present	Not Present	
Stratum B thickness	(m)	hSB	0.00	0.00	0.00	
Stratum B total porosity	(-)	nSB				
Stratum B water-filled porosity	(-)	nwSB				
Stratum B bulk density	(g/cm ³)	rhoSB				

Stratum C (Soil layer below Stratum B):						
Stratum C SCS soil type		SCS_C		Not Present	Not Present	Not Present
Stratum C thickness	(m)	hSC		0.00	0.00	0.00
Stratum C total porosity	(-)	nSC				
Stratum C water-filled porosity	(-)	nWSC				
Stratum C bulk density	(g/cm ³)	rhoSC				
Stratum directly above the water table						
Stratum A, B, or C		src_soil	Stratum A	Stratum A	Stratum A	Stratum A
Height of capillary fringe	(m)	hcz	0.682	0.682	0.682	0.682
Capillary zone total porosity	(-)	ncz	0.439	0.439	0.439	0.439
Capillary zone water filled porosity	(-)	nwcZ	0.349	0.349	0.349	0.349
Exposure Parameters:				Value	Value	Value
Target risk for carcinogens	(-)	Target_CR	1.00E-06	1.00E-06	1.00E-06	1.00E-06
Target hazard quotient for non-carcinogens	(-)	Target_HQ	1	1	1	1
Exposure Scenario		Scenario	Residential	Residential	Residential	Residential
Averaging time for carcinogens	(yrs)	ATc	70	70	70	70
Averaging time for non-carcinogens	(yrs)	ATnc	26	26	26	26
Exposure duration	(yrs)	ED	26	26	26	26
Exposure frequency	(days/yr)	EF	350	350	350	350
Exposure time	(hrs/24 hrs)	ET	24	24	24	24
Mutagenic mode-of-action factor	(yrs)	MMOAF	72	72	72	72
Source to Indoor Air Attenuation Factor				Value	Value	Value
Groundwater to indoor air attenuation coefficient	(-)	alpha	5.5E-05	3.4E-05	4.7E-05	4.7E-05
		Range	NA	NA	NA	NA
Predicted Indoor Air Concentration				Value	Value	Value
Indoor air concentration due to vapor intrusion	(ug/m3)	Cia	3.0E-02	8.5E-01	1.0E-01	1.0E-01
		Range	NA	NA	NA	NA
	(ppbv)	Cia	6.1E-03	1.3E-01	1.9E-02	1.9E-02
		Range	NA	NA	NA	NA
Predicted Vapor Concentration Beneath the Foundation				Value	Value	Value
Subslab vapor concentration	(ug/m3)	Css	9.9E+00	2.8E+02	3.3E+01	3.3E+01
		Range	NA	NA	NA	NA
	(ppbv)	Css	2.0E+00	4.2E+01	6.2E+00	6.2E+00
		Range	NA	NA	NA	NA
Diffusive Transport Upward Through Vadose Zone				Value	Value	Value
Effective diffusion coefficient through Stratum A	(cm2/sec)	DeffA	4.4E-03	2.9E-03	4.0E-03	4.0E-03
Effective diffusion coefficient through Stratum B	(cm2/sec)	DeffB				
Effective diffusion coefficient through Stratum C	(cm2/sec)	DeffC				
Effective diffusion coefficient through capillary zone	(cm2/sec)	DeffCZ	1.5E-04	9.0E-05	1.2E-04	1.2E-04
Effective diffusion coefficient through unsaturated zone	(cm2/sec)	DeffT	8.8E-04	5.5E-04	7.5E-04	7.5E-04
Critical Parameters				Value	Value	Value
Factor for diffusive transport from source to building with Hb (disturbance depth) for transport through the foundation (advection / diffusion)	(-)	A_Param	5.6E-05	3.4E-05	4.7E-05	4.7E-05
Factor for diffusive transport from source to building with Ls (disturbance depth) for transport through the foundation (advection / diffusion)	(-)	B_Param	2.2E+02	3.3E+02	2.4E+02	2.4E+02
Factor for convective transport from subslab to building	(-)	C_Param	3.0E-03	3.0E-03	3.0E-03	3.0E-03
			2.0E+02	3.0E+02	2.2E+02	2.2E+02
Interpretation						
				Advection is the dominant mechanism across the foundation. Diffusion through soil is the overall rate limiting process.		
Critical Parameters						
				Hb, Ls, DeffT, ach		


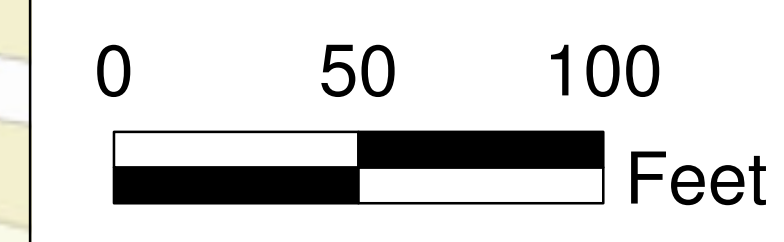
Non-Critical Parameters								
				Qsoil_Qb, Lf, DeffA, eta				
Risk Calculations				Units	Symbol	Value	Value	Value
						Chloroform	Tetrachloroethylene	Trichloroethylene
Risk-Based Target Screening Levels								
Target risk for carcinogens	(-)	Target_CR		1E-06		1E-06		1E-06
Target hazard quotient for noncarcinogens	(-)	Target_HQ		1		1		1
Target indoor air concentration	(ug/m3)	Target_IA		1.22E-01		1.08E+01		4.78E-01
	(ppbv)	Target_IA		2.50E-02		1.59E+00		8.91E-02
Target groundwater concentration	(ug/L)	Target_GW		1.80E+01		5.60E+02		3.17E+01
Incremental Risk Estimates								Total:
Incremental cancer risk from vapor intrusion	(-)	Cancer_Risk		2.44E-07		7.87E-08		4.03E-07
		Range						7E-07
Hazard quotient from vapor intrusion	(-)	HQ		0.00029		0.020		0.048
		Range						0.07



Legend

- ◆ Monitoring Well
- ◆ Groundwater Results Exceed Maximum Contaminant Level (MCL) October 2017
- ▭ Building Outline
- ▭ Property Boundary

Note:
Survey by W.W. Flowers, JR., Registered Land Surveyor, 24 September 2002. The fence on the western boundary was modified to match the survey information.



Groundwater Sample Locations and Results May 2013 through October 2017

57 EAST BROAD STREET
NEWNAN, GEORGIA

CLIENT: MATRIX SERVICE COMPANY
10701 EAST UTE STREET
TULSA, OK 74166

PROJECT NUMBER 6123170649
DRAWN BY/DATE CLS 11/2/2017
APPROVED BY/DATE TN 11/2/2017

FIG. 2



690 Commonwealth Center
11003 Bluegrass Parkway
Louisville, KY 40299
Tel: (502) 267-0700

Table 2
Residential Assumptions Used in Johnson & Ettinger Model (2017)
Matrix Site
Newnan, Georgia

Parameter	Value	Justification
Average Soil Temp.	20.2 °C	Measured GW Temperature
Depth Below Grade to Enclosed Space Floor	0.15 m	Site specific
Groundwater Depth	5.10 m	Site-specific data – TMW-13
Stratum A Soil Vapor Permeability	SIL	Silt Loam – site-specific data
SCS Soil Type	SIL	Silt Loam – site-specific data
Soil Dry Bulk Density	1.49 g/cm ³	Silt Loam – NRCS value for Silt Loam
Soil Total Porosity	0.439 unitless	Silt Loam – Model Value for Silt Loam
Soil Water-filled Porosity	0.18 cm ³ /cm ³	Silt Loam – Model Value for Silt Loam
Enclosed Space Floor Thickness	0.1 m	Model default
Soil-Building Pressure Differential	40 g/cm-s ²	Model default
Enclosed Floorspace	80 m ²	Assumed apartment dimension
Building Mixing Height	2.74 m	9 foot ceiling – site-specific
Floor-Wall Seam Crack percentage	0.001	Model default
Indoor Air Exchange Rate	0.45/hour	Site-specific
Average Vapor Flow Rate	Model generated, L/m	Model option
Averaging Time, Carcinogens	70 years	HSRA Rule, Appendix III, Table 3
Averaging Time, Noncarcinogens	26 years (Adult) 6 years (Child)	EPA 2014 Default
Exposure Duration	26 years (Adult) 6 years (Child)	EPA 2014 Default
Exposure Frequency	350 days/year	EPA 2014 Default

APPENDIX F
RISK REDUCTION STANDARD CALCULATIONS

**Table F-1
Summary of Soil RRS**

PARAMETER	Type 1 RRS mg/kg	Type 2 RRS DAF of 1 mg/kg	Type 3 RRS Surface mg/kg	Type 3 RRS Subsurface mg/kg	Type 4 RRS IW DAF of 1 mg/kg
<u>Volatile Organic Compounds (VOCs)</u>					
Carbon Disulfide	4.0E+02	1.2E+00	4.0E+02	4.0E+02	1.2E+00
Chloroform	3.9E+00	2.2E-02	4.9E+00	8.0E+00	2.2E-02
cis-1,2-Dichloroethene	7.0E+00	2.1E-02	7.0E+00	7.0E+00	6.9E-02
Tetrachloroethene	5.0E-01	9.0E-03	5.0E-01	5.0E-01	5.1E-02
Trichloroethene	5.0E-01	1.8E-03	5.0E-01	5.0E-01	2.1E-03
<u>SVOCS</u>					
Anthracene	5.0E+02	2.0E+02	5.0E+02	5.0E+02	1.2E+03
Benzo(a)anthracene	5.0E+00	3.8E-01	5.0E+00	5.0E+00	5.3E-01
Benzo(a)pyrene	1.6E+00	9.1E-01	1.6E+00	1.6E+00	3.8E+00
Benzo(b)fluoranthene	5.0E+00	9.3E+00	5.0E+00	5.0E+00	3.9E+01
Benzo(ghi)perylene	5.0E+02	1.9E+00	5.0E+02	5.0E+02	1.9E+00
Benzo(k)fluoranthene	5.0E+00	9.1E+01	5.0E+00	5.0E+00	3.8E+02
Chrysene	5.0E+00	2.8E+02	5.0E+00	5.0E+00	1.2E+03
Fluoranthene	5.0E+02	7.0E+01	5.0E+02	5.0E+02	5.2E+02
Indeno(1,2,3-cd)pyrene	5.0E+00	3.1E+01	5.0E+00	5.0E+00	1.3E+02
Naphthalene	1.0E+02	5.9E-03	1.0E+02	1.0E+02	2.9E-02
Phenanthrene	1.1E+02	1.9E-01	1.1E+02	1.1E+02	1.9E-01
Pyrene	5.0E+02	5.0E+01	5.0E+02	5.0E+02	3.8E+02
<u>Metals</u>					
Arsenic	2.0E+01	2.9E-01	3.8E+01	4.1E+01	2.9E-01
Barium	1.0E+03	1.7E+02	1.0E+03	1.0E+03	1.0E+03
Cadmium (Diet)	2.0E+00	7.5E-01	3.9E+01	3.9E+01	4.4E+00
Chromium, Total	1.0E+02	1.9E+00	1.2E+03	1.2E+03	1.9E+00
Chromium III (Insoluble Salts)	5.0E-01	1.0E+05	5.0E-01	5.0E-01	1.0E+05
Chromium VI	5.0E-02	3.0E-02	5.0E-02	5.0E-02	1.3E-01
Lead	7.5E+01	1.4E+01	4.0E+02	4.0E+02	1.4E+01
Mercury (Mercuric Chloride and Inorganic Salts)	5.0E-01	3.1E-01	1.7E+01	1.7E+01	1.8E+00
Selenium	2.0E+00	5.2E-01	3.6E+01	3.6E+01	3.0E+00

**Table F-2
Toxicity Values**

PARAMETER	Chronic Reference Dose		Cancer Slope Factor		Weight of Evidence	Source for Chronic RfDs and SFs
	Oral (RfDo) (mg/kg/day)	Inhalation (RfDi) (mg/kg/day)	Oral (SFo) (mg/kg/day)-1	Inhalation (SF _i) (mg/kg/day)-1		
<u>Volatile Organic Compounds (VOCs)</u>						
Carbon Disulfide	1.0E-01	2.0E-01	ND	ND	ND	IRIS
Chloroform	1.0E-02	2.8E-02	3.1E-02	8.1E-02	B2	IRIS, Cal EPA, ATSDR
cis-1,2-Dichloroethene	2.0E-03	ND	ND	ND	D	IRIS
Tetrachloroethene	6.0E-03	1.1E-02	2.1E-03	9.1E-04	B	IRIS
Trichloroethene	5.0E-04	5.7E-04	4.6E-02	1.4E-02	A	IRIS
<u>Semi-volatile Organic Compounds</u>						
Anthracene	3.0E-01	ND	ND	ND	D	IRIS
Benzo(a)anthracene	ND	ND	1.0E-01	2.1E-01	B2	IRIS x TEF
Benzo(a)pyrene	3.0E-04	5.7E-07	1.0E+00	2.1E+00	Carc to Humans	IRIS
Benzo(b)fluoranthene	ND	ND	1.0E-01	2.1E-01	B2	IRIS x TEF
Benzo(ghi)perylene	ND	ND	ND	ND	D	IRIS
Benzo(k)fluoranthene	ND	ND	1.0E-02	2.1E-02	B2	IRIS x TEF
Chrysene	ND	ND	1.0E-03	2.1E-03	B2	IRIS x TEF
Fluoranthene	4.0E-02	ND	ND	ND	D	IRIS
Indeno(1,2,3-cd)pyrene	ND	ND	1.0E-01	2.1E-01	B2	IRIS x TEF
Naphthalene	2.0E-02	8.6E-04	ND	ND*	C	IRIS
Phenanthrene	ND	ND	ND	ND	D	NA
Pyrene	3.0E-02	ND	ND	ND	D	IRIS
<u>Metals</u>						
Arsenic	3.0E-04	4.3E-06	1.5E+00	1.5E+01	A	IRIS, CALEPA
Barium	2.0E-01	1.4E-04	ND	ND	D	IRIS, HEAST
Cadmium (Water)	5.0E-04	2.9E-06	ND	6.3E+00	B1	IRIS, ATSDR
Cadmium (Diet)	1.0E-03	2.9E-06	ND	6.3E+00	B1	IRIS, ATSDR
Chromium, Total	ND	ND	ND	ND	ND	NA
Chromium III (Insoluble Salts)	1.5E+00	ND	ND	ND	D	IRIS
Chromium VI	3.0E-03	2.9E-05	5.0E-01	2.9E+02	A/D	IRIS, NJ
Lead	ND	ND	ND	ND	B2	NCEA
Mercury (mercuric chloride and inorganic Salts)	3.0E-04	8.6E-05	ND	ND	C	IRIS, RSL
Selenium	5.0E-03	5.7E-03	ND	ND	D	IRIS, CALEPA

SOURCES: EPA Regional Screening Level Table (RSL), November 2015.

IRIS Integrated Risk Information System

PPRTV Provisional Peer Reviewed Toxicity Values

CALEPA California Environmental Protection Agency

HEAST Health Exposure Assessment Summary Tables

ATSDR Agency for Toxic Substances and Disease Registry

NJ New Jersey

ND No Data

NA Not Available

* Because of uncertainty associated with inhalation unit risk published by Cal EPA, only the non-carcinogenic toxicity values are used.

Table F-3
Type 1 through Type 4 Ground Water RRS, mg/l

Parameter	Chronic Reference Dose		Cancer Slope Factor		Source for Chronic RfDs and CSFs	Volatile? (a)	Type 1/Type 3 (mg/L)	Type 2 Standard (mg/L) Adult		Type 2 Standard (mg/L) Child		Type 2 Overall	Overall Residential	Type 4 (mg/L) Industrial Worker		Type 4 Overall IW	Overall Nonresidential IW
	Oral (mg/kg/day)	Inhalation (mg/kg/day)	Oral (mg/kg/day)-1	Inhalation (mg/kg/day)-1				Noncarcinogenic	Carcinogenic	Noncarcinogenic	Carcinogenic			Noncarcinogenic	Carcinogenic		
Volatile Organic Compounds (VOCs)																	
Carbon Disulfide	1.0E-01	2.0E-01	ND	ND	IRIS	v	4.0E+00	1.3E+00	ND	3.5E-01	ND	3.5E-01	4.0E+00	1.9E+00	ND	1.9E+00	4.0E+00
Chloroform	1.0E-02	2.8E-02	3.1E-02	8.1E-02	IRIS, Cal EPA, ATSDR	v	8.0E-02	1.6E-01	2.9E-03	4.5E-02	2.9E-03	2.9E-03	8.0E-02	2.6E-01	3.9E-03	3.9E-03	8.0E-02
cis-1,2-Dichloroethene	2.0E-03	ND	ND	ND	IRIS	v	7.0E-02	6.7E-02	ND	4.0E-02	ND	4.0E-02	7.0E-02	2.3E-01	ND	2.3E-01	2.3E-01
Tetrachloroethene	6.0E-03	1.1E-02	2.1E-03	9.1E-04	IRIS	v	5.0E-03	7.8E-02	1.6E-01	2.0E-02	2.2E-01	2.0E-02	2.0E-02	1.1E-01	2.9E-01	1.1E-01	1.1E-01
Trichloroethene	5.0E-04	5.7E-04	4.6E-02	1.4E-02	IRIS	v	5.0E-03	4.6E-03	8.8E-03	1.1E-03	1.3E-02	1.1E-03	5.0E-03	6.0E-03	1.8E-02	6.0E-03	6.0E-03
Semi-volatile Organic Compounds																	
Anthracene	3.0E-01	ND	ND	ND	IRIS	v	1.0E-02	1.0E+01	ND	6.0E+00	ND	6.0E+00	6.0E+00	3.5E+01	ND	3.5E+01	3.5E+01
Benzo(a)anthracene	ND	ND	1.0E-01	2.1E-01	IRIS x TEF	v	1.0E-04	ND	1.1E-03	ND	1.1E-03	1.1E-03	1.1E-03	1.5E-03	1.5E-03	1.5E-03	1.5E-03
Benzo(a)pyrene	3.0E-04	5.7E-07	1.0E+00	(a)	IRIS		2.0E-04	ND	7.8E-04	ND	2.3E-03	7.8E-04	7.8E-04	ND	3.3E-03	3.3E-03	3.3E-03
Benzo(b)fluoranthene	ND	ND	1.0E-01	(a)	IRIS x TEF		2.0E-04	ND	7.8E-03	ND	2.3E-02	7.8E-03	7.8E-03	ND	3.3E-02	3.3E-02	3.3E-02
Benzo(ghi)perylene	ND	ND	ND	ND	IRIS		1.0E-02	RL	ND	ND	ND	ND	1.0E-02	ND	ND	ND	1.0E-02
Benzo(k)fluoranthene	ND	ND	1.0E-02	(a)	IRIS x TEF		1.0E-04	RL	7.8E-02	ND	2.3E-01	7.8E-02	7.8E-02	ND	3.3E-01	3.3E-01	3.3E-01
Chrysene	ND	ND	1.0E-03	(a)	IRIS x TEF		1.0E-02	RL	7.8E-01	ND	2.3E+00	7.8E-01	7.8E-01	ND	3.3E+00	3.3E+00	3.3E+00
Fluoranthene	4.0E-02	ND	ND	ND	IRIS		1.0E+00	ND	8.0E-01	ND	8.0E-01	8.0E-01	8.0E-01	4.7E+00	ND	4.7E+00	4.7E+00
Indeno(1,2,3-cd)pyrene	ND	ND	1.0E-01	(a)	IRIS x TEF		4.0E-04	ND	7.8E-03	ND	2.3E-02	7.8E-03	7.8E-03	ND	3.3E-02	3.3E-02	3.3E-02
Naphthalene	2.0E-02	8.6E-04	ND	ND*	IRIS	v	2.0E-02	9.4E-03	ND	1.8E-03	ND	1.8E-03	1.8E-03	1.0E-02	ND	1.0E-02	1.0E-02
Phenanthrene	ND	ND	ND	ND	NA		1.0E-02	ND	ND	ND	ND	ND	1.0E-02	ND	ND	ND	1.0E-02
Pyrene	3.0E-02	ND	ND	ND	IRIS	v	1.0E+00	1.0E+00	ND	6.0E-01	ND	6.0E-01	6.0E-01	3.5E+00	1	3.5E+00	3.5E+00
Metals																	
Arsenic	3.0E-04	(a)	1.5E+00	(a)	IRIS, CALEPA		1.0E-02	1.0E-02	5.2E-04	6.0E-03	1.6E-03	5.2E-04	1.0E-02	3.5E-02	2.2E-03	2.2E-03	1.0E-02
Barium	2.0E-01	(a)	ND	ND	IRIS, HEAST		2.0E+00	6.7E+00	ND	4.0E+00	ND	4.0E+00	4.0E+00	2.3E+01	ND	2.3E+01	2.3E+01
Cadmium (Water)	5.0E-04	(a)	ND	(a)	IRIS, ATSDR		5.0E-03	1.7E-02	ND	1.0E-02	ND	1.0E-02	1.0E-02	5.8E-02	ND	5.8E-02	5.8E-02
Chromium, Total	ND	(a)	ND	(a)	NA		1.0E-01	ND	ND	ND	ND	ND	1.0E-01	ND	ND	ND	1.0E-01
Chromium III (Insoluble Salts)	1.5E+00	ND	ND	ND	IRIS		5.0E-03	RL	5.0E+01	ND	3.0E+01	3.0E+01	3.0E+01	1.8E+02	ND	1.8E+02	1.8E+02
Chromium VI	3.0E-03	(a)	5.0E-01	(a)	IRIS, NJ		5.0E-04	RL	1.0E-01	1.6E-03	6.0E-02	1.6E-03	1.6E-03	3.5E-01	6.5E-03	6.5E-03	6.5E-03
Lead	ND	ND	ND	ND	NCEA		1.5E-02	ND	ND	ND	ND	ND	1.5E-02	ND	ND	1.5E-02	1.5E-02
Mercury (mercuric chloride and inorganic Salts)	3.0E-04	(a)	ND	ND	IRIS, RSL		2.0E-03	1.0E-02	ND	6.0E-03	ND	6.0E-03	6.0E-03	3.5E-02	ND	3.5E-02	3.5E-02
Selenium	5.0E-03	(a)	ND	ND	IRIS, CALEPA		5.0E-02	1.7E-01	ND	1.0E-01	ND	1.0E-01	1.0E-01	5.8E-01	ND	5.8E-01	5.8E-01

SOURCES: EPA Regional Screening Level Table (RSL), January 2015.
 IRIS Integrated Risk Information System
 PPRTV Provisional Peer Reviewed Toxicity Values
 CALEPA California Environmental Protection Agency
 HEAST Health Exposure Assessment Summary Tables
 ATSDR Agency for Toxic Substances and Disease Registry
 ND No Data
 NA Not Available
 DL Detection limit
 (a) Compound is not volatile in water.

Equation 2 (Noncarcinogens):

$$C = \frac{THI \times BW \times AT \times 365 \text{days/year}}{EF \times ED \times [(1/RfDi) \times K \times IRa] + (1/RfDo) \times IRw]}$$

Equation 1 (Carcinogens):

$$C = \frac{TR \times BW \times AT \times 365 \text{days/year}}{EF \times ED \times [(SFI \times K \times IRa) + (SFo \times IRw)]}$$

Where:
 THI = Target Hazard Index = 1
 BW = Body Weight = 80 kg
 AT = Averaging Time = 30 years (noncarc.); 70 (carc)
 EF = Exposure Frequency = 350 days/year
 ED = Exposure Duration = 30 years
 RfDi = Inhalation Reference Dose = Chemical Specific
 K = Volatilization Factor = 0.0005 x 1000 L/m³ = 0.5 L/m³
 IRa = Inhalation Rate for Air = 15 m³/day
 RfDo = Oral Reference Dose = Chemical Specific
 IRw = Ingestion Rate for Water = 2.5 L/day
 TR = Target Risk = 0.00001
 SFo = Oral Cancer Slope Factor = Chemical Specific
 SFI = Inhalation Cancer Slope Factor = Chemical Specific

Type 2 Adult
 1
 80 kg
 30 years (noncarc.); 70 (carc)
 350 days/year
 30 years
 Chemical Specific
 0.5 L/m³
 15 m³/day
 Chemical Specific
 2.5 L/day
 0.00001
 Chemical Specific
 Chemical Specific

Type 2 Parameters Child
 1
 15 kg
 6 years (noncarc.); 70 (carcinogens)
 350 days/year
 6 years
 Chemical Specific
 0.5 L/m³
 15 m³/day
 Chemical Specific
 0.78 L/day
 0.00001
 Chemical Specific
 Chemical Specific

Type 4 Industrial Worker Parameters
 1
 80 kg
 25 years for noncarcinogens; 70 years for carc.
 250 day/year
 25 year
 Chemical Specific
 0.5 L/m³
 20 m³/day
 Chemical Specific
 1 L/day
 0.00001
 Chemical Specific
 Chemical Specific

Table F-4
Type 1 and Type 3 Soil RRS, mg/kg

PARAMETER	Volatilization Factor (m ³ /kg)	HSRA Type I Soil Criteria (mg/kg) (a)	HSRA Appendix I Value (mg/kg) (b)	Type I Groundwater RRS (mg/L) (c)	Type 1 GW RRS x 100 (mg/kg)	Number 1 (mg/kg) (d)	Risk-Based Residential Type 1		Risk-Based Soil	Overall Type 1 RRS (mg/kg) (h)	Risk-Based Nonresidential Type 3		Risk-Based Soil	Subsurface Soil	Surface Soil
							Noncarcinogenic (mg/kg) (e)	Carcinogenic (mg/kg) (f)	Type 1 RRS (mg/kg) (g)		Noncarcinogenic (mg/kg) (e)	Carcinogenic (mg/kg) (f)	Type 3 RRS (mg/kg) (g)	Type 3 RRS (mg/kg) (i)	Type 3 RRS (mg/kg) (j)
Volatile Organic Compounds (VOCs)															
Carbon Disulfide	8.9E+02	ND	DL	4.0E+00	4.0E+02	4.0E+02	8.5E+02	ND	8.5E+02	4.0E+02	9.0E+02	ND	9.0E+02	4.0E+02	4.0E+02
Chloroform	2.8E+03	ND	6.8E-01	8.0E-02	8.0E+00	8.0E+00	3.6E+02	3.9E+00	3.9E+00	3.9E+00	3.9E+02	4.9E+00	4.9E+00	8.0E+00	4.9E+00
cis-1,2-Dichloroethene	2.7E+03	ND	5.3E-01	7.0E-02	7.0E+00	7.0E+00	1.3E+03	ND	1.3E+03	7.0E+00	4.1E+03	ND	4.1E+03	7.0E+00	7.0E+00
Tetrachloroethene	2.6E+03	ND	1.8E-01	5.0E-03	5.0E-01	5.0E-01	1.4E+02	3.2E+02	1.4E+02	5.0E-01	1.5E+02	4.1E+02	1.5E+02	5.0E-01	5.0E-01
Trichloroethene	2.4E+03	ND	1.3E-01	5.0E-03	5.0E-01	5.0E-01	6.6E+00	1.9E+01	6.6E+00	5.0E-01	7.1E+00	2.4E+01	7.1E+00	5.0E-01	5.0E-01
Semi-volatile Organic Compounds															
Anthracene	7.3E+05	ND	5.0E+02	1.0E-02	RL	1.0E+00	5.0E+02	1.9E+05	ND	1.9E+05	5.0E+02	6.1E+05	ND	6.1E+05	5.0E+02
Benzo(a)anthracene	6.3E+06	ND	5.0E+00	1.0E-04		1.0E-02	5.0E+00	ND	1.5E+02	1.5E+02	5.0E+00	ND	5.7E+02	5.7E+02	5.0E+00
Benzo(a)pyrene	NA	ND	1.6E+00	2.0E-04		2.0E-02	1.6E+00	ND	1.5E+01	1.5E+01	1.6E+00	ND	5.7E+01	5.7E+01	1.6E+00
Benzo(b)fluoranthene	NA	ND	5.0E+00	2.0E-04		2.0E-02	5.0E+00	ND	1.5E+02	1.5E+02	5.0E+00	ND	5.7E+02	5.7E+02	5.0E+00
Benzo(ghi)perylene	NA	ND	5.0E+02	1.0E-02	RL	1.0E+00	5.0E+02	ND	ND	ND	5.0E+02	ND	ND	ND	5.0E+02
Benzo(k)fluoranthene	NA	ND	5.0E+00	1.0E-04	RL	1.0E-02	5.0E+00	ND	1.5E+03	1.5E+03	5.0E+00	ND	5.7E+03	5.7E+03	5.0E+00
Chrysene	NA	ND	5.0E+00	1.0E-02	RL	1.0E+00	5.0E+00	ND	1.5E+04	1.5E+04	5.0E+00	ND	5.7E+04	5.7E+04	5.0E+00
Fluoranthene	NA	ND	5.0E+02	1.0E+00		1.0E+02	5.0E+02	2.6E+04	ND	2.6E+04	5.0E+02	8.2E+04	ND	8.2E+04	5.0E+02
Indeno(1,2,3-cd)pyrene	NA	ND	5.0E+00	4.0E-04		4.0E-02	5.0E+00	ND	1.5E+02	1.5E+02	5.0E+00	ND	5.7E+02	5.7E+02	5.0E+00
Naphthalene	6.4E+04	ND	1.0E+02	2.0E-02		2.0E+00	1.0E+02	2.6E+02	ND	2.6E+02	1.0E+02	2.8E+02	ND	2.8E+02	1.0E+02
Phenanthrene	NA	ND	1.1E+02	1.0E-02	RL	1.0E+00	1.1E+02	ND	ND	ND	1.1E+02	ND	ND	ND	1.1E+02
Pyrene	3.4E+06	ND	5.0E+02	1.0E+00		1.0E+02	5.0E+02	1.9E+04	ND	1.9E+04	5.0E+02	6.1E+04	ND	6.1E+04	5.0E+02
Metals															
Arsenic	NA	2.0E+01	4.1E+01	1.0E-02		1.0E+00	4.1E+01	1.9E+02	1.0E+01	1.0E+01	2.0E+01	6.1E+02	3.8E+01	3.8E+01	4.1E+01
Barium	NA	1.0E+03	5.0E+02	2.0E+00		2.0E+02	5.0E+02	1.2E+05	ND	1.2E+05	1.0E+03	3.6E+05	ND	3.6E+05	1.0E+03
Cadmium (Diet)	NA	2.0E+00	3.9E+01	5.0E-03		5.0E-01	3.9E+01	6.3E+02	8.3E+04	6.3E+02	2.0E+00	2.0E+03	1.1E+05	2.0E+03	3.9E+01
Chromium, Total	NA	1.0E+02	1.2E+03	1.0E-01		1.0E+01	1.2E+03	ND	ND	ND	1.0E+02	ND	ND	ND	1.2E+03
Chromium III (Insoluble Salts)	NA	NA	NA	5.0E-03	RL	5.0E-01	5.0E-01	9.6E+05	ND	9.6E+05	5.0E-01	3.1E+06	ND	3.1E+06	5.0E-01
Chromium VI	NA	NA	NA	5.0E-04	RL	5.0E-02	5.0E-02	1.9E+03	2.9E+01	2.9E+01	5.0E-02	6.1E+03	1.1E+02	1.1E+02	5.0E-02
Lead	NA	7.5E+01	4.0E+02	1.5E-02		1.5E+00	4.0E+02	ND	ND	ND	7.5E+01	ND	ND	4.0E+02	4.0E+02
Mercury (Mercuric Chloride and Inorganic Salts)	NA	5.0E-01	1.7E+01	2.0E-03		2.0E-01	1.7E+01	1.9E+02	ND	1.9E+02	5.0E-01	6.1E+02	ND	6.1E+02	1.7E+01
Selenium	NA	2.0E+00	3.6E+01	5.0E-02		5.0E+00	3.6E+01	3.2E+03	ND	3.2E+03	2.0E+00	1.0E+04	ND	1.0E+04	3.6E+01

Notes:

- (a) Table 2, Appendix III of HSRA regulations
- (b) Appendix I of HSRA regulations. Value is the soil concentration that triggers notification requirements.
- (c) Table 1, Appendix III of HSRA regulations. For those substances not listed, reporting limit used as the Type I groundwater RRS.
- (d) Value is the highest of the Appendix I value and the groundwater RRS x 100.
- (e)
$$\frac{THI \times BW \times ATn \times 365 \text{days/year}}{EF \times ED \times [(1/RI) \times (1/VF + 1/PEF) \times InhR] + (1/RI) \times Irs \times CF}$$
- (f)
$$\frac{TR \times BW \times ATc \times 365 \text{days/year}}{EF \times ED \times [(SFi \times (1/VF + 1/PEF) \times InhR) + (Sfo \times Irs \times CF)]}$$
- (g) Minimum of noncarcinogenic and carcinogenic concentrations.
- (h) Minimum concentration of Number 1 and Type 1 RRS.
- (i) Maximum concentration of Number 1 and HSRA Type 1 Soil Criteria.
- (j) Minimum concentration of the risk-based soil Type 3 RRS and the subsurface soil Type 3 RRS.
- RL Reporting Limit
- RRS Risk Reduction Standard
- GW Groundwater
- ND Not Determined - Can not be calculated

Exposure Parameters	Residential	Nonresidential	Unit
	Type 1	Type 3	
Total Hazard Index (THI)	1	1	unitless
Target Risk (TR)	1.E-05	1.E-05	unitless
Target Risk (TR) WOE - C	1.E-04	1.E-04	
Body Weight (BW)	70	70	kg
Averaging Time, Carcinogen (ATc)	70	70	yr
Averaging Time, Noncarcinogen (ATn)	30	25	yr
Exposure Duration (ED)	30	25	yr
Exposure Frequency (EF)	350	250	days/yr
Soil Ingestion Rate (IRs)	114	50	mg/day
Air Inhalation Rate (InhR)	15	20	m ³ /day
Particulate Emission Factor (PEF)	4.63E+09	4.63E+09	m ³ /kg
Conversion Factor (CF)	1.E-06	1.E-06	kg/mg
Volatilization Factor (VF)	Chemical-specific ;hemical-specific		m ³ /kg

Table F-5
Soil to Groundwater Leachability

SS DF = 1
SS foc = 0.002

Parameter	K _d (L/kg) (1)	K _{oc} (L/kg) (2)	Source	H'				Groundwater	C _w *SS DF	Pathway	Groundwater	C _w *SS DF	Pathway	Residential	Industrial Worker	C _w *SS DF	Pathway	Industrial Worker
				ϕ _w	ϕ _a	(unitless)	ϕ _w +ϕ _a *H'/P _b	Type 1/3 RRS (C _w , mg/L)	Type 1/3 C _s (mg/kg)	Type 2 RRS (C _w , mg/L)	Type 2 C _s (mg/kg)	Soil Leaching Criteria (3)	Groundwater Type 4 RRS (C _w , mg/L)	Type 4 C _s (mg/kg)	Soil Leaching Criteria (4)			
Volatile Organic Compounds (VOCs)																		
Carbon Disulfide	4.3E-02	2.2E+01	RSL	3.0E-01	1.3E-01	5.9E-01	2.5E-01	4.0E+00	4.0E+00	1.2E+00	3.5E-01	3.5E-01	1.0E-01	1.2E+00	1.9E+00	1.9E+00	5.7E-01	1.2E+00
Chloroform	6.4E-02	3.2E+01	RSL	3.0E-01	1.3E-01	1.5E-01	2.1E-01	8.0E-02	8.0E-02	2.2E-02	2.9E-03	2.9E-03	7.9E-04	2.2E-02	3.9E-03	3.9E-03	1.1E-03	2.2E-02
cis-1,2-Dichloroethene	7.9E-02	4.0E+01	RSL	3.0E-01	1.3E-01	1.7E-01	2.1E-01	7.0E-02	7.0E-02	2.1E-02	4.0E-02	4.0E-02	1.2E-02	2.1E-02	2.3E-01	2.3E-01	6.9E-02	6.9E-02
Tetrachloroethene	1.9E-01	9.5E+01	RSL	3.0E-01	1.3E-01	7.2E-01	2.6E-01	5.0E-03	5.0E-03	2.3E-03	2.0E-02	2.0E-02	9.0E-03	9.0E-03	1.1E-01	1.1E-01	5.1E-02	5.1E-02
Trichloroethene	1.2E-01	6.1E+01	RSL	3.0E-01	1.3E-01	4.0E-01	2.3E-01	5.0E-03	5.0E-03	1.8E-03	1.1E-03	1.1E-03	3.8E-04	1.8E-03	6.0E-03	6.0E-03	2.1E-03	2.1E-03
Semi-volatile Organic Compounds																		
Anthracene	3.3E+01	1.6E+04	RSL	3.0E-01	1.3E-01	2.3E-03	2.0E-01	1.0E-02	1.0E-02	3.3E-01	6.0E+00	6.0E+00	2.0E+02	2.0E+02	3.5E+01	3.5E+01	1.2E+03	1.2E+03
Benzo(a)anthracene	3.5E+02	1.8E+05	RSL	3.0E-01	1.3E-01	4.9E-04	2.0E-01	1.0E-04	1.0E-04	3.5E-02	1.1E-03	1.1E-03	3.8E-01	3.8E-01	1.5E-03	1.5E-03	5.3E-01	5.3E-01
Benzo(a)pyrene	1.2E+03	5.9E+05	RSL	3.0E-01	1.3E-01	1.9E-05	2.0E-01	2.0E-04	2.0E-04	2.4E-01	7.8E-04	7.8E-04	9.1E-01	9.1E-01	3.3E-03	3.3E-03	3.8E+00	3.8E+00
Benzo(b)fluoranthene	1.2E+03	6.0E+05	RSL	3.0E-01	1.3E-01	2.7E-05	2.0E-01	2.0E-04	2.0E-04	2.4E-01	7.8E-03	7.8E-03	9.3E+00	9.3E+00	3.3E-02	3.3E-02	3.9E+01	3.9E+01
Benzo(ghi)perylene	1.9E+02	9.6E+04	HSDB	3.0E-01	1.3E-01	1.1E-05	2.0E-01	1.0E-02	1.0E-02	1.9E+00	ND	ND	NA	1.9E+00	ND	NA	1.9E+00	1.9E+00
Benzo(k)fluoranthene	1.2E+03	5.9E+05	RSL	3.0E-01	1.3E-01	2.4E-05	2.0E-01	1.0E-04	1.0E-04	1.2E-01	7.8E-02	7.8E-02	9.1E+01	9.1E+01	3.3E-01	3.3E-01	3.8E+02	3.8E+02
Chrysene	3.6E+02	1.8E+05	RSL	3.0E-01	1.3E-01	2.1E-04	2.0E-01	1.0E-02	1.0E-02	3.6E+00	7.8E-01	7.8E-01	2.8E+02	2.8E+02	3.3E+00	3.3E+00	1.2E+03	1.2E+03
Fluoranthene	1.1E+02	5.5E+04	RSL	3.0E-01	1.3E-01	3.6E-04	2.0E-01	1.0E+00	1.0E+00	1.1E+02	8.0E-01	8.0E-01	8.9E+01	7.0E+01	4.7E+00	4.7E+00	5.2E+02	5.2E+02
Indeno(1,2,3-cd)pyrene	4.0E+03	2.0E+06	RSL	3.0E-01	1.3E-01	1.4E-05	2.0E-01	4.0E-04	4.0E-04	1.6E+00	7.8E-03	7.8E-03	3.1E+01	3.1E+01	3.3E-02	3.3E-02	1.3E+02	1.3E+02
Naphthalene	3.1E+00	1.5E+03	RSL	3.0E-01	1.3E-01	1.8E-02	2.0E-01	2.0E-02	2.0E-02	6.6E-02	1.8E-03	1.8E-03	5.9E-03	5.9E-03	1.0E-02	1.0E-02	3.3E-02	2.9E-02
Phenanthrene	1.8E+01	9.2E+03	HSDB	3.0E-01	1.3E-01	1.7E-03	2.0E-01	1.0E-02	1.0E-02	1.9E-01	ND	ND	NA	1.9E-01	ND	NA	1.9E-01	1.9E-01
Pyrene	1.1E+02	5.4E+04	RSL	3.0E-01	1.3E-01	4.9E-04	2.0E-01	1.0E+00	1.0E+00	1.1E+02	6.0E-01	6.0E-01	6.6E+01	5.1E+01	3.5E+00	3.5E+00	3.8E+02	3.8E+02
Metals																		
Arsenic	2.9E+01		RSL	3.0E-01	1.3E-01	0.0E+00	2.0E-01	1.0E-02	1.0E-02	2.9E-01	5.2E-04	5.2E-04	1.5E-02	2.9E-01	2.2E-03	2.2E-03	6.4E-02	2.9E-01
Barium	4.1E+01		RSL	3.0E-01	1.3E-01	0.0E+00	2.0E-01	2.0E+00	2.0E+00	8.2E+01	4.0E+00	4.0E+00	1.7E+02	1.7E+02	2.3E+01	2.3E+01	9.6E+02	9.6E+02
Cadmium	7.5E+01		RSL	3.0E-01	1.3E-01	0.0E+00	2.0E-01	5.0E-03	5.0E-03	3.8E-01	1.0E-02	1.0E-02	7.5E-01	7.5E-01	5.8E-02	5.8E-02	4.4E+00	4.4E+00
Chromium, Total	1.9E+01		RSL	3.0E-01	1.3E-01	0.0E+00	2.0E-01	1.0E-01	1.0E-01	1.9E+00	ND	ND	1.9E+00	ND	ND	ND	1.9E+00	1.9E+00
Chromium III (Insoluble Salts)	1.8E+06		RSL	3.0E-01	1.3E-01	0.0E+00	2.0E-01	5.0E-03	5.0E-03	9.0E+03	3.0E+01	3.0E+01	5.4E+07	1.0E+05	1.8E+02	1.8E+02	3.2E+08	1.0E+05
Chromium VI	1.9E+01		RSL	3.0E-01	1.3E-01	0.0E+00	2.0E-01	5.0E-04	5.0E-04	9.6E-03	1.6E-03	1.6E-03	3.0E-02	3.0E-02	6.5E-03	6.5E-03	1.3E-01	1.3E-01
Lead	9.0E+02		RSL	3.0E-01	1.3E-01	0.0E+00	2.0E-01	1.5E-02	1.5E-02	1.4E+01	ND	ND	NA	1.4E+01	1.5E-02	1.5E-02	1.4E+01	1.4E+01
Mercury (mercuric chloride and inorganic Salts)	5.2E+01		RSL	3.0E-01	1.3E-01	0.0E+00	2.0E-01	2.0E-03	2.0E-03	1.0E-01	6.0E-03	6.0E-03	3.1E-01	3.1E-01	3.5E-02	3.5E-02	1.8E+00	1.8E+00
Selenium	5.0E+00		RSL	3.0E-01	1.3E-01	0.0E+00	2.0E-01	5.0E-02	5.0E-02	2.6E-01	1.0E-01	1.0E-01	5.2E-01	5.2E-01	5.8E-01	5.8E-01	3.0E+00	3.0E+00

NA Not Available

ND No Data Available

RSL EPA Regional Screening Level

HSDB Toxnet Hazardous Substances Data Base

SS DF Site-specific Dilution Factor

SS foc Site-specific fraction organic carbon

1. K_d values for inorganic compounds taken from USEPA Regional Screening Table User's Guide.

2. K_{oc} values taken from the EPA RSL Chemical-specific Parameters Supporting Table November 2015 unless otherwise noted. K_s = K_{oc} * f_{oc}.

3. Residential leaching value is the higher of the values based on the Type 1 and Type 2 groundwater RRS.

4. Non-residential leaching value is the higher of the values based on Type 3 and Type 4 groundwater RRS.

ϕ_w Water-filled soil porosity = 0.3 (L/L)

ϕ_a Air-filled soil porosity = 0.13 (L/L)

H' Dimensionless Henry Law Constant (HLC x 41) (unitless)

P_b Dry soil bulk density = 1.5 kg/L

RRS Risk Reduction Standard

C_w Target Leachate Concentration (mg/L)

C_s Screening Level in soil (mg/kg)

Table F-6
Type 2 Soil RRS, mg/kg

PARAMETER	Volatilization Factor (m ³ /kg)	Residential Leaching DAF=1 (mg/kg)	Risk-Based Residential Child		Risk-Based Residential Adult		Risk-Based Soil Type 2 RRS (mg/kg) (c)	Overall Type 2 RRS Leaching DAF=1 (mg/kg) (d)
			Noncarcinogenic (mg/kg) (a)	Carcinogenic (mg/kg) (b)	Noncarcinogenic (mg/kg) (a)	Carcinogenic (mg/kg) (b)		
Volatile Organic Compounds (VOCs)								
Carbon Disulfide	8.9E+02	1.2E+00	1.8E+02	ND	7.3E+02	ND	1.8E+02	1.2E+00
Chloroform	2.8E+03	2.2E-02	7.3E+01	4.1E+00	3.1E+02	4.2E+00	4.1E+00	2.2E-02
cis-1,2-Dichloroethene	2.7E+03	2.1E-02	1.6E+02	ND	1.7E+03	ND	1.6E+02	2.1E-02
Tetrachloroethene	2.6E+03	9.0E-03	2.9E+01	3.3E+02	1.2E+02	3.4E+02	2.9E+01	9.0E-03
Trichloroethene	2.4E+03	1.8E-03	1.4E+00	1.9E+01	5.7E+00	2.0E+01	1.4E+00	1.8E-03
SVOCS								
Anthracene	7.3E+05	2.0E+02	2.3E+04	ND	2.5E+05	ND	2.3E+04	2.0E+02
Benzo(a)anthracene	6.3E+06	3.8E-01	ND	9.1E+01	ND	2.4E+02	9.1E+01	3.8E-01
Benzo(a)pyrene	NA	9.1E-01	ND	9.1E+00	ND	2.4E+01	9.1E+00	9.1E-01
Benzo(b)fluoranthene	NA	9.3E+00	ND	9.1E+01	ND	2.4E+02	9.1E+01	9.3E+00
Benzo(ghi)perylene	NA	1.9E+00	ND	ND	ND	ND	ND	1.9E+00
Benzo(k)fluoranthene	NA	9.1E+01	ND	9.1E+02	ND	2.4E+03	9.1E+02	9.1E+01
Chrysene	NA	2.8E+02	ND	9.1E+03	ND	2.4E+04	9.1E+03	2.8E+02
Fluoranthene	NA	7.0E+01	3.1E+03	ND	3.3E+04	ND	3.1E+03	7.0E+01
Indeno(1,2,3-cd)pyrene	NA	3.1E+01	ND	9.1E+01	ND	2.4E+02	9.1E+01	3.1E+01
Naphthalene	6.4E+04	5.9E-03	5.5E+01	ND	2.3E+02	ND	5.5E+01	5.9E-03
Phenanthrene	NA	1.9E-01	ND	ND	ND	ND	ND	1.9E-01
Pyrene	3.4E+06	5.1E+01	2.3E+03	ND	2.5E+04	ND	2.3E+03	5.1E+01
Metals								
Arsenic	NA	2.9E-01	2.3E+01	6.1E+00	2.5E+02	1.6E+01	6.1E+00	2.9E-01
Barium	NA	1.7E+02	1.5E+04	ND	1.6E+05	ND	1.5E+04	1.7E+02
Cadmium (Diet)	NA	7.5E-01	7.8E+01	8.9E+04	8.2E+02	8.9E+04	7.8E+01	7.5E-01
Chromium, Total	NA	1.9E+00	ND	ND	ND	ND	ND	1.9E+00
Chromium III (Insoluble Salts)	NA	1.0E+05	1.2E+05	ND	1.3E+06	ND	1.2E+05	1.0E+05
Chromium VI	NA	3.0E-02	2.3E+02	1.8E+01	2.5E+03	4.7E+01	1.8E+01	3.0E-02
Lead	NA	1.4E+01	4.2E+02	ND	ND	ND	4.2E+02	1.4E+01
Mercury (Mercuric Chloride and Inorganic Salts)	NA	3.1E-01	2.3E+01	ND	2.5E+02	ND	2.3E+01	3.1E-01
Selenium	NA	5.2E-01	3.9E+02	ND	4.2E+03	ND	3.9E+02	5.2E-01

Notes:

RRS Risk Reduction Standard
ND Not Determined - Can not be calculated

(a)
$$\frac{THI \times BW \times ATn \times 365 \text{days/year}}{EF \times ED \times [(1/RfDi \times (1/VF + 1/PEF) \times InhR) + (1/RfDo \times lrs \times CF)]}$$

(b)
$$\frac{TR \times BW \times ATc \times 365 \text{days/year}}{EF \times ED \times [(SFI \times (1/VF + 1/PEF) \times InhR) + (SFo \times lrs \times CF)]}$$

(c) Minimum of noncarcinogenic and carcinogenic concentrations.
(d) Minimum concentration of Leaching Value and Risk-based Value.

Exposure Parameters

Total Hazard Index (THI)
Target Risk (TR)
Body Weight (BW)
Averaging Time, Carcinogen (ATc)
Averaging Time, Noncarcinogen (ATn)
Exposure Duration (ED)
Exposure Frequency (EF)
Soil Ingestion Rate (IRs)
Air Inhalation Rate (InhR)
Particulate Emission Factor (PEF)
Conversion Factor (CF)
Volatilization Factor (VF)

	Residential Child Type 2	Residential Adult Type 2
	1	1
	1.E-05	1.E-05
	15	80
	70	70
	6	24
	6	24
	350	350
	200	100
	15	20
	4.63E+09	4.63E+09
	1.E-06	1.E-06
	Chemical-specific	Chemical-specific

Table F-7
Type 4 Soil RRS, mg/kg
Default Industrial Worker

PARAMETER	Volatilization Factor (m ³ /kg)	Nonresidential Leaching DAF=1 (mg/kg)	Risk-Based Industrial Worker		Risk-Based Soil	Overall
			Noncarcinogenic (mg/kg) (a)	Carcinogenic (mg/kg) (b)	IW Type 4 RRS (mg/kg) (c)	IW Type 4 RRS Leaching DAF=1 (mg/kg) (d)
Volatile Organic Compounds (VOCs)						
Carbon Disulfide	8.9E+02	1.2E+00	1.0E+03	ND	1.0E+03	1.2E+00
Chloroform	2.8E+03	2.2E-02	4.4E+02	5.6E+00	5.6E+00	2.2E-02
cis-1,2-Dichloroethene	2.7E+03	6.9E-02	4.7E+03	ND	4.7E+03	6.9E-02
Isopropylbenzene	8.4E+03	1.9E+00	5.3E+03	ND	5.3E+03	1.9E+00
Tetrachloroethene	2.6E+03	5.1E-02	1.7E+02	4.7E+02	1.7E+02	5.1E-02
Trichloroethene	2.4E+03	2.1E-03	8.1E+00	2.8E+01	8.1E+00	2.1E-03
SVOCs						
Anthracene	7.3E+05	1.2E+03	7.0E+05	ND	7.0E+05	1.2E+03
Benzo(a)anthracene	6.3E+06	5.3E-01	ND	6.5E+02	6.5E+02	5.3E-01
Benzo(a)pyrene	NA	3.8E+00	ND	6.5E+01	6.5E+01	3.8E+00
Benzo(b)fluoranthene	NA	3.9E+01	ND	6.5E+02	6.5E+02	3.9E+01
Benzo(ghi)perylene	NA	1.9E+00	ND	ND	ND	1.9E+00
Benzo(k)fluoranthene	NA	3.8E+02	ND	6.5E+03	6.5E+03	3.8E+02
Chrysene	NA	1.2E+03	ND	6.5E+04	6.5E+04	1.2E+03
Fluoranthene	NA	5.2E+02	9.3E+04	ND	9.3E+04	5.2E+02
Indeno(1,2,3-cd)pyrene	NA	1.3E+02	ND	6.5E+02	6.5E+02	1.3E+02
Naphthalene	6.4E+04	2.9E-02	3.2E+02	ND	3.2E+02	2.9E-02
Phenanthrene	NA	1.9E-01	ND	ND	ND	1.9E-01
Pyrene	3.4E+06	3.8E+02	7.0E+04	ND	7.0E+04	3.8E+02
Metals						
Arsenic	NA	2.9E-01	7.0E+02	4.4E+01	4.4E+01	2.9E-01
Barium	NA	9.6E+02	4.2E+05	ND	4.2E+05	9.6E+02
Cadmium (Diet)	NA	4.4E+00	2.3E+03	1.2E+05	2.3E+03	4.4E+00
Chromium, Total	NA	1.9E+00	ND	ND	ND	1.9E+00
Chromium III (Insoluble Salts)	NA	1.0E+05	3.5E+06	ND	3.5E+06	1.0E+05
Chromium VI	NA	1.3E-01	6.9E+03	1.2E+02	1.2E+02	1.3E-01
Mercury (Mercuric Chloride and Inorganic Salts)	NA	1.8E+00	7.0E+02	ND	7.0E+02	1.8E+00
Selenium	NA	3.0E+00	1.2E+04	ND	1.2E+04	3.0E+00

Notes:
RRS Risk Reduction Standard
ND Not Determined - Can not be calculated

(a)
$$\frac{THI \times BW \times ATn \times 365 \text{days/year}}{EF \times ED \times [(1/RfD) \times (1/VF + 1/PEF) \times InhR] + (1/RfDo) \times Irs \times CF}$$

(b)
$$\frac{TR \times BW \times ATc \times 365 \text{days/year}}{EF \times ED \times [(SFI) \times (1/VF + 1/PEF) \times InhR] + (SFO) \times Irs \times CF}$$

(c) Minimum of noncarcinogenic and carcinogenic concentrations.
(d) Minimum concentration of Leaching Value and Risk-based Value.

Exposure Parameters

Total Hazard Index (THI)
Target Risk (TR)
Body Weight (BW)
Averaging Time, Carcinogen (ATc)
Averaging Time, Noncarcinogen (ATn)
Exposure Duration (ED)
Exposure Frequency (EF)
Soil Ingestion Rate (IRs)
Air Inhalation Rate (InhR)
Particulate Emission Factor (PEF)
Conversion Factor (CF)
Volatilization Factor (VF)

Industrial Worker

Type 4	Unit
1	unitless
1.E-05	unitless
80	kg
70	hrs
25	hrs
25	hrs
250	days/yr
50	mg/day
20	m ³ /day
4.63E+09	m ³ /kg
1.E-06	kg/mg
Chemical-specific	m ³ /kg

Table F-8

Derivation of VF Factors (Soil-to-Air Volatilization Factor)

Based on Regional Screening Level Chemical-specific Parameters Supporting Table June 2017

Analyte	CAS No.	MW	H ⁺ (unitless)	HLC (atm-m ³ /mole)	Density (g/cm ³)
Carbon Disulfide	75-15-0	7.6E+01	5.9E-01	1.4E-02	1.3E+00
Chloroform	67-66-3	1.2E+02	1.5E-01	3.7E-03	1.5E+00
Dichloroethylene, 1,2-cis-	156-59-2	9.7E+01	1.7E-01	4.1E-03	1.3E+00
~Anthracene	120-12-7	1.8E+02	2.3E-03	5.6E-05	1.3E+00
~Benz[a]anthracene	56-55-3	2.3E+02	4.9E-04	1.2E-05	1.3E+00
~Benzo(j)fluoranthene	205-82-3	2.5E+02	8.3E-06	2.0E-07	
~Benzo[a]pyrene	50-32-8	2.5E+02	1.9E-05	4.6E-07	
~Benzo[b]fluoranthene	205-99-2	2.5E+02	2.7E-05	6.6E-07	
~Benzo[k]fluoranthene	207-08-9	2.5E+02	2.4E-05	5.8E-07	
~Chrysene	218-01-9	2.3E+02	2.1E-04	5.2E-06	1.3E+00
~Fluoranthene	206-44-0	2.0E+02	3.6E-04	8.9E-06	1.3E+00
~Indeno[1,2,3-cd]pyrene	193-39-5	2.8E+02	1.4E-05	3.5E-07	
~Naphthalene	91-20-3	1.3E+02	1.8E-02	4.4E-04	1.0E+00
~Pyrene	129-00-0	2.0E+02	4.9E-04	1.2E-05	1.3E+00
Tetrachloroethylene	127-18-4	1.7E+02	7.2E-01	1.8E-02	1.6E+00
Trichloroethylene	79-01-6	1.3E+02	4.0E-01	9.9E-03	1.5E+00

Equation is from USEPA, 1991b.

VF = Volatilization Factor (m³/kg)

$$VF = \frac{(LS \times V \times DH)}{(A)} * \frac{(3.14 \times Y \times T)^{1/2}}{(2 \times Dei \times P \times Kas \times 0.001)}$$

$$Y = \frac{Dei \times P}{P + (p(1-P)/Kas)}$$

LS = Length of side of contaminated area =

V = wind speed in mixing zone =

DH = diffusion height =

A = area of contamination =

T = exposure interval =

Dei = effective diffusivity (cm²/s) =

P = air filled soil porosity (unitless) =

Kas = soil/air partition coefficient (g soil/cm³ air) =

Conversion factor =

p = True soil density or particulate density =

Dia (cm ² /s)	Diw (cm ² /s)	K _{oc} (L/kg)	Dei (cm ² /sec)	K _d (cm ³ /g)	K _{as} (g/cm ³)	Y (cm ² /sec)	VF (m ³ /kg)
1.1E-01	1.3E-05	2.2E+01	0.0752725	4.35E-01	1.36E+00	1.63E-02	8.88E+02
7.7E-02	1.1E-05	3.2E+01	0.0543976	6.36E-01	2.36E-01	2.49E-03	2.76E+03
8.8E-02	1.1E-05	4.0E+01	0.0625205	7.92E-01	2.11E-01	2.57E-03	2.73E+03
3.9E-02	7.9E-06	1.6E+04	0.0275619	3.27E+02	6.97E-06	3.90E-08	7.32E+05
2.6E-02	6.7E-06	1.8E+05	0.0184677	3.54E+03	1.39E-07	5.22E-10	6.33E+06
4.8E-02	5.6E-06	6.0E+05	0.0336508	1.20E+04	6.94E-10	4.75E-12	6.64E+07
4.8E-02	5.6E-06	5.9E+05	0.0336508	1.17E+04	1.59E-09	1.09E-11	4.38E+07
4.8E-02	5.6E-06	6.0E+05	0.0336508	1.20E+04	2.25E-09	1.54E-11	3.69E+07
4.8E-02	5.6E-06	5.9E+05	0.0336508	1.17E+04	2.04E-09	1.39E-11	3.87E+07
2.6E-02	6.7E-06	1.8E+05	0.0184677	3.61E+03	5.94E-08	2.23E-10	9.68E+06
2.8E-02	7.2E-06	5.5E+04	0.0195157	1.11E+03	3.28E-07	1.30E-09	4.01E+06
4.5E-02	5.2E-06	2.0E+06	0.0316714	3.90E+04	3.66E-10	2.35E-12	9.42E+07
6.0E-02	8.4E-06	1.5E+03	0.0427852	3.09E+01	5.84E-04	5.08E-06	6.41E+04
2.8E-02	7.2E-06	5.4E+04	0.0196512	1.09E+03	4.49E-07	1.79E-09	3.41E+06
5.0E-02	9.5E-06	9.5E+01	0.0356899	1.90E+00	3.82E-01	2.57E-03	2.65E+03
6.9E-02	1.0E-05	6.1E+01	0.0485576	1.21E+00	3.33E-01	3.07E-03	2.44E+03

45 m (default)
 2.25 m/s (default)
 2 m
 20250000 cm² (default)
 7.9E+08 s = 25 yrs
 Chemical Specific
 0.35 (default)
 Chemical Specific
 0.001 kg/g
 2.65 g/cm³ (default)

APPENDIX G
DRAFT ENVIRONMENTAL COVENANT

After Recording Return to:

Broad Street Forum, Inc.
4000 Tower Rd.
Louisville, KY 40219

CROSS-REFERENCE: Deed Book:1995
Page: 312

Environmental Covenant

This instrument is an Environmental Covenant executed pursuant to the Georgia Uniform Environmental Covenants Act, OCGA § 44-16-1, *et seq.* This Environmental Covenant subjects the Property identified below to the activity and/or use limitations specified in this document. The effective date of this Environmental Covenant shall be the date upon which the fully executed Environmental Covenant has been recorded in accordance with OCGA § 44-16-8(a).

Fee Owner of Property/Grantor:

Broad Street Forum, Inc.
4000 Tower Rd.
Louisville, KY 40219

Grantee/Holder:

Matrix Service Company
5100 East Skelly Drive, Suite 700
Tulsa, OK 74135

**Grantee/Entity with
express power to enforce:**

State of Georgia
Department of Natural Resources
Environmental Protection Division
2 Martin Luther King Jr. Drive, SE
Suite 1456 East Tower
Atlanta, GA 30334

Parties with interest in the Property:

<Company Name or individual(s)>
<Mailing address>

Property:

The property subject to this Environmental Covenant is the Former Brown Steel Contractors property, located on 57 East Broad Street in Newnan, Coweta County, Georgia (hereinafter "Property"). This 5.603-acre tract of land was conveyed on September 25, 2002 from Matrix Steel Contractors, Inc. to Broad Street Forum, Inc. and recorded in Deed Book 1995, Page 312, Coweta County Superior Court Records. The Property is located in Land Lot 0025 of the 5th District of Coweta County, Georgia. The property is a former industrial property consisting of approximately 5.5 acres. A complete legal description and survey of the Property is attached as Exhibit A.

Tax Parcel Number(s):

Tax ID parcel number N04 0010 006 of Coweta County, Georgia

Name and Location of Administrative Records:

The corrective action at the Property that is the subject of this Environmental Covenant is described in the following document (as same may be amended from time to time with written approval from EPD):

- Amec Foster Wheeler Environment & Infrastructure, Inc., Voluntary Remediation Program Application and Compliance Status Report, _____, 2018

This document is available at the following locations in the files for HSI No. 10586:

Georgia Environmental Protection Division
Response and Remediation Program
2 MLK Jr. Drive, SE, Suite 1054 East Tower
Atlanta, GA 30334
M-F 8:00 AM to 4:30 PM excluding state holidays

Description of Contamination and Corrective Action:

This Property has been listed on the state's hazardous site inventory and has been designated as needing corrective action due to the presence of hazardous wastes, hazardous constituents, or hazardous substances regulated under state law. Contact the property owner or the Georgia Environmental Protection Division for further information concerning this Property. This notice is provided in compliance with the Georgia Hazardous Site Response Act.

This Declaration of Covenant is made pursuant to the Georgia Uniform Environmental Covenants Act, O.C.G.A. § 44-16-1 *et seq.* by Broad Street Forum Inc. its successors and assigns, Matrix Service Company and the State of Georgia, Department of Natural Resources, Environmental Protection Division (hereinafter "EPD"), its successors and assigns. This Environmental Covenant is required because of a release of the following substances to soil and/or groundwater on the Property: 1,1,1-trichloroethane, arsenic, barium, benzo(a)anthracene, benzo(a)pyrene, benzo(b)fluoranthene, benzo(k)fluoranthene, bis(2-ethylhexy) phthalate, cadmium, carbon disulfide, chrysene, ethylbenzene, lead, silver, xylenes, anthracene, fluoranthene, naphthalene, p-cresol, pentachlorophenol, phenanthrene, phenol, tetrachloroethene (PCE), chloroform, cis- 1,2-dichloroethene (cis-DCE), and trichloroethene (TCE). The substances listed herein are "regulated substances" as defined under the Georgia Hazardous Site Response Act, O.C.G.A. § 12-8-90 *et seq.*, and the rules promulgated thereunder (hereinafter "HSRA" and "Rules", respectively). The Corrective Action consists of the installation and maintenance of engineering controls to prevent exposure to regulated constituents in soil. Specifically, the five isolated areas shown on the figure attached hereto as Exhibit B exceed the applicable standard for commercial properties. Four locations are beneath existing building slabs, while one location is in a yard area covered by 12 inches of crushed stone. At each of these locations, the ground cover is considered a surficial barrier to direct

contact with residual contaminated soil. As detailed in the Monitoring and Maintenance Plan for the Property, a copy of which is attached hereto as Exhibit C, the building slabs and crushed stone covered material shall be maintained until such time as site redevelopment occurs in which case residual contaminated soil will be excavated and replaced with clean fill and/or new building slabs or other soil cover materials will replace the old building slabs to provide adequate surficial barrier over any residual impacted soil. The Corrective Action at the Property also consists of a groundwater use restriction prohibiting the potable use of groundwater at the Property, and a limitation allowing for Restricted Residential in addition to Non-Residential use (as those terms are defined in Paragraph 5 of this Environmental Covenant). The engineering and institutional controls are being implemented at the Property to protect human health and the environment.

Grantor, Broad Street Forum, Inc., hereby binds Grantor, its successors and assigns to the activity and use restriction(s) for the Property identified herein and grants such other rights under this Environmental Covenant in favor of Matrix Service Company ("Holder") and EPD. EPD shall have full right of enforcement of the rights conveyed under this Environmental Covenant pursuant to HSRA, O.C.G.A. § 12-8-90 *et seq.*, and the rules promulgated thereunder. Failure to timely enforce compliance with this Environmental Covenant or the use or activity limitations contained herein by any person shall not bar subsequent enforcement by such person and shall not be deemed a waiver of the person's right to take action to enforce any non-compliance. Nothing in this Environmental Covenant shall restrict EPD from exercising any authority under applicable law.

Grantor makes the following declaration as to limitations, restrictions, and uses to which the Property may be put and specifies that such declarations shall constitute covenants to run with the land, pursuant to O.C.G.A. § 44-16-5(a); is perpetual, unless modified or terminated pursuant to the terms of this Covenant pursuant to O.C.G.A. § 44-16-9 and 10; and shall be binding on all parties and all persons claiming under them, including all current and future owners of any portion of or interest in the Property (hereinafter "Owner"). Should a transfer or sale of the Property occur before such time as this Environmental Covenant has been amended or revoked then said Environmental Covenant shall be binding on the transferee(s) or purchaser(s).

The Environmental Covenant shall inure to the benefit of Holder, EPD, Grantor and their respective successors and assigns and shall be enforceable by the Director or his agents or assigns, Holder or its successors and assigns, Grantor or its successors and assigns, and other party(ies) as provided for in O.C.G.A. § 44-16-11 in a court of competent jurisdiction.

Activity and/or Use Limitation(s)

1. Registry. Pursuant to O.C.G.A. § 44-16-12, this Environmental Covenant and any amendment or termination thereof, may be contained in EPD's registry for environmental covenants.
2. Notice. The Owner of the Property must give thirty (30) day advance written notice to EPD and to Holder of the Owner's intent to convey any interest in the Property. No conveyance of title, easement, lease, or other interest in the Property shall be consummated by the Owner without adequate and complete provision for continued monitoring, operation, and maintenance of the Corrective Action. The Owner of the Property must also give thirty (30) day advance written notice to EPD and to Holder

of the Owner's intent to change the use of the Property, apply for building permit(s), or propose any site work that would affect the Property.

3. Notice of Limitation in Future Conveyances. Each instrument hereafter conveying an interest in the Property subject to this Environmental Covenant shall contain a notice of the activity and use limitations set forth in this Environmental Covenant and shall provide the recorded location of the Environmental Covenant.
4. Periodic Reporting. Annually, by no later than ____ [date] following the effective date of this Environmental Covenant, the Owner shall submit to EPD, with a copy to Holder, an Annual Report as specified in the Monitoring and Maintenance Plan including, but not limited to, maintenance and inspection of the surficial barriers to the residual contaminated soil until such time as site development occurs, as specified in the Monitoring and Maintenance Plan, and documentation stating whether or not the activity and use limitations in this Environmental Covenant are being abided by.
5. Activity and Use Limitation(s). The Property may be used for Non-Residential property as defined in Rule 391-3-19-.02(2)(i), and the Property may be used for Residential property, as defined in Rule 391-3-19-.02(2)(r), except that the Property shall not be used for fee simple single-family homes and duplexes (the resulting permissible restricted residential uses are referred to as "Restricted Residential" use). Restricted Residential use does not prohibit using the Property for apartments, condominiums, long-term care facilities or any other use in which human occupancy for residential purposes is above the surface of the ground, and the activities and uses incidental to such uses. Except as set forth in the next following sentence, any activity on the Property that may result in the release or exposure to the regulated substances that were contained as part of the Corrective Action, or create a new exposure pathway, is prohibited. With the exception of work necessary for the maintenance, repair, replacement of engineering controls, work that will eliminate the residual contamination necessitating the engineering controls required under this Environmental Covenant, work associated with the redevelopment of the Property in accordance with the Monitoring and Maintenance Plan, or as otherwise approved by EPD, activities that are prohibited in the capped areas include, but are not limited to the following: drilling, digging, placement of any objects or use of any equipment which deforms or stresses the surface beyond its load bearing capability, piercing the surface with a rod, spike or similar item, bulldozing or earthwork.
6. Groundwater Limitation. The use or extraction of groundwater beneath the Property for drinking water or for any other non-remedial purposes shall be prohibited.
7. Right of Access. In addition to any rights already possessed by EPD and/or Holder, the Owner shall allow authorized representatives of EPD and/or Holder the right to enter the Property at reasonable times for the purpose of evaluating the Corrective Action; to take samples, to inspect the Corrective Action conducted at the Property, to determine compliance with this Environmental Covenant, and to inspect records that are related to the Corrective Action.
8. Recording of Environmental Covenant and Proof of Notification. Within thirty (30) days after the date of the Director's signature, the Owner shall file this Environmental Covenant with the Recorders of Deeds for each County in which the Property is located, and send a file stamped copy of this Environmental Covenant to EPD within thirty (30) days of recording. Within that time period, the Owner shall also send a file-stamped copy to each of the following: (1) Holder, (2) each person holding a recorded interest in the Property subject to the covenant, (3) each person in possession of the real property subject to the covenant, (4) each municipality, county, consolidated government, or other unit of local government in which real property subject to the covenant is located, and (5) each owner in fee simple whose property abuts the property subject to the Environmental Covenant.
9. Termination or Modification. The Environmental Covenant shall remain in full force and effect in accordance with O.C.G.A. § 44-16-1 *et seq.*, unless and until the Director determines that the Property

is in compliance with the Type 1, 2, 3, or 4 Risk Reduction Standards, as defined in Georgia Rules of Hazardous Site Response (Rules) Section 391-3-19-.07, whereupon the Environmental Covenant may be amended or revoked in accordance with Section 391-3-19-08(7) of the Rules and O.C.G.A. § 44-16-1 *et seq.*

10. Severability. If any provision of this Environmental Covenant is found to be unenforceable in any respect, the validity, legality, and enforceability of the remaining provisions shall not in any way be affected or impaired.
11. No EPD Interest in Property Created. This Environmental Covenant does not in any way create any interest by EPD in the Property that is subject to the Environmental Covenant. Furthermore, the act of approving this Environmental Covenant does not in any way create any interest by EPD in the Property in accordance with O.C.G.A. § 44-16-3(b).

Representations and Warranties.

Grantor hereby represents and warrants to the other signatories hereto:

- a) That the Grantor has the power and authority to enter into this Environmental Covenant, to grant the rights and interests herein provided and to carry out all obligations hereunder;
- b) That the Grantor is the sole owner of the Property and holds fee simple title which is free, clear and unencumbered;
- c) That the Grantor has identified all other parties that hold any interest (e.g., encumbrance) in the Property and notified such parties of the Grantor's intention to enter into this Environmental Covenant;
- d) That this Environmental Covenant will not materially violate, contravene, or constitute a material default under any other agreement, document or instrument to which Grantor is a party, by which Grantor may be bound or affected;
- e) That the Grantor has served each of the people or entities referenced in Activity 10 above with an identical copy of this Environmental Covenant in accordance with O.C.G.A. § 44-16-4(d).
- f) That this Environmental Covenant will not materially violate or contravene any zoning law or other law regulating use of the Property; and
- g) That this Environmental Covenant does not authorize a use of the Property that is otherwise prohibited by a recorded instrument that has priority over the Environmental Covenant.

Notices.

Any document or communication required to be sent pursuant to the terms of this Environmental Covenant shall be sent to the following persons:

Georgia Environmental Protection Division
Branch Chief
Land Protection Branch
2 Martin Luther King Jr. Drive SE
Suite 1054 East Tower
Atlanta, GA 30334

Broad Street Forum, Inc.
4000 Tower Rd.
Louisville, KY 40219

With a copy to:

Jennifer Cave
Stites & Harbison PLLC
400 West Market St., Suite 1800
Louisville, KY 40202-3362

Matrix Service Company
5100 East Skelly Drive, Suite 700
Tulsa, OK 74135

With a copy to:

Justin Sheets, Vice President, Legal and Risk Management
Matrix Service Company
5100 East Skelly Drive, Suite 700
Tulsa, OK 74135

DRAFT

Grantor has caused this Environmental Covenant to be executed pursuant to The Georgia Uniform Environmental Covenants Act, on the ____ day of _____, 20__.

Signed, sealed, and delivered in the presence of:

For the Grantor (Broad Street Forum, Inc.):

(Seal)

Unofficial Witness (Signature)

Name of Grantor (Print)

(Seal)

Unofficial Witness Name (Print)

Grantor's Authorized Representative (Signature)

Unofficial Witness Address (Print)

Authorized Representative Name (Print)

Notary Public (Signature)

Title of Authorized Representative (Print)

My Commission Expires:_____

Dated:_____
(NOTARY SEAL)

Signed, sealed, and delivered in the presence of:

**For the State of Georgia
Environmental Protection Division:**

(Seal)

Unofficial Witness (Signature)

(Signature)

Unofficial Witness Name (Print)

Judson H. Turner
Director

Unofficial Witness Address (Print)

Dated:_____
(NOTARY SEAL)

Notary Public (Signature)

My Commission Expires:_____

Signed, sealed, and delivered in the presence of:

Unofficial Witness (*Signature*)

Unofficial Witness Name (*Print*)

Unofficial Witness Address (*Print*)

Notary Public (*Signature*)

My Commission Expires: _____

For the Holder (Matrix Service Company):

Name of Grantor (*Print*)

(Seal)

Grantor's Authorized Representative (*Signature*)

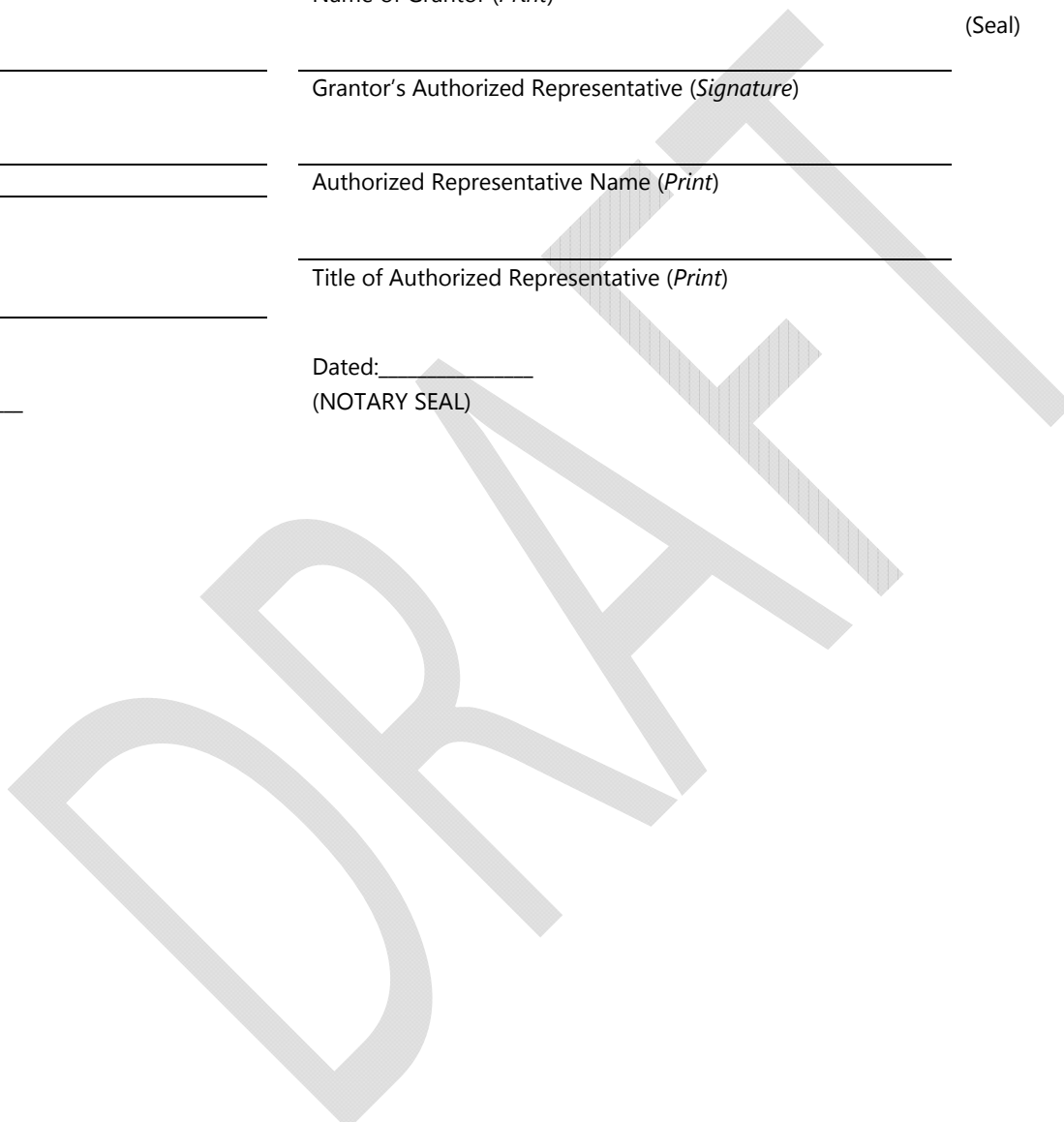
Authorized Representative Name (*Print*)

Title of Authorized Representative (*Print*)

Dated: _____

(NOTARY SEAL)

((Seal



DRAFT

**EXHIBIT A
LEGAL DESCRIPTION**

ALTA/ACSM LAND TITLE SURVEY
BROAD STREET FORUM, INC.
 LOCATED IN THE CITY OF NEWNAN
 LAND LOT 25 LAND DISTRICT 5
 COWETA COUNTY, GEORGIA

RAIL

TRACT I
 LEGAL DESCRIPTION
 ALL THAT CERTAIN TRACT OF LAND BEING IN THE CITY OF NEWNAN
 LAND LOT 25 LAND DISTRICT 5 OF COWETA COUNTY, GEORGIA
 AND MORE PARTICULARLY DESCRIBED AS FOLLOWS
 BEGINNING AT AN IRON PIN FOUND AT THE INTERSECTION OF
 THE SOUTH RIGHT OF WAY OF EAST BROAD AND THE WEST RIGHT
 OF WAY OF THE ATLANTA AND WEST POINT RAILROAD AND FROM
 SAID POINT OF BEGINNING GO S 11°44'46" W FOR 288.99' ALONG
 SAID RAILROAD RIGHT OF WAY TO A JOINT IN WALL OF BUILDING
 THENCE GO N 80°19'30" W FOR 40.76' TO AN IRON PIN SET;
 THENCE CONTINUING ALONG SAID RAILROAD R/W S 05°41'08" W
 FOR 387.62' TO AN IRON PIN SET AT THE NORTH RIGHT OF
 WAY OF SALBIDE AVENUE; THENCE GO N 88°58'37" W FOR 297.20'
 ALONG THE NORTH RIGHT OF WAY OF SALBIDE AVE. TO AN
 IRON PIN SET; THENCE LEAVING SAID RIGHT OF WAY GO
 N 05°19'30" E FOR 178.00' TO AN IRON PIN FOUND; THENCE GO
 N 86°27'15" W FOR 80.79' TO AN IRON PIN SET; THENCE GO
 N 07°40'32" E FOR 96.48' TO AN IRON PIN FOUND; THENCE
 GO N 05°20'00" E FOR 62.00' TO AN IRON PIN SET; THENCE
 GO N 05°23'01" E FOR 51.66' TO A FENCE CORNER; THENCE GO
 S 83°19'18" E FOR 46.61' TO A FENCE CORNER; THENCE GO
 N 06°31'44" E FOR 118.25' TO AN IRON PIN SET; THENCE
 GO N 05°50'10" E FOR 133.59' TO AN IRON PIN FOUND AT
 THE SOUTH RIGHT OF WAY OF EAST BROAD STREET; THENCE
 GO S 83°46'05" E ALONG THE SOUTH RIGHT OF WAY OF
 EAST BROAD STREET FOR 398.27' TO THE POINT OF
 BEGINNING.

TRACT I CONTAINING 5.603 ACRES

R NEWNAN, GA. 770-253-3388

SCALE: 1" = 80' SEPTEMBER 24, 2002
 80 0 80 160 240

GRAPHIC SCALE - FEET
 THIS IS TO CERTIFY THAT THIS MAP OR PLAT AND THIS SURVEY
 ON WHICH IS BASED WERE MADE IN ACCORDANCE WITH
 " MINIMUM STANDARD DETAIL REQUIREMENTS FOR ALTA \ ASCM
 LAND TITLE SURVEYS " JOINTLY ESTABLISHED AND ADOPTED BY
 ALTA AND ACSM IN 1992, AND INCLUDES ITEMS
 1,2,3,4,6,8, AND 10 OF TABLE A
 THEROF, AND PURSUANT TO THE ACCURACY STANDARDS (AS
 ADOPTED BY ALTA AND ACSM AND IN EFFECT ON THE DATE OF
 THIS CERTIFICATION) AN URBAN SURVEY.

DATE: 9-24-02

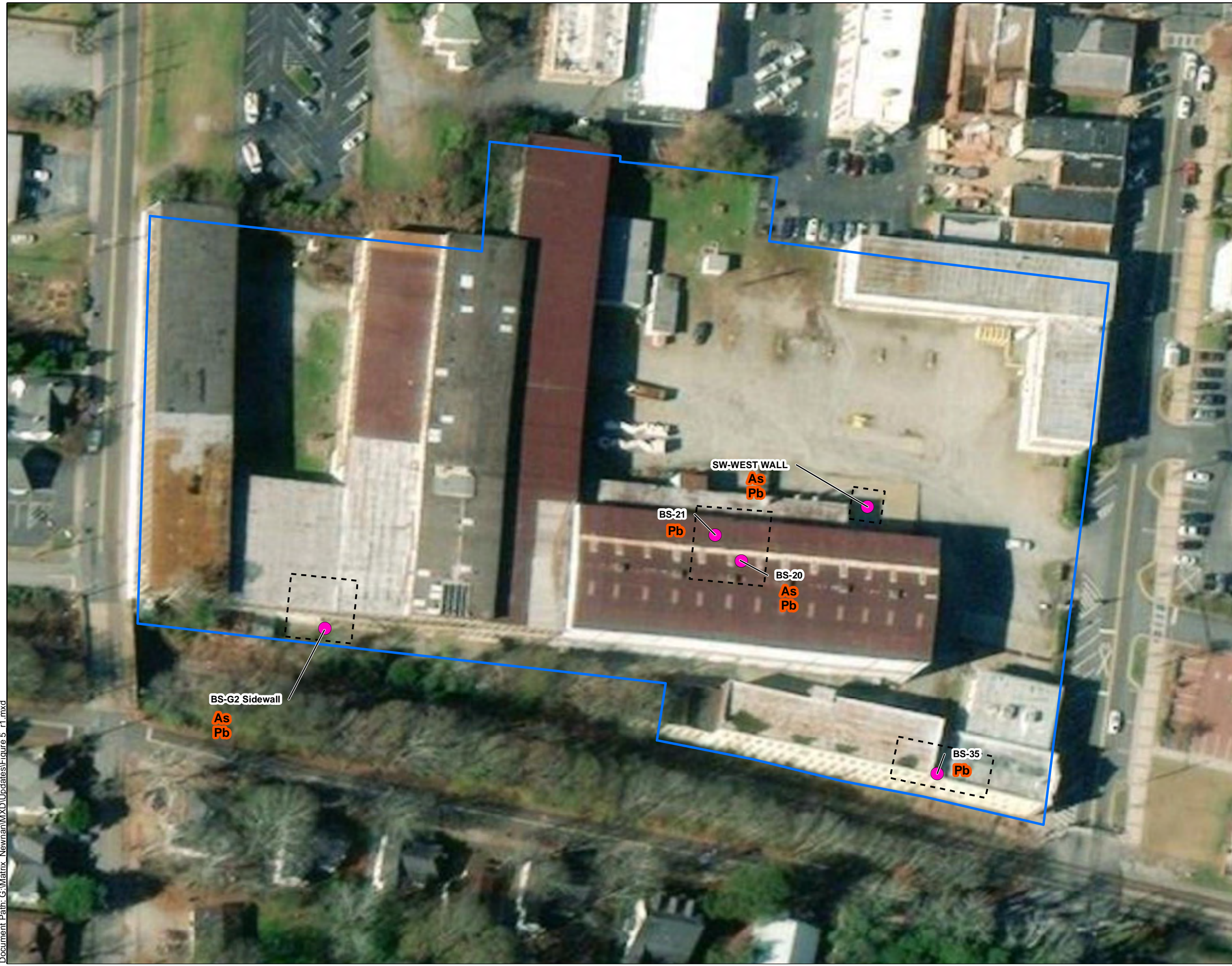


1975
 REGISTRATION NO.

FAX 254-1455

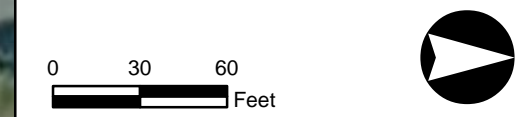
DRAFT

**EXHIBIT B
AREAS SUBJECT TO ENGINEERING CONTROLS**



- Legend**
- Sample Result Exceeds Non-Residential Risk Reduction Standard (DAF = 20)
 - ▭ Areas Subject to Engineering Controls
 - ▭ Property Boundary
 - Ar Arsenic
 - Pb Lead

Note:
 Survey by W.W. Flowers, JR., Registered Land Surveyor, 24 September 2002. The fence on the western boundary was modified to match the survey information.

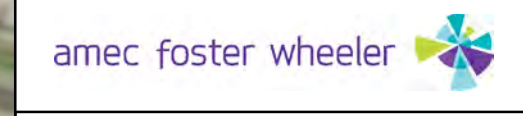


Areas Subject to Engineering Controls

57 EAST BROAD STREET
 NEWNAN, GEORGIA

CLIENT:
 MATRIX SERVICE COMPANY
 10701 EAST UTE STREET
 TULSA, OK 74166

PROJECT NUMBER	6123170649	FIG. G-1
DRAWN BY/DATE	CLS 8/2/2018	
APPROVED BY/DATE	TN 8/2/2018	



1075 Big Shanty Road, NW
 Suite 100
 Kennesaw, Georgia 30144
 (770) 421-3400

DRAFT

**EXHIBIT C
MONITORING AND MAINTENANCE PLAN**

MONITORING AND MAINTENANCE PLAN

57 East Broad Street, Newnan, Georgia (the "Site")

1. Continuing Care Summary

The plan for continuing care in the form of this Monitoring and Maintenance Plan (MMP) calls for the use of engineered and institutional controls to (1) manage the regulated substances in soil on the property where impervious structures and/or hardscape exist and (2) restrict the use of groundwater at the Site. No occupancy of the Site is expected before Site redevelopment.

The MMP becomes effective upon execution of an Environmental Covenant. The intent of the Environmental Covenant is to ensure that future Site use will maintain incomplete exposure pathways for soil and groundwater.

With isolated exceptions, all soil impacts identified above non-residential RRS have been removed from the Site and properly disposed. Remaining soils impacted with metals are inaccessible as they are located beneath surficial barriers and are in compliance with a Type 5 risk reduction standard (RRS). The breaching any of concrete slab or crushed stone ground cover (i.e. impervious surfaces) will be prohibited without the oversight of property management. The Site owner shall notify any person intending to breach such surfaces of this Monitoring and Maintenance Plan. The Site owner shall submit an annual notice to EPD to confirm maintenance of the surficial barriers until such time as Site redevelopment occurs.

The extent of groundwater impacts above Type 1 RRS is limited to one well (TMW-13) in the northeastern portion of the Site. There are no drinking water receptors in the downgradient vicinity of the Site. Groundwater will not be used on the property under any circumstance, other than for the purposes of groundwater investigation/monitoring, unless the Environmental Covenant has been amended.

The engineered controls will be maintained through implementation of this Monitoring and Maintenance Plan. The use of the existing engineered controls to prevent human exposure to contamination in the subsurface must remain in place until active remediation or redevelopment occurs, in which case residual contaminated soil exceeding an approved risk reduction standard (RRS) shall be excavated and replaced with clean fill, or other soil cover materials, including, but not limited to asphalt, geo-synthetic membranes and compacted soil, and/or new building slabs to provide adequate surficial barrier over any residual impacted soil.

Prior to removing any buildings or demolishing any structures, the Site owner shall prepare a Corrective Action Plan (CAP) in conformance with the MMP and submit the CAP to the Georgia Environmental Protection Division (EPD) for approval prior to commencing work. The CAP must describe in detail either (1) how the current Type 5 RRS will be maintained or (2) how the underlying soils and source material will be brought into compliance with either a Type 1, 2, 3 or 4 RRS. However, localized breaches of the cover for maintenance or limited remediation will be

performed under a permit system and do not require a CAP. **If the CAP is in the form of a Brownfield Prospective Purchaser CAP, it will supersede and replace this MMP.**

Subsurface work will require supervision by an environmental professional. Subsurface work will be performed by contractors approved by the Site owner. The Site owner shall provide all contractors with a copy of this MMP prior to commencing any subsurface work. Contractors will be required to comply with project specific health and safety plans and project specific work plans that will detail worker exposure and awareness issues, procedures to follow for unknown pre-existing conditions and notification protocol for any resulting non-planned activity. Contractors will be required to certify they have reviewed these plans with the Site owner and understand these protocols. These plans will be filed with property management at least 30 days prior to beginning any subsurface work.

2. Annual Inspections

During the period before the Site is redeveloped under an approved CAP, a qualified environmental professional will evaluate the integrity of the engineered controls at the Site periodically and at least annually. The inspections must include a visual inspection of the property, interviews with any site personnel that occupy or frequently visit the site regarding site conditions, and the status of repairs or recommendations (if any) since the last inspection. In the instances where the buildings or other impervious structures have been removed in accordance with an approved CAP, the inspection will document the progress of the corrective action and present any analytical results confirming compliance with the applicable Type 1-4 soil RRS or that a barrier is in accordance with the current Type 5 RRS. Identification of an exposure pathway shall require an appropriate procedure for repairs or mitigation. The attached inspection form will be used for the annual inspections and shall be submitted to the EPD within 30 days of the inspection and signed by the Site owner.

3. Permit System

From time to time, it may be necessary to penetrate the engineered controls to perform utility or maintenance work. A written plan for non-emergency work must be approved by Site management no later than 30 days before the work commences. The plan must be prepared by a qualified environmental professional and should specify that the work will be performed in accordance with work procedures to:

- Maintain proper stormwater controls,
- Protect the integrity of the impervious surface overlying the soils,
- If subsurface disturbance is required, ensure generated soil planned for off-site disposal will be characterized for chemicals of concern at the site and, will be properly disposed of at a permitted offsite facility, and
- Use pre-qualified borrow soil, if needed.

The work shall be performed in accordance with this Monitoring and Maintenance Plan and a properly prepared health and safety plan. The work should also be supervised by an on-site qualified environmental professional.

Emergency utility repairs that can't wait 30 days (e.g. natural gas leaks, sewage backups, etc.) will not require a plan but shall follow the work procedures below.

If any impervious structures overlying the contaminated soil are accidentally breached, then repairs shall be made within 24 hours. The Site owner shall prepare an incident report documenting the breach and the repairs implemented to remedy the breach, and shall submit the incident report to EPD and to Matrix Service Company within 30 days of the incident. A qualified environmental professional shall be on-site to document the repairs and if possible oversee the emergency situation.

4. Ground-Penetration Procedures

Before excavation or other ground-penetrating work is performed, the depth and thickness of building foundations and locations of drains shall be verified by reviewing the Site plans, and the depth and locations shall be noted on the plan. Use of ground-penetrating radar or other tools may be necessary to confirm Site conditions prior to excavation.

The work plan shall specify the procedures that will be used to avoid damage to the impermeable surface. The plan shall specify the equipment that will be used.

The contractor performing excavation in an area where the impermeable surface is located shall be prepared to return the surface to the same or better impermeable surface at completion of the work. Access to these areas by on-site occupants or workers will be prevented through proper barricades and associated signage.

Any soils generated for excavation work that is planned for off-site disposal will be tested for chemicals of concern for the Site and, if affected with concentrations exceeding the applicable RRS, will be disposed of at an approved offsite landfill or disposal site.

5. Reporting and Record Keeping Requirements

Annually, but no later than June 1st of each year beginning in 2019, the Site owner shall complete the attached evaluation form documenting necessary repairs to the building slabs/driveway areas and/or any crushed stone surfaces and submit it to EPD. These documents and the abovementioned plan and incident reports will also be kept on the Site premises for a minimum of five years or until a CAP is approved with plans for active remediation and Site redevelopment.

DRAFT

ATTACHMENT

57 East Broad Street, Newnan, Georgia Monitoring and Maintenance Report						
INSPECTION ITEM	OBSERVATION		CONDITION			COMMENTS (Indicate Location)
	Yes	No	NA	MN	IA	
ACTIVITY						
Barrier Penetration Performed This Period						
Institutional Controls Maintained						
SURFICIAL BARRIER OBSERVATIONS						
Floor Slab						
Pavement						
Soil Barrier						
OTHER OBSERVATIONS						
Prior Issue Resolved						
DATE OF INSPECTION					INSPECTOR	
						(Print)
						(Signature)

Notes:

NA - No Action Needed, **MN** - Maintenance Needed, **IA** - Immediate Attention Needed

Modify form to add inspections as needed