Voluntary Investigation and Remediation Plan Application Form and Checklist

VRP APPLICANT INFORMATION

COMPANY NAME	Southern Metal Finishing Company, L.L.C.				
CONTACT PERSON/TITLE	Mr. James McClatchey				
ADDRESS	1581 Huber Street, N.W., Atlanta, Georgia 30381-7701				
PHONE	404-355-1560	**FAX**	404-350-0581	**E-MAIL**	jnm@saf.com

GEORGIA CERTIFIED PROFESSIONAL GEOLOGIST OR PROFESSIONAL ENGINEER OVERSEEING CLEANUP

NAME	William H. Lucas, III	**GA PE/PG NUMBER**	1255
COMPANY	Peachtree Environmental, Inc.		
ADDRESS	5384 Chaversham Lane, Norcross, GA 30092		

PHONE	(770) 449-6100	**FAX**	(770) 449-6119	**E-MAIL**	wlucas@peachtreeenvironmental.com

APPLICANT'S CERTIFICATION

In order to be considered a qualifying property for the VRP:

(1) The property must have a release of regulated substances into the environment;
(2) The property shall not be:
- (A) Listed on the federal National Priorities List pursuant to the federal Comprehensive Environmental Response, Compensation, and Liability Act, 42 U.S.C. Section 9601.
- (B) Currently undergoing response activities required by an order of the regional administrator of the federal Environmental Protection Agency; or
- (C) A facility required to have a permit under Code Section 12-8-66.

(3) Qualifying the property under this part would not violate the terms and conditions under which the division operates and administers remedial programs by delegation or similar authorization from the United States Environmental Protection Agency.
(4) Any lien filed under subsection (e) of Code Section 12-8-96 or subsection (b) of Code Section 12-13-12 against the property shall be satisfied or settled and released by the director pursuant to Code Section 12-8-94 or Code Section 12-13-6.

In order to be considered a participant under the VRP:
- (1) The participant must be the property owner of the voluntary remediation property or have express permission to enter another's property to perform corrective action.
- (2) The participant must not be in violation of any order, judgment, statute, rule, or regulation subject to the enforcement authority of the director.

I certify under penalty of law that this document and all attachments were prepared under my direction or supervision in accordance with a system designed to assure that qualified personnel properly gather and evaluate the information submitted. Based on my inquiry of the person or persons who manage the system, or those persons directly responsible for gathering the information, the information submitted is, to the best of my knowledge and belief, true, accurate, and complete. I am aware that there are significant penalties for submitting false information, including the possibility of fine and imprisonment for knowing violations.

I also certify that this property is eligible for the Voluntary Remediation Program (VRP) as defined in Code Section 12-8-105 and I am eligible as a participant as defined in Code Section 12-8-106.

APPLICANT'S SIGNATURE			
APPLICANT'S NAME/TITLE (PRINT)	**Mr. James McClatchey, Vice President**	**DATE**	4/4/11

QUALIFYING PROPERTY INFORMATION (For additional qualifying properties, please refer to the last page of application form)				
HAZARDOUS SITE INVENTORY INFORMATION (if applicable)				
HSI Number	10689	**Date HSI Site listed**	February 2, 2001	
HSI Facility Name	Southern Metal Finishing Company, LLC	**NAICS CODE**	493110	
PROPERTY INFORMATION				
TAX PARCEL ID	17 -0187- LL-059-6	**PROPERTY SIZE (ACRES)**	0.9504 Acres	
PROPERTY ADDRESS	1581 Huber Street, N.W.			
CITY	Atlanta	**COUNTY**	Fulton	
STATE	Georgia	**ZIPCODE**	30381-7701	
LATITUDE(decimal format)	33.797655	**LONGITUDE (decimal format)**	84.423608	
PROPERTY OWNER INFORMATION				
PROPERTY OWNER(S)	Southern Metal Finishing Company, LLC	**PHONE #**	404-355-1560	
MAILING ADDRESS	1575 Huber Street			
CITY	Atlanta	**STATE/ZIPCODE**	Georgia/30381-7701	

ITEM #	DESCRIPTION OF REQUIREMENT	Location in VRP (i.e. pg., Table #, Figure #, etc.)	For EPD Comment Only (Leave Blank)
1.	**$5,000 APPLICATION FEE** IN THE FORM OF A CHECK PAYABLE TO THE GEORGIA DEPARTMENT OF NATURAL RESOURCES. (PLEASE LIST CHECK DATE AND CHECK NUMBER IN COLUMN TITLED "LOCATION IN VRP." PLEASE DO NOT INCLUDE A SCANNED COPY OF CHECK IN ELECTRONIC COPY OF APPLICATION.)	Included with VRP Application	
2.	**WARRANTY DEED(S)** FOR QUALIFYING PROPERTY.	Refer to Appendix B	
3.	**TAX PLAT** OR OTHER FIGURE INCLUDING QUALIFYING PROPERTY BOUNDARIES, ABUTTING PROPERTIES, AND TAX PARCEL IDENTIFICATION NUMBER(S).	Refer to Appendix B	
4.	**ONE (1) PAPER COPY AND TWO (2) COMPACT DISC (CD) COPIES** OF THE VOLUNTARY REMEDIATION PLAN IN A SEARCHABLE PORTABLE DOCUMENT FORMAT (PDF).	Attached to Application Package	
5.	The VRP participant's initial plan and application must include, using all reasonably available current information to the extent known at the time of application, a graphic three-dimensional preliminary conceptual site model (CSM) including a preliminary remediation plan with a table of delineation standards, brief supporting text, charts, and figures (no more than 10 pages, total) that illustrates the site's surface and subsurface setting, the known or suspected source(s) of contamination, how contamination might move within the environment, the potential human health and ecological receptors, and the complete or incomplete exposure pathways that may exist at the site; the preliminary CSM must be updated as the investigation and remediation progresses and an up-to-date CSM must be included in each semi-annual status report submitted to the director by the participant; a **PROJECTED MILESTONE SCHEDULE** for investigation and remediation of the site, and after enrollment as a participant, must update the schedule in each semi-	Refer to Attached VRP Application Report	

	annual status report to the director describing implementation of the plan during the preceding period. A Gantt chart format is preferred for the milestone schedule. The following four (4) generic milestones are required in all initial plans with the results reported in the participant's next applicable semi-annual reports to the director. The director may extend the time for or waive these or other milestones in the participant's plan where the director determines, based on a showing by the participant, that a longer time period is reasonably necessary:		
5.a.	Within the first 12 months after enrollment, the participant must complete horizontal delineation of the release and associated constituents of concern on property where access is available at the time of enrollment;	Refer to Appendix E	
5.b.	Within the first 24 months after enrollment, the participant must complete horizontal delineation of the release and associated constituents of concern extending onto property for which access was not available at the time of enrollment;	Refer to Appendix E	
5.c.	Within 30 months after enrollment, the participant must update the site CSM to include vertical delineation, finalize the remediation plan and provide a preliminary cost estimate for implementation of remediation and associated continuing actions; and	Refer to Appendix E	
5.d.	Within 60 months after enrollment, the participant must submit the compliance status report required under the VRP, including the requisite certifications.	Refer to Appendix E	
6.	**SIGNED AND SEALED PE/PG CERTIFICATION** AND SUPPORTING DOCUMENTATION: "I certify under penalty of law that this report and all attachments were prepared by me or under my direct supervision in accordance with the Voluntary Remediation Program Act (O.C.G.A. Section 12-8-101, et seq.). I am a professional engineer/professional geologist who is registered with the Georgia State Board of Registration for Professional Engineers and Land Surveyors/Georgia State Board of Registration for Professional Geologists and I have the necessary experience and am in charge of the investigation and remediation of this release of regulated substances. Furthermore, to document my direct oversight of the Voluntary Remediation Plan development, implementation of corrective action, and long term monitoring, I have attached a monthly summary of hours invoiced and description of services provided by me to the Voluntary Remediation Program participant since the previous submittal to the Georgia Environmental Protection Division. The information submitted is, to the best of my knowledge and belief, true, accurate, and complete. I am aware that there are significant penalties for submitting false information, including the possibility of fine and imprisonment for knowing violations." William H. Lucas, III P.G. #1255 Printed Name and GA PE/PG Number Signature and Stamp 11/22/11 Date 		

VOLUNTARY REMEDIATION PROGRAM APPLICATION
FOR THE
SOUTHERN METAL FINISHING PROPERTY
1575 HUBER DRIVE
ATLANTA, FULTON COUNTY, GEORGIA©
HSI#10689

DOCUMENT PREPARED FOR:

SOUTHERN METAL FINISHING COMPANY, LLC
800 INDUSTRIAL PARK DRIVE
MARIETTA, GEORGIA 30062

DOCUMENT PRESENTED TO:

GEORGIA DEPARTMENT OF NATURAL RESOURCES
2 MARTIN LUTHER KING, JR. DRIVE, SE, SUITE 1154
ATLANTA, GEORGIA 30334

DOCUMENT PREPARED BY:

PEACHTREE ENVIRONMENTAL, INC.
5384 CHAVERSHAM LANE
NORCROSS, GEORGIA 30092-2167
(770)559-8050 • (770)559-8051 FAX

REVISED NOVEMBER 2011

copyright © 2011, Peachtree Environmental, Inc.

THE INFORMATION CONTAINED IN THIS REPORT TITLED
"VOLUNTARY REMEDIATION PROGRAM APPLICATION
FOR THE
SOUTHERN METAL FINISHING COMPANY PROPERTY
ATLANTA, FULTON COUNTY, GEORGIA ©"
HSI#10689

IS INTENDED FOR THE
USE OF SOUTHERN METAL FINISHING COMPANY, LLC, THEIR OFFICERS
AND DESIGNEES
AND THE
GEORGIA DEPARTMENT OF NATURAL RESOURCES

Project No. 2665

DOCUMENT PREPARED BY:



MICHAEL H. WILSON, *PROJECT MANAGER*

DOCUMENT REVIEWED BY:



WILLIAM H. LUCAS, P.G., *SR. PROJECT MANAGER*



CHARLES H. MacPHERSON, JR., *TECHNICAL DIRECTOR*

REVISED NOVEMBER 2011

copyright © 2011, Peachtree Environmental, Inc.

VOLUNTARY REMEDIATION PROGRAM APPLICATION
FOR THE
SOUTHERN METAL FINISHING COMPANY PROPERTY
1575 HUBER STREET
ATLANTA, FULTON COUNTY, GEORGIA©
HSI#10689

copyright © 2011, Peachtree Environmental, Inc.

TABLE OF CONTENTS

SECTION **PAGE**

ACRONYMS . . . . . -iv-

1.0 INTRODUCTION AND BACKGROUND . . . . . -1-
1.1 INTRODUCTION . . . . . -1-
1.2 VRP PROPERTY DESCRIPTION . . . . . -2-
1.3 QUALIFICATIONS OF THE VRP PROPERTY AND VRP APPLICANT . . . . . -4-

2.0 VRP PROPERTY INVESTIGATION AND CORRECTIVE ACTION HISTORY . . . . . -6-
2.1 JUNE 2001 GROUNDWATER CORRECTIVE ACTION ACTIVITIES . . . . . -6-
2.2 JULY 2002 SOIL CORRECTIVE ACTION . . . . . -7-
2.3 JULY/AUGUST 2004 SOIL CORRECTIVE ACTION ACTIVITIES . . . . . -7-
2.4 FEBRUARY 2005 SOIL VAPOR EXTRACTION . . . . . -8-
2.5 ANNUAL GROUNDWATER MONITORING ACTIVITIES . . . . . -9-
2.5.1 1,1-Dichloroethene . . . . . -10-
2.5.2 cis-1,2-Dichloroethene . . . . . -10-
2.5.3 Dibromochloromethane . . . . . -11-
2.5.4 Trichloroethene . . . . . -11-
2.5.5 Tetrachloroethene . . . . . -12-
2.6 SUMMARY OF OFF-PROPERTY GROUNDWATER PLUME INVESTIGATION AND CREEK MONITORING ACTIVITIES . . . . . -13-

3.0 CONCEPTUAL SITE MODEL . . . . . -14-
3.1 REGIONAL GEOLOGY . . . . . -14-
3.2 REGIONAL HYDROGEOLOGY . . . . . -14-
3.3 VICINITY TOPOGRAPHY AND GEOLOGY . . . . . -14-
3.4 VICINITY HYDROGEOLOGY . . . . . -15-
3.5 REGULATED SUBSTANCES RELEASED . . . . . -16-
3.6 POTENTIAL HUMAN AND ECOLOGICAL RECEPTOR EVALUATION . . . . . -17-
3.6.1 Chemical Source and Release Mechanisms . . . . . -17-
3.6.2 Environmental Transport Media . . . . . -18-
3.6.2.1 Soil . . . . . -18-
3.6.2.2 Groundwater . . . . . -18-
3.6.2.3 Surface Water Route . . . . . -18-
3.6.3 Potential Routes of Migration . . . . . -19-
3.6.3.1 Soils and Soil Vapor . . . . . -19-
3.6.3.2 Groundwater . . . . . -19-
3.6.3.3 Surface Water . . . . . -20-
3.6.4 Potential Receptors . . . . . -20-
3.6.5 Potential Exposure Points . . . . . -20-

TABLE OF CONTENTS (Cont.)

SECTION			PAGE
		3.6.5.1 Soils and Soil Vapor.	-20-
		3.6.5.2 Groundwater.	-21-
		3.6.5.3 Surface Water.	-21-
	3.6.6	Survey of Potential Receptors.	-21-
		3.6.6.1 Human Health Risk Evaluation.	-22-
		3.6.6.2 Ecological Risk Evaluation.	-22-
4.0	**PRELIMINARY VRP PROPERTY INVESTIGATION PLAN.**		-23-
	4.1	PRELIMINARY GROUNDWATER INVESTIGATION .	-23-
		4.1.1 Groundwater Elevation and Flow Direction.	-23-
		4.1.2 Groundwater Flow Direction.	-24-
		4.1.3 Well Purging and Groundwater and Surface Water Sampling.	-24-
		4.1.4 Decontamination Procedures.	-24-
		4.1.5 Results.	-24-
	4.2	VRP PROPERTY DELINEATION STANDARDS.	-25-
		4.2.1 Soil Delineation Standards.	-25-
		4.2.2 Groundwater Delineation Standards.	-26-
		4.2.3 Point of Demonstration Monitoring for Groundwater.	-27-
	4.3	GROUNDWATER PREDICTIVE FATE & TRANSPORT MODELING AND CORRECTIVE ACTION EVALUATION ACTIVITIES.	-27-
		4.3.1 Groundwater Predictive Fate & Transport Modeling.	-28-
		4.3.2 Corrective Action Alternatives Currently Under Consideration.	-30-
5.0	**SCHEDULE.**		-32-
6.0	**PREPARATION OF COMPLIANCE STATUS REPORT.**		-33-
7.0	**PROFESSIONAL CERTIFICATION.**		-34-

LIST OF TABLES

Table 1 - Summary of Historical Groundwater Analytical Data on the SMF Property
Table 2 - Summary of Groundwater Elevation Data
Table 3 - Summary of Current Groundwater Analytical Data

LIST OF FIGURES

Figure 1 - Site Location
Figure 2 - Site Layout
Figure 3 - 1938 Aerial Photograph
Figure 3A - 1938 Aerial Photograph with Woodall Creek Site Plan Overlay
Figure 4 - United States Geologic Survey Topographic Map
Figure 5 - Cross-Section A - A' Location Map
Figure 5A - Cross-Section A - A'
Figure 6 - Annotated Site Plan Depicting Potential Source Locations
Figure 7 - Groundwater and Surface Water Sample Location Map
Figure 8A - March 2011 Potentiometric Surface Map - Shallow Groundwater Bearing Zone
Figure 8B - March 2011 Potentiometric Surface Map - Intermediate Groundwater Bearing Zone
Figure 9A - Shallow Water Bearing Zone Isocontour Map - Tetrachloroethene
Figure 9B - Intermediate Water Bearing Zone Isocontour Map - Tetrachloroethene
Figure 10A - Shallow Water Bearing Zone Isocontour Map - Trichloroethene
Figure 10B - Intermediate Water Bearing Zone Isocontour Map - Trichloroethene
Figure 11A - Shallow Water Bearing Zone Isocontour Map - cis-1,2-Dichloroethene
Figure 11B - Intermediate Water Bearing Zone Isocontour Map - cis-1,2-Dichloroethene

LIST OF APPENDICES

Appendix A - Historical Information
Appendix B - Warranty Deed and Tax Plat for the Qualifying Property
Appendix C - Applicable Tables and Figures from Previously Submitted CSR Summarizing Soil Analytical Data Findings
Appendix D - Phase IV Monitoring Well Installation and Source Area Assessment Report for the Woodall Creek Site (Revised June 2011) - ON CD ONLY
Appendix E - Schedule

ACRONYMS

AES	Analytical Environmental Services, Inc.
AFCEE	Air Force Center for Environmental Excellence
APLS	Aqueous Phase Liquids
Applicant	Southern Metal Finishing Company, LLC
bgs	Below Ground Surface
bls	Below Land Surface
CAP	Corrective Action Plan
cis-1,2-DCE	cis-1,2-Dichloroethene
CSR	Compliance Status Report
COCs	Constituents of Concern
COPC	Constituent of Potential Concern
CSM	Conceptual Site Model
EMNA	Enhanced Monitored Natural Attenuation
GAR	Greater Atlanta Region
Georgia EPD	Georgia Environmental Protection Division
GHWMA	Georgia Hazardous Waste Management Act
HSI	Hazardous Site Inventory
HSRA	Hazardous Site Response Act
HSRP	Hazardous Site Response Program
HWMA	Hazardous Waste Management Act
IRIS	Integrated Risk Information System
ISCO	In-situ Chemical Oxidation
MCL	Maximum Contaminant Levels
µg/L	Micrograms per Liter (same as ppb)
mg/Kg	Milligrams per Kilogram (same as ppm)
mg/L	Milligrams per Liter (same as ppm)
NAPLS	Non-Aqueous Phase Liquids
NC	Notification Concentration
PAHs	Polyaromatic Hydrocarbons
Peachtree	Peachtree Environmental, Inc.
PCE	Tetrachloroethene
POD	Point of Demonstration
ppb	Parts per Billion
ppm	Parts per Million
PRE	Preliminary Risk Evaluation
Property	Southern Metal Finishing Company, LLC Property
RAGS	Risk Assessment Guidance for Superfund
RBCA	Risk Based Corrective Action
REC	Recognized Environmental Conditions
RN	Release Notification
RQSM	Reportable Quantities Screening Method
RRS	Risk Reduction Standard
Site	Woodall Creek HSI Site
SVE	Soil Vapor Extraction
SVOCs	Semi-Volatile Organic Compounds
TCLP	Toxicity Characteristic Leaching Procedure
TCE	Trichloroethene
USEPA	United States Environmental Protection Agency
USGS	United States Geological Survey
VRP	Voluntary Remediation Program
VOCs	Volatile Organic Compounds

1.0 INTRODUCTION AND BACKGROUND

1.1 INTRODUCTION

PEACHTREE ENVIRONMENTAL, INC. (Peachtree) has prepared this portion of the Voluntary Remediation Program (VRP) Application on behalf of the applicant, **SOUTHERN METAL FINISHING COMPANY, LLC** (SMF and or "Applicant") for the SMF Property located at 1575 Huber Street in Atlanta, Fulton County, Georgia (the "VRP Property"), which is part of the Woodall Creek HSI VRP Property #10689 (the "Woodall Creek Site"). The purpose of this VRP application is to provide supporting documentation in completing the State's March 30, 2010 VRP Application form and Checklist. Part of the VRP Checklist is to detail a Conceptual VRP Property Model for the property including a preliminary investigation plan, a table of delineation standards, supporting text, tables, charts and figures that illustrates the VRP Property's surface and subsurface setting, sources of contamination, contaminant migration pathways, and potential human and environmental receptors, and both complete exposure and incomplete pathways as they currently exist at the VRP Property.

By way of background, the VRP Property has been under investigation along with the remainder of the Woodall Creek Site for more than 10 years. Unlike the remainder of the Woodall Creek Site, however, the VRP Property has also been the subject of several rounds of corrective action. These remedial efforts have included in situ treatments, multiple excavations, and soil vapor extraction events. As a result of these efforts undertaken by SMF over the course of several years, groundwater conditions in the vicinity of the VRP Property are now substantially better than elsewhere in the Woodall Creek Site.

Consequently, the Applicant anticipates that the analytical testing data will support a conclusion that no soil impacts remain on the VRP Property in excess of applicable risk reduction standards ("RRS") as measured under the VRP and, further, that conservative modeling will demonstrate that the VRP Property is not presently contributing to, nor capable of contributing in the future to, surface water impacts in Woodall Creek. As such, the Applicant does not presently believe further corrective action on the VRP Property will be necessary to present a compliance status report ("CSR") showing the VRP Property meets applicable standards. However, in the event further evaluations show the data does not support this conclusion, the Applicant will propose additional corrective action for the VRP Property. The most probable alternatives would be additional excavation, in situ treatment, soil vapor extraction or natural attenuation.

Due to the fact that the Applicant believes the next step under the VRP will be the preparation of a detailed CSR presenting evidence that the VRP Property meets the applicable standards, including detailed information about past investigations and corrective action efforts, this VRP Application is intentionally streamlined. The Applicant respectfully requests acceptance of the streamlined application without modification since the opportunity to comment upon the adequacy of data will arise when the Applicant submits its CSR.

1.2 VRP PROPERTY DESCRIPTION

The VRP Property consists of one parcel of land totaling 0.9504 acres of land located at 1575 Huber Street in Atlanta, Fulton County, Georgia. The VRP Property has a latitude coordinate of 33°47' 51.83" North and a longitude coordinate of 84° 25' 24.99" West. A VRP Property Location Map is included as **Figure 1**.

The SMF facility located on the VRP Property consists of an office and shipping / receiving building. The shipping and receiving , purchased by SMF in approximately 1965, was originally occupied by Dupont and was reportedly used to warehouse agricultural chemical products prior to SMF ownership. Based on historical aerial photography, the property appears to have operated as part of a landfill.[1] Harold Dobbins purchased and developed the area into an industrial park starting in 1947. It was reported [2] in a local newspaper article that the property being developed was part of an active landfill.

The VRP Property is surrounded by:

1. North - Drever Company;
2. South - Former Glidden Paint Facility;
3. East - Former Glidden Paint Facility Tank Farm and CSX Transportation Rail Road; and
4. West - Huber Street with the Ellsworth Industrial Facility (former Macy's warehouse) beyond.

A VRP Property Layout is provided as **Figure 2**.

The Woodall Creek Site was initially identified for Hazardous Site Inventory(HSI) listing by the Georgia EPD based on concentrations of volatile organic compounds (principally Tetrachloroethene [PCE] and Trichloroethene [TCE]) detected in Woodall Creek. Woodall Creek is located approximately 1,500 feet southwest of the SMF facility. SMF and six other properties were placed on the HSI on February 2, 2001.

The other six properties making up the Woodall Creek HSI Site include:

- **AKZO Nobel Paints (Former Glidden Paint Facility, Former ICI Paint)** - The former Glidden Paint Company facility is located on the southern and eastern boundary of the SMF Property and consists of an abandoned warehouse area, manufacturing area, and former tank farm/drum storage areas. This property consists of approximately 13 acres.

- **Dobbins Mini-Warehouse Property (Former Huber Motor Express, Former Glidden Paint Facility)** - The Dobbins Mini-Warehouse property is located on the

[1] See **Figure 3** - Historical Aerial Photograph with VRP Property overlay dated 1938.

[2] The Atlanta Journal Constitution, July 27, 1947, p. 6-D, **Appendix A**.

west side of Huber Street, to the west of the Glidden facility and southwest of the SMF Property. This property, comprising 6 acres, was formerly owned and operated by Glidden as a truck terminal and maintenance facility.

- **Futurex (Ellsworth Realty Property)** - The Ellsworth Realty property is an undeveloped, wooded property, approximately 3.6 acres in size and located approximately 400 feet southwest of the SMF Property on the east side of Ellsworth Industrial Drive. The property is adjacent to and directly west of the Dobbins Mini-Warehouse property.

- **Restaurant Supply (JMDH Real Estate) Property (Former Republic, Former Jodaco, Former Anderson, Former Case-Hoyt Property)** - This parcel encompasses approximately 4.8 acres and is located approximately 500 feet southwest of the SMF Property at 1455 Ellsworth Industrial Drive. The Glidden property forms the eastern border of the Restaurant/ Jodaco/Anderson/Case-Hoyt property, the Dobbins Mini-Warehouse and the Ellsworth Realty property border to the north and Ellsworth Industrial Drive forms the western boundary of the property. The former Jodaco property has now been demolished and redeveloped as a Restaurant Depot. Excavations during the development indicated historical landfill operations in the area. Additionally, visual observations, sample results and strong odors in the excavated area provided evidence of impact from industrial operations. A Brownfields CAP/CSR report has been submitted to the EPD for the property.

- **Daltile Property (Former Reynolds Metal Property)** - This property consists of approximately 5.5 acres and is located on the east side of Ellsworth Industrial Drive, approximately 800 feet southwest of the SMF Property. The former Reynolds Metal property has now been converted into Daltile, supplier of flooring. The Restaurant Depot Property forms the northern border of the property.

- **M-West Property (Former Georgia-Pacific, Former ABC Supply, BVV, LLC, Property)** - The property is located at 1460 Ellsworth Industrial Drive, approximately 1,100 feet southwest of the SMF Property. The property consists of approximately 3.5 acres of land that existing structures were removed and re-graded in 2007. The property is located on the west side of Ellsworth Industrial Drive, southwest of the Republic property and west of the Tyler Edgerton property. Woodall Creek flows across the southern portion of this property. Prior to Winter and ABC ownership, the property was owned by the Georgia-Pacific Corporation. In late 2005 or 2006 the ABC Supply Co. was acquired by Winter Properties under the Georgia Brownfield program. BVV, LLC (an apparent affiliate of Winter) demolished the existing structures with the intent of pursuing a common scheme of development with the existing M-West condominium project west of Woodall Creek. Peachtree understands, however, that this project failed and that a lender, M-West 3Q10 Fund, LLC, managed by Anthem Capital Partners (the “M-West Lender”), acquired the former ABC Property from BVV, LLC by deed in lieu of foreclosure. The M-West Lender apparently caused the portion of the former ABC Property fronting on Ellsworth to be transferred to a new entity M-West Lots, LLC (“M-West

Lots"). Clinton Cole, counsel for M-West Lots and the M-West Lender, reports that the portion of the former ABC Property that actually borders Woodall Creek is now owned by the home owners association for the existing M-West condominiums. As of the date of this Report, Peachtree has been unable to verify Mr. Cole's explanation for who now owns the portion of the former ABC Property bordering on the creek but, based on his statements, Peachtree will refer to the parcel still known as 1460 Ellsworth as the "Former ABC/M-West Lots Property", and refer to the parcel bordering the creek as the "Former ABC/M-West HOA Property."

- **Goodstone Property(s)** - An additional property, also referred to as the "Manorism" Property, was evaluated as part of these assessment activities. This property is located immediately north of the former ABC Supply property and has not previously been included as part of the Woodall Creek HSI Site. Based on the groundwater plume delineation/evaluation activities, it appears that the subject properties (i.e., 1494 and 1510 Ellsworth Industrial Boulevard) have been impacted by COCs from the up-gradient source area that is impacting Woodall Creek.

1.3 QUALIFICATIONS OF THE VRP PROPERTY AND VRP APPLICANT

The Participant is submitting this VRP Application under the Georgia Voluntary Remediation Act, (O.C.G.A. § 12-8-100, et seq. (the "Act") for the Southern Metals Property, Atlanta, Fulton County, Georgia. In order to be considered a "qualifying property", the Property must be, according to O.C.G.A. § 12-8-105;

1) Listed on the Georgia Hazardous Site Inventory (HSI); or meet the criteria of the Georgia Hazardous Site Reuse and Redevelopment Act ("Brownfields Act") O.C.G.A. § 12-8-205; or have a release of regulated substances to the environment.

Under O.C.G.A. § 12-8-105 the property shall also not:

2) Be listed on the federal National Priorities List;
3) Be currently undergoing response activities required by an Order of the Regional Administration of the United States Environmental Protection Agency;
4) Be a facility required to have a permit under the Georgia Hazardous Waste Management Act ("HWMA"); O.C.G.A. § 12-8-66; and
5) Violate the terms and conditions under which the Environmental Protection Division operates and administers remedial programs by delegation or similar authorization from the United States Environmental Protection Agency.

Finally, under O.C.G.A. § 12-8-105 the property shall:

6) Have any lien filed under subsection (e) of the HWM Act O.C.G.A. § 12-8-66 or subsection (b) of the Georgia Underground Storage Tank Management Act O.C.G.A. § 12-13-12 be satisfied or settled and released by the Georgia EPD Director pursuant to the HWM Act O.C.G.A. § 12-8-66.

The VRP Property is included in HSI#10689 and none of the other criteria listed in items 2 - 6 apply. Therefore, the VRP Property qualifies under the Act.

In order for the Participant to meet the qualifications of the VRP according to O.C.G.A. § 12-8-106 the following criteria must be met:

1) The Applicant must be the property owner of the VRP Property or have express permission to enter another's property to perform corrective action including, to the extent applicable, implementing controls for the VRP Property pursuant to written lease, license, order or indenture;
2) Not be in violation of any order, judgement, statute, rule or regulation subject to the enforcement authority of the Director; and
3) Meet other such criteria as may be established by the DNR Board pursuant to O.C.G.A. § 12-8-103.

As the Participant meets all the criteria stated above, the Participant is "qualified" under the Act.

The contact for the Applicant, and the owner of the SMF property is as follows:

Southern Metal Finishing Company, LLC
Mr. James N. McClatchey
Vice President
1575 Huber Street
Atlanta, Georgia 30381-7701
(404) 355-1560

Appendix B contains the Warranty Deed(s) and Tax Plat(s) for the Qualifying Property(s).

2.0 VRP PROPERTY INVESTIGATION AND CORRECTIVE ACTION HISTORY

In response to the inclusion of the VRP Property as part of the Woodall Creek HSI Site, **SOIL & MATERIALS ENGINEERING** (S&ME) and Peachtree completed a series of soil and groundwater investigation activities on the SMF Property, as well as contiguous and/or nearby properties. The initial purpose of the investigation activities was to gather information regarding the extent of impacted soil and groundwater such that a CSR documenting the environmental condition of the property could be submitted to the Georgia EPD. The CSR was submitted to the Georgia EPD on behalf of SMF by Peachtree in December 2004.

Additionally, a number of soil and groundwater remediation activities have been performed on the SMF property. Such remediation activities included;

1) In-situ chemical oxidation (ISCO) of soils to reduce further groundwater impacts;
2) Excavation and off-site disposal of an area of impacted soils adjacent to the Shipping and Receiving Building loading and unloading area; and
3) A series of soil vapor extraction events within the Shipping and Receiving Building.

Details of previously completed corrective actions are included in the sections below.

2.1 JUNE 2001 GROUNDWATER CORRECTIVE ACTION ACTIVITIES

S&ME completed several phases of investigation by the middle of 2001 and impacted groundwater (dissolved PCE and TCE) was identified in the southwest corner of the SMF facility. Although extensive sampling did not identify a precise source area or an origin for the impacts, the geometry of the groundwater plume indicated that a source could be near MW-2 and/or MW-4, in the former rail spur track area to the south of the Shipping and Receiving Building. Since the direction of plume migration was generally to the southwest, and the downgradient horizontal extent appeared to be limited to less than two hundred feet, remediation of this general area was considered.

S&ME initially evaluated enhanced natural attenuation (EMNA) as a potential groundwater remedy. However, an evaluation of the property's potential for remediation by EMNA utilizing EPA's recommended screening protocols resulted in inadequate to limited evidence for naturally occurring anaerobic degradation occurring at the SMF Property. As such, this remedial approach was not pursued.

Because of the absence of natural conditions favorable to EMNA at the SMF Property, S&ME recommended conducting in-situ chemical oxidation (ISCO) in the area of impact. The treatment area was designed based on an assumed 5-foot radius of influence over a test area of approximately 9,300 square feet.

On June 19, 2001 through June 22, 2001 and June 25, 2001 through June 29, 2001,S&ME conducted the sodium permanganate injections. A truck-mounted DPT tool was utilized

to inject the sodium permanganate solution at approximately 105 injection points over a regular grid pattern from the DPT penetration refusal depth up to the water table. The pump injected a 5% sodium permanganate solution into the soil.

After conducting the permanganate injections, selected nearby and down gradient monitoring wells (MW-2, MW-3, MW-4, MW-14, and MW-15) were sampled on a periodic basis to assess the effectiveness of the injection at reducing PCE and TCE levels in groundwater.

2.2 JULY 2002 SOIL CORRECTIVE ACTION

Soil corrective action activities were implemented in some of the same areas as the 2001 permanganate injections for the area of impacted soils exceeding presumed default RRS criteria along the southern sides of the SMF Shipping and Receiving Building. SMF engaged **GREENLEAF ENVIRONMENTAL, INC.** (Greenleaf) to excavate and dispose impacted soils along the south side of the Shipping and Receiving Building where elevated concentrations of PCE and TCE had been identified. In total, approximately 195 tons of excavated soil was disposed off-Property.

A total of sixteen (16) post-excavation confirmation soil samples were collected and analyzed for constituents of concern as verification that no analyzed constituents remained in excess of applicable cleanup criteria. Based upon the results of post-excavation confirmatory soil testing, both PCE and TCE concentrations were reported below both their respective Type I and 3 Risk Reduction Standard (RRS) criteria.

2.3 JULY/AUGUST 2004 SOIL CORRECTIVE ACTION ACTIVITIES

During the summer of 2004, SMF excavated soil north of the Shipping and Receiving Building in connection with re-paving the loading area of the Shipping and Receiving Building. These excavations encountered a layer of what appeared to be municipal trash, as well as a layer of grey, sandy ash-like fill material. SMF determined that the trash material was unsuitable for backfill. Peachtree analyzed the trash material and the underlying grey, sandy ash-like material. The trash layer contained no constituents. However, the underlying layer of grey, sandy ash-like material contained detectable concentrations of constituents of volatile organic materials ranging in concentration from 0.033 mg/kg to 1.33 mg/kg.

In response to this discovery, excavation activities were conducted to remove soils and debris shown to be impacted with regulated constituents above applicable RRS criteria. Based upon post-excavation analytical testing results, the horizontal and vertical delineation of impacted soils in this area of the property (i.e., north of the Shipping and Receiving) have been achieved and no impacted soils remain above Type 3 RRS.

Applicable tables and drawings from the previously submitted CSR summarizing the soil analytical data findings are provided in **Appendix C**.

2.4 FEBRUARY 2005 SOIL VAPOR EXTRACTION

Subsequent to the submittal of the December 2004 CSR, a series of soil vapor extraction (SVE) field testing activities were completed at locations within the Shipping and Receiving and select groundwater monitoring wells at the Southern Metal Finishing facility. The intent of the SVE field testing activities was to aid/evaluate the remediation of any residual impacted soils near and/or underneath the Shipping and Receiving which had not previously been addressed as part of the ISCO in-situ treatment and/or excavation activities.

The SVE network consisted of a total of six (6) extraction wells (SVE-1 to SVE-6) installed within the Shipping and Receiving . The radii of influence of the installed wells was determined to be approximately 60 feet. Soil vapors were removed from the SVE wells and select monitoring wells over a total of four (4) vapor extraction events. A summary of the SVE events are as follows:

SVE EVENT #1 - FEBRUARY 24, 2005

- Included SVE wells SVE-1 to SVE-4.
- Total of 4.34 lbs. of volatile organics removed.
- The highest recorded volatile organics removal (1.74 pounds) was from SVE-1 located closest to the western end of the Shipping and Receiving .

SVE EVENT #2 - MAY 16, 2005

- Included SVE wells SVE-5 and SVE-6 as well as groundwater monitoring wells MW-9 and MW-10.
- Total of 0.17 lbs. of volatile organics removed.
- The highest removal rate was observed in SVE-5 with 0.05 lbs.; while the lowest recovery rate was observed in monitoring well MW-9 with 0.033 lbs. removed.

SVE EVENT #3 - MAY 17, 2005

- Included groundwater monitoring wells MW-4, PI-1, DS-3 and DR-3.
- Total of 0.036 lbs. of volatile organics removed.
- The highest removal rate was observed in monitoring well MW-4 with 0.258 lbs.; while the lowest recovery rate was observed in well PI-1 with 0.0231 lbs. removed.

SVE EVENT #4 - MAY 18, 2005

- Included groundwater monitoring wells DS-1, DR-1, MW-6 and MW-7.
- Total of 2.77 lbs. of volatile organics removed.
- The highest removal rate recorded for any SVE event to date was observed in monitoring well MW-6 with 2.193 lbs.; while the lowest recovery rate during this SVE event was observed in well DR-1 with 0.0491 lbs. removed.

As a measure of the SVE technology's ability to effectuate the reduction of dissolved-phase contaminants in existing monitoring wells, a select number of pre and post-extraction groundwater samples were collected from select monitoring wells (PI-1, MW-4, DS-3, and DR-3) and analyzed for volatile organic constituents. A comparison of the pre-

to post-vacuum extraction analytical results revealed that MW-4 and PI-1 both had increased concentrations of PCE in the water column after SVE treatment. DS-3 and DR-3 had relatively the same measured PCE concentrations in the before and after groundwater analytical results.

Overall SVE technology demonstrated the removal of contaminant mass from subsurface areas at each of the various locations tested. The results suggest that additional VOCs may exist in/around the western portion of the Shipping and Receiving Building (closest to Huber Street) as demonstrated by the amount of VOCs removed during SVE Event #1 from well SVE-1 (1.74 lbs). Additional VOCs also appear to exist under the extreme eastern edge of SMF's property (immediately downgradient of the former Glidden AST farm/piping system), as illustrated by the amount of VOCs recovered from MW-6 (2.193 lbs) during SVE Event #4. MW-6 has also been noted to contain "free product" (believed to be mineral spirits or similar material from the adjacent Glidden tank farm) when this well has been sampled in the past.

The type of contaminant, volatile organic compounds, likely appear on the SMF property from previous use of the property as a landfill and former Dupont operation. Impacts on the SMF property may also be the result of Glidden's former operation (above ground tank farm and product piping/delivery system). The SVE and interior wells (MW-9 and MW-10) located within the Shipping and Receiving Building, the well cluster located south of the Shipping and Receiving Building (MW-4, PI-1, DS-3, and DR-3), and the well cluster located west and south of the two-story building (MW-6, MW-7, DS-1, and DR-1) all have a history of volatile organic impact. Thus, the SVE recovery at these locations are likely attributable to some combination of the above referenced potential sources.

2.5 ANNUAL GROUNDWATER MONITORING ACTIVITIES

In response to the performance of the soil excavation work, injection of in-situ chemicals for oxidation purposes, and SVE pilot testing activities in terms of the mass removal of volatile organic compounds, SMF implemented annual groundwater sampling activities on select monitoring wells in close proximity to the Shipping and Receiving Building as an indication of the potential success of the SVE activities in aiding in the restoration of groundwater quality at the VRP Property.

Groundwater monitoring wells included in this annual evaluation include the following:

- MW-2, MW-4, MW-9, MW-10, DS-3, DR-3, and PI-1

The initial annual sampling event was conducted in June 2006; the second sampling event was conducted in August 2007; the third sampling event was conducted in July 2008; the fourth sampling event was conducted in July 2009, and the fifth sampling event was conducted in October 2010. With the exception of DR-3 and PI-1, the remaining annual evaluation monitoring wells were more recently sampled in February/March of 2011 as part of Phase IV Woodall Creek HSI Site-wide sampling activities.

Groundwater monitoring results indicated that select constituents were present in the various monitoring wells at the SMF Property during each of the annual sampling events. A summary of the analytical findings is presented below:

2.5.1 1,1-DICHLOROETHENE

Analytical testing results indicated that 1,1-Dichloroethene was not present in any of the wells at concentrations exceeding the laboratory method detection limit concentration during the 2006, 2007, 2008, 2009, 2010, and most recent 2011 sampling events.

2.5.2 CIS-1,2-DICHLOROETHENE

Analytical testing results for the June 2006 sampling event indicated that cis-1,2-DCE was present in select monitoring wells as follows: MW-2 (50 µg/L), DS-3 (26 µg/L), DR-3 (8.2 µg/L), and PI-1 (6.4 µg/L). Analytical testing results for the remaining wells (i.e., MW-4, MW-9, MW-10) indicated that cis-1,2-DCE was not present in any of the wells at concentrations exceeding the laboratory method detection limit.

Analytical testing results from the August 2007 sampling event indicated that cis-1,2-DCE was present in select monitoring wells as follows: MW-2 (38 µg/L), DS-3 (23 µg/L), DR-3 (11 µg/L), and PI-1 (13 µg/L). Analytical testing results for the remaining wells (i.e., MW-4, MW-9, MW-10) indicated that cis-1,2-DCE was not present in any of the wells at concentrations exceeding the laboratory method detection limit.

Analytical testing results from the July 2008 sampling event indicated that cis-1,2-DCE was present in select monitoring wells as follows: MW-2 (33 µg/L), DS-3 (22 µg/L), DR-3 (8.8 µg/L), and PI-1 (15 µg/L). Analytical testing results for the remaining wells (i.e., MW-4, MW-9, MW-10) indicated that cis-1,2-DCE was not present in any of the wells at concentrations exceeding the laboratory method detection limit.

Analytical testing results from the July 2009 sampling event indicated that cis-1,2-DCE was present in select monitoring wells as follows: MW-2 (16 µg/L), DS-3 (16 µg/L), DR-3 (7.2 µg/L), and PI-1 (14 µg/L). Analytical testing results for the remaining wells (i.e., MW-4, MW-9, MW-10) indicated that cis-1,2-DCE was not present in any of the wells at concentrations exceeding the laboratory method detection limit.

Analytical testing results from the October 2010 sampling event indicated that cis-1,2-DCE was present in three (3) of the seven (7) monitoring wells sampled during October 2010. Specifically, these monitoring wells are as follows: DS-3 (9.6 µg/L), DR-3 (7.4 µg/L), and PI-1 (6.4 µg/L). Analytical testing results for the remaining wells (i.e., MW-2, MW-4, MW-9, MW-10) indicated that cis-1,2-DCE was not present in any of these wells at concentrations exceeding the laboratory method detection limit.

Analytical testing results from the February/March 2011 sampling event indicated that cis-1,2-DCE was present in one (1) of the five (5) monitoring wells. Specifically, cis-1,2-DCE was reported at a concentration of 14 µg/L in monitoring well MW-2. Analytical testing results for the remaining wells (i.e., MW-4, MW-9, MW-10, and DS-3) indicated that cis-1,2-DCE was not reported in any of these wells at concentrations exceeding the laboratory method detection limit.

2.5.3 DIBROMOCHLOROMETHANE

Analytical testing results indicated that Dibromochloromethane was not present in any of the wells at concentrations exceeding the laboratory method detection limit concentration during the 2006, 2007, 2008, 2009, 2010 and most recent 2011 sampling events.

2.5.4 TRICHLOROETHENE

Analytical testing results for the June 2006 sampling event indicated that TCE was present in select monitoring wells as follows: MW-2 (84 µg/L), DS-3 (6 µg/L), and DR-3 (13 µg/L). Analytical testing results for the remaining wells (i.e., MW-4, MW-9, MW-10, PI-1) indicated that TCE was not present in any of the wells at concentrations exceeding the laboratory method detection limit.

Analytical testing results for the August 2007 sampling event indicated that TCE was present in select monitoring wells as follows: MW-2 (24 µg/L), and DR-3 (23 µg/L). Analytical testing results for the remaining wells (i.e., MW-4, MW-9, MW-10, DS-3, and PI-1) indicated that TCE was not present in any of the wells at concentrations exceeding the laboratory method detection limit.

Analytical testing results for the July 2008 sampling event indicated that TCE was present in select monitoring wells as follows: MW-2 (25 µg/L), and DR-3 (21 µg/L). Analytical testing results for the remaining wells (i.e., MW-4, MW-9, MW-10, DS-3, and PI-1) indicated that TCE was not present in any of the wells at concentrations exceeding the laboratory method detection limit.

Analytical testing results for the July 2009 sampling event indicated that TCE was present in select monitoring wells as follows: MW-2 (25 µg/L), and DR-3 (14 µg/L). Analytical testing results for the remaining wells (i.e., MW-4, MW-9, MW-10, DS-3, and PI-1) indicated that TCE was not present in any of the wells at concentrations exceeding the laboratory method detection limit.

Analytical testing results for the October 2010 sampling event indicated that TCE was present in two (2) of the seven (7) monitoring wells sampled during October 2010. These monitoring wells are as follows: MW-2 (16 µg/L), and DR-3 (11 µg/L). Analytical testing results for the remaining wells (i.e., MW-4, MW-9, MW-10, DS-3, and PI-1) indicated that TCE was not present in any of the wells at concentrations exceeding the laboratory method detection limit.

Analytical testing results for the February/March 2011 sampling event indicated that TCE was present in two (2) of the five (5) monitoring wells. These monitoring wells are as follows: MW-2 (35 µg/L), and DS-3 (76 µg/L). Analytical testing results for the remaining wells (i.e., MW-4, MW-9, and MW-10) indicated that TCE was not reported at concentrations exceeding the laboratory method detection limit.

2.5.5 TETRACHLOROETHENE

Analytical testing results for the June 2006 sampling event indicated that PCE was present in select monitoring wells as follows: MW-2 (580 µg/L), MW-4 (780 µg/L), MW-10 (18 µg/L), DS-3 (120 µg/L), DR-3 (200 µg/L), and PI-1 (39 µg/L). Analytical testing results for the remaining wells (i.e., MW-9) indicated that PCE was not present in any of the wells at concentrations exceeding the laboratory method detection limit.

Analytical testing results for the August 2007 sampling event indicated that PCE was present in all monitoring wells as follows: MW-2 (380 µg/L), MW-4 (56 µg/L), MW-9 (7.5 µg/L), MW-10 (12 µg/L), DS-3 (66 µg/L), DR-3 (380 µg/L), and PI-1 (39 µg/L).

Analytical testing results for the July 2008 sampling event indicated that PCE was present in all monitoring wells as follows: MW-2 (180 µg/L), MW-4 (1,100 µg/L), MW-9 (6.1 µg/L), MW-10 (6.9 µg/L), DS-3 (48 µg/L), DR-3 (330 µg/L), and PI-1 (24 µg/L). Because the results for monitoring well MW-4 did not appear consistent with other monitoring wells (i.e., decreasing trends), the well was re-sampled on September 15, 2008. Analytical testing results for the re-sampling indicated a PCE concentration of 20 µg/L. Monitoring well MW-4 was again re-sampled on October 7, 2008 to provide confirmation of the September 15, 2008 re-sampling analytical testing results. Similar to the September 15, 2008 testing results, PCE was reported at a concentration of 21 µg/L during the October 7, 2008 second re-sampling event.

Analytical testing results for the July 2009 sampling event indicated that PCE was present in all monitoring wells except MW-9 as follows: MW-2 (140 µg/L), MW-4 (15 µg/L), MW-10 (7.7 µg/L), DS-3 (34 µg/L), DR-3 (620 µg/L), and PI-1 (23 µg/L).

Analytical testing results for the October 2010 sampling event indicated that PCE was present in all monitoring wells. These detections were as follows: MW-2 (81 µg/L), MW-4 (10 µg/L), MW-9 (5.8 µg/L), MW-10 (5.4 µg/L), DS-3 (59 µg/L), DR-3 (520 µg/L), and PI-1 (15 µg/L).

Analytical testing results for the February/March 2011 sampling event indicated that PCE was present in four (4) of the five (5) monitoring wells sampled during this sampling evaluation. These detections were as follows: MW-2 (180 µg/L), MW-4 (16 µg/L), MW-9 (5.8 µg/L), and DS-3 (76 µg/L). Monitoring well MW-10 reported PCE concentrations below the laboratory reporting limit.

Table 1 summarizes the historical analytical data findings of the groundwater on the SMF property.

2.6 SUMMARY OF OFF-PROPERTY GROUNDWATER PLUME INVESTIGATION AND CREEK MONITORING ACTIVITIES

A series of off-Property surface water monitoring events have been conducted in Woodall Creek in an attempt to identify the point of origin where the dissolved-phase groundwater plume intercepts/discharges into the creek. Additionally, based on the surface water sampling results, a series of upgradient monitoring wells have been installed and sampled in attempts to trace the impacted groundwater plume back to potential source area(s). These activities have been conducted over the period extending from 2006 through 2011.

The most recently groundwater sampling event conducted in late February/early March 2011, included groundwater sampling for select monitoring wells located across most properties comprising the Woodall Creek HSI Site. Based on the analytical testing results from this Site-wide sampling event, it appears that the primary source of the dissolved-phase groundwater plume originates near the southwest corner of the Dobbins Mini-Warehouse property. Please see **Section 4.1** for further information and **Appendix D** for a copy of the most recent Phase IV Corrective Action report.

3.0 CONCEPTUAL SITE MODEL

The Woodall Creek Site was initially identified for listing on the HSI based on concentrations of volatile organic compounds (principally Tetrachloroethene [PCE] and Trichloroethene [TCE]) detected in Woodall Creek, located approximately 1,500 feet southwest of the SMF facility. Thus, the VRP Property and six (6) other properties were placed on the HSI on February 2, 2001.

Various investigations of the horizontal and vertical extent of soil and groundwater impact and has been conducted at the VRP Property dating back to 2001. During that time period, corrective measures were also implemented to bring impacted media (i.e., soil and groundwater) into compliance with applicable RRS. The data gathered over the course of the various assessment and corrective action activities was utilized to develop a Conceptual Site Model (CSM) for the VRP Property.

3.1 REGIONAL GEOLOGY

The SMF property is located in the metropolitan Atlanta area within the Piedmont Physiographic Province of Georgia south of the Brevard Fault Zone. The parent material is common of the Blue Ridge and Piedmont Crystalline rock formations and consists of mica schists, gneiss, and amphibolite.

3.2 REGIONAL HYDROGEOLOGY

Regional groundwater in the Greater Atlanta Region (GAR) occurs in the joints, fractures, parting planes and other secondary openings in the bedrock and the pore spaces of the overlying weathered bedrock and soil. Water recharges the underground openings by infiltration from precipitation.

Groundwater typically occurs within an unconfined aquifer and in the deeper seams and fractures in the bedrock unit. The groundwater table typically mimics surface topography, with flow being in a direction of lower potential energy towards surface water features. Streams in the area are typically gaining streams that are recharged by groundwater.

3.3 VICINITY TOPOGRAPHY AND GEOLOGY

Topographic and geologic information regarding the Woodall Creek Site has been obtained from past assessments of the properties comprising the Woodall Creek Site. The topographic relief across the Site follows a northeast to southwest gradient with elevations of approximately 900 feet above mean sea level (AMSL) to 840 feet AMSL at Woodall Creek. Historic cutting and filling across the Woodall Creek Site is apparent from historic records and site conditions.

Historically, the area of the VRP Property, Glidden and Dobbins Mini-Warehouse and possibly Jodaco's, Reynold's, ABC's and Ellsworth's properties have been utilized as a landfill. The landfill areas are illustrated on an aerial photograph dated 1938 (See **Figures**

3 and **3A**). Currently, there as been no research to determine who owned/operated the landfill, when the landfill ceased operation or what materials were accepted by the landfill during its operational history. Soil borings and excavation activities conducted as part of a parking lot improvement project at the SMF property identified a layer of gray soil with debris (bottles, stumps, railroad cross-ties, plastic, etc.). See **Figure 4** for a United States Geologic Survey topographic map of the SMF property and surrounding vicinity.

Native soils across the Woodall Creek Site consist primarily of sandy and clayey silt. The developed portions of the Woodall Creek Site have varying thicknesses of fill on top of native soils. Bedrock varies from approximately 10 to 15 feet in depth from ground surfaces in the vicinity of Woodall Creek to approximately 60 to 65 feet in depth from ground surfaces on the Dobbins property.

3.4 VICINITY HYDROGEOLOGY

According to the Groundwater Pollution Susceptibility Map of Georgia [3], the Woodall Creek Site is located in an area classified as having a low groundwater pollution susceptibility. Hydraulic characteristics of the Woodall Creek Site have been evaluated in prior groundwater assessments.

Generally, the topography slopes from northeast to southwest across the Woodall Creek Site with higher elevations occurring near the VRP Property and Glidden properties. Measured depths to groundwater are generally consistent with topographic elevation and slope. Depths to groundwater as measured from the top-of-casing in each of the shallow monitoring wells ranged from 1.99 feet (MW-2, Jodaco Property) to 42.2 feet (MW-3, ABC Property). The resulting groundwater flow direction at the Woodall Creek Site, based on depth to groundwater gauging, suggests an overall southwesterly flow.

The principal water bearing zone appears to be a continuous, unconfined aquifer extending in depth up to approximately 60 to 65 feet below ground surface. As evidenced through the installation of various monitoring wells and soil borings at the Woodall Creek Site, soils generally consist of sandy silty clays grading to a sandier silty matrix which were saturated with groundwater. There are also surficial backfill areas where non-native soils and debris have been observed. As typical in the Piedmont Physiographic Providence, zones of partially weathered rock and saprolite are generally encountered prior to the top of competent bedrock. A cross-section has been prepared for the VRP Property portion of the Woodall Creek Site based upon information obtained during prior assessments. **Figure 5** presents the location of the cross-section, while **Figure 5A** presents cross-Section A-A'.

Slug tests have been performed by SMF in March of 2001 and in July of 2004 to evaluate Property-specific hydrologic characteristics. The calculated hydraulic gradient, based upon the 2001 hydrogeologic characterization, ranged from about 0.01 to 0.03 feet/foot with an

[3] Groundwater Pollution Susceptibility Map of Georgia, Georgia Department of Natural Resources, Environmental Protection Division and The Georgia Geological Survey, 1970

average of about 0.02 feet/foot. The groundwater flow direction was also estimated from groundwater elevations measured at the property to be in a southwesterly direction. The hydraulic conductivity was estimated to average 3.15 x 10^{-5} cm/s (0.1 ft/day).

SMF completed a series of additional slug tests on select monitoring wells across the SMF and Dobbins properties for use in evaluating aquifer characteristics in both the surficial and intermediate water bearing zones. The calculated hydraulic gradients were 0.021 feet/foot for the shallow water bearing zone, and 0.024 feet/foot for the intermediate water bearing zone. Based on the gradient and hydraulic conductivity, groundwater in the surficial water bearing zone is estimated to be traveling to the southwest at a horizontal velocity of 0.2142 feet per day or approximately 78.18 feet per year. Based on the gradient and hydraulic conductivity, groundwater in the intermediate water bearing zone is estimated to be traveling to the southwest at a horizontal velocity of 0.8281 feet per day or approximately 302.26 feet per year.

3.5 REGULATED SUBSTANCES RELEASED

As a result of previous investigation activities, the following regulated substances have been detected/reported at concentrations exceeding the laboratory method detection limit during past and current VRP Property assessment events:

- Acetone (Acetone - CAS No. 67641) - Groundwater Only;
- Benzene (Benzene - CAS No. 71432) - Soil and Groundwater;
- Bromodichloromethane (BDCM - CAS No. 124481) - Groundwater Only;
- Chloroform (Chloroform - CAS No. 67663) - Groundwater Only;
- 1,1-Dichloroethane (1,1-DCA - CAS No. 75343) - Groundwater Only;
- 1,1-Dichloroethene (1,1-DCE - CAS No. 75354) - Soil and Groundwater;
- cis-1,2-Dichloroethene (cis-1,2-DCE - CAS No. 156592) - Soil and Groundwater;
- trans-1,2-Dichloroethene (trans-1,2-DCE - CAS No. 156605) - Soil and Groundwater;
- Ethylbenzene (Ethylbenzene - CAS No. 67663) - Soil and Groundwater;
- Isopropylbenzene (Isopropylbenzene - CAS No. 98828) - Groundwater Only;
- Methylcyclohexane (Methycyclohexane - CAS No. 108872) - Groundwater Only;
- Tetrachloroethene (PCE - CAS No.127184) - Soil and Groundwater;
- Trichloroethene (TCE - CAS No. 79016) - Soil and Groundwater;
- Vinyl Chloride (Vinyl Chloride - CAS No. 75014) - Soil and Groundwater; and
- Total Xylenes (Xylene - CAS No. 1330207) - Soil and Groundwater

With the exception of Bromodichloromethane and Chloroform, detected contaminants appear to be associated with solvents and/or their decomposition products. Bromodichloromethane and Chloroform are trihalomethanes that are typically found by association of organics with chlorines (i.e. residual chlorine in treated drinking water coming into contact with organic decomposition).

3.6 POTENTIAL HUMAN AND ECOLOGICAL RECEPTOR EVALUATION

An environmental exposure pathway consists of four elements:

1) chemical source and release mechanisms;
2) environmental transport media;
3) a receptor at the exposure point, and;
4) an exposure route at the exposure point.

The following sections describe each of the elements as they exist at the VRP Property and other portions of the Woodall Creek Site.

3.6.1 Chemical Source and Release Mechanisms

At the VRP Property, constituents may have been released from an area in/around the Shipping/Receiving Building, as well as from other potential sources areas (i.e., former landfill areas, and former rail car unloading area south of the Shipping/Receiving Building). On other Woodall Creek HSI properties, potential source areas include;

Southern Metal Finishing

- Shipping and Receiving Building (See **Figure 6**);
- Former rail car spur unloading area;
- Area in / around monitoring well MW-6; and
- Possible former landfill area.

AKZO Nobel Paints (Former Glidden Paint Facility, Former ICI Paint)

- Potential source areas (39) identified on Glidden's annotated Property Plan, Golder Associates, 1992. (See **Figure 6**); and
- Possible former landfill area.

Dobbins Mini-Warehouse (Former Huber Motor Express, Former Glidden Paint Facility)

- Shipping and receiving buildings and former Aerosol Shed and former garage (items "E "and "S" on **Figure 6**); and
- Possible former landfill area.

Restaurant Supply (JMDH Real Estate) Property (Former Republic, Former Jodaco, Former Anderson, Former Case-Hoyt Property)

- Former chemical underground storage tanks;
- Former solvent storage area; and
- Possible former landfill area.

Daltile Property (Former Reynolds Metal Property)

- Possible former landfill area (see **Figures 3** and **3A**).

M-West Property (Former Georgia Pacific, Former ABC Supply, Former BVV Property)

- Possible former landfill area (see **Figures 3** and **3A**).

The actual mechanism for release of constituents from each source is not known; however, releases of at least some constituents likely occurred due to spillage and product leakage from the above ground storage tanks and/or associated piping of the former UST system(s) located on/around the former Glidden property.

3.6.2 Environmental Transport Media

3.6.2.1 Soil and Soil Vapor

In general, the organic constituents tend to have a high affinity for binding with the organic fraction of soils and relatively low solubilities in water. Therefore, in soils, these compounds tend to be transmitted through the soil via surface water infiltration and diffusion. Volatilization of some lighter compounds may also occur and accumulate in soil vapor. Soil vapor may then intrude into cracks, pipe penetrations, and other conduits through building slabs and into the interior of structures.

Surface and subsurface soils at or near identified potential sources appear to be the first medium impacted by the release of constituents. Aqueous phase liquids (APLS) and non-aqueous phase liquids (NAPLS), if previously present at the SMF property, may have also migrated through the subsurface. The migration of these constituents occurs principally along preferential pathways where changes in permeability occur. These types of areas include utility lines, former landfill areas, backfilled areas, or areas where partially weathered rock and/or sandy-type soils are present.

3.6.2.2 Groundwater

Those chemicals with higher water solubility values and low water/carbon partioning coefficients are more likely to be dissolved into groundwater, while those with high water/carbon partitioning coefficients are much more likely to become bound to the organic fraction of soils. Chemicals with relatively high vapor pressures are likely to volatilize when they come in contact with air.

The groundwater in the vicinity of the SMF property is located approximately 15 to 20 feet below land surface and is principally flowing in a southwesterly direction. No points of groundwater withdrawal are believed to be located within one mile of the SMF property, nor in a downgradient direction relative to the SMF property and the groundwater flow direction.

3.6.2.3 Surface Water Route

The nearest named surface water body is Woodall Creek located approximately 1,520 feet from the southwestern corner of the SMF property.

An apparent unnamed, wet weather tributary to Woodall Creek is located approximately 230 west of the southwestern corner of the SMF property. A series of surface water samples from this unnamed wet weather tributary were previously collected and analyzed by S&ME July 26, 2002 and indicated no impact.

3.6.3 Potential Routes of Migration

3.6.3.1 Soils and Soil Vapor

Surface and subsurface soils at or near identified sources appear to be the first medium impacted by the release of COC constituents. APLS and NAPLS, if previously present at the site, may have also migrated through the subsurface along preferential pathways where changes in permeability occur. These types of areas include utility lines, backfilled areas, or areas where partially weathered rock and/or sand are present. Likewise, volatilization of COCs into the air spaces in soils may form a vapor plume that can potentially enter building spaces via cracks, penetrations in the slab, or other structural imperfections.

Erosion of surface soils can be caused by wind, rain (surface water) and human disruptions (i.e., surface water discharges, etc.). If present in exposed surface soils, migration of COCs from eroded surface soils would follow surface topography (except for wind carried particulates) to the primary drainage pathway (i.e., overland flow across unimproved areas of the site). However, the previously observed concentrations of PCE impact were primarily identified in samples collected beneath engineered surfaces covers [i.e., asphalt paved areas (outside)]. Prior corrective action activities have removed former impacted soils exceeding applicable RRS and are therefore believed to have eliminated this potential migration route. However, as part of ongoing activities additional evaluation regarding the potential of soil vapors as potential routes of migration will be further evaluated using appropriate vapor intrusion modeling/evaluation software such as the Johnson and Ettinger (1991) Model for Subsurface Vapor Intrusion Into Buildings. Data tables and figures demonstrating the potential pathway(s) from soils in the 0 to 2' and >2' bgs to receptors have been provided as part of the revised VIRP and Application (see **Appendix C** - extracted information from previously provided CSR for applicable tables and figures summarizing soil analytical testing data). Additionally, soil and groundwater data will be utilized for the performance of vapor intrusion modeling to evaluate potential exposure scenarios for non-residential exposure scenarios (workers and/or visitors within/to the Shipping and Receiving and Production buildings).

3.6.3.2 Groundwater

Another principal mechanism of migration of constituents away from the former source area, based upon field investigations, has been groundwater.

The groundwater immediately downgradient from the VRP Property is principally flowing in a westerly-southwesterly direction across the top of weathered and competent bedrock surfaces beneath the surface soils. No points of groundwater withdrawal are known to be located within one mile of the VRP Property, nor in a downgradient direction relative to the VRP Property and the groundwater flow direction.

3.6.3.3 Surface Water

A portion of the groundwater flow from the Woodall Creek Site appears to travel across the top of the bedrock surface in a westerly-southwesterly direction to discharge within Woodall Creek some 1,520 feet southwest of the VRP Property.

Recently collected samples from Woodall Creek have indicated impacts. However, such impacts do not appear to be from the SMF property, but rather appear to be the result of more highly impacted portions of the groundwater plume originating from secondary source areas on other downgradient properties comprising the Woodall Creek Site.

Defining the extent of and determining the remedial significance of these impacts will require further sampling and modeling in accordance with VRP protocols.

3.6.4 Potential Receptors

Potential human receptors identified in and around the VRP Property are:

1) On-site workers;
2) Local residents;
3) Visitors;
4) Trespassers; and
5) Utility/construction workers.

Long term exposures would be limited to onsite workers. All others would constitute short term receptors. On the VRP Property, exposures would be consistent with non-residential scenario described in the HSRA rules for Type 3 or 4 Risk Reduction Standards (RRS).

3.6.5 Potential Exposure Points

Exposure points include any area where COCs in the soils, soil vapor, groundwater, and surface seeps that may be accessible to human or ecological receptors. A brief summary of each exposure point is presented below.

3.6.5.1 Soils and Soil Vapor

Surface soils include those soils in the upper 0 to 2 feet of the ground. However, as indicated previously, engineered surface covers (i.e., asphalt paving and/or concrete) exists in areas where previously impacted soils were

identified. Such soils, however, have been physically removed from the property and disposed of off-site.

COCs were also previously detected in subsurface soils (i.e., deeper than 2 feet bgs). Access to these soils would be limited to construction/repair work associated with underground utilities. Such contact would be limited to short duration commercial/industrial adult exposure scenarios. Again, however, such soils have been physically removed from the property disposed off-site and no exposure point is believed to currently exist.

Soil vapor can originate from volatilization from a soil source area or from volatilization from impacted groundwater. Soil vapors may be present in the unsaturated, vadose-zone soil beneath the shipping and receiving and production buildings. Data tables and figures demonstrating the potential pathway(s) from soils in the 0 to 2' and >2' bgs to receptors have been provided as part of the revised VIRP and Application (see **Appendix C** - extracted information from previously provided CSR for applicable tables and figures summarizing soil analytical testing data). Additionally, soil and groundwater data will be utilized for the performance of vapor intrusion modeling to evaluate potential exposure scenarios for non-residential exposure scenarios (workers and/or visitors within/to the Shipping and Receiving and Production buildings).

3.6.5.2 Groundwater

Groundwater generally exists at depths ranging from approximately 13 to 23 feet beneath the ground surface. Drinking water standards were exceeded in nine (MW-1, MW-2, MW-3, MW-4, MW-6, MW-7, MW-9, DS-1, and DS-3) of the thirteen monitoring wells sampled on the SMF property in March of 2011. However, no groundwater points of withdrawal are known from this shallow depth. Moreover, the area is supplied with a municipal drinking water source. As such, an exposure point does not exist for ingestion of groundwater.

3.6.5.3 Surface Water

Woodall Creek has been observed as being impacted by COCs. Therefore, a potential exposure point exists for direct contact or incidental ingestion within this seep.

3.6.6 Survey of Potential Receptors

The VRP Property area is generally an urbanized/industrialized area. The most downgradient portion of the Woodall Creek Site is Woodall Creek itself located approximately 1,520 west-southwest of the SMF property. The upper reaches of the Woodall Creek watershed, from the head waters near the Atlanta Water Plant to Chattahoochee Avenue, encompass approximately 520 acres. Land use within the watershed is principally industrial. The majority of Woodall Creek appears to follow a natural course with culverts at several road crossings. Woodall Creek

ultimately flows into the Chattahoochee River via Peachtree Creek in Northwest Atlanta, approximately six miles west of the VRP Property.

The VRP specifies in Section 12-8-108(4) that concentrations of regulated constituents detected on a VRP Property shall be measured and evaluated at a "point of demonstration" (POD) well. The purpose of the POD well is to demonstrate that groundwater concentrations are protective of any established downgradient point of exposure. The Applicant will evaluate the most suitable location of the POD well in connection with further investigations to complete the VRP CSR.

3.6.6.1 Human Health Risk Evaluation

The March 2011 sampling data from Woodall Creek indicates that the surface water contains detectable levels of regulated substances. As such, a preliminary risk evaluation will be conducted to evaluate whether constituents detected at the VRP Property pose a risk to human receptors. The evaluation of risk to human receptors will generally involve four steps:

1. Data evaluation and identification of constituent of potential concern (COPC);
2. Exposure Assessment;
3. Toxicity Assessment; and
4. Risk Characterization.

3.6.6.2 Ecological Risk Evaluation

No ecological receptors exist on the VRP Property. The nearest named surface water body is Woodall Creek located approximately 1,520 feet from the southwestern corner of the VRP Property. An apparent unnamed, wet weather tributary to Woodall Creek is located approximately 230 west of the southwestern corner of the VRP Property. A series of surface water samples from this unnamed wet weather tributary were previously collected and analyzed by S&ME July 26, 2002 and indicated no impact.

As part of contemplated additional activities, predictive groundwater fate and transport modeling will be completed utilizing the March 2011 data in order to evaluate whether or not the potential wet-weather tributary to Woodall Creek could potentially be impacted by detected COCs on the VRP Property, as well as to evaluate whether or not the POD well may also be impacted by COCs at concentrations exceeding applicable VRP standards.

Further discussion regarding the groundwater fate and transport modeling activities are presented in Section 4.4.

4.0 PRELIMINARY VRP PROPERTY INVESTIGATION PLAN

Areas of the VRP Property have been previously investigated and remediated to applicable regulatory standards (i.e., Type 3 RRS). As the Type 1 RRS are the same as the Type 3 RRS for all identified COCs in soil, it is believed that the current soil data is adequate to define the extent of impacted soil to VRP requirements (i.e., Type 1 default residential RRS criteria) at the VRP Property. However, a further review of existing data will be conducted as part of the VRP process and should data gaps be identified, then additional investigation will be conducted to define impacted areas to applicable VRP standards.

4.1 PRELIMINARY GROUNDWATER INVESTIGATION

Peachtree completed a current round of site-wide groundwater sampling activities across the various properties comprising the Woodall Creek Site. As a result, that data is less than 6 months of submission of the VRP application and can be utilized as part of the application process. This data has been utilized for the preparation of figures and tables depicting the delineation of COC-impacted groundwater. Water level gauging and groundwater sampling activities were conducted over the period extending from February 28, 2011 through March 14, 2011.

Peachtree, as part of Phase IV groundwater sampling activities, sampled existing shallow and intermediate water-bearing zone monitoring wells as part of the Woodall Creek Site-wide sampling event. A total of forty-four (44) monitoring wells were sampled as part of these activities. Data has been provided for those wells for which access was available for sampling. Certain wells (i.e., MW-5, MW-8, and PI-1) were not sampled for various reasons including:

- Inability to locate the well at the time of sampling (MW-5);
- The identification of a broken well surface casing (MW-8) suggesting questionable data quality if sampled; and
- Other wells being located in the same cluster (PI-1).

Additionally, surface water within Woodall Creek was also proposed to be sampled and analyzed as part of these activities utilizing previously established surface water sampling locations. However, monitoring wells located on the Former ABC Supply property, as well as Woodall Creek were not sampled due to unresolved access issues with the new property owner M-West, LLC. Should the access issues be resolved shortly, the Former ABC Supply property wells and Woodall Creek will be sampled and such data will be presented in the first semi-annual CSM update report.

Figure 7 depicts the locations of existing monitoring well and surface water sample locations.

4.1.1 Groundwater Elevation and Flow Direction

Water level gauging information for the water level gauging and sampling event are summarized on **Table 2.** The well data collected during the March 2011 sampling

event were recorded on field logs entitled Monitoring Well Purging & Sampling Information Sheets, which are included in **Appendix D** (Phase IV Report, Appendix B). Details of the groundwater level gauging are also presented in **Appendix D** (Phase IV Report, Section 2.2).

4.1.2 Groundwater Flow Direction

A potentiometric surface contour map for the surficial (or uppermost) water-bearing zone, which includes the residuum above weathered bedrock (transition) zones is provided as **Figure 8A** in the figures attachment. The groundwater flow direction is predominantly to the west-southwest. A potentiometric surface contour map for the intermediate water-bearing zone, which includes the weathered bedrock (transition) zone is provided as **Figure 8B** in the figures attachment. The groundwater flow direction is predominantly to the west-southwest.

4.1.3 Well Purging and Groundwater and Surface Water Sampling

Well purging and sampling procedure were conducted in general accordance with the U.S. Environmental Protection Agency Region IV Science and Ecosystem Support Division (SESD) Field Branches Quality System and Technical Procedures guidelines (November 2007). Details of these procedures can be referenced in Section 2.2 of the Phase IV Monitoring Well Installation and Source Area Assessment Report for the Woodall Creek Site provided in **Appendix D** of this VRP Application.

4.1.4 Decontamination Procedures

Details of decontamination procedures can be referenced in Section 2.2.3 of the Phase IV Monitoring Well Installation and Source Area Assessment Report for the Woodall Creek Site provided in **Appendix D** of this VRP Application.

4.1.5 Results

Eleven (11) COCs were reported at concentrations in excess of the laboratory method detection limit in samples collected across the Woodall Creek Site. Sample designations for the various properties across the Woodall Creek Site are included on **Table 3**. These constituents included:

- Acetone
- Benzene
- Chloroform
- 1,1-Dichloroethene
- cis-1,2-Dichloroethene
- Ethylbenzene
- Isopropylbenzene
- Methylcyclohexane
- Tetrachloroethene
- Trichloroethene
- m,o, and p-Xylenes

Horizontal Extent of Impacted Groundwater

The principal constituents of concern at the VRP Property and Woodall Creek Site are PCE and its associated breakdown products. As such, **Figures 9A - 11B** depict isocontour maps for PCE, TCE, and cis-1,2-DCE, respectively; while **Table 3** summarizes the analytical data findings of the groundwater. A copy of the analytical testing results and accompanying chain-of-custody documentation can be reference in Appendix C of the Phase IV Monitoring Well Installation and Source Area Assessment Report for the Woodall Creek Site provided in **Appendix D** of this VRP Application.

Vertical Extent of Impacted Groundwater

Based on a review of historical analytical testing results of samples collected from the deep monitoring well MW-1D, the vertical extent of impacted groundwater has been defined and is believed to be the point at where the highly weather/fractured upper bedrock transitions to highly competent bedrock at approximately 65 feet below existing ground surfaces.

4.2 VRP Property Delineation Standards

The Georgia VRP outlines the standards for horizontal and vertical delineation of regulated substances in soil and groundwater utilizing the following criteria:

(A) Concentrations from an appropriate number of samples that are representative of local ambient or anthropogenic background conditions not affected by the subject site release;
(B) Soil concentrations less than those concentrations that require notification under standards promulgated by the Board pursuant to Part 2 of this article;
(C) Two times the laboratory lower detection limit concentration using an applicable analytical test method recognized by the United States Environmental Protection Agency, provided that such concentrations do not exceed all cleanup standards;
(D) For metals in soils, the concentrations reported for Georgia undisturbed native soil samples as reported in the United States Geological Survey (USGS) Open File Report 8 1-197 (Boerngen and Shacklette, 1981), or such later version as may be adopted by rule or regulation of the board; or
(E) Default, residential cleanup standards.

The VRP statute also provides that the provisions of subparagraphs (B) and (C) of the standards listed above shall not be used if the concentrations are higher than as provided in item (E), the default Type 1 residential cleanup criteria.

4.2.1 Soil Delineation Standards

Currently, the Type 1 residential RRS will serve as the delineation standards for the VRP Property. The current delineation standards are as listed on the table on the following page:

SOIL DELINEATION STANDARDS

REGULATED CONSTITUENT	TYPE 1 RRS (MG/KG)
Benzene	0.5
1,1-Dichloroethene (1,1-DCE)	0.7
cis-1,2-Dichloroethene (cis-1,2-DCE)	7
trans-1,2-Dichloroethene (trans-1,2-DCE)	10
Ethylbenzene	70
Tetrachloroethene (PCE)	0.5
Trichloroethene (TCE)	0.5
Vinyl Chloride (VC)	0.2
Total Xylenes	1,000

In the course of future assessment activities, it may be appropriate to employ one or more of the delineation criteria previously discussed in Section 4.2. If so, this plan will be amended.

4.2.2 Groundwater Delineation Standards

Sixteen (16) HSRA-regulated substances have been historically detected in groundwater samples obtained during the various investigations at the Woodall Creek Site. The resulting groundwater delineation standards are provided on the table on the following page:

GROUNDWATER DELINEATION STANDARDS

REGULATED CONSTITUENT	TYPE 1 RRS (µG/L)
Acetone	4,000
Benzene	5
Bromodichloromethane	80
Chloroform	80
1,1-Dichloroethane (1,1-DCA)	4,000
1,1-Dichloroethene (1,1-DCE)	7
cis-1,2-Dichloroethene (cis-1,2-DCE)	70
trans-1,2-Dichloroethene (trans-1,2-DCE)	100
Ethylbenzene	700
Isopropylbenzene	5
Methylcyclohexane	5
Tetrachloroethene (PCE)	5
Trichloroethene (TCE)	5
Vinyl Chloride (VC)	2
Total Xylenes	10,000

In the course of future assessment activities, it may be appropriate to employ one or more of the delineation criteria previously discussed in Section 4.2. If so, this plan will be amended in future submissions.

4.2.3 Point of Demonstration Monitoring for Groundwater

The Georgia Voluntary Remediation Program Act specifies in Section 12-8-108(4) that concentration of regulated constituents detected on a VRP Property shall be measured and evaluated at a "point of demonstration" (POD) well. The purpose of the POD well is to demonstrate that groundwater concentration are protective of any established downgradient point of exposure. The Applicant will evaluate the most suitable location of the POD well as part of the investigations necessary to complete the CSR.

4.3 GROUNDWATER PREDICTIVE FATE & TRANSPORT MODELING AND CORRECTIVE ACTION EVALUATION ACTIVITIES

Pursuant to the Georgia Voluntary Remediation Act, (O.C.G.A. § 12-8-100, et seq. (the "Act"), the Point of Demonstration Monitoring for Groundwater is defined as "concentrations

of site-specific constituents of concern in groundwater shall be measured and evaluated at a point of demonstration well to demonstrate that groundwater concentrations are protective of any established downgradient point of exposure", where a Point of Exposure is defined as the nearest of the following locations:

- The closest existing downgradient drinking water supply well;
- The likely nearest future location of a downgradient drinking water supply well where public supply water is not currently available and is not likely to be made available within the foreseeable future; or
- The hypothetical point of drinking water exposure located at a distance of 1,000 feet downgradient from the delineated site contamination.

The Act further defines Point of Demonstration Wells as "monitoring wells located between the source of site groundwater contamination and the actual or estimated downgradient point of exposure".

Field evidence indicates that groundwater would not intercept a potential point of exposure at one of the three previously defined groundwater points of exposure. However, groundwater predictive fate and transport modeling activities will be performed to predict contaminant plume characteristics over time. The following sections provide information of the groundwater predictive fate and transport modeling activities which will be performed.

4.3.1 Groundwater Predictive Fate & Transport Modeling

BIOCHLOR Natural Attenuation Decision Support System, Version 2.2, dated March 2002 is a screening model that simulates remediation by natural attenuation (RNA) of dissolved solvents in groundwater. The software, programmed in the Microsoft© Excel spreadsheet environment and based on the Domenico analytical solute transport model, has the ability to simulate 1-D advection, 3-D dispersion, linear adsorption, and biotransformation via reductive dechlorination (the dominant biotransformation process at most chlorinated solvent sites). Dissolved solvent degradation is assumed to follow a sequential first order decay process.

BIOCHLOR includes three different model types:

1. Solute transport without decay,
2. Solute transport with biotransformation modeled as a sequential first-order decay process,
3. Solute transport with biotransformation modeled as a sequential first-order decay process with 2 different reaction zones (i.e., each zone has a different set of rate coefficient values).

Groundwater Services, Inc., Houston, Texas, developed BIOCHLOR for the Air Force Center for Environmental Excellence (AFCEE) Technology

Transfer Division at Brooks Air Force Base. The mathematical technique to solve the coupled reactive transport equations was developed by researchers formerly with the Battelle Pacific Northwest National Laboratory.

Groundwater predictive fate & transport modeling activities utilizing BIOCHLOR will be performed for the COC-impacted plume. Newly obtained analytical testing data from the March 2011 sampling event, and any subsequent sampling events will be utilized as input values to assist with the calibration of the model.

Additional input parameters to be utilized for groundwater fate & transport modeling activities will include aquifer characteristic parameters as determined/calculated from previously completed slug testing activities as part of the 2004 CSR activities. The following provides a summary of the CSR slug testing activities and resulting data:

Shallow Water Bearing Zone:

Aquifer Thickness, b	=	50 feet (estimated)
Hydraulic Conductivity, K	=	2.04 feet/day (average of MW-2S, MW-3S, MW-4, MW-7)
Hydraulic Gradient, $\frac{dh}{Dl}$	=	0.021 feet/foot (between MW-7 & MW-4S)
Porosity, n	=	0.2 (estimated)

Intermediate Water Bearing Zone:

Aquifer Thickness, b	=	50 feet (estimated)
Hydraulic Conductivity, K	=	6.90 feet/day (average of MW-2I, MW-3I, DS-1, DS-3)
Hydraulic Gradient, $\frac{dh}{Dl}$	=	0.024 feet/foot (between DS-1 & MW-4I)
Porosity, n	=	0.2 (estimated)

Shallow Horizontal Velocity - 0.8281 feet per day or approximately 302.26 feet per year.

Vertical Gradient

- MW-7 (shallow), DS-1 (intermediate), and DR-1 (deep)

  906.35 - 906.16 / 898.38 - 888.13 = 0.019 feet

- MW-4 (shallow), DS-3 (intermediate), and DR-3 (deep)

  885.08 - 884.72 / 895.74 - 883.52 = 0.029 feet

The above referenced aquifer hydraulic parameters, together with the March 2011 analytical testing data and any newly obtained testing data will be utilized as input parameters as part of the BIOCHLOR groundwater fate & transport modeling activities to be performed. Modeling activities will also be utilized to assist in the evaluation of potential corrective action such as Natural Attenuation. A schedule for completion of the groundwater modeling activities is presented in **Appendix D**.

4.3.2 Corrective Action Alternatives Currently Under Consideration

At present, there do not appear to be any COCs on the VRP Property in excess of RRS or which would be likely to cause an exceedence of target levels at a POD well. As the VRP Act affords the opportunity to demonstrate compliance at a POD well approximately 1,000 feet from the delineated downgradient plume boundary, groundwater cleanup concentrations on the VIRP Property will be calculated using groundwater fate & transport modeling such that existing concentrations would not migrate beyond and/or to the POD well at concentrations exceeding the default Type 3 groundwater RRS. Of course, if it is shown that concentrations in the POD well could not exceed Type 3 RRS, they necessarily could not cause an exceedence of the surface water standard.

By way of further explanation, SMF understands the that VRP act requires it to show that conditions currently existing on the qualifying Voluntary Remediation Property could not cause concentrations at a POD well downstream to exceed the applicable standard. Upon that showing, SMF understands that it can certify compliance with RRS for the Voluntary Remediation Property. SMF further understands, however, that whether or not the Voluntary Remediation Property meets RRS under the VRP is independent of the question of whether the rest the Woodall Creek site may need to be addressed further under the Rules for Hazardous Site Response.

In other words and as reflected in the VRP, SMF's VRP application is premised on the belief that its prior corrective action measures have brought conditions on parcel(s) 17-0187-LL-059-6 into compliance with RRS as calculated under the VRP, or that relatively little further corrective action would be required to achieve the applicable RRS under the VRP for the Voluntary Remediation Property. SMF understands that whether or not the Voluntary Remediation Property meets RRS under the VRP does not impact on the degree to which the rest of the Woodall Creek site meets applicable criteria under the Rules for Hazardous Site Response.

With respect to soils, SMF intends to certify compliance with applicable Type 3 RRS, or alternate VRP-calculated RRS protective of groundwater which would not cause an exceedance of Type 3 groundwater RRS at a POD well 1,000 feet downgradient from the delineated plume boundary.

To the extent further assessment identifies impacts requiring corrective action, the Applicant expects to consider natural attenuation, excavation, in-situ treatment, or a combination of these approaches.

Pursuant to Section 12-8-107(h) of the Act, SMF will execute an environmental covenant for the Voluntary Remediation Property as provided for in O.C.G.A. § 44-16-1 et seq., to the extent necessary to achieve RRS as calculated under the VRP. At present, it is unclear whether any institutional controls would be necessary to achieve RRS as calculated under the VRP for the Voluntary Remediation Property.

A schedule for completion of the groundwater modeling activities and updating of the CSM for the SMF property is presented in **Appendix E**.

5.0 SCHEDULE

Appendix E contains a schedule of implementation that includes dates for milestones, including semi-annual progress reports and submittal of a VRP Compliance Status Report (CSR).

6.0 PREPARATION OF COMPLIANCE STATUS REPORT

A Compliance Status Report (CSR) will be prepared on behalf of the Applicant upon completion of groundwater monitoring activities and/or corrective action outlined in Section 3.0. The written report will consist of information in the format required for submission to the Georgia EPD and will include, at a minimum, the following:

- A description of each known source of release;
- A description of the Applicant's properties which are part of the VRP Property (i.e. legal description of the area affected by the release);
- A summary of previously collected field and laboratory data;
- Delineation of the horizontal and vertical extent of on-property and off-property groundwater contamination to default residential cleanup standards or other applicable delineation criteria;
- Description of geologic and hydrogeologic conditions at the VRP Property;
- A description of VRP Property-specific human or environmental receptors and exposure pathways;
- A verification that the VRP Property meets RBCA remediation goals through a USEPA-recognized fate and transport model and groundwater sampling verification;
- Documentation of characterization, transportation, and disposal of impacted materials (if any); and
- A summary statement of the findings of the report including the Applicant's certification of compliance with the appropriate groundwater standards, within the VRP framework.

7.0 PROFESSIONAL CERTIFICATION

I certify that I am a qualified groundwater scientist who has received a baccalaureate or post-graduate degree in the natural sciences or engineering, and have sufficient training and experience in groundwater hydrology and related fields, as demonstrated by state registration and completion of accredited university courses, that enable me to make sound professional judgements regarding groundwater monitoring and contaminant fate and transport. I further certify that this report was prepared by me or by a subordinate working under my direction.

William H. Lucas, III, P.G.
Georgia Professional Geologist
Registration Number 1255

VOLUNTARY REMEDIATION PLAN APPLICATION
SOUTHERN METAL FINISHING PROPERTY
ATLANTA, FULTON COUNTY, GEORGIA

TABLE 1
Summary of Historical Groundwater Analytical Testing Results for Wells on SMF Property

Well/Sample ID	Sampling Date	Acetone	Benzene	Chloroform	Ethylbenzene	1,1-Dichloroethane	1,1-Dichloroethene	cis-1,2-Dichloroethene	Tetrachloroethene	Trichloroethene
		Analytical Results (ug/L)								
MW-1	10/9/2000	NA	NA	NA	NA	NA	NA	NA	**9.2**	**20**
	3/14/2001	NA	NA	NA	NA	NA	NA	NA	**13**	**20**
	6/24/2004	<50.0	<5.0	<5.0	<5.0	<5.0	<5.0	<5.0	**6.2**	**6.1**
MW-2	10/9/2000	NA	NA	NA	NA	NA	NA	NA	**2,200**	**500**
	3/13/2001	NA	NA	NA	NA	NA	NA	NA	**1,800**	**440**
	6/18/2001	NA	NA	NA	NA	NA	NA	NA	**1,100**	**230**
	10/29/2001	NA	NA	NA	NA	NA	NA	NA	**1,800**	**290**
	2/8/2002	NA	<20.0	<20.0	<20.0	<20.0	<20.0	**24**	**1,900**	**190**
	6/17/2002	NA	**20**	**17**	<2.0	<2.0	<2.0	<2.0	**1,100**	**6**
	6/24/2004	<50.0	<5.0	**7.3**	<5.0	<5.0	<5.0	**9.2**	**950**	**79**
	6/29/2006	<50.0	<5.0	<5.0	<5.0	<5.0	<5.0	**50**	**580**	**84**
	8/23/2007	<50.0	<5.0	<5.0	<5.0	<5.0	<5.0	**38**	**380**	**24**
	7/11/2008	<50.0	<5.0	<5.0	<5.0	<5.0	<5.0	**33**	**180**	**25**
	7/30/2009	<50.0	<5.0	<5.0	<5.0	<5.0	<5.0	**16**	**140**	**25**
	10/12/2010	<50.0	<5.0	<5.0	<5.0	<5.0	<5.0	<5.0	**81**	**16**
MW-3	10/9/2000	NA	NA	NA	NA	NA	NA	NA	**640**	**370**
	3/13/2001	NA	NA	NA	NA	NA	NA	NA	**790**	**400**
	6/18/2001	NA	NA	NA	NA	NA	NA	NA	**600**	**220**
	10/29/2001	NA	NA	NA	NA	NA	NA	NA	**129**	<2.0
	2/8/2002	NA	<2.0	**4**	<2.0	<2.0	<2.0	**9**	**290**	**110**
	6/17/2002	NA	<2.0	**5**	<2.0	<2.0	<2.0	**9**	**370**	**100**
	6/25/2004	<50.0	<5.0	<5.0	<5.0	<5.0	<5.0	**9.2**	**250**	**30**
MW-4	10/9/2000	NA	NA	NA	NA	NA	NA	NA	**8,600**	**27**
	3/13/2001	NA	NA	NA	NA	NA	NA	NA	**1,300**	**10**
	6/18/2001	NA	NA	NA	NA	NA	NA	NA	**1,600**	**8.5**
	10/29/2001	NA	NA	NA	NA	NA	NA	NA	**5,000**	**14**
	11/20/2001	NA	NA	NA	NA	NA	NA	NA	**1,300**	**12**
	2/8/2002	NA	<50.0	<50.0	<50.0	<50.0	<50.0	<50.0	**2,900**	<50.0
	6/17/2002	NA	<2.0	<2.0	<2.0	<2.0	<2.0	<2.0	**4,300**	**9**
	7/6/2004	<50.0	<5.0	<5.0	<5.0	<5.0	<5.0	<5.0	**910**	<5.0
	11/24/2004	<50.0	<5.0	<5.0	<5.0	<5.0	<5.0	<5.0	**170**	<5.0
	5/16/2005	<50.0	<5.0	<5.0	<5.0	<5.0	<5.0	<5.0	**260**	<5.0
	5/23/2005	<50.0	<5.0	<5.0	<5.0	<5.0	<5.0	<5.0	**1,300**	<5.0
	6/29/2006	<50.0	<5.0	<5.0	<5.0	<5.0	<5.0	<5.0	**780**	<5.0
	8/23/2007	<50.0	<5.0	<5.0	<5.0	<5.0	<5.0	<5.0	**56**	<5.0
	7/11/2008	<50.0	<5.0	<5.0	<5.0	<5.0	<5.0	<5.0	**1,100**	<5.0
	9/15/2008	<50.0	<5.0	<5.0	<5.0	<5.0	<5.0	<5.0	**20**	<5.0
	10/7/2008	<50.0	<5.0	<5.0	<5.0	<5.0	<5.0	<5.0	**21**	<5.0
	7/31/2009	<50.0	<5.0	<5.0	<5.0	<5.0	<5.0	<5.0	**15**	<5.0
	10/12/2010	<50.0	<5.0	<5.0	<5.0	<5.0	<5.0	<5.0	**10**	<5.0
MW-5	10/9/2000	NA	NA	NA	NA	NA	NA	NA	**68**	<5.0
	3/13/2001	NA	NA	NA	NA	NA	NA	NA	<5.0	<5.0
	6/23/2004	**71**	<5.0	<5.0	<5.0	<5.0	<5.0	<5.0	<5.0	<5.0
MW-6	10/24/2000	NA	NA	NA	NA	NA	NA	NA	**36**	<5.0
	3/14/2001	NA	NA	NA	NA	NA	NA	NA	**32**	<5.0
	6/25/2004	**190**	<5.0	<5.0	**93**	<5.0	<5.0	<5.0	**42**	<5.0
MW-7	10/24/2000	NA	NA	NA	NA	NA	NA	NA	**51**	<5.0
	3/14/2001	NA	NA	NA	NA	NA	NA	NA	**71**	<5.0
	6/24/2004	<50.0	<5.0	<5.0	<5.0	<5.0	<5.0	<5.0	**30**	<5.0
MW-8	10/24/2000	NA	NA	NA	NA	NA	NA	NA	**6.4**	<5.0
	3/14/2001	NA	NA	NA	NA	NA	NA	NA	**7.7**	<5.0
	6/24/2004	<50.0	<5.0	<5.0	<5.0	<5.0	<5.0	<5.0	<5.0	<5.0

VOLUNTARY REMEDIATION PLAN APPLICATION
SOUTHERN METAL FINISHING PROPERTY
ATLANTA, FULTON COUNTY, GEORGIA

TABLE 1
Summary of Historical Groundwater Analytical Testing Results for Wells on SMF Property

Well/Sample ID	Sampling Date	Acetone	Benzene	Chloroform	Ethylbenzene	1,1-Dichloroethane	1,1-Dichloroethene	cis-1,2-Dichloroethene	Tetrachloroethene	Trichloroethene
		Analytical Results (ug/L)								
MW-9	11/17/2000	NA	NA	NA	NA	NA	NA	NA	**42**	<5.0
	3/14/2001	NA	NA	NA	NA	NA	NA	NA	**48**	<5.0
	6/24/2004	**77**	<5.0	<5.0	<5.0	<5.0	<5.0	<5.0	**13**	<5.0
	6/29/2006	<50.0	<5.0	<5.0	<5.0	<5.0	<5.0	<5.0	<5.0	<5.0
	8/23/2007	<50.0	<5.0	<5.0	<5.0	<5.0	<5.0	<5.0	**7.5**	<5.0
	7/11/2008	<50.0	<5.0	<5.0	<5.0	<5.0	<5.0	<5.0	**6.1**	<5.0
	7/30/2009	<50.0	<5.0	<5.0	<5.0	<5.0	<5.0	<5.0	<5.0	<5.0
	10/12/2010	<50.0	<5.0	<5.0	<5.0	<5.0	<5.0	<5.0	**5.8**	<5.0
MW-10	11/17/2000	NA	NA	NA	NA	NA	NA	NA	**43**	<5.0
	3/14/2001	NA	NA	NA	NA	NA	NA	NA	**38**	<5.0
	6/24/2004	**43**	<5.0	<5.0	<5.0	<5.0	<5.0	<5.0	**26**	<5.0
	6/29/2006	<50.0	<5.0	<5.0	<5.0	<5.0	<5.0	<5.0	**18**	<5.0
	8/23/2007	<50.0	<5.0	<5.0	<5.0	<5.0	<5.0	<5.0	**12**	<5.0
	7/11/2008	<50.0	<5.0	<5.0	<5.0	<5.0	<5.0	<5.0	**6.9**	<5.0
	7/30/2009	<50.0	<5.0	<5.0	<5.0	<5.0	<5.0	<5.0	**7.7**	<5.0
	10/12/2010	<50.0	<5.0	<5.0	<5.0	<5.0	<5.0	<5.0	**5.4**	<5.0
MW-11	11/17/2000	NA	NA	NA	NA	NA	NA	NA	<5.0	<5.0
	6/23/2004	<50.0	<5.0	<5.0	<5.0	<5.0	<5.0	<5.0	<5.0	<5.0
MW-12	1/30/2001	NA	<5.0	NA	<5.0	<5.0	<5.0	NA	**11**	<5.0
	3/14/2001	NA	NA	NA	NA	NA	NA	NA	**7.7**	<5.0
	6/24/2004	<50.0	<5.0	<5.0	<5.0	<5.0	<5.0	<5.0	<5.0	<5.0
MW-13	1/30/2001	NA	<5.0	NA	<5.0	<5.0	<5.0	NA	**17**	<5.0
	3/16/2001	NA	NA	NA	NA	NA	NA	NA	**13**	<5.0
	6/24/2004	<50.0	<5.0	<5.0	<5.0	<5.0	<5.0	<5.0	**13**	<5.0
	7/7/2004	<50.0	<5.0	<5.0	<5.0	<5.0	<5.0	<5.0	**8.9**	<5.0
MW-14	1/30/2001	NA	**290**	NA	<5.0	<5.0	<5.0	NA	**2,300**	**590**
	3/13/2001	NA	**270**	**36**	<5.0	<5.0	<5.0	**400**	**900**	**310**
	6/18/2001	NA	NA	NA	NA	NA	NA	NA	**1,400**	**300**
	10/29/2001	NA	NA	NA	NA	NA	NA	NA	**870**	**200**
	2/8/2002	NA	**110**	**11**	<2.0	<2.0	<2.0	<2.0	**710**	**170**
	6/17/2002	NA	**79**	**8**	<2.0	<2.0	<2.0	**95**	**430**	**120**
	6/24/2004	<50.0	**18**	**6**	<5.0	<5.0	<5.0	**32**	**600**	**85**
MW-15	5/4/2001	NA	**19**	NA	<5.0	<5.0	<5.0	NA	**830**	<5.0
	6/18/2001	NA	NA	NA	NA	NA	NA	NA	**78**	<5.0
	10/29/2001	NA	NA	NA	NA	NA	NA	NA	**490**	<5.0
	2/8/2002	NA	<2.0	<2.0	<2.0	<2.0	<2.0	<2.0	**24**	<5.0
	6/17/2002	NA	**11**	<2.0	<2.0	<2.0	<2.0	**18**	**110**	<5.0
	6/24/2004	<50.0	<5.0	<5.0	<5.0	<5.0	<5.0	<5.0	<5.0	<5.0
MW-16	5/4/2001	NA	<5.0	NA	<5.0	<5.0	<5.0	NA	<5.0	<5.0
	6/24/2004	<50.0	<5.0	<5.0	<5.0	<5.0	<5.0	<5.0	<5.0	<5.0
MW-17	7/21/2004	<50.0	<5.0	<5.0	<5.0	<5.0	<5.0	<5.0	<5.0	<5.0
MW-18	7/21/2004	<50.0	<5.0	<5.0	<5.0	<5.0	<5.0	<5.0	<5.0	<5.0
DS-1	5/14/2002	NA	<2.0	**6**	<2.0	<2.0	<2.0	<2.0	**23**	<2.0
	7/6/2004	<50.0	<5.0	<5.0	<5.0	<5.0	<5.0	<5.0	**36**	**85**
DR-1	6/20/2002	NA	<2.0	<2.0	<2.0	<2.0	<2.0	<2.0	**23**	<2.0
DS-2	5/14/2002	NA	<2.0	**20**	<2.0	<2.0	<2.0	<2.0	**5**	**23**
	7/7/2004	<50.0	<5.0	<5.0	<5.0	<5.0	**5.5**	<5.0	**8.5**	**70**
DR-2	6/20/2002	NA	<2.0	**5**	<2.0	**2**	**28**	<2.0	**8**	**74**

VOLUNTARY REMEDIATION PLAN APPLICATION
SOUTHERN METAL FINISHING PROPERTY
ATLANTA, FULTON COUNTY, GEORGIA

TABLE 1
Summary of Historical Groundwater Analytical Testing Results for Wells on SMF Property

Well/Sample ID	Sampling Date	Acetone	Benzene	Chloroform	Ethylbenzene	1,1-Dichloroethane	1,1-Dichloroethene	cis-1,2-Dichloroethene	Tetrachloroethene	Trichloroethene
		Analytical Results (ug/L)								
DS-3	5/14/2002	NA	**4**	**23**	<2.0	<2.0	<2.0	<2.0	**19**	<2.0
	7/6/2004	<50.0	<5.0	<5.0	<5.0	<5.0	<5.0	**14**	**100**	<5.0
	11/24/2004	<50.0	<5.0	<5.0	<5.0	<5.0	<5.0	**16**	**100**	<5.0
	5/16/2005	<50.0	<5.0	<5.0	<5.0	<5.0	<5.0	**21**	**130**	<5.0
	5/23/2005	<50.0	<5.0	<5.0	<5.0	<5.0	<5.0	**21**	**130**	<5.0
	6/29/2006	<50.0	<5.0	<5.0	<5.0	<5.0	<5.0	<5.0	**120**	**6**
	8/23/2007	<50.0	<5.0	<5.0	<5.0	<5.0	<5.0	<5.0	**66**	<5.0
	7/11/2008	<50.0	<5.0	<5.0	<5.0	<5.0	<5.0	**22**	**48**	<5.0
	7/31/2009	<50.0	<5.0	<5.0	<5.0	<5.0	<5.0	**16**	**34**	<5.0
	10/12/2010	<50.0	<5.0	<5.0	<5.0	<5.0	<5.0	**9.6**	**59**	<5.0
DR-3	6/20/2002	NA	<2.0	<2.0	<2.0	<2.0	<2.0	**4**	**140**	**57**
	11/24/2004	<50.0	<5.0	<5.0	<5.0	<5.0	<5.0	**7.1**	**170**	**13**
	5/16/2005	<50.0	<5.0	<5.0	<5.0	<5.0	<5.0	**8.5**	**180**	**15**
	5/23/2005	<50.0	<5.0	<5.0	<5.0	<5.0	<5.0	**7.2**	**190**	**13**
	6/29/2006	<50.0	<5.0	<5.0	<5.0	<5.0	<5.0	**8.2**	**200**	**13**
	8/23/2007	<50.0	<5.0	<5.0	<5.0	<5.0	<5.0	**11**	**380**	**23**
	7/11/2008	<50.0	<5.0	<5.0	<5.0	<5.0	<5.0	**8.8**	**330**	**21**
	7/31/2009	<50.0	<5.0	<5.0	<5.0	<5.0	<5.0	**7.2**	**620**	**14**
	10/12/2010	<50.0	<5.0	<5.0	<5.0	<5.0	<5.0	**7.4**	**520**	**11**
MW1D	8/4/2004	<50.0	**8**	**8**	**8**	<5.0	**12**	<5.0	**7.4**	**32**
	11/24/2004	<50.0	<5.0	<5.0	<5.0	<5.0	**12**	<5.0	**5.7**	**21**
PI-1*	11/24/2004	<50.0	<5.0	<5.0	<5.0	<5.0	<5.0	6.2	**3,200**	<5.0
	6/23/2004	<50.0	<5.0	<5.0	<5.0	<5.0	<5.0	<5.0	**12,000**	**5**
	6/25/2004	<50.0	<5.0	<5.0	<5.0	<5.0	<5.0	<5.0	**8,200**	<5.0
	11/24/2004	<50.0	<5.0	<5.0	<5.0	<5.0	<5.0	**6.2**	**3,200**	<5.0
	5/16/2005	<50.0	<5.0	<5.0	<5.0	<5.0	<5.0	**5.8**	**1,400**	<5.0
	5/23/2005	<50.0	<5.0	<5.0	<5.0	<5.0	<5.0	**7.3**	**2,200**	<5.0
	6/29/2006	<50.0	<5.0	<5.0	<5.0	<5.0	<5.0	**6.4**	**39**	<5.0
	8/23/2007	<50.0	<5.0	<5.0	<5.0	<5.0	<5.0	**13**	**39**	<5.0
	7/11/2008	<50.0	<5.0	<5.0	<5.0	<5.0	<5.0	**15**	**24**	<5.0
	7/31/2009	<50.0	<5.0	<5.0	<5.0	<5.0	<5.0	**14**	**23**	<5.0
	10/12/2010	<50.0	<5.0	<5.0	<5.0	<5.0	<5.0	**6.4**	**15**	<5.0

NOTES:
* - Due to uncertainty regarding the well construction, the well was decomissioned and a replacement well installed.
"**520**" - Numbers in bold are reported at concentrations in excess of the laboratory method detection limit.

VOLUNTARY REMEDIATION PLAN APPLICATION
SOUTHERN METAL FINISHING PROPERTY
ATLANTA, FULTON COUNTY, GEORGIA

TABLE 2
Depth to Water Measurements and Monitoring Well Top of Casing Elevations

Well I.D.	Date	Top of Casing Elevation (feet)	Depth to Groundwater (feet)	Water Level Elevation (feet)
Southern Metal Finishing Property Wells				
SMFMW-18	02/28/11	911.61	23.21	888.40
SMFMW-6	02/28/11	901.17	16.45	884.72
SMFMW-11	02/28/11	908.47	19.60	888.87
SMFMW-7	02/28/11	906.35	19.79	886.56
SMFMWDS-1	02/28/11	906.19	19.48	886.71
SMFMW-3	02/28/11	900.29	17.71	882.58
SMFMW-4	02/28/11	899.78	16.71	883.07
SMFMW-17	03/01/11	904.50	18.70	885.80
SMFMWDS-3	03/01/11	900.04	16.99	883.05
SMFMW-9	03/01/11	903.78	18.32	885.46
SMFMW-10	03/01/11	903.90	19.98	883.92
SMFMW-1	03/01/11	899.16	16.93	882.23
SMFMW-2	03/01/11	901.25	18.74	882.51
Dobbins Property Wells				
DPMW-2	03/17/11	896.14	17.63	878.51
DPMW-4S	03/02/11	895.80	19.65	876.15
DPMW-4I	03/02/11	895.57	19.17	876.40
DPMW-26	03/02/11	897.11	36.25	860.86
DPMW-3S	03/02/11	895.61	27.63	867.98
DPMW-3I	03/02/11	895.67	27.61	868.06
DPMW-1S	03/02/11	895.99	22.91	873.08
DPMW-2S	03/03/11	895.29	17.20	878.09
DPMW-2I	03/03/11	895.71	18.65	877.06
DPMW-27	03/03/11	901.30	40.64	860.66
DPMW-25	03/03/11	895.58	39.11	856.47
DPMW-10	03/03/11	896.14	38.81	857.33
DPMW-28	03/03/11	896.25	37.55	858.70
Daltile (Former Reynolds Property) Wells				
RPMW-14	03/07/11	861.23	26.31	834.92
RPMW-15	03/07/11	861.44	21.45	839.99
RPMW-24	03/07/11	865.29	17.52	847.77
Goodstone Property Wells (1494 & 1510 Ellsworth Industrial Blvd.)				
GPMW-11	03/07/11	847.92	12.36	835.56
GPMW-19	03/08/11	841.86	12.91	828.95
GPMW-20	03/08/11	848.27	10.93	837.34
GPMW-18	03/08/11	846.48	10.28	836.20
Restaurant Supply (Former Jodaco Property) Wells				
JPMW-23	03/08/11	866.71	11.22	855.49
JPMW-22	03/08/11	866.76	12.60	854.16
JPMW-21	03/08/11	858.70	7.06	851.64
JPMW-16	03/11/11	864.63	20.95	843.68
JPMW-17	03/11/11	864.52	14.75	849.77
Huber Street Right-of-Way Wells				
SMFMW-12	03/02/11	894.60	15.88	878.72
SMFMW-13	03/01/11	895.45	20.15	875.30
SMFMW-14	03/01/11	894.94	12.90	882.04
HSMW-15	03/14/11	895.89	13.91	881.98
SMFMW-16	03/01/11	898.27	DRY	NA
SMFMW-DS-2	03/02/11	894.54	13.06	881.48
Macy's Property Well				
MPMW-19	03/21/11	ND	12.30	-

NOTES:
ND - Not Determined.

VOLUNTARY REMEDIATION PLAN APPLICATION
SOUTHERN METAL FINISHING PROPERTY
ATLANTA, FULTON COUNTY, GEORGIA

TABLE 3
Summary of Groundwater Analytical Testing Results

Sample Designation	WC-0311-SMFMW-1	WC-0311-SMFMW-2	WC-0211-SMFMW-3	WC-0211-SMFMW-4	WC-0211-SMFMW-6	WC-0211-SMFMW-7	WC-0211-SMFMW-9
Sample Date	3/1/2011	3/1/2011	2/28/2011	2/28/2011	2/28/2011	2/28/2011	2/28/2011
Volatile Organic Compounds	**LABORATORY RESULTS (ug/L)**						
1,1-Dichloroethene	< 5	< 5	< 5	< 5	< 5	< 5	< 5
Acetone	< 50	< 50	< 50	< 50	< 50	< 50	< 50
Benzene	< 5	< 5	< 5	< 5	< 5	< 5	< 5
Chloroform	< 5	< 5	< 5	< 5	< 5	< 5	< 5
cis-1,2-Dichloroethene	< 5	**14**	< 5	< 5	< 5	< 5	< 5
Ethylbenzene	< 5	< 5	< 5	< 5	**130**	< 5	< 5
Isopropylbenzene	< 5	< 5	< 5	< 5	**77**	< 5	< 5
m,p-Xylene	< 5	< 5	< 5	< 5	**250**	< 5	< 5
Methylcyclohexane	< 5	< 5	< 5	< 5	**23**	< 5	< 5
o-Xylene	< 5	< 5	< 5	< 5	**460**	< 5	< 5
Tetrachloroethene	< 5	**180**	**78**	**16**	**48**	**10**	**5.8**
Trichloroethene	**7.4**	**35**	**7.6**	< 5	< 5	< 5	< 5

Sample Designation	WC-0311-SMFMW-10	WC-0211-SMFMW-11	WC-0311-SMFMW-12	WC-0311-SMFMW-13	WC-0311-SMFMW-14	WC-0211-SMFMW-17	WC-0211-SMFMW-18
Sample Date	3/1/2011	2/28/2011	3/2/2011	3/2/2011	3/1/2011	3/1/2011	2/28/2011
Volatile Organic Compounds	**LABORATORY RESULTS (ug/L)**						
1,1-Dichloroethene	< 5	< 5	< 5	< 5	< 5	< 5	< 5
Acetone	< 50	< 50	< 50	< 50	< 50	< 50	< 50
Benzene	< 5	< 5	< 5	< 5	< 5	< 5	< 5
Chloroform	< 5	< 5	< 5	< 5	< 5	< 5	< 5
cis-1,2-Dichloroethene	< 5	< 5	< 5	< 5	< 5	< 5	< 5
Ethylbenzene	< 5	< 5	< 5	< 5	< 5	< 5	< 5
Isopropylbenzene	< 5	< 5	< 5	< 5	< 5	< 5	< 5
m,p-Xylene	< 5	< 5	< 5	< 5	< 5	< 5	< 5
Methylcyclohexane	< 5	< 5	< 5	< 5	< 5	< 5	< 5
o-Xylene	< 5	< 5	< 5	< 5	< 5	< 5	< 5
Tetrachloroethene	< 5	< 5	< 5	**11**	**60**	< 5	< 5
Trichloroethene	< 5	< 5	< 5	< 5	**6.7**	< 5	< 5

Sample Designation	WC-0311-SMFMWDS-1	WC-0311-SMFMWDS-2	WC-0311-SMFMWDS-3	WC-0311-SMFMWDS-3D*	WC-0311-DPMW-10	WC-0311-DPMW-1S	WC-0311-DPMW-25
Sample Date	3/2/2011	3/2/2011	3/1/2011	3/1/2011	3/3/2011	3/2/2011	3/3/2011
Volatile Organic Compounds	**LABORATORY RESULTS (ug/L)**						
1,1-Dichloroethene	< 5	< 5	< 5	< 5	< 5	< 5	< 5
Acetone	< 50	< 50	< 50	< 50	< 50	< 50	< 50
Benzene	< 5	< 5	< 5	< 5	< 5	< 5	< 5
Chloroform	< 5	< 5	< 5	< 5	**5.2**	**6.2**	< 5
cis-1,2-Dichloroethene	< 5	< 5	< 5	< 5	**6.3**	< 5	< 5
Ethylbenzene	< 5	< 5	< 5	< 5	< 5	< 5	< 5
Isopropylbenzene	< 5	< 5	< 5	< 5	< 5	< 5	< 5
m,p-Xylene	< 5	< 5	< 5	< 5	< 5	< 5	< 5
Methylcyclohexane	< 5	< 5	< 5	< 5	< 5	< 5	< 5
o-Xylene	< 5	< 5	< 5	< 5	< 5	< 5	< 5
Tetrachloroethene	**11**	**7.7**	**76**	**66**	**71**	< 5	**110**
Trichloroethene	< 5	< 5	< 5	< 5	**11**	< 5	**28**

Sample Designation	WC-0311-DPMW-26	WC-0311-DPMW-27	WC-0311-DPMW-28	WC-0311-DPMW-28D*	WC-0311-DPMW-2I	WC-0311-DPMW-2S	WC-0311-DPMW-3I
Sample Date	3/3/2011	3/3/2011	3/3/2011	3/3/2011	3/3/2011	3/3/2011	3/2/2011
Volatile Organic Compounds	**LABORATORY RESULTS (ug/L)**						
1,1-Dichloroethene	< 5	< 5	< 5	< 5	**6.7**	< 5	< 5
Acetone	< 50	< 50	< 50	< 50	< 50	< 50	< 50
Benzene	**5.2**	< 5	< 5	< 5	< 5	< 5	< 5
Chloroform	< 5	< 5	< 5	< 5	< 5	**6.6**	< 5
cis-1,2-Dichloroethene	**14**	**77**	< 5	< 5	< 5	**9.3**	**6.3**
Ethylbenzene	< 5	< 5	< 5	< 5	< 5	< 5	< 5
Isopropylbenzene	< 5	< 5	< 5	< 5	< 5	< 5	< 5
m,p-Xylene	< 5	< 5	< 5	< 5	< 5	< 5	< 5
Methylcyclohexane	< 5	< 5	< 5	< 5	< 5	< 5	< 5
o-Xylene	< 5	< 5	< 5	< 5	< 5	< 5	< 5
Tetrachloroethene	**29**	**260**	**50**	**51**	**23**	**150**	**49**
Trichloroethene	**5.7**	**85**	**6.6**	**5.5**	**17**	**18**	**15**

NOTES:
"**260**" - Bolded / shaded numbers exceed laboratory method detection limit and/or Risk Reduction Standard.
"*" - Denotes duplicate sample.

VOLUNTARY REMEDIATION PLAN APPLICATION
SOUTHERN METAL FINISHING PROPERTY
ATLANTA, FULTON COUNTY, GEORGIA

TABLE 3
Summary of Groundater Analytical Testing Results

Sample Designation	WC-0311-DPMW-3S	WC-0311-DPMW-4I	WC-0311-DPMW-4S	WC-0311-DPMW-4I-D*	WC-0311-DPMW-2	WC-0311-JPMW-16	WC-0311-JPMW-17
Sample Date	3/2/2011	3/2/2011	3/2/2011	3/2/2011	3/17/2011	311/2011	3/11/2011
Volatile Organic Compounds	**LABORATORY RESULTS (ug/L)**						
1,1-Dichloroethene	< 5	< 5	< 5	< 5	< 5	< 5	< 5
Acetone	**180**	< 50	< 50	< 50	< 50	< 50	< 50
Benzene	< 5	< 5	< 5	< 5	< 5	< 5	< 5
Chloroform	< 5	< 5	< 5	< 5	< 5	< 5	< 5
cis-1,2-Dichloroethene	< 5	< 5	< 5	< 5	< 5	**240**	**72**
Ethylbenzene	< 5	< 5	< 5	< 5	< 5	< 5	< 5
Isopropylbenzene	< 5	< 5	< 5	< 5	< 5	< 5	< 5
m,p-Xylene	< 5	< 5	< 5	< 5	< 5	< 5	< 5
Methylcyclohexane	< 5	< 5	< 5	< 5	< 5	< 5	< 5
o-Xylene	< 5	< 5	< 5	< 5	< 5	< 5	< 5
Tetrachloroethene	**24**	**110**	**7.2**	**110**	<5	**1,600**	**340**
Trichloroethene	< 5	**38**	< 5	**36**	<5	**930**	**92**

Sample Designation	WC-0311-JPMW-21	WC-0311-JPMW-22	WC-0311-JPMW-22D*	WC-0311-JPMW-23	WC-0311-GPMW-11	WC-0311-GPMW-18	WC-0311-GPMW-19
Sample Date	3/8/2011	3/8/2011	3/8/2011	3/8/2011	3/7/2011	3/8/2011	3/8/2011
Volatile Organic Compounds	**LABORATORY RESULTS (ug/L)**						
1,1-Dichloroethene	< 5	< 5	< 5	< 5	< 5	< 5	< 5
Acetone	< 50	< 50	< 50	< 50	< 50	< 50	< 50
Benzene	< 5	**13**	**14**	< 5	< 5	< 5	< 5
Chloroform	< 5	**6.2**	**6.1**	< 5	< 5	< 5	< 5
cis-1,2-Dichloroethene	**99**	**290**	**320**	**52**	**27**	**250**	**190**
Ethylbenzene	< 5	< 5	< 5	< 5	< 5	< 5	< 5
Isopropylbenzene	< 5	< 5	< 5	< 5	< 5	< 5	< 5
m,p-Xylene	< 5	< 5	< 5	< 5	< 5	< 5	< 5
Methylcyclohexane	< 5	< 5	< 5	< 5	< 5	< 5	< 5
o-Xylene	< 5	< 5	< 5	< 5	< 5	< 5	< 5
Tetrachloroethene	**330**	**1,400**	**1,400**	**460**	**290**	**370**	**500**
Trichloroethene	**100**	**190**	**200**	**120**	**86**	**130**	**190**

Sample Designation	WC-0311-GPMW-20	WC-0311-HSMW-15	WC-0311-RPMW-14	WC-0311-RPMW-15	WC-0311-RPMW-24	WC-0311-MPMW-19	
Sample Date	3/8/2011	3/14/2011	3/7/2011	3/7/2011	3/7/2011	3/21/2011	
Volatile Organic Compounds	**LABORATORY RESULTS (ug/L)**						
1,1-Dichloroethene	< 5	< 5	< 5	< 5	< 5	< 5	
Acetone	< 50	< 50	< 50	< 50	< 50	< 50	
Benzene	< 5	< 5	< 5	< 5	< 5	< 5	
Chloroform	< 5	< 5	< 5	< 5	< 5	< 5	
cis-1,2-Dichloroethene	**14**	< 5	< 5	< 5	**18**	< 5	
Ethylbenzene	< 5	< 5	< 5	< 5	< 5	< 5	
Isopropylbenzene	< 5	< 5	< 5	< 5	< 5	< 5	
m,p-Xylene	< 5	< 5	< 5	< 5	< 5	< 5	
Methylcyclohexane	< 5	< 5	< 5	< 5	< 5	< 5	
o-Xylene	< 5	< 5	< 5	< 5	< 5	< 5	
Tetrachloroethene	**120**	< 5	**360**	**780**	**1,200**	<5	
Trichloroethene	**15**	< 5	**130**	**310**	**400**	<5	

NOTES:
"**260**" - Bolded / shaded numbers exceed laboratory method detection limit and/or Risk Reduction Standard.
"*" - Denotes duplicate sample.

FIGURES

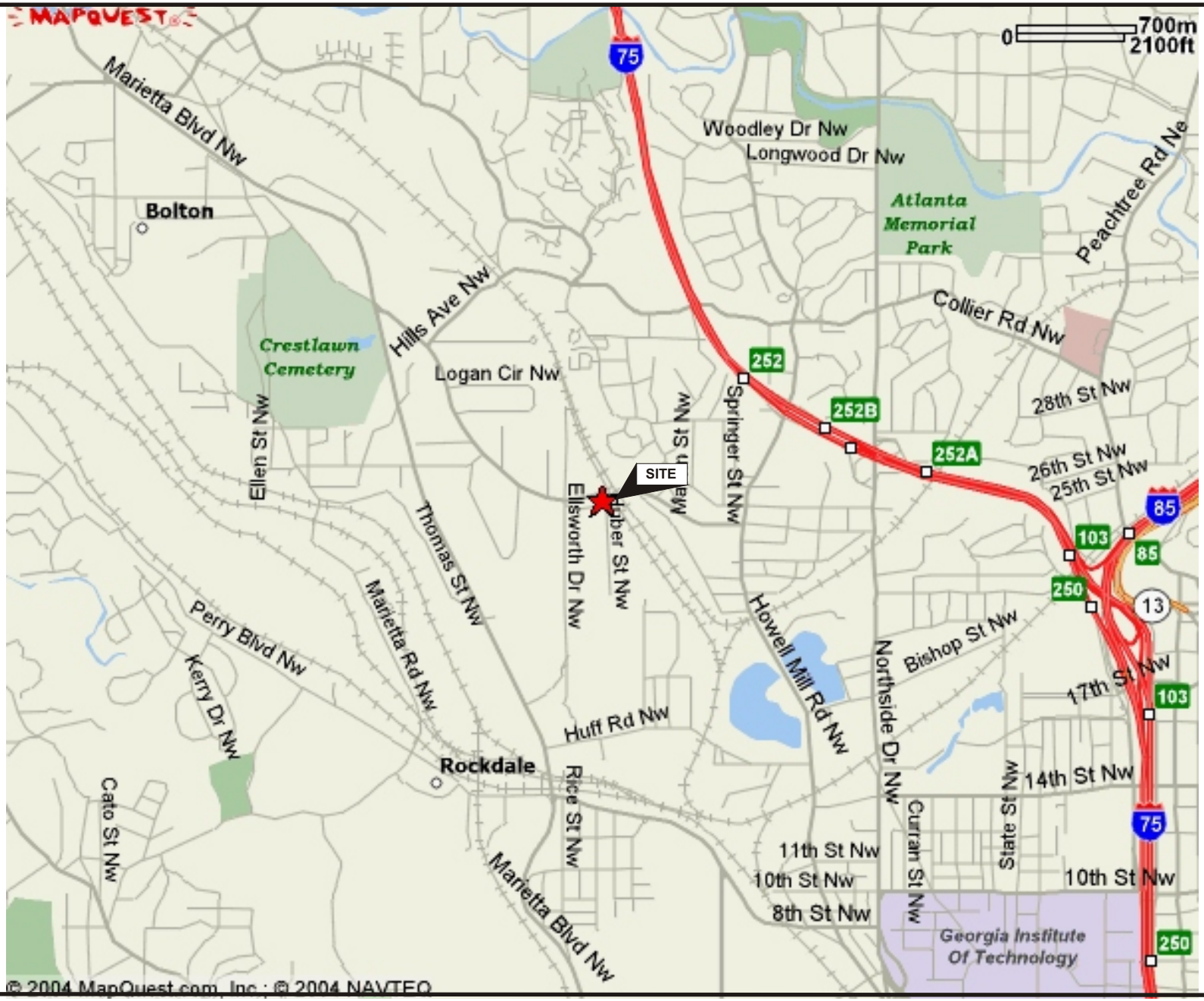

SCALE AS SHOWN

Peachtree Environmental

SOUTHERN METAL FINISHING
ATLANTA, FULTON COUNTY, GEORGIA

FIGURE 1
SITE LOCATION MAP

VOLUNTARY REMEDIATION PROGRAM APPLICATION

QUADRANGLE LOCATION

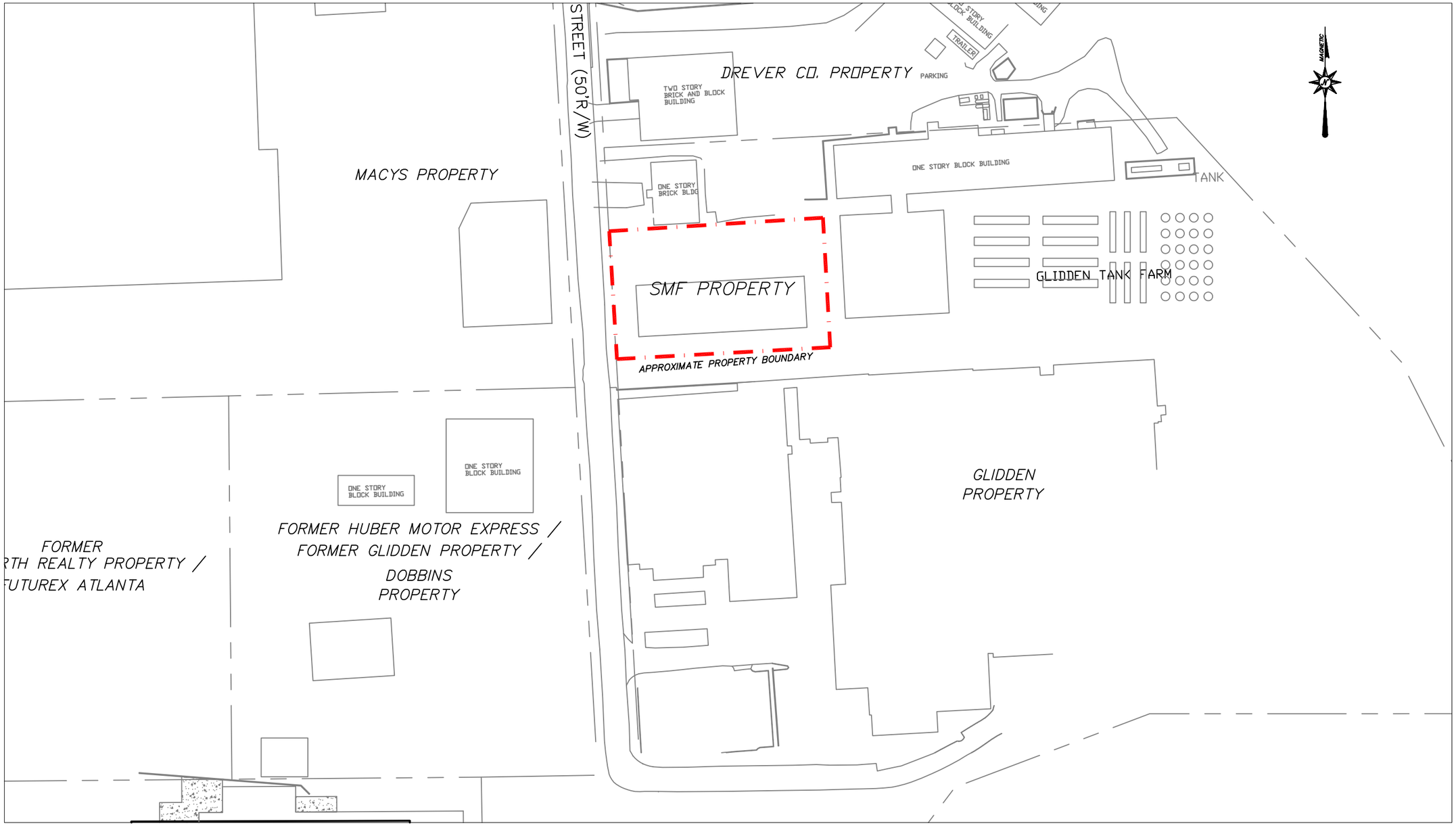

LEGEND

APPROXIMATE PROPERTY BOUNDARY

GRAPHIC SCALE
(in feet)

100 0 100 200 300

REV	DATE	DESCRIPTION
	DATE OF ISSUE 1/1/21	

DWN BY JPC
DES BY MHW
CHK BY WHL
APP BY CHM

SOUTHERN METALS FINISHING
HUBER STREET
ATLANTA, GEORGIA

SITE LAYOUT MAP

FIGURE NO. 2

SMF 2665

N

SCALE UNKNOWN

Peachtree Environmental

SOUTHERN METAL FINISHING
ATLANTA, FULTON COUNTY, GEORGIA

FIGURE 3
1938 AERIAL PHOTOGRAPH

VOLUNTARY REMEDIATION PROGRAM APPLICATION

QUADRANGLE LOCATION

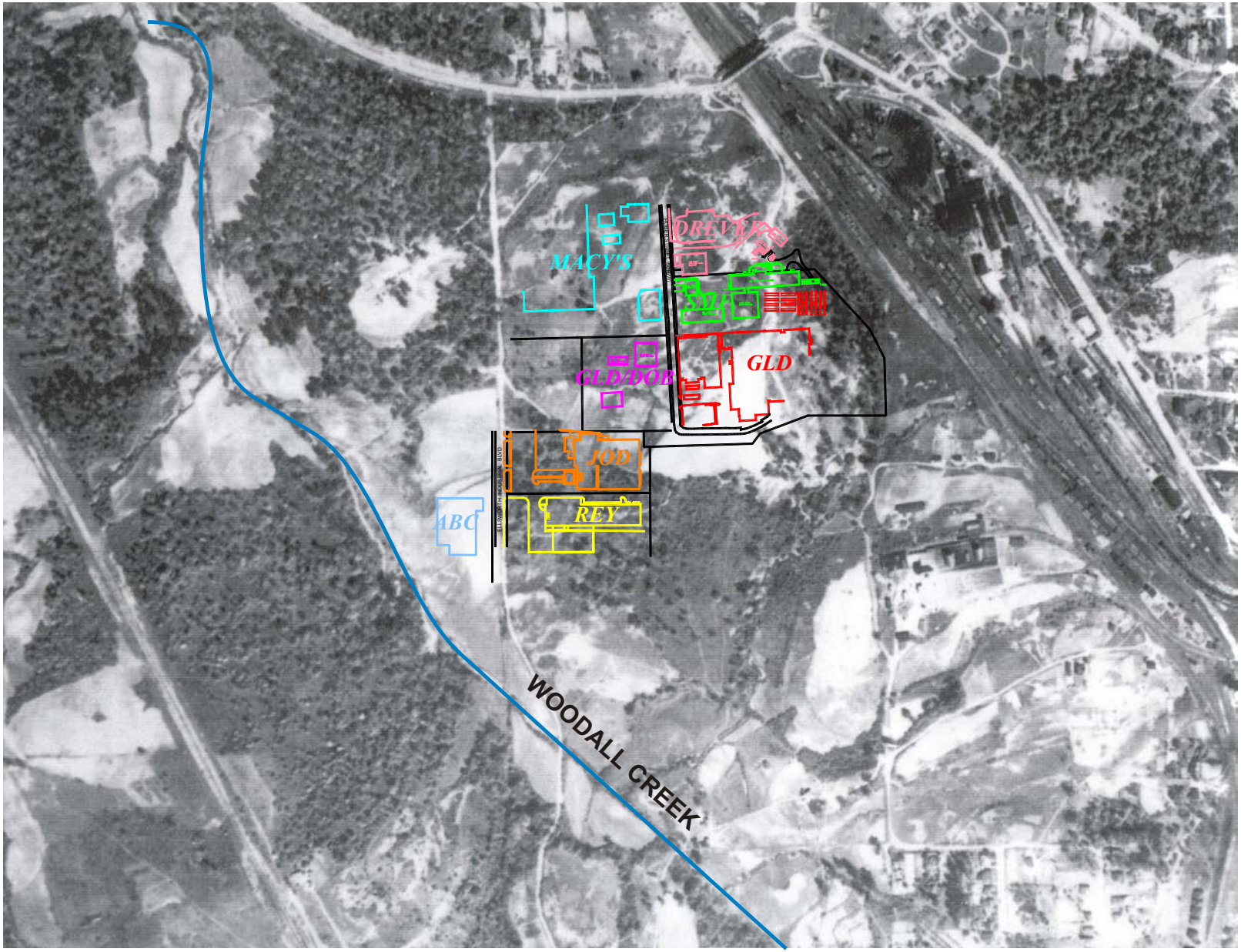

N

SCALE UNKNOWN

Peachtree Environmental

SOUTHERN METAL FINISHING
ATLANTA, FULTON COUNTY, GEORGIA

FIGURE 3A
1938 AERIAL PHOTOGRAPH WITH WOODALL CREEK SITE PLAN OVERLAY

VOLUNTARY REMEDIATION PROGRAM APPLICATION

QUADRANGLE LOCATION

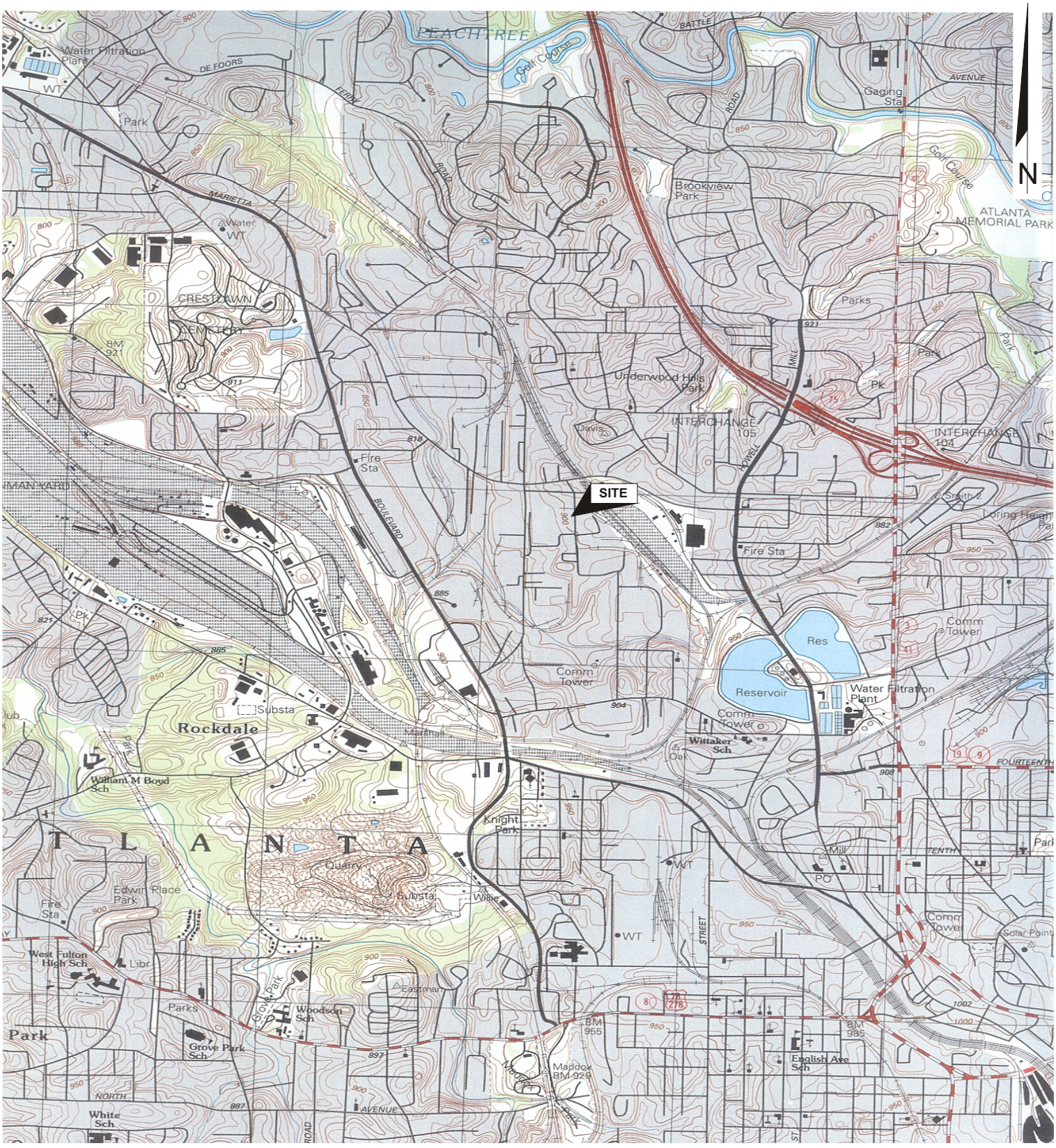

ORIGINAL DOCUMENT PROVIDED BY:
ENVIRONMENTAL DATA RESOURCES INC.
ORIGINAL SCALE: 1: 24,000

Peachtree Environmental

SOUTHERN METALS FINISHING
ATLANTA, FULTON COUNTY, GEORGIA

FIGURE 4
UNITED STATES GEOLOGIC SURVEY TOPOGRAPHIC MAP

VOLUNTARY REMEDIATION PLAN APPLICATION

QUADRANGLE LOCATION

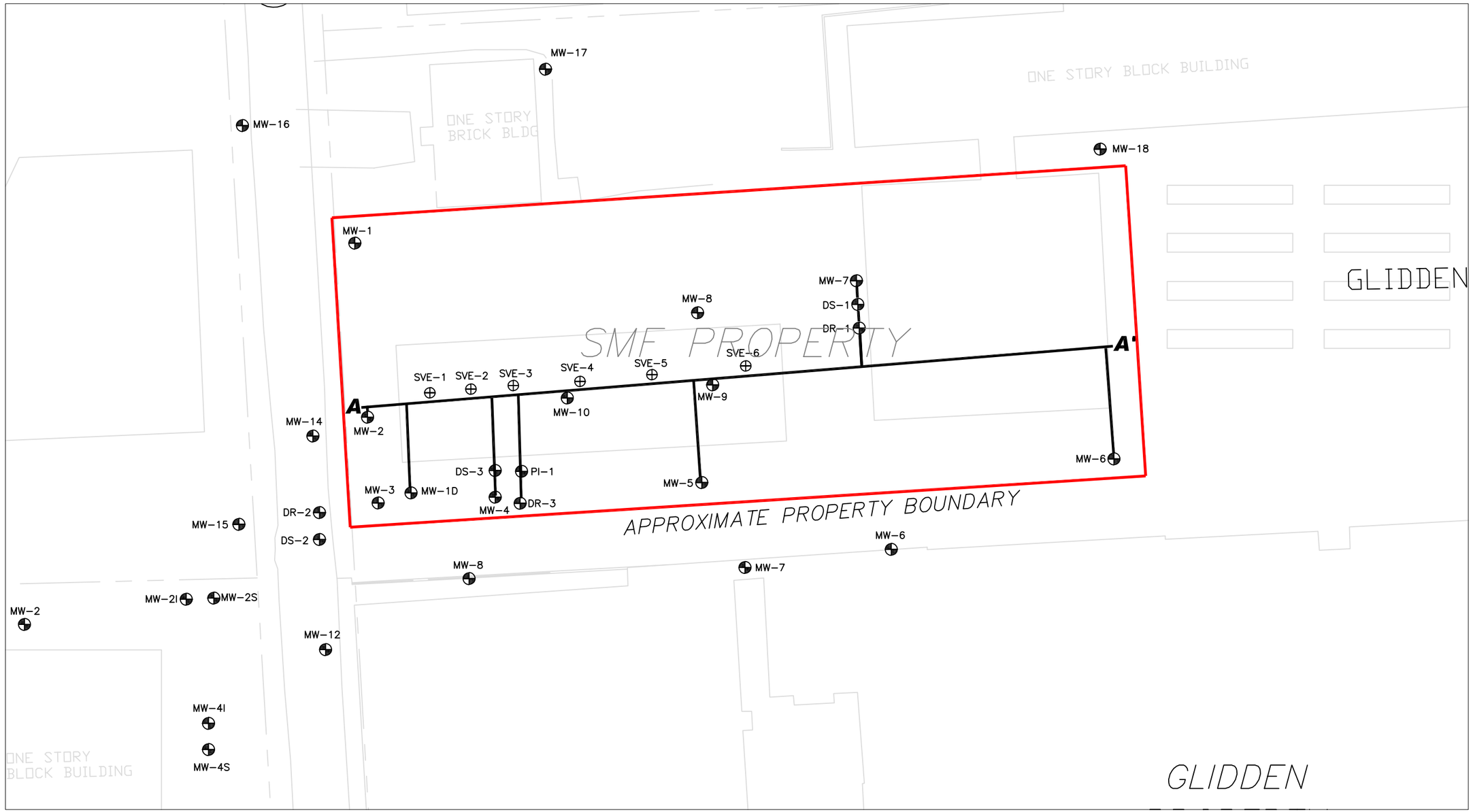

LEGEND

MW-1 ⊕ MONITORING WELL LOCATION

GRAPHIC SCALE
(in feet)

50 25 0 50 100 150

REV	DATE	DWN BY	DES BY
DATE OF ISSUE 11/18/11		JPC	WHL
		MHW	CHM

DESCRIPTION	CHK BY	APP BY

SOUTHERN METALS FINISHING
HUBER STREET
ATLANTA, GEORGIA

CROSS-SECTION LOCATION MAP
(A - A')

FIGURE NO. **5**

SMF 2665

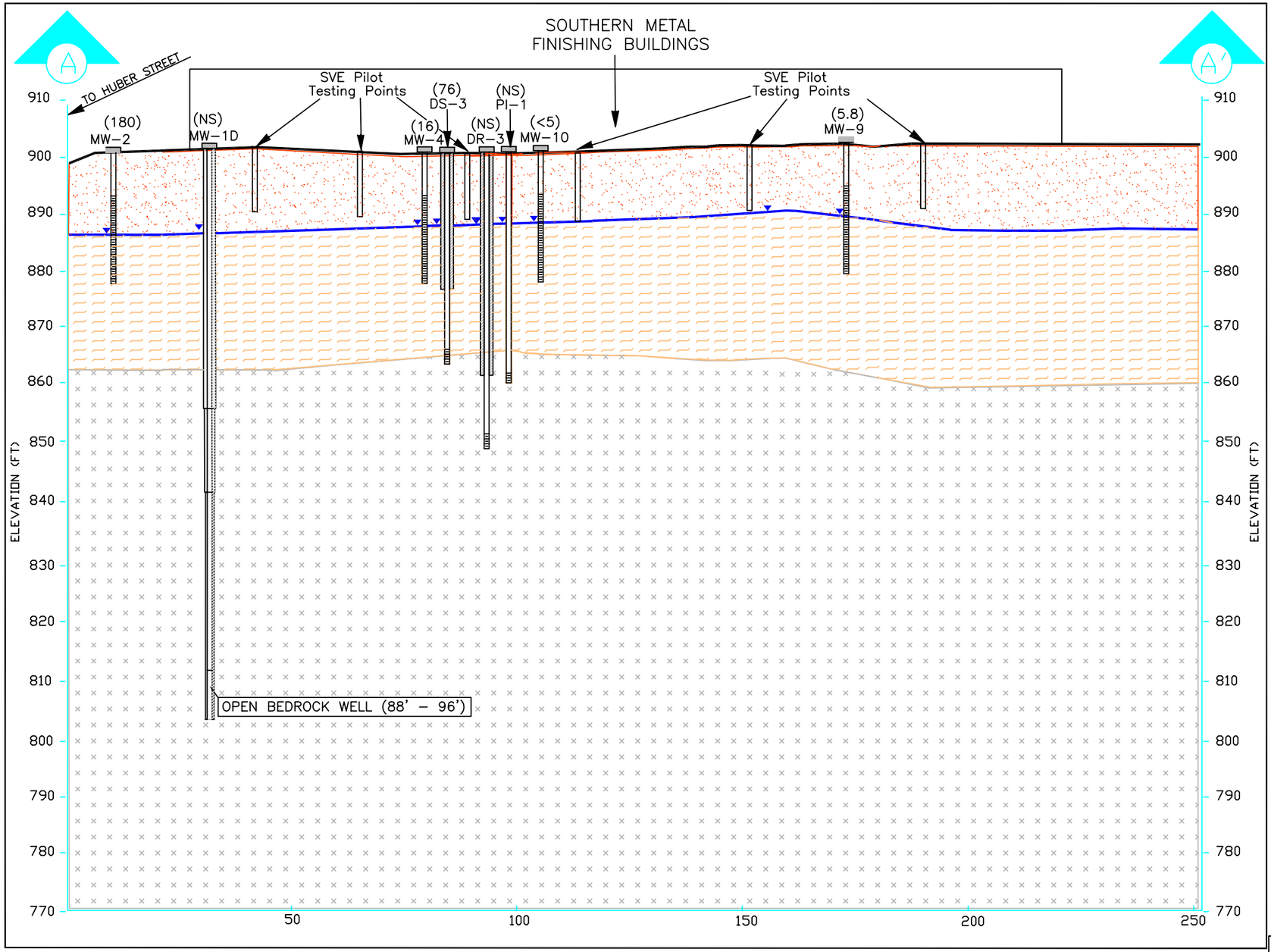

HORIZONTAL AND VERTICAL SCALE AS SHOWN

LEGEND

RED, BROWN, GREY, WHITE, FINE TO MEDIUM, SAND, SILT, AND TRACE CLAY

DARK BROWN, TAN, SAND AND SILT, SAPROLITIC

COMPETENT BEDROCK – GRANITIC GNIESS

(180) MARCH 2011 TETRACHLOROETHENE CONCENTRATION IN ug/L

WATER TABLE AND ASSOCIATED GROUNDWATER ELEVATION (FEET)

CROSS–SECTION LOCATION

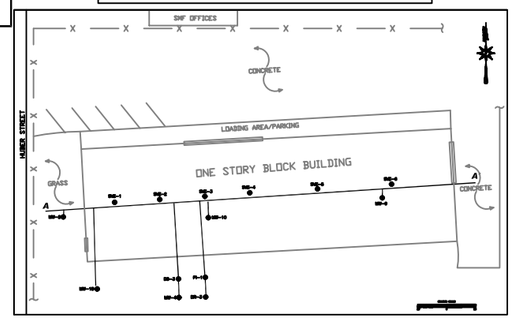

REV	DATE	DES BY	DWN BY	CHK BY	APP BY
DATE OF ISSUE 11/18/11					

DESCRIPTION

DWN BY JPC
DES BY MHW
CHK BY WHL
APP BY CHM

Peachtree Environmental

SOUTHERN METAL FINISHING
HUBER STREET
ATLANTA, GEORGIA

CROSS-SECTION A - A'

FIGURE NO. **5A**

SMF 2665

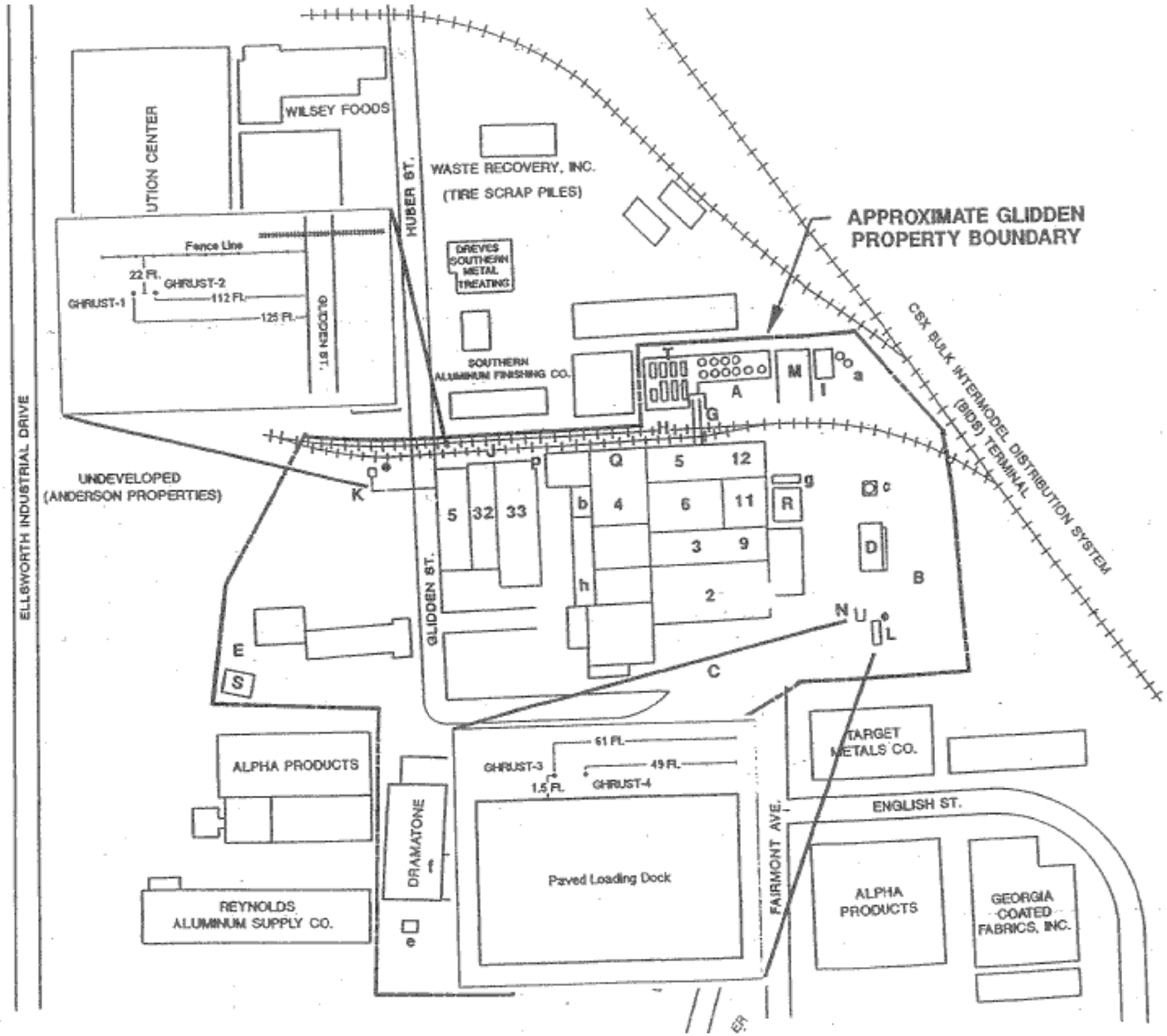

LEGEND

NUMBERS COINCIDE WITH PLANT BUILDING NUMBERS. CAPITAL LETTERS ARE LOCATIONS REFERRED TO IN TEXT. DOUBLE LETTERS ARE OTHER FEATURES OF INTEREST.

2 PACKAGING AND SHIPPING
3 CANNERY FOR 1 GALLON CONTAINERS
4 PROCESS PLANT (GRAVITY FEED); DRY STORAGE AT NORTH END
5 RAW MATERIAL WAREHOUSE - DRUMS, DRY
6 PROCESS PLANT (GRAVITY FEED); DRY STORAGE
9 PRODUCT STORAGE
11 PROCESS PLANT (GRAVITY FEED); DRY STORAGE
12 RAW MATERIAL WAREHOUSE
31 FINISHED STOCK WAREHOUSE - DRUMS, PORTABLE BULK
32 RAW MATERIAL STORAGE - BULK TANKS, DRUMS; BOILER ROOM AT NORTH END
33 PROCESS PLANT
DRAMATONE PROCESS PLANT FOR COLORANTS; OFFICES AND LAB AT NORTH END
A RAW MATERIAL AST FARM; SITE OF 1990 CAUSTIC SODA SPILL
B FILLED AREA BEHIND MAINTENANCE BUILDING; UNDERGROUND STREAM CULVERT FROM CSX; REPORTED SOLVENT CONTAMINATED SOILS; REPORTED DIESEL FUMES
C FILLED AREA; CRUSHED DRUMS EXCAVATED BY CITY OF ATLANTA
D MAINTENANCE BUILDING; FORMER GRAVEL FLOOR
E SHIPPING AND RECEIVING BUILDINGS; FORMER FREIGHT TERMINAL; APPROXIMATE SITE OF REMOVAL OF 3 UST'S; MONITORING WELLS INSTALLED BY ANDERSON PROPERTIES
F DRAMATONE TANKER LOADING DOCK; STAINED SOIL FROM PRE-TREATMENT HOLDING UST (REMOVED)
G PIPE BRIDGE; CONTAMINATED SOIL REMOVED AND DRUMMED
H RR TRACKS; RESIN ON GRAVEL
I NORTHEASTERN TANKER OFF-LOADING DOCK; EMPTY DRUM STORAGE; RESIN ON SOIL
J RR TRACKS; BOILER ROOM SUMP; COMPRESSOR BLOWDOWN
K NORTHWESTERN TANKER OFF-LOADING DOCK; SPILL CONTROL TRENCH AND UST
L SOUTHEASTERN TANKER LOADING DOCK; SPILL CONTROL TRENCH AND UST
M DRUM STORAGE AREA; EMPTY DRUMS AT NORTH END; HAZ WASTE AT SOUTH END
N DRUM DISPOSAL/WASTE CONSOLIDATION AREA
P FILL/VENT PIPES OF UNCERTAIN PURPOSE
Q DRY STORAGE AREA; PIGMENT SACKS SPILLING ONTO FLOOR NEAR RR TRACKS
R LYE SHED; CAUSTIC WASH AREA; VATS TEMPORARILY STORED OUTSIDE
S AEROSOL SHED; FORMER GARAGE; DRAIN IN FLOOR LEADS OUT TO SLOPE
T FILL SLOPE AT NORTH END OF AST FARM; OCCASIONAL SEEPAGE FROM SOUTHERN ALUMINUM
a TWO AST'S FOR STORAGE OF EXCESS RAW MATERIAL
b LABORATORY
c UNUSED #2 FUEL OIL AST
d AST FOR STORAGE OF WASH WATER PRIOR TO PRE-TREATMENT
e UNDERGROUND CONCRETE VAULT FOR STORAGE OF WASH WATER PRIOR TO PRE-TREATMENT
f DRAMATONE WASTEWATER PRE-TREATMENT PLANT
g MAIN PLANT WASTEWATER PRE-TREATMENT PLANT
h OFFICES
● WASTEWATER UST

APPROXIMATE SCALE IN FEET
0 250 500

ORIGINAL FIGURE PROVIDED BY GOLDER AND ASSOCIATES

MAGNETIC

REV	DATE	DESCRIPTION	DWN BY	DES BY	CHK BY	APP BY

DATE OF ISSUE 3/25/11 DWN BY GOLDER DES BY N/A CHK BY APP BY

Peachtree Environmental

SOUTHERN METAL FINISHING
HUBER STREET
ATLANTA, GEORGIA

ANNOTATED SITE PLAN DEPICTING POTENTIAL SOURCE LOCATIONS

FIGURE NO. 6

SMF 2665

LEGEND

- MW-6 SHALLOW/INTERMEDIATE MONITORING WELL LOCATION
- MW-16 DEEP MONITORING WELL LOCATION
- S19 SURFACE WATER SAMPLE LOCATION
- MW-5S SHALLOW MONITORING WELL LOCATION NOT FOUND

MAGNETIC

HUBER STREET (50' R/W)

ELLSWORTH INDUSTRIAL BLVD

WOODALL CREEK

PB

S19 S18 S17 S16 S15 S14 S13 S12 S11 S10 S9 S8 S7 S6 S1

MACYS PROPERTY

DREVER CO. PROPERTY

SMF PROPERTY

GLIDDEN TANK FARM

GLIDDEN PROPERTY

APPROXIMATE PROPERTY BOUNDARY

FORMER HUBER MOTOR EXPRESS / FORMER GLIDDEN PROPERTY

FORMER ELLSWORTH REALTY PROPERTY / FUTUREX ATLANTA

DOBBINS PROPERTY

GOODSTONE PROPERTY 1510 ELLSWORTH

GOODSTONE PROPERTY 1494 ELLSWORTH

FORMER ABC PROPERTY / M-WEST HOA

FORMER ABC PROPERTY / M-WEST LOTS

FORMER JODACO PROPERTY / RESTAURANT SUPPLY

NEW BUILDING LIMITS

FORMER REYNOLDS PROPERTY / DALTILE

MW-1 MW-1S MW-1I MW-2 MW-2S MW-2I MW-3 MW-3S MW-3I MW-4 MW-4S MW-4I MW-5 MW-5S MW-6 MW-7 MW-8 MW-9 MW-10 MW-11 MW-12 MW-13 MW-14 MW-15 MW-16 MW-17 MW-18 MW-19 MW-20 MW-21 MW-22 MW-23 MW-24 MW-25 MW-26 MW-27 MW-28 MW-1D MW-16D BRW-1 DR-1 DR-2 DR-3 DS-1 DS-2 DS-3 PI-1

GRAPHIC SCALE

100 0 100 200 300

REV	DATE	DESCRIPTION	DWN BY	CHK BY	DES BY	APP BY
	DATE OF ISSUE 11/18/11		JPC	JPC		WHL CHM

SOUTHERN METAL FINISHING
HUBER STREET
ATLANTA, GEORGIA

GROUNDWATER AND SURFACE WATER SAMPLE LOCATION MAP

FIGURE NO. 7

SMF 2665

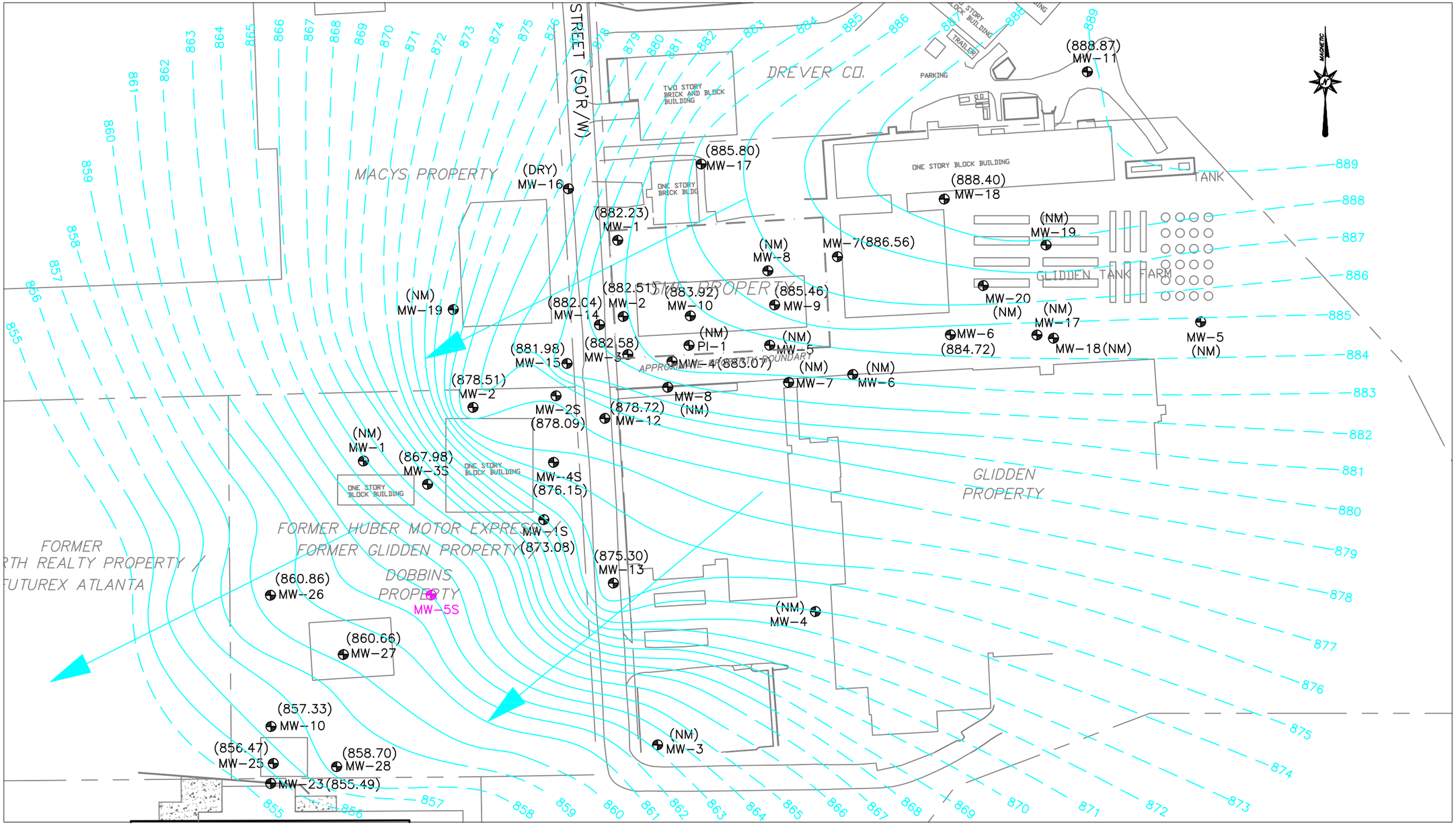

LEGEND

MW-6	SHALLOW MONITORING WELL LOCATION
(858.70)	GROUNDWATER ELEVATION (IN FEET ABOVE MSL)
888	SHALLOW GROUNDWATER BEARING ZONE POTENTIOMETRIC ISOCONTOUR (DASHED WHERE INFERRED)
	SHALLOW GROUNDWATER BEARING ZONE FLOW DIRECTION
(NM)	MONITORING WELL DEPTH TO WATER WAS NOT MEASURED
MW-5S	SHALLOW MONITORING WELL LOCATION NOT FOUND

GRAPHIC SCALE
(in feet)

100 0 100 200 300

REV	DATE	DESCRIPTION	DWN BY	DES BY	CHK BY	APP BY

DATE OF ISSUE 4/1/11 DWN BY JPC DES BY MHW CHK BY WHL APP BY CHM

Peachtree Environmental

SOUTHERN METALS FINISHING
HUBER STREET
ATLANTA, GEORGIA

MARCH 2011 POTENTIOMETRIC SURFACE MAP - SHALLOW GROUNDWATER BEARING ZONE

FIGURE NO. **8A**

SMF 2665

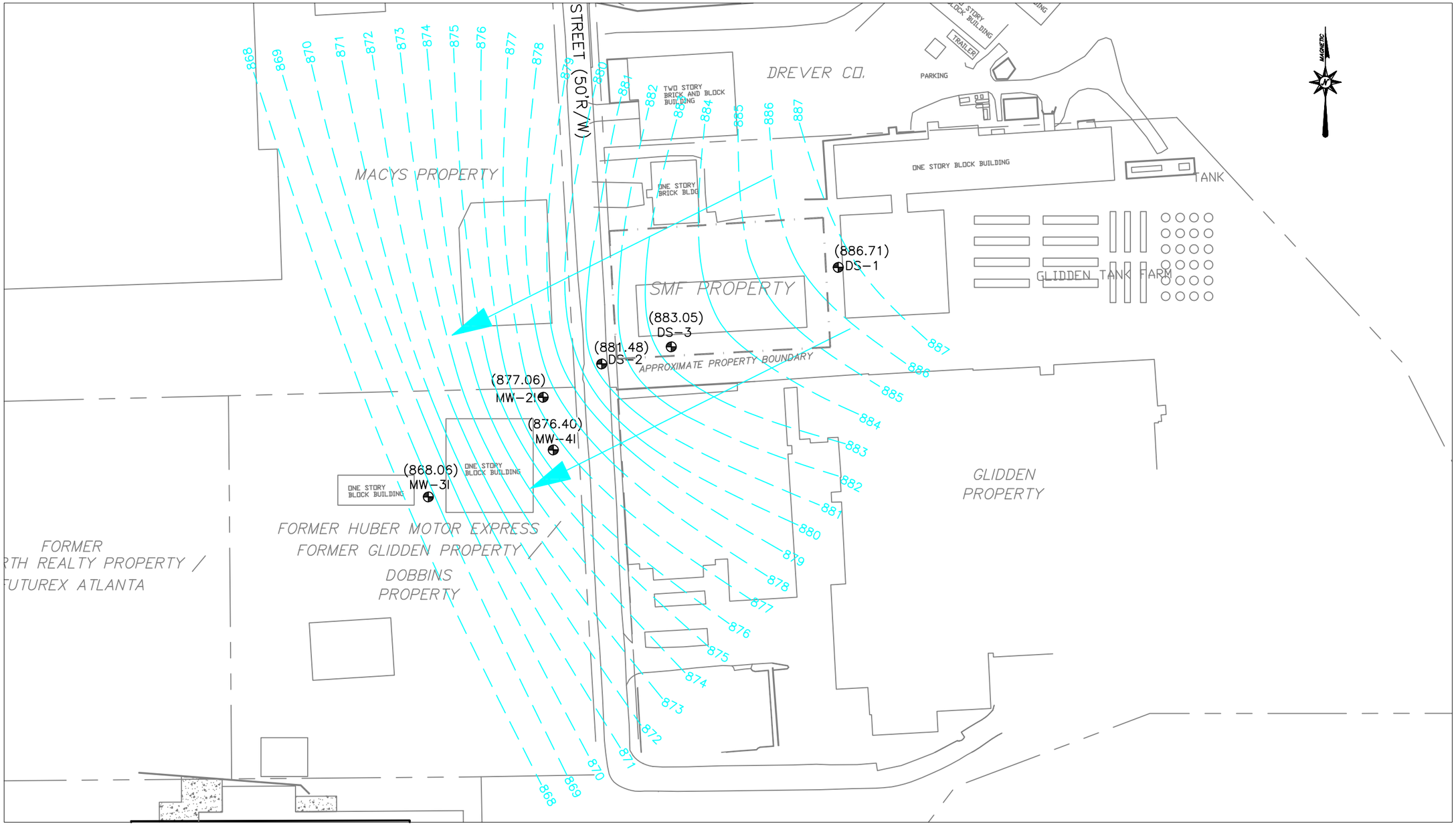

LEGEND

MW-2I	INTERMEDIATE MONITORING WELL LOCATION
(858.70)	GROUNDWATER ELEVATION (IN FEET ABOVE MSL)
888	INTERMEDIATE GROUNDWATER BEARING ZONE POTENTIOMETRIC ISOCONTOUR (DASHED WHERE INFERRED)
	INTERMEDIATE GROUNDWATER BEARING ZONE FLOW DIRECTION

GRAPHIC SCALE
(In feet)

100 0 100 200 300

REV	DATE	DESCRIPTION	DWN BY	DES BY	CHK BY	APP BY

DATE OF ISSUE 4/1/11
DWN BY JPC
DES BY MHW
CHK BY WHL
APP BY CHM

Peachtree Environmental

SOUTHERN METALS FINISHING
HUBER STREET
ATLANTA, GEORGIA

MARCH 2011 POTENTIOMETRIC SURFACE MAP - INTERMEDIATE GROUNDWATER BEARING ZONE

FIGURE NO. **8B**

SMF 2665

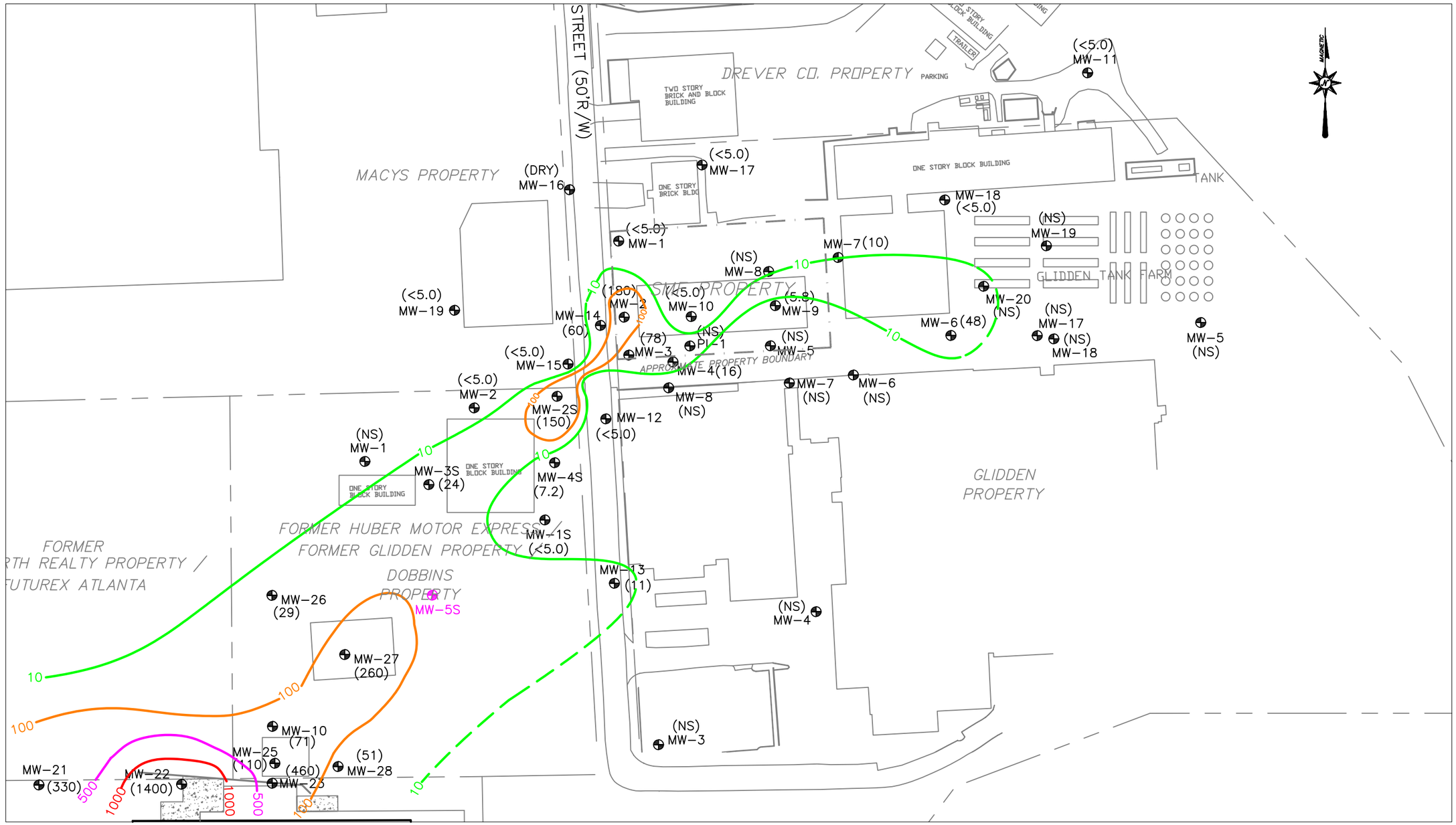

LEGEND

- MW-6 — SHALLOW MONITORING WELL LOCATION
- (180) — PCE CONCENTRATION (IN ug/L)
- 10 — SHALLOW GROUNDWATER BEARING ZONE PCE ISOCONTOUR (DASHED WHERE INFERRED)
- (NS) — MONITORING WELL WAS NOT SAMPLED
- MW-5S — SHALLOW MONITORING WELL LOCATION NOT FOUND

- 10 — PCE ISOCOUNTOUR – 10 ug/L
- 100 — PCE ISOCOUNTOUR – 100 ug/L
- 500 — PCE ISOCOUNTOUR – 500 ug/L
- 1000 — PCE ISOCOUNTOUR – 1000 ug/L

GRAPHIC SCALE
(In feet)

100 0 100 200 300

REV	DATE	DESCRIPTION	DWN BY	DES BY	CHK BY	APP BY
	DATE OF ISSUE 4/1/11		JPC		WHL	
			MHW		CHM	

Peachtree Environmental

SOUTHERN METALS FINISHING
HUBER STREET
ATLANTA, GEORGIA
SHALLOW GROUNDWATER BEARING ZONE
ISOCONTOUR MAP - PCE

FIGURE NO. 9A
SAF 2665

STREET (50'R/W)

MACYS PROPERTY

DREVER CO. PROPERTY

PARKING

TWO STORY BRICK AND BLOCK BUILDING

TRAILER

ONE STORY BLOCK BUILDING

ONE STORY BRICK BLDG

TANK

GLIDDEN TANK FARM

SME PROPERTY

APPROXIMATE PROPERTY BOUNDARY

DS-1(11)

(76)
DS-3

(7.7)
DS-2

(23)
MW-2I

(110)
MW-4I

ONE STORY BLOCK BUILDING

ONE STORY BLOCK BUILDING

MW-3I
(49)

10

100

GLIDDEN PROPERTY

FORMER HUBER MOTOR EXPRESS / FORMER GLIDDEN PROPERTY / DOBBINS PROPERTY

FORMER
RTH REALTY PROPERTY /
UTUREX ATLANTA

MAGNETIC

LEGEND

- MW-2I — INTERMEDIATE MONITORING WELL LOCATION
- (110) — PCE CONCENTRATION (IN ug/L)
- 10 — INTERMEDIATE GROUNDWATER BEARING ZONE PCE ISOCONTOUR (DASHED WHERE INFERRED)
- 10 — PCE ISOCOUNTOUR – 10 ug/L
- 100 — PCE ISOCOUNTOUR – 100 ug/L

GRAPHIC SCALE
(in feet)

100 0 100 200 300

REV	DATE	DESCRIPTION	DWN BY	DES BY	CHK BY	APP BY
	DATE OF ISSUE 4/1/11		DWN BY JPC	DES BY MHW	CHK BY WHL	APP BY CHM

Peachtree Environmental

SOUTHERN METALS FINISHING
HUBER STREET
ATLANTA, GEORGIA

INTERMEDIATE GROUNDWATER BEARING ZONE
ISOCONTOUR MAP - PCE

FIGURE NO. 9B

SMF 2665

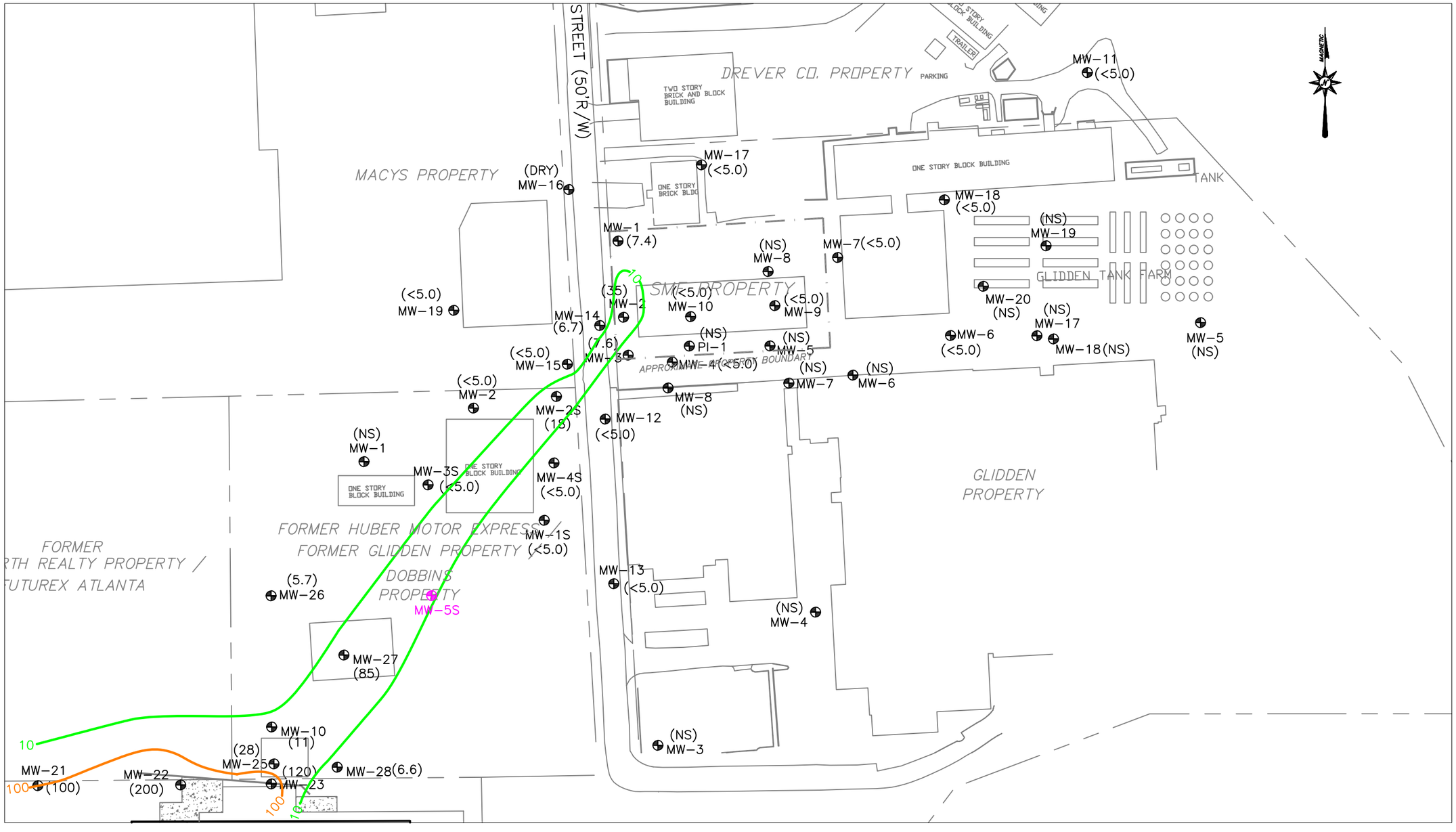

LEGEND

MW-6	SHALLOW MONITORING WELL LOCATION
(85)	TCE CONCENTRATION (IN ug/L)
10	SHALLOW GROUNDWATER BEARING ZONE TCE ISOCONTOUR (DASHED WHERE INFERRED)
(NS)	MONITORING WELL WAS NOT SAMPLED
MW-5S	SHALLOW MONITORING WELL LOCATION NOT FOUND
10	TCE ISOCOUNTOUR – 10 ug/L
100	TCE ISOCOUNTOUR – 100 ug/L

GRAPHIC SCALE
(in feet)

100 0 100 200 300

SOUTHERN METALS FINISHING
HUBER STREET
ATLANTA, GEORGIA

SHALLOW GROUNDWATER BEARING ZONE
ISOCONTOUR MAP - TCE

FIGURE NO. 10A

SMF 2665

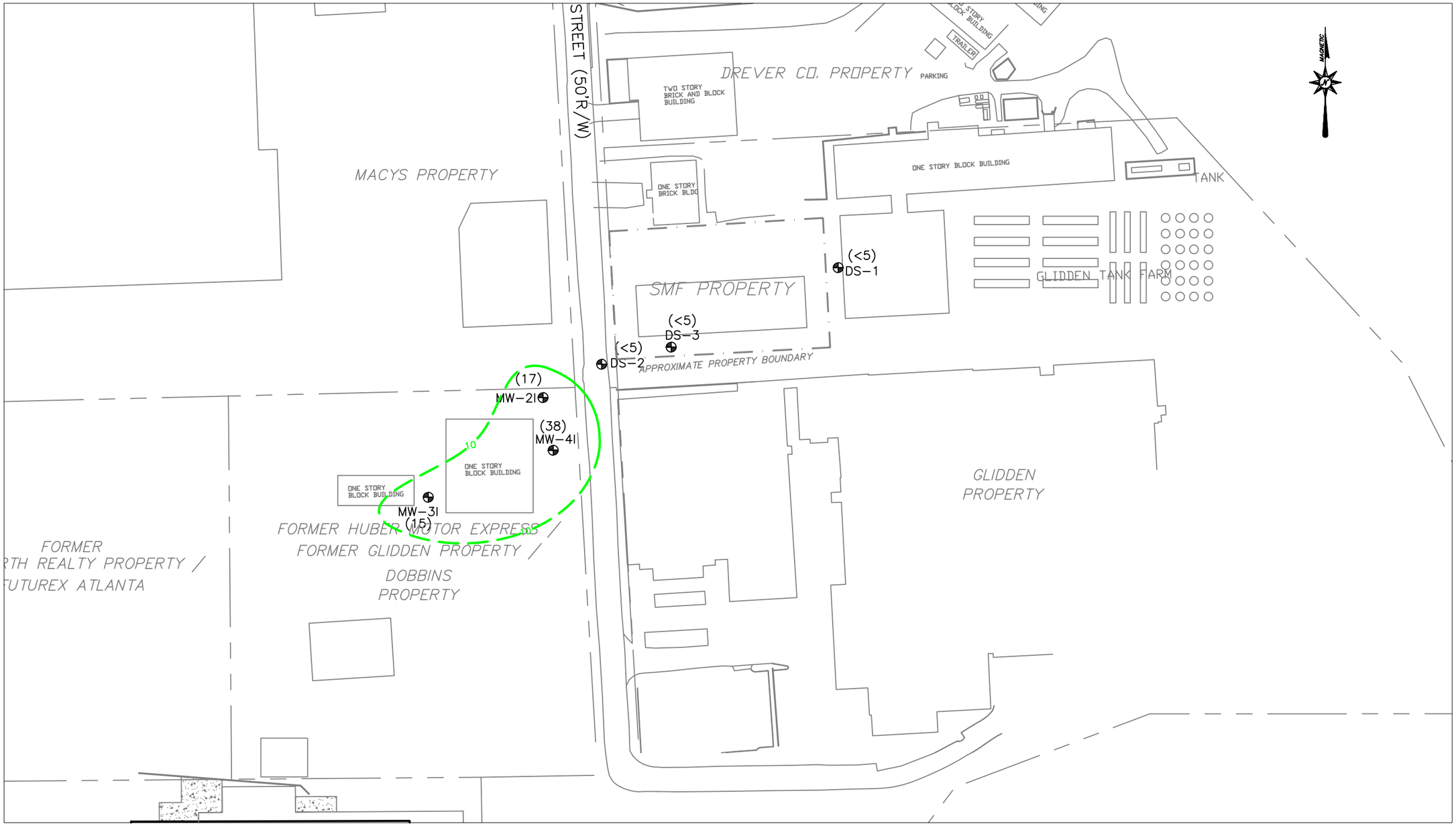

LEGEND

- MW-2I — INTERMEDIATE MONITORING WELL LOCATION
- (38) — TCE CONCENTRATION (IN ug/L)
- 10 — INTERMEDIATE GROUNDWATER BEARING ZONE TCE ISOCONTOUR (DASHED WHERE INFERRED)
- 10 — TCE ISOCOUNTOUR – 10 ug/L

GRAPHIC SCALE
(in feet)

100 0 100 200 300

REV	DATE	DESCRIPTION	DWN BY	DES BY	CHK BY	APP BY

DATE OF ISSUE 4/1/11
DWN BY JPC
DES BY MHW
CHK BY WHL
APP BY CHM

Peachtree Environmental

SOUTHERN METALS FINISHING
HUBER STREET
ATLANTA, GEORGIA

INTERMEDIATE GROUNDWATER BEARING ZONE
ISOCONTOUR MAP - TCE

FIGURE NO. 10B
SMF 2665

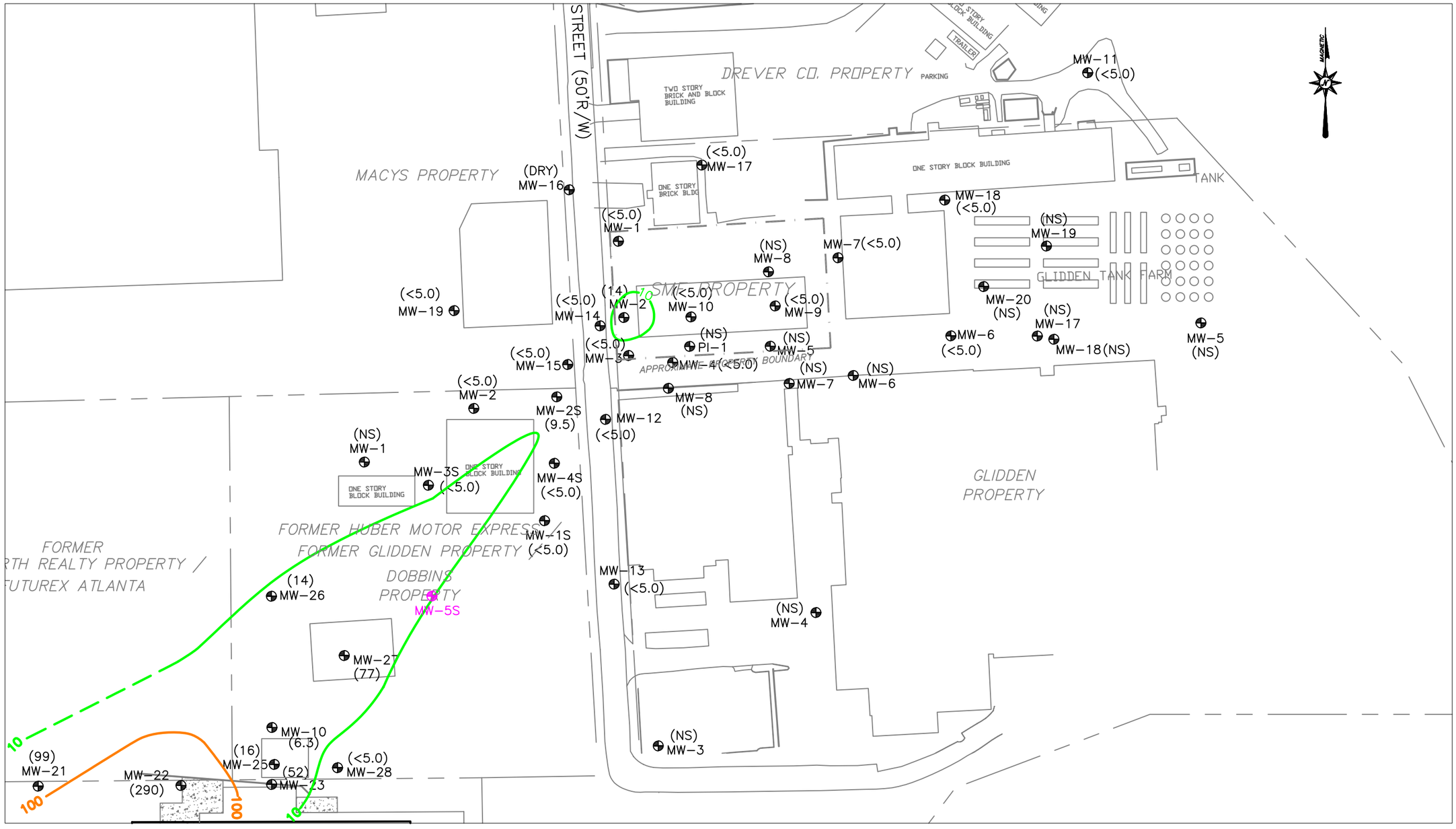

LEGEND

MW-6	SHALLOW MONITORING WELL LOCATION
(85)	cis-1,2-DCE CONCENTRATION (IN ug/L)
10	SHALLOW GROUNDWATER BEARING ZONE cis-1,2-DCE ISOCONTOUR (DASHED WHERE INFERRED)
(NS)	MONITORING WELL WAS NOT SAMPLED
MW-5S	SHALLOW MONITORING WELL LOCATION NOT FOUND
10	cis-1,2-DCE ISOCOUNTOUR – 10 ug/L
100	cis-1,2-DCE ISOCOUNTOUR – 100 ug/L

GRAPHIC SCALE
(in feet)

100 0 100 200 300

REV	DATE	DESCRIPTION	DWN BY	DES BY	CHK BY	APP BY

DATE OF ISSUE 4/1/11 DWN BY JPC DES BY MHW CHK BY WHL APP BY CHM

Peachtree Environmental

SOUTHERN METALS FINISHING
HUBER STREET
ATLANTA, GEORGIA

SHALLOW GROUNDWATER BEARING ZONE
ISOCONTOUR MAP - cis-1,2-DCE

FIGURE NO. 11A

SMF 2665

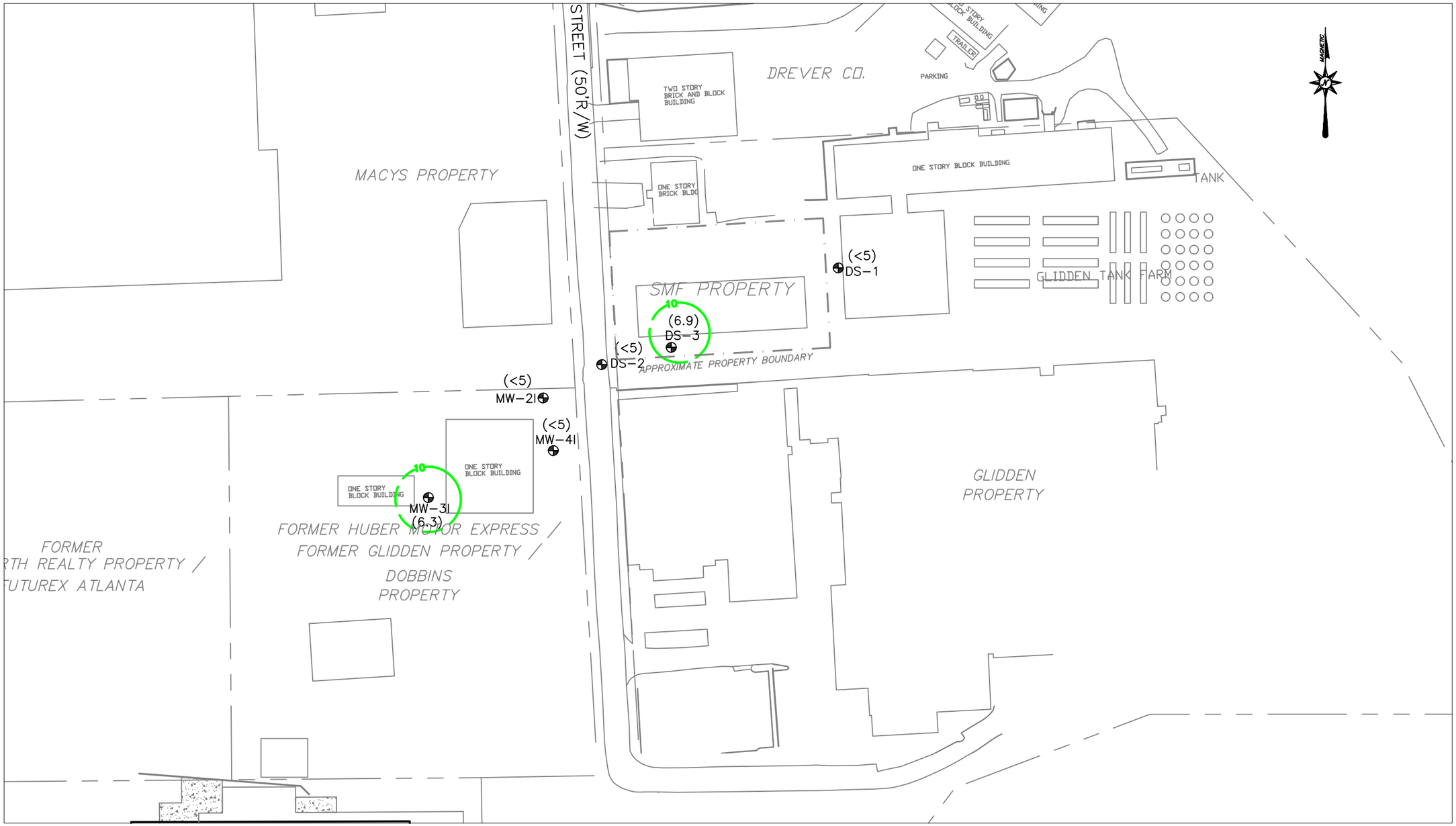

LEGEND

- MW-2I — INTERMEDIATE MONITORING WELL LOCATION
- (6.9) — cis-1,2-DCE CONCENTRATION (IN ug/L)
- 10 — INTERMEDIATE GROUNDWATER BEARING ZONE cis-1,2-DCE ISOCONTOUR (DASHED WHERE INFERRED)
- 10 — cis-1,2-DCE ISOCOUNTOUR – 10 ug/L

GRAPHIC SCALE
(In feet)

100 0 100 200 300

REV	DATE	DESCRIPTION
	DATE OF ISSUE 4/1/11	DWN BY JPC CHK BY WHL DES BY MEW APP BY CHM

SOUTHERN METALS FINISHING
HUBER STREET
ATLANTA, GEORGIA
INTERMEDIATE GROUNDWATER BEARING ZONE
ISOCONTOUR MAP - cis-1,2-DCE

FIGURE NO. 11B
SMF 2665

APPENDIX A
HISTORICAL INFORMATION

PLANT BUILDING BOOM SEEN HERE

Five Industrial Tracts Selected; Several Factories Will Be Erected

A widespread industrial expansion, including a projected expenditure of hundreds of thousands of dollars in new buildings, already has gotten underway in the Atlanta area this year and is expected to gain impetus within the next few months, it was learned Saturday.

A relatively new trend toward the development of large industrial tracts has started in this area with at least five such tracts already purchased and development either started or expected to start imminently.

Hugh C. Dobbins, former insurance executive here for many years, heads one new concern which has purchased 47½ acres of land on Chattahoochee Avenue, N. W., about three and three-fourths miles from Five Points, adjacent to the Seaboard Air Line Railway. This property is served by the Seaboard's sidetracks. Three companies already have acquired sites on the tract and are erecting or will erect shortly sizeable new plants there.

New Concrete Plant

The Southern Concrete Products Company already has started construction of a large plant for the manufacture of concrete blocks and bricks. This company is headed by Mr. Dobbins, associated F. W. Lang, who will serve as treasurer.

The Evans Candy Company, of Atlanta, also has acquired a site on this property and will construct a new candy manufacturing plant.

A third site has been acquired by R. S. Barclay Company, which plans a large air-conditioned confectionery warehouse.

The Ronaele Corporation has acquired 24½ acres on Northside Drive, running from and including the stone quarry to the Potter and Rayfield property. This tract also will be served by Seaboard sidetracks. The owners of this site propose to build industrial plants according to individual specifications on a long-term basis.

The Atlanta Concrete Products Company, manufacturers of concrete block and tile, currently is preparing to build a sizeable plant on this property. This is a new concern, owned by the Ronaele Corporation. Several nationally-known concerns also are negotiating at the present for sites on this tract.

Wheat Williams Realty Company has acquired 40 acres on the Atlanta-Lawrenceville Highway, a mile west of Tucker and lying along the Seaboard Railway. This property, which will be developed for both large and small industrial sites, fronts approximately 2,000 feet on the highway.

Vacant Property Available

Grady Duffee Realty has acquired 103 acres in the vicinity of the WSB tower on Montreal Road and the Seaboard Railway. Here, too, plans are for the development of the property for industrial locations.

In addition, there is a considerable amount of vacant property lying along the Seaboard, west of Howell Yard which is available for purchase and industrial development and which could be served by that railroad's tracks, according to E. L. Setzer, assistant freight traffic manager of the railway here, whose duties include looking after industrial property in Atlanta.

Atlanta, Mr. Setzer pointed out, is one of the four largest transfer points for merchandise on the Seaboard's system. The Seaboard, Mr. Setzer added, runs 10 passenger trains in and out of Atlanta daily and 14 scheduled freight trains.

In addition to these industrial tracts, The Journal previously had announced that Clayton Webb had acquired a tract of 1,828,000 square feet of space, exclusive of streets and railroads, which can be developed for industrial use. The tract is located on DeKalb Avenue near Clay Street on the Georgia Railroad. He said he had received numerous inquiries from large industrial concerns interested in locating in Atlanta.

ALLEVIATING ANOTHER HOUSING SHORTAGE—There is a birdhouse boom out in the East Lake section as members of the Junior Bird Club there put the emphasis on bigger and better abodes for our feathered friends. Richard Boozer, first prize winner, and his classmates admire one of the entries in the East Lake School birdhouse contest. Left to right are Curtis Hicks, Richard, Jimmy Dalton, Linda Curry, and Valerie Carroll. Second grade at the school won the prize for the greatest number of entries and Melvin Sorrow took first prize in the feeding station group.—Journal Photo.

Archbishop Coming To Episcopal Meet

PHILADELPHIA, March 9.—(UP)—The Archbishop of Canterbury, the most Reverend Geoffrey Francis Fisher, will come to the United States next September to attend the general convention of the Episcopal Church, in Philadelphia, it was announced Saturday. Distinguished ecclesiastical leaders from the 48 states, China, the Philippines, Alaska, Brazil, the West Indies, Liberia, the Panama Canal Zone and Hawaii will attend the convention sessions from September 10 through September 20. More than 3,000 bishops, delegates and visitors are expected.

ONE SI
A THC
So take
of eyes
Remembe
examinat

L. N. HUFF OF
54 N. Broa
Member Better Vision Insi

Get a Book for Tonight from our UP-TO-DATE

22 Schools Rated Musically Superior

IT'S THRIFTY

the Rome area, as it has good pastures, and "there are excellent possibilities for future expansion of pasturelands." It was declared also that the production of livestock "could well be expanded."

Rich In Forests

Pointing out that forest trees are one of "the obvious natural resources of the Rome area," the report said slightly more than half of all the land area of the six counties is in forests, and the area has a somewhat higher proportion of hardwoods than Georgia as a whole.

It is suggested that the processing of timber, the production of pulpwood, are means through which the forest resources may contribute to the economic growth of the area.

Emphasizing the importance of this report and the others, the experiment station said, "The prosperity of Georgia is simply the sum of the various local prosperities which exist in the several sections of the state," and the reports should be regarded as a source of information and ideas for development in any part of Georgia or in the state as a whole.

Dr. Gerald A. Rosselot is director of the experiment station, and Joseph B. Hosmer is industrial economist and editor of the reports.

OPA-Free Cotton Rises During Week

WASHINGTON, July 13.—(AP)—Freed of price controls, spot cotton prices advanced almost 3 cents a pound this week, the Agriculture Department reported.

The prices for middling 15-16-inch cotton averaged 33.90 cents a pound in 10 spot markets on Thursday compared with 31 cents on Wednesday of last week and 32.78 a year ago.

The department said this advance brought the 10-market average to the highest level since the 1923-24 season and about 9 cents above the parity price for cotton.

The major market factor for the week was a Government crop report indicating only 18,316,000 acres of cotton were in cultivation on July 1. Although this acreage was 3.26 per cent larger than last season, it was more than 1,000,000 acres smaller than was generally expected.

The department said the production on this acreage would be about 9,200,000 running bales at last year's yield per acre.

Bales reported in the 10 markets totaled 70,100 bales compared with 43,200 bales last week and 67,600 bales in the corresponding week a year ago.

Mill buying of raw cotton increased a little in early July but the volume was moderate. New crop cotton was said to be moving to markets from southern Texas.

demand for this cotton was to be strong.

Cotton textile markets continued inactive. A demand was said to be strong, but most mills and selling agencies were said to be withdrawing offers because of unsettled price conditions.

whose financial record is up to initial public scrutiny are among those whose stocks and bonds will be seasoned in the over-the-counter market.

Big Mart Candidate

Many, after serving their apprenticeship in the outside market, will become candidates for listing and trading privileges on

ties. Estimates of the total number of securities traded over-the-counter run to 50,000 different issues. Only about 3,000 issues are listed on all domestic organized stock exchanges.

Key man in the over-the-counter market is the individual trader. His tools are the telephone, telegraph and teletype.

goods were delivered, inventories piled up, orders were canceled, production dropped, and prices fell.

Today, however, the railroads are more efficient than ever. The danger of a concealed pile-up of inventory due to a transportation crisis is remote.

Even so, history can repeat. It has already repeated in small, off-brand radios, now a glut on the market. But that's an exception. Right now business men are jockeying for position in the postwar world. Sears, Roebuck has to be in there selling shirt-for-shirt with Ward's or lose competitive standing.

So retailers prod wholesalers, wholesalers prod manufacturers, and manufacturers prod suppliers for deliveries. The inventory drive is on. And the pressure has now been increased by the sharp jump in wholesale commodity prices. The end of OPA—and the subsequent political maneuvering in the Senate—accelerated a process that had been going on.

Bust in '47?

However, as the National Association of Purchasing Agents has observed, "there is little likelihood of an opportunity to build up inventories on basic commodities until well into 1947." Copper, lead, steel, for instance, are too short. As things stand, sellers are virtually forced to ration buyers. The inference is that 1947 will be to World War II what 1920 was to World War I—the slide year. But the same church-steeple rise and fall may not recur. Retail buyers are already wary of high prices and low quality. And the more often householders say, "I guess I'll wait," the less severe will the boom-bust sequence be. Indeed, a buyers' strike now, when most goods are scarce, can be a long-term economic blessing.

Today we talk about 1920-21 as if it was what counted. But we forget what 1920-21 led to. When wheat sold at $2.20 a bushel and

Atlanta Plant Producing 56,000 Bricks Per Day

By DOZIER CADE

A plant producing 56,000 concrete bricks and 9,600 concrete blocks daily is operating now in Atlanta.

These figures were given Saturday by Hugh C. Dobbins, president of Southern Concrete Products Company, which started production June 1.

Situated at 1108 Chattahoochee Avenue, N. W., near the Seaboard Air Line Railway Shop yards, the plant operates on two eight-hour shifts in trying to clear up backlog orders. All products are steam-cured and are tested periodically by one of Atlanta's recognized testing laboratories for strength and absorption, Mr. Dobbins said.

Development Plans

He also announced tentative plans for development of an industrial site on the 48 acres of land owned by his company adjacent to the concrete plant itself. Building rights already have been sold for a steel fabricating company, an aluminum finishing company, a candy manufacturing company and an air-conditioned candy warehouse, he said.

The property now is being leveled and graded prior to beginning construction of these plants. In selling other space for the development site, Mr. Dobbins said his company would sell the land outright or else build to suit the tenant and give long-term leases.

The industrial area will be served by the Seaboard Air Line Railway by a lead track, to be kept clear at all times, from which individual spur tracks will run to each individual plant. Each company site also will face a paved road, Mr. Dobbins stated. E. L. Setzer, assistant freight traffic manager of Seaboard, is in charge of helping develop the project for his railway company.

Further Asset

As a further asset to his project, Mr. Dobbins disclosed that a new overpass bridge will be built soon by the Federal Government on Chattahoochee Avenue over the Seaboard tracks near the development site. The bridge, termed a grade elimination project, will cost approximately $250,000.

Officials of the Southern Concrete Products Company are President Dobbins, former Georgia general manager for the National Life Insurance Company of Vermont; D. O. Myatt, vice president and general sales manager, for 25 years with General Motors Corporation in managerial and dealership capacities; Fred W. Lang, secretary-treasurer, former director of the public utility tax unit of Georgia and former deputy collector of federal internal revenue; and E. Speer Mabry, director of plant operations, who supervised construction of the plant.

Atlanta Bank Clearings

Total Saturday	$ 29,800,000
Corresponding day last year	29,900,000
Decrease	$ 100,000
Total for week	173,300,000
Corresponding week last year	162,100,000
Increase	$ 11,200,000

Reclamation projects scheduled for Colorado in the next few years will swell the state's population by approximately 132,000 persons, according to E. B. Debler, regional director of the Reclamation Bureau.

LOCAL STOCKS

Our prices and quotations will be given on the telephone or mail upon request.

JOHNSON LANE SPACE & CO.

Hagood Clarke, Vice Pres.

718 C. & S. Bldg. WA. 4278

A COMPLETE SERVICE

for the buying or selling of established businesses in the wholesale, manufacturing, retail or jobbing fields.

BUSINESS INVESTMENTS, INC.

Counselors and Agents

231 Healey Bldg. WA. 3697

office supplies

IVAN ALLEN

printing lithographing

AJC July 14, 1946 Page 9-D

SAVINGS

Condens

ASSETS

First Mortgage Loans . . . . .
Loans Secured by Accounts . . . .
Federal Home Loan Bank Stock . . .
United States Government Securities .
Office Building, Furniture and Fixtures .
Miscellaneous Assets . . . . . .
Cash on Hand and In Banks . . . . .

11/30/2004 17:28 4046142701 STACKS INFO SERVICES PAGE 02



SEDAN—Here is one of the first to be released to r, the brand-new Chrysler four-door six-passenger on a standard "Windsor" chassis, are of white ash, metal. It has an all-steel top.

Business

KE GEORGIA GREATER

eological Research d After Survey

Coal, Iron, Forests, Mineral Reserves een as Basis for Increased Industry

y JOUETT DAVENPORT

"sound program of basic geologic research" is among improvements recommended for northwest Georgia w report, "Economic Study of the Rome Area," which st been released by the State Experiment Station of orgia School of Technology.

eport, which contains 175 f detailed analysis of the the sixth in a series of studies proposed by the al research staff of the ent station on various eco- Georgia.

hree major things which lume—and the other re- was prepared to describe the available economic s of the area, both natu- human; (2) the economic e which exist in the area, the existing economic op- ion which are capable of mer profitable in- ent station en- ts r , the Rome re- t the seventh study in the "The Northwest Georgia conomic Study," covering ding in that area, already e to the printer.

Counties In Area

Rome area," as defined in ort, contains six counties, northwest Georgia and one bama. The Georgia coun- luded are Bartow, Chat- Floyd, Gordon and Polk, Alabama county is the Cherokee.

area containing 1,010,880 f land. Of this, 881,280 re in Georgia and 129,600 Alabama. Total population area in 1940 was 198,790; population is estimated at the report said.

ermine mineral reserves, ort said the area contains rable iron deposits, and found in adjoining Walker

It was asserted that the a answer" would be the re- hment of a blast furnace there to utilize there de- but this answer cannot be or disproved now, because ck of scientific knowledge what the iron reserves lo, or the extent of the serves.

is in this connection that gram of geologic research vocated.

mber of other minerals, in- limestone, clays, gravel, ters are present in signifi- ntities in the area.

review of housing needs in a, the report said estimated requirements there call construction of between and 7,000 dwelling units the first three postwar

Income Rises

ne for the area, which is the leading industrial sec- the state, rose from $49,- in 1939 to $118,402,000 in n increase of 139 per cent. the same period, retail ale from $20,282,000 to $49,- an increase of 82 per cent. g with the increase in mon- wealth, th ase experienced in labor force. ort i Due to the dustri the area to days greater diver- skills than most areas in Georgia, and additions to ale stock of skills occurred the workers received fur- training while working in war plants here and in other states.

"Many returning from the armed services also have acquired new and higher skills which will add to the productivity of the area," it was asserted.

In connection with agriculture the report said: "As a whole, the Rome area appears to occupy a middle position in terms of farm prosperity. There are less large farms are above 70 acres in size, is generally regarded as desirable although slightly over half of all farms are above 70 acres in size, and not quite half the farms have incomes of $600 and above."

The study added that production of livestock is well suited to the Rome area, as it has good pastures, and "there are excellent possibilities for future expansion of pasturelands." It was declared also that the production of livestock "could well be expanded."

Rich In Forests

Pointing out that forest trees are one of "the obvious natural resources of the Rome area," the report said slightly more than half of all the land area of the six counties is in forests, and the area has a somewhat higher proportion of hardwoods than Georgia as a whole.

It is suggested that the processing of timber, the production of pulpwood, are means through which the forest resources may contribute to the economic growth of the area.

Emphasizing the importance of this report and the others, the experiment station said, "The prosperity of Georgia is simply the sum of the various local 'prosperities' which exist in the several sections of the state," and the reports should be regarded as a source of information and ideas for development in any part of Georgia or in the state as a whole.

Dr. Gerald A. Rosselot is director of the experiment station, and Joseph B. Hosmer is industrial economist and editor of the reports.

OPA-Free Cotton Rises During Week

WASHINGTON, July 13.—(AP)—Freed of price controls, spot cotton prices advanced almost 3 cents a pound this week, the Agriculture Department reported.

The prices for middling 15-16-inch cotton averaged 29.90 cents a pound in 10 spot markets on Thursday compared with 29 cents on Wednesday of last week and 32.78 a year ago.

The department said this advance brought the in-market average to the highest level since the 1923-24 season and about 9 cents above the parity price for cotton.

The major market factor for the week was a Government crop report indicating only 18,810,000 acres of cotton were in cultivation on July 1. Although this acreage was 3.36 per cent larger than last season, it was more than 1,000,000 acres smaller than was generally expected.

The department said the production on this acreage would be about 9,300,000 running bales of last year's yield per acre.

Sales of New Issues Likely to Set Record

Demand for Funds in Next 6 Months To Strain Market, Dealers Predict

By WILLIAM D. HORGAN

NEW YORK, July 13.—(AP)—Sales of new securities in the last half of this year will top the 10-year high established in the first half of 1946, according to present signs and portents.

More than $3,000,000,000 of stocks and bonds reached the market from January through June. Stocks alone totalling $800,000,000, represented a new high since 1929.

Many security dealers predict that demand for new funds in the balance of 1946 will be large enough to strain marketing facilities.

They point to the fact that about 130 firms now have in registration with the Securities and Exchange Commission plans to sell stocks and bonds to the public.

Another 100 or so concerns have indicated they intend to sell securities either to provide money for new productive capacity and expansion or to refinance existing obligations.

Tel. To6 Bellwether

Leading the financial parade is the giant American Telephone and Telegraph Company. The company proposes to sell $125,000,000 of debentures to help finance a $2,000,000,000 postwar construction program. The issue, when it comes to market, will be the largest utility request for new money since the end of the war.

Second place in the parade is reserved for another gargantuan Consolidated Edison Company, of New York, which is planning a total of $280,000,000.

A substantial majority of forthcoming securities will take their first plunge into the nation's financial currents in the over-the-counter market.

Securities of companies seeking funds from the investing public for the first time, or concerns whose financial record is up for initial public scrutiny are among those whose stocks and bonds will be censored in the over-the-counter market.

Big Mart Candidates

Many, after serving their apprenticeship in the outside market, will become candidates for listing and trading privileges on one of the national exchanges in New York, Chicago, San Francisco, Detroit, Boston, or elsewhere.

The vast scope of the over-the-counter market, and its intricate buying and selling mechanism, are mysteries to many investors. The operations, though, are as essential to feeding an insatiable corporate appetite for new money as are the organized exchanges.

Exact size of the sprawling market, held together by a constantly-crossed wire network, is impossible to measure. One gauge is the daily quotation list of the national quotation bureau which often lists more than 5,000 securities. Estimates of the total number of securities traded over-the-counter run to 30,000 different issues. Only about 3,000 issues are listed on all domestic organized stock exchanges.

Key men in the over-the-counter market is the individual trader. His tools are the telephone, telegraph and teletype.

HOUSEWARES SHOW OPENS HERE MONDAY

The Southeastern Housewares Show, which is expected to attract between 1,500 and 1,800 buyers from all over the region, will open Monday at 9 a. m. in the Municipal Auditorium.

Sponsored by the Southeastern Housewares' Buyers and Manufacturers' Club, the show will feature the latest and most attractive of new postwar lines in housewares.

The show, which will continue through Thursday, will be open on each of the four days from 9 a. m. to 6 p. m. A highlight of the program will be a banquet given by the club at Cattemore Wednesday evening.

Atlanta Plant Producing 56,000 Bricks Per Day

By DOZIER CADE

A plant producing 30,000 concrete bricks and 7,000 concrete blocks daily is operating now in Atlanta.

These figures were given Saturday by Hugh C. Dobbins, president of Southern Concrete Products Company, which started production June 1.

Situated at 1500 Chattahoochee Avenue, N. W., near the Seaboard Air Line Railway Shop yards, the plant operates on two eight-hour shifts in trying to clear up backlog orders. All products are steam-cured and are tested periodically by one of Atlanta's recognized testing laboratories for strength and absorption, Mr. Dobbins said.

Development Plans

He also announced tentative plans for development of an industrial site on the 40 acres of land owned by his company adjacent to the concrete plant itself. Building rights already have been sold for a steel fabricating company, an aluminum finishing company, a candy manufacturing company and an air-conditioned candy warehouse, he said.

The property now is being leveled and graded prior to beginning construction of these plants. In selling other space for development site, Mr. Dobbins said his company would sell the land outright or also build to suit the tenant and give long-term leases.

The industrial area will be served by the Seaboard Air Line Railway by a lead track to be kept clear at all times, from which individual spur tracks will run to each individual plant. Each company site also will face a paved road, Mr. Dobbins stated. E. L. Setzer, assistant freight traffic manager of Seaboard, is in charge of helping develop the project for his railway company.

Further Area

As a further asset to his project, Mr. Dobbins disclosed that a new overpass bridge will be built soon by the Federal Government on Chattahoochee Avenue over the Seaboard tracks near the development site. The bridge, termed a grade elimination project, will cost approximately $250,000.

Officials of the Southern Concrete Products Company are President Dobbins, former Georgia general manager for the National Life Insurance Company of Vermont; D. O. Myatt, vice president and general sales manager, for 25 years with General Motors Corporation in managerial and dealership capacities; Fred W. Long, secretary-treasurer, former director of the public utility tax unit of Georgia and former deputy collector of federal internal revenue; and E. Speer Mabry, director of plant operations, who supervised construction of the plant.

Atlanta Bank Clearings

Total Saturday	$ 20,000,000
Corresponding day last year	19,988,000
Decrease	$ 190,000
Total for week	113,300,000
Corresponding week last year	107,100,000
Increase	$ 11,200,000

Reclamation projects scheduled for Colorado in the next few years will swell the state's population by approximately 132,000 persons, according to E. B. Dobler, regional director of the Reclamation Bureau.

A COMPLETE SERVICE

for the buying or selling of established businesses in the wholesale, manufacturing, retail or jobbing fields.

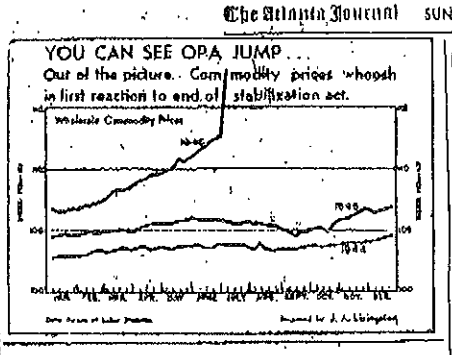

BUSINESS OUTLOOK

By J. A. LIVINGSTON

The rise in prices became official last week. The Bureau of Labor Statistics reported its weekly wholesale price index up 4½ points. That's some going for an index comprising more than 900 different items, ranging from antimony and superphosphates through No. 3 hard winter wheat, pickled herring, gully and nurses' white shoes. But this time the index jumped off the chart. That's how prices responded to the demise of OPA.

Yet the news isn't that prices have gone up—everybody who shops for butter or milk knows that; it's that consumers are becoming increasingly aware of the high cost of living. Talk of an organized buyers' strike is increasing. And the United Auto Workers' Union threatens to reopen its Chrysler contract. The aftermath of World War II increasingly takes on the ear-marks of the boom-bust-recovery aftermath of World War I.

1919-1920 Parallel

Then, as now, manufacturers, wholesalers and retailers could not buy their hands on enough goods. Orders were duplicated, triplicated and quadruplicated on Main Street as well as on Broad Street. What made this doubly necessary last time was the nation's run-down transportation system. Businessmen dispersed their orders geographically, hoping the Southern Railroad might have cars even if the Pennsy didn't, or vice versa. Yet once the cars started rolling smoothly, goods were delivered, inventories piled up, orders were canceled, production dropped, and prices fell.

Today, however, the railroads are more efficient than ever. The danger of a canceled pile-up of inventory due to a transportation crisis is remote.

Even on history can repeat. It has already repeated in small, off-brand radios, now a glut on the market. But that's an exception. Right now business men are jockeying for position in the postwar world. Sears, Roebuck has to be in there selling shirts-for-shirt with Ward's or lose competitive standing.

So retailers prod wholesalers, wholesalers prod manufacturers, and manufacturers prod suppliers for deliveries. The inventory drive is on. And the pressure has now been increased by the sharp jump in wholesale commodity prices. The end of OPA—and the subsequent political maneuvering in the Senate—accelerated a process that had been going on.

Dual in '47?

However, as the National Association of Purchasing Agents has observed, "there is little likelihood of an opportunity to build up inventories on basic commodities until well into 1947." Copper, lead, steel, for instance, are the short. As things stand, sellers are virtually forced to ration buyers. The inference is that 1947 will be to World War II what 1920 was to World War I—the slide year. But the same checks-stoppin rise and fall may not occur. Build buyers are already wary of high prices and low quality. And the more often housekeepers say, "I guess I'll wait," the less severe will the boom-bust sequence be. Indeed, a buyers' strike now, when most goods are scarce, can be a long-term economic blessing.

Today we talk about 1928-31 as if it was what counted. But we forget what 1928-31 led to. When wheat sold at $2.30 a bushel and cattle at $20 a hundredweight, farmers got rich, long term land sold as high as $400 an acre, and mortgages were written on those high values. Urban real estate prices likewise soared. And homes, industrial plants, and railroads were capitalized on the basis of a new and unprecedented price level. That was the New Era—the brave new world.

Then came the stock market crash, the sudden cessation of the golden glow and the painful readjustment of the Thirties. It took the closing of the nation's banks, the devaluation of the dollar, and a war to pull the country out from under the debt structure contracted immediately after the last war. The 'twenties fathered the 'thirties. The question now is, What will the 'forties bring?

Prices—Out of This World

A continued boom in prices conceivably might lead to another era of debt and over-capitalization of industry. Already the common stock outpourings of new firms are beginning to saturate Wall Street. But what seems even more likely is a new development—an insupportable and uneven wage structure.

Already the U. S. wage is the highest in the world. Already, some unions are threatening strikes for another round of wage increases if OPA goes into the archives. And certainly demands for higher wages—as union leaders compete with one another for leadership in the labor movement—are likely with or without a rise in the cost of living.

The net effect may be that the United States, which today is building an economy on a big export trade, which long is the world's only great seller of steel, clothing and machinery, may unfavorably price itself out of the world and the domestic market.

That won't come today, or tomorrow. We may not even see it come clearly; it may steal up on us. But eventually the first sign of an over-priced economy—an economy out of this world—may be the falling off of exports. It's worth watching. And it's worth a longer story.

Georgia Trust Co. Promotes Doster

B. McDonald Doster, 1414 Boulevard Lorraine, S. W., has been promoted to assistant treasurer of the Trust Company of Georgia, bank officials announced Saturday.

Mr. Doster, formerly manager of the bank's tax division in the trust department, has been with the company 20 years.

A native of Carrollton, he studied at the Woodrow Wilson Law School, Atlanta. He is also a graduate of the Fourth District A. & M. School, Carrollton.

Naval Stores

JACKSONVILLE, Fla., July 13.—(AP)—Turpentine receipts and shipments market today, Receipts, 221 shipments, 191 market ste.

DO YOUR MONEY SAVINGS EQUAL ONE YEAR'S WAGES?

Remember 1932?

Then the average family had only about 2 months' wages in reserve.

The Table Below Shows How Savings Grew With Semi-Annual Compounding Dividends.

When $5 Is Invested Each Month for	The Total Amount Paid In Will Be	1%	2%
		Total accumulation is	
5 years	$ 300	$ 318.00	$ 336.00
10 years	600	674.00	757.00
15 years	900	1,080.00	1,297.00
20 years	1,200	1,540.00	1,977.00
25 years	1,500	2,054.00	2,814.00

Note—Dividends are based on estimate and are paid semi-annually on January 31st and July 31st. Rate will be increased only when warranted by earnings. Savings of $5 may be withdrawn on demand. Call, write or phone for further information. Phone Cain 7 Write

STANDARD FEDERAL SAVINGS AND LOAN ASSOCIATION

J. L. D. DAVIS
Secretary and Attorney
30 Broad St., S.W. MA. 4612

Profits in Today's Stock Market

FREE Booklet tells amazing story of tested methods.

Send today for free copy of a new booklet telling what options are, how they work, and how a dollar can grow into many times its value in a few months. If you know what to buy and when, such gains are within reach of many small market profits.

The annotated INDEX indicates issues showing good continuity. It has also helpful charts showing how the other fellow traded.

If you send AT ONCE you will receive this booklet FREE. We will also send a copy of our Investors' Bulletin. Use your name and address coupon or write us. Supply limited. Send now.

STEPHEN GARGILIS & CO.
39 Hunnewell Ave., Boston 16, Mass.

ACCOUNTS INSURED UP TO $5,000

SEMI-ANNUAL DIVIDEND
PAID JULY 1ST AT RATE OF 3% PER ANNUM

LEGAL FOR TRUST FUNDS
NEW-DOWNTOWN ACCOUNTS WELCOMED

CHAS. V. MINOR, Vice Pres.-Sec'y

HOME BUILDING & LOAN ASSOCIATION
32 Forsyth St., N. W. MA. 0935, Atlanta, Ga.

CONTRACTORS! MANUFACTURERS!

ROOFING & SIDING

NEW MATERIAL — PROMPT DELIVERY

CORRUGATED ALUMINUM SHEETS
Carload Lots Only.

ALL .027 GAUGE

CORRUGATIONS: 11-4x1-4, or, 21-2x7-16

SIZES AS FOLLOWS:	
WIDTH	LENGTHS (In Feet)
24"	8 to 12
26"	8 to 12
30"	8 to 12
36"	8 to 12

WIRE—PHONE—WRITE

Many other items aluminum sheets, tubing, rods, also brass and aluminum steel rods available

MID-AMERICA NON FERROUS METAL COMPANY
631 South Michigan Avenue, Chicago 5, Illinois
Telephone: HARrison 1842

FIRST FEDERAL
SAVINGS AND LOAN ASSOCIATION
OF ATLANTA

Condensed Statement of Condition
as of
July 1, 1946

LANTA

APPENDIX B

WARRANTY DEED AND TAX PLAT FOR THE QUALIFYING PROPERTY

PARID: 17 0187 LL0596
SOUTHERN METAL FINISHNG CO INC **1575 HUBER ST NW**

Parcel

Parcel ID	17 -0187- LL-059-6
Address	1575 HUBER ST
City	ATL
Neighborhood	C404
Class	I3
Land Use Code	398-Warehouse (bulk)
Acres	.9504
Utilities	1-ALL PUBLIC/-/-
Tax District	05
Tax Year	2010

Owner(s)

Owner Name	SOUTHERN METAL FINISHNG CO INC
Owner Name 2	

Disclaimer

Fulton County makes no representations or warranties as to the suitability of this information for any particular purpose, and that to the extent you use or implement this information in your own setting, you do so at your own risk. The information provided herewith is solely for personal use and cannot be sold. In no event will Fulton County be held liable for any damages whatsoever, whether direct, consequential, incidental, special, or claim for attorney fees, arising out of the use of or inability to use the information provided herewith. There is no warranty of merchantability or fitness for any purpose. This information may change or be deleted without notice.

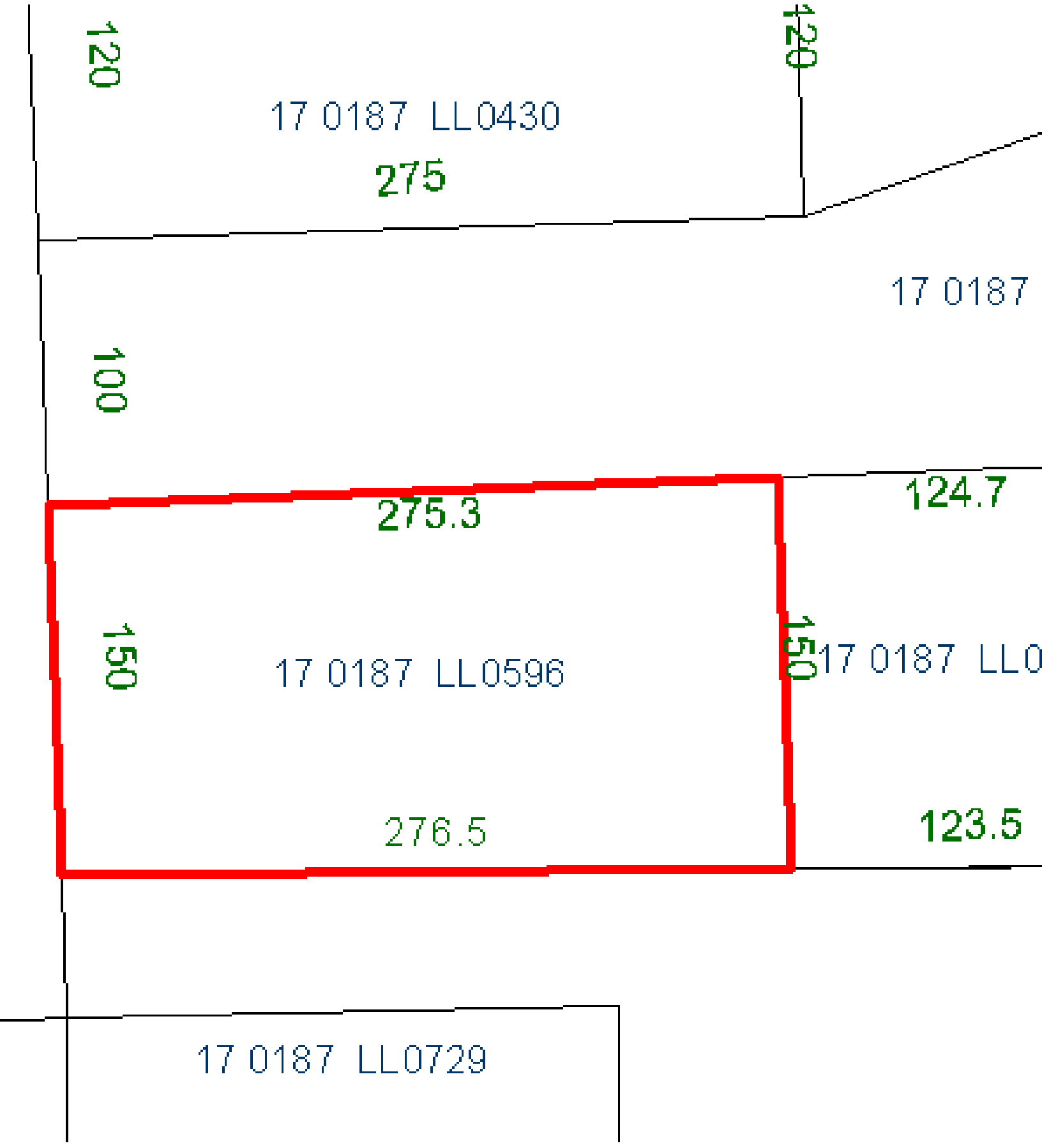
120
120
17 0187 LL0430
275
17 0187
100
275.3
124.7
150
150
17 0187 LL0596
17 0187 LL0
276.5
123.5
17 0187 LL0729

Title No. 209,544-A RFE/nwh

1951417

Lawyers Title Insurance Corporation

ATLANTA BRANCH OFFICE

GEORGIA STATE OFFICE
TITLE BUILDING
ATLANTA 3, GEORGIA

WARRANTY DEED

STATE OF **GEORGIA,** COUNTY OF **FULTON.**

THIS INDENTURE, Made the **13th** day of **July**, in the year one thousand nine hundred **sixty-five**, between

WAREHOUSES, INC.

of the County of **Fulton**, and State of Georgia, as party or parties of the first part, hereinafter called Grantor, and

MARVIN R. McCLATCHEY

as party or parties of the second part, hereinafter called Grantee (the words "Grantor" and "Grantee" to include their respective heirs, successors and assigns where the context requires or permits).

WITNESSETH that: Grantor, for and in consideration of the sum of **TEN DOLLARS AND OTHER VALUABLE CONSIDERATIONS----------($10.00)** DOLLARS in hand paid at and before the sealing and delivery of these presents, the receipt whereof is hereby acknowledged, has granted, bargained, sold, aliened, conveyed and confirmed, and by these presents does grant, bargain, sell, alien, convey and confirm unto the said Grantee,

ALL THAT TRACT OR PARCEL OF LAND lying and being in Land Lot 187 of the 17th District of Fulton County, Georgia, and being more particularly described as follows:

BEGINNING at an iron pin on the east side of Huber Street 911.4 feet south, as measured along the east side of Huber Street, from the southeast corner of Huber Street and Old Chattahoochee Avenue; thence east along a line which forms an interior angle of 90 degrees with the east side of Huber Street, 275.3 feet to an iron pin; thence south along a line which forms an interior angle of 90 degrees 27 minutes with the line last run, 150 feet to an iron pin; thence west along a line which forms an interior angle of 89 degrees 33 minutes with the line last run, 276.5 feet to an iron pin on the east side of Huber Street; thence north along the east side of Huber Street which forms an interior angle of 90 degrees with the line last run, 150 feet to the iron pin at the point of beginning, as shown by plat of survey for M. R. McClatchey, xxxx, by H. V. Fitzpatrick, C. E., dated July, 1965, being improved property known as 1575 Huber Street, according to the present system of numbering buildings in the City of Atlanta.

FILED
FULTON CO. GA.
JUL 13 4 02 PM '65

RECORDED
FULTON CO. GA.
JUL 16 '65

CLERK, SUPERIOR COURT

CLERK, SUPERIOR COURT

TO HAVE AND TO HOLD the said tract or parcel of land, with all and singular the rights, members and appurtenances thereof, to the same being, belonging, or in anywise appertaining, to the only proper use, benefit and behoof of the said Grantee forever in FEE SIMPLE.

AND THE SAID Grantor will warrant and forever defend the right and title to the above described property unto the said Grantee against the claims of all persons whomsoever.

IN WITNESS WHEREOF, the Grantor has signed and sealed this deed, the day and year above written.

Signed, sealed and delivered in presence of:

(Unofficial Witness)

(Notary Public)

Notary Public, Georgia, State at Large
My Commission Expires Jan. 25, 1966

N.P. SEAL

CORP. SEAL

WAREHOUSES, INC. (Seal)

BY: (Seal)

PRESIDENT (Seal)

BOOK 4446 PAGE 63

WARRANTY DEED

FROM

WAREHOUSES, INC.

TO

MARVIN R. McCLATCHEY

GEORGIA, Fulton County.

Clerk's Office, Superior Court

Filed for Record 13 day

of July 1965,

at 4:02 P. M., and Recorded in Deed

Book 4446 Folio 63

July 16, 1965.

Clerk.

Lawyers Title
Insurance Corporation

ATLANTA BRANCH OFFICE

TITLE BUILDING

ATLANTA, GEORGIA

WARRANTY DEED—Form 36 MILLER'S BOOK & OFFICE SUPPLY CO., ATLANTA

STANDARD WARRANTY DEED

STATE OF GEORGIA,

Fulton County

THIS INDENTURE, made this 15th day of May

in the year of our Lord One Thousand Nine Hundred and Sixty-seven

Between MARVIN R. McCLATCHEY

of the State of Georgia and County of Fulton of the first part

and SOUTHERN METAL FINISHING COMPANY, INC.

of the State of Georgia and County of Fulton of the second part.

WITNESSETH: That the said party of the first part, for and in consideration of the sum of Ten Dollars ($10.00) and other good and valuable consideration DOLLARS in hand paid at and before the sealing and delivery of these presents, the receipt whereof is hereby acknowledged, has granted, bargained, sold and conveyed and by these presents do grant, bargain, sell and convey unto the said party of the second part, its successors heirs and assigns, all that tract and parcel of land those tracts and parcels lying and being more particularly described as follows:

Tract #1:

All that tract or parcel of land lying and being in the City of Atlanta, Georgia, in Land Lot 187 of the 17th District of Fulton County, Georgia, and more particularly described as follows:

BEGINNING at a point on the northern side of the right of way of the main Spur Track of the Seaboard Airline Railroad Company, 276.5 feet easterly, as measured along the northern side of the right of way of said spur track, from the intersection of the northern side of said right of way and the eastern side of Huber Street, formerly Myatt Street; running thence easterly along the northern side of said right of way of said spur track, 123.5 feet to a point at the southwesterly corner of the property, now or formerly owned by The Glidden Company, a corporation; running thence northerly along the westerly line of said Glidden Company property, 150 feet to the southerly line of the property conveyed by Hugh C. Dobbins to M. R. McClatchey, Jr. by deed dated July 11, 1946, recorded in Deed Book 2143, page 241, Fulton County Records; running thence westerly along the southerly line of said McClatchey, Jr. property, 124.7 feet to a point that is 275.3 feet easterly as measured along said line extended westerly to the eastern side of Huber Street, from the eastern side of Huber Street, said line extended westerly intersects the eastern line of Huber Street at a point 911.4 feet southerly as measured along the eastern side of Huber Street, from the intersection of the eastern side of Huber Street, and the southern side of Old Chattahoochee Avenue; running thence southerly 150 feet to the point of beginning as more particularly shown on the plat for "M. R. McClatchey, Jr." by H. V. Fitzpatrick, C. E., dated May, 1962.

Tract #2:

All that tract or parcel of land lying and being in Land Lot 187 of the 17th District of Fulton County, Georgia, and more particularly described as follows:

BEGINNING at an iron pin on the east side of Huber Street 911.4 feet south, as measured along the east side of Huber Street, from the southeast corner of Huber Street and Old Chattahoochee Avenue; thence east along a line which forms an interior angle of 90 degrees with the east side of Huber Street, 275.3 feet to an iron pin; thence south along a line which forms an interior angle of 90 degrees 27 minutes with the line last run, 150 feet to an iron pin; thence west along a line which forms an interior angle of 89 degrees 33 minutes with the line last run, 276.5 feet to an iron pin on the east side of Huber Street; thence north along the east side of Huber Street which forms an interior angle of 90 degrees with the line last run, 150 feet to the iron pin at the point of beginning, as shown by plat of survey for M. R. McClatchey, by H. V. Fitzpatrick, C. E., dated July, 1965, being improved property known as 1575 Huber Street, according to the present system of numbering buildings in the City of Atlanta.

TO HAVE AND TO HOLD the said bargained premises, together with all and singular the rights, members and appurtenances thereof, to the same being, belonging or in any wise appertaining, to the only proper use, benefit and behoof of the said party of the second part, its successors heirs and assigns forever, IN FEE SIMPLE.

And the said party of the first part, for its heirs, executors and administrators will warrant and forever defend the right and title to the above described property unto the said party of the second part, its successors heirs and assigns, against the lawful claims of all persons whomsoever.

IN WITNESS WHEREOF, That the said party of the first part has hereunto set his hand and affixed his seal, the day and year above written.

Signed, sealed and delivered in the presence of

Elizabeth A. Cathcart
Judith A. Hilton
Notary Public

Marvin R. McClatchey (Seal)
Marvin R. McClatchey (Seal)
(Seal)
(Seal)
(Seal)

WARRANTY DEED

FROM

MARVIN R. McCLATCHEY

TO

SOUTHERN METAL FINISHING COMPANY, INC.

GEORGIA, Fulton County.
Clerk's Office Superior Court

Filed for Record at o'clock M.
, 19

Recorded Book Folio
19

Clerk

STANDARD WARRANTY DEED
MILLER'S BOOK & OFFICE SUPPLY CO., ATLANTA

APPENDIX C

APPLICABLE TABLES & FIGURES FROM PREVIOUSLY SUBMITTED CSR SUMMARIZING SOIL ANALYTICAL DATA FINDINGS

SOUTHERN METAL FINISHING COMPANY
ATLANTA, FULTON COUNTY, GEORGIA

TABLE 1
Summary of 2001 Soil and Sediment Analytical Results

Sample Location	Depth (feet)	Sample ID	Date	PCE (ug/kg)	TCE (ug/kg)
DPT-2	7	**DPT SS 25**	3/15/01	<4.0	<4.0
	11.5	**DPT SS 26**	3/15/01	<3.3	<3.3
DPT-3	5	**DPTSS-3**	3/13/01	<4.0	<4.0
	13	**DPTSS-4**	3/13/01	<3.1	<3.1
DPT-4	5	**DPTSS-6**	3/13/01	<3.6	<3.6
	13	**DPTSS-5**	3/13/01	4.7	<3.3
DPT-5	5	**DPTSS-7**	3/13/01	75	11
	13	**DPTSS-8**	3/13/01	110	12
DPT-6	5	**DPTSS 9**	3/14/01	18	<3.0
	14	**DPTSS 10**	3/14/01	50	6.9
DPT-7	11	**DPTSS 11**	3/14/01	<3.0	<3.0
	15.5	**DPTSS 12**	3/14/01	20	9.6
DPT-8	12	**DPTSS 15**	3/14/01	4.9	<3.3
	14.5	**DPTSS 16**	3/14/01	6.9	<2.8
DPT-9	8	**DPTSS 13**	3/14/01	<3.2	<3.2
	14	**DPTSS 14**	3/14/01	<3.2	<3.2
DPT-10	5	**DPTSS 17**	3/14/01	<3.4	<3.4
	14.5	**DPTSS 18**	3/14/01	<3.1	<3.1
DPT-11	8	**DPT SS 19**	3/15/01	<3.3	<3.3
	14	**DPT SS 20**	3/15/01	<2.8	<2.8
DPT-12	8	**DPT SS 21**	3/15/01	<3.3	<3.3
	14	**DPT SS 22**	3/15/01	<3.0	<3.0
DPT-15	3.5	**DPT SS 23**	3/15/01	<3.7	<3.7
	15.5	**DPT SS 24**	3/15/01	<2.7	<2.7
Manhole A-2 Sludge*	NA	**A-2**	3/16/01	<5.0	<5.0
Manhole A-3 Sludge	NA	**A-3**	3/16/01	<3.4	<3.4

Notes:

* = Sample A-2 reported in mg/L.

Table based upon S&ME Interm Status Report, December 2002 (Revised August 2004)

SOUTHERN METAL FINISHING COMPANY
ATLANTA, FULTON COUNTY, GEORGIA

TABLE 2
Summary of 2002 Southern Metals Soil Gas Analytical Results

Sample ID	Date Collected	PCE (ng)	TCE (ng)	Benzene (ng)	Toluene (ng)	Ethylbenzene (ng)	Total Xylene (ng)	α-pinene (ng)*	p-isopropyltoluene (ng)	Chloroform (ng)	cis-1,2-DCE (ng)	trans-1,2-DCE (ng)
A-1	3/22/02	1,490	300	<50.0	<50.0	<50.0	42.8J	ND	<50.0	<50.0	<50.0	<50.0
A-3	3/21/02	<50.0	<50.0	<50.0	<50.0	<50.0	<100.0	15.3	<50.0	<50.0	<50.0	<50.0
A-4	3/21/02	<50.0	<50.0	<50.0	<50.0	<50.0	<100.0	15.0	<50.0	<50.0	<50.0	<50.0
A-5	3/21/02	<50.0	<50.0	<50.0	<50.0	<50.0	<100.0	1,970	<50.0	<50.0	<50.0	<50.0
A-6	3/21/02	748	151	<50.0	727	122	340	79.7	238	<50.0	<50.0	<50.0
A-7	3/21/02	82.2	116	<50.0	<50.0	<50.0	<100.0	797	<50.0	<50.0	<50.0	<50.0
A-8	3/21/02	<50.0	64.2	<50.0	<50.0	<50.0	<100.0	188	<50.0	<50.0	<50.0	<50.0
A-9	3/21/02	<50.0	<50.0	<50.0	<50.0	<50.0	<100.0	ND	<50.0	<50.0	<50.0	<50.0
A-11	3/21/02	<50.0	<50.0	<50.0	<50.0	<50.0	<100.0	ND	<50.0	<50.0	<50.0	<50.0
A-12	3/21/02	<50.0	<50.0	<50.0	<50.0	<50.0	199	ND	<50.0	<50.0	<50.0	<50.0
A-14	3/21/02	<50.0	<50.0	<50.0	<50.0	<50.0	<100.0	ND	<50.0	<50.0	<50.0	<50.0
A-15	3/21/02	<50.0	<50.0	<50.0	<50.0	<50.0	220	ND	<50.0	<50.0	<50.0	<50.0
B-1	3/21/02	<50.0	<50.0	<50.0	<50.0	<50.0	<100.0	ND	<50.0	<50.0	<50.0	<50.0
B-2	3/21/02	<50.0	<50.0	<50.0	<50.0	<50.0	<100.0	ND	<50.0	<50.0	<50.0	<50.0
B-3	3/21/02	20.5J	<50.0	<50.0	<50.0	<50.0	<100.0	ND	<50.0	<50.0	<50.0	<50.0
B-4	3/21/02	<50.0	<50.0	<50.0	<50.0	<50.0	<100.0	ND	<50.0	<50.0	<50.0	<50.0
B-5	3/21/02	<50.0	<50.0	<50.0	<50.0	<50.0	186	ND	97.2	<50.0	<50.0	<50.0
B-6	3/21/02	74.0	<50.0	<50.0	<50.0	<50.0	<100.0	ND	<50.0	<50.0	<50.0	<50.0
B-7	3/21/02	<50.0	<50.0	<50.0	<50.0	<50.0	<100.0	ND	<50.0	<50.0	<50.0	<50.0
B-8	3/21/02	<50.0	<50.0	<50.0	<50.0	<50.0	<100.0	ND	<50.0	<50.0	<50.0	<50.0
B-9	3/21/02	<50.0	<50.0	<50.0	<50.0	<50.0	<100.0	ND	<50.0	<50.0	<50.0	<50.0
B-10	3/21/02	<50.0	<50.0	<50.0	<50.0	<50.0	<100.0	ND	<50.0	<50.0	<50.0	<50.0
C-1	3/21/02	<50.0	<50.0	<50.0	<50.0	<50.0	<100.0	ND	<50.0	<50.0	<50.0	<50.0
C-2	3/21/02	<50.0	<50.0	<50.0	<50.0	<50.0	<100.0	ND	<50.0	<50.0	<50.0	<50.0
C-3	3/21/02	<50.0	<50.0	<50.0	<50.0	<50.0	<100.0	ND	<50.0	<50.0	<50.0	<50.0
C-4	3/21/02	410	692	<50.0	<50.0	<50.0	<100.0	ND	<50.0	<50.0	<50.0	<50.0
C-5	3/22/02	124	306	<50.0	<50.0	<50.0	<100.0	ND	<50.0	<50.0	<50.0	<50.0
C-6	3/21/02	741	726	<50.0	<50.0	<50.0	<100.0	ND	<50.0	<50.0	<50.0	<50.0
C-7	3/21/02	193	799	<50.0	<50.0	<50.0	<100.0	ND	<50.0	<50.0	<50.0	<50.0
C-8	3/21/02	546	1,013	<50.0	<50.0	<50.0	<100.0	ND	<50.0	<50.0	<50.0	<50.0
C-9	3/21/02	80.6	333	<50.0	<50.0	<50.0	<100.0	ND	<50.0	<50.0	<50.0	<50.0
C-11	3/21/02	6.1J	100	<50.0	<50.0	<50.0	<100.0	ND	<50.0	<50.0	<50.0	<50.0
C-12	3/21/02	<50.0	19.4J	<50.0	<50.0	<50.0	<100.0	ND	<50.0	<50.0	<50.0	<50.0

SOUTHERN METAL FINISHING COMPANY
ATLANTA, FULTON COUNTY, GEORGIA

TABLE 2
Summary of 2002 Southern Metals Soil Gas Analytical Results

Sample ID	Date Collected	PCE (ng)	TCE (ng)	Benzene (ng)	Toluene (ng)	Ethylbenzene (ng)	Total Xylene (ng)	α-pinene (ng)*	p-isopropyltoluene (ng)	Chloroform (ng)	cis-1,2-DCE (ng)	trans-1,2-DCE (ng)
C-13	3/21/02	<50.0	217	<50.0	106	<50.0	68.6J	ND	<50.0	<50.0	<50.0	<50.0
C.2-15	3/21/02	<50.0	40.3J	<50.0	20.6J	<50.0	41.8J	ND	<50.0	<50.0	<50.0	<50.0
D-1	3/21/02	<50.0	16.0J	<50.0	<50.0	<50.0	<100.0	ND	<50.0	<50.0	<50.0	<50.0
D-2	3/21/02	<50.0	<50.0	<50.0	<50.0	<50.0	<100.0	ND	<50.0	<50.0	<50.0	<50.0
D-3	3/21/02	<50.0	<50.0	<50.0	<50.0	<50.0	<100.0	ND	<50.0	<50.0	<50.0	<50.0
D-5	3/22/02	12,300E	3,030	<50.0	48.9J	25.5J	78.3J	ND	<50.0	<50.0	<50.0	<50.0
D-9	3/22/02	7,140E	1,200	<50.0	<50.0	<50.0	<100.0	ND	<50.0	<50.0	<50.0	<50.0
D-11	3/21/02	3,010	769	<50.0	<50.0	<50.0	<100.0	ND	<50.0	<50.0	<50.0	<50.0
D-12	3/21/02	512	186	<50.0	<50.0	<50.0	<100.0	ND	<50.0	<50.0	<50.0	<50.0
D-13	3/21/02	394	92.9	<50.0	<50.0	<50.0	<100.0	ND	<50.0	<50.0	<50.0	<50.0
E-1	3/21/02	20.5J	<50.0	<50.0	<50.0	<50.0	<100.0	ND	<50.0	<50.0	<50.0	<50.0
E-2	3/21/02	<50.0	<50.0	<50.0	<50.0	<50.0	47.0J	ND	<50.0	<50.0	<50.0	<50.0
E-3	3/21/02	8.9J	<50.0	<50.0	20.6J	<50.0	49.5J	ND	<50.0	21.9J	<50.0	<50.0
E-5	3/22/02	12,500E	1,510	<50.0	<50.0	<50.0	112	ND	<50.0	<50.0	<50.0	<50.0
E-7	3/22/02	8,940	311	<50.0	<50.0	<50.0	<100.0	ND	<50.0	<50.0	<50.0	<50.0
E-9	3/22/02	8,720	767	<50.0	62	36.7	109	ND	<50.0	<50.0	<50.0	<50.0
E-11	3/21/02	2,536	521	<50.0	<50.0	<50.0	<100.0	ND	<50.0	<50.0	<50.0	<50.0
E-13	3/21/02	534	122	<50.0	<50.0	<50.0	<100.0	ND	<50.0	<50.0	<50.0	<50.0
E-15	3/21/02	2,520	18.4J	<50.0	<50.0	<50.0	55.2J	ND	<50.0	<50.0	<50.0	<50.0
F-0.5	3/21/02	9.0J	<50.0	<50.0	<50.0	<50.0	32.6J	ND	<50.0	<50.0	<50.0	<50.0
F-2	3/21/02	7.8J	<50.0	<50.0	<50.0	<50.0	<100.0	ND	<50.0	<50.0	<50.0	<50.0
F-3	3/21/02	4.6J	<50.0	<50.0	<50.0	<50.0	<100.0	ND	<50.0	<50.0	<50.0	<50.0
G-1	3/22/02	1,510	56.4	<50.0	<50.0	<50.0	47.2J	ND	<50.0	<50.0	<50.0	<50.0
G-3	3/22/02	2,180	103	<50.0	<50.0	<50.0	67.3J	ND	<50.0	<50.0	690	10.3J
G-5	3/22/02	3,150	150	<50.0	<50.0	<50.0	57.0J	ND	<50.0	<50.0	<50.0	<50.0
G-7	3/22/02	12,400E	2,080	45.3J	30.9J	48.8J	170	ND	<50.0	<50.0	<50.0	<50.0
G-9	3/22/02	6,760	332	<50.0	70.3	44.1J	145	ND	<50.0	<50.0	<50.0	<50.0
G-11	3/22/02	2,820	318	<50.0	<50.0	28.5J	112	ND	<50.0	<50.0	<50.0	<50.0
G-12	3/22/02	1,010	127	<50.0	<50.0	31.0J	137	ND	<50.0	<50.0	<50.0	<50.0
G-13	3/22/02	714	46.0J	<50.0	24.3J	39.7J	153	ND	<50.0	<50.0	<50.0	<50.0
G-14	3/22/02	613	<50.0	<50.0	<50.0	<50.0	163	ND	<50.0	<50.0	<50.0	<50.0

SOUTHERN METAL FINISHING COMPANY
ATLANTA, FULTON COUNTY, GEORGIA

TABLE 2
Summary of 2002 Southern Metals Soil Gas Analytical Results

Sample ID	Date Collected	PCE (ng)	TCE (ng)	Benzene (ng)	Toluene (ng)	Ethylbenzene (ng)	Total Xylene (ng)	α-pinene (ng)*	p-isopropyltoluene (ng)	Chloroform (ng)	cis-1,2-DCE (ng)	trans-1,2-DCE (ng)
G-15	3/22/02	2,890	24.8J	<50.0	121	480	770	ND	<50.0	<50.0	<50.0	<50.0
H-1	3/22/02	<50.0	22.9J	628	<50.0	<50.0	<100.0	ND	<50.0	<50.0	<50.0	<50.0
H-3	3/22/02	126	73.2	148	<50.0	<50.0	<100.0	ND	<50.0	<50.0	11.4J	<50.0
H-11	3/22/02	2,880	94.3	<50.0	<50.0	<50.0	<100.0	ND	<50.0	<50.0	<50.0	<50.0
H-12	3/22/02	2,330	82.5	<50.0	<50.0	<50.0	46.5J	ND	<50.0	<50.0	<50.0	<50.0
H-14	3/22/02	847	29.5J	<50.0	<50.0	405	3,300	ND	<50.0	<50.0	<50.0	<50.0
H-15	3/22/02	745	20.0J	<50.0	182	740	2,480	ND	<50.0	<50.0	<50.0	<50.0

Notes:

Table based upon S&ME Interm Status Report, December 2002 (Revised August 2004)

ND = Not detected. a-pinene was detected in some but not all of the samples. It was detected qualitatively, not quanitatively, through a library search per S&ME request. The reported values were calculated as estimated based on area response in comparison of the closest eluting internal standard. It is not listed as an analyzed constituent where not deteced and a practical quantitation limit cannot be established.

* = α (alpha)-pinene results are estimated.

SOUTHERN METAL FINISHING COMPANY
ATLANTA, FULTON COUNTY, GEORGIA

TABLE 3
Summary of 2002 Soil Analytical Results

Location	Sample ID	Date	Depth (feet)	PCE (ug/kg)	TCE (ug/kg)	Benzene (ug/kg)	Toluene (ug/kg)	Ethylbenzene (ug/kg)	Total Xylene (ug/kg)	1,1-DCA (ug/kg)	1,1-DCE (ug/kg)	cis-1,2-DCE (ug/kg)
A-5	**A-5-4**	4/15/02	4	<6.3	<6.3	<6.3	<6.3	<6.3	<6.3	<6.3	<6.3	<6.3
A-7	**A-7-8**	4/15/02	8	<6.6	<6.6	<6.6	<6.6	<6.6	<6.6	<6.6	<6.6	<6.6
A-9	**A-9-5**	4/15/02	5	<6.2	<6.2	<6.2	<6.2	<6.2	<6.2	<6.2	<6.2	<6.2
A-10	**A-10-1**	4/25/02	1	<6.2	<6.2	<6.2	<6.2	<6.2	<6.2	<6.2	<6.2	<6.2
A-12	**HA14-1.5**	5/23/02	1.5	<7.8	<7.8	<7.8	<7.8	<7.8	<7.8	<7.8	<7.8	<7.8
B-7	**HA4-2.0**	5/23/02	2	<6.1	<6.1	<6.1	<6.1	<6.1	<6.1	<6.1	<6.1	<6.1
B-9	**HA 6-2.0**	5/23/02	2	<6.1	<6.1	<6.1	<6.1	<6.1	<6.1	<6.1	<6.1	<6.1
B-10	**HA9-2.0**	5/23/02	2	<6.0	<6.0	<6.0	<6.0	<6.0	<6.0	<6.0	<6.0	<6.0
B-12	**HA10-2.0**	5/23/02	2	<6.0	<6.0	<6.0	<6.0	<6.0	<6.0	<6.0	<6.0	<6.0
C-4	**DPT-C4**	4/3/02	8	<5.9	<5.9	<5.9	<5.9	<5.9	<5.9	<5.9	<5.9	<5.9
C-4	**HA1-0.6**	5/23/02	0.6	230	99	<7.7	<7.7	<7.7	<7.7	<7.7	<7.7	<7.7
C-5	**C-5-2**	4/15/02	2	<6.1	<6.1	<6.1	<6.1	<6.1	<6.1	<6.1	<6.1	<6.1
C-5	**HA2-0.5**	5/23/02	0.5	150	59	<6.1	<6.1	<6.1	<6.1	<6.1	<6.1	<6.1
C-5	**HA2-2.0**	5/23/02	2	<6.0	<6.0	<6.0	<6.0	<6.0	<6.0	<6.0	<6.0	<6.0
C-7	**DPT-C7**	4/3/02	1	24,000	8,600	<590	<590	<590	<590	<590	<590	<590
C-7	**C-7-1B**	4/15/02	1	5,100	1,200	<630	<630	<630	<630	<630	<630	<630
C-7	**C-7-12**	4/15/02	12	12	<6.4	<6.4	<6.4	<6.4	<6.4	<6.4	<6.4	<6.4
C-8	**HA5-.05**	5/23/02	0.5	47	43	<5.5	<5.5	<5.5	<5.5	<5.5	<5.5	<5.5
C-8	**HA5-2.0**	5/23/02	2	<5.9	<5.9	<5.9	<5.9	<5.9	<5.9	<5.9	<5.9	<5.9
C-9	**C-9-1**	4/15/02	1	31,000	14,000	<590	<590	<590	<590	<590	<590	<590
C-9	**C-9-12**	4/15/02	12	<6.3	<6.3	<6.3	<6.3	<6.3	<6.3	<6.3	<6.3	<6.3
C-10	**C-10-0.5**	4/25/02	0.5	6,900	4,200	<300	<300	<300	<300	<300	<300	<300
C-10	**C-10-12**	4/25/02	12	<6.2	<6.2	<6.2	<6.2	<6.2	<6.2	<6.2	<6.2	<6.2
C-10	**HA8-2.0**	5/23/02	2	<6.0	<6.0	<6.0	<6.0	<6.0	<6.0	<6.0	<6.0	<6.0
C-11	**C-11-0.5**	4/25/02	0.5	96,000	16,000	<280	<280	<280	<280	<280	<280	<280
C-11	**C-11-12**	4/25/02	12	<6.1	<6.1	<6.1	<6.1	<6.1	<6.1	<6.1	<6.1	<6.1
C-12	**HA11-2.0**	5/23/02	2	<6.2	<6.2	<6.2	<6.2	<6.2	<6.2	<6.2	<6.2	<6.2
C-13	**C-13-0.5**	4/25/02	0.5	7.0	<5.8	<5.8	<5.8	<5.8	<5.8	<5.8	<5.8	<5.8
C-13	**HA12-2.0**	5/23/02	2	<6.2	<6.2	<6.2	<6.2	<6.2	<6.2	<6.2	<6.2	<6.2
C-14	**HA13-0.5**	5/23/02	0.5	<7.1J	<7.1J	<7.1J	<7.1J	<7.1J	<7.1J	<7.1J	<7.1J	<7.1J
C.5-7	**C.5-7-4**	4/25/02	4	15	<6.0	<6.0	<6.0	<6.0	<6.0	<6.0	<6.0	<6.0
C.5-7	**HA3-2.0**	5/23/02	2	12	<6.5	<6.5	<6.5	<6.5	<6.5	<6.5	<6.5	<6.5
C.5-7	**HA3-3.0**	5/23/02	3	7.9	<7.1	<7.1	<7.1	<7.1	<7.1	<7.1	<7.1	<7.1
C.5-9	**HA7-2.0**	5/23/02	2	<7.1	<7.1	<7.1	<7.1	<7.1	<7.1	<7.1	<7.1	<7.1
D-3	**D-3-2**	4/25/02	2	<6.0	<6.0	<6.0	<6.0	<6.0	<6.0	<6.0	<6.0	<6.0
D-5	**D-5-12**	4/15/02	12	11	<5.8	<5.8	<5.8	<5.8	<5.8	<5.8	<5.8	<5.8
D-5	**DPT-D5**	4/3/02	4	21	<5.6	<5.6	<5.6	<5.6	<5.6	<5.6	<5.6	<5.6
D-5	**D-5-4B**	4/15/02	4	44	<6.1	<6.1	<6.1	<6.1	<6.1	<6.1	<6.1	<6.1
D-7	**D-7-8**	4/15/02	8	<6.1	<6.1	<6.1	<6.1	<6.1	<6.1	<6.1	<6.1	<6.1

SOUTHERN METAL FINISHING COMPANY
ATLANTA, FULTON COUNTY, GEORGIA

TABLE 3
Summary of 2002 Soil Analytical Results

Location	Sample ID	Date	Depth (feet)	PCE (ug/kg)	TCE (ug/kg)	Benzene (ug/kg)	Toluene (ug/kg)	Ethylbenzene (ug/kg)	Total Xylene (ug/kg)	1,1-DCA (ug/kg)	1,1-DCE (ug/kg)	cis-1,2-DCE (ug/kg)
D-10	**D-10-4**	4/25/02	4	<5.9	<5.9	<5.9	<5.9	<5.9	<5.9	<5.9	<5.9	<5.9
E-5	**DPT-E5**	4/3/02	4	250	150	<5.6	<5.6	<5.6	<5.6	<5.6	<5.6	6.9
E-5	**E-5-12.5**	4/15/02	12.5	31	12	<7.1	<7.1	<7.1	<7.1	<7.1	<7.1	<7.1
E-7	**E-7-4**	4/15/02	4	<6.2	<6.2	<6.2	<6.2	<6.2	<6.2	<6.2	<6.2	<6.2
E-15	**E-15-4**	4/15/02	4	<6.1	<6.1	<6.1	<6.1	<6.1	<6.1	<6.1	<6.1	<6.1
F-3	**DPT-F3**	4/3/02	8	<6.4	<6.4	<6.4	<6.4	<6.4	<6.4	<6.4	<6.4	12
G-1	**G-1-4**	5/28/02	4	<5.8	<5.8	120	<5.8	<5.8	25	<5.8	<5.8	74
G-1	**G-1-12.5**	5/28/02	12.5	<7.1	<7.1	7.6	<7.1	<7.1	<7.1	<7.1	<7.1	8.3
G-3	**G-3-2**	4/25/02	2	33	11	520	<5.9	<5.9	29	<5.9	<5.9	910
G-3	**G-3-12**	4/25/02	12	<7.6	<7.6	7.8	<7.6	<7.6	<7.6	<7.6	<7.6	<7.6
G-5	**DPT-G5**	4/3/02	12	68	<6.3	15	<6.3	<6.3	<6.3	<6.3	<6.3	11
G-5	**G-5-12.5**	4/25/02	12.5	120	18	55	<6.3	<6.3	<6.3	<6.3	<6.3	57
G.5-5	**G.5-5-2**	4/25/02	2	2,600	220	34	8.9	<5.9	<5.9	<5.9	7.8	1,300
G.5-5	**G.5-5-12**	4/25/02	12	<6.3	<6.3	23	<6.3	<6.3	<6.3	<6.3	<6.3	12
G-7	**DPT-G7**	4/3/02	4	<6.3	<6.3	<6.3	<6.3	<6.3	<6.3	<6.3	<6.3	14
G-14	**G-14-5**	4/15/02	5	<6.2	<6.2	<6.2	<6.2	<6.2	<6.2	<6.2	<6.2	<6.2
G-15	**DPT-G15**	4/3/02	8	6.5E	<5.8	<5.8	<5.8	<5.8	<5.8	<5.8	<5.8	<5.8
G-15	**G-15-16**	4/25/02	16	9.9	<6.2	<6.2	<6.2	<6.2	<6.2	<6.2	<6.2	<6.2
G-16	**G-16-2**	4/25/02	2	<6.1	<6.1	<6.1	<6.1	<6.1	<6.1	<6.1	<6.1	<6.1
H-15	**H-15-4**	4/15/02	4	<6.1	<6.1	<6.1	<6.1	<6.1	<6.1	<6.1	<6.1	<6.1
I-3	**I-3-1**	5/28/02	1	10	6	22	<6.0	<6.0	8.7	<6.0	<6.0	<6.0
I-3	**I-3-12**	5/28/02	12	<6.4	<6.4	<6.4	<6.4	<6.4	<6.4	<6.4	<6.4	<6.4
I-5	**I-5-4**	5/28/02	4	<6.3	<6.3	<6.3	<6.3	<6.3	<6.3	<6.3	<6.3	<6.3
J-3	**J-3-4**	5/28/02	4	<6.4	<6.4	<6.4	<6.4	<6.4	<6.4	<6.4	<6.4	<6.4
HA15-1.5	**HA15-1.5**	6/20/02	1.5	<5.6	<5.6	11	<5.6	<5.6	<5.6	<5.6	<5.6	<5.6

Notes:

Table based upon S&ME Interm Status Report, December 2002 (Revised August 2004)

Sample DPT-D-5 was also Below Detection Limits for TCLP-SVOC's, TCLP-VOC's, and SVOC's,

J = Estimated concentration. Concentration less than the practical quantitation limit.

E= Estimated concentration. Concentration greater than the upper quantiation limit.

SOUTHERN METAL FINISHING
ATLANTA, FULTON COUNTY, GEORGIA

TABLE 4
Summary of S&ME Headspace Screening Results

Boring ID	Date	Sampling Depth (ft)	OVM Reading (ppm)
DPT-2	3/15/2001	4	80.7
		7	165.0
		11	80.0
		16	4.0
DPT-3	3/13/2001	4	8.9
		8	8.5
		12	9.1
DPT-4	3/13/2001	4	6.7
		8	4.3
		12	35.2
		16	30.1
DPT-5	3/13/2001	4	20.4
		8	27.1
		12	20.3
		16	10.3
DPT-6	3/14/2001	4	9.8
		8	5.2
		12	7.9
		16	14.4
DPT-7	3/14/2001	4	14.8
		8	10.8
		12	12.6
		16	6.2
		19	17.7
DPT-8	3/14/2001	4	15.0
		8	6.1
		12	7.0
		16	5.8
DPT-9	3/14/2001	4	5.4
		8	5.8
		12	6.5
		16	5.1
DPT-10	3/14/2001	4	4.1
		8	6.1
		12	9.7
		16	23.8
DPT-11	3/15/2001	4	50.7
		8	19.8
		12	20.4
		16	19.2
DPT-12	3/15/2001	4	6.3
		8	15.8
		12	5.6
		16	4.8
DPT-13	3/15/2001	4	39.1
		8	19.1
		12	13.1
		16	10.3
DPT-14	3/15/2001	4	46.8
		8	3.0
		12	3.4
DPT-15	3/15/2001	4	81.0
MW-1	10/4/2000	3.5-5	8.6
		8.5-10	8.3
		13.5-20	9.1
		18.5-20	8.0
		23.5-25	8.9

SOUTHERN METAL FINISHING
ATLANTA, FULTON COUNTY, GEORGIA

TABLE 4
Summary of S&ME Headspace Screening Results

Boring ID	Date	Sampling Depth (ft)	OVM Reading (ppm)
MW-2	10/4/2000	3.5-5	11.0
		8.5-10	16.3
		13.5-20	20.0
		18.5-20	19.8
		23.5-25	25.6
MW-3	10/4/2000	3.5-5	14.4
		8.5-10	25.3
		13.5-20	19.0
		18.5-20	27.9
		23.5-25	28.8
MW-4	10/5/2000	3.5-5	41.0
		8.5-10	26.0
		13.5-20	23.4
		18.5-20	57.0
		23.5-25	29.5
MW-5	10/5/2000	3.5-5	14.8
		8.5-10	16.8
		13.5-20	17.7
		18.5-20	17.5
		23.5-25	14.9
MW-6	10/19/2000	3.5-5	3.0
		8.5-10	7.0
		13.5-20	7.0
		18.5-20	1134.0
MW-7	10/19/2000	3.5-5	7.0
		8.5-10	4.0
		13.5-20	3.0
		18.5-20	8.0
		23.5-25	10.0
MW-8	10/19/2000	3.5-5	6.0
		8.5-10	6.0
		13.5-20	8.0
		18.5-20	14.0
MW-9	11/10/2000	3.5-5	0.9
		8.5-10	0.4
		13.5-20	1.2
		18.5-20	1.7
		23.5-25	1.2
MW-10	11/10/2000	3.5-5	1.0
		8.5-10	1.2
		13.5-20	1.8
		18.5-20	2.0
		23.5-25	2.2
MW-11	11/10/2000	3.5-5	0.9
		8.5-10	1.8
		13.5-20	1.3
		18.5-20	1.5
		23.5-25	1.8

Note:

OVM readings using a PID organic vapor meter.

Table based upon S&ME Interm Status Report, December 2002 (Revised August 2004)

SOUTHERN METAL FINISHING COMPANY
ATLANTA, FULTON COUNTY, GEORGIA

TABLE 5
Summary of 2004 Soil Excavation Confirmation Results

Sample ID	Date	Depth (feet)	PCE (ug/kg)	TCE (ug/kg)	Benzene (ug/kg)	Cyclohexane (ug/kg)	Toluene (ug/kg)	Ethylbenzene (ug/kg)	Methylcyclothexane (ug/kg)	Total Xylene (ug/kg)	Vinyl Chloride (ug/kg)	1,1-DCA (ug/kg)	1,1-DCE (ug/kg)	2-Butanone (ug/kg)	cis-1,2-DCE (ug/kg)
SCB-1	7/13/04	4	46	<4.6	17	<4.6	<4.6	<4.6	<4.6	<4.6	<9.2	<4.6	<4.6	<9.2	14
SCB-2	8/2/04	8	84	20	16	<5.7	<5.7	<5.7	<5.7	<5.7	<11	<5.7	<5.7	<11	<5.7
SCSW-1	7/13/04	5	200	66	65	<5.2	<5.2	<5.2	<5.2	<5.2	17	<5.2	<5.2	<10	170
SCSW-2	7/13/04	1	480	52	47	<3.7	<3.7	<3.7	<3.7	<3.7	<7.5	<3.7	<3.7	<7.5	58
SCSW-3	7/13/04	1.5	8.3	<5.7	<5.7	<5.7	<5.7	<5.7	<5.7	<5.7	<11	<5.7	<5.7	<11	25
SCSW-4 [1]	7/13/04	2	1000	65	110	<5.4	<5.4	<5.4	7.3	<5.4	<11	<5.4	<5.4	<11	150
SCSW-5 [1]	8/2/04	2	580	130	120	8.6	6.4	<6.0	11	<6.0	290	<6.0	<6.0	<12	110
SCSW-6 [1]	8/2/04	2	2300	<290	1700	<290	<290	<290	<290	<290	<580	<290	<290	2300	4600
SCSW-7 [1]	8/2/04	2	1200	170	170	<5.8	<5.8	<5.8	6.8	7.4	<12	<5.8	<5.8	<12	57
SCSW-8	8/10/04	8	<600	74	88	<4.1	15	<4.1	5.4	20	<8.2	<4.1	<4.1	<8.2	<600
SCSW-9	8/16/04	0.6	86	80	<6.5	<6.5	<6.5	<6.5	<6.5	<6.5	<13	<6.5	<6.5	<13	33
SCSW-10	8/16/04	2	38	15	<6.8	<6.8	<6.8	<6.8	<6.8	<6.8	<14	<6.8	<6.8	<14	<6.8
SCSW-11	8/16/04	0.5	<3.9	<3.9	<3.9	<3.9	<3.9	<3.9	<3.9	<3.9	<7.7	<3.9	<3.9	8.8	< 3.9
STOCKPILE #1 [2]	7/22/04	NA	42	11	<5.9	<5.9	<5.9	<5.9	<5.9	<5.9	<12	<5.9	<5.9	<12	9.6
STOCKPILE #2 [2]	7/22/04	NA	110	25	8.7	<5.5	<5.5	<5.5	<5.5	<5.5	<11	<5.5	<5.5	<11	19
STOCKPILE #3 [2]	7/22/04	NA	120	25	9.6	<6.4	<6.4	<6.4	<6.4	<6.4	<13	<6.4	<6.4	<13	15
STOCKPILE #4 [2]	8/4/04	NA	72	<7.5	<7.5	<7.5	<7.5	<7.5	<7.5	<7.5	<15	<7.5	<7.5	<15	8.4
BSS-1 [3]	7/15/04	0.5	<8.0	<8.0	<8.0	<8.0	<8.0	<8.0	<8.0	<8.0	<16	<8.0	<8.0	<16	<8.0

Notes:

NA - Not Applicable.

[1] - Soil confirmation sidewall sample results are not applicable or representative of remaining soil conditions as over-excavation beyond these sample locations were conducted based on these result results being in excess of the Default Type 1 and/or 3 RRS.

[2] - Stockpile confirmation sample results are applicable and representative of remaining soil conditions as testing results were below the Default Type 1 and 3 RRS and stockpiled soils were used as backfill.

[3] - Sample represents an off-site borrow source confirmation sample and is applicable and representative of remaining soil conditions as testing results were below the Default Type 1 and 3 RRS and borrow source was utilized as additional fill for excavated areas.

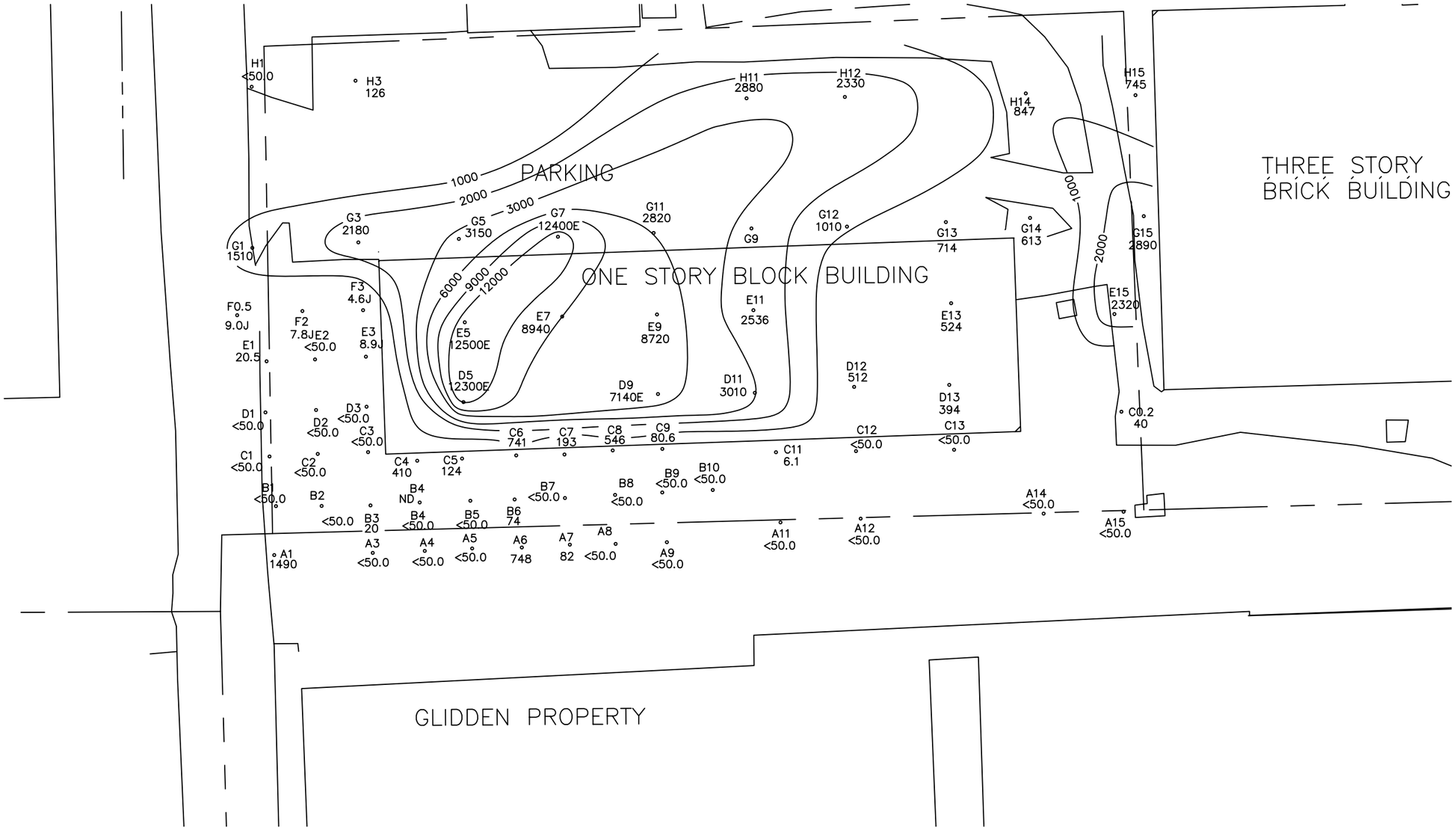

0 15 30 60

SCALE: 1" = 30'

NOTES

1. SOIL GAS SAMPLES COLLECTED MARCH 2002
2. GAS RESULTS IN NANOGRAM UNITS
3. ORIGINAL FIGURE PROVIDED BY S&ME

LEGEND

• GAS COLLECTOR LOCATION

REV	DATE	DESCRIPTION	DWN BY	DES BY	CHK BY	APP BY

DATE OF ISSUE 12/1/04 DWN BY S&ME DES BY N/A CHK BY APP BY

Peachtree Environmental

SOUTHERN METALS FINISHING
HUBER STREET
ATLANTA, GEORGIA

2002 SOUTHERN METALS SOIL GAS SURVEY

DRAWING NO. 7

SMF 2665

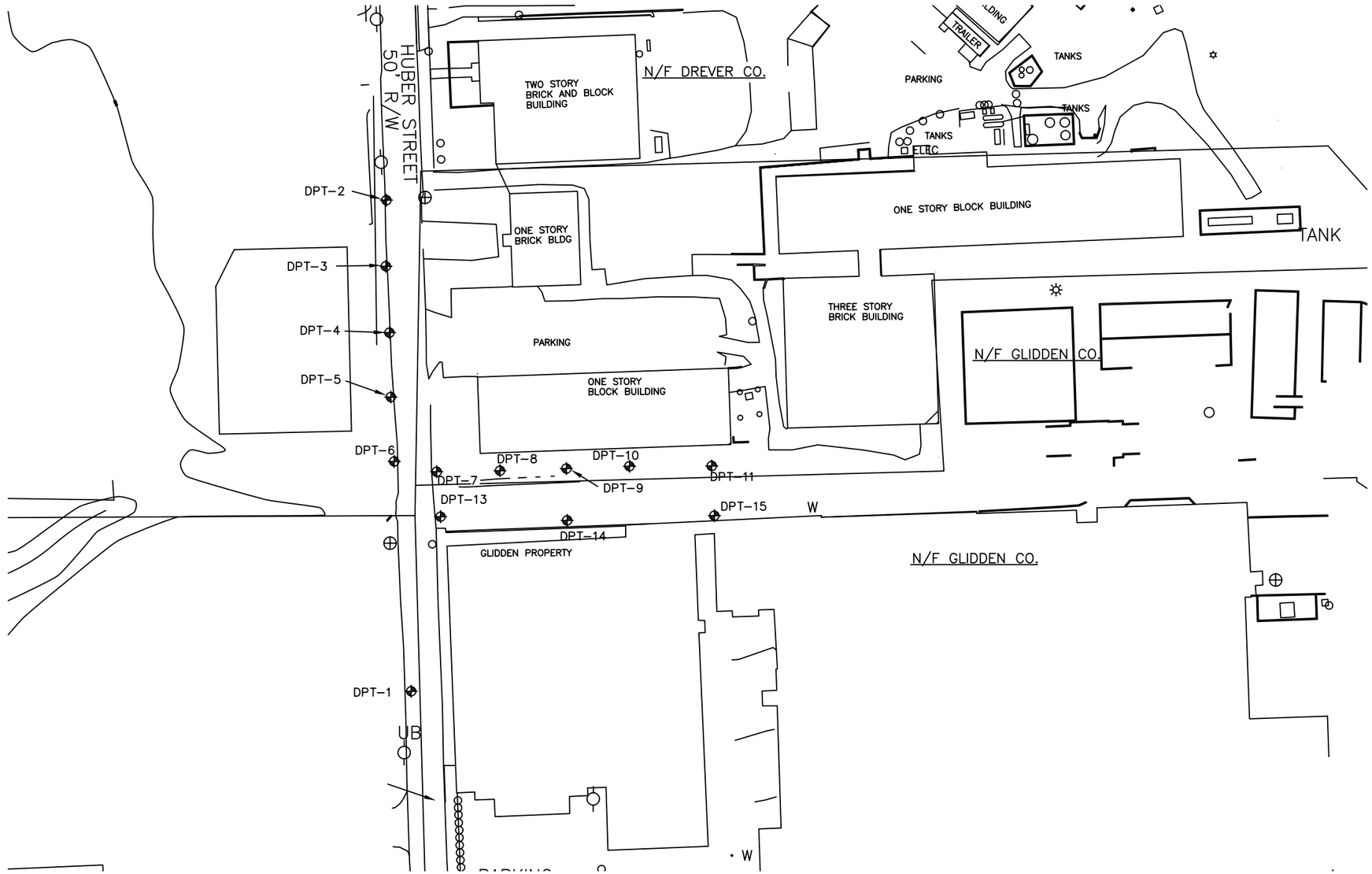

0 40 80 160

SCALE: 1" = 80'

NOTES

ORIGINAL FIGURE PROVIDED BY S&ME

LEGEND

⊕ DIRECT PUSH SAMPLE LOCATION

REV	DATE	DESCRIPTION	DWN BY	DES BY	CHK BY	APP BY

DATE OF ISSUE 12/1/04 DWN BY S&ME DES BY N/A CHK BY APP BY

Peachtree Environmental

SOUTHERN METALS FINISHING
HUBER STREET
ATLANTA, GEORGIA

MARCH 2001 SOIL SAMPLING LOCATION

DRAWING NO. 8

SMF 2665

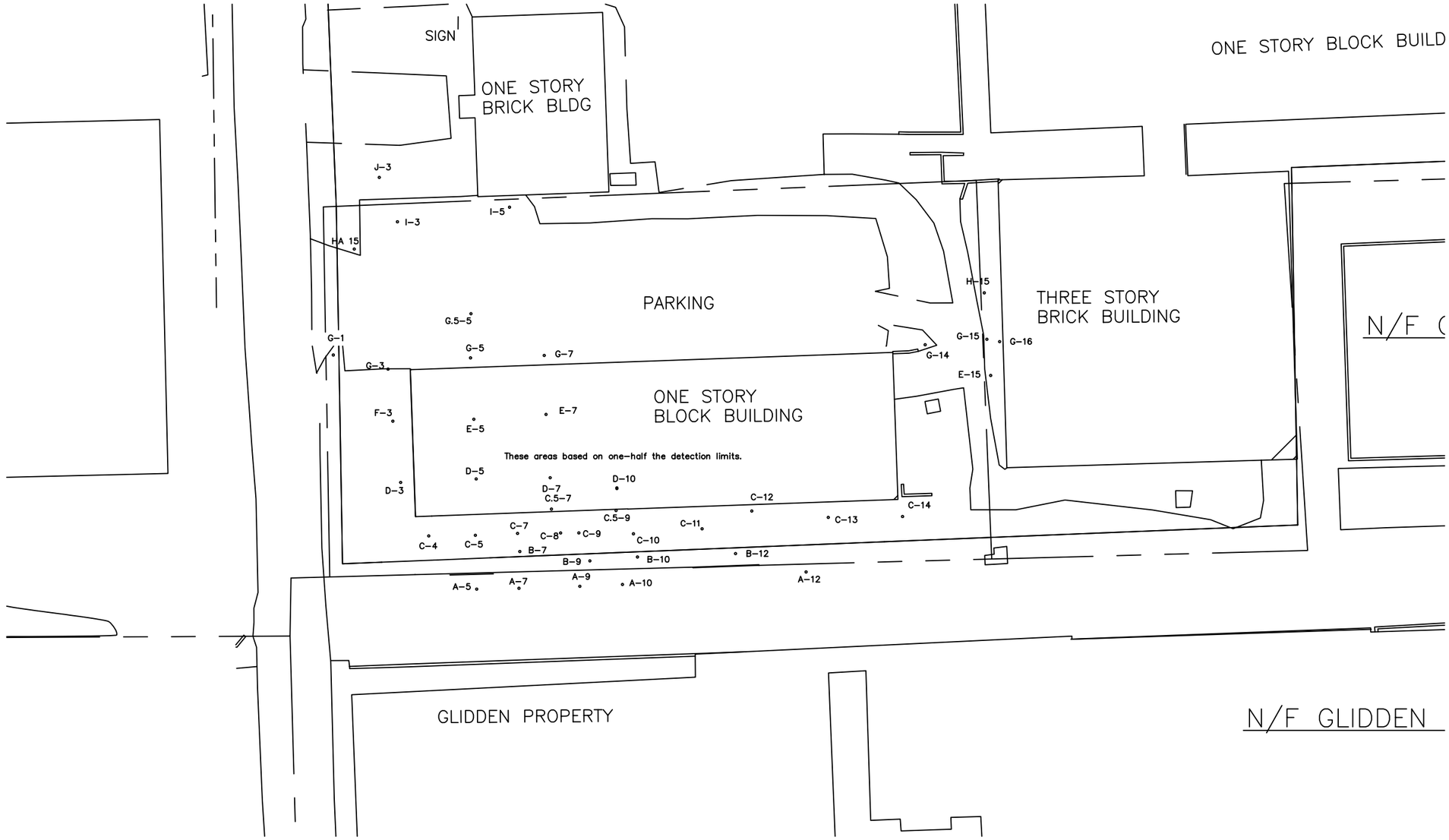

0 20 40 80

SCALE: 1" = 40'

NOTES

1. SOIL SAMPLES COLLECTED APRIL/MAY 2002
2. SOIL CONCENTRATIONS IN $\mu g/kg$
3. ORIGINAL FIGURE PROVIDED BY S&ME

LEGEND

● SOIL SAMPLE LOCATION

REV	DATE	DESCRIPTION	DWN BY	DES BY	CHK BY	APP BY

DATE OF ISSUE 12/1/04 DWN BY S&ME DES BY N/A CHK BY APP BY

Peachtree Environmental

SOUTHERN METALS FINISHING
HUBER STREET
ATLANTA, GEORGIA

APRIL 2002 SOIL SAMPLING LOCATIONS

DRAWING NO. 9

SMF 2665

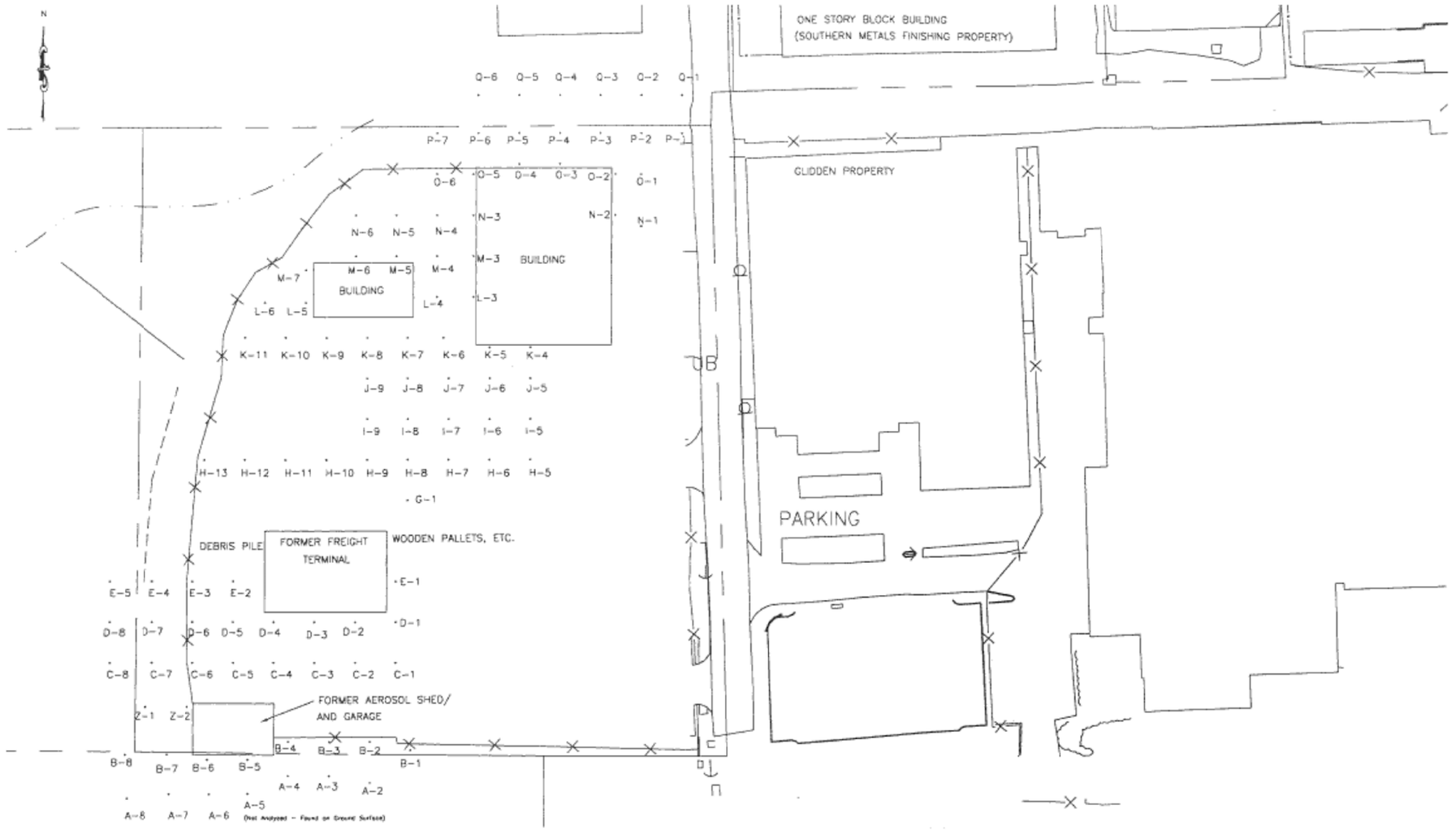

MAGNETIC

REV	DATE	DWN BY	DES BY	CHK BY	APP BY
	DATE OF ISSUE 12/7/2004	SAME	N/A		

DESCRIPTION

Peachtree Environmental

SOUTHERN METALS FINISHING
HUBER STREET
ATLANTA, GEORGIA

2004 DOBBINS SOIL GAS SURVEY

DRAWING NO. **10**

SMF 2665

ORIGINAL FIGURE PROVIDED BY S&ME

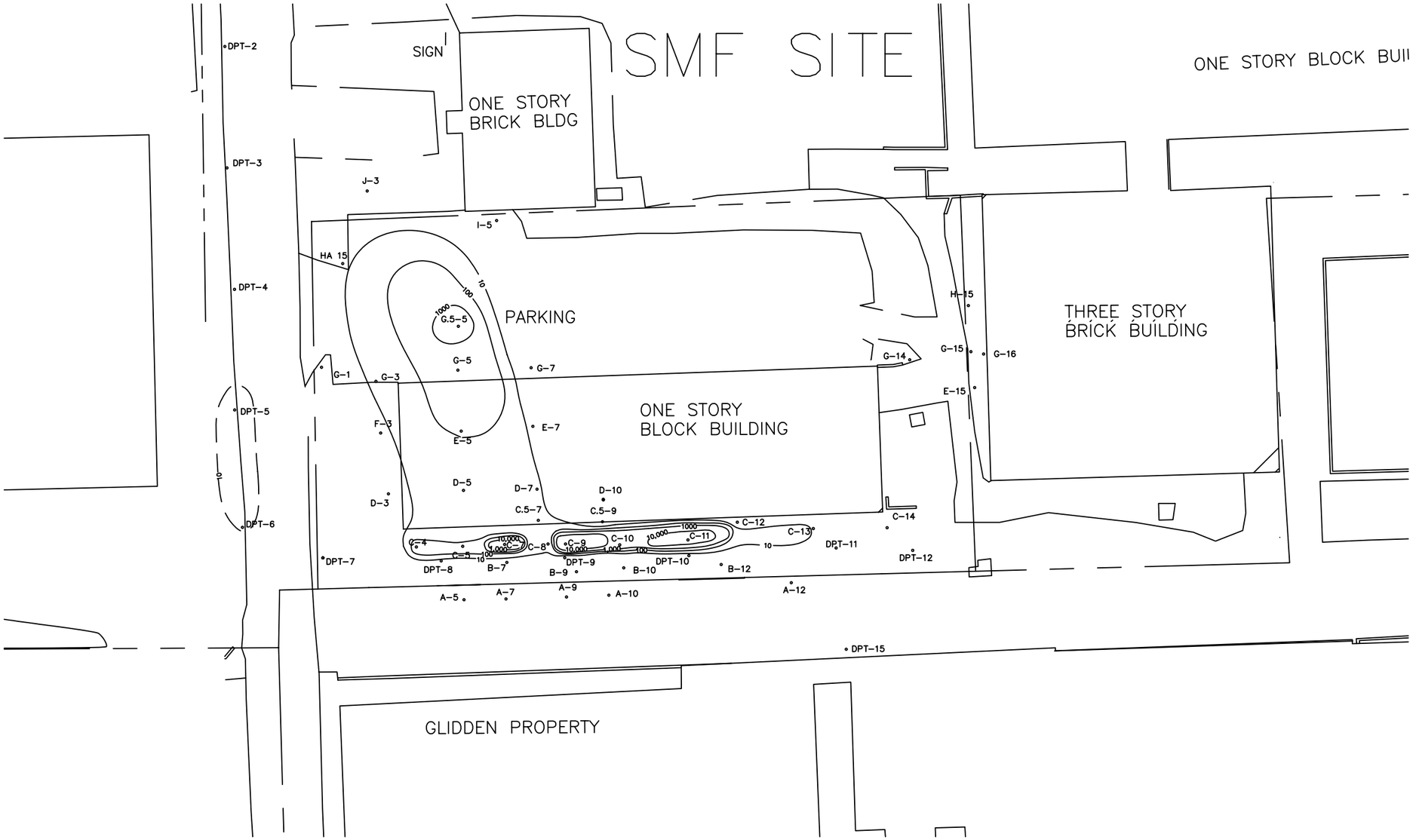

0 20 40 80

SCALE: 1" = 40'

NOTES

1. SOIL SAMPLES COLLECTED APRIL/MAY 2002
2. SOIL CONCENTRATIONS IN $\mu g/kg$
3. ORIGINAL FIGURE PROVIDED BY S&ME

LEGEND

- SOIL SAMPLE LOCATION (0–5 ft)

REV	DATE	DWN BY	DES BY	CHK BY	APP BY
	DATE OF ISSUE 12/7/04	DWN BY S&ME	DES BY N/A	CHK BY	APP BY

DESCRIPTION

Peachtree Environmental

SOUTHERN METALS FINISHING
HUBER STREET
ATLANTA, GEORGIA

EXTENT OF PCE IN SOIL - 0' TO 5'

DRAWING NO. **11A**

SMF 2665

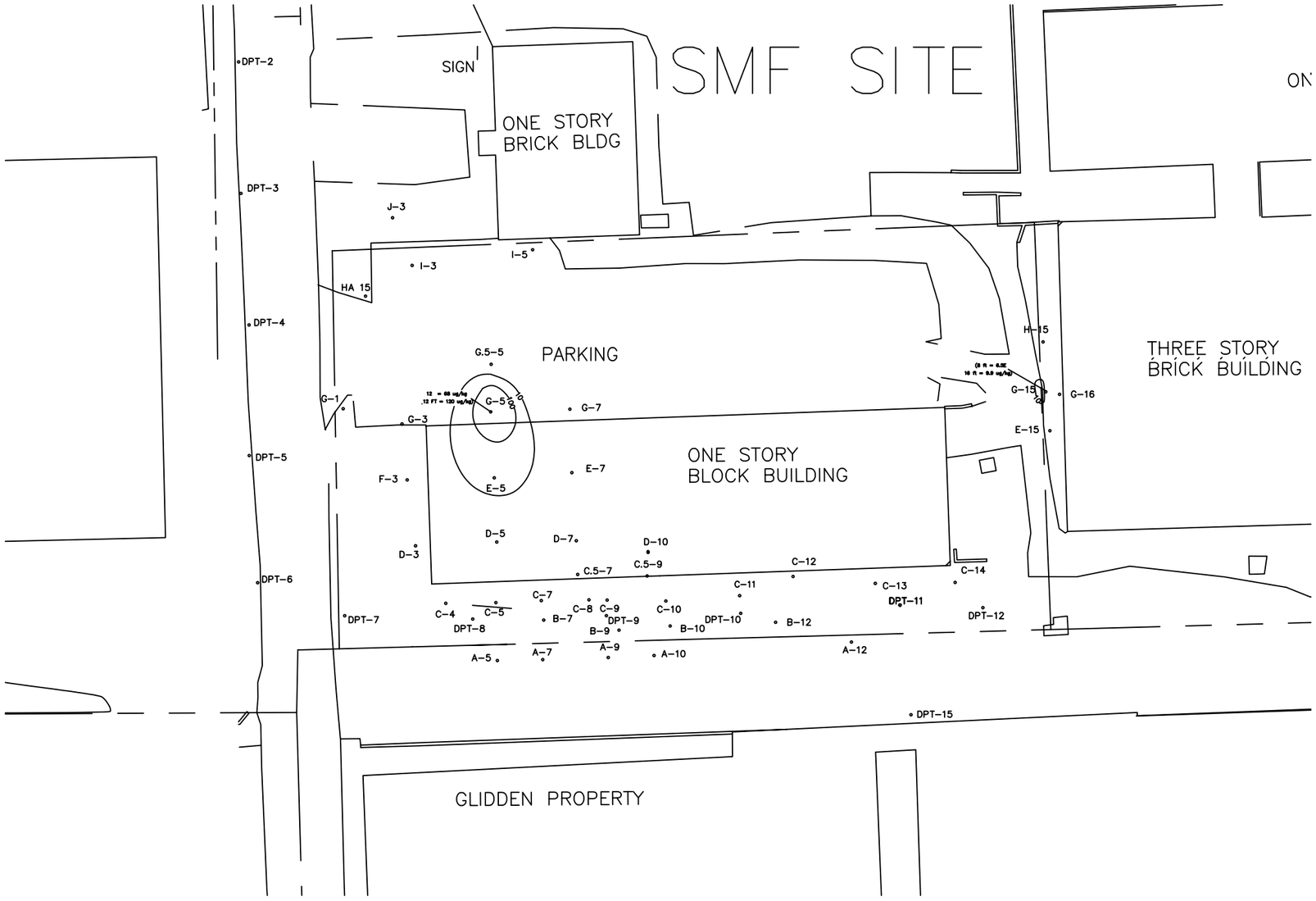

0 20 40 80

SCALE: 1" = 40'

NOTES

1. SOIL SAMPLES COLLECTED APRIL/MAY 2002
2. SOIL CONCENTRATIONS IN µg/kg
3. ORIGINAL FIGURE PROVIDED BY S&ME

LEGEND

- SOIL SAMPLE LOCATION (0–5 ft)

REV	DATE	DESCRIPTION	DWN BY	DES BY	CHK BY	APP BY
DATE OF ISSUE 12/1/04			S&ME		CHK BY	APP BY
			N/A			

Peachtree Environmental

SOUTHERN METALS FINISHING
HUBER STREET
ATLANTA, GEORGIA

EXTENT OF PCE IN SOIL - 5' TO 12'

DRAWING NO. 11B

SMF 2685

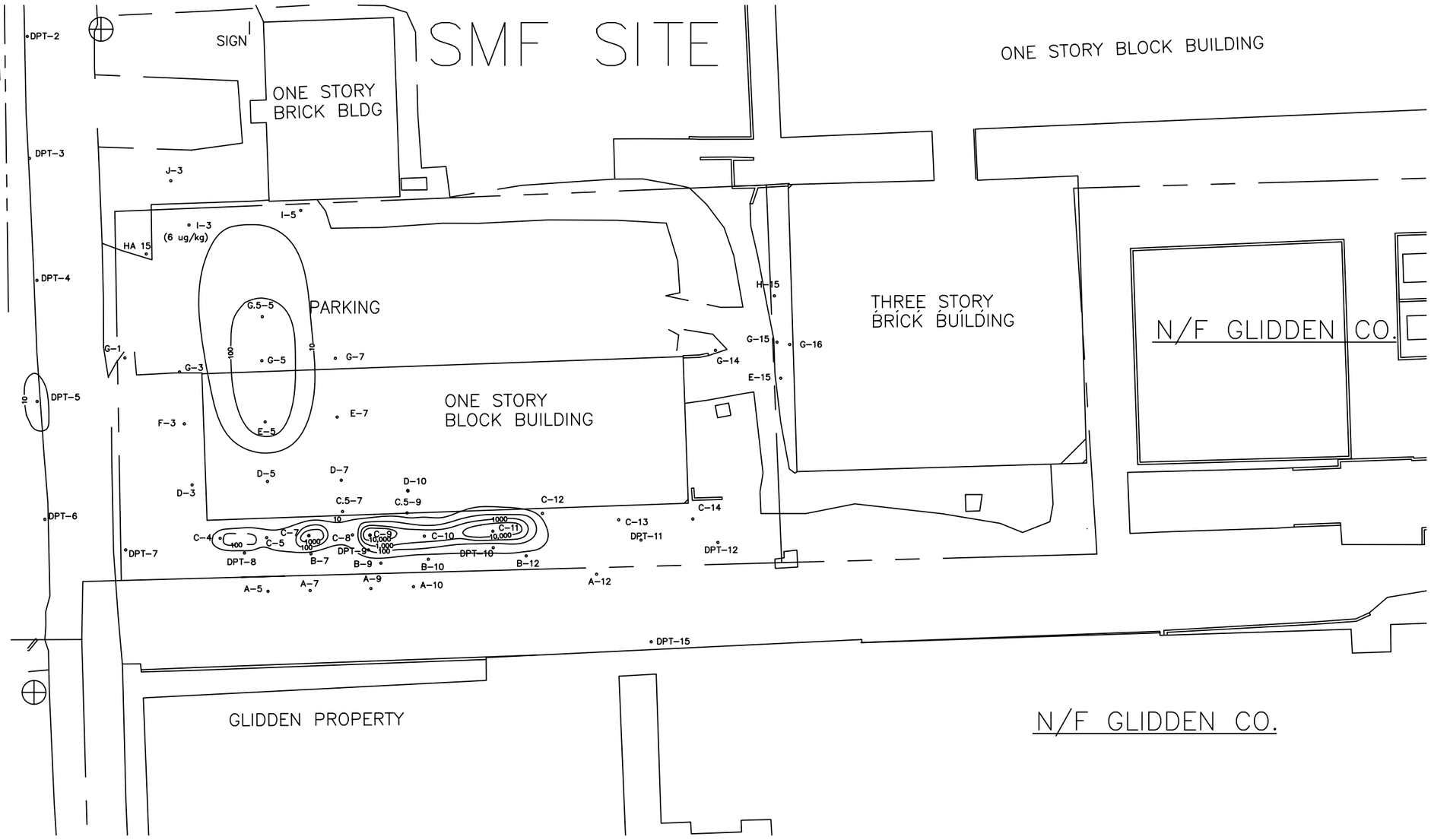

0 20 40 80

SCALE: 1" = 40'

NOTES

1. SOIL SAMPLES COLLECTED APRIL/MAY 2002
2. SOIL CONCENTRATIONS IN µg/kg
3. ORIGINAL FIGURE PROVIDED BY S&ME

LEGEND

- SOIL SAMPLE LOCATION (0–5 ft)

REV	DATE	DESCRIPTION	DWN BY	DES BY	CHK BY	APP BY
DATE OF ISSUE 12/1/04			S&ME		CHK BY	
			N/A		APP BY	

Peachtree Environmental

SOUTHERN METALS FINISHING
HUBER STREET
ATLANTA, GEORGIA

EXTENT OF TCE IN SOIL - 0' TO 5'

DRAWING NO. 12A

SMF 2665

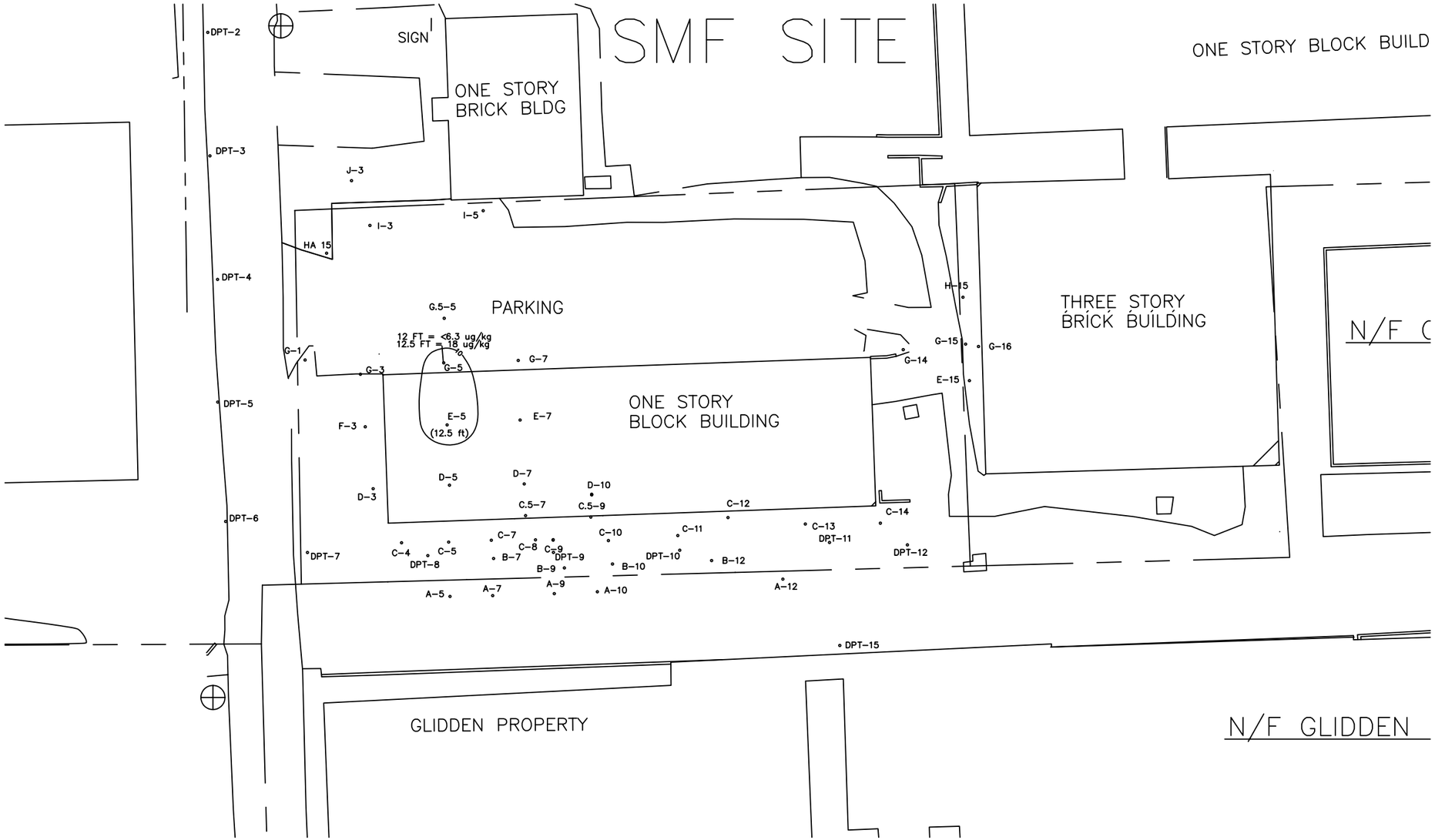

0 10 40 80

SCALE: 1" = 40'

NOTES

1. SOIL SAMPLES COLLECTED APRIL/MAY 2002
2. SOIL CONCENTRATIONS IN $\mu g/kg$

LEGEND

- SOIL SAMPLE LOCATION (0-5 ft)

REV	DATE	DESCRIPTION	DWN BY	DES BY	CHK BY	APP BY

DATE OF ISSUE 12/1/04 DWN BY S&ME DES BY N/A CHK BY APP BY

Peachtree Environmental

SOUTHERN METALS FINISHING
HUBER STREET
ATLANTA, GEORGIA

EXTENT OF TCE IN SOIL - 5' TO 12'

DRAWING NO. 12B

SMF 2665

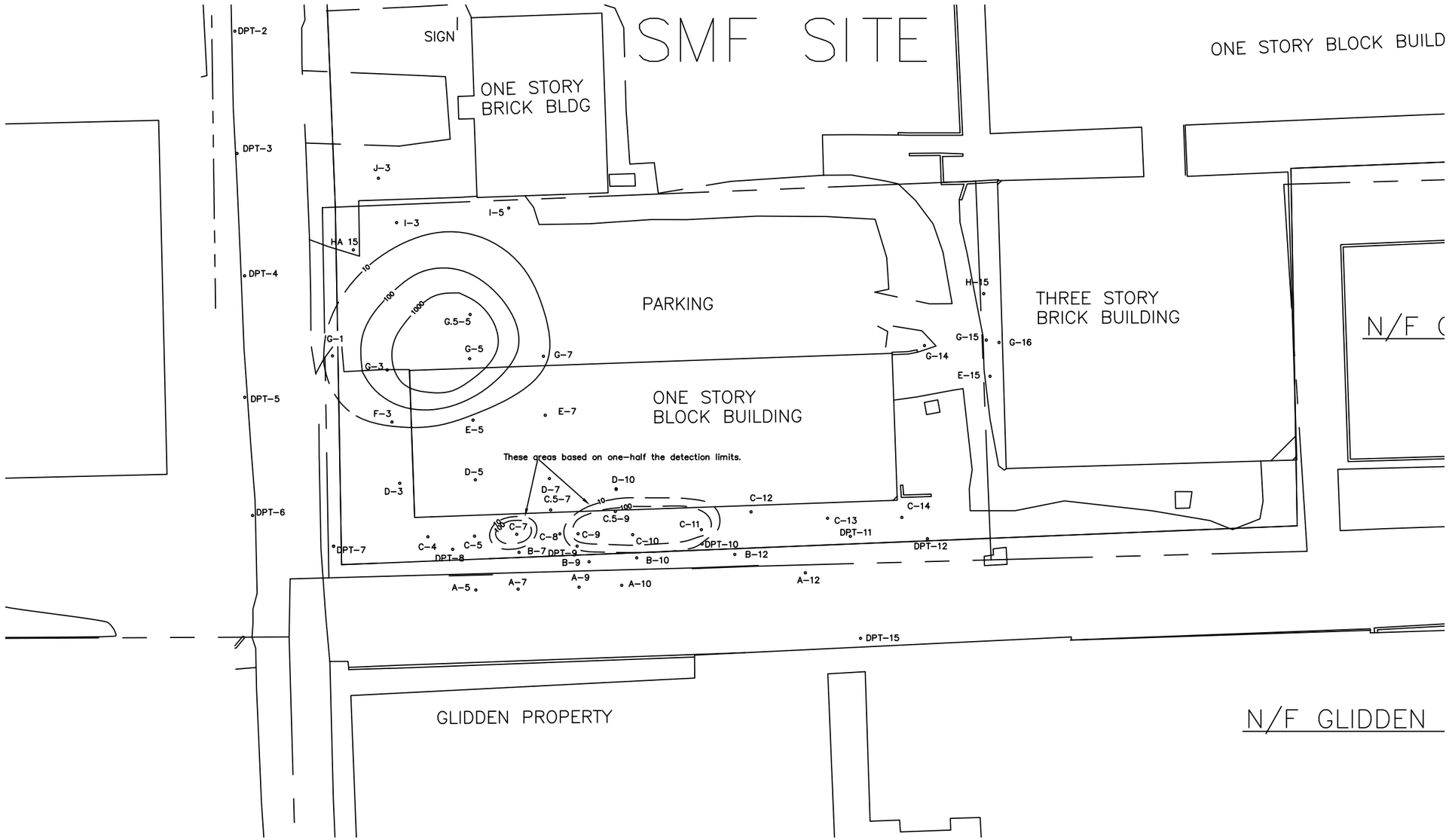

0 20 40 80

SCALE: 1" = 40'

NOTES

1. SOIL SAMPLES COLLECTED APRIL/MAY 2002
2. SOIL CONCENTRATIONS IN µg/kg
3. TCE and PCE only analytes tested for in DPT-2 –DPT-12 and DPT-15 in March 2001
4. ORIGINAL FIGURE PROVIDED BY S&ME

LEGEND

● SOIL SAMPLE LOCATION

REV	DATE	DES BY	DWN BY	CHK BY	APP BY
	DATE OF ISSUE 12/1/2004	S&ME N/A			

SOUTHERN METALS FINISHING
HUBER STREET
ATLANTA, GEORGIA

EXTENT OF cis-1,2-DCE IN SOIL - 0' TO 5'

DRAWING NO. **13A**

SMF 2665

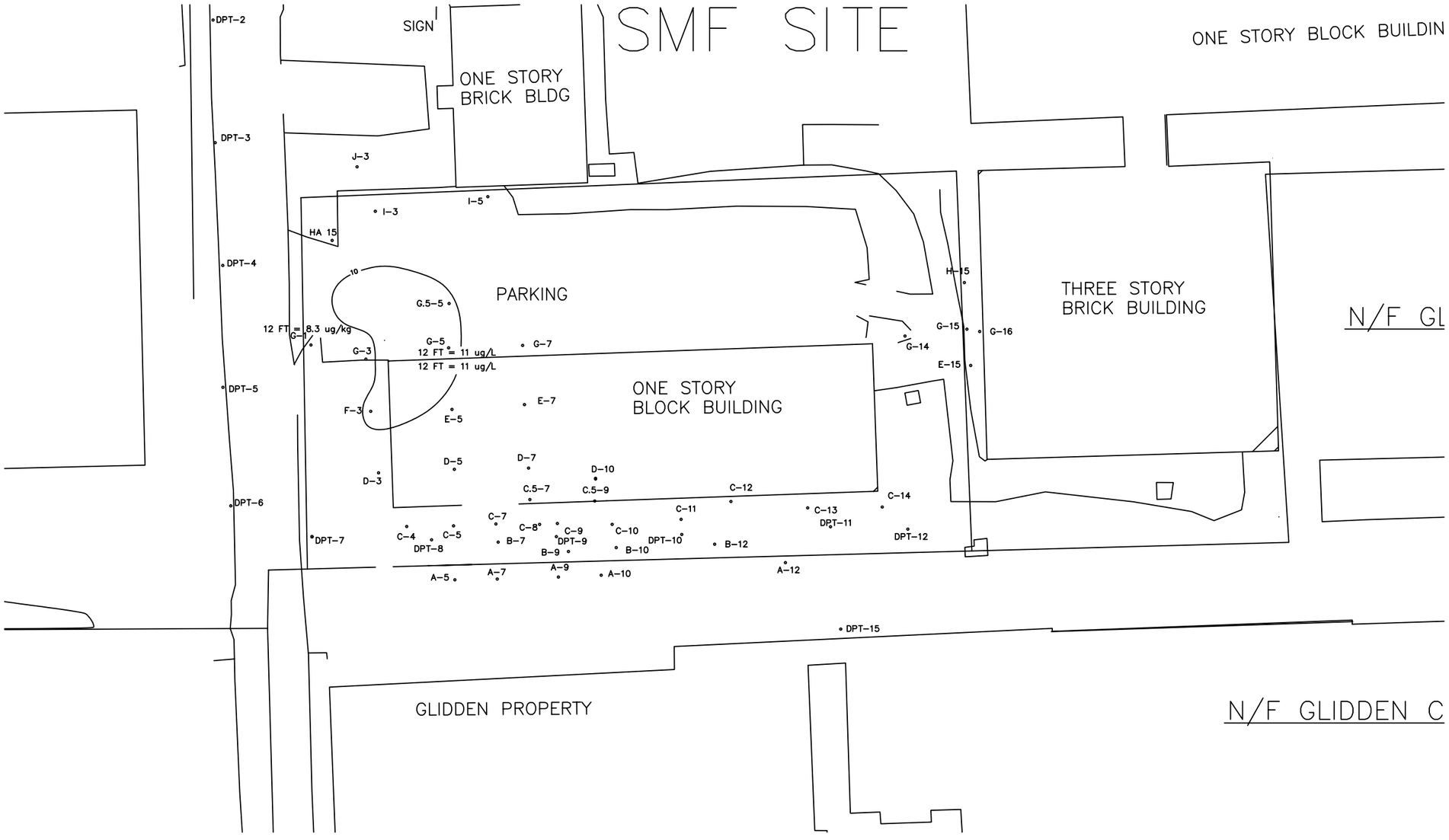

0 20 40 80

SCALE: 1" = 40'

NOTES

1. SOIL SAMPLES COLLECTED APRIL/MAY 2002
2. SOIL CONCENTRATIONS IN $\mu g/kg$
3. TCE and PCE only analytes tested for in DPT-2 -DPT-12 and DPT-15 in March 2001
4. ORIGINAL FIGURE PROVIDED BY S&ME

LEGEND

● SOIL SAMPLE LOCATION

REV	DATE	DESCRIPTION	DWN BY	DES BY	CHK BY	APP BY

DATE OF ISSUE 12/1/04 DWN BY S&ME DES BY JPC CHK BY APP BY

Peachtree Environmental

SOUTHERN METALS FINISHING
HUBER STREET
ATLANTA, GEORGIA

EXTENT OF cis-1,2-DCE IN SOIL - 5' TO 12'

DRAWING NO. 13B

SMF 2665

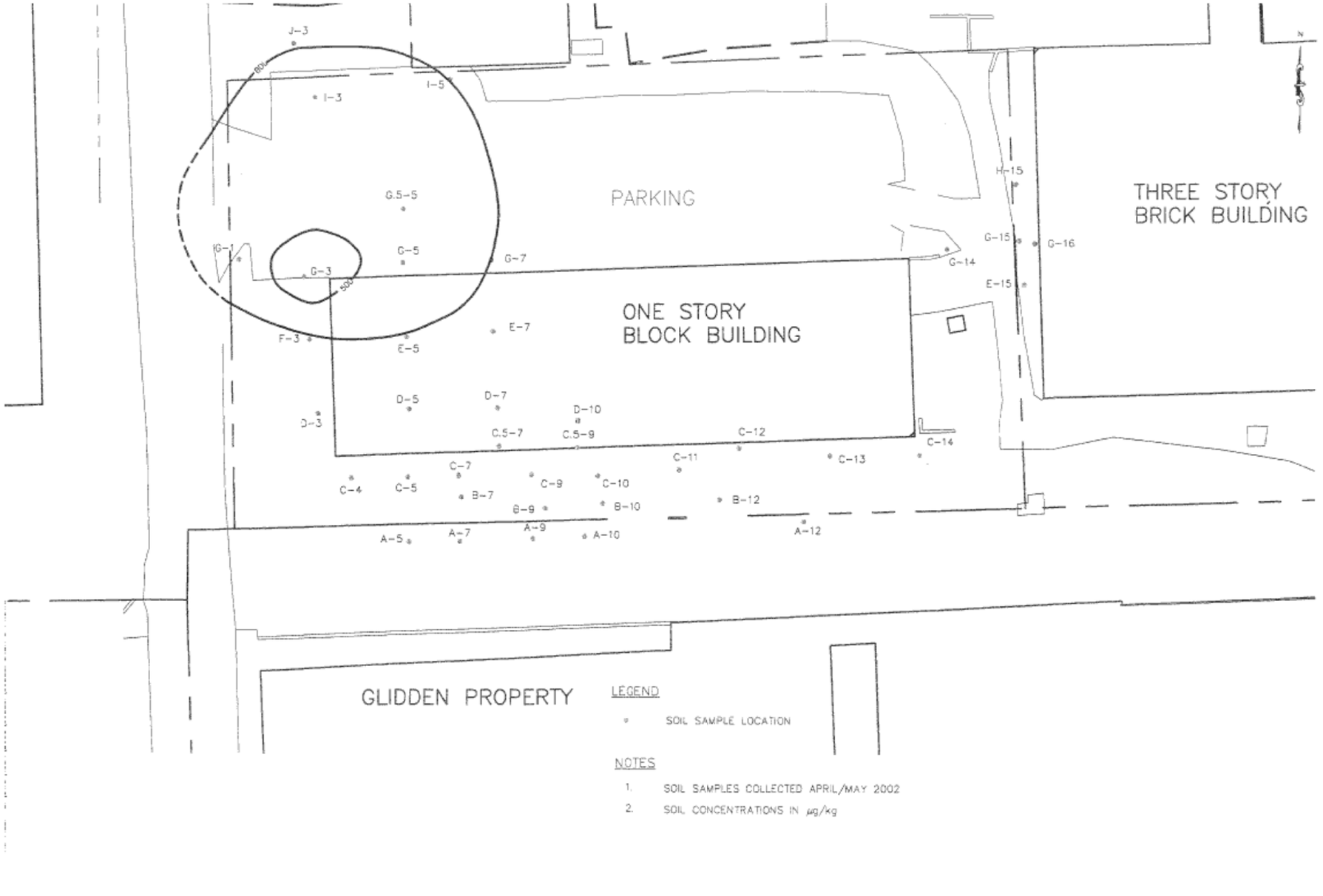

0 20 40 80

SCALE: 1" = 40'

NOTES

ORIGINAL FIGURE PROVIDED BY S&ME

LEGEND

● SOIL SAMPLE LOCATION

REV	DATE	DESCRIPTION	DWN BY	DES BY	CHK BY	APP BY

DATE OF ISSUE 12/1/04 DWN BY S&ME DES BY N/A CHK BY APP BY

Peachtree Environmental

SOUTHERN METALS FINISHING
HUBER STREET
ATLANTA, GEORGIA

EXTENT OF BTEX IN SOIL - 0' TO 5'

DRAWING NO. 14A

SMF 2665

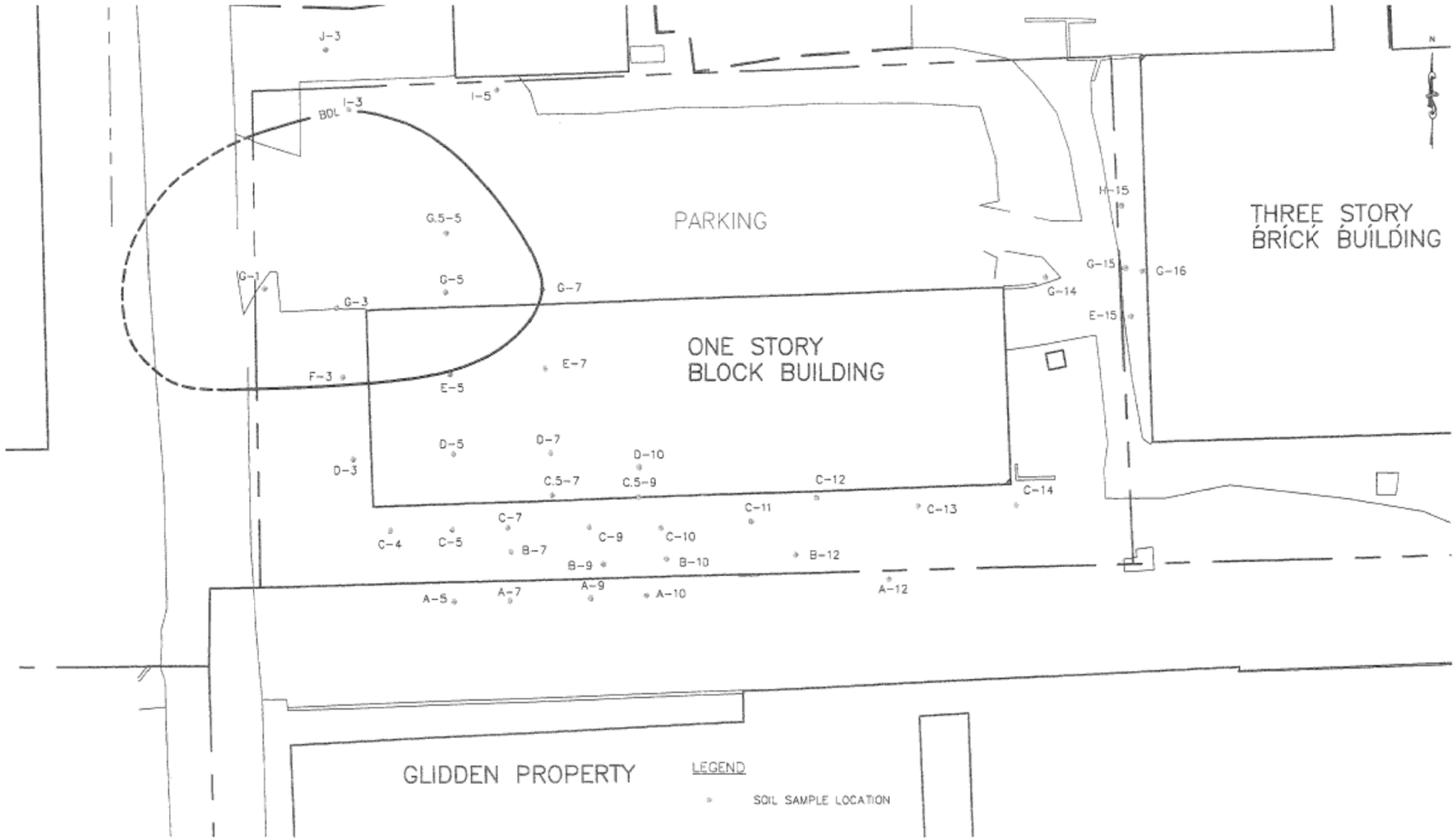

LEGEND

• SOIL SAMPLE LOCATION

NOTES

1. SOIL SAMPLES COLLECTED APRIL/MAY 2002
2. SOIL CONCENTRATIONS IN µg/kg

0 20 40 80

SCALE: 1" = 40'

NOTES

ORIGINAL FIGURE PROVIDED BY S&ME

LEGEND

• SOIL SAMPLE LOCATION

REV	DATE	DESCRIPTION	DWN BY	DES BY	CHK BY	APP BY

DATE OF ISSUE 12/1/04 DWN BY S&ME DES BY N/A CHK BY APP BY

Peachtree Environmental

SOUTHERN METALS FINISHING
HUBER STREET
ATLANTA, GEORGIA

EXTENT OF BTEX IN SOIL - 5' TO 12'

DRAWING NO. 14B

SMF 2665

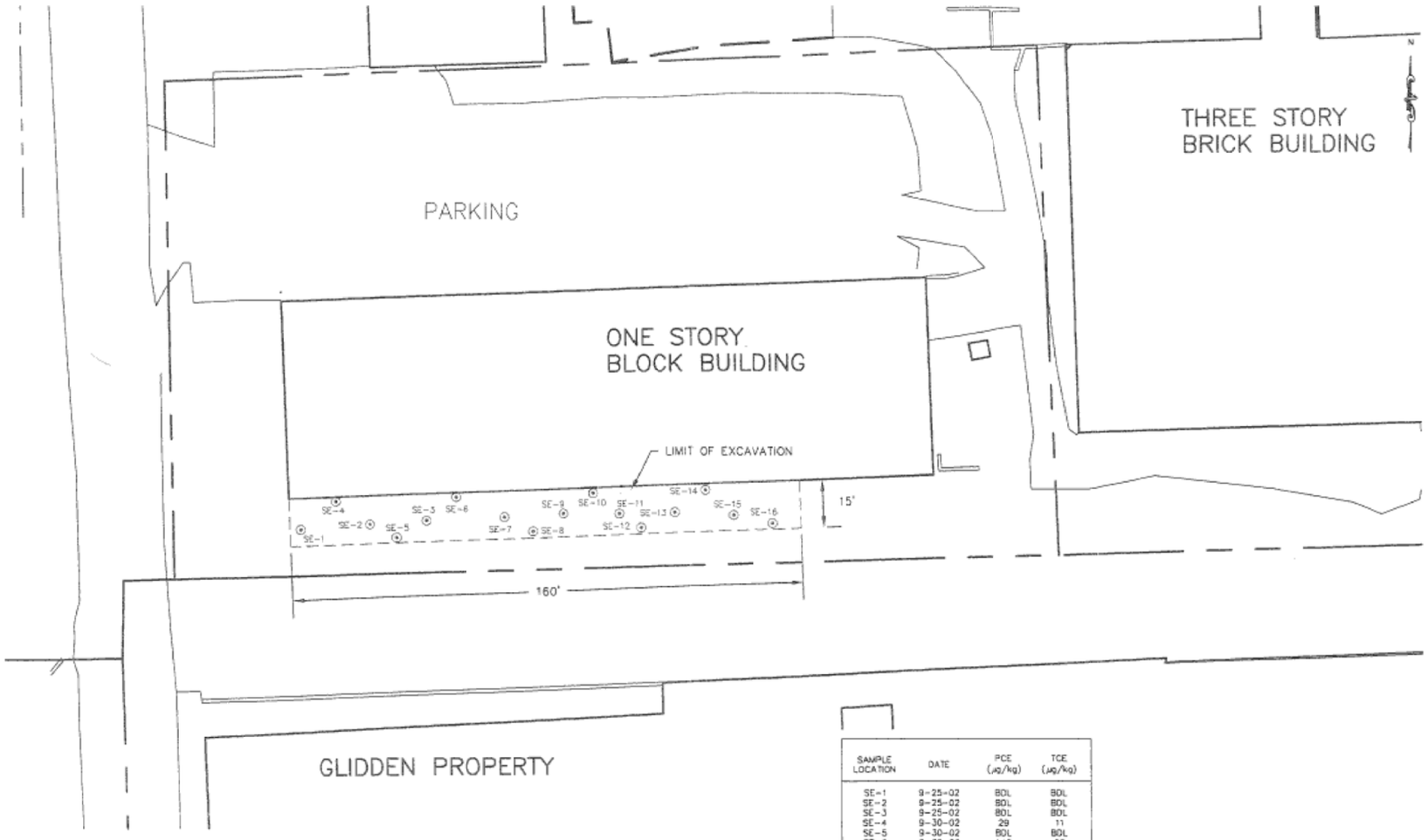

LEGEND

⊙ SOIL SAMPLE LOCATION

SAMPLE LOCATION	DATE	PCE (µg/kg)	TCE (µg/kg)
SE-1	9-25-02	BDL	BDL
SE-2	9-25-02	BDL	BDL
SE-3	9-25-02	BDL	BDL
SE-4	9-30-02	29	11
SE-5	9-30-02	BDL	BDL
SE-6	9-30-02	140	66
SE-7	9-30-02	BDL	BDL
SE-8	9-30-02	BDL	BDL
SE-9	9-30-02	BDL	BDL
SE-10	9-30-02	BDL	BDL
SE-11	9-30-02	BDL	BDL
SE-12	9-30-02	BDL	BDL
SE-13	9-30-02	BDL	BDL
SE-14	9-30-02	BDL	BDL
SE-15	9-30-02	BDL	BDL
SE-16	9-30-02	BDL	BDL

ORIGINAL FIGURE PROVIDED BY S&ME

MAGNETIC

REV	DATE	DESCRIPTION
	DATE OF ISSUE 12/1/02	DWN BY S&ME DES BY N/A CHK BY APP BY

Peachtree Environmental

SOUTHERN METALS FINISHING
HUBER STREET
ATLANTA, GEORGIA

2002 SOIL EXCAVATION CONFIRMATION LOCATIONS AND RESULTS

DRAWING NO. **15**

SMF 2665

LEGEND

SCSW-4 ⊕ SOIL SAMPLE LOCATION

SHIPPING/RECEIVING BUILDING

Loading Dock

PICNIC

SCSW-10

GRASS

SCSW-9

SCSW-6

SCSW-11

SCSW-3

CONCRETE

SCB-2

SCSW-7

SCB-1

SCSW-4

SCSW-2

CONCRETE

SCSW-5

SCSW-1

SCSW-8

NOT EXCAVATED DUE TO
LARGE CONCRETE DEBRIS/RUBBLE

HUBER STREET

MAGNETIC

SMF

OFFICE BUILDING

GRAPHIC SCALE

10 5 0 5 10

REV	DATE	DWN BY	DES BY	CHK BY	APP BY
	DATE OF ISSUE 12/1/04				

DESCRIPTION

DWN BY JEC
DES BY MHW
CHK BY WHL
APP BY CHM

Peachtree Environmental

SOUTHERN METALS FINISHING
HUBER STREET
ATLANTA, GEORGIA

SOIL EXCAVATION SAMPLE LOCATIONS

DRAWING NO. 16

SMF 2633

APPENDIX D

PHASE IV MONITORING WELL INSTALLATION & SOURCE AREA ASSESSMENT REPORT FOR THE WOODALL CREEK SITE (REVISED JUNE 2011) ON CD ONLY

PHASE IV MONITORING WELL INSTALLATION AND SOURCE AREA ASSESSMENT REPORT
FOR THE
WOODALL CREEK SITE
1575 HUBER STREET
ATLANTA, FULTON COUNTY, GEORGIA
HSI #10689

PREPARED FOR:

SOUTHERN METAL FINISHING COMPANY LLC
ON BEHALF OF
WOODALL CREEK SITE PROPERTIES
1581 HUBER STREET, N.W.
ATLANTA, GEORGIA 30381-7701

PRESENTED TO:

GEORGIA ENVIRONMENTAL PROTECTION DIVISION
HAZARDOUS WASTE MANAGEMENT BRANCH
2 MARTIN LUTHER KING, JR. DRIVE, S.E.
SUITE 1154 EAST
ATLANTA, GEORGIA 30334-9000

PREPARED BY:

PEACHTREE ENVIRONMENTAL, INC.
5384 CHAVERSHAM LANE
NORCROSS, GEORGIA 30092-2167
(770) 449-6100 OFFICE • (770) 449-6119 FAX
WWW.PEACHTREEENVIRONMENTAL.COM

JUNE 2011

© 2011 PEACHTREE ENVIRONMENTAL, INC.

THE INFORMATION CONTAINED IN THIS REPORT TITLED
" PHASE IV MONITORING WELL INSTALLATION AND SOURCE AREA ASSESSMENT REPORT FOR THE WOODALL CREEK SITE ATLANTA, FULTON COUNTY, GEORGIA HSI #10689"
IS CONFIDENTIAL AND IS INTENDED FOR THE EXCLUSIVE USE OF THE GEORGIA ENVIRONMENTAL PROTECTION DIVISION, HAZARDOUS SITE RESPONSE PROGRAM AND WOODALL CREEK SITE PROPERTIES

DOCUMENT PREPARED BY:



ARTHUR W. PICKEN III, P.E., PROJECT MANAGER

DOCUMENT REVIEWED BY:

WILLIAM H. LUCAS, III, P.G, PROJECT DIRECTOR

CHARLES H. MACPHERSON, JR., TECHNICAL DIRECTOR

JUNE 2011

© 2011 PEACHTREE ENVIRONMENTAL, INC.

PHASE IV MONITORING WELL INSTALLATION AND SOURCE AREA ASSESSMENT REPORT FOR THE WOODALL CREEK SITE ATLANTA, FULTON COUNTY, GEORGIA

TABLE OF CONTENTS

SECTION			PAGE
ACRONYMS			-iii-
1.0	**BACKGROUND**		-1-
	1.1	INTRODUCTION	-1-
	1.2	WOODALL CREEK CONSTITUENTS OF CONSTITUENTS	-3-
	1.3	PHASE I AND II SURFACE WATER SAMPLING APPROACH	-3-
	1.4	IN-STREAM WATER QUALITY STANDARDS	-3-
	1.5	PHASE IV CORRECTIVE ACTION OBJECTIVE	-4-
2.0	**PHASE IV CORRECTIVE ACTION PLAN IMPLEMENTATION**		-5-
	2.1	MONITORING WELL INSTALLATION	-5-
	2.2	GROUNDWATER SAMPLING	-8-
		2.2.1 Well Purging	-8-
		2.2.2 Sampling Procedures	-8-
		2.2.3 Decontamination Procedures	-9-
		2.2.4 Analytical Procedures	-9-
	2.3	STREAM SAMPLING	-9-
	2.4	SAMPLING RESULTS	-10-
		2.4.1 Groundwater Sampling Results	-10-
		2.4.2 Monitoring Well Soil Sampling Methods and Results	-13-
		2.4.3 Stream Sampling Results	-15-
3.0	**CONCLUSIONS AND RECOMMENDATIONS**		-16-

LIST OF TABLES

Table 1 - Groundwater Elevation Measurements
Table 2 - Historical Groundwater Results
Table 3 - Phase IV Site Wide Sampling Analytical Results
Table 4 - Phase IV PID Screening Results
Table 5 - Phase IV Soil Sampling Results
Table 6 - Woodall Creek Surface Water Sample Results

LIST OF FIGURES

Figure 1 - Woodall Creek Site Location
Figure 2 - Woodall Creek Site Layout
Figure 3 - Monitoring Well and Surface Water Sampling Locations (SS-1 through PB)
Figure 4 - Surface Water Sampling Locations (SS-1 through 2R500)
Figure 5 - Phase IV PCE Isocontours - Shallow Groundwater Bearing Zone
Figure 6 - Phase IV TCE Isocontours - Shallow Groundwater Bearing Zone
Figure 7 - Phase IV cis-1,2-DCE Isocontours - Shallow Groundwater Bearing Zone
Figure 8 - Monitoring Well Soil Sample Results
Figure 9 - Phase IV Potentiometric Groundwater Surface Map

LIST OF APPENDICES

Appendix A - Monitoring Well Construction Logs
Appendix B - Field Water Quality Sampling Forms
Appendix C - Laboratory Analytical Results

ACRONYMS

BDL	Below Detection Level
BTEX	Benzene, Toluene, Ethylbenzene and Xylenes
CA	Contamination Assessment
CAP	Corrective Action Plan
COCs	Constituents of Concern
CSR	Compliance Status Report
1,2-DCA	1,2-Dichloroethane
FI	Field Investigation
FS	Feasibility Study
EPD	Georgia Environmental Protection Division
GHWMA	Georgia Hazardous Waste Management Act
HEAST	Health Effects Assessment Summary Tables
HSA	Hollow Stem Auger
HSI	Hazardous Site Inventory
HSRA	Hazardous Site Response Act
HSRP	Hazardous Site Response Program
ISWQS	In-Stream Water Quality Standards
IRIS	Integrated Risk Information System
MCL	Maximum Contaminant Levels
mg/Kg	Milligrams per Kilogram (same as ppm)
mg/L	Milligrams per Liter (same as ppm)
NC	Notification Concentration
NOAA	National Oceanic and Atmospheric Administration
PCE	Tetrachloroethene
ppb	Parts per Billion
ppm	Parts per Million
PQL	Practical Quantitation Limit
RAGS	Risk Assessment Guidance for Superfund
RCRA	Resource Conservation and Recovery Act
RN	Release Notification
RQSM	Reportable Quantities Screening Method
RRS	Risk Reduction Standard
SDG	Sample Delivery Group
SESD	Science and Ecosystem Support Division
SMF	Southern Metal Finishing
TCE	Trichloroethene
TCLP	Toxicity Characteristic Leaching Procedure
UBL	Upper Background Limit
µg/L	Micrograms per Liter (same as ppb)
USEPA	United States Environmental Protection Agency
VOCs	Volatile Organic Compounds

1.0 BACKGROUND

1.1 INTRODUCTION

This Phase IV Monitoring Well and Source Area Assessment Report has been prepared by **PEACHTREE ENVIRONMENTAL, INC.** (Peachtree) for the Woodall Creek Site Properties on behalf of **SOUTHERN METAL FINISHING COMPANY LLC** (SMF) in accordance with the **GEORGIA ENVIRONMENTAL PROTECTION DIVISION** (Georgia EPD) approved CAP.

The Woodall Creek Site was initially scored for Hazardous Site Inventory(HSI) listing by the Georgia EPD based on concentrations of volatile organic compounds (principally Tetrachloroethene [PCE] and Trichloroethene [TCE]) detected in Woodall Creek. Woodall Creek is located approximately 1,500 feet southwest of the SMF facility. Thus, SMF and six other properties were placed on the HSI on February 2, 2001 (collectively referred to as the "Woodall Creek Site"). A Site Location Map is included as **Figure 1**. A Site Layout of the properties included in the Woodall Creek Site is included as **Figure 2**.

The other six properties making up the Woodall Creek HSI Site include:

- **AKZO Nobel Paints (Former Glidden Paint Facility, Former ICI Paint)** - The former Glidden Paint Company facility is located on the southern and eastern boundary of the SMF Property and consists of an abandoned warehouse area, manufacturing area, and former tank farm/drum storage areas. This property consists of approximately 13 acres.

- **Dobbins Mini-Warehouse Property (Former Huber Motor Express, Former Glidden Paint Facility)** - The Dobbins Mini-Warehouse property is located on the west side of Huber Street, to the west of the Glidden facility and southwest of the SMF Property. This property, comprising 6 acres, was formerly owned and operated by Glidden as a truck terminal and maintenance facility.

- **Futurex (Ellsworth Realty Property)** - The Ellsworth Realty property is an undeveloped, wooded property, approximately 3.6 acres in size and located approximately 400 feet southwest of the SMF Property on the east side of Ellsworth Industrial Drive. The property is adjacent to and directly west of the Dobbins Mini-Warehouse property.

- **Restaurant Supply (JMDH Real Estate) Property (Former Republic, Former Jodaco, Former Anderson, Former Case-Hoyt Property)** - This parcel encompasses approximately 4.8 acres and is located approximately 500 feet southwest of the SMF Property at 1455 Ellsworth Industrial Drive. The Glidden property forms the eastern border of the Restaurant/ Jodaco/Anderson/Case-Hoyt property, the Dobbins Mini-Warehouse and the Ellsworth Realty property border to the north and Ellsworth Industrial Drive forms the western boundary of the property. The former Jodaco property has now been demolished and redeveloped as a Restaurant Depot. Excavations during the development indicated historical landfill

operations in the area. Additionally, visual observations, sample results and strong odors in the excavated area provided evidence of impact from industrial operations. A Brownfields CAP/CSR report has been submitted to the EPD for the property.

- **Daltile Property (Former Reynolds Metal Property)** - This property consists of approximately 5.5 acres and is located on the east side of Ellsworth Industrial Drive, approximately 800 feet southwest of the SMF Property. The former Reynolds Metal property has now been converted into a Daltile, supplier of flooring. The Restaurant Depot Property forms the northern border of the property.

- **M-West Property (Former Georgia Pacific, Former ABC Supply, BVV, LLC, Property)** - The property is located at 1460 Ellsworth Industrial Drive, approximately 1,100 feet southwest of the SMF Property. The property consists of approximately 3.5 acres of land that existing structures were removed and re-graded in 2007. The property is located on the west side of Ellsworth Industrial Drive, southwest of the Republic property and west of the Tyler Edgerton property. Woodall Creek flows across the southern portion of this property. Prior to Winter and ABC ownership, the property was owned by the Georgia-Pacific Corporation. In late 2005 or 2006 the ABC Supply Co. was acquired by Winter Properties under the Georgia Brownfield program. BVV, LLC (an apparent affiliate of Winter) demolished the existing structures with the intent of pursuing a common scheme of development with the existing M-West condominium project west of Woodall Creek. Peachtree understands, however, that this project failed and that a lender, M-West 3Q10 Fund, LLC, managed by Anthem Capital Partners (the "M-West Lender"), acquired the former ABC Property from BVV, LLC by deed in lieu of foreclosure. The M-West Lender apparently caused the portion of the former ABC Property fronting on Ellsworth to be transferred to a new entity M-West Lots, LLC ("M-West Lots"). Clinton Cole, counsel for M-West Lots and the M-West Lender, reports that the portion of the former ABC Property that actually borders Woodall Creek is now owned by the home owners association for the existing M-West condominiums. As of the date of this Report, Peachtree has been unable to verify Mr. Cole's explanation for who now owns the portion of the former ABC Property bordering on the creek but, based on his statements, Peachtree will refer to the parcel still known as 1460 Ellsworth as the "Former ABC/M-West Lots Property", and refer to the parcel bordering the creek as the "Former ABC/M-West HOA Property."

- **Goodstone Property(s)** - An additional property, also referred to as the "Manorism" Property, was evaluated as part of these assessment activities. This property is located immediately north of the former ABC Supply property and has not previously been included as part of the Woodall Creek HSI Site. Based on the groundwater plume delineation/evaluation activities, it appears that the subject properties (i.e., 1494 and 1510 Ellsworth Industrial Boulevard) have been impacted by COCs from the up-gradient source area that is impacting Woodall Creek.

The upper reaches of the Woodall Creek watershed, from the head waters near the Atlanta Water Plant to Chattahoochee Avenue, encompass approximately 520 acres. Land use

within the watershed is principally industrial. The majority of Woodall Creek appears to follow a natural course with culverts at several road crossings. Woodall Creek ultimately flows into the Chattahoochee River via Peachtree Creek in Northwest Atlanta, approximately six miles west of the Site.

1.2 Woodall Creek Constituents of Constituents

The Woodall Creek Site was listed on the HSI for surface water impact to Woodall Creek for the following Constituents of Concern (COCs):

- 1,1-Dichloroethene (1,1-DCE - CAS - No. 75354)
- cis-1,2-Dichloroethene (cis-1,2-DCE - CAS No. 156592)
- Dibromochloromethane (DBCM - CAS No. 124481)
- Tetrachloroethene (PCE - CAS No.127184)
- Trichloroethene (TCE - CAS No. 79016)

1.3 Phase I and II Surface Water Sampling Approach

Initially, surface water samples were obtained during principally dryer weather surface water flow conditions at predetermined locations along Woodall Creek, beginning at Ellsworth Industrial Boulevard and continuing at consecutive intervals of fifty (50) feet to include sixteen (16) total sampling locations. Based on the analytical results from prior sampling events (i.e., Phase I sampling activities and the first four Phase II sampling events) an additional three sampling locations approximately 100 feet apart commencing downstream from sample point No. 16 were added to the sampling program beginning in April 2007. Surface water samples were also collected in November 2008, January 2009, August 2009 and April 2010.

1.4 In-Stream Water Quality Standards

The compliance objective for the Woodall Creek Site is to prevent regulated substances from entering Woodall Creek, through groundwater, that could result in exceedance of the in-stream water quality standard (ISWQS) specified in the Georgia Rules and Regulations for Water Quality Control, Chapter 391-3-6-.03(5).

The following are the ISWQS for the Woodall Creek Site constituents of concern:

Site COC	In-Stream Water Quality Standard [1] (ug/L)
1,1-Dichloroethene (1,1-DCE)	7,100
cis-1,2-Dichloroethene (cis-1,2-DCE)	N/A[2]
Dibromochloromethane (DBCM)	46
Tetrachloroethene (PCE)	3.3

Trichloroethene (TCE)	30

[1] Prepared in accordance with Georgia Rules for Water Quality Control Chapter 391-3-6-.03(5)(e)(iv).

[2] None identified at this time.

1.5 PHASE IV CORRECTIVE ACTION OBJECTIVE

With consideration of HSRA Rule 391-3-19-.07(4)(d), the goal of this Phase of the CAP is to determine the source area of COCs impacting Woodall Creek. To accomplish this objective, a "Phased Approach" was approved by the EPD in the CAP. Phase I field work was initiated on September 18, 2006 and completed in November 2006. The Phase II work included the Phase I work and was completed as of October 2007.

In accordance with the approved CAP and subsequently approved Phase II report, three groundwater monitoring wells were proposed to be installed along the section of Woodall Creek that was identified through stream sampling completed as part of the Phase I and Phase II tasks as the probable location of groundwater impacts to the stream. Following the installation of the three groundwater monitoring wells, the wells were developed and sampled in conjunction with a stream sampling event. The stream sampling event included the stream sampling locations utilized in the previously completed Phase II sampling events plus the six (6) new/additional down stream points.

The Phase III report, submitted in August 2008, attempted to bracket (located the point of highest groundwater impact that may effect Woodall Creek) the groundwater plume intersecting Woodall Creek as the initial three wells (MW-1, MW-2, and MW-3) installed as part of the activities all showed COC impacts. The Phase III report recommended that two (2) additional wells be installed in an attempt to bracket the groundwater plume.

After the latest attempts (October 2008, January 2009) to bracket the impacted groundwater plume with monitoring wells, the Phase IV work was implemented to further evaluate/determine the source area for impacts to groundwater. This report serves to describe those activities completed as part of the Phase IV investigation.

2.0 PHASE IV CORRECTIVE ACTION PLAN IMPLEMENTATION

In accordance with the approved CAP and Phase III Summary Report, two (2) groundwater monitoring wells (MW-4 and MW-5) were installed on October 21, 2008, and two additional monitoring wells (MW-6 and MW-7) were installed on January 8, 2009. The intent of the additional well installation and sampling was to complete bracketing of the groundwater plume intersecting/discharging to Woodall Creek. In order to determine the source area location for the groundwater plume, a series of groundwater monitoring wells were installed in lines perpendicular to the suspected groundwater flow direction. Groundwater samples were collected and the results analyzed. An additional row of monitoring wells were then placed, in an up-gradient groundwater flow direction from the first row of wells, in a line once again perpendicular to groundwater flow. This process was repeated until the apparent source area was identified.

After completion of the monitoring well installation, and focused plume delineation work, a select representation/number of Site-wide monitoring wells, extending from the SMF facility to Woodall Creek, were proposed to be sampled. This sampling/analysis event would provide an overall Woodall Creek HSI site/area wide assessment. Data from the entire area of impact (creek, and up-gradient groundwater from Woodall Creek) would be collected/analyzed during the same time period and allow for completion of an area wide assessment.

In addition to installing and sampling the groundwater monitoring wells, surface water within Woodall Creek was also proposed to be sampled and analyzed. The same stream sampling locations as utilized in the Phase III report were to be sampled as part of the Phase IV effort. Wells located on the Former ABC/M-West Lots Property and on the Former ABC/M-West HOA Property, as well as surface water points in Woodall Creek, were not sampled due to unresolved access issues with the M-West Lender and M-West Lots, LLC. Assuming access issues are resolved in a timeframe within which the data would still be useful for refining corrective action proposals, these wells and the Woodall Creek surface water sampling points will be sampled and an addendum to this report will be issued.

2.1 MONITORING WELL INSTALLATION

In addition to the two (2) monitoring wells proposed in the Phase III report (MW-4 and MW-5), two additional monitoring wells (MW-6 and MW-7) were also installed in an attempt to better bracket the impacted groundwater plume which presumably then enters Woodall Creek. Once groundwater concentrations reveal a highest point of impact (i.e. bracket groundwater table), the well with the highest reported groundwater COC concentrations was assumed to be most proximate to the center point of the impacted groundwater plume. A total of twenty (20) additional groundwater monitoring wells were installed and sampled using this approach.

More specifically, the following monitoring wells were installed to bracket the groundwater plume intersecting the stream:

A series of monitoring wells were installed across portions of the Former ABC Supply property as described above to locate the apparent source area. A total of twenty (20) additional groundwater monitoring wells were installed and sampled using this approach.

The following monitoring wells were installed to bracket the groundwater plume intersecting the stream:

MW-1, MW-2, MW-3, MW-4, MW-5, MW-6, and MW-7

Once the **initial line** of wells were installed, a series of three wells were placed in the suspected up-gradient direction and centered on the well previously installed with the highest reported groundwater COC concentrations (i.e., MW-3). The second series of wells were installed on March 18, 2009, and included MW-8, MW-9, and MW-10.

The **second series** of wells did not appear to bracket the groundwater plume as MW-8 exhibited the highest reported groundwater COC concentrations. Therefore, on July 7, 2009, two additional wells MW-11 and MW-12 were installed on the north and south end of the second series of wells. The second series of wells appeared to bracket the groundwater plume with MW-8 having the highest reported concentrations of COCs.

On March 23, 2010, the **third series** of wells were installed in the suspected up-gradient direction. Based on the second series of wells analytical results and historical groundwater data, monitoring wells MW-14, MW-15, MW-16 and MW-17 were installed. MW-14 and MW-15 were installed across portions of Republic Property Co. (Former Jodaco, Former Anderson, Former Case-Hoyt); while wells MW-16, and MW-17 were installed across portions of the Former Reynolds property. The groundwater plume appeared to be bracketed with the highest reported groundwater concentrations occurring in MW-16. Two additional wells MW-18 and MW-19 were installed and sampled on March 25, 2010 to better define the plume across portions of the Goodstone Property.

Based on the third series of wells analytical results, a **fourth series** of wells were installed in the suspected up-gradient direction. On June 3-4, 2010, monitoring wells MW-20, MW-21, MW-22, MW-23, and MW-24 were installed.

Monitoring wells MW-21, MW-22, and MW-23 were installed across portions of the Republic Property Co. (Former Jodaco, Former Anderson, Former Case-Hoyt) in an attempt to bracket the upgradient groundwater plume. Monitoring wells MW-20 and MW-24 were installed as a further delineation points on the Goodstone and Former Reynolds properties, respectively. Based on the analytical results, the groundwater plume appeared to be bracketed with MW-22 exhibiting the highest reported concentrations of COCs.

Based on the analytical testing results from the fourth series of monitoring wells, **a fifth**

and final series of monitoring wells were installed and sampled across portions of the Dobbins Mini-Warehouse Property. On October 27, 2010, monitoring wells MW-25, MW-26, MW-27, and MW-28 were installed.

Significantly, as discussed further in **Section 2.4.1**, the analytical results for the fifth series of wells showed groundwater concentrations substantially lower than the fourth series of wells. When coupled with the discovery of PCE concentrations greater than 1 ppm in one of the soil borings for this fifth series of wells, this data suggests a continuing source area at or just down gradient of this fifth series of new wells proximate to the southwest corner of the Dobbins Mini-Warehouse Property.

All monitoring wells were installed by a State of Georgia licensed drilling contractor using 4-¼ inch ID hollow stem augers. The wells were constructed of 2-inch diameter, flush coupled, Schedule 40 PVC riser and screen. In each well, the screen was set across the water table to allow for seasonal water level fluctuations. A filter pack was placed approximately two (2) feet above the screen by pouring sand through the open drill stem. Bentonite was also placed by pouring through the open drill stem resulting in each well having a minimum 2-foot thick bentonite seal placed above the sand pack. The bentonite seal was allowed to hydrate for approximately 15 minutes. The annular space was filled with a cement/bentonite grout to the surface and allowed to cure for 24 hours prior to construction of the well pad. Following completion of the well pad, a lockable cap and protective flush mount cover was installed to secure the well. Each monitoring well was developed utilizing a variable speed electric submersible purge pump with dedicated tubing. Temperature, pH, specific conductivity, and turbidity were measured for each well volume removed as a part of the development process. Well development was considered complete once these parameters stabilized (within 10%) and the monitoring wells were relatively free of sediments.

Each boring was logged from the ground surface to 15 feet. Split spoon samples were collected from the surface to 15 feet below ground surface. Four soil samples from each boring were collected at approximately 1, 5, 10, and 15 feet and screened with a PID, only the two samples with the highest PID reading were submitted for laboratory analysis. Soil samples were analyzed for volatile organic compounds (VOCs) by EPA Method 8260B. Soil sampling methods and results are further detailed in Section 2.4.2. All soil cuttings were placed into 55-gallon drums for disposal pending analytical results.

A Site Plan depicting the monitoring well locations are presented on **Figure 3**, while a copy of the boring logs and well construction details are included as **Appendix A**.

2.2 GROUNDWATER SAMPLING

2.2.1 Well Purging

Well purging and sampling activities were conducted in accordance with the U.S. Environmental Protection Agency (EPA) Science and Ecosystem Support Division (SESD) Operating Procedure (OP) for "Groundwater Sampling" (SESDPROC-301-R0, November 2007). Utilizing a Solinst electronic water level indicator, depth to

groundwater (static water level) was measured in each monitoring well to determine specific well volumes. These measurements were collected on the sample collection date in each monitoring well and are summarized on **Table 1**. (Note that once Peachtree is granted access to the M-West Lots and M-West HOA properties, a complete round of water levels will be collected within a 24-hour time period across the Woodall Creek Site.)

Prior to sample collection, each of the wells were purged of a minimum of three (3) well volumes to remove stagnant water from the screened portion of the wells and to allow for the collection of groundwater samples that are representative of the surrounding formation. In the event that a monitoring well was purged dry, a sample was collected subsequent to recharge. Individual monitoring well purge volumes were calculated as follows:

Depth of well (ft) - Static water level (ft) = Column of water (ft)

Column of water (linear ft) x 0.17 gallons x 3 = Gallons of water to purge

Wells were purged using a variable speed electric submersible purge pump with dedicated tubing. Discrete samples were collected at predetermined intervals and analyzed for field parameters which included temperature, pH, specific conductivity, and temperature. The results of these measurements are presented on the Field Water Quality Sampling Forms in **Appendix B**. [1]

The wells were purged of a minimum of three well volumes, until the field parameters stabilized, or until the wells were purged dry, whichever occurred first. In the event the well was purged dry, as observed at SFMW-11, DPMW-1S, and DPMW-3S, the wells were sampled after sufficient recovery had been achieved. On average, groundwater samples from SFMW-11, DPMW-1S, and DPMW-3S were collected approximately one to two hours following purging to dryness.

2.2.2 Sampling Procedures

Groundwater sampling was conducted in accordance with procedures outlined in SESD Operating Procedures for Groundwater Sampling, November 2007. Groundwater samples were collected following well purging and appropriate recharge. Copies of the data recorded during purging activities are included in the Field Water Quality Sampling Forms shown in **Appendix B**.

Wells were sampled using single-use (disposable), Teflon®, bottom-valve bailers. The samples were obtained by carefully lowering the bailer into the water column

[1] To anticipate a possible comment, bound field logs are not utilized by Peachtree as a professional and practical preference. Peachtree has received recent comments from the Georgia EPD at other sites regard the use of preprinted forms to insure that all relevant data is recorded in the field rather than bound log books. Printing "bound" log books with such information is an antiquated practice creating storage and copy/transfer issues when preparing reports, thereby increasing costs and the chance for error. Peachtree does not believe any USEPA protocol mandates the use of bound log books.

with a Teflon®-coated wire lead. The water samples were then carefully transferred from the bailers into the laboratory-supplied sample containers. Required sample volumes, types of containers, sample preservatives, and holding times followed guidelines presented in SESD guidelines, November 2007.

Sample containers were labeled and placed in iced containers for storage to maintain a temperature of 4° C. Chain-of-custody procedures were used to record and document sample times and changes of possession. A copy of Analytical Environmental Services, Inc. laboratory accreditation is provided in **Appendix C**.

2.2.3 Decontamination Procedures

All downhole and/or re-usable field monitoring and/or sampling equipment was properly decontaminated between monitoring/sampling locations in accordance with the SESD Operating Procedures for Field Equipment and Decontamination (SESDPROC-205-R0, November 2007). Specifically, two (2) 15-gallon, stainless steel tubs (a cleaning solution consisting of Alconox detergent and tap water and a rinse solution consisting of tap water) were utilized to decontaminate all downhole and/or re-usable field monitoring and/or sampling equipment. Equipment was submersed into the cleaning solution and components were brushed to remove any surface films and particulate material. Afterwards, equipment was submersed into the tap water rinse to remove any soap film. Following rinsing, all equipment was placed on a drying rack and allowed to air dry. Equipment which was not immediately being used was wrapped in plastic sheeting.

2.2.4 Analytical Procedures

Samples collected from monitoring wells were analyzed for volatile organic constituents (VOCs) via EPA Method 8260B. After collection, all sample coolers were delivered to Analytical Environmental Services, Inc. (AES) located in Atlanta, Georgia under proper chain-of-custody protocol for laboratory analyses for constituents of concern.

2.3 STREAM SAMPLING

Weather conditions were monitored on Site via personal observation to ensure there were no rain events in the three previous days before sampling. The stream was sampled on November 5, 2008, January 14, 2009, August 6, 2009, and April1, 2010. Due to unresolved site access issues, the stream was not sampled in conjunction with the sampling of the Site-wide monitoring wells completed in late February/early March 2011. However, provided the access issues can be resolved in a timeframe within which the data would be useful for refining corrective action approaches, Peachtree will produce an addendum setting forth that data.

Samples were collected in accordance with US EPA Region IV Science and Ecosystem Support Division (SESD) Operating Procedures (SESDPROC-201-RO - Surface Water Sampling). Clean nitrile gloves were used during sampling and changed between sampling points. Starting at the furthest downstream point, samples were collected near the center

of flow of the creek to obtain a representative sample. Water was allowed to flow through the sample point sufficiently to reduce turbidity prior to sample collection. Analytical Environmental Services, Inc., provided pre-preserved sample containers, chain of custody forms, and a cooler for use during each of the discrete sampling events. A new and sealed 40 mL vial containing the appropriate preservative was filled with water from the center of flow in the creek. The vial was then re-sealed carefully to prevent head space formation. Samples were placed in an ice-filled cooler and maintained below 4 degrees Celsius until hand delivery of the sample cooler to the laboratory. A laboratory chain of custody, including sample names, sample times, dates, and other pertinent information, was completed and submitted with the samples during each sampling event.

Analysis of the samples was performed according to approved US-EPA methods, using SW846 Method 8260B for Volatile Organics. The Quantitation Limit for each compound was based on the laboratory's self-determined Practical Quantitation Limit (PQL). One duplicate sample was collected for each ten (10) samples. Additionally, the laboratory shipping container contained one trip blank and one temperature blank for each sampling event. Laboratory chain of custody documentation and analytical results are included as **Appendix C**.

The following stream sampling locations previously utilized in Phase III CAP sampling event were sampled on November 5, 2008, January 14, 2009, August 6, 2009, and April 1, 2010:

- SS-1, SS-6, SS-7, SS-8, SS-9, SS-10, SS-11, SS-12, SS-13, SS-14, SS-16, SS-17, and SS-19, PB, RR, T1, 2R, and 2R500

All sampling points were selected based on geographic locations along the stream and are located on **Figure 4.** In an effort to limit surface water sampling to the affected area of the stream, only sample SS-1 was collected at the property boundary to verify whether impacts within the stream were originating from an upstream impact. Based on the Phase I, II, and III surface water sampling events, the reported PCE impacts were noted to occur after sample station SS-6. Therefore, sampling activities were concentrated from sample point SS-6 through 2R500.

2.4 SAMPLING RESULTS

2.4.1 Groundwater Sampling Results

During the Phase IV CAP implementation, monitoring wells for each of the five series discussed in Section 2.1 were sampled after the completion of the given series. Following completion of the five series of monitoring well installations, a select representation of monitoring wells extending from the SMF property to Woodall Creek was sampled in one Site-wide sampling event. Only monitoring wells located within the suspected core area of the groundwater plume were utilized as part of this Site-wide sampling effort.

In addition to installing and sampling the groundwater monitoring wells, surface water within Woodall Creek was also proposed to be sampled and analyzed. The stream sampling locations utilized in the Phase III report were proposed to also be utilized in the Phase IV sampling. However, the wells located on the Former ABC/M-West Lots Property and the Former ABC/M-West HOA Property, as well as the sample points in Woodall Creek itself were not sampled due to unresolved access issues with the M-West Lender and M-West Lots, LLC. Assuming the access issues are resolved in a timeframe within which the data would be useful, Peachtree will provide an addendum with data from these wells and surface water sampling points.

Eleven (11) COCs were reported at concentrations in excess of the laboratory method detection limit in samples collected across the Woodall Creek Site. These constituents included:

- Acetone
- Benzene
- Chloroform
- 1,1-Dichloroethene
- cis-1,2-Dichloroethene
- Ethylbenzene
- Isopropylbenzene
- Methylcyclohexane
- Tetrachloroethene
- Trichloroethene
- m,o, and p-Xylenes

Acetone

Acetone was reported at a concentration of 180 µg/L in well DPMW-3S located on the Dobbins Mini-Warehouse property. Acetone was not reported in excess of the laboratory detection limit in any of the remaining monitoring wells.

Benzene

Benzene was reported at concentrations exceeding the laboratory method detection limit in wells DPMW-26, JPMW-22, and JPMW-22D. Detections of Benzene ranged from 5.2 µg/L in DPMW-26 to 14 µg/L in monitoring well JPMW-22D. The Type 1/3 RRS for Benzene is 5 µg/L. Benzene was not reported in excess of the laboratory detection limit in any of the remaining monitoring wells.

Chloroform

Chloroform was reported at concentrations exceeding the laboratory method detection limit in wells DPMW-10, DPMW-2S, JPMW-22, and JPMW-22D. Detections of Chloroform ranged from 5.2 µg/L in DPMW-10 to 6.6 µg/L in DPMW-2S. The Type 1/3 RRS for Chloroform is 100 µg/L. Chloroform was not reported in excess of the laboratory detection limit in any of the remaining monitoring wells.

1,1-Dichloroethene

1,1-Dichloroethene was reported at concentrations of 6.7 µg/L in monitoring well DPMW-2I. The Type 1/3 RRS for 1,1 Dichloroethene is 7 µg/L . 1,1-Dichloroethene was not reported in excess of the laboratory detection limit in any of the remaining monitoring wells.

cis-1,2-Dichloroethene (cis-1,2-DCE)

cis-1,2-DCE was reported at concentrations exceeding the laboratory method detection limit in the following groundwater samples: SMFMW-2; DPMW-10; DPMW-26; DPMW-27; DPMW-2S; DPMW-2I; JPMW-16; JPMW-17; JPMW-21; JPMW-22; JPMW-22D; JPMW-23; GPMW-11; GPMW-18; GPMW-19; GPMW-20; and RPMW-2. Detections of cis-1,2-DCE ranged from 6.3 µg/L in monitoring wells DPMW-10 and DPMW-3I to 320 µg/L in monitoring well JPMW-22D. The Type 1/3 RRS for cis-1,2-DCE is the laboratory detection limit (i.e., 5 µg/L). cis-1,2-DCE was not reported in excess of the laboratory detection limit in any of the remaining monitoring well samples.

Ethylbenzene

Ethylbenzene was reported at concentration of 130 µg/L in monitoring well SMFMW-6. The Type 1/3 RRS for ethylbenzene is 700 µg/L. Ethylbenzene was not reported in excess of the laboratory detection limit in any of the remaining monitoring wells.

Isopropylbenzene

Isopropylbenzene was reported at concentration of 77 µg/L in monitoring well SMFMW-6. The Type 1/3 RRS for cis-1,2-DCE is the laboratory detection limit (i.e., 5 µg/L). Isopropylbenzene was not reported in excess of the laboratory detection limit in any of the remaining monitoring wells.

Methylcyclohexane

Methylcyclohexane was reported at concentration of 23 µg/L in monitoring well SMFMW-6. The Type 1/3 RRS for Methycyclohexane is the laboratory reporting limit of 5 µg/L. Methylcyclohexane was not reported in excess of the laboratory detection limit in any of the remaining monitoring wells.

Tetrachloroethene (PCE)

PCE was reported at concentrations exceeding the laboratory method detection limit in the following samples: SMFMW-2; SMFMW-3; SMFMW-4; SMFMW-6; SMFMW-7; SMFMW-9; SMFMW-13; SMFMW-14; SMFMWDS-1; SMFMWDS-2; SMWMWDS-3; DPMW-10; DPMW-25; DPMW-26; DPMW-27; DPMW-28; DPMW-2I, DPMW-2S; SPMW-3I; DPMW-3S; DPMW-4I; DPMW-4S; JPMW-16, JPMW-17; JPMW-21; JPMW-22; JPMW-23; GPMW-11; GPMW-18; GPMW-19; GPMW-20; RPMW-14; RPMW-15; and RPMW-24. PCE detections ranged from 5.8 µg/L in monitoring well SMFMW-9 to 1,600 in JPMW-16. The Type 1/3 RRS for PCE is 5 µg/L. PCE was not reported in excess of the laboratory detection limit in any of the remaining monitoring well samples.

Trichloroethene (TCE)

TCE was reported at concentrations exceeding the laboratory method detection limit in the following samples: SMFMW-1; SMFMW-2; SMFMW-3; SMFMW-14; DPMW-10; DPMW-25; DPMW-26; DPMW-27; DPMW-28; DPMW-2I; DPMW-2S; DPMW-3I; DPMW-4I; JPMW-16; JPMW-17; and JPMW-21. Concentrations of PCE ranged from TCE ranged from 6.6 µg/L in monitoring well JPMW-28 to 930 µg/L in monitoring well JPMW-16. TCE was not reported in excess of the laboratory detection limit in any of the remaining monitoring well samples.

m, o, and p-Xylenes

Xylenes were reported at concentration of 710 µg/L (total xylene) in monitoring well SMFMW-6. The Type 1/3 RRS for Xylene is 10,000 µg/L . Xylenes were not reported in excess of the laboratory detection limit in any of the remaining monitoring wells.

The historical analytical results for all monitoring wells are included in **Table 2**; while the analytical results from the March 2011 select monitoring well site-wide sampling event are included as **Table 3**.

The analytical results from the site-wide monitoring well sampling event suggest that the monitoring well locations have provided delineation of the core of the groundwater plume. Isocontour maps for PCE, TCE, and cis 1,2 DCE for the shallow water-bearing zone are provided on **Figures 5A, 6A,** and **7A**, respectively; while isocontour maps for PCE, TCE, and cis 1,2 DCE for the intermediate water-bearing zone are provided on **Figures 5B, 6B,** and **7B**, respectively.

Based upon our review of the groundwater and soil (discussed further in Section 2.4.2 below) data, the apparent source area for observed groundwater impacts appeared to be located between the third and fourth series of monitoring wells.

2.4.2 Monitoring Well Soil Sampling Methods and Results

The objectives of the field work for the soil sampling effort was to gather data for disposal of soil cuttings generated during the monitoring well installation activities and to ensure that the groundwater results were not being influenced by a potential soil source from areas above the groundwater sampling point. Soil samples were collected across the properties comprising the Site, and the results compared to applicable regulatory action levels regarding further assessment and/or corrective action.

As part of the well installation activities, two (2) discrete soil samples from each monitoring well soil boring location were collected and sent for laboratory analysis for COCs. Soil sampling was conducted utilizing drilling rig with a standard 24-inch, stainless-steel split spoon at the following borings:

- MW-8, MW-9, MW-10, MW/SB-15, MW/SB-16, MW/SB-17, MW/SB-18, MW/SB-19, MW/SB-20, MW/SB-21, MW/SB-22, MW/SB-23, MW/SB-24, MW-25, MW-26, MW-27, MW-28.

Upon advancement of borehole to target depth with the drill rig, the split spoon was attached to the drill string and hammered through bottom of the borehole. After the split spoon was driven 24-inches into the soil, the split spoon was pulled to the surface where the sample was collected by Method 5035 utilizing a compatible syringe sampler. Soil samples were then placed in two (2) 40-mL containers preserved with sodium bisulfate, one (1) 40-mL container preserved with methanol, and one (1) 2-oz un-preserved container. Approximately 5 grams of soil sample were placed in each of the 40-mL sample containers. Any additional soil remaining in the split spoon following sample collection was placed in a zip-lock bag and screened with a photoionization detector (PID).

Soil sampling at borings MW/SB-11, MW/SB-12, MW/SB-13, and MW/SB-14 was conducted utilizing direct-push methods. Continuous samples were collected at 5-foot intervals utilizing removable acetate sampling liners. Once at the surface, the acetate liners were removed from the direct push core and cut open to allow for sample collection via Method 5035 utilizing a compatible syringe sampler. Similar to the split spoon sampling method, soil samples were then placed in two (2) 40-mL containers preserved with sodium bisulfate, one (1) 40-mL container preserved with methanol, and one (1) 2-oz un-preserved container. Approximately 5 grams of soil sample were placed in each of the 40-mL sample containers. Any additional soil remaining in the split spoon following sample collection was placed in a zip-lock bag and screened with a photoionization detector (PID). The soil samples were selected based upon screening the soils with a PID and analyzing the highest measured soil aliquot. Soils were not collected from areas just above the groundwater table in order to minimize influence from volatilization of impacted groundwater into the soil samples. A summary of the PID screening results is provided in **Table 4.**

Peachtree's environmental investigation work (sample collection, sample containers, preservation materials, decontamination procedures for field equipment/instrumentation) were conducted in accordance with the US EPA Region IV Science and Ecosystem Support Division (SESD) Operating Procedures, dated November 2007. Specifically, all field equipment decontamination activities were conducted in accordance with the SESD Operating Procedures for Field Equipment and Decontamination (SESDPROC-205-R1, November 2007; Sections 3.3, 3.5, and 3.6); while sampling activities were conducted in accordance with procedures outlined in SESD Operating Procedures for Soil Sampling (SESDPROC-300-R1, November 2007; Sections 4.3 and 4.5). Required sample volumes, types of containers, sample preservatives, and holding times followed guidelines outlined in SESD Operating Procedures for Soil Sampling (SESDPROC-300-R1, November 2007; Section 2).

Laboratory analysis indicated detectable PCE concentrations in excess of the laboratory detection limit in eight (8) soil samples. The following soils samples exhibited detectable concentrations of Tetrachloroethene (PCE):

SAMPLE LOCATION & DEPTH (FEET BELOW GROUND SURFACE)	TETRACHLOROETHENE CONCENTRATION (MG/KG)
MW-10 at a depth of 9 feet	0.047
MW-16 (SB-16) at a depth of 15 feet	0.013
MW-17 (SB-17) at a depth of 9 feet	0.015
MW-18 (SB-18) at a depth of 5 feet	0.042
MW-18 (SB-18) at a depth of 10 feet	0.041
MW-23 (SB-23) at a depth of 5 feet	0.0089
MW-25 at a depth of 15 feet	1.1
MW-27 at a depth of 15 feet	0.0070

The soil analytical results are also included in **Table 5**. Soil sample results are depicted on **Figure 8**.

2.4.3 Stream Sampling Results

The last stream sampling results collected on April 1, 2010 indicated that the highest identified PCE impact was located at sample point SS-12. These stream sampling results were consistent with the Phase I, Phase II, and Phase III sampling results which previously identified the highest impacts between stream sampling locations SS-10 through SS-13, with sample location SS-11 consistently exhibiting the highest reported concentrations. The stream sample results indicated the following:

- Sample Points SS-1 through SS-8 were non-detectable for all analyzed constituents.
- Sample Points SS-9 through SS-12 showed the introduction of COCs within the stream with increasing concentrations occurring as the stream flow progressed down stream.
- Sample Points SS-13 through SS-19 showed slightly decreasing concentrations of COCs as flow progressed down stream.
- Sample Points PB, RR, T1, 2R, and 2R500, showed decreasing concentrations of COCs, with analytical results from Sample Point 2R500 being below detection limits for COCs.

The stream sampling results from April 2010 and from previous stream sampling events are summarized in **Table 6**.

3.0 CONCLUSIONS AND RECOMMENDATIONS

The results of the Phase IV investigations indicate that a continuing source for the groundwater plume impacting Woodall Creek still exists in the vicinity of MW-25 near the southwest corner of the Dobbins Mini-Warehouse Property. The soil impacts were located in the vicinity of a former building referred to as the "Aerosol Shed, Former Garage, Drain in Floor Leads to Slope", previously identified on Figure 4 of the previously submitted 2004 CSR. A review of the historical soil and groundwater data shows there has been very little soil assessment in this apparent source area.

In accordance with the approved CAP schedule, results from the Phase IV investigations will be utilized in the revised CAP due to EPD by June 1, 2011. Peachtree will endeavor to incorporate further delineation of this source area in that submittal. Additionally, if access issues are resolved in a timeframe within which data from the Former ABC/M-West Lots Property, the Former ABC/M-West HOA Property and the creek sampling points would be useful, an addendum to this report will be provided with the additional groundwater and surface water data.

TABLES

PHASE IV MONITORNG WELL INSTALLATION AND SOURCE AREA ASSESSMENT REPORT
WOODALL CREEK SITE
ATLANTA, FULTON COUNTY, GEORGIA

TABLE 1
Depth to Water Measurements and Monitoring Well Top of Casing Elevations

Well I.D.	Date	Top of Casing Elevation (feet)	Depth to Groundwater (feet)	Water Level Elevation (feet)
Southern Metal Finishing Property Wells				
SMFMW-18	02/28/11	911.61	23.21	888.40
SMFMW-6	02/28/11	901.17	16.45	884.72
SMFMW-11	02/28/11	908.47	19.60	888.87
SMFMW-7	02/28/11	906.35	19.79	886.56
SMFMWDS-1	02/28/11	906.19	19.48	886.71
SMFMW-3	02/28/11	900.29	17.71	882.58
SMFMW-4	02/28/11	899.78	16.71	883.07
SMFMW-17	03/01/11	904.50	18.70	885.80
SMFMWDS-3	03/01/11	900.04	16.99	883.05
SMFMW-9	03/01/11	903.78	18.32	885.46
SMFMW-10	03/01/11	903.90	19.98	883.92
SMFMW-1	03/01/11	899.16	16.93	882.23
SMFMW-2	03/01/11	901.25	18.74	882.51
Dobbins Property Wells				
DPMW-2	03/17/11	896.14	17.63	878.51
DPMW-4S	03/02/11	895.80	19.65	876.15
DPMW-4I	03/02/11	895.57	19.17	876.40
DPMW-26	03/02/11	897.11	36.25	860.86
DPMW-3S	03/02/11	895.61	27.63	867.98
DPMW-3I	03/02/11	895.67	27.61	868.06
DPMW-1S	03/02/11	895.99	22.91	873.08
DPMW-2S	03/03/11	895.29	17.20	878.09
DPMW-2I	03/03/11	895.71	18.65	877.06
DPMW-27	03/03/11	901.30	40.64	860.66
DPMW-25	03/03/11	895.58	39.11	856.47
DPMW-10	03/03/11	896.14	38.81	857.33
DPMW-28	03/03/11	896.25	37.55	858.70
Daltile (Former Reynolds Property) Wells				
RPMW-14	03/07/11	861.23	26.31	834.92
RPMW-15	03/07/11	861.44	21.45	839.99
RPMW-24	03/07/11	865.29	17.52	847.77
Goodstone Property Wells (1494 & 1510 Ellsworth Industrial Blvd.)				
GPMW-11	03/07/11	847.92	12.36	835.56
GPMW-19	03/08/11	841.86	12.91	828.95
GPMW-20	03/08/11	848.27	10.93	837.34
GPMW-18	03/08/11	846.48	10.28	836.20
Restaurant Supply (Former Jodaco Property) Wells				
JPMW-23	03/08/11	866.71	11.22	855.49
JPMW-22	03/08/11	866.76	12.60	854.16
JPMW-21	03/08/11	858.70	7.06	851.64
JPMW-16	03/11/11	864.63	20.95	843.68
JPMW-17	03/11/11	864.52	14.75	849.77
Huber Street Right-of-Way Wells				
SMFMW-12	03/02/11	894.60	15.88	878.72
SMFMW-13	03/01/11	895.45	20.15	875.30
SMFMW-14	03/01/11	894.94	12.90	882.04
HSMW-15	03/14/11	895.89	13.91	881.98
SMFMW-16	03/01/11	898.27	DRY	NA
SMFMW-DS-2	03/02/11	894.54	13.06	881.48
Macy's Property Well				
MPMW-19	03/21/11	ND	12.30	-

NOTES:
ND - Not Determined.

PHASE IV MONITORING WELL INSTALLATION AND SOURCE AREA ASSESSMENT REPORT
SOUTHERN METAL FINISHING PROPERTY
ATLANTA, FULTON COUNTY, GEORGIA

TABLE 2
Historical Summary of Analytical Testing Results of Groundwater Samples

WELL DESIGNATION (PROPERTY LOCATION)	MW-1 (ABC)	MW-1 (ABC)	MW-1 (ABC)	MW-1 (ABC)	MW-1 (ABC)	MW-2 (ABC)	MW-2 (ABC)
SAMPLE DATE	7/10/2008	11/5/2008	1/14/2009	8/3/2009	4/1/2010	7/10/2008	11/5/2008
ANALYTES	LABORATORY RESULTS (ug/L)						
TCL Volatile Organics							
1,1,1-Trichloroethane	< 5	< 5	< 5	< 5	< 5	< 5	< 5
1,1,2,2-Tetrachloroethane	< 5	< 5	< 5	< 5	< 5	< 5	< 5
1,1,2-Trichloroethane	< 5	< 5	< 5	< 5	< 5	< 5	< 5
1,1-Dichloroethane	< 5	< 5	< 5	< 5	< 5	< 5	< 5
1,1-Dichloroethene	< 5	< 5	< 5	**5.4**	< 5	< 5	< 5
1,2,4-Trichlorobenzene	< 5	< 5	< 5	NR	< 5	< 5	< 5
1,2-Dibromo-3-chloropropane	< 5	< 5	< 5	NR	< 5	< 5	< 5
1,2-Dibromoethane	< 5	< 5	< 5	NR	< 5	< 5	< 5
1,2-Dichlorobenzene	< 5	< 5	< 5	< 5	< 5	< 5	< 5
1,2-Dichloroethane	< 5	< 5	< 5	< 5	< 5	< 5	< 5
1,2-Dichloropropane	< 5	< 5	< 5	< 5	< 5	< 5	< 5
1,3-Dichlorobenzene	< 5	< 5	< 5	< 5	< 5	< 5	< 5
1,4-Dichlorobenzene	< 5	< 5	< 5	< 5	< 5	< 5	< 5
2-Butanone	< 10	< 10	< 10	< 50	< 50	< 10	< 10
2-Chloroethyl vinyl ether	NR	NR	NR	< 50	NR	NR	NR
2-Hexanone	< 10	< 10	< 10	< 50	< 50	< 10	< 10
4-Methyl-2-pentanone	< 10	< 10	< 10	< 50	< 50	< 10	< 10
Acetone	< 20	< 20	< 20	< 50	< 50	< 50	< 50
Benzene	< 5	< 5	< 5	< 5	< 5	< 5	< 5
Bromodichloromethane	< 5	< 5	< 5	< 5	< 5	< 5	< 5
Bromoform	< 5	< 5	< 5	< 5	< 5	< 5	< 5
Bromomethane	< 5	< 5	< 5	< 5	< 5	< 5	< 5
Carbon disulfide	< 5	< 5	< 5	< 5	< 5	< 5	< 5
Carbon tetrachloride	< 5	< 5	< 5	< 5	< 5	< 5	< 5
Chlorobenzene	< 5	< 5	< 5	< 5	< 5	< 5	< 5
Chloroethane	< 10	< 10	< 10	< 10	< 10	< 10	< 10
Chloroform	< 5	< 5	< 5	< 5	< 5	< 5	< 5
Chloromethane	< 10	< 10	< 10	< 10	< 10	< 10	< 10
cis-1,2-Dichloroethene	**71**	**190**	**210**	**260**	**420**	**120**	**64**
cis-1,3-Dichloropropene	< 5	< 5	< 5	< 5	< 5	< 5	< 5
Cyclohexane	< 5	< 5	< 5	NR	< 5	< 5	< 5
Dibromochloromethane	< 5	< 5	< 5	< 5	< 5	< 5	< 5
Dichlorodifluoromethane	< 10	< 10	< 10	NR	< 10	< 10	< 10
Ethylbenzene	< 5	< 5	< 5	< 5	< 5	< 5	< 5
Freon-113	< 10	< 10	< 10	NR	< 10	< 10	< 10
Isopropylbenzene	< 5	< 5	< 5	NR	< 5	< 5	< 5
m,p-Xylene	< 10	< 10	< 10	NR	< 10	< 10	< 10
Methyl acetate	< 5	< 5	< 5	NR	< 5	< 5	< 5
Methyl tert-butyl ether	< 5	< 5	< 5	< 5	< 5	< 5	< 5
Methylcyclohexane	< 5	< 5	< 5	NR	< 5	< 5	< 5
Methylene chloride	< 5	< 5	< 5	< 5	< 5	< 5	< 5
o-Xylene	< 5	< 5	< 5	NR	< 5	< 5	< 5
Styrene	< 5	< 5	< 5	< 5	< 5	< 5	< 5
Tetrachloroethene	**200**	**240**	**230**	**310**	**250**	**130**	**150**
Toluene	< 5	< 5	< 5	< 5	< 5	< 5	< 5
trans-1,2-Dichloroethene	< 5	< 5	< 5	< 5	< 5	**6.8**	< 5
trans-1,3-Dichloropropene	< 5	< 5	< 5	< 5	< 5	< 5	< 5
Trichloroethene	**260**	**330**	**260**	**260**	**200**	**110**	**110**
Trichlorofluoromethane	< 5	< 5	< 5	< 5	< 5	< 5	< 5
Vinyl acetate	NR	< 100	NR	< 100	NR	NR	NR
Vinyl chloride	**18**	**26**	**18**	**12**	**16**	< 2	< 2
Xylenes, Total	< 15	< 15	< 15	< 15	< 15	< 15	< 15

NOTES:

1). Property designations as follows: Southern Metal Finishing (SMF); Dobbins (DOBBINS); Former ABC (ABC); Goodstone (GOODSTONE); Restaurant Supply (RS); Daltile (DAL).

2). Bolded / shaded numbers exceed laboratory method detection limit and/or Risk Reduction Standard.

TABLE 2
Historical Summary of Analytical Testing Results of Groundwater Samples

WELL DESIGNATION (PROPERTY LOCATION)	MW-2 (ABC)	MW-2 (ABC)	MW-2 (ABC)	MW-3 (ABC)	MW-3 (ABC)	MW-3 (ABC)	MW-3 (ABC)
SAMPLE DATE	1/14/2009	8/3/2009	4/1/2010	7/10/2008	11/5/2008	1/14/2009	8/3/2009
ANALYTES	LABORATORY RESULTS (ug/L)						
TCL Volatile Organics							
1,1,1-Trichloroethane	< 5	< 5	< 5	< 5	< 5	< 5	< 5
1,1,2,2-Tetrachloroethane	< 5	< 5	< 5	< 5	< 5	< 5	< 5
1,1,2-Trichloroethane	< 5	< 5	< 5	< 5	< 5	< 5	< 5
1,1-Dichloroethane	< 5	< 5	< 5	< 5	< 5	< 5	< 5
1,1-Dichloroethene	< 5	< 5	< 5	<5	< 5	< 5	< 5
1,2,4-Trichlorobenzene	< 5	< 5	< 5	NR	< 5	< 5	< 5
1,2-Dibromo-3-chloropropane	< 5	< 5	< 5	NR	< 5	< 5	< 5
1,2-Dibromoethane	< 5	< 5	< 5	NR	< 5	< 5	< 5
1,2-Dichlorobenzene	< 5	< 5	< 5	< 5	< 5	< 5	< 5
1,2-Dichloroethane	< 5	< 5	< 5	< 5	< 5	< 5	< 5
1,2-Dichloropropane	< 5	< 5	< 5	< 5	< 5	< 5	< 5
1,3-Dichlorobenzene	< 5	< 5	< 5	< 5	< 5	< 5	< 5
1,4-Dichlorobenzene	< 5	< 5	< 5	< 5	< 5	< 5	< 5
2-Butanone	< 10	< 10	< 10	< 50	< 50	< 10	< 10
2-Chloroethyl vinyl ether	NR	NR	NR	< 50	NR	NR	NR
2-Hexanone	< 10	< 10	< 10	< 50	< 50	< 10	< 10
4-Methyl-2-pentanone	< 10	< 10	< 10	< 50	< 50	< 10	< 10
Acetone	< 20	< 20	< 20	< 50	< 50	< 50	< 50
Benzene	< 5	< 5	< 5	< 5	< 5	< 5	< 5
Bromodichloromethane	< 5	< 5	< 5	< 5	< 5	< 5	< 5
Bromoform	< 5	< 5	< 5	< 5	< 5	< 5	< 5
Bromomethane	< 5	< 5	< 5	< 5	< 5	< 5	< 5
Carbon disulfide	< 5	< 5	< 5	< 5	< 5	< 5	< 5
Carbon tetrachloride	< 5	< 5	< 5	< 5	< 5	< 5	< 5
Chlorobenzene	< 5	< 5	< 5	< 5	< 5	< 5	< 5
Chloroethane	< 10	< 10	< 10	< 10	< 10	< 10	< 10
Chloroform	< 5	< 5	< 5	< 5	< 5	< 5	< 5
Chloromethane	< 10	< 10	< 10	< 10	< 10	< 10	< 10
cis-1,2-Dichloroethene	**48**	**49**	**39**	**190**	**170**	**150**	**140**
cis-1,3-Dichloropropene	< 5	< 5	< 5	< 5	< 5	< 5	< 5
Cyclohexane	< 5	< 5	< 5	NR	< 5	< 5	< 5
Dibromochloromethane	< 5	< 5	< 5	< 5	< 5	< 5	< 5
Dichlorodifluoromethane	< 10	< 10	< 10	NR	< 10	< 10	< 10
Ethylbenzene	< 5	< 5	< 5	< 5	< 5	< 5	< 5
Freon-113	< 10	< 10	< 10	NR	< 10	< 10	< 10
Isopropylbenzene	< 5	< 5	< 5	< 5	**5.1**	< 5	< 5
m,p-Xylene	< 10	< 10	< 10	NR	< 10	< 10	< 10
Methyl acetate	< 5	< 5	< 5	NR	< 5	< 5	< 5
Methyl tert-butyl ether	< 5	< 5	< 5	< 5	< 5	< 5	< 5
Methylcyclohexane	< 5	< 5	< 5	NR	< 5	< 5	15
Methylene chloride	< 5	< 5	< 5	< 5	< 5	< 5	< 5
o-Xylene	< 5	< 5	< 5	< 5	< 5	< 5	< 5
Styrene	< 5	< 5	< 5	< 5	< 5	< 5	< 5
Tetrachloroethene	**130**	**93**	**330**	**820**	**1200**	**820**	**900**
Toluene	< 5	< 5	< 5	< 5	< 5	< 5	< 5
trans-1,2-Dichloroethene	< 5	< 5	< 5	**6.8**	< 5	< 5	< 5
trans-1,3-Dichloropropene	< 5	< 5	< 5	< 5	< 5	< 5	< 5
Trichloroethene	**91**	**88**	**160**	**530**	**760**	**530**	**520**
Trichlorofluoromethane	< 5	< 5	< 5	< 5	< 5	< 5	< 5
Vinyl acetate	NR	< 100	NR	< 100	NR	NR	NR
Vinyl chloride	< 2	< 2	< 2	< 2	< 2	< 2	< 2
Xylenes, Total	< 15	< 15	< 15	<5	**8.2**	**9.2**	**9.8**

NOTES:

1). Property designations as follows: Southern Metal Finishing (SMF); Dobbins (DOBBINS); Former ABC (ABC); Goodstone (GOODSTONE); Restaurant Supply (RS); Daltile (DAL).

2). Bolded / shaded numbers exceed laboratory method detection limit and/or Risk Reduction Standard.

TABLE 2
Historical Summary of Analytical Testing Results of Groundwater Samples

WELL DESIGNATION (PROPERTY LOCATION)	MW-3 (ABC)	MW-4 (ABC)	MW-4 (ABC)	MW-4 (ABC)	MW-4 (ABC)	MW-5 (ABC)	MW-5 (ABC)
SAMPLE DATE	4/1/2010	11/5/2008	1/14/2009	8/3/2009	4/1/2010	11/5/2008	1/14/2009
ANALYTES	LABORATORY RESULTS (ug/L)						
TCL Volatile Organics							
1,1,1-Trichloroethane	< 5	< 5	< 5	< 5	< 5	< 5	< 5
1,1,2,2-Tetrachloroethane	< 5	< 5	< 5	< 5	< 5	< 5	< 5
1,1,2-Trichloroethane	< 5	< 5	< 5	< 5	< 5	< 5	< 5
1,1-Dichloroethane	< 5	< 5	< 5	< 5	< 5	< 5	< 5
1,1-Dichloroethene	< 5	< 5	< 5	<5	< 5	< 5	< 5
1,2,4-Trichlorobenzene	< 5	< 5	< 5	NR	< 5	< 5	< 5
1,2-Dibromo-3-chloropropane	< 5	< 5	< 5	NR	< 5	< 5	< 5
1,2-Dibromoethane	< 5	< 5	< 5	NR	< 5	< 5	< 5
1,2-Dichlorobenzene	< 5	< 5	< 5	< 5	< 5	< 5	< 5
1,2-Dichloroethane	< 5	< 5	< 5	< 5	< 5	< 5	< 5
1,2-Dichloropropane	< 5	< 5	< 5	< 5	< 5	< 5	< 5
1,3-Dichlorobenzene	< 5	< 5	< 5	< 5	< 5	< 5	< 5
1,4-Dichlorobenzene	< 5	< 5	< 5	< 5	< 5	< 5	< 5
2-Butanone	< 10	< 10	< 10	< 50	< 50	< 10	< 10
2-Chloroethyl vinyl ether	NR	NR	NR	< 50	NR	NR	NR
2-Hexanone	< 10	< 10	< 10	< 50	< 50	< 10	< 10
4-Methyl-2-pentanone	< 10	< 10	< 10	< 50	< 50	< 10	< 10
Acetone	< 20	< 20	< 20	< 50	< 50	< 50	< 50
Benzene	< 5	< 5	< 5	< 5	< 5	< 5	< 5
Bromodichloromethane	< 5	< 5	< 5	< 5	< 5	< 5	< 5
Bromoform	< 5	< 5	< 5	< 5	< 5	< 5	< 5
Bromomethane	< 5	< 5	< 5	< 5	< 5	< 5	< 5
Carbon disulfide	< 5	< 5	< 5	< 5	< 5	< 5	< 5
Carbon tetrachloride	< 5	< 5	< 5	< 5	< 5	< 5	< 5
Chlorobenzene	< 5	< 5	< 5	< 5	< 5	< 5	< 5
Chloroethane	< 10	< 10	< 10	< 10	< 10	< 10	< 10
Chloroform	< 5	< 5	< 5	< 5	< 5	**8.6**	**6.2**
Chloromethane	< 10	< 10	< 10	< 10	< 10	< 10	< 10
cis-1,2-Dichloroethene	**150**	**70**	**72**	**87**	**100**	**170**	**140**
cis-1,3-Dichloropropene	< 5	< 5	< 5	< 5	< 5	< 5	< 5
Cyclohexane	< 5	< 5	< 5	NR	< 5	< 5	< 5
Dibromochloromethane	< 5	< 5	< 5	< 5	< 5	< 5	< 5
Dichlorodifluoromethane	< 10	< 10	< 10	NR	< 10	< 10	< 10
Ethylbenzene	< 5	< 5	< 5	< 5	< 5	< 5	< 5
Freon-113	< 10	< 10	< 10	NR	< 10	< 10	< 10
Isopropylbenzene	< 5	< 5	< 5	< 5	< 5	< 5	< 5
m,p-Xylene	< 10	< 10	< 10	NR	< 10	< 10	< 10
Methyl acetate	< 5	< 5	< 5	NR	< 5	< 5	< 5
Methyl tert-butyl ether	< 5	< 5	< 5	< 5	< 5	< 5	< 5
Methylcyclohexane	< 5	**6.5**	< 5	<5	< 5	**6.5**	<5
Methylene chloride	< 5	< 5	< 5	< 5	< 5	< 5	< 5
o-Xylene	< 5	< 5	< 5	NR	< 5	< 5	< 5
Styrene	< 5	< 5	< 5	< 5	< 5	< 5	< 5
Tetrachloroethene	**950**	**450**	**490**	**620**	**610**	**440**	**460**
Toluene	< 5	< 5	< 5	< 5	< 5	< 5	< 5
trans-1,2-Dichloroethene	< 5	< 5	< 5	<5	< 5	< 5	< 5
trans-1,3-Dichloropropene	< 5	< 5	< 5	< 5	< 5	< 5	< 5
Trichloroethene	**480**	**270**	**290**	**310**	**270**	**290**	**290**
Trichlorofluoromethane	< 5	< 5	< 5	< 5	< 5	< 5	< 5
Vinyl acetate	NR	< 100	NR	< 100	NR	NR	NR
Vinyl chloride	< 2	< 2	< 2	< 2	< 2	< 2	< 2
Xylenes, Total	< 5	< 5	**9**	**6.5**	< 5	< 5	< 5

NOTES:

1). Property designations as follows: Southern Metal Finishing (SMF); Dobbins (DOBBINS); Former ABC (ABC); Goodstone (GOODSTONE); Restaurant Supply (RS); Daltile (DAL).

2). Bolded / shaded numbers exceed laboratory method detection limit and/or Risk Reduction Standard.

PHASE IV MONITORING WELL INSTALLATION AND SOURCE AREA ASSESSMENT REPORT
SOUTHERN METAL FINISHING PROPERTY
ATLANTA, FULTON COUNTY, GEORGIA

TABLE 2
Historical Summary of Analytical Testing Results of Groundwater Samples

WELL DESIGNATION (PROPERTY LOCATION)	MW-5 (ABC)	MW-5 (ABC)	MW-6 (ABC)	MW-6 (ABC)	MW-6 (ABC)	MW-7 (ABC)	MW-7 (ABC)
SAMPLE DATE	8/3/2009	4/1/2010	1/14/2009	8/3/2009	4/1/2010	1/14/2009	8/3/2009
ANALYTES	LABORATORY RESULTS (ug/L)						
TCL Volatile Organics							
1,1,1-Trichloroethane	< 5	< 5	< 5	< 5	< 5	< 5	**10**
1,1,2,2-Tetrachloroethane	< 5	< 5	< 5	< 5	< 5	< 5	< 5
1,1,2-Trichloroethane	< 5	< 5	< 5	< 5	< 5	< 5	< 5
1,1-Dichloroethane	< 5	< 5	< 5	< 5	< 5	< 5	< 5
1,1-Dichloroethene	< 5	< 5	< 5	< 5	< 5	**19**	**32**
1,2,4-Trichlorobenzene	< 5	< 5	< 5	NR	**7.7**	< 5	< 5
1,2-Dibromo-3-chloropropane	< 5	< 5	< 5	NR	< 5	< 5	< 5
1,2-Dibromoethane	< 5	< 5	< 5	NR	< 5	< 5	< 5
1,2-Dichlorobenzene	< 5	< 5	< 5	< 5	< 5	< 5	< 5
1,2-Dichloroethane	< 5	< 5	< 5	< 5	< 5	< 5	< 5
1,2-Dichloropropane	< 5	< 5	< 5	< 5	< 5	< 5	< 5
1,3-Dichlorobenzene	< 5	< 5	< 5	< 5	< 5	< 5	< 5
1,4-Dichlorobenzene	< 5	< 5	< 5	< 5	< 5	< 5	< 5
2-Butanone	< 10	< 10	< 10	< 50	< 50	< 10	< 10
2-Chloroethyl vinyl ether	NR	NR	NR	< 50	NR	NR	NR
2-Hexanone	< 10	< 10	< 10	< 50	< 50	< 10	< 10
4-Methyl-2-pentanone	< 10	< 10	< 10	< 50	< 50	< 10	< 10
Acetone	< 20	< 20	< 20	< 50	< 50	< 50	< 50
Benzene	< 5	< 5	< 5	< 5	< 5	< 5	< 5
Bromodichloromethane	< 5	< 5	< 5	< 5	< 5	< 5	< 5
Bromoform	< 5	< 5	< 5	< 5	< 5	< 5	< 5
Bromomethane	< 5	< 5	< 5	< 5	< 5	< 5	< 5
Carbon disulfide	< 5	< 5	< 5	< 5	< 5	< 5	< 5
Carbon tetrachloride	< 5	< 5	< 5	< 5	< 5	< 5	< 5
Chlorobenzene	< 5	< 5	< 5	< 5	< 5	< 5	< 5
Chloroethane	< 10	< 10	< 10	< 10	< 10	< 10	< 10
Chloroform	< 5	< 5	< 5	< 5	< 5	< 5	< 5
Chloromethane	< 10	< 10	< 10	< 10	< 10	< 10	< 10
cis-1,2-Dichloroethene	**140**	**170**	**58**	**100**	**110**	**11**	**10**
cis-1,3-Dichloropropene	< 5	< 5	< 5	< 5	< 5	< 5	< 5
Cyclohexane	< 5	< 5	< 5	NR	< 5	< 5	< 5
Dibromochloromethane	< 5	< 5	< 5	< 5	< 5	< 5	< 5
Dichlorodifluoromethane	< 10	< 10	< 10	NR	< 10	< 10	< 10
Ethylbenzene	< 5	< 5	< 5	< 5	< 5	< 5	< 5
Freon-113	< 10	< 10	< 10	NR	< 10	< 10	< 10
Isopropylbenzene	< 5	< 5	< 5	< 5	< 5	< 5	< 5
m,p-Xylene	< 10	< 10	< 10	NR	< 10	< 10	< 10
Methyl acetate	< 5	< 5	< 5	NR	< 5	< 5	< 5
Methyl tert-butyl ether	< 5	< 5	< 5	< 5	< 5	< 5	< 5
Methylcyclohexane	< 5	< 5	< 5	< 5	< 5	< 5	< 5
Methylene chloride	< 5	< 5	< 5	< 5	< 5	< 5	< 5
o-Xylene	< 5	< 5	< 5	NR	< 5	< 5	< 5
Styrene	< 5	< 5	< 5	< 5	< 5	< 5	< 5
Tetrachloroethene	**570**	**450**	**52**	**240**	**260**	**260**	**240**
Toluene	< 5	< 5	< 5	< 5	< 5	< 5	< 5
trans-1,2-Dichloroethene	< 5	<5	< 5	<5	< 5	<5	< 5
trans-1,3-Dichloropropene	< 5	< 5	< 5	< 5	< 5	< 5	< 5
Trichloroethene	**290**	**260**	**52**	**170**	**200**	**210**	**190**
Trichlorofluoromethane	< 5	< 5	< 5	< 5	< 5	< 5	< 5
Vinyl acetate	NR	< 100	NR	< 100	NR	NR	NR
Vinyl chloride	< 2	< 2	< 2	< 2	< 2	< 2	< 2
Xylenes, Total	< 5	< 5	< 5	< 5	< 5	< 5	< 5

NOTES:

1). Property designations as follows: Southern Metal Finishing (SMF); Dobbins (DOBBINS); Former ABC (ABC); Goodstone (GOODSTONE); Restaurant Supply (RS); Daltile (DAL).

2). Bolded / shaded numbers exceed laboratory method detection limit and/or Risk Reduction Standard.

TABLE 2
Historical Summary of Analytical Testing Results of Groundwater Samples

WELL DESIGNATION (PROPERTY LOCATION)	MW-7 (ABC)	MW-8 (ABC)	MW-8 (ABC)	MW-8 (ABC)	MW-9(ABC)	MW-9 (ABC)	MW-9 (ABC)
SAMPLE DATE	4/1/2010	3/31/2009	8/3/2009	4/1/2010	3/31/2009	8/3/2009	4/10/2010
ANALYTES	LABORATORY RESULTS (ug/L)						
TCL Volatile Organics							
1,1,1-Trichloroethane	10	< 5	< 5	< 5	< 5	< 5	< 5
1,1,2,2-Tetrachloroethane	< 5	< 5	< 5	< 5	< 5	< 5	< 5
1,1,2-Trichloroethane	< 5	< 5	< 5	< 5	< 5	< 5	< 5
1,1-Dichloroethane	< 5	< 5	< 5	< 5	< 5	< 5	< 5
1,1-Dichloroethene	**8.2**	< 5	< 5	<5	< 5	<5	<5
1,2,4-Trichlorobenzene	< 5	< 5	< 5	NR	< 5	< 5	< 5
1,2-Dibromo-3-chloropropane	< 5	< 5	< 5	NR	< 5	< 5	< 5
1,2-Dibromoethane	< 5	< 5	< 5	NR	< 5	< 5	< 5
1,2-Dichlorobenzene	< 5	< 5	< 5	< 5	< 5	< 5	< 5
1,2-Dichloroethane	< 5	< 5	< 5	< 5	< 5	< 5	< 5
1,2-Dichloropropane	< 5	< 5	< 5	< 5	< 5	< 5	< 5
1,3-Dichlorobenzene	< 5	< 5	< 5	< 5	< 5	< 5	< 5
1,4-Dichlorobenzene	< 5	< 5	< 5	< 5	< 5	< 5	< 5
2-Butanone	< 10	< 10	< 10	< 50	< 50	< 10	< 10
2-Chloroethyl vinyl ether	NR	NR	NR	< 50	NR	NR	NR
2-Hexanone	< 10	< 10	< 10	< 50	< 50	< 10	< 10
4-Methyl-2-pentanone	< 10	< 10	< 10	< 50	< 50	< 10	< 10
Acetone	< 20	< 20	< 20	< 50	< 50	< 50	< 50
Benzene	< 5	< 5	< 5	< 5	< 5	< 5	< 5
Bromodichloromethane	< 5	< 5	< 5	< 5	< 5	< 5	< 5
Bromoform	< 5	< 5	< 5	< 5	< 5	< 5	< 5
Bromomethane	< 5	< 5	< 5	< 5	< 5	< 5	< 5
Carbon disulfide	< 5	< 5	< 5	< 5	< 5	< 5	< 5
Carbon tetrachloride	< 5	< 5	< 5	< 5	< 5	< 5	< 5
Chlorobenzene	< 5	< 5	< 5	< 5	< 5	< 5	< 5
Chloroethane	< 10	< 10	< 10	< 10	< 10	< 10	< 10
Chloroform	< 5	< 5	< 5	< 5	< 5	< 5	< 5
Chloromethane	< 10	< 10	< 10	< 10	< 10	< 10	< 10
cis-1,2-Dichloroethene	**6.4**	**51**	**59**	**31**	**93**	**120**	**30**
cis-1,3-Dichloropropene	< 5	< 5	< 5	< 5	< 5	< 5	< 5
Cyclohexane	< 5	< 5	< 5	NR	**8.4**	< 5	< 5
Dibromochloromethane	< 5	< 5	< 5	< 5	< 5	< 5	< 5
Dichlorodifluoromethane	< 10	< 10	< 10	NR	< 10	< 10	< 10
Ethylbenzene	< 5	< 5	< 5	< 5	< 5	< 5	< 10
Freon-113	< 10	< 10	< 10	NR	< 10	< 10	< 10
Isopropylbenzene	< 5	< 5	< 5	< 5	< 5	< 5	< 5
m,p-Xylene	< 10	< 10	< 10	NR	< 10	< 10	< 10
Methyl acetate	< 5	< 5	< 5	NR	< 5	< 5	< 5
Methyl tert-butyl ether	< 5	< 5	< 5	< 5	< 5	< 5	< 5
Methylcyclohexane	< 5	< 5	< 5	< 5	**11**	<5	<5
Methylene chloride	< 5	< 5	< 5	< 5	< 5	< 5	< 5
o-Xylene	< 5	< 5	< 5	NR	< 5	< 5	< 5
Styrene	< 5	< 5	< 5	< 5	< 5	< 5	< 5
Tetrachloroethene	**46**	**1500**	**1500**	**670**	**1000**	**990**	**220**
Toluene	< 5	< 5	< 5	< 5	< 5	< 5	< 5
trans-1,2-Dichloroethene	< 5	< 5	< 5	< 5	< 5	< 5	< 5
trans-1,3-Dichloropropene	< 5	< 5	< 5	< 5	< 5	< 5	< 5
Trichloroethene	**50**	**740**	**670**	**380**	**560**	**580**	**160**
Trichlorofluoromethane	< 5	< 5	< 5	< 5	< 5	< 5	< 5
Vinyl acetate	NR	< 100	NR	< 100	NR	NR	NR
Vinyl chloride	< 2	< 2	< 2	< 2	< 2	< 2	< 2
Xylenes, Total	< 5	< 5	< 5	< 5	**79**	**29**	< 5

NOTES:

1). Property designations as follows: Southern Metal Finishing (SMF); Dobbins (DOBBINS); Former ABC (ABC); Goodstone (GOODSTONE); Restaurant Supply (RS); Daltile (DAL).

2). Bolded / shaded numbers exceed laboratory method detection limit and/or Risk Reduction Standard.

PHASE IV MONITORING WELL INSTALLATION AND SOURCE AREA ASSESSMENT REPORT
SOUTHERN METAL FINISHING PROPERTY
ATLANTA, FULTON COUNTY, GEORGIA

TABLE 2
Historical Summary of Analytical Testing Results of Groundwater Samples

WELL DESIGNATION (PROPERTY LOCATION)	MW-10 (ABC)	MW-10 (ABC)	MW-10 (ABC)	MW-11 (GOODSTONE)	MW-11 (GOODSTONE)	MW-12 (ABC)	MW-12 (ABC)
SAMPLE DATE	3/31/2009	8/3/2009	4/10/2010	8/3/2009	4/1/2010	8/3/2009	4/1/2010
ANALYTES	LABORATORY RESULTS (ug/L)						
TCL Volatile Organics							
1,1,1-Trichloroethane	< 5	< 5	< 5	< 5	< 5	< 5	< 5
1,1,2,2-Tetrachloroethane	< 5	< 5	< 5	< 5	< 5	< 5	< 5
1,1,2-Trichloroethane	< 5	< 5	< 5	< 5	< 5	< 5	< 5
1,1-Dichloroethane	< 5	< 5	< 5	< 5	< 5	< 5	< 5
1,1-Dichloroethene	< 5	< 5	< 5	<5	< 5	<5	<5
1,2,4-Trichlorobenzene	< 5	< 5	< 5	NR	< 5	< 5	< 5
1,2-Dibromo-3-chloropropane	< 5	< 5	< 5	NR	< 5	< 5	< 5
1,2-Dibromoethane	< 5	< 5	< 5	NR	< 5	< 5	< 5
1,2-Dichlorobenzene	< 5	< 5	< 5	< 5	< 5	< 5	< 5
1,2-Dichloroethane	< 5	< 5	< 5	< 5	< 5	< 5	< 5
1,2-Dichloropropane	< 5	< 5	< 5	< 5	< 5	< 5	< 5
1,3-Dichlorobenzene	< 5	< 5	< 5	< 5	< 5	< 5	< 5
1,4-Dichlorobenzene	< 5	< 5	< 5	< 5	< 5	< 5	< 5
2-Butanone	< 10	< 10	< 10	< 50	< 50	< 10	< 10
2-Chloroethyl vinyl ether	NR	NR	NR	< 50	NR	NR	NR
2-Hexanone	< 10	< 10	< 10	< 50	< 50	< 10	< 10
4-Methyl-2-pentanone	< 10	< 10	< 10	< 50	< 50	< 10	< 10
Acetone	< 20	< 20	< 20	< 50	< 50	< 50	< 50
Benzene	< 5	< 5	< 5	< 5	< 5	< 5	< 5
Bromodichloromethane	< 5	< 5	< 5	< 5	< 5	< 5	< 5
Bromoform	< 5	< 5	< 5	< 5	< 5	< 5	< 5
Bromomethane	< 5	< 5	< 5	< 5	< 5	< 5	< 5
Carbon disulfide	< 5	< 5	< 5	< 5	< 5	< 5	< 5
Carbon tetrachloride	< 5	< 5	< 5	< 5	< 5	< 5	< 5
Chlorobenzene	< 5	< 5	< 5	< 5	< 5	< 5	< 5
Chloroethane	< 10	< 10	< 10	< 10	< 10	< 10	< 10
Chloroform	< 5	< 5	< 5	**16**	**5.7**	< 5	< 5
Chloromethane	< 10	< 10	< 10	< 10	< 10	< 10	< 10
cis-1,2-Dichloroethene	**12**	< 5	**6.8**	< 5	**5.4**	< 5	< 5
cis-1,3-Dichloropropene	< 5	< 5	< 5	< 5	< 5	< 5	< 5
Cyclohexane	< 5	< 5	< 5	NR	< 5	< 5	< 5
Dibromochloromethane	< 5	< 5	< 5	< 5	< 5	< 5	< 5
Dichlorodifluoromethane	< 10	< 10	< 10	NR	< 10	< 10	< 10
Ethylbenzene	< 5	< 5	< 5	< 5	< 5	< 5	< 5
Freon-113	< 10	< 10	< 10	NR	< 10	< 10	< 10
Isopropylbenzene	< 5	< 5	< 5	< 5	< 5	< 5	< 5
m,p-Xylene	< 10	< 10	< 10	NR	< 10	< 10	< 10
Methyl acetate	< 5	< 5	< 5	NR	< 5	< 5	< 5
Methyl tert-butyl ether	< 5	< 5	< 5	< 5	< 5	< 5	< 5
Methylcyclohexane	< 5	< 5	< 5	< 5	< 5	< 5	< 5
Methylene chloride	< 5	< 5	< 5	< 5	< 5	< 5	< 5
o-Xylene	< 5	< 5	< 5	NR	< 5	< 5	< 5
Styrene	< 5	< 5	< 5	< 5	< 5	< 5	< 5
Tetrachloroethene	**260**	**110**	**94**	**31**	**48**	**14**	**56**
Toluene	< 5	< 5	< 5	< 5	< 5	< 5	< 5
trans-1,2-Dichloroethene	< 5	< 5	< 5	< 5	< 5	< 5	< 5
trans-1,3-Dichloropropene	< 5	< 5	< 5	< 5	< 5	< 5	< 5
Trichloroethene	**77**	**30**	**28**	**5.4**	**18**	**7**	**37**
Trichlorofluoromethane	< 5	< 5	< 5	< 5	< 5	< 5	< 5
Vinyl acetate	NR	< 100	NR	< 100	NR	NR	NR
Vinyl chloride	< 2	< 2	< 2	< 2	< 2	< 2	< 2
Xylenes, Total	< 5	< 5	< 5	< 5	< 5	< 5	< 5

NOTES:

1). Property designations as follows: Southern Metal Finishing (SMF); Dobbins (DOBBINS); Former ABC (ABC); Goodstone (GOODSTONE); Restaurant Supply (RS); Daltile (DAL).

2). Bolded / shaded numbers exceed laboratory method detection limit and/or Risk Reduction Standard.

PHASE IV MONITORING WELL INSTALLATION AND SOURCE AREA ASSESSMENT REPORT
SOUTHERN METAL FINISHING PROPERTY
ATLANTA, FULTON COUNTY, GEORGIA

TABLE 2
Historical Summary of Analytical Testing Results of Groundwater Samples

WELL DESIGNATION (PROPERTY LOCATION)	MW-13 (ABC)	MW-14 (DAL)	MW-15 (DAL)	MW-16 (RS)	MW-17 (RS)	MW-18 (GOODSTONE)	MW-19 (GOODSTONE)
SAMPLE DATE	8/3/2009	4/1/2010	4/10/2010	4/1/2010	4/1/2010	4/1/2010	4/1/2010
ANALYTES	LABORATORY RESULTS (ug/L)						
TCL Volatile Organics							
1,1,1-Trichloroethane	< 5	< 5	< 5	< 5	< 5	< 5	< 5
1,1,2,2-Tetrachloroethane	< 5	< 5	< 5	< 5	< 5	< 5	< 5
1,1,2-Trichloroethane	< 5	< 5	< 5	< 5	< 5	< 5	< 5
1,1-Dichloroethane	< 5	< 5	< 5	< 5	< 5	< 5	< 5
1,1-Dichloroethene	< 5	< 5	< 5	< 5	< 5	< 5	< 5
1,2,4-Trichlorobenzene	< 5	< 5	< 5	NR	< 5	< 5	< 5
1,2-Dibromo-3-chloropropane	< 5	< 5	< 5	NR	< 5	< 5	< 5
1,2-Dibromoethane	< 5	< 5	< 5	NR	< 5	< 5	< 5
1,2-Dichlorobenzene	< 5	< 5	< 5	< 5	< 5	< 5	< 5
1,2-Dichloroethane	< 5	< 5	< 5	< 5	< 5	< 5	< 5
1,2-Dichloropropane	< 5	< 5	< 5	< 5	< 5	< 5	< 5
1,3-Dichlorobenzene	< 5	< 5	< 5	< 5	< 5	< 5	< 5
1,4-Dichlorobenzene	< 5	< 5	< 5	< 5	< 5	< 5	< 5
2-Butanone	< 10	< 10	< 10	< 50	< 50	< 10	< 10
2-Chloroethyl vinyl ether	NR	NR	NR	< 50	NR	NR	NR
2-Hexanone	< 10	< 10	< 10	< 50	< 50	< 10	< 10
4-Methyl-2-pentanone	< 10	< 10	< 10	< 50	< 50	< 10	< 10
Acetone	< 20	< 20	< 20	< 50	< 50	**71**	**190**
Benzene	< 5	< 5	< 5	< 5	< 5	< 5	< 5
Bromodichloromethane	< 5	< 5	< 5	< 5	< 5	< 5	< 5
Bromoform	< 5	< 5	< 5	< 5	< 5	< 5	< 5
Bromomethane	< 5	< 5	< 5	< 5	< 5	< 5	< 5
Carbon disulfide	< 5	< 5	< 5	< 5	< 5	< 5	< 5
Carbon tetrachloride	< 5	< 5	< 5	< 5	< 5	< 5	< 5
Chlorobenzene	< 5	< 5	< 5	< 5	< 5	< 5	< 5
Chloroethane	< 10	< 10	< 10	< 10	< 10	< 10	< 10
Chloroform	< 5	< 5	< 5	< 5	<5	<5	< 5
Chloromethane	< 10	< 10	< 10	< 10	< 10	< 10	< 10
cis-1,2-Dichloroethene	< 5	< 5	< 5	**170**	**14**	**220**	**180**
cis-1,3-Dichloropropene	< 5	< 5	< 5	< 5	< 5	< 5	< 5
Cyclohexane	< 5	< 5	< 5	NR	8.4	< 5	< 5
Dibromochloromethane	< 5	< 5	< 5	< 5	< 5	< 5	< 5
Dichlorodifluoromethane	< 10	< 10	< 10	NR	< 10	< 10	< 10
Ethylbenzene	< 5	< 5	< 5	< 5	< 5	< 5	**93**
Freon-113	< 10	< 10	< 10	NR	< 10	< 10	< 10
Isopropylbenzene	< 5	< 5	< 5	< 5	< 5	< 5	< 5
m,p-Xylene	< 10	< 10	< 10	NR	< 10	< 10	<10
Methyl acetate	< 5	< 5	< 5	NR	< 5	< 5	< 5
Methyl tert-butyl ether	< 5	< 5	< 5	< 5	< 5	< 5	< 5
Methylcyclohexane	< 5	< 5	< 5	< 5	**11**	< 5	< 5
Methylene chloride	< 5	< 5	< 5	< 5	< 5	< 5	< 5
o-Xylene	< 5	< 5	< 5	NR	< 5	< 5	**440**
Styrene	< 5	< 5	< 5	<5	< 5	< 5	< 5
Tetrachloroethene	<5	**140**	**630**	**1000**	**140**	**310**	**270**
Toluene	< 5	< 5	< 5	< 5	< 5	< 5	< 5
trans-1,2-Dichloroethene	< 5	< 5	< 5	< 5	< 5	< 5	< 5
trans-1,3-Dichloropropene	< 5	< 5	< 5	< 5	< 5	< 5	< 5
Trichloroethene	< 5	**56**	**380**	**810**	**36**	**160**	**170**
Trichlorofluoromethane	< 5	< 5	< 5	< 5	< 5	< 5	< 5
Vinyl acetate	NR	< 100	NR	< 100	NR	NR	NR
Vinyl chloride	< 2	< 2	< 2	< 2	< 2	< 2	< 2
Xylenes, Total	< 5	< 5	< 5	< 5	< 5	< 5	< 5

NOTES:

1). Property designations as follows: Southern Metal Finishing (SMF); Dobbins (DOBBINS); Former ABC (ABC); Goodstone (GOODSTONE); Restaurant Supply (RS); Daltile (DAL).

2). Bolded / shaded numbers exceed laboratory method detection limit and/or Risk Reduction Standard.

TABLE 2
Historical Summary of Analytical Testing Results of Groundwater Samples

WELL DESIGNATION (PROPERTY LOCATION)	MW-20 (GOODSTONE)	MW-21 (RS)	MW-22 (RS)	MW-23 (RS)	MW-24 (DAL)	MW-25 (DOBBINS)	MW-26 (DOBBINS)
SAMPLE DATE	6/10/2010	6/10/2010	6/10/2010	6/10/2010	6/10/2010	10/28/2010	10/28/2010
ANALYTES	LABORATORY RESULTS (ug/L)						
TCL Volatile Organics							
1,1,1-Trichloroethane	<5	<5	< 5	< 5	< 5	< 5	< 5
1,1,2,2-Tetrachloroethane	< 5	< 5	< 5	< 5	< 5	< 5	< 5
1,1,2-Trichloroethane	< 5	< 5	< 5	< 5	< 5	< 5	< 5
1,1-Dichloroethane	< 5	< 5	< 5	< 5	< 5	< 5	< 5
1,1-Dichloroethene	< 5	< 5	< 5	< 5	<5	< 5	<5
1,2,4-Trichlorobenzene	< 5	< 5	< 5	< 5	NR	< 5	< 5
1,2-Dibromo-3-chloropropane	< 5	< 5	< 5	< 5	NR	< 5	< 5
1,2-Dibromoethane	< 5	< 5	< 5	< 5	NR	< 5	< 5
1,2-Dichlorobenzene	< 5	< 5	< 5	< 5	< 5	< 5	< 5
1,2-Dichloroethane	< 5	< 5	< 5	< 5	< 5	< 5	< 5
1,2-Dichloropropane	< 5	< 5	< 5	< 5	< 5	< 5	< 5
1,3-Dichlorobenzene	< 5	< 5	< 5	< 5	< 5	< 5	< 5
1,4-Dichlorobenzene	< 5	< 5	< 5	< 5	< 5	< 5	< 5
2-Butanone	< 10	< 10	< 10	< 10	< 50	< 5	< 10
2-Chloroethyl vinyl ether	NR	NR	NR	NR	< 50	< 5	NR
2-Hexanone	< 10	< 10	< 10	< 10	< 50	< 5	< 10
4-Methyl-2-pentanone	< 10	< 10	< 10	< 10	< 50	< 5	< 10
Acetone	< 20	< 20	< 20	< 20	< 50	< 5	< 5
Benzene	< 5	< 5	**7.5**	**1.5**	< 5	< 5	**5.3**
Bromodichloromethane	< 5	< 5	< 5	< 5	< 5	< 5	< 5
Bromoform	< 5	< 5	< 5	< 5	< 5	< 5	< 5
Bromomethane	< 5	< 5	< 5	< 5	< 5	< 5	< 5
Carbon disulfide	< 5	< 5	< 5	< 5	< 5	< 5	< 5
Carbon tetrachloride	< 5	< 5	< 5	< 5	< 5	< 5	< 5
Chlorobenzene	< 5	< 5	< 5	< 5	< 5	< 5	< 5
Chloroethane	< 10	< 10	< 10	< 10	< 10	< 5	< 10
Chloroform	< 5	< 5	<5	< 5	< 5	**8.7**	< 5
Chloromethane	< 10	< 10	< 10	< 10	< 10	< 5	< 10
cis-1,2-Dichloroethene	**9.3**	**120**	**250**	**53**	**12**	**8.8**	**12**
cis-1,3-Dichloropropene	< 5	< 5	< 5	< 5	< 5	< 5	< 5
Cyclohexane	< 5	< 5	< 5	< 5	NR	< 5	< 5
Dibromochloromethane	< 5	< 5	< 5	< 5	< 5	< 5	< 5
Dichlorodifluoromethane	< 10	< 10	< 10	< 10	NR	< 5	< 10
Ethylbenzene	< 5	< 5	< 5	< 5	< 5	< 5	< 5
Freon-113	< 10	< 10	< 10	< 10	NR	< 5	< 10
Isopropylbenzene	< 5	< 5	< 5	< 5	< 5	< 5	< 5
m,p-Xylene	< 10	< 10	< 10	< 10	NR	< 5	< 10
Methyl acetate	< 5	< 5	< 5	< 5	NR	< 5	< 5
Methyl tert-butyl ether	< 5	< 5	< 5	< 5	< 5	< 5	< 5
Methylcyclohexane	< 5	< 5	< 5	< 5	<5	< 5	<5
Methylene chloride	< 5	< 5	< 5	< 5	< 5	< 5	< 5
o-Xylene	< 5	< 5	< 5	< 5	NR	< 5	< 5
Styrene	< 5	< 5	< 5	< 5	<5	< 5	< 5
Tetrachloroethene	**110**	**290**	**1300**	**350**	**1100**	**120**	**28**
Toluene	< 5	< 5	< 5	< 5	< 5	< 5	< 5
trans-1,2-Dichloroethene	< 5	< 5	< 5	< 5	< 5	< 5	< 5
trans-1,3-Dichloropropene	< 5	< 5	< 5	< 5	< 5	< 5	< 5
Trichloroethene	**12**	**120**	**230**	**110**	**380**	**13**	**5.8**
Trichlorofluoromethane	< 5	< 5	< 5	< 5	< 5	< 5	< 5
Vinyl acetate	NR	NR	< 100	NR	< 100	< 5	NR
Vinyl chloride	< 2	< 2	< 2	< 2	< 2	< 2	< 2
Xylenes, Total	< 5	< 5	< 5	< 5	< 5	< 5	< 5

NOTES:

1). Property designations as follows: Southern Metal Finishing (SMF); Dobbins (DOBBINS); Former ABC (ABC); Goodstone (GOODSTONE); Restaurant Supply (RS); Daltile (DAL).

2). Bolded / shaded numbers exceed laboratory method detection limit and/or Risk Reduction Standard.

TABLE 2
Historical Summary of Analytical Testing Results of Groundwater Samples

WELL DESIGNATION (PROPERTY LOCATION)	MW-27 (DOBBINS)	MW-28 (DOBBINS)					
SAMPLE DATE	10/28/2010	10/28/2010					
ANALYTES	LABORATORY RESULTS (ug/L)						
TCL Volatile Organics							
1,1,1-Trichloroethane	< 5	< 5					
1,1,2,2-Tetrachloroethane	< 5	< 5					
1,1,2-Trichloroethane	< 5	< 5					
1,1-Dichloroethane	< 5	< 5					
1,1-Dichloroethene	< 5	< 5					
1,2,4-Trichlorobenzene	< 5	< 5					
1,2-Dibromo-3-chloropropane	< 5	< 5					
1,2-Dibromoethane	< 5	< 5					
1,2-Dichlorobenzene	< 5	< 5					
1,2-Dichloroethane	< 5	< 5					
1,2-Dichloropropane	< 5	< 5					
1,3-Dichlorobenzene	< 5	< 5					
1,4-Dichlorobenzene	< 5	< 5					
2-Butanone	< 10	< 10					
2-Chloroethyl vinyl ether	< 5	NR					
2-Hexanone	< 10	< 10					
4-Methyl-2-pentanone	< 10	< 10					
Acetone	< 20	< 20					
Benzene	< 5	< 5					
Bromodichloromethane	< 5	< 5					
Bromoform	< 5	< 5					
Bromomethane	< 5	< 5					
Carbon disulfide	< 5	< 5					
Carbon tetrachloride	< 5	< 5					
Chlorobenzene	< 5	< 5					
Chloroethane	< 10	< 10					
Chloroform	< 5	< 5					
Chloromethane	< 10	< 10					
cis-1,2-Dichloroethene	**89**	< 5					
cis-1,3-Dichloropropene	< 5	< 5					
Cyclohexane	< 5	< 5					
Dibromochloromethane	< 5	< 5					
Dichlorodifluoromethane	< 10	< 10					
Ethylbenzene	< 5	< 5					
Freon-113	< 10	< 10					
Isopropylbenzene	< 5	< 5					
m,p-Xylene	< 10	< 10					
Methyl acetate	< 5	< 5					
Methyl tert-butyl ether	< 5	< 5					
Methylcyclohexane	< 5	< 5					
Methylene chloride	< 5	< 5					
o-Xylene	< 5	< 5					
Styrene	< 5	< 5					
Tetrachloroethene	**250**	**70**					
Toluene	< 5	< 5					
trans-1,2-Dichloroethene	< 5	< 5					
trans-1,3-Dichloropropene	< 5	< 5					
Trichloroethene	**88**	**10**					
Trichlorofluoromethane	< 5	< 5					
Vinyl acetate	< 5	NR					
Vinyl chloride	< 2	< 2					
Xylenes, Total	< 5	< 5					

NOTES:

1). Property designations as follows: Southern Metal Finishing (SMF); Dobbins (DOBBINS); Former ABC (ABC); Goodstone (GOODSTONE); Restaurant Supply (RS); Daltile (DAL).

2). Bolded / shaded numbers exceed laboratory method detection limit and/or Risk Reduction Standard.

TABLE 3
Summary of Site-Wide Groundwater Analytical Testing Results

Sample Designation	WC-0311-SMFMW-1	WC-0311-SMFMW-2	WC-0211-SMFMW-3	WC-0211-SMFMW-4	WC-0211-SMFMW-6	WC-0211-SMFMW-7	WC-0211-SMFMW-9
Sample Date	3/1/2011	3/1/2011	2/28/2011	2/28/2011	2/28/2011	2/28/2011	2/28/2011
Volatile Organic Compounds	**LABORATORY RESULTS (ug/L)**						
1,1-Dichloroethene	< 5	< 5	< 5	< 5	< 5	< 5	< 5
Acetone	< 50	< 50	< 50	< 50	< 50	< 50	< 50
Benzene	< 5	< 5	< 5	< 5	< 5	< 5	< 5
Chloroform	< 5	< 5	< 5	< 5	< 5	< 5	< 5
cis-1,2-Dichloroethene	< 5	**14**	< 5	< 5	< 5	< 5	< 5
Ethylbenzene	< 5	< 5	< 5	< 5	**130**	< 5	< 5
Isopropylbenzene	< 5	< 5	< 5	< 5	**77**	< 5	< 5
m,p-Xylene	< 5	< 5	< 5	< 5	**250**	< 5	< 5
Methylcyclohexane	< 5	< 5	< 5	< 5	**23**	< 5	< 5
o-Xylene	< 5	< 5	< 5	< 5	**460**	< 5	< 5
Tetrachloroethene	< 5	**180**	**78**	**16**	**48**	**10**	**5.8**
Trichloroethene	**7.4**	**35**	**7.6**	< 5	< 5	< 5	< 5

Sample Designation	WC-0311-SMFMW-10	WC-0211-SMFMW-11	WC-0311-SMFMW-12	WC-0311-SMFMW-13	WC-0311-SMFMW-14	WC-0211-SMFMW-17	WC-0211-SMFMW-18
Sample Date	3/1/2011	2/28/2011	3/2/2011	3/2/2011	3/1/2011	3/1/2011	2/28/2011
Volatile Organic Compounds	**LABORATORY RESULTS (ug/L)**						
1,1-Dichloroethene	< 5	< 5	< 5	< 5	< 5	< 5	< 5
Acetone	< 50	< 50	< 50	< 50	< 50	< 50	< 50
Benzene	< 5	< 5	< 5	< 5	< 5	< 5	< 5
Chloroform	< 5	< 5	< 5	< 5	< 5	< 5	< 5
cis-1,2-Dichloroethene	< 5	< 5	< 5	< 5	< 5	< 5	< 5
Ethylbenzene	< 5	< 5	< 5	< 5	< 5	< 5	< 5
Isopropylbenzene	< 5	< 5	< 5	< 5	< 5	< 5	< 5
m,p-Xylene	< 5	< 5	< 5	< 5	< 5	< 5	< 5
Methylcyclohexane	< 5	< 5	< 5	< 5	< 5	< 5	< 5
o-Xylene	< 5	< 5	< 5	< 5	< 5	< 5	< 5
Tetrachloroethene	< 5	< 5	< 5	**11**	**60**	< 5	< 5
Trichloroethene	< 5	< 5	< 5	< 5	**6.7**	< 5	< 5

Sample Designation	WC-0311-SMFMWDS-1	WC-0311-SMFMWDS-2	WC-0311-SMFMWDS-3	WC-0311-SMFMWDS-3D*	WC-0311-DPMW-10	WC-0311-DPMW-1S	WC-0311-DPMW-25
Sample Date	3/2/2011	3/2/2011	3/1/2011	3/1/2011	3/3/2011	3/2/2011	3/3/2011
Volatile Organic Compounds	**LABORATORY RESULTS (ug/L)**						
1,1-Dichloroethene	< 5	< 5	< 5	< 5	< 5	< 5	< 5
Acetone	< 50	< 50	< 50	< 50	< 50	< 50	< 50
Benzene	< 5	< 5	< 5	< 5	< 5	< 5	< 5
Chloroform	< 5	< 5	< 5	< 5	**5.2**	**6.2**	< 5
cis-1,2-Dichloroethene	< 5	< 5	**6.9**	**7.6**	**6.3**	< 5	**16**
Ethylbenzene	< 5	< 5	< 5	< 5	< 5	< 5	< 5
Isopropylbenzene	< 5	< 5	< 5	< 5	< 5	< 5	< 5
m,p-Xylene	< 5	< 5	< 5	< 5	< 5	< 5	< 5
Methylcyclohexane	< 5	< 5	< 5	< 5	< 5	< 5	< 5
o-Xylene	< 5	< 5	< 5	< 5	< 5	< 5	< 5
Tetrachloroethene	**11**	**7.7**	**76**	**66**	**71**	< 5	**110**
Trichloroethene	< 5	< 5	< 5	< 5	**11**	< 5	**28**

Sample Designation	WC-0311-DPMW-26	WC-0311-DPMW-27	WC-0311-DPMW-28	WC-0311-DPMW-28D*	WC-0311-DPMW-2I	WC-0311-DPMW-2S	WC-0311-DPMW-3I
Sample Date	3/3/2011	3/3/2011	3/3/2011	3/3/2011	3/3/2011	3/3/2011	3/2/2011
Volatile Organic Compounds	**LABORATORY RESULTS (ug/L)**						
1,1-Dichloroethene	< 5	< 5	< 5	< 5	**6.7**	< 5	< 5
Acetone	< 50	< 50	< 50	< 50	< 50	< 50	< 50
Benzene	**5.2**	< 5	< 5	< 5	< 5	< 5	< 5
Chloroform	< 5	< 5	< 5	< 5	< 5	**6.6**	< 5
cis-1,2-Dichloroethene	**14**	**77**	< 5	< 5	< 5	**9.3**	**6.3**
Ethylbenzene	< 5	< 5	< 5	< 5	< 5	< 5	< 5
Isopropylbenzene	< 5	< 5	< 5	< 5	< 5	< 5	< 5
m,p-Xylene	< 5	< 5	< 5	< 5	< 5	< 5	< 5
Methylcyclohexane	< 5	< 5	< 5	< 5	< 5	< 5	< 5
o-Xylene	< 5	< 5	< 5	< 5	< 5	< 5	< 5
Tetrachloroethene	**29**	**260**	**50**	**51**	**23**	**150**	**49**
Trichloroethene	**5.7**	**85**	**6.6**	**5.5**	**17**	**18**	**15**

NOTES:

"**260**" - Bolded / shaded numbers exceed laboratory method detection limit and/or Risk Reduction Standard.

"*" - Denotes duplicate sample.

"E" - Estimated value/concentration over the linear calibration range

PHASE IV MONITORING WELL INSTALLATION AND SOURCE AREA ASSESSMENT REPORT
SOUTHERN METAL FINISHING PROPERTY
ATLANTA, FULTON COUNTY, GEORGIA

TABLE 3
Summary of Site-Wide Groundwater Analytical Testing Results

Sample Designation	**WC-0311-DPMW-3S**	**WC-0311-DPMW-4I**	**WC-0311-DPMW-4S**	**WC-0311-DPMW-4I-D***	**WC-0311-DPMW-2**	**WC-0311-JPMW-16**	**WC-0311-JPMW-17**
Sample Date	3/2/2011	3/2/2011	3/2/2011	3/2/2011	3/17/2011	311/2011	3/11/2011
Volatile Organic Compounds	**LABORATORY RESULTS (ug/L)**						
1,1-Dichloroethene	< 5	< 5	< 5	< 5	< 5	< 5	< 5
Acetone	**180**	< 50	< 50	< 50	< 50	< 50	< 50
Benzene	< 5	< 5	< 5	< 5	< 5	< 5	< 5
Chloroform	< 5	< 5	< 5	< 5	< 5	< 5	< 5
cis-1,2-Dichloroethene	< 5	< 5	< 5	< 5	< 5	**240**	**72**
Ethylbenzene	< 5	< 5	< 5	< 5	< 5	< 5	< 5
Isopropylbenzene	< 5	< 5	< 5	< 5	< 5	< 5	< 5
m,p-Xylene	< 5	< 5	< 5	< 5	< 5	< 5	< 5
Methylcyclohexane	< 5	< 5	< 5	< 5	< 5	< 5	< 5
o-Xylene	< 5	< 5	< 5	< 5	< 5	< 5	< 5
Tetrachloroethene	**24**	**110**	**7.2**	**110**	<5	**1600**	**340**
Trichloroethene	< 5	**38**	< 5	**36**	<5	**930**	**92**

Sample Designation	**WC-0311-JPMW-21**	**WC-0311-JPMW-22**	**WC-0311-JPMW-22D***	**WC-0311-JPMW-23**	**WC-0311-GPMW-11**	**WC-0311-GPMW-18**	**WC-0311-GPMW-19**
Sample Date	3/8/2011	3/8/2011	3/8/2011	3/8/2011	3/7/2011	3/8/2011	3/8/2011
Volatile Organic Compounds	**LABORATORY RESULTS (ug/L)**						
1,1-Dichloroethene	< 5	< 5	< 5	< 5	< 5	< 5	< 5
Acetone	< 50	< 50	< 50	< 50	< 50	< 50	< 50
Benzene	< 5	**13**	**14**	< 5	< 5	< 5	< 5
Chloroform	< 5	**6.2**	**6.1**	< 5	< 5	< 5	< 5
cis-1,2-Dichloroethene	**99**	**290**	**320**	**52**	**27**	**250**	**190**
Ethylbenzene	< 5	< 5	< 5	< 5	< 5	< 5	< 5
Isopropylbenzene	< 5	< 5	< 5	< 5	< 5	< 5	< 5
m,p-Xylene	< 5	< 5	< 5	< 5	< 5	< 5	< 5
Methylcyclohexane	< 5	< 5	< 5	< 5	< 5	< 5	< 5
o-Xylene	< 5	< 5	< 5	< 5	< 5	< 5	< 5
Tetrachloroethene	**330**	**1400**	**1400**	**460**	**290**	**370**	**500**
Trichloroethene	**100**	**190**	**200**	**120**	**86**	**130**	**190**

Sample Designation	**WC-0311-GPMW-20**	**WC-0311-HSMW-15**	**WC-0311-RPMW-14**	**WC-0311-RPMW-15**	**WC-0311-RPMW-24**	**WC-0311-MPMW-19**	
Sample Date	3/8/2011	3/14/2011	3/7/2011	3/7/2011	3/7/2011	3/21/2011	
Volatile Organic Compounds	**LABORATORY RESULTS (ug/L)**						
1,1-Dichloroethene	< 5	< 5	< 5	< 5	< 5	< 5	
Acetone	< 50	< 50	< 50	< 50	< 50	< 50	
Benzene	< 5	< 5	< 5	< 5	< 5	< 5	
Chloroform	< 5	< 5	< 5	< 5	< 5	< 5	
cis-1,2-Dichloroethene	**14**	< 5	< 5	< 5	**18**	< 5	
Ethylbenzene	< 5	< 5	< 5	< 5	< 5	< 5	
Isopropylbenzene	< 5	< 5	< 5	< 5	< 5	< 5	
m,p-Xylene	< 5	< 5	< 5	< 5	< 5	< 5	
Methylcyclohexane	< 5	< 5	< 5	< 5	< 5	< 5	
o-Xylene	< 5	< 5	< 5	< 5	< 5	< 5	
Tetrachloroethene	**120**	< 5	**360**	**780E**	**1200**	<5	
Trichloroethene	**15**	< 5	**130**	**310E**	**400**	<5	

NOTES:

"**260**" - Bolded / shaded numbers exceed laboratory method detection limit and/or Risk Reduction Standard.

"*" - Denotes duplicate sample.

"E" - Estimated value/concentration over the linear calibration range

PHASE IV MONITORNG WELL INSTALLATION AND SOURCE AREA ASSESSMENT REPORT
WOODALL CREEK SITE
ATLANTA, FULTON COUNTY, GEORGIA

TABLE 4
PID Screening Results Summary

Sample Location & Depth (feet below ground surface) (ppm)	PID Reading
MW-8 at a depth of 5 feet	Not Recorded
MW-8 at a depth of 10 feet	Not Recorded
MW-8 at a depth of 15 feet	Not Recorded
MW-9 at a depth of 5 feet	Not Recorded
MW-9 at a depth of 10 feet	Not Recorded
MW-9 at a depth of 15 feet	Not Recorded
MW-10 at a depth of 5 feet	Not Recorded
MW-10 at a depth of 10 feet	Not Recorded
MW-10 at a depth of 15 feet	Not Recorded
MW-11 (SB-11) at a depth of 0-2 feet	7.6
MW-11 (SB-11) at a depth of 5 feet	12.5
MW-11 (SB-11) at a depth of 10 feet	10.3
MW-12 (SB-12) at a depth of 0-2 feet	5.1
MW-12 (SB-12) at a depth of 10 feet	8.6
MW-12 (SB-12) at a depth of 15 feet	74.8
MW-13 (SB-13) at a depth of 0-2 feet	11.8
MW-13 (SB-13) at a depth of 10 feet	14.7
MW-13 (SB-13) at a depth of 15 feet	11.7
MW-14 (SB-14) at a depth of 5 feet	0.7
MW-14 (SB-14) at a depth of 10 feet	0.7
MW-14 (SB-14) at a depth of 15 feet	0.8
MW-15 (SB-15) at a depth of 5 feet	1.8
MW-15 (SB-15) at a depth of 10 feet	2.5
MW-15 (SB-15) at a depth of 15 feet	2.2
MW-16 (SB-16) at a depth of 5 feet	3.1
MW-16 (SB-16) at a depth of 10 feet	4.8
MW-16 (SB-16) at a depth of 15 feet	4.9
MW-17 (SB-17) at a depth of 5 feet	1.3
MW-17 (SB-17) at a depth of 10 feet	1.4
MW-17 (SB-17) at a depth of 15 feet	0.7
MW-18 (SB-18) at a depth of 5 feet	0
MW-18 (SB-18) at a depth of 10 feet	0.2
MW-18 (SB-18) at a depth of 15 feet	1.0
MW-19 (SB-19) at a depth of 5 feet	0
MW-19 (SB-19) at a depth of 10 feet	0
MW-19 (SB-19) at a depth of 15 feet	0
MW-20 (SB-20) at a depth of 5 feet	0
MW-20 (SB-20) at a depth of 10 feet	0
MW-20 (SB-20) at a depth of 15 feet	0
MW-21 (SB-21) at a depth of 5 feet	1.1
MW-21 (SB-21) at a depth of 10 feet	0
MW-21 (SB-21) at a depth of 15 feet	0
MW-22 (SB-22) at a depth of 5 feet	2.6
MW-22 (SB-22) at a depth of 10 feet	12.9
MW-22 (SB-22) at a depth of 15 feet	7.1
MW-23 (SB-23) at a depth of 5 feet	7.7
MW-23 (SB-23) at a depth of 10 feet	4.7
MW-23 (SB-23) at a depth of 15 feet	5.7
MW-24 (SB-24) at a depth of 5 feet	1.9
MW-24 (SB-24) at a depth of 10 feet	4.6
MW-24 (SB-24) at a depth of 15 feet	3.3
MW-25 at a depth of 5 feet	0
MW-25 at a depth of 10 feet	0.3
MW-25 at a depth of 15 feet	0.2
MW-26 at a depth of 5 feet	0
MW-26 at a depth of 10 feet	4.0
MW-26 at a depth of 15 feet	2.9
MW-27 at a depth of 5 feet	3.4
MW-27 at a depth of 10 feet	5.6
MW-27 at a depth of 15 feet	5.1
MW-28 at a depth of 5 feet	0.2
MW-28 at a depth of 10 feet	0.3
MW-28 at a depth of 15 feet	3.1

TABLE 5
Summary of Phase IV Soil Analytical Testing Results

Sample Designation	WC-1008-MW-4-9	WC-1008-MW-5-9	WC-0109-MW-6-9	WC-0109-MW-7-9	WC-309-MW-8-9	WC-309-MW-9-9	WC-309-MW-10-9
Sample Date	10/30/2008	10/31/2008	1/8/2009	1/8/2009	3/18/2009	3/18/2009	3/18/2009
Volatile Organic Compounds	**LABORATORY RESULTS (mg/kg)**						
1,1-Dichloroethene	< .0057	< .0083	< .0073	< .0071	< .0099	< .0083	< .0064
Acetone	< 0.11	< .17	< .15	< .14	< .20	< .17	< .13
Benzene	< .0057	< .0083	< .0073	< .0071	< .0099	< .0083	< .0064
Chloroform	< .0057	< .0083	< .0073	< .0071	< .0099	< .0083	< .0064
cis-1,2-Dichloroethene	**0.026**	< .0083	< .0073	< .0071	< .0099	< .0083	< .0064
Ethylbenzene	< .0057	< .0083	< .0073	< .0071	< .0099	< .0083	< .0064
Isopropylbenzene	< .0057	< .0083	< .0073	< .0071	< .0099	< .0083	< .0064
m,p-Xylene	< 0.011	< .017	< .015	< .014	**<.020**	< .017	< .013
Methylcyclohexane	< .0057	< .0083	< .0073	< .0071	< .0099	< .0083	< .0064
o-Xylene	< .0057	< .0083	< .0073	< .0071	< .0099	< .0083	< .0064
Tetrachloroethene	< .0057	< .0083	< .0073	< .0071	< .0099	< .0083	**0.047**
Trichloroethene	<.0057	< .0083	<.0073	< .0071	< .0099	< .0083	< .0064

Sample Designation	WC-0709-SB-11-5	WC-0709-SB-12-10	WC-0709-SB-13-5	WC-0310-SB-14-5	WC-0310-SB-14-10	WC-0310-SB-15-5	WC-0310-SB-15-10
Sample Date	7/30/2009	7/29/2009	7/29/2009	3/24/2010	3/24/2010	3/24/2010	3/24/2010
Volatile Organic Compounds	**LABORATORY RESULTS (mg/kg)**						
1,1-Dichloroethene	< .0086	< .0070	< .0068	< .0091	< .0083	< .0085	< .0078
Acetone	< .17	< .14	< .14	< .18	< .17	< .17	< .16
Benzene	< .0086	< .0070	< .0068	< .0091	< .0083	< .0085	< .0078
Chloroform	< .0086	< .0070	< .0068	< .0091	< .0083	< .0085	< .0078
cis-1,2-Dichloroethene	< .0086	< .0070	< .0068	< .0091	< .0083	< .0085	< .0078
Ethylbenzene	< .0086	< .0070	< .0068	< .0091	< .0083	< .0085	< .0078
Isopropylbenzene	< .0086	< .0070	< .0068	< .0091	< .0083	< .0085	< .0078
m,p-Xylene	< .017	< .014	< .014	<.018	< .017	< .017	< .016
Methylcyclohexane	< .0086	< .0070	< .0068	< .0091	< .0083	< .0085	< .0078
o-Xylene	< .0086	< .0070	< .0068	< .0091	< .0083	< .0085	< .0078
Tetrachloroethene	< .0086	< .0070	< .0068	< .0091	< .0083	< .0085	< .0078
Trichloroethene	< .0086	< .0070	< .0068	< .0091	< .0083	< .0085	< .0078

Sample Designation	WC-0310-SB-16-5	WC-0310-SB-16-15	WC-0310-SB-17-5	WC-0310-SB-17-10	WC-0310-SB-18-5	WC-0310-SB-18-10	WC-0310-SB-19-5
Sample Date	3/23/2010	3/23/2010	3/23/2010	3/23/2010	3/25/2010	3/25/2010	3/25/2010
Volatile Organic Compounds	**LABORATORY RESULTS (mg/kg)**						
1,1-Dichloroethene	< .0073	< .0089	< .0066	< .0084	< .0058	< .0084	< .0081
Acetone	< .15	< .18	< .13	< .17	< .12	< .17	< .16
Benzene	< .0073	< .0089	< .0066	< .0084	< .0058	< .0084	< .0081
Chloroform	< .0073	< .0089	< .0066	< .0084	< .0058	< .0084	< .0081
cis-1,2-Dichloroethene	< .0073	< .0089	< .0066	< .0084	< .0058	**0.036**	< .0081
Ethylbenzene	< .0073	< .0089	< .0066	< .0084	< .0058	< .0084	< .0081
Isopropylbenzene	< .0073	< .0089	< .0066	< .0084	< .0058	< .0084	< .0081
m,p-Xylene	< .015	< .018	< .013	< .017	< .012	< .017	< .016
Methylcyclohexane	< .0073	< .0089	< .0066	< .0084	< .0058	< .0084	< .0081
o-Xylene	< .0073	< .0089	< .0066	< .0084	< .0058	< .0084	< .0081
Tetrachloroethene	< .0073	**0.013**	< .0066	**0.015**	**0.042**	**0.041**	< .0081
Trichloroethene	<.0073	**0.016**	< .0066	< .0084	< .0058	**0.018**	< .0081

NOTES:

"**1.1**" - Bolded / shaded numbers exceed laboratory method detection limit

"WC-1008-MW-4-9"- Site Name-Month/year-Soil boring or monitor well- Well Designation- Depth of Sample

PHASE IV MONITORING WELL INSTALLATION AND SOURCE AREA ASSESSMENT REPORT
SOUTHERN METAL FINISHING PROPERTY
ATLANTA, FULTON COUNTY, GEORGIA

TABLE 5
Summary of Phase IV Soil Analytical Testing Results

Sample Designation	WC-0310-SB-19-10	SM-0610-SB20-5	SM-0610-SB21-5	SM-0610-SB22-5	SM-0610-SB23-5	SM-0610-SB24-5	SM-1010-MW25-10
Sample Date	3/25/2010	6/4/2010	6/3/2010	6/3/2010	6/3/2010	6/4/2010	10/25/2010
Volatile Organic Compounds	**LABORATORY RESULTS (mg/kg)**						
1,1-Dichloroethene	< .0084	< .00067	< .00084	<.00097	<.00068	< .00068	< .0060
Acetone	< .17	**0.67**	**0.59**	**0.27**	**0.68**	**0.65**	< .12
Benzene	<.0084	< .00099	< .0012	< .0014	< .0010	< .0010	< .0060
Chloroform	<.0084	< .0050	< .0063	< .0073	< .0051	<.0051	< .0060
cis-1,2-Dichloroethene	<.0084	<.0010	< .0013	< .0015	< .0010	<.0010	<.0060
Ethylbenzene	<.0084	< .00061	< .00077	< .00089	< .00062	< .00063	< .0060
Isopropylbenzene	<.0084	< .00055	< .00069	< .00080	< .00056	< .00056	< .0060
m,p-Xylene	< .017	< .0010	< .0013	< .0015	< .0010	< .0011	< .012
Methylcyclohexane	<.0084	< .0035	< .0044	< .0051	< .0036	< .0036	< .0060
o-Xylene	<.0084	< .00047	< .00059	< .00068	< .00048	< .00048	< .0060
Tetrachloroethene	<.0084	<.00082	<.0010	<.0012	**0.0089**	<.00084	< .0060
Trichloroethene	<.0084	<.00064	<.00080	<.00092	<.00065	<.00065	< .0060

Sample Designation	SM-1010-MW25-15	SM-1010-MW26-10	SM-1010-MW26-15	SM-1010-MW27-10	SM-1010-MW27-15	SM-1010-MW28-10	SM-1010-MW28-15
Sample Date	10/25/2010	10/26/2010	10/26/2010	10/26/2010	10/26/2010	10/25/2010	10/25/2010
Volatile Organic Compounds	**LABORATORY RESULTS (mg/kg)**						
1,1-Dichloroethene	< .0060	< .012	< .0076	< .0072	< .0064	< .0086	< .0069
Acetone	**0.19**	< 0.24	< .15	< .14	< .13	< .17	< .14
Benzene	< .0060	< .012	< .0076	< .0072	< .0064	< .0086	< .0069
Chloroform	< .0060	< .012	< .0076	< .0072	< .0064	< .0086	< .0069
cis-1,2-Dichloroethene	< .0060	< .012	< .0076	< .0072	< .0064	< .0086	< .0069
Ethylbenzene	< .0060	< .012	< .0076	< .0072	< .0064	< .0086	< .0069
Isopropylbenzene	< .0060	< .012	< .0076	< .0072	< .0064	< .0086	< .0069
m,p-Xylene	< .012	< .024	< .015	< .014	< .013	< .017	< .014
Methylcyclohexane	< .0060	< .012	< .0076	< .0072	< .0064	< .0086	< .0069
o-Xylene	< .0060	< .012	< .0076	< .0072	< .0064	< .0086	< .0069
Tetrachloroethene	**1.1**	< .012	< .0076	< .0072	**0.007**	< .0086	< .0069
Trichloroethene	< .0060	< .012	< .0076	< .0072	< .0064	< .0086	< .0069

NOTES:

"**1.1**" - Bolded / shaded numbers exceed laboratory method detection limit

"WC-1008-MW-4-9"- Site Name-Month/year-Soil boring or monitor well- Well Designation- Depth of Sample

Phase IV Monitoring Well Installation and Source Area Assessment Report
Woodall Creek Site
Phase IV and Historical Stream Sampling Analytical Data

TABLE 6

Sample Point	Analyte	Date of Sampling Event 9/18/2006	10/2/2006	11/14/2006	1/25/2007	2/28/2007	3/30/2007	4/30/2007	5/30/2007	6/28/2007	7/25/2007	8/23/2007	9/27/2007	7/10/2008	11/5/2008	1/14/2009	4/1/2010
Point No. 1																	
	PCE	<5	NS	<5	<5	<5	<5	<5	<5	<5	<5	<5	<5	<5	<5	<5	<5
	1,1-DCE	<5	NS	<5	<5	<5	<5	<5	<5	<5	<5	<5	<5	<5	<5	<5	<5
	cis 1,2-DCE	<5	NS	<5	<5	<5	<5	<5	<5	<5	<5	<5	<5	<5	<5	<5	<5
	TCE	<5	NS	<5	<5	<5	<5	<5	<5	<5	<5	<5	<5	<5	<5	<5	<5
	Methylene Chloride								5.3			<5		<5	<5	<5	<5
Point No. 2																	
	PCE	<5	NS	<5	1.3	<5	NS	NS	NS	NS	NS	NS	NS	NS	NS	NS	NS
	1,1-DCE	<5	NS	<5	<5	<5	NS	NS	NS	NS	NS	NS	NS	NS	NS	NS	NS
	cis 1,2-DCE	<5	NS	<5	<5	<5	NS	NS	NS	NS	NS	NS	NS	NS	NS	NS	NS
	TCE	<5	NS	<5	1.0	<5	NS	NS	NS	NS	NS	NS	NS	NS	NS	NS	NS
Point No. 3																	
	PCE	<5	NS	<5	<5	<5	NS	NS	NS	NS	NS	NS	NS	NS	NS	NS	NS
	1,1-DCE	<5	NS	<5	<5	<5	NS	NS	NS	NS	NS	NS	NS	NS	NS	NS	NS
	cis 1,2-DCE	<5	NS	<5	<5	<5	NS	NS	NS	NS	NS	NS	NS	NS	NS	NS	NS
	TCE	<5	NS	<5	<5	<5	NS	NS	NS	NS	NS	NS	NS	NS	NS	NS	NS
Point No. 4																	
	PCE	<5	NS	6.5	<5	<5	<5	<5	NS	NS	NS	NS	NS	NS	NS	NS	NS
	1,1-DCE	<5	NS	<5	<5	<5	<5	<5	NS	NS	NS	NS	NS	NS	NS	NS	NS
	cis 1,2-DCE	<5	NS	<5	<5	<5	<5	<5	NS	NS	NS	NS	NS	NS	NS	NS	NS
	TCE	<5	NS	<5	<5	<5	<5	<5	NS	NS	NS	NS	NS	NS	NS	NS	NS
Point No. 5																	
	PCE	<5	NS	<5	5.7	5.4	5.6	<5	5.2	<5	5.7	<5	<5	NS	NS	NS	NS
	1,1-DCE	<5	NS	<5	<5	<5	<5	<5	<5	<5	**3.1**	<5	<5	NS	NS	NS	NS
	cis 1,2-DCE	<5	NS	<5	<5	<5	<5	<5	<5	<5	<5	<5	<5	NS	NS	NS	NS
	TCE	<5	NS	<5	3.8	<5	<5	<5	<5	<5	<5	<5	<5	NS	NS	NS	NS
	Methylene Chloride								5.3			<5					
Point No. 6																	
	PCE	<5	5.9	5.8	4.9	<5	<5	<5	<5	<5	<5	<5	<5	<5	<5	<5	<5
	1,1-DCE	<5	**7.4**	**8.2**	**5.0**	<5	**6.0**	<5	**5.5**	**5.5**	**4.8**	**8.2**	**11.0**	<5	**7.0**	<5	<5
	cis 1,2-DCE	<5	<5	<5	<5	<5	<5	<5	<5	<5	<5	<5	<5	<5	<5	<5	<5
	TCE	<5	<5	<5	3.3	<5	<5	<5	<5	<5	<5	<5	<5	<5	<5	<5	<5
	Methylene Chloride								6.0			<5					
Point No. 7																	
	PCE	<5	6.0	6.9	5.8	<5	5.7	<5	<5	<5	<5	<5	<5	<5	<5	<5	<5
	1,1-DCE	<5	**6.3**	**8.2**	**5.4**	<5	**5.1**	<5	**4.8**	**6.0**	**7.0**	**8.9**	**6.9**	<5	**6.6**	<5	<5
	cis 1,2-DCE	<5	<5	<5	<5	<5	<5	<5	<5	<5	<5	<5	<5	<5	<5	<5	<5
	TCE	<5	<5	5.3	3.6	<5	<5	<5	<5	<5	<5	<5	<5	<5	<5	<5	<5
	Methylene Chloride								<5			<5					
Point No. 8																	
	PCE	6.4	**13.0**	**11**	**12.0**	**7.7**	**12.0**	5.0	6.0	<5	7.0	**9.7**	5.5	<5	5.1	<5	5.0
	1,1-DCE	<5	**5.6**	**7.7**	**5.1**	<5	**5.9**	<5	**5.2**	<5	**5.3**	**7.3**	**6.7**	<5	**6.1**	<5	<5
	cis 1,2-DCE	<5	<5	<5	<5	<5	<5	<5	<5	<5	<5	<5	<5	<5	<5	<5	<5
	TCE	<5	8	7.6	7.0	5.7	9.6	<5	<5	<5	<5	5.9	<5	<5	<5	<5	<5
	Methylene Chloride								5.0								

Phase IV Monitoring Well Installation and Source Area Assessment Report
Woodall Creek Site
Phase IV and Historical Stream Sampling Analytical Data

TABLE 6

Sample Point	Analyte	Date of Sampling Event 9/18/2006	10/2/2006	11/14/2006	1/25/2007	2/28/2007	3/30/2007	4/30/2007	5/30/2007	6/28/2007	7/25/2007	8/23/2007	9/27/2007	7/10/2008	11/5/2008	1/14/2009	4/1/2010
Point No. 9																	
	PCE	**12**	**19.0**	**13**	**16.0**	**9.1**	**12.0**	**11.0**	**9.9**	**11.0**	**13.0**	**17.0**	<5	**9.4**	**12.0**	**8.4**	**7.5**
	1,1-DCE	<5	<5	**6.7**	**4.3**	<5	<5	<5	**3.6**	<5	3.0	<5	**6.7**	<5	<5	<5	<5
	cis 1,2-DCE	<5	<5	<5	2.8	<5	<5	<5	<5	<5	<5	<5	<5	<5	<5	<5	<5
	TCE	7.3	13	10	11.0	6.1	8.9	6.3	6.2	6.9	8.2	11.0	<5	5.5	7.6	5.7	<5
Point No. 10																	
	PCE	**15**	**19.0**	**27**	**14.0**	**21.0**	**22.0**	**20.0**	**8.9**	7.5	**19.0**	**23.0**	**17.0**	**9.5**	**15.0**	**9.0**	**9.5**
	1,1-DCE	<5	<5	**5.5**	**3.4**	<5	**5.7**	<5	<5	<5	<5	<5	<5	<5	<5	<5	<5
	cis 1,2-DCE	<5	<5	19	2.9	5.2	9.3	5.8	<5	<5	<5	31.0	<5	<5	<5	<5	<5
	TCE	8.1	14	10	12.0	14.0	17.0	13.0	5.5	5.2	9.8	16.0	12.0	5.9	10.0	<2.0	6.5
	VC											**16.0**					
Point No. 10.5																	
	PCE	NS	NS	NS	NS	NS	**17.0**	NS	NS	NS	NS	NS	NS	NS	NS	NS	NS
	1,1-DCE	NS	NS	NS	NS	NS	5.1	NS	NS	NS	NS	NS	NS	NS	NS	NS	NS
	cis 1,2-DCE	NS	NS	NS	NS	NS	<5	NS	NS	NS	NS	NS	NS	NS	NS	NS	NS
	TCE	NS	NS	NS	NS	NS	13.0	NS	NS	NS	NS	NS	NS	NS	NS	NS	NS
Point No. 11																	
	PCE	NS	**37.0**	**38***	**51.0**	**34.0**	**26**	**21.0**	**16**	**9.5**	**17.0**	**29**	**36**	**14.0**	**22.0**	**12.0**	**12.0**
	1,1-DCE	NS	<5	**5.3**	3.5	<5	<5	<5	<5	<5	<5	<5	<5	<5	<5	<5	<5
	cis 1,2-DCE	NS	8.3	11*	11.0	8.6	9.1	7.1	7.3	10.0	6.2	17	14	<5	5.3	<5	<5
	TCE	NS	23	25*	38.0	25.0	21	15.0	11	6.2	11.0	22	23	8.3	14.0	8.7	8.3
	VC											<5				<2.0	<2.0
Point No. 12																	
	PCE	NS	**23.0**	**37**	**28.0**	**27.0**	**26.0**	**28.0**	**12.0**	**13.0**	**22.0**	**22.0**	**27.0**	**24.0**	**27.0**	**16.0**	**13.0**
	1,1-DCE	NS	<5	**5.1**	3.3	<5	<5	<5	<5	<5	<5	<5	<5	<5	<5	<5	<5
	cis 1,2-DCE	NS	6.4	11	6.7	6.7	8.9	11.0	6.3	9.0	9.0	9.7	10.0	6.3	6.9	<5	<5
	TCE	NS	19	26	20.0	19.0	20.0	18.0	8.2	8.4	15.0	15.0	18.0	14.0	18.0	9.8	8.2
Point No. 13																	
	PCE	NS	**25.0**	**38**	**23.0**	**30.0**	**28**	**27.0**	NS	**16.0**	**35.0**	NS	**35**	NS	NS	NS	13.0
	1,1-DCE	NS	<5	<5	3.0	<5	<5	<5	NS	<5	<5	NS	<5	NS	NS	NS	<5
	cis 1,2-DCE	NS	6.8	11	5.8	6.9	9.6	7.9	NS	8.5	6.1	NS	12	NS	NS	NS	<5
	TCE	NS	20	26	19.0	20.0	22	17.0	NS	10.0	18.0	NS	22	NS	NS	NS	8.6
Point No. 14																	
	PCE	NS	**23.0**	**38**	**26.0**	**28.0**	**27.0**	NS	**13.0**	**14.0**	NS	**23.0**	NS	**21.0**	**17.0**	**18.0**	**14.0**
	1,1-DCE	NS	<5	<5	2.7	<5	9.2	NS	9.2	<5	NS	<5	NS	<5	<5	<5	<5
	cis 1,2-DCE	NS	6.4	11	6.4	6.8	<5	NS	6.6	7.1	NS	8.9	NS	6.3	5.7	<5	<5
	TCE	NS	19	26	20.0	19.0	21.0	NS	9.1	9.5	NS	15.0	NS	12.0	13.0	12.0	9.7
Point No. 15																	
	PCE	NS	**28.0**	**39**	**26.0**	**34.0**	**29.0**	**23.0**	NS	NS	**33.0**	NS	**28.0**	NS	NS	NS	NS
	1,1-DCE	NS	<5	<5	2.8	<5	<5	<5	NS	NS	<5	NS	<5	NS	NS	NS	NS
	cis 1,2-DCE	NS	7.4	12	6.4	8.0	9.4	7.3	NS	NS	5.7	NS	10.0	NS	NS	NS	NS
	TCE	NS	19	27	20.0	22.0	21.0	15.0	NS	NS	17.0	NS	21.0	NS	NS	NS	NS
Point No. 16																	
	PCE	NS	**24.0**	**41**	**26.0**	**34.0**	**30.0**	**30.0**	**15.0**	NS	NS	**17.0**	NS	**23.0**	**33.0**	**21.0**	NS
	1,1-DCE	NS	<5	<5	2.7	<5	<5	<5	<5	NS	NS	<5	NS	<5	<5	<5	NS
	cis 1,2-DCE	NS	6.6	11	6.5	7.6	11.0	5.8	5.3	NS	NS	7.1	NS	6.5	7.5	<5	NS
	TCE	NS	19	26	19.0	21.0	23.0	16.0	9.3	NS	NS	11.0	NS	13.0	20.0	13.0	NS
Point No. 17																	
	PCE	NS	NS	NS	NS	NS	NS	NS	**14.0**	**12.0**	**30.0**	**18.0**	**25.0**	**21.0**	**29.0**	**20.0**	**15.0**
	1,1-DCE	NS	NS	NS	NS	NS	NS	NS	<5	<5	<5	<5	<5	<5	<5	<5	<5
	cis 1,2-DCE	NS	NS	NS	NS	NS	NS	NS	5.8	7.1	<5	5.6	8.7	6.8	6.4	<5	<5
	TCE	NS	NS	NS	NS	NS	NS	NS	9.3	7.3	15.0	10.0	15.0	12.0	19.0	12.0	8.2

Phase IV Monitoring Well Installation and Source Area Assessment Report
Woodall Creek Site
Phase IV and Historical Stream Sampling Analytical Data

TABLE 6

Sample Point	Analyte	Date of Sampling Event 9/18/2006	10/2/2006	11/14/2006	1/25/2007	2/28/2007	3/30/2007	4/30/2007	5/30/2007	6/28/2007	7/25/2007	8/23/2007	9/27/2007	7/10/2008	11/5/2008	1/14/2009	4/1/2010
Point No. 18																	
	PCE	NS	NS	NS	NS	NS	NS	**21.0**	**14.0**	**12.0**	**17.0**	**17.0**	**22.0**	NS	NS	NS	NS
	1,1-DCE	NS	NS	NS	NS	NS	NS	<5	<5	<5	<5	<5	<5	NS	NS	NS	NS
	cis 1,2-DCE	NS	NS	NS	NS	NS	NS	6.6	5.0	5.3	5.7	<5	5.6	NS	NS	NS	NS
	TCE	NS	NS	NS	NS	NS	NS	13.0	8.1	6.7	11.0	9.8	13.0	NS	NS	NS	NS
Point No. 19																	
	PCE	NS	NS	NS	NS	NS	NS	**20.0**	**13.0**	**10.0**	**17.0**	**15.0**	**18.0**	**17.0**	**25.0**	**17.0**	**13.0**
	1,1-DCE	NS	NS	NS	NS	NS	NS	<5	<5	<5	<5	<5	<5	<5	<5	<5	<5
	cis 1,2-DCE	NS	NS	NS	NS	NS	NS	5.8	5.1	<5	<5	<5	<5	5.4	6.2	<5	<5
	TCE	NS	NS	NS	NS	NS	NS	12.0	8.7	6.0	9.4	8.8	11.0	10.0	16.0	10.0	8.6
Point N0. PB																	
	PCE	NS	NS	NS	NS	NS	NS	NS	NS	NS	NS	NS	NS	**15.0**	**20.0**	**16.0**	**12.0**
	1,1-DCE	NS	NS	NS	NS	NS	NS	NS	NS	NS	NS	NS	NS	<5	<5	<5	<5
	cis 1,2-DCE	NS	NS	NS	NS	NS	NS	NS	NS	NS	NS	NS	NS	<5	<5	<5	<5
	TCE	NS	NS	NS	NS	NS	NS	NS	NS	NS	NS	NS	NS	8.2	13.0	9.1	7.1
Point N0. RR																	
	PCE	NS	NS	NS	NS	NS	NS	NS	NS	NS	NS	NS	NS	**11.0**	**15.0**	**12.0**	NS
	1,1-DCE	NS	NS	NS	NS	NS	NS	NS	NS	NS	NS	NS	NS	<5	<5	<5	NS
	cis 1,2-DCE	NS	NS	NS	NS	NS	NS	NS	NS	NS	NS	NS	NS	<5	<5	<5	NS
	TCE	NS	NS	NS	NS	NS	NS	NS	NS	NS	NS	NS	NS	6.3	9.1	7.0	NS
Point N0. T1																	
	PCE	NS	NS	NS	NS	NS	NS	NS	NS	NS	NS	NS	NS	**8.9**	**12.0**	**9.4**	NS
	1,1-DCE	NS	NS	NS	NS	NS	NS	NS	NS	NS	NS	NS	NS	<5	<5	<5	NS
	cis 1,2-DCE	NS	NS	NS	NS	NS	NS	NS	NS	NS	NS	NS	NS	<5	<5	<5	NS
	TCE	NS	NS	NS	NS	NS	NS	NS	NS	NS	NS	NS	NS	5.5	7.8	6.1	NS
Point N0. 2R																	
	PCE	NS	NS	NS	NS	NS	NS	NS	NS	NS	NS	NS	NS	5.0	6.6	**9.4**	NS
	1,1-DCE	NS	NS	NS	NS	NS	NS	NS	NS	NS	NS	NS	NS	<5	<5	<5	NS
	cis 1,2-DCE	NS	NS	NS	NS	NS	NS	NS	NS	NS	NS	NS	NS	<5	<5	<5	NS
	TCE	NS	NS	NS	NS	NS	NS	NS	NS	NS	NS	NS	NS	<5	<5	<5	NS
Point N0. 2R500																	
	PCE	NS	NS	NS	NS	NS	NS	NS	NS	NS	NS	NS	NS	<5	NS	NS	NS
	1,1-DCE	NS	NS	NS	NS	NS	NS	NS	NS	NS	NS	NS	NS	<5	NS	NS	NS
	cis 1,2-DCE	NS	NS	NS	NS	NS	NS	NS	NS	NS	NS	NS	NS	<5	NS	NS	NS
	TCE	NS	NS	NS	NS	NS	NS	NS	NS	NS	NS	NS	NS	<5	NS	NS	NS

Bold Indicates ISWQS Exceedence
Denotes Highest Suspected Impact Section of Stream.
Denotes Maximum Concentration for Sample Event.

*- These values are considered statistically the same as highest concentration.

FIGURES

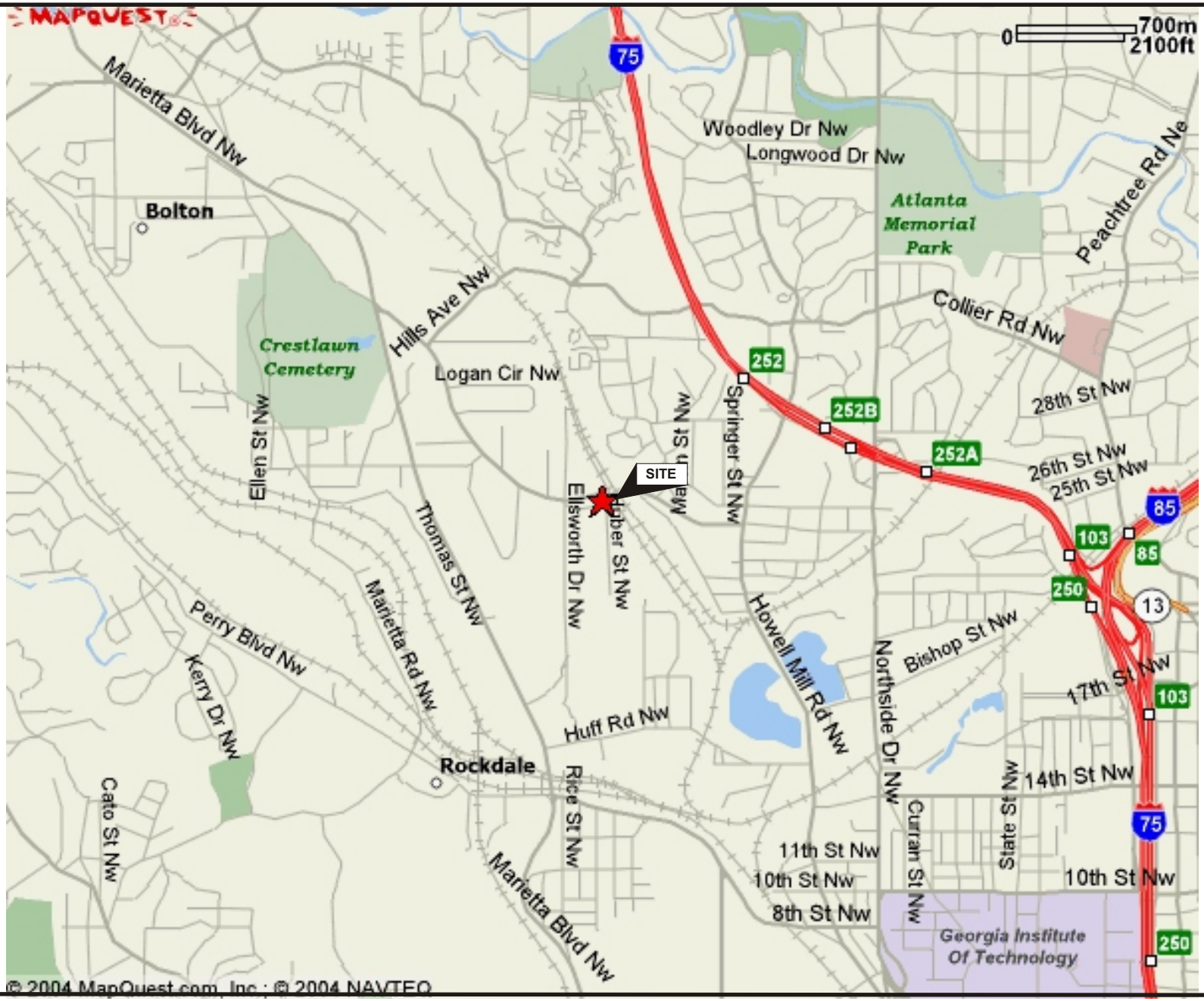

SCALE AS SHOWN

Peachtree Environmental

SOUTHERN METAL FINISHING
ATLANTA, FULTON COUNTY, GEORGIA

FIGURE 1
SITE LOCATION MAP

PHASE IV MONITOR WELL INSTALLATION AND SOURCE AREA ASSESSMENT REPORT

QUADRANGLE LOCATION

LEGEND

APPROXIMATE PROPERTY BOUNDARY

MACYS PROPERTY

HUBER STREET (50'R/W)

PARKING

TWO STORY BRICK AND BLOCK BUILDING

DREVER CO. PROPERTY

DIESEL

ONE STORY BRICK BLDG

ONE STORY BLOCK BUILDING

TANK

SMF PROPERTY

APPROXIMATE PROPERTY BOUNDARY

GLIDDEN TANK FARM

GLIDDEN PROPERTY

MAGNETIC

ONE STORY BLOCK BUILDING

FORMER HUBER MOTOR EXPRESS / FORMER GLIDDEN PROPERTY / DOBBINS PROPERTY

FORMER ELLSWORTH REALTY PROPERTY / FUTUREX ATLANTA

ELLSWORTH INDUSTRIAL BLVD

GOODSTONE PROPERTY 1510 ELLSWORTH

GOODSTONE PROPERTY 1494 ELLSWORTH

FORMER ABC PROPERTY / M-WEST HOA

FORMER ABC PROPERTY / M-WEST LOTS

WOODALL CREEK

NEW BUILDING LIMITS

FORMER JODACO PROPERTY / RESTAURANT SUPPLY

1455

FORMER REYNOLDS PROPERTY / DALTILE

1441

GRAPHIC SCALE

100 0 100 200 300

REV	DATE	DESCRIPTION
	DATE OF ISSUE 3/25/11	DRW BY JPC DES BY CHK BY APP BY

WHL
CHM

Pandora Environmental

SOUTHERN METAL FINISHING
HUBER STREET
ATLANTA, GEORGIA

SITE LAYOUT MAP

FIGURE NO. 2

SMF 2665

LEGEND

- MW-6 SHALLOW/INTERMEDIATE MONITORING WELL LOCATION
- MW-16 DEEP MONITORING WELL LOCATION
- S19 SURFACE WATER SAMPLE LOCATION
- MW-5S SHALLOW MONITORING WELL LOCATION NOT FOUND

MAGNETIC

HUBER STREET (50' R/W)

ELLSWORTH INDUSTRIAL BLVD

WOODALL CREEK

DREVER CO. PROPERTY

MACYS PROPERTY

SMF PROPERTY

GLIDDEN TANK FARM

GLIDDEN PROPERTY

APPROXIMATE PROPERTY BOUNDARY

FORMER HUBER MOTOR EXPRESS / FORMER GLIDDEN PROPERTY

FORMER ELLSWORTH REALTY PROPERTY / FUTUREX ATLANTA

DOBBINS PROPERTY

GOODSTONE PROPERTY 1510 ELLSWORTH

GOODSTONE PROPERTY 1494 ELLSWORTH

FORMER ABC PROPERTY / M-WEST HOA

FORMER ABC PROPERTY / M-WEST LOTS

FORMER JODACO PROPERTY / RESTAURANT SUPPLY

NEW BUILDING LIMITS

FORMER REYNOLDS PROPERTY / DALTILE

GRAPHIC SCALE

100 0 100 200 300

REV	DATE	DESCRIPTION	DRW BY	DES BY	CHK BY	APP BY
	DATE OF ISSUE 3/25/11	JPC	WHL		CHM	

SOUTHERN METAL FINISHING
HUBER STREET
ATLANTA, GEORGIA

GROUNDWATER AND SURFACE WATER SAMPLE LOCATION MAP

FIGURE NO. 3

SMF 2665

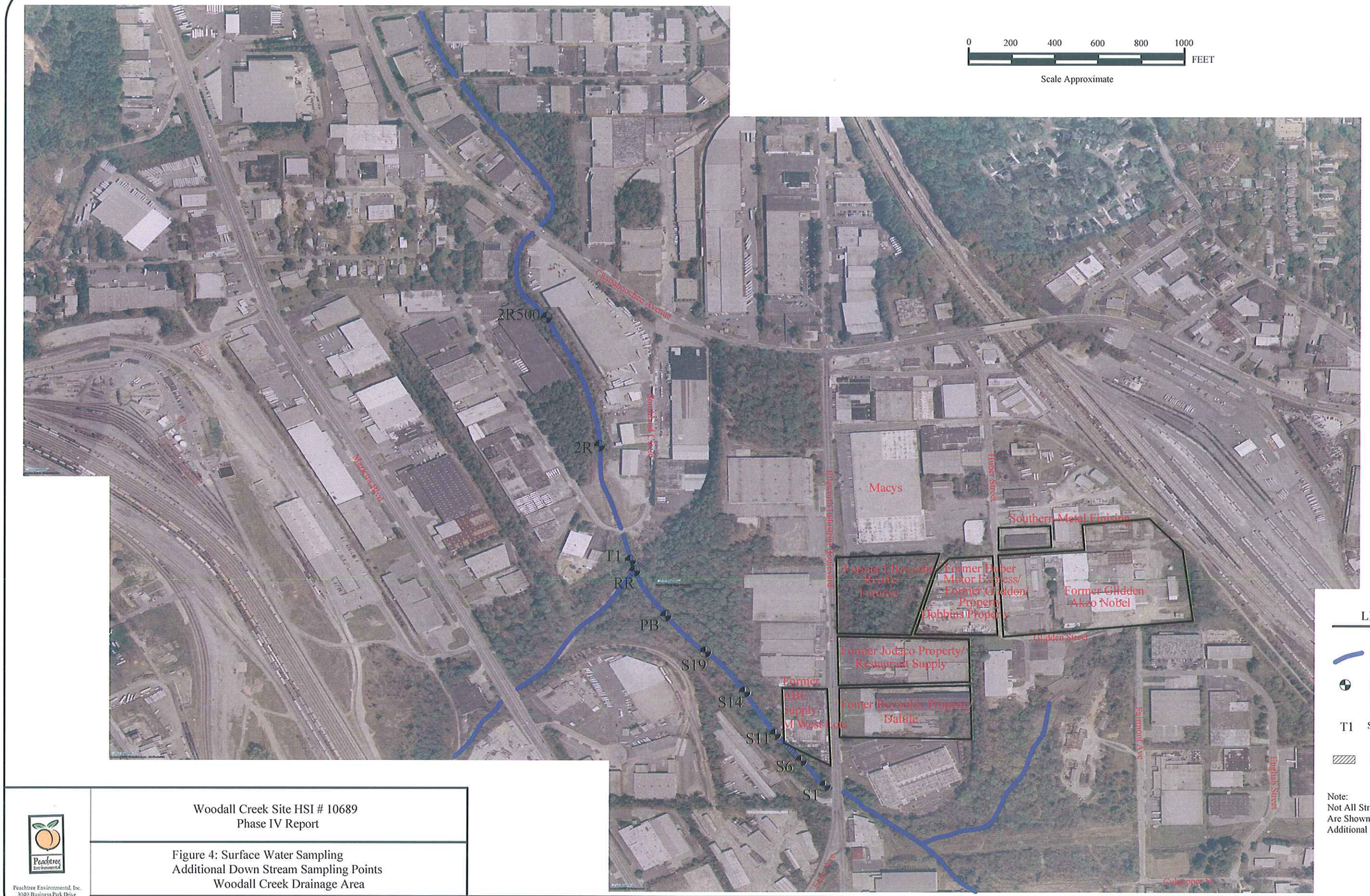

Peachtree Environmental, Inc.
3049 Business Park Drive
Norcross, Georgia 30071

Woodall Creek Site HSI # 10689
Phase IV Report

Figure 4: Surface Water Sampling
Additional Down Stream Sampling Points
Woodall Creek Drainage Area

Southern Metal Finishing Company, 1575 Huber Street, Atlanta, Georgia

Aerial Photography from GlobeXplorer
.3048 meter scale, April 1, 2002

Drawing:

Review:

Revision:

Aerial Photography from GlobeXplorer
.3048 meter scale, April 1, 2002

Note: Property boundaries are approximate.

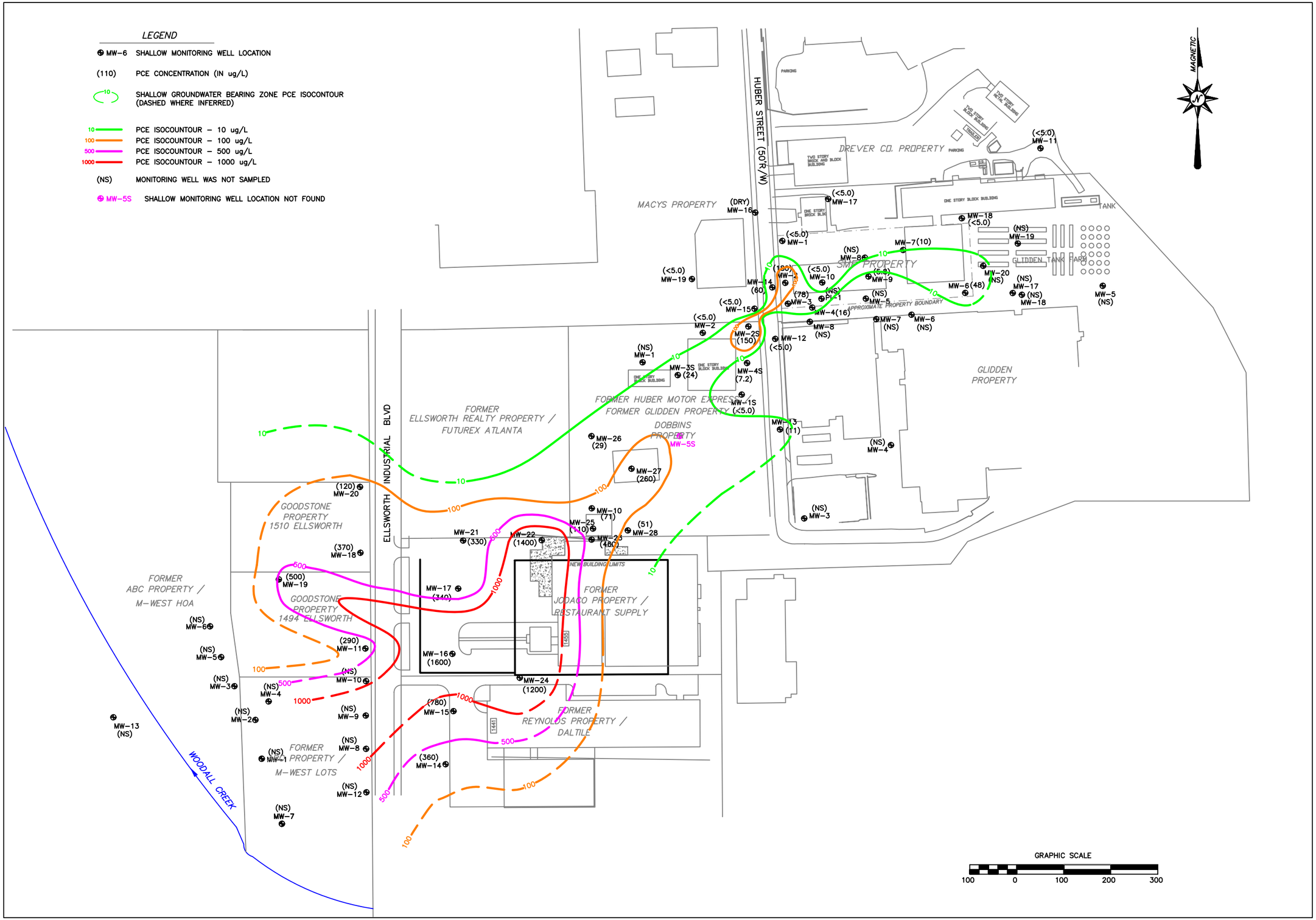

SOUTHERN METAL FINISHING
HUBER STREET
ATLANTA, GEORGIA

SHALLOW WATER BEARING ZONE
ISOCONTOUR MAP - PCE

FIGURE NO. 5A

SMF 2665

DATE OF ISSUE 6/13/11

DWN BY JPC
DES BY
CHK BY WHL
APP BY CHM

LEGEND

- ⊕ DS–1 — INTERMEDIATE MONITORING WELL LOCATION
- (110) — PCE CONCENTRATION (IN ug/L)
- 10 — INTERMEDIATE GROUNDWATER BEARING ZONE PCE ISOCONTOUR (DASHED WHERE INFERRED)
- 10 — PCE ISOCOUNTOUR – 10 ug/L
- 100 — PCE ISOCOUNTOUR – 100 ug/L

MAGNETIC

HUBER STREET (50'R/W)

ELLSWORTH INDUSTRIAL BLVD

MACYS PROPERTY

DREVER CO. PROPERTY

PARKING

TWO STORY BRICK AND BLOCK BUILDING

TWO STORY BRICK BUILDING

TRAILER

ONE STORY BLOCK BUILDING

ONE STORY BRICK BLDG

TANK

GLIDDEN TANK FARM

SMF PROPERTY

DS–1(11)

(76) DS–3

(7.7) DS–2

APPROXIMATE PROPERTY BOUNDARY

(23) MW–2I

(110) MW–4I

MW–3I (49)

GLIDDEN PROPERTY

FORMER HUBER MOTOR EXPRESS / FORMER GLIDDEN PROPERTY / DOBBINS PROPERTY

FORMER ELLSWORTH REALTY PROPERTY / FUTUREX ATLANTA

GOODSTONE PROPERTY 1510 ELLSWORTH

GOODSTONE PROPERTY 1494 ELLSWORTH

FORMER ABC PROPERTY / M–WEST HOA

FORMER ABC PROPERTY / M–WEST LOTS

WOODALL CREEK

NEW BUILDING LIMITS

FORMER JODACO PROPERTY / RESTAURANT SUPPLY

1455

FORMER REYNOLDS PROPERTY / DALTILE

1441

GRAPHIC SCALE

100 0 100 200 300

REV	DATE	DES BY	DWN BY	CHK BY	APP BY
DESCRIPTION	DATE OF ISSUE 6/13/11	JPC	WHL	CHM	

SOUTHERN METAL FINISHING
HUBER STREET
ATLANTA, GEORGIA

INTERMEDIATE WATER BEARING ZONE ISOCONTOUR MAP - PCE

FIGURE NO. **5B**

SMF 2865

LEGEND

- MW-6 — SHALLOW MONITORING WELL LOCATION
- (130) — TCE CONCENTRATION (IN ug/L)
- 10 — SHALLOW GROUNDWATER BEARING ZONE TCE ISOCONTOUR (DASHED WHERE INFERRED)
- 10 — TCE ISOCOUNTOUR – 10 ug/L
- 100 — TCE ISOCOUNTOUR – 100 ug/L
- 500 — TCE ISOCOUNTOUR – 500 ug/L
- (NS) — MONITORING WELL WAS NOT SAMPLED
- MW-5S — SHALLOW MONITORING WELL LOCATION NOT FOUND

HUBER STREET (50' R/W)
ELLSWORTH INDUSTRIAL BLVD
WOODALL CREEK
MAGNETIC
PROPERTY BOUNDARY (APPROXIMATE)
NEW BUILDING LIMITS
DREVER CO. PROPERTY
MACYS PROPERTY
SMF PROPERTY
GLIDDEN TANK FARM
GLIDDEN PROPERTY
FORMER HUBER MOTOR EXPRESS / FORMER GLIDDEN PROPERTY
DOBBINS PROPERTY
FORMER ELLSWORTH REALTY PROPERTY / FUTUREX ATLANTA
GOODSTONE PROPERTY 1510 ELLSWORTH
GOODSTONE PROPERTY 1494 ELLSWORTH
FORMER ABC PROPERTY / M-WEST HOA
ABC PROPERTY
FORMER ABC PROPERTY / M-WEST LOTS
FORMER JODACO PROPERTY / RESTAURANT SUPPLY
FORMER REYNOLDS PROPERTY / DALTILE
1455
1441

MW-11 (<5.0)
MW-17 (<5.0)
(DRY) MW-16
MW-1 (7.4)
MW-18 (<5.0)
MW-19 (NS)
MW-8 (NS)
MW-7 (<5.0)
MW-19 (<5.0)
MW-14 (6.7)
MW-2 (35)
MW-10 (<5.0)
MW-9 (<5.0)
MW-20 (NS)
MW-17 (NS)
PI-1 (NS)
MW-5 (NS)
MW-6 (<5.0)
MW-18 (NS)
MW-5 (NS)
MW-15 (<5.0)
MW-3 (6)
MW-4 (<5.0)
MW-7 (NS)
MW-6 (NS)
MW-2 (<5.0)
MW-8 (NS)
MW-2S (15)
MW-12 (<5.0)
MW-1 (NS)
MW-3S (<5.0)
MW-4S (<5.0)
MW-1S (<5.0)
MW-13 (<5.0)
MW-4 (NS)
MW-3 (NS)
(5.7) MW-26
MW-5S
MW-27 (85)
MW-20 (15)
MW-10 (11)
(28) MW-25
(120) MW-23
MW-28(6.6)
MW-21 (100)
MW-22 (200)
MW-18 (130)
MW-19 (190)
(92) MW-17
(930) MW-16
MW-24 (400)
(310) MW-15
(130) MW-14
(86) MW-11
(NS) MW-6
(NS) MW-5
(NS) MW-3
(NS) MW-4
(NS) MW-10
(NS) MW-2
(NS) MW-9
(NS) MW-13
(NS) MW-8
(NS) MW-1
(NS) MW-12
(NS) MW-7
10
100
500

GRAPHIC SCALE
100 0 100 200 300

REV	DATE	DESCRIPTION
	DATE OF ISSUE 6/13/11	DWN BY JPC DES BY CHK BY APP BY

WHL
CHM

SOUTHERN METAL FINISHING
HUBER STREET
ATLANTA, GEORGIA

SHALLOW WATER BEARING ZONE
ISOCONTOUR MAP - TCE

FIGURE NO. **6A**
SMF 2665

LEGEND

- DS–1 INTERMEDIATE MONITORING WELL LOCATION
- (15) TCE CONCENTRATION (IN ug/L)
- 10 INTERMEDIATE GROUNDWATER BEARING ZONE TCE ISOCONTOUR (DASHED WHERE INFERRED)
- 10 TCE ISOCOUNTOUR – 10 ug/L

MAGNETIC

HUBER STREET (50'R/W)

ELLSWORTH INDUSTRIAL BLVD

MACYS PROPERTY

DREVER CO. PROPERTY

PARKING

TWO STORY BRICK AND BLOCK BUILDING

TWO STORY BRICK BUILDING

TRAILER

ONE STORY BLOCK BUILDING

ONE STORY BRICK BLDG

TANK

SMF PROPERTY

GLIDDEN TANK FARM

(<5) DS–1

(<5) DS–3

(<5) DS–2

APPROXIMATE PROPERTY BOUNDARY

GLIDDEN PROPERTY

(17) MW–2I

(38) MW–4I

10

MW–3I (15)

FORMER HUBER MOTOR EXPRESS / FORMER GLIDDEN PROPERTY / DOBBINS PROPERTY

FORMER ELLSWORTH REALTY PROPERTY / FUTUREX ATLANTA

GOODSTONE PROPERTY 1510 ELLSWORTH

GOODSTONE PROPERTY 1494 ELLSWORTH

FORMER ABC PROPERTY / M–WEST HOA

FORMER ABC PROPERTY / M–WEST LOTS

WOODALL CREEK

NEW BUILDING LIMITS

FORMER JODACO PROPERTY / RESTAURANT SUPPLY

1455

FORMER REYNOLDS PROPERTY / DALTILE

1441

GRAPHIC SCALE

100 0 100 200 300

REV	DATE	DES BY	DWN BY	CHK BY	APP BY
DESCRIPTION		JPC	WHL	CHM	
DATE OF ISSUE 6/13/11					

SOUTHERN METAL FINISHING
HUBER STREET
ATLANTA, GEORGIA

INTERMEDIATE WATER BEARING ZONE
ISOCONTOUR MAP - TCE

FIGURE NO. 6B

SMF 2865

LEGEND

- MW-6 SHALLOW MONITORING WELL LOCATION
- (110) cis-1,2-DCE CONCENTRATION (IN ug/L)
- 10 SHALLOW GROUNDWATER BEARING ZONE cis-1,2-DCE ISOCONTOUR (DASHED WHERE INFERRED)
- 10 cis-1,2-DCE ISOCOUNTOUR – 10 ug/L
- 100 cis-1,2-DCE ISOCOUNTOUR – 100 ug/L
- (NS) MONITORING WELL WAS NOT SAMPLED
- MW-5S SHALLOW MONITORING WELL LOCATION NOT FOUND

MAGNETIC

HUBER STREET (50'R/W)

ELLSWORTH INDUSTRIAL BLVD

WOODALL CREEK

DREVER CO. PROPERTY

MACYS PROPERTY

SMF PROPERTY

GLIDDEN TANK FARM

GLIDDEN PROPERTY

PROPERTY BOUNDARY (APPROXIMATE)

FORMER HUBER MOTOR EXPRESS / FORMER GLIDDEN PROPERTY

FORMER ELLSWORTH REALTY PROPERTY / FUTUREX ATLANTA

DOBBINS PROPERTY

GOODSTONE PROPERTY 1510 ELLSWORTH

GOODSTONE PROPERTY 1494 ELLSWORTH

FORMER ABC PROPERTY / M-WEST HOA

ABC PROPERTY

FORMER ABC PROPERTY / M-WEST LOTS

NEW BUILDING LIMITS

FORMER JODACO PROPERTY / RESTAURANT SUPPLY

FORMER REYNOLDS PROPERTY / DALTILE

1455

1441

GRAPHIC SCALE

100 0 100 200 300

REV	DATE	DESCRIPTION
	DATE OF ISSUE 6/13/11	DWN BY JPC DES BY CHK BY WHL APP BY CHM

SOUTHERN METAL FINISHING
HUBER STREET
ATLANTA, GEORGIA

SHALLOW WATER BEARING ZONE
ISOCONTOUR MAP - cis-1,2-DCE

FIGURE NO. 7A

SMF 2665

LEGEND

- ⊕ DS–1 — INTERMEDIATE MONITORING WELL LOCATION
- (6.3) — cis–1,2–DCE CONCENTRATION (IN ug/L)
- 10 — INTERMEDIATE GROUNDWATER BEARING ZONE cis–1,2–DCE ISOCONTOUR (DASHED WHERE INFERRED)
- 10 — cis–1,2–DCE ISOCOUNTOUR – 10 ug/L

MAGNETIC

HUBER STREET (50'R/W)

ELLSWORTH INDUSTRIAL BLVD

MACYS PROPERTY

DREVER CO.

PARKING

TWO STORY BRICK AND BLOCK BUILDING

TWO STORY BRICK BUILDING

TWO STORY METAL BUILDING

TROLLEY

ONE STORY BRICK BLDG

ONE STORY BLOCK BUILDING

TANK

SMF PROPERTY

GLIDDEN TANK FARM

(<5) DS–1

(6.9) DS–3

(<5) DS–2

APPROXIMATE PROPERTY BOUNDARY

GLIDDEN PROPERTY

(<5) MW–2I

(<5) MW–4I

MW–3I (6.3)

FORMER HUBER MOTOR EXPRESS / FORMER GLIDDEN PROPERTY / DOBBINS PROPERTY

FORMER ELLSWORTH REALTY PROPERTY / FUTUREX ATLANTA

GOODSTONE PROPERTY 1510 ELLSWORTH

GOODSTONE PROPERTY 1494 ELLSWORTH

FORMER ABC PROPERTY / M–WEST HOA

FORMER ABC PROPERTY / M–WEST LOTS

FORMER JODACO PROPERTY / RESTAURANT SUPPLY

1455

FORMER REYNOLDS PROPERTY / DALTILE

1441

WOODALL CREEK

GRAPHIC SCALE

100 0 100 200 300

REV	DATE	DESCRIPTION
DATE OF ISSUE 6/13/11	DWN BY JPC	CHK BY WHL
	DES BY	APP BY CHM

SOUTHERN METAL FINISHING
HUBER STREET
ATLANTA, GEORGIA

INTERMEDIATE WATER BEARING ZONE
ISOCONTOUR MAP - cis-1,2-DCE

FIGURE NO. **7B**

SMF 2865

LEGEND

SB-13 SOIL SAMPLE LOCATION

0.047/9 PCE CONCENTRATION (mg/kg)/DEPTH OF SAMPLE (ft-bgs)

MAGNETIC

HUBER STREET (50'R/W)

INDUSTRIAL BLVD

ELLSWORTH

WOODALL CREEK

DREVER CO. PROPERTY

PARKING

TWO STORY BRICK AND BLOCK BUILDING

TWO STORY BLOCK BUILDING

TRAILER

ONE STORY BLOCK BUILDING

ONE STORY BRICK BLDG

TANK

SMF PROPERTY

GLIDDEN TANK FARM

APPROXIMATE PROPERTY BOUNDARY

GLIDDEN PROPERTY

MACYS PROPERTY

FORMER ELLSWORTH REALTY PROPERTY / FUTUREX ATLANTA

FORMER HUBER MOTOR EXPRESS / FORMER GLIDDEN PROPERTY / DOBBINS PROPERTY

GOODSTONE PROPERTY 1510 ELLSWORTH

GOODSTONE PROPERTY 1494 ELLSWORTH

FORMER ABC PROPERTY / M-WEST HOA

FORMER ABC PROPERTY / M-WEST LOTS

FORMER JODACO PROPERTY / RESTAURANT SUPPLY

FORMER REYNOLDS PROPERTY / DALTILE

NEW BUILDING LIMITS

1455

1441

MW-26 <0.012/10 <0.0076/15

MW-27 <0.0072/10 0.007/15

<0.0060/10 1.1/15 MW-25

<0.0086/10 <0.0069/15 MW-28

SB-20 <0.00082/5

SB-18 0.042/5 0.041/10

SB-19 <0.0081/5 <0.0084/10

MW-6 <0.0073/9

MW-5 <0.0083/9

SB-11 <0.0086/5

MW-10 0.047/9

MW-4 <0.0057/9

MW-9 <0.0083/9

SB-13 <0.0068/5

MW-8 <0.0099/9

SB-12 <0.0070/10

MW-7 <0.0071/9

SB-21 <0.0010/5

SB-22 <0.0012/5

SB-23 0.0089/5

SB-17 <0.0066/5 0.015/10

SB-16 <0.0073/5 0.013/15

SB-24 <0.00084/5

SB-15 <0.0085/5 <0.0078/10

SB-14 <0.0091/5 <0.0083/10

GRAPHIC SCALE

100 0 100 200 300

REV	DATE	DRW BY	DES BY	CHK BY	APP BY
1	6/10/2011	JPC		MWH	WHL
	DATE OF ISSUE 6/10/11	DESCRIPTION PER EPD NOD LETTER, DATED JUNE 6, 2011		JPC	CHM

SOUTHERN METAL FINISHING
HUBER STREET
ATLANTA, GEORGIA

MONITOR WELL SOIL SAMPLE RESULTS

FIGURE NO. 8

SMF 2865

LEGEND

- MW-6 — SHALLOW MONITORING WELL LOCATION
- (858.70) — GROUNDWATER ELEVATION (IN FEET ABOVE MSL)
- 888 — SHALLOW GROUNDWATER BEARING ZONE POTENTIOMETRIC ISOCONTOUR (DASHED WHERE INFERRED)
- SHALLOW GROUNDWATER BEARING ZONE FLOW DIRECTION
- (NM) — MONITORING WELL DEPTH TO WATER WAS NOT MEASURED
- MW-5S — SHALLOW MONITORING WELL LOCATION NOT FOUND

MAGNETIC

HUBER STREET (50' R/W)

ELLSWORTH INDUSTRIAL BLVD

WOODALL CREEK

DREVER CO.

MACYS PROPERTY

SMF PROPERTY

GLIDDEN TANK FARM

GLIDDEN PROPERTY

PROPERTY BOUNDARY (APPROXIMATE)

FORMER HUBER MOTOR EXPRESS / FORMER GLIDDEN PROPERTY

FORMER ELLSWORTH REALTY PROPERTY / FUTUREX ATLANTA

DOBBINS PROPERTY

GOODSTONE PROPERTY 1510 ELLSWORTH

FORMER ABC PROPERTY / M-WEST HOA

GOODSTONE PROPERTY 1494 ELLSWORTH

FORMER ABC PROPERTY / M-WEST LOTS

FORMER JODACO PROPERTY / RESTAURANT SUPPLY

FORMER REYNOLDS PROPERTY / DALTILE

NEW BUILDING LIMITS

ONE STORY BLOCK BUILDING

TWO STORY BRICK AND BLOCK BUILDING

TANK

PARKING

GRAPHIC SCALE

100 0 100 200 300

REV	DATE	DESCRIPTION
DATE OF ISSUE 3/25/11	DWN BY JPC	DES BY CHK BY APP BY

SOUTHERN METAL FINISHING
HUBER STREET
ATLANTA, GEORGIA

MARCH 2011 POTENTIOMETRIC SURFACE MAP
- SHALLOW GROUNDWATER BEARING ZONE

FIGURE NO. 9

SMF 2865

APPENDIX A
MONITORING WELL CONSTRUCTION LOGS

MONITORING WELL: MW-1		PAGE 1 OF 28	
FACILITY: WOODALL CREEK	**DATE STARTED:** 7/9/08	**DATE COMPLETED:** 7/9/08	
LOCATION: ATLANTA, GEORGIA	**SURFACE:** SOIL	**LOGGED BY:** AWP	
INSTALLATION METHOD: 4-1/4" ID HOLLOW-STEM AUGER	**ELEVATION AT TOP OF CASING (TOC): 40 FEET**		
DRILLER: KILLMAN BROTHERS, INC.	**DEPTH TO WATER (TOC): 14.72 FEET**		
DRILL RIG TYPE: CME 75	**STATIC WATER COLUMN: 25.28 FEET**		

DEPTH (ft)	Lithology	Subsurface Soil Description	WL	Monitoring Well Details	DEPTH (ft)
0 – 2		ORANGE / RED, SILTY SAND		LOCKING WELL CAP; FLUSH-MOUNT MANHOLE PROTECTIVE COVER W/ POURED CONCRETE PAD; 2.0'; PORTLAND CEMENT	0 – 2
2 – 4		ORANGE SLIGHTLY CLAY, SILTY FINE SAND		6.0'; BENTONITE SEAL	2 – 4
4 – 6 – 8		ORANGE SILTY SAND			4 – 6 – 8
8 – 10 – 12		GREY WEATHERED ROCK			8 – 10 – 12
12 – 14			▼ 14.72'	RISER TYPE: PVC SIZE: 2" ID	12 – 14
14 – 16 – 18 – 20 – 22 – 24 – 26 – 28 – 30 – 32 – 34 – 36 – 38		GREY SAPROLITE		32.0'; SAND PACK; SCREEN TYPE: PVC SIZE: 2" ID (30 FEET)	14 – 16 – 18 – 20 – 22 – 24 – 26 – 28 – 30 – 32 – 34 – 36 – 38
38 – 40		BORING TERMINATED @ 40.0'		BORING TERMINATED @ 40.0'	38 – 40
40 – 42 – 44 – 46 – 48 – 50 – 52 – 54 – 56 – 58 – 60 – 62 – 64 – 66 – 68 – 70 – 72 – 74 – 76 – 78 – 80					40 – 42 – 44 – 46 – 48 – 50 – 52 – 54 – 56 – 58 – 60 – 62 – 64 – 66 – 68 – 70 – 72 – 74 – 76 – 78 – 80

MONITORING WELL - 1
SOIL BORING / WELL CONSTRUCTION DETAIL

Peachtree Environmental

MONITORING WELL: MW-2		PAGE 2 OF 28	
FACILITY: WOODALL CREEK	**DATE STARTED:** 7/9/08	**DATE COMPLETED:** 7/9/08	
LOCATION: ATLANTA, GEORGIA	**SURFACE:** SOIL	**LOGGED BY:** AWP	
INSTALLATION METHOD: 4-1/4" ID HOLLOW-STEM AUGER	**ELEVATION AT TOP OF CASING (TOC): 39 FEET**		
DRILLER: KILLMAN BROTHERS, INC.	**DEPTH TO WATER (TOC): 15.20 FEET**		
DRILL RIG TYPE: CME 75	**STATIC WATER COLUMN: 23.80 FEET**		

DEPTH (ft)	Lithology	Subsurface Soil Description	WL	Monitoring Well Details	DEPTH (ft)
0 – 2		ORANGE BROWN SLIGHTLY CLAY, SILTY SAND		LOCKING WELL CAP; FLUSH-MOUNT MANHOLE PROTECTIVE COVER W/ POURED CONCRETE PAD	0 – 2
2 – 4		ORANGE BROWN CLAY, SILTY SAND		2.0'; PORTLAND CEMENT	2 – 4
4 – 6		ORANGE BROWN SLIGHTLY CLAY, SILTY SAND		5.0'; BENTONITE SEAL	4 – 6
6 – 8		ORANGE BROWN SLIGHTLY CLAY, SILTY SAND, ROCK			6 – 8
8 – 10		GREY/BROWN, ORANGE/BROWN LAYER SILTY CLAY, CLAY SAND SAPROLITE			8 – 10
10 – 12					10 – 12
12 – 14					12 – 14
14 – 16			▼ 15.20'	RISER TYPE: PVC SIZE: 2" ID	14 – 16
16 – 18					16 – 18
18 – 20					18 – 20
20 – 22					20 – 22
22 – 24		NOT CHARACTERIZED		33.0'	22 – 24
24 – 26					24 – 26
26 – 28					26 – 28
28 – 30					28 – 30
30 – 32					30 – 32
32 – 34				SAND PACK	32 – 34
34 – 36				SCREEN TYPE: PVC SIZE: 2" ID (30 FEET)	34 – 36
36 – 38		BORED INTO WEATHERED ROCK			36 – 38
38 – 40		BORING TERMINATED @ 39.0', AUGER REFUSAL		BORING TERMINATED @ 39.0', AUGER REFUSAL	38 – 40
40 – 42					40 – 42
42 – 44					42 – 44
44 – 46					44 – 46
46 – 48					46 – 48
48 – 50					48 – 50
50 – 52					50 – 52
52 – 54					52 – 54
54 – 56					54 – 56
56 – 58					56 – 58
58 – 60					58 – 60
60 – 62					60 – 62
62 – 64					62 – 64
64 – 66					64 – 66
66 – 68					66 – 68
68 – 70					68 – 70
70 – 72					70 – 72
72 – 74					72 – 74
74 – 76					74 – 76
76 – 78					76 – 78
78 – 80					78 – 80

MONITORING WELL - 2
SOIL BORING / WELL CONSTRUCTION DETAIL

Peachtree Environmental

MONITORING WELL: MW-3		PAGE 3 OF 28	
FACILITY: WOODALL CREEK	**DATE STARTED:** 7/9/08	**DATE COMPLETED:** 7/9/08	
LOCATION: ATLANTA, GEORGIA	**SURFACE:** SOIL	**LOGGED BY:** AWP	
INSTALLATION METHOD: 4-1/4" ID HOLLOW-STEM AUGER	**ELEVATION AT TOP OF CASING (TOC): 40 FEET**		
DRILLER: KILLMAN BROTHERS, INC.	**DEPTH TO WATER (TOC): 16.87 FEET**		
DRILL RIG TYPE: CME 75	**STATIC WATER COLUMN: 23.13 FEET**		

DEPTH (ft)	Lithology	Subsurface Soil Description	WL	Monitoring Well Details	DEPTH (ft)
0 – 2		ORANGE SLIGHTLY CLAY, SILTY FINE SAND		LOCKING WELL CAP; FLUSH-MOUNT MANHOLE PROTECTIVE COVER W/ POURED CONCRETE PAD; 2.0'; PORTLAND CEMENT	0 – 2
2 – 6		ORANGE/BROWN SLIGHTLY CLAY, SILTY FINE SAND		6.0'; BENTONITE SEAL	2 – 6
6 – 10		ORANGE/BROWN TO BLACK/GREY LAST 6", CLAY, SILTY FINE SAND			6 – 10
10 – 36		GREY SILTY SAND	▼ 16.87'	32.0'; RISER TYPE: PVC SIZE: 2" ID; SAND PACK; SCREEN TYPE: PVC SIZE: 2" ID (30 FEET)	10 – 36
36 – 40		HIT ROCK @ 36'			36 – 40
40 – 80		BORING TERMINATED @ 40.0'		BORING TERMINATED @ 40.0'	40 – 80

MONITORING WELL - 3
SOIL BORING / WELL CONSTRUCTION DETAIL

Peachtree Environmental

MONITORING WELL: MW-4		PAGE 4 OF 28	
FACILITY: WOODALL CREEK	**DATE STARTED:** 10/31/08	**DATE COMPLETED:** 10/31/08	
LOCATION: ATLANTA, GEORGIA	**SURFACE:** SOIL	**LOGGED BY:** AWP	
INSTALLATION METHOD: 4-1/4" ID HOLLOW-STEM AUGER	**ELEVATION AT TOP OF CASING (TOC): 36 FEET**		
DRILLER: EM SERVICES, INC.	**DEPTH TO WATER (TOC): 13.59 FEET**		
DRILL RIG TYPE: CME 75	**STATIC WATER COLUMN: 22.41 FEET**		

DEPTH (ft)	Lithology	Subsurface Soil Description	WL	Monitoring Well Details	DEPTH (ft)
0 – 6		ORANGE CLAYEY SILTY SAND		LOCKING WELL CAP; FLUSH-MOUNT MANHOLE PROTECTIVE COVER W/ POURED CONCRETE PAD; 2.0'; PORTLAND CEMENT; 6.0'; BENTONITE SEAL	0 – 6
6 – 8		ORANGE SLIGHTLY CLAYEY, SILTY SAND			6 – 8
8 – 10		@ 8' GREY/BROWN CLAYEY, SILTY SAND			8 – 10
10 – 14		GREY, SILTY SAND, ROCKS	▼ 13.59'	RISER TYPE: PVC SIZE: 2" ID	10 – 14
14 – 36		GREY SAPROLITE		28.0'; SAND PACK; SCREEN TYPE: PVC SIZE: 2" ID (25 FEET)	14 – 36
36		BORING TERMINATED @ 36.0'		BORING TERMINATED @ 36.0'	36
36 – 80					36 – 80

MONITORING WELL - 4
SOIL BORING / WELL CONSTRUCTION DETAIL

Peachtree Environmental

MONITORING WELL: MW-5		PAGE 5 OF 28	
FACILITY: WOODALL CREEK	**DATE STARTED:** 10/31/08	**DATE COMPLETED:** 10/31/08	
LOCATION: ATLANTA, GEORGIA	**SURFACE:** SOIL	**LOGGED BY:** AWP	
INSTALLATION METHOD: 4-1/4" ID HOLLOW-STEM AUGER	**ELEVATION AT TOP OF CASING (TOC): 35 FEET**		
DRILLER: EM SERVICES, INC.	**DEPTH TO WATER (TOC): 17.98 FEET**		
DRILL RIG TYPE: CME 75	**STATIC WATER COLUMN: 17.02 FEET**		

DEPTH (ft)	Lithology	Subsurface Soil Description	WL	Monitoring Well Details	DEPTH (ft)
0 – 34		TAN/ORANGE SILTY FINE SAND, CROSS-TIE MATERIAL		LOCKING WELL CAP; FLUSH-MOUNT MANHOLE PROTECTIVE COVER W/ POURED CONCRETE PAD	0 – 34
0 – 34		ORANGE SILTY FINE SAND		2.0'; PORTLAND CEMENT	0 – 34
0 – 34		GREY/GREEN SLIGHTLY CLAYEY, SILTY FINE SAND		6.0'; BENTONITE SEAL	0 – 34
0 – 34		GREY SAPROLITE	▼ 17.02'	RISER TYPE: PVC SIZE: 2" ID	0 – 34
				27.0'; SAND PACK	
				SCREEN TYPE: PVC SIZE: 2" ID (25 FEET)	
36		BORING TERMINATED @ 35.0'		BORING TERMINATED @ 35.0'	36
38 – 80					38 – 80

MONITORING WELL - 5
SOIL BORING / WELL CONSTRUCTION DETAIL

Peachtree Environmental

MONITORING WELL: MW-6		PAGE 6 OF 28	
FACILITY: WOODALL CREEK	**DATE STARTED:** 1/8/09	**DATE COMPLETED:** 1/8/09	
LOCATION: ATLANTA, GEORGIA	**SURFACE:** SOIL	**LOGGED BY:** AWP	
INSTALLATION METHOD: 4-1/4" ID HOLLOW-STEM AUGER	**ELEVATION AT TOP OF CASING (TOC): 36 FEET**		
DRILLER: EM SERVICES, INC.	**DEPTH TO WATER (TOC): 18.79 FEET**		
DRILL RIG TYPE: CME 75	**STATIC WATER COLUMN: 17.21 FEET**		

DEPTH (ft)	Lithology	Subsurface Soil Description	WL	Monitoring Well Details	DEPTH (ft)
0		6" BROWN ORGANICS		LOCKING WELL CAP; FLUSH-MOUNT MANHOLE PROTECTIVE COVER W/ POURED CONCRETE PAD	0
2		6" - 5' ORANGE SLIGHTLY CLAYEY SILTY SAND		2.0'; PORTLAND CEMENT	2
4				6.0'; BENTONITE SEAL	4
6		ORANGE SLIGHTLY CLAYEY, SILTY SAND			6
8				RISER TYPE: PVC SIZE: 2" ID	8
10		BLACK SILTY SAND TO YELLOW SILTY SAND			10
12					12
14					14
16		HIT ROCK @ 15'			16
18			▼ 18.79'		18
20					20
22				28.0'	22
24		GREY SILTY SAND			24
26				SAND PACK	26
28					28
30					30
32					32
34		HIT ROCK @ 34'		SCREEN TYPE: PVC SIZE: 2" ID (25 FEET)	34
36		BORING TERMINATED @ 36.0'		BORING TERMINATED @ 36.0'	36
38					38
40					40
42					42
44					44
46					46
48					48
50					50
52					52
54					54
56					56
58					58
60					60
62					62
64					64
66					66
68					68
70					70
72					72
74					74
76					76
78					78
80					80

MONITORING WELL - 6
SOIL BORING / WELL CONSTRUCTION DETAIL

Peachtree Environmental

MONITORING WELL: MW-7		PAGE 7 OF 28	
FACILITY: WOODALL CREEK	**DATE STARTED:** 1/8/09	**DATE COMPLETED:** 1/8/09	
LOCATION: ATLANTA, GEORGIA	**SURFACE:** SOIL	**LOGGED BY:** AWP	
INSTALLATION METHOD: 4-1/4" ID HOLLOW-STEM AUGER	**ELEVATION AT TOP OF CASING (TOC): 40 FEET**		
DRILLER: EM SERVICES, INC.	**DEPTH TO WATER (TOC): 15.44 FEET**		
DRILL RIG TYPE: CME 75	**STATIC WATER COLUMN: 24.56 FEET**		

DEPTH (ft)	Lithology	Subsurface Soil Description	WL	Monitoring Well Details	DEPTH (ft)
0 – 40		BROWN SLIGHTLY CLAYEY SILTY SAND, ROCKS	▼ 15.44'	LOCKING WELL CAP; FLUSH-MOUNT MANHOLE PROTECTIVE COVER W/ POURED CONCRETE PAD; 2.0'; PORTLAND CEMENT; 6.0'; BENTONITE SEAL; RISER TYPE: PVC SIZE: 2" ID; 32.0'; SAND PACK; SCREEN TYPE: PVC SIZE: 2" ID (25 FEET)	0 – 40
		ORANGE SLIGHTLY CLAYEY, SILTY SAND			
		@ 9' TAN/BROWN SILTY SAND			
		BROWN SAPROLITE, SILTY SAND, ROCKS			
		GREY SAPROLITE			
		BORING TERMINATED @ 40.0'		BORING TERMINATED @ 40.0'	

MONITORING WELL - 7
SOIL BORING / WELL CONSTRUCTION DETAIL

Peachtree Environmental

MONITORING WELL: MW-8		PAGE 8 OF 28	
FACILITY: WOODALL CREEK	**DATE STARTED:** 3/18/09	**DATE COMPLETED:** 3/19/09	
LOCATION: ATLANTA, GEORGIA	**SURFACE:** SOIL	**LOGGED BY:** AWP	
INSTALLATION METHOD: 4-1/4" ID HOLLOW-STEM AUGER	**ELEVATION AT TOP OF CASING (TOC): 40 FEET**		
DRILLER: KILLMAN BROTHERS, INC.	**DEPTH TO WATER (TOC): 14.28 FEET**		
DRILL RIG TYPE: CME 75	**STATIC WATER COLUMN: 24.32 FEET**		

DEPTH (ft)	Lithology	Subsurface Soil Description	WL	Monitoring Well Details	DEPTH (ft)
0 – 14		ROCK AND ORANGE, CLAYEY SILTY SAND ORANGE/BROWN CLAYEY SILTY SAND WITH ROCK TAN/GREY SILTY FINE SAND, MICACEOUS	▼ 14.28'	LOCKING WELL CAP; FLUSH-MOUNT MANHOLE PROTECTIVE COVER W/ POURED CONCRETE PAD; 2.0'; PORTLAND CEMENT; BENTONITE SEAL; 11.0'; RISER TYPE: PVC SIZE: 2" ID	0 – 14
16 – 40		NOT CHARACTERIZED		27.0'; SAND PACK; SCREEN TYPE: PVC SIZE: 2" ID (25 FEET)	16 – 40
40		BORING TERMINATED @ 40.0', NO ROCK		BORING TERMINATED @ 40.0'	40
42 – 80					42 – 80

MONITORING WELL - 8
SOIL BORING / WELL CONSTRUCTION DETAIL

Peachtree Environmental

MONITORING WELL: MW-9		PAGE 9 OF 28	
FACILITY: WOODALL CREEK	**DATE STARTED:** 3/18/09	**DATE COMPLETED:** 3/19/09	
LOCATION: ATLANTA, GEORGIA	**SURFACE:** SOIL	**LOGGED BY:** AWP	
INSTALLATION METHOD: 4-1/4" ID HOLLOW-STEM AUGER	**ELEVATION AT TOP OF CASING (TOC): 35.5 FEET**		
DRILLER: KILLMAN BROTHERS, INC.	**DEPTH TO WATER (TOC): 15.0 FEET**		
DRILL RIG TYPE: CME 75	**STATIC WATER COLUMN: 19.2 FEET**		

DEPTH (ft)	Lithology	Subsurface Soil Description	WL	Monitoring Well Details	DEPTH (ft)
0 – 2		BROWN/TAN SILTY FINE SAND, SLIGHTLY CLAYEY WITH GRAVEL		LOCKING WELL CAP; FLUSH-MOUNT MANHOLE PROTECTIVE COVER W/ POURED CONCRETE PAD; 2.0'; PORTLAND CEMENT	0 – 2
2 – 6		ORANGE/BROWN SILTY FINE SAND WITH CLAY		BENTONITE SEAL; 13.0'; RISER TYPE: PVC SIZE: 2" ID	2 – 6
6 – 14		TAN/BROWN SILTY FINE SAND WITH CLAY	▼ 15.0'		6 – 14
14 – 36		NOT CHARACTERIZED		20.5'; SAND PACK; SCREEN TYPE: PVC SIZE: 2" ID (20 FEET)	14 – 36
36		BORING TERMINATED @ 35.5', @ ROCK		BORING TERMINATED @ 35.5'	36
36 – 80					36 – 80

MONITORING WELL - 9
SOIL BORING / WELL CONSTRUCTION DETAIL

Peachtree Environmental

MONITORING WELL: MW-10		PAGE 10 OF 28	
FACILITY: WOODALL CREEK	**DATE STARTED:** 3/18/09	**DATE COMPLETED:** 3/19/09	
LOCATION: ATLANTA, GEORGIA	**SURFACE:** SOIL	**LOGGED BY:** AWP	
INSTALLATION METHOD: 4-1/4" ID HOLLOW-STEM AUGER	**ELEVATION AT TOP OF CASING (TOC): 35.5 FEET**		
DRILLER: KILLMAN BROTHERS, INC.	**DEPTH TO WATER (TOC): 14.5 FEET**		
DRILL RIG TYPE: CME 75	**STATIC WATER COLUMN: 19.45 FEET**		

DEPTH (ft)	Lithology	Subsurface Soil Description	WL	Monitoring Well Details	DEPTH (ft)
0–2		ORANGE/TAN BROWN SILTY FINE SAND, SLIGHTLY CLAYEY WITH GRAVEL		LOCKING WELL CAP; FLUSH-MOUNT MANHOLE PROTECTIVE COVER W/ POURED CONCRETE PAD; 2.0'; PORTLAND CEMENT	0–2
2–14		TAN/BROWN SILTY FINE SAND, SLIGHTLY CLAYEY WITH GRAVEL	▼ 14.5'	BENTONITE SEAL; 13.0'; RISER TYPE: PVC SIZE: 2" ID	2–14
14–36		NOT CHARACTERIZED @ 25.0' - WEATHERED ROCK		20.5'; SAND PACK; SCREEN TYPE: PVC SIZE: 2" ID (20 FEET)	14–36
36		BORING TERMINATED @ 35.5', @ ROCK		BORING TERMINATED @ 35.5'	36
36–80					36–80

MONITORING WELL - 10
SOIL BORING / WELL CONSTRUCTION DETAIL

Peachtree Environmental

MONITORING WELL: MW-11		PAGE 11 OF 28	
FACILITY: WOODALL CREEK	**DATE STARTED:** 7/30/09	**DATE COMPLETED:** 7/30/09	
LOCATION: ATLANTA, GEORGIA	**SURFACE:** SOIL	**LOGGED BY:** MW	
INSTALLATION METHOD: 4-1/4" ID HOLLOW-STEM AUGER	**ELEVATION AT TOP OF CASING (TOC): 847.92 FEET**		
DRILLER: EMSERVICES	**DEPTH TO WATER (TOC): 9.78 FEET**		
DRILL RIG TYPE: GEOPROBE 6610	**STATIC WATER COLUMN: 29.22 FEET**		

DEPTH (ft)	Lithology	Subsurface Soil Description	WL	Monitoring Well Details	DEPTH (ft)
0 – 2		ORANGE/RED SILTY CLAY WITH TRACE SAND		LOCKING WELL CAP; FLUSH-MOUNT MANHOLE PROTECTIVE COVER W/ POURED CONCRETE PAD; 2.0'; PORTLAND CEMENT	0 – 2
2 – 10		BROWN SILTY FINE SAND, SLIGHTLY CLAYEY	▼ 9.78'	10.0'; BENTONITE SEAL; RISER TYPE: PVC SIZE: 2" ID	2 – 10
10 – 40		NOT CHARACTERIZED		27.0'; SAND PACK; SCREEN TYPE: PVC SIZE: 2" ID (25 FEET)	10 – 40
40		BORING TERMINATED @ 40.0'		BORING TERMINATED @ 40.0' WELL SET AT 39.0'	40
40 – 80					40 – 80

MONITORING WELL - 11
SOIL BORING / WELL CONSTRUCTION DETAIL

Peachtree Environmental

MONITORING WELL: MW-12		PAGE 12 OF 28	
FACILITY: WOODALL CREEK	**DATE STARTED:** 7/29/09	**DATE COMPLETED:** 7/29/09	
LOCATION: ATLANTA, GEORGIA	**SURFACE:** SOIL	**LOGGED BY:** MW	
INSTALLATION METHOD: 4-1/4" ID HOLLOW-STEM AUGER	**ELEVATION AT TOP OF CASING (TOC): 38.0 FEET**		
DRILLER: EMSERVICES	**DEPTH TO WATER (TOC): 15.1 FEET**		
DRILL RIG TYPE: GEOPROBE 6610	**STATIC WATER COLUMN: 22.90 FEET**		

DEPTH (ft)	Lithology	Subsurface Soil Description	WL	Monitoring Well Details	DEPTH (ft)
0 – 10		RED BROWN SILTY FINE SAND; GREY RED CLAYEY SAND; RED TAN CLAYEY SAND	▼ 14.5'	LOCKING WELL CAP; FLUSH-MOUNT MANHOLE PROTECTIVE COVER W/ POURED CONCRETE PAD; 2.0'; PORTLAND CEMENT; BENTONITE SEAL; 9.0'; RISER TYPE: PVC SIZE: 2" ID; 27'; SAND PACK; SCREEN TYPE: PVC SIZE: 2" ID (25 FEET); WELL SET @ 38'	0 – 10
10 – 40		NOT CHARACTERIZED			10 – 40
40 – 80		BORING TERMINATED @ 40.0'			40 – 80

MONITORING WELL - 12
SOIL BORING / WELL CONSTRUCTION DETAIL

Peachtree Environmental

MONITORING WELL: MW-13		PAGE 13 OF 28	
FACILITY: WOODALL CREEK	**DATE STARTED:** 7/29/09	**DATE COMPLETED:** 7/29/09	
LOCATION: ATLANTA, GEORGIA	**SURFACE:** SOIL	**LOGGED BY:** MW	
INSTALLATION METHOD: 4-1/4" ID HOLLOW-STEM AUGER	**ELEVATION AT TOP OF CASING (TOC): 11.0 FEET**		
DRILLER: EMSERVICES	**DEPTH TO WATER (TOC): 8.0 FEET**		
DRILL RIG TYPE: GEOPROBE 6610	**STATIC WATER COLUMN: 3.0 FEET**		

DEPTH (ft)	Lithology	Subsurface Soil Description	WL	Monitoring Well Details	DEPTH (ft)
0 – 2		BROWN SILTY FINE SAND		LOCKING WELL CAP; FLUSH-MOUNT MANHOLE PROTECTIVE COVER W/ POURED CONCRETE PAD; 2.0'; PORTLAND CEMENT	0 – 2
2 – 4		GREEN TAN SILTY FINE SAND		3.0'; BENTONITE SEAL; RISER TYPE: PVC SIZE: 2" ID	2 – 4
4 – 8		BROWN TAN SILTY FINE SAND	▼ 8.0'	6'; SAND PACK; SCREEN TYPE: PVC SIZE: 2" ID (5 FEET)	4 – 8
8 – 10					8 – 10
10 – 12		AUGER REFUSAL ROCK BORING TERMINATED @ 11.0'		WELL SET @ 11'	10 – 12
12 – 80					12 – 80

MONITORING WELL - 13
SOIL BORING / WELL CONSTRUCTION DETAIL

Peachtree Environmental

MONITORING WELL: MW-14		PAGE 14 OF 28	
FACILITY: WOODALL CREEK	**DATE STARTED:** 7/29/09	**DATE COMPLETED:** 3/24/10	
LOCATION: ATLANTA, GEORGIA	**SURFACE:** SOIL	**LOGGED BY:** AWP	
INSTALLATION METHOD: 4-1/4" ID HOLLOW-STEM AUGER	**ELEVATION AT TOP OF CASING (TOC): 50.0 FEET**		
DRILLER: EMSERVICES	**DEPTH TO WATER (TOC): 23.97 FEET**		
DRILL RIG TYPE: GEOPROBE 6610	**STATIC WATER COLUMN: 26.03 FEET**		

DEPTH (ft)	Lithology	Subsurface Soil Description	WL	Monitoring Well Details	DEPTH (ft)
0 – 4		ORANGE SLIGHTLY CLAYEY SILTY FINE SAND		LOCKING WELL CAP; FLUSH-MOUNT MANHOLE PROTECTIVE COVER W/ POURED CONCRETE PAD; PORTLAND CEMENT	0 – 4
4 – 6		GREY SILTY SAND			4 – 6
6 – 14		ORANGE GREY SLIGHTLY CLAYEY SILTY SAND; ORANGE BROWN SLIGHTLY CLAYEY SILTY SAND		14.5'; RISER TYPE: PVC SIZE: 2" ID	6 – 14
14 – 16				3.0'; BENTONITE SEAL	14 – 16
16 – 40		NOT CHARACTERIZED	▼ 23.97'	SAND PACK; 27'; SCREEN TYPE: PVC SIZE: 2" ID (25 FEET)	16 – 40
40 – 50		WEATHERED ROCK @ 40.0 '		WELL SET @ 50'	40 – 50
50 – 80		BORING TERMINATED @ 50.0'			50 – 80

MONITORING WELL - 14
SOIL BORING / WELL CONSTRUCTION DETAIL

Peachtree Environmental

MONITORING WELL: MW-15		PAGE 15 OF 28	
FACILITY: WOODALL CREEK	**DATE STARTED:** 3/24/10	**DATE COMPLETED:** 3/24/10	
LOCATION: ATLANTA, GEORGIA	**SURFACE:** SOIL	**LOGGED BY:** AWP	
INSTALLATION METHOD: 4-1/4" ID HOLLOW-STEM AUGER	**ELEVATION AT TOP OF CASING (TOC): 50.0 FEET**		
DRILLER: Geolabs	**DEPTH TO WATER (TOC): 23.97 FEET**		
DRILL RIG TYPE: CME-55	**STATIC WATER COLUMN: 26.03 FEET**		

DEPTH (ft)	Lithology	Subsurface Soil Description	WL	Monitoring Well Details	DEPTH (ft)
0 – 4		ORANGE SLIGHTLY CLAYEY SILTY FINE SAND		LOCKING WELL CAP; FLUSH-MOUNT MANHOLE PROTECTIVE COVER W/ POURED CONCRETE PAD; PORTLAND CEMENT	0 – 4
4 – 16		ORANGE CLAYEY SILTY SAND		14.5'; RISER TYPE: PVC SIZE: 2" ID	4 – 16
16 – 18		GREY SILTY SAND WEATHERED ROCK		3.0'; BENTONITE SEAL	16 – 18
18 – 50		NOT CHARACTERIZED	▼ 23.97'	SAND PACK; SCREEN TYPE: PVC SIZE: 2" ID (30 FEET); 32'; WELL SET @ 50'	18 – 50
50 – 80		BORING TERMINATED @ 50.0'			50 – 80

MONITORING WELL - 15
SOIL BORING / WELL CONSTRUCTION DETAIL

Peachtree Environmental

MONITORING WELL: MW-16		PAGE 16 OF 28	
FACILITY: WOODALL CREEK	**DATE STARTED:** 3/23/10	**DATE COMPLETED:** 3/24/10	
LOCATION: ATLANTA, GEORGIA	**SURFACE:** SOIL	**LOGGED BY:** AWP	
INSTALLATION METHOD: 4-1/4" ID HOLLOW-STEM AUGER	**ELEVATION AT TOP OF CASING (TOC): 50.0 FEET**		
DRILLER: Geolabs	**DEPTH TO WATER (TOC): 17.51 FEET**		
DRILL RIG TYPE: CME-55	**STATIC WATER COLUMN: 32.49 FEET**		

DEPTH (ft)	Lithology	Subsurface Soil Description	WL	Monitoring Well Details	DEPTH (ft)
0				LOCKING WELL CAP; FLUSH-MOUNT MANHOLE PROTECTIVE COVER W/ POURED CONCRETE PAD	0
2		SURFACE ASPHALT AND SIX INCHES OF STONE			2
4		BROWN SLIGHTLY CLAYEY SILTY FINE SAND		PORTLAND CEMENT	4
6					6
8				15.0'	8
10				RISER TYPE: PVC SIZE: 2" ID	10
12		ORANGE SILTY SAND			12
14					14
16				BENTONITE SEAL	16
18				3.0'	18
20					20
22		BROWN VERY MICACOUS SILTY SAND			22
24		BROWN GREEN PARTIALLY WEATHERED ROCK	▼ 23.97'	SAND PACK	24
26					26
28					28
30				SCREEN TYPE: PVC SIZE: 2" ID (30 FEET)	30
32				32'	32
34					34
36					36
38					38
40		NOT CHARACTERIZED			40
42		40-50 FEET WAS WEATHERED ROCK			42
44					44
46					46
48					48
50				WELL SET @ 50'	50
52		BORING TERMINATED @ 50.0'			52
54					54
56					56
58					58
60					60
62					62
64					64
66					66
68					68
70					70
72					72
74					74
76					76
78					78
80					80

MONITORING WELL - 16
SOIL BORING / WELL CONSTRUCTION DETAIL

Peachtree Environmental

MONITORING WELL: MW-17		PAGE 17 OF 28	
FACILITY: WOODALL CREEK	**DATE STARTED:** 3/23/10	**DATE COMPLETED:** 3/24/10	
LOCATION: ATLANTA, GEORGIA	**SURFACE:** SOIL	**LOGGED BY:** AWP	
INSTALLATION METHOD: 4-1/4" ID HOLLOW-STEM AUGER	**ELEVATION AT TOP OF CASING (TOC): 50.0 FEET**		
DRILLER: Geolabs	**DEPTH TO WATER (TOC): 17.51 FEET**		
DRILL RIG TYPE: CME-55	**STATIC WATER COLUMN: 32.49 FEET**		

DEPTH (ft)	Lithology	Subsurface Soil Description	WL	Monitoring Well Details	DEPTH (ft)
0				LOCKING WELL CAP; FLUSH-MOUNT MANHOLE PROTECTIVE COVER W/ POURED CONCRETE PAD	0
2		SURFACE ASPHALT AND SIX INCHES OF STONE			2
4		BROWN SLIGHTLY CLAYEY SILTY FINE SAND		PORTLAND CEMENT	4
6					6
8				15.0'	8
10				RISER TYPE: PVC SIZE: 2" ID	10
12		ORANGE SILTY SAND			12
14					14
16				BENTONITE SEAL	16
18				3.0'	18
20					20
22		BROWN VERY MICACOUS SILTY SAND			22
24		BROWN GREEN PARTIALLY WEATHERED ROCK	▼ 23.97'	SAND PACK	24
26					26
28					28
30				SCREEN TYPE: PVC SIZE: 2" ID (30 FEET)	30
32				32'	32
34					34
36					36
38		NOT CHARACTERIZED			38
40					40
42		40-50 FEET WAS WEATHERED ROCK			42
44					44
46					46
48					48
50				WELL SET @ 50'	50
52		BORING TERMINATED @ 50.0'			52
54					54
56					56
58					58
60					60
62					62
64					64
66					66
68					68
70					70
72					72
74					74
76					76
78					78
80					80

MONITORING WELL - 17
SOIL BORING / WELL CONSTRUCTION DETAIL

Peachtree Environmental

MONITORING WELL: MW-18		PAGE 18 OF 28	
FACILITY: WOODALL CREEK	**DATE STARTED:** 3/25/10	**DATE COMPLETED:** 3/26/10	
LOCATION: ATLANTA, GEORGIA	**SURFACE:** SOIL	**LOGGED BY:** AWP	
INSTALLATION METHOD: 4-1/4" ID HOLLOW-STEM AUGER	**ELEVATION AT TOP OF CASING (TOC): 846.48 FEET**		
DRILLER: GEOLAB PROBING SERVICES	**DEPTH TO WATER (TOC): 9.03 FEET**		
DRILL RIG TYPE: CME-55	**STATIC WATER COLUMN: 30.97 FEET**		

DEPTH (ft)	Lithology	Subsurface Soil Description	WL	Monitoring Well Details	DEPTH (ft)
0 – 4		SURFACE ASPHALT AND SIX INCHES OF STONE ORANGE TAN SLIGHTLY CLAYEY SILTY FINE SAND		LOCKING WELL CAP; FLUSH-MOUNT MANHOLE PROTECTIVE COVER W/ POURED CONCRETE PAD; 4.0'; PORTLAND CEMENT; RISER TYPE: PVC SIZE: 2" ID	0 – 4
4 – 14		TAN SLIGHTLY CLAYEY SILTY SAND	▼ 9.03'	3.0'; BENTONITE SEAL	4 – 14
14 – 40		NOT CHARACTERIZED		32'; SAND PACK; SCREEN TYPE: PVC SIZE: 2" ID (30 FEET)	14 – 40
40		BORING TERMINATED @ 40.0'		WELL SET @ 40'	40
42 – 80					42 – 80

MONITORING WELL - 18
SOIL BORING / WELL CONSTRUCTION DETAIL

Peachtree Environmental

MONITORING WELL: MW-19		PAGE 19 OF 28	
FACILITY: WOODALL CREEK	**DATE STARTED:** 3/25/10	**DATE COMPLETED:** 3/26/10	
LOCATION: ATLANTA, GEORGIA	**SURFACE:** SOIL	**LOGGED BY:** AWP	
INSTALLATION METHOD: 4-1/4" ID HOLLOW-STEM AUGER	**ELEVATION AT TOP OF CASING (TOC): 841.86 FEET**		
DRILLER: GEOLAB PROBING SERVICES	**DEPTH TO WATER (TOC): 11.85 FEET**		
DRILL RIG TYPE: CME-55	**STATIC WATER COLUMN: 24.65 FEET**		

DEPTH (ft)	Lithology	Subsurface Soil Description	WL	Monitoring Well Details	DEPTH (ft)
0 – 4		SURFACE ASPHALT AND SIX INCHES OF STONE ORANGE MICACEOUS SILTY SAND		LOCKING WELL CAP; FLUSH-MOUNT MANHOLE PROTECTIVE COVER W/ POURED CONCRETE PAD; 4.0'; PORTLAND CEMENT; RISER TYPE: PVC SIZE: 2" ID	0 – 4
4 – 10		ORANGE BROWN SLIGHTLY CLAYEY SILTY SAND	▼ 11.85'	3.0'; BENTONITE SEAL	4 – 10
10 – 36		NOT CHARACTERIZED		27'; SAND PACK; SCREEN TYPE: PVC SIZE: 2" ID (25 FEET)	10 – 36
36 – 80		BORING TERMINATED @ 36.5 ROCK ENCOUNTERED0'		WELL SET @ 36.5'	36 – 80

MONITORING WELL - 19
SOIL BORING / WELL CONSTRUCTION DETAIL

Peachtree Environmental

MONITORING WELL: MW-20		PAGE 20 OF 28	
FACILITY: SOUTHERN METAL FINISHING	**DATE STARTED:** 10/26/10	**DATE COMPLETED:** 6/10/10	
LOCATION: ATLANTA, GEORGIA	**SURFACE:** GRASS	**LOGGED BY:** AWP	
INSTALLATION METHOD: 4-1/4" ID HOLLOW-STEM AUGER	**ELEVATION AT TOP OF CASING (TOC):** 848.27 FEET		
DRILLER: GEOLAB PROBING SERVICES	**DEPTH TO WATER (TOC):** 10.09 FEET		
DRILL RIG TYPE: CME 75	**STATIC WATER COLUMN:** 29.91 FEET		

DEPTH (ft)	Lithology	Subsurface Soil Description	WL	Monitoring Well Details	DEPTH (ft)
0–6		BROWN SILTY FINE SAND, SLIGHT CLAY		LOCKING WELL CAP; FLUSH-MOUNT MANHOLE PROTECTIVE COVER W/ POURED CONCRETE PAD; 6.0'; PORTLAND CEMENT; 2.0'; BENTONITE SEAL	0–6
6–28		BROWN SILTY CLAYEY SAND	▼ 10.09'	32.0'; RISER TYPE: PVC SIZE: 2" ID	6–28
28–40		PARTIALLY WEATHERED ROCK @ 28.0'		SAND PACK; SCREEN TYPE: PVC SIZE: 2" ID (30 FEET)	28–40
40		BORING TERMINATED @ 40.0'		BORING TERMINATED @ 40.0'	40
42–80					42–80

MONITORING WELL - 20
SOIL BORING / WELL CONSTRUCTION DETAIL

Peachtree Environmental

MONITORING WELL: MW-21		PAGE 21 OF 28	
FACILITY: WOODALL CREEK	**DATE STARTED:** 6/10/10	**DATE COMPLETED:** 6/10/10	
LOCATION: ATLANTA, GEORGIA	**SURFACE:** ASPHALT	**LOGGED BY:** AWP	
INSTALLATION METHOD: 4-1/4" ID HOLLOW-STEM AUGER	**ELEVATION AT TOP OF CASING (TOC): 848.27 FEET**		
DRILLER: GEOLAB PROBING SERVICES	**DEPTH TO WATER (TOC): 6.30 FEET**		
DRILL RIG TYPE: CME 75	**STATIC WATER COLUMN: 32.2 FEET**		

DEPTH (ft)	Lithology	Subsurface Soil Description	WL	Monitoring Well Details	DEPTH (ft)
0		UPPER 6" GRAVEL		LOCKING WELL CAP; FLUSH-MOUNT MANHOLE PROTECTIVE COVER W/ POURED CONCRETE PAD	0
2		NOT CHARACTERIZED		5.0'; PORTLAND CEMENT	2
4					4
6		ORANGE BROWN SILTY FINE SAND		2.0'; BENTONITE SEAL	6
8					8
10			10.09'		10
12				RISER TYPE: PVC SIZE: 2" ID	12
14					14
16					16
18					18
20					20
22		NOT CHARACTERIZED		31.5'	22
24					24
26					26
28					28
30					30
32				SAND PACK	32
34				SCREEN TYPE: PVC SIZE: 2" ID (30 FEET)	34
36					36
38		WELL SET @ 38.5'			38
40		BORING TERMINATED, ROCK @ 39.0', AUGER REFUSAL		BORING TERMINATED, ROCK @ 39.0', AUGER REFUSAL	40
42					42
44					44
46					46
48					48
50					50
52					52
54					54
56					56
58					58
60					60
62					62
64					64
66					66
68					68
70					70
72					72
74					74
76					76
78					78
80					80

MONITORING WELL - 21
SOIL BORING / WELL CONSTRUCTION DETAIL

Peachtree Environmental

MONITORING WELL: MW-22		PAGE 22 OF 28	
FACILITY: WOODALL CREEK	**DATE STARTED:** 6/10/10	**DATE COMPLETED:** 6/10/10	
LOCATION: ATLANTA, GEORGIA	**SURFACE:** ASPHALT	**LOGGED BY:** AWP	
INSTALLATION METHOD: 4-1/4" ID HOLLOW-STEM AUGER	**ELEVATION AT TOP OF CASING (TOC): 866.76 FEET**		
DRILLER: GEOLAB PROBING SERVICES	**DEPTH TO WATER (TOC): 11.65 FEET**		
DRILL RIG TYPE: CME 75	**STATIC WATER COLUMN: 38.35 FEET**		

DEPTH (ft)	Lithology	Subsurface Soil Description	WL	Monitoring Well Details	DEPTH (ft)
0		GRAVEL IN TOP 6"		LOCKING WELL CAP; FLUSH-MOUNT MANHOLE PROTECTIVE COVER W/ POURED CONCRETE PAD	0
2		ROCK @ 2'			2
4				11.0'	4
6		ORANGE BROWN SILTY SAND, SLIGHTLY CLAYEY		PORTLAND CEMENT	6
8					8
10					10
12			▼ 11.65'	2.0' BENTONITE SEAL	12
14					14
16				RISER TYPE: PVC SIZE: 2" ID	16
18					18
20					20
22					22
24					24
26					26
28		NOT CHARACTERIZED			28
30				37.0'	30
32				SAND PACK	32
34					34
36				SCREEN TYPE: PVC SIZE: 2" ID (30 FEET)	36
38					38
40					40
42					42
44					44
46					46
48					48
50		BORING TERMINATED @ 50.0'		BORING TERMINATED @ 50.0'	50
52					52
54					54
56					56
58					58
60					60
62					62
64					64
66					66
68					68
70					70
72					72
74					74
76					76
78					78
80					80

MONITORING WELL - 22
SOIL BORING / WELL CONSTRUCTION DETAIL

Peachtree Environmental

MONITORING WELL: MW-23		PAGE 23 OF 28	
FACILITY: WOODALL CREEK	**DATE STARTED:** 6/10/10	**DATE COMPLETED:** 6/10/10	
LOCATION: ATLANTA, GEORGIA	**SURFACE:** ASPHALT	**LOGGED BY:** AWP	
INSTALLATION METHOD: 4-1/4" ID HOLLOW-STEM AUGER	**ELEVATION AT TOP OF CASING (TOC): 866.71 FEET**		
DRILLER: GEOLAB PROBING SERVICES	**DEPTH TO WATER (TOC): 10.27 FEET**		
DRILL RIG TYPE: CME 75	**STATIC WATER COLUMN: 38.73 FEET**		

DEPTH (ft)	Lithology	Subsurface Soil Description	WL	Monitoring Well Details	DEPTH (ft)
0 – 14		ORANGE BROWN SILTY SAND; ORANGE SILTY SAND; ORANGE CLAYEY SILTY SAND	▼ 10.27'	LOCKING WELL CAP; FLUSH-MOUNT MANHOLE PROTECTIVE COVER W/ POURED CONCRETE PAD; 11.0'; PORTLAND CEMENT; 2.0'; BENTONITE SEAL; RISER TYPE: PVC SIZE: 2" ID; SAND PACK; 36.0'; SCREEN TYPE: PVC SIZE: 2" ID (30 FEET)	0 – 14
16 – 48		NOT CHARACTERIZED			16 – 48
50		ROCK REFUSAL, BORING TERMINATED @ 49.0'		ROCK REFUSAL, BORING TERMINATED @ 49.0'	50
52 – 80					52 – 80

MONITORING WELL - 23
SOIL BORING / WELL CONSTRUCTION DETAIL

Peachtree Environmental

MONITORING WELL: MW-24		PAGE 24 OF 28	
FACILITY: WOODALL CREEK	**DATE STARTED:** 6/10/10	**DATE COMPLETED:** 6/10/10	
LOCATION: ATLANTA, GEORGIA	**SURFACE:** GRASS	**LOGGED BY:** AWP	
INSTALLATION METHOD: 4-1/4" ID HOLLOW-STEM AUGER	**ELEVATION AT TOP OF CASING (TOC): 865.29 FEET**		
DRILLER: GEOLAB PROBING SERVICES	**DEPTH TO WATER (TOC): 15.67 FEET**		
DRILL RIG TYPE: CME 75	**STATIC WATER COLUMN: 34.33 FEET**		

DEPTH (ft)	Lithology	Subsurface Soil Description	WL	Monitoring Well Details	DEPTH (ft)
0 – 2		BROWN TAN SILTY FINE SAND		LOCKING WELL CAP; FLUSH-MOUNT MANHOLE PROTECTIVE COVER W/ POURED CONCRETE PAD	0 – 2
2 – 4		BROWN SILTY FINE SAND CLAYEY			2 – 4
4 – 6		BROWN SILTY FINE SAND CLAYEY		PORTLAND CEMENT	4 – 6
6 – 8		BROWN SILTY FINE SAND CLAYEY		15.5'	6 – 8
8 – 10		BROWN SILTY FINE SAND CLAYEY			8 – 10
10 – 12		GREY SANDY CLAY			10 – 12
12 – 14					12 – 14
14 – 16			▼ 15.67'	BENTONITE SEAL; 2.0'	14 – 16
16 – 18					16 – 18
18 – 20				RISER TYPE: PVC SIZE: 2" ID	18 – 20
20 – 22					20 – 22
22 – 24					22 – 24
24 – 26					24 – 26
26 – 28					26 – 28
28 – 30		NOT CHARACTERIZED		32.5'	28 – 30
30 – 32				SAND PACK	30 – 32
32 – 34					32 – 34
34 – 36				SCREEN TYPE: PVC SIZE: 2" ID (30 FEET)	34 – 36
36 – 38					36 – 38
38 – 40					38 – 40
40 – 42					40 – 42
42 – 44					42 – 44
44 – 46					44 – 46
46 – 48					46 – 48
48 – 50					48 – 50
50 – 52		BORING TERMINATED @ 50.0'		BORING TERMINATED @ 50.0'	50 – 52
52 – 54					52 – 54
54 – 56					54 – 56
56 – 58					56 – 58
58 – 60					58 – 60
60 – 62					60 – 62
62 – 64					62 – 64
64 – 66					64 – 66
66 – 68					66 – 68
68 – 70					68 – 70
70 – 72					70 – 72
72 – 74					72 – 74
74 – 76					74 – 76
76 – 78					76 – 78
78 – 80					78 – 80

MONITORING WELL - 24
SOIL BORING / WELL CONSTRUCTION DETAIL

Peachtree Environmental

MONITORING WELL: MW-25		PAGE 25 OF 28	
FACILITY: WOODALL CREEK	**DATE STARTED:** 10/27/10	**DATE COMPLETED:** 10/27/10	
LOCATION: ATLANTA, GEORGIA	**SURFACE:** CRUSHED STONE	**LOGGED BY:** AWP	
INSTALLATION METHOD: 4-1/4" ID HOLLOW-STEM AUGER	**ELEVATION AT TOP OF CASING (TOC): 895.58 FEET**		
DRILLER: GEOLAB PROBING SERVICES	**DEPTH TO WATER (TOC): 40.41 FEET**		
DRILL RIG TYPE: CME 75	**STATIC WATER COLUMN: 9.59 FEET**		

DEPTH (ft)	Lithology	Subsurface Soil Description	WL	Monitoring Well Details	DEPTH (ft)
0		UPPER 6" CRUSHED STONE		LOCKING WELL CAP; FLUSH-MOUNT MANHOLE PROTECTIVE COVER W/ POURED CONCRETE PAD	0
2–4		RED SILTY CLAYEY SAND			2–4
6–8		ORANGE RED SILTY CLAYEY SAND		15.5'; PORTLAND CEMENT	6–8
10–12		ORANGE SILTY CLAYEY SAND (BOTTOM 2" BLACK/GREY ROCKS)			10–12
14–16		RED ORANGE SILTY SAND		2.0'; BENTONITE SEAL	14–16
18–20				RISER TYPE: PVC SIZE: 2" ID	18–20
22–30		NOT CHARACTERIZED		32.5'; SAND PACK	22–30
32–36				SCREEN TYPE: PVC SIZE: 2" ID (30 FEET)	32–36
38–40			40.10'		38–40
42–50					42–50
50		BORING TERMINATED @ 50.0'		BORING TERMINATED @ 50.0'	50
52–80					52–80

MONITORING WELL - 25
SOIL BORING / WELL CONSTRUCTION DETAIL

Peachtree Environmental

MONITORING WELL: MW-26		PAGE 26 OF 28	
FACILITY: WOODALL CREEK	**DATE STARTED:** 10/27/10	**DATE COMPLETED:** 10/27/10	
LOCATION: ATLANTA, GEORGIA	**SURFACE:** GRAVEL	**LOGGED BY:** AWP	
INSTALLATION METHOD: 4-1/4" ID HOLLOW-STEM AUGER	**ELEVATION AT TOP OF CASING (TOC): 897.11 FEET**		
DRILLER: GEOLAB PROBING SERVICES	**DEPTH TO WATER (TOC): 37.90 FEET**		
DRILL RIG TYPE: CME 75	**STATIC WATER COLUMN: 12.10 FEET**		

DEPTH (ft)	Lithology	Subsurface Soil Description	WL	Monitoring Well Details	DEPTH (ft)
0		UPPER 6" CRUSHED STONE		LOCKING WELL CAP; FLUSH-MOUNT MANHOLE PROTECTIVE COVER W/ POURED CONCRETE PAD	0
2–4		TAN SILTY FINE SAND			2–4
6–8		TAN SILTY FINE SAND		16.0'; PORTLAND CEMENT	6–8
10–14		TAN SILTY FINE SAND			10–14
16				2.0'; BENTONITE SEAL	16
18–20				RISER TYPE: PVC SIZE: 2" ID	18–20
22–30		NOT CHARACTERIZED		32.0'; SAND PACK	22–30
32–36				SCREEN TYPE: PVC SIZE: 2" ID (30 FEET)	32–36
38			▼ 37.90'		38
40–50					40–50
50		BORING TERMINATED @ 50.0'		BORING TERMINATED @ 50.0'	50
52–80					52–80

MONITORING WELL - 26
SOIL BORING / WELL CONSTRUCTION DETAIL

Peachtree Environmental

MONITORING WELL: MW-27		PAGE 26 OF 28	
FACILITY: WOODALL CREEK	**DATE STARTED:** 10/27/10	**DATE COMPLETED:** 10/27/10	
LOCATION: ATLANTA, GEORGIA	**SURFACE:** CONCRETE	**LOGGED BY:** AWP	
INSTALLATION METHOD: 4-1/4" ID HOLLOW-STEM AUGER	**ELEVATION AT TOP OF CASING (TOC): 901.30 FEET**		
DRILLER: GEOLAB PROBING SERVICES	**DEPTH TO WATER (TOC): 41.5 FEET**		
DRILL RIG TYPE: CME 75	**STATIC WATER COLUMN: 13.5 FEET**		

DEPTH (ft)	Lithology	Subsurface Soil Description	WL	Monitoring Well Details	DEPTH (ft)
0		UPPER 4" CONCRETE		LOCKING WELL CAP; FLUSH-MOUNT MANHOLE PROTECTIVE COVER W/ POURED CONCRETE PAD	0
2 – 4		TAN SILTY FINE SAND			2 – 4
6 – 8		TAN RED SILTY FINE SAND			6 – 8
10 – 12 – 14		ORANGE SILTY FINE SAND		21.0'; PORTLAND CEMENT	10 – 12 – 14
16 – 18 – 20				2.0'; BENTONITE SEAL	16 – 18 – 20
22 – 24 – 26 – 28 – 30 – 32 – 34 – 36 – 38		NOT CHARACTERIZED		RISER TYPE: PVC SIZE: 2" ID; SAND PACK; SCREEN TYPE: PVC SIZE: 2" ID (30 FEET); 32.0'	22 – 24 – 26 – 28 – 30 – 32 – 34 – 36 – 38
40 – 42 – 44 – 46 – 48 – 50 – 52 – 54			41.50'		40 – 42 – 44 – 46 – 48 – 50 – 52 – 54
56 – 58 – 60 – 62 – 64 – 66 – 68 – 70 – 72 – 74 – 76 – 78 – 80		BORING TERMINATED @ 55.0'		BORING TERMINATED @ 55.0'	56 – 58 – 60 – 62 – 64 – 66 – 68 – 70 – 72 – 74 – 76 – 78 – 80

MONITORING WELL - 27
SOIL BORING / WELL CONSTRUCTION DETAIL

Peachtree Environmental

MONITORING WELL: MW-28		PAGE 28 OF 28	
FACILITY: WOODALL CREEK	**DATE STARTED:** 10/27/10	**DATE COMPLETED:** 10/27/10	
LOCATION: ATLANTA, GEORGIA	**SURFACE:** ASPHALT	**LOGGED BY:** AWP	
INSTALLATION METHOD: 4-1/4" ID HOLLOW-STEM AUGER	**ELEVATION AT TOP OF CASING (TOC): 896.25 FEET**		
DRILLER: GEOLAB PROBING SERVICES	**DEPTH TO WATER (TOC): 38.19 FEET**		
DRILL RIG TYPE: CME 75	**STATIC WATER COLUMN: 11.81 FEET**		

DEPTH (ft)	Lithology	Subsurface Soil Description	WL	Monitoring Well Details	DEPTH (ft)
0 – 4		ORANGE CLAYEY SILTY SAND, MICACEOUS		LOCKING WELL CAP; FLUSH-MOUNT MANHOLE PROTECTIVE COVER W/ POURED CONCRETE PAD	0 – 4
4 – 10		ORANGE BROWN SILTY FINE SAND		16.0'; PORTLAND CEMENT	4 – 10
10 – 14		ORANGE TAN SILTY FINE SAND		2.0'; BENTONITE SEAL	10 – 14
14 – 50		NOT CHARACTERIZED	▼ 38.91'	RISER TYPE: PVC SIZE: 2" ID; 32.0'; SAND PACK; SCREEN TYPE: PVC SIZE: 2" ID (30 FEET)	14 – 50
50		BORING TERMINATED @ 50.0'		BORING TERMINATED @ 50.0'	50
52 – 80					52 – 80

MONITORING WELL - 28
SOIL BORING / WELL CONSTRUCTION DETAIL

Peachtree Environmental

APPENDIX B

FIELD WATER QUALITY SAMPLING FORMS

Monitoring Well Purging & Sampling Information

Peachtree Project: Woodall Creek | Project No.: 2665 | Date: 2/28/11

Well Information

Well Identification No: SMFMW-18 | Location: Atlanta, Fulton County, Georgia

Well Diameter: 2-inch | Well Construction: Schedule 40 PVC

Total Well Depth from TOC: 30.00 feet

Depth to Water from TOC: 23.21 feet

Length of Static Water Column: 6.79 feet

NOTES:

Well Observations

General Condition of Well: Good | General Condition of surrounding area: Good

LNAPL observation: NA | Method of measure: NA

Volume of water in well = Height (Ht) of water in well x K

where: K = 0.17 (2-inch well)

0.571 (3-inch well)

0.652 (4-inch well)

Volume of water in well (Ht. x K): 1.15 gallons (1 well volume) | 3.46 gallons (3 well volumes)

Well Purging

Purging method: Adjustable flow-rate pump with one-time use disposable tubing using low-flow methods.

Parameter Readings	Temperature (^{0}C)	pH	Conductivity (ms/cm)	Turbidity (NTUs)
Reading 1	19.73	8.82	2.650	495
Reading 2	19.71	8.95	2.090	49
Reading 3	19.75	9.04	2.420	47.6
Reading 4	19.75	9.06	2.57	48.7
Reading 5				
Reading 6				
Reading 7				
Reading 8				
Reading 9				
Reading 10				

Purged to Dryness: 8.0 gallons purged

Sample Information

Method of Sampling: Teflon bailer with teflon coated wire leads.

Decontamination procedures: Per EPA Region IV Science & Ecosystem Support Division (SESD) Operating Procedures (Nov. 2007).

Sample ID	Container	Preservative	Analyses
WC-0211-SMFMW-18	40 ml glass	HCl	VOCs

Sample Transport and Preservation: Via hand delivery

Sample Destination: Analytical Environmental Services, Inc. Via: Hand Delivery

Chain of Custody completed: Yes

Peachtree Environmental Personnel: Arthur W. Picken, William H. Lucas, Virginia M. Holland

Monitoring Well Purging & Sampling Information

Peachtree Project: Woodall Creek | Project No.: 2665 | Date: 2/28/11

Well Information

Well Identification No: SMFMW-6 | Location: Atlanta, Fulton County, Georgia

Well Diameter: 2-inch | Well Construction: Schedule 40 PVC

Total Well Depth from TOC: 24.00 feet

Depth to Water from TOC: 16.45 feet

Length of Static Water Column: 7.55 feet

NOTES:

Well Observations

General Condition of Well: Good | General Condition of surrounding area: Good

LNAPL observation: NA | Method of measure: NA

Volume of water in well = Height (Ht) of water in well x K

where: K = 0.17 (2-inch well)

0.571 (3-inch well)

0.652 (4-inch well)

Volume of water in well (Ht. x K): 1.28 gallons (1 well volume) | 3.85 gallons (3 well volumes)

Well Purging

Purging method: Adjustable flow-rate pump with one-time use disposable tubing using low-flow methods.

Parameter Readings	Temperature (^{0}C)	pH	Conductivity (ms/cm)	Turbidity (NTUs)
Reading 1	19.8	7.17	0.634	49.5
Reading 2	19.81	6.38	0.357	4.9
Reading 3	19.81	6.37	0.338	1.7
Reading 4	19.84	6.28	0.312	1.1
Reading 5				
Reading 6				
Reading 7				
Reading 8				
Reading 9				
Reading 10				

Purged to Dryness: 6.0 gallons purged

Sample Information

Method of Sampling: Teflon bailer with teflon coated wire leads.

Decontamination procedures: Per EPA Region IV Science & Ecosystem Support Division (SESD) Operating Procedures (Nov. 2007).

Sample ID	Container	Preservative	Analyses
WC-0211-SMFMW-6	40 ml glass	HCl	VOCs

Sample Transport and Preservation: Via hand delivery

Sample Destination: Analytical Environmental Services, Inc. Via: Hand Delivery

Chain of Custody completed: Yes

Peachtree Environmental Personnel: Arthur W. Picken, William H. Lucas, Virginia M. Holland

Monitoring Well Purging & Sampling Information

Peachtree Project: Woodall Creek | Project No.: 2665 | Date: 2/28/11

Well Information

Well Identification No: SMFMW-11 | Location: Atlanta, Fulton County, Georgia

Well Diameter: 2-inch | Well Construction: Schedule 40 PVC

Total Well Depth from TOC: 25.00 feet

Depth to Water from TOC: 19.60 feet

Length of Static Water Column: 5.40 feet

NOTES:

Well Observations

General Condition of Well: Good | General Condition of surrounding area: Good

LNAPL observation: NA | Method of measure: NA

Volume of water in well = Height (Ht) of water in well x K

where: K = 0.17 (2-inch well)

0.571 (3-inch well)

0.652 (4-inch well)

Volume of water in well (Ht. x K): 0.92 gallons (1 well volume) | 2.75 gallons (3 well volumes)

Well Purging

Purging method: Adjustable flow-rate pump with one-time use disposable tubing using low-flow methods.

Parameter Readings	Temperature (^{0}C)	pH	Conductivity (ms/cm)	Turbidity (NTUs)
Reading 1	20.12	6.5	1.220	46.1
Reading 2	19.81	6.54	1.180	18.3
Reading 3				
Reading 4				
Reading 5				
Reading 6				
Reading 7				
Reading 8				
Reading 9				
Reading 10				

Purged to Dryness: Well went dry at just under 2.0 gallons

Sample Information

Method of Sampling: Teflon bailer with teflon coated wire leads.

Decontamination procedures: Per EPA Region IV Science & Ecosystem Support Division (SESD) Operating Procedures (Nov. 2007).

Sample ID	Container	Preservative	Analyses
WC-0211-SMFMW-11	40 ml glass	HCl	VOCs

Sample Transport and Preservation: Via hand delivery

Sample Destination: Analytical Environmental Services, Inc. Via: Hand Delivery

Chain of Custody completed: Yes

Peachtree Environmental Personnel: Arthur W. Picken, William H. Lucas, Virginia M. Holland

Monitoring Well Purging & Sampling Information

Peachtree Project: Woodall Creek	Project No.: 2665	Date: 2/28/11

Well Information

Well Identification No: SMFMW-11	Location: Atlanta, Fulton County, Georgia
Well Diameter: 2-inch	Well Construction: Schedule 40 PVC
Total Well Depth from TOC:	26.00 feet
Depth to Water from TOC:	19.79 feet
Length of Static Water Column:	6.21 feet

NOTES:

Well Observations

General Condition of Well: Good	General Condition of surrounding area: Good
LNAPL observation: NA	Method of measure: NA

Volume of water in well = Height (Ht) of water in well x K

where: K =	0.17	(2-inch well)	
	0.571	(3-inch well)	
	0.652	(4-inch well)	
Volume of water in well (Ht. x K):	1.06	gallons	3.17 gallons
		(1 well volume)	(3 well volumes)

Well Purging

Purging method: Adjustable flow-rate pump with one-time use disposable tubing using low-flow methods.

Parameter Readings	Temperature (^{0}C)	pH	Conductivity (ms/cm)	Turbidity (NTUs)
Reading 1	24.61	6.0	0.123	63.0
Reading 2	24.38	5.74	0.120	20.1
Reading 3	24.16	5.75	0.123	60.0
Reading 4	24.02	5.81	0.129	18.0
Reading 5				
Reading 6				
Reading 7				
Reading 8				
Reading 9				
Reading 10				

Purged to Dryness: Purged 4.0 gallons

Sample Information

Method of Sampling: Teflon bailer with teflon coated wire leads.

Decontamination procedures: Per EPA Region IV Science & Ecosystem Support Division (SESD) Operating Procedures (Nov. 2007).

Sample ID	Container	Preservative	Analyses
WC-0211-SMFMW-7	40 ml glass	HCl	VOCs

Sample Transport and Preservation: Via hand delivery

Sample Destination: Analytical Environmental Services, Inc. Via: Hand Delivery

Chain of Custody completed: Yes

Peachtree Environmental Personnel: Arthur W. Picken, Virginia M. Holland

Monitoring Well Purging & Sampling Information

Peachtree Project: Woodall Creek	Project No.: 2665	Date: 2/28/11

Well Information

Well Identification No: SMFMW-DS-1	Location: Atlanta, Fulton County, Georgia
Well Diameter: 2-inch	Well Construction: Schedule 40 PVC

Total Well Depth from TOC:	37.00	feet
Depth to Water from TOC:	19.48	feet
Length of Static Water Column:	17.52	feet

NOTES:

Well Observations

General Condition of Well: Good	General Condition of surrounding area: Good
LNAPL observation: NA	Method of measure: NA

Volume of water in well = Height (Ht) of water in well x K

where: K =	0.17	(2-inch well)
	0.571	(3-inch well)
	0.652	(4-inch well)

Volume of water in well (Ht. x K):	2.98	gallons	8.94	gallons
		(1 well volume)		(3 well volumes)

Well Purging

Purging method: Adjustable flow-rate pump with one-time use disposable tubing using low-flow methods.

Parameter Readings	Temperature (^{0}C)	pH	Conductivity (ms/cm)	Turbidity (NTUs)
Reading 1	21.97	6.0	0.464	646.0
Reading 2	22.01	5.35	0.475	388.0
Reading 3	21.75	5.21	0.486	547.0
Reading 4	21.7	5.27	0.495	265.0
Reading 5				
Reading 6				
Reading 7				
Reading 8				
Reading 9				
Reading 10				

Purged to Dryness: Purged 9.0 gallons

Sample Information

Method of Sampling: Teflon bailer with teflon coated wire leads.

Decontamination procedures: Per EPA Region IV Science & Ecosystem Support Division (SESD) Operating Procedures (Nov. 2007).

Sample ID	Container	Preservative	Analyses
WC-0211-SMFMW-DS-1	40 ml glass	HCl	VOCs

Sample Transport and Preservation: Via hand delivery

Sample Destination: Analytical Environmental Services, Inc. Via: Hand Delivery

Chain of Custody completed: Yes

Peachtree Environmental Personnel: Arthur W. Picken, Virginia M. Holland

Monitoring Well Purging & Sampling Information

Peachtree Project: Woodall Creek	Project No.: 2665	Date: 2/28/11

Well Information

Well Identification No: SMFMW-3	Location: Atlanta, Fulton County, Georgia
Well Diameter: 2-inch	Well Construction: Schedule 40 PVC
Total Well Depth from TOC:	26.00 feet
Depth to Water from TOC:	17.71 feet
Length of Static Water Column:	8.29 feet

NOTES:

Well Observations

General Condition of Well: Good	General Condition of surrounding area: Good
LNAPL observation: NA	Method of measure: NA

Volume of water in well = Height (Ht) of water in well x K

where: K =	0.17	(2-inch well)	
	0.571	(3-inch well)	
	0.652	(4-inch well)	
Volume of water in well (Ht. x K):	1.41	gallons	4.23 gallons
		(1 well volume)	(3 well volumes)

Well Purging

Purging method: Adjustable flow-rate pump with one-time use disposable tubing using low-flow methods.

Parameter Readings	Temperature (^{0}C)	pH	Conductivity (ms/cm)	Turbidity (NTUs)
Reading 1	18.99	4.3	0.249	15.9
Reading 2	18.48	4.07	0.241	2.52
Reading 3	18.36	4.15	0.236	0.91
Reading 4	18.37	4.12	0.232	1.03
Reading 5				
Reading 6				
Reading 7				
Reading 8				
Reading 9				
Reading 10				

Purged to Dryness: Purged 5.0 gallons

Sample Information

Method of Sampling: Teflon bailer with teflon coated wire leads.

Decontamination procedures: Per EPA Region IV Science & Ecosystem Support Division (SESD) Operating Procedures (Nov. 2007).

Sample ID	Container	Preservative	Analyses
WC-0211-SMFMW-3	40 ml glass	HCl	VOCs

Sample Transport and Preservation: Via hand delivery

Sample Destination: Analytical Environmental Services, Inc. Via: Hand Delivery

Chain of Custody completed: Yes

Peachtree Environmental Personnel: Arthur W. Picken, Virginia M. Holland

Monitoring Well Purging & Sampling Information

Peachtree Project: Woodall Creek | Project No.: 2665 | Date: 2/28/11

Well Information

Well Identification No: SMFMW-4 | Location: Atlanta, Fulton County, Georgia

Well Diameter: 2-inch | Well Construction: Schedule 40 PVC

Total Well Depth from TOC: 24.00 feet

Depth to Water from TOC: 16.71 feet

Length of Static Water Column: 7.29 feet

NOTES:

Well Observations

General Condition of Well: Good | General Condition of surrounding area: Good

LNAPL observation: NA | Method of measure: NA

Volume of water in well = Height (Ht) of water in well x K

where: K = 0.17 (2-inch well)

0.571 (3-inch well)

0.652 (4-inch well)

Volume of water in well (Ht. x K): 1.24 gallons (1 well volume) | 3.72 gallons (3 well volumes)

Well Purging

Purging method: Adjustable flow-rate pump with one-time use disposable tubing using low-flow methods.

Parameter Readings	Temperature (^{0}C)	pH	Conductivity (ms/cm)	Turbidity (NTUs)
Reading 1	18.6	4.84	0.087	92.0
Reading 2	18.39	4.87	0.116	4.50
Reading 3	18.28	4.88	0.126	1.09
Reading 4	18.28	4.83	0.128	0.64
Reading 5				
Reading 6				
Reading 7				
Reading 8				
Reading 9				
Reading 10				

Purged to Dryness: Purged 4.5 gallons

Sample Information

Method of Sampling: Teflon bailer with teflon coated wire leads.

Decontamination procedures: Per EPA Region IV Science & Ecosystem Support Division (SESD) Operating Procedures (Nov. 2007).

Sample ID	Container	Preservative	Analyses
WC-0211-SMFMW-4	40 ml glass	HCl	VOCs

Sample Transport and Preservation: Via hand delivery

Sample Destination: Analytical Environmental Services, Inc. Via: Hand Delivery

Chain of Custody completed: Yes

Peachtree Environmental Personnel: Arthur W. Picken, Virginia M. Holland

Monitoring Well Purging & Sampling Information

Peachtree Project: Woodall Creek	Project No.: 2665	Date: 2/28/11

Well Information

Well Identification No: SMFMW-7	Location: Atlanta, Fulton County, Georgia
Well Diameter: 2-inch	Well Construction: Schedule 40 PVC
Total Well Depth from TOC:	26.00 feet
Depth to Water from TOC:	19.79 feet
Length of Static Water Column:	6.21 feet

NOTES:

Well Observations

General Condition of Well: Good	General Condition of surrounding area: Good
LNAPL observation: NA	Method of measure: NA

Volume of water in well = Height (Ht) of water in well x K

where: K =	0.17 (2-inch well)
	0.571 (3-inch well)
	0.652 (4-inch well)

Volume of water in well (Ht. x K):	1.06 gallons	3.17 gallons
	(1 well volume)	(3 well volumes)

Well Purging

Purging method: Teflon bailer with teflon coated wire leads.

Parameter Readings	Temperature (^{0}C)	pH	Conductivity (ms/cm)	Turbidity (NTUs)
Reading 1	24.61	6.0	0.123	63.0
Reading 2	24.38	5.74	0.120	20.1
Reading 3	24.16	5.75	0.123	60.0
Reading 4	24.02	5.81	0.129	18.0
Reading 5				
Reading 6				
Reading 7				
Reading 8				
Reading 9				
Reading 10				

Purged to Dryness: Purged 4.0 gallons

Sample Information

Method of Sampling: Teflon bailer with teflon coated wire leads.

Decontamination procedures: Per EPA Region IV Science and Ecosystem Support Division (SESD) Operating Procedures, May 2007.

Sample ID	Container	Preservative	Analyses
WC-0211-SMFMW-7	40 ml glass	HCl	VOCs

Sample Transport and Preservation: Via hand delivery

Sample Destination: Analytical Environmental Services, Inc. Via: Hand Delivery

Chain of Custody completed: Yes

Peachtree Environmental Personnel: Arthur W. Picken, Virginia M. Holland

Monitoring Well Purging & Sampling Information

Peachtree Project: Woodall Creek	Project No.: 2665	Date: 3/1/11

Well Information

Well Identification No: SMFMW-17	Location: Atlanta, Fulton County, Georgia
Well Diameter: 2-inch	Well Construction: Schedule 40 PVC
Total Well Depth from TOC:	30.00 feet
Depth to Water from TOC:	18.70 feet
Length of Static Water Column:	11.30 feet

NOTES:

Well Observations

General Condition of Well: Good	General Condition of surrounding area: Good
LNAPL observation: NA	Method of measure: NA

Volume of water in well = Height (Ht) of water in well x K

where: K =	0.17	(2-inch well)	
	0.571	(3-inch well)	
	0.652	(4-inch well)	
Volume of water in well (Ht. x K):	1.92	gallons	5.76 gallons
		(1 well volume)	(3 well volumes)

Well Purging

Purging method: Adjustable flow-rate pump with one-time use disposable tubing using low-flow methods.

Parameter Readings	Temperature (^{0}C)	pH	Conductivity (ms/cm)	Turbidity (NTUs)
Reading 1	19.90	5.80	0.242	10.5
Reading 2	20.12	5.67	0.242	3.38
Reading 3	20.36	5.68	0.245	0.76
Reading 4	20.44	5.67	0.246	0.30
Reading 5	20.42	5.69	0.247	0.20
Reading 6				
Reading 7				
Reading 8				
Reading 9				
Reading 10				

Purged to Dryness: 6.0 gallons purged

Sample Information

Method of Sampling: Teflon bailer with teflon coated wire leads.

Decontamination procedures: Per EPA Region IV Science & Ecosystem Support Division (SESD) Operating Procedures (Nov. 2007).

Sample ID	Container	Preservative	Analyses
WC-0311-SMFMW-17	40 ml glass	HCl	VOCs

Sample Transport and Preservation: Via hand delivery

Sample Destination: Analytical Environmental Services, Inc. Via: Hand Delivery

Chain of Custody completed: Yes

Peachtree Environmental Personnel: Arthur W. Picken, Virginia M. Holland

Monitoring Well Purging & Sampling Information

Peachtree Project: Woodall Creek	Project No.: 2665	Date: 3/1/11

Well Information

Well Identification No: SMFMW-DS-3	Location: Atlanta, Fulton County, Georgia
Well Diameter: 2-inch	Well Construction: Schedule 40 PVC

Total Well Depth from TOC:	37.50	feet
Depth to Water from TOC:	16.99	feet
Length of Static Water Column:	20.51	feet

NOTES:

Well Observations

General Condition of Well: Good	General Condition of surrounding area: Good
LNAPL observation: NA	Method of measure: NA

Volume of water in well = Height (Ht) of water in well x K

where: K =	0.17	(2-inch well)
	0.571	(3-inch well)
	0.652	(4-inch well)

Volume of water in well (Ht. x K):	3.49	gallons	10.46	gallons
		(1 well volume)		(3 well volumes)

Well Purging

Purging method: Adjustable flow-rate pump with one-time use disposable tubing using low-flow methods.

Parameter Readings	Temperature (^{0}C)	pH	Conductivity (ms/cm)	Turbidity (NTUs)
Reading 1	18.64	5.47	0.317	48.5
Reading 2	18.74	5.43	0.310	15.2
Reading 3	18.84	5.42	0.310	29.0
Reading 4	18.91	5.41	0.314	11.9
Reading 5	18.97	5.44	0.316	8.69
Reading 6	19.04	5.44	0.318	3.49
Reading 7				
Reading 8				
Reading 9				
Reading 10				

Purged to Dryness: 12.0 gallons purged

Sample Information

Method of Sampling: Teflon bailer with teflon coated wire leads.

Decontamination procedures: Per EPA Region IV Science & Ecosystem Support Division (SESD) Operating Procedures (Nov. 2007).

Sample ID	Container	Preservative	Analyses
WC-0311-SMFMW-DS-3	40 ml glass	HCl	VOCs

Sample Transport and Preservation: Via hand delivery

Sample Destination: Analytical Environmental Services, Inc. Via: Hand Delivery

Chain of Custody completed: Yes

Peachtree Environmental Personnel: Arthur W. Picken, Virginia M. Holland

Monitoring Well Purging & Sampling Information

Peachtree Project: Woodall Creek	Project No.: 2665	Date: 3/1/11

Well Information

Well Identification No: SMFMW-9	Location: Atlanta, Fulton County, Georgia
Well Diameter: 2-inch	Well Construction: Schedule 40 PVC

Total Well Depth from TOC:	27.00	feet
Depth to Water from TOC:	18.32	feet
Length of Static Water Column:	8.68	feet

NOTES:

Well Observations

General Condition of Well: Good	General Condition of surrounding area: Good
LNAPL observation: NA	Method of measure: NA

Volume of water in well = Height (Ht) of water in well x K

where: K =	0.17	(2-inch well)
	0.571	(3-inch well)
	0.652	(4-inch well)

Volume of water in well (Ht. x K):	1.48	gallons	4.43	gallons
		(1 well volume)		(3 well volumes)

Well Purging

Purging method: Adjustable flow-rate pump with one-time use disposable tubing using low-flow methods.

Parameter Readings	Temperature (^{0}C)	pH	Conductivity (ms/cm)	Turbidity (NTUs)
Reading 1	19.49	5.45	0.233	220
Reading 2	19.42	5.31	0.188	47.7
Reading 3	19.52	5.21	0.168	14.4
Reading 4	19.52	5.17	0.184	17.1
Reading 5	19.58	5.16	0.178	34.0
Reading 6				
Reading 7				
Reading 8				
Reading 9				
Reading 10				

Purged to Dryness: 5.0 gallons purged

Sample Information

Method of Sampling: Teflon bailer with teflon coated wire leads.

Decontamination procedures: Per EPA Region IV Science & Ecosystem Support Division (SESD) Operating Procedures (Nov. 2007).

Sample ID	Container	Preservative	Analyses
WC-0311-SMFMW-9	40 ml glass	HCl	VOCs

Sample Transport and Preservation: Via hand delivery

Sample Destination: Analytical Environmental Services, Inc. Via: Hand Delivery

Chain of Custody completed: Yes

Peachtree Environmental Personnel: Arthur W. Picken, Virginia M. Holland

Monitoring Well Purging & Sampling Information

Peachtree Project: Woodall Creek | Project No.: 2665 | Date: 3/1/11

Well Information

Well Identification No: SMFMW-10 | Location: Atlanta, Fulton County, Georgia

Well Diameter: 2-inch | Well Construction: Schedule 40 PVC

Total Well Depth from TOC: 27.00 feet

Depth to Water from TOC: 19.98 feet

Length of Static Water Column: 7.02 feet

NOTES:

Well Observations

General Condition of Well: Good | General Condition of surrounding area: Good

LNAPL observation: NA | Method of measure: NA

Volume of water in well = Height (Ht) of water in well x K

where: K = 0.17 (2-inch well)

0.571 (3-inch well)

0.652 (4-inch well)

Volume of water in well (Ht. x K): 1.19 gallons (1 well volume) | 3.58 gallons (3 well volumes)

Well Purging

Purging method: Adjustable flow-rate pump with one-time use disposable tubing using low-flow methods.

Parameter Readings	Temperature (^{0}C)	pH	Conductivity (ms/cm)	Turbidity (NTUs)
Reading 1	19.44	5.19	0.131	101
Reading 2	19.4	5.16	0.104	52.2
Reading 3	19.53	5.04	0.104	68.0
Reading 4				
Reading 5				
Reading 6				
Reading 7				
Reading 8				
Reading 9				
Reading 10				

Purged to Dryness: 4.0 gallons purged

Sample Information

Method of Sampling: Teflon bailer with teflon coated wire leads.

Decontamination procedures: Per EPA Region IV Science & Ecosystem Support Division (SESD) Operating Procedures (Nov. 2007).

Sample ID	Container	Preservative	Analyses
WC-0311-SMFMW-10	40 ml glass	HCl	VOCs

Sample Transport and Preservation: Via hand delivery

Sample Destination: Analytical Environmental Services, Inc. Via: Hand Delivery

Chain of Custody completed: Yes

Peachtree Environmental Personnel: Arthur W. Picken, Virginia M. Holland

Monitoring Well Purging & Sampling Information

Peachtree Project: Woodall Creek | Project No.: 2665 | Date: 3/1/11

Well Information

Well Identification No: SMFMW-1 | Location: Atlanta, Fulton County, Georgia

Well Diameter: 2-inch | Well Construction: Schedule 40 PVC

Total Well Depth from TOC: 25.00 feet

Depth to Water from TOC: 16.93 feet

Length of Static Water Column: 8.07 feet

NOTES:

Well Observations

General Condition of Well: Good | General Condition of surrounding area: Good

LNAPL observation: NA | Method of measure: NA

Volume of water in well = Height (Ht) of water in well x K

where: K = 0.17 (2-inch well)

0.571 (3-inch well)

0.652 (4-inch well)

Volume of water in well (Ht. x K): 1.37 gallons (1 well volume) | 4.12 gallons (3 well volumes)

Well Purging

Purging method: Adjustable flow-rate pump with one-time use disposable tubing using low-flow methods.

Parameter Readings	Temperature (^{0}C)	pH	Conductivity (ms/cm)	Turbidity (NTUs)
Reading 1	21.32	4.96	0.114	19.4
Reading 2	21.14	4.86	0.149	13.4
Reading 3	21.22	4.86	0.168	4.91
Reading 4				
Reading 5				
Reading 6				
Reading 7				
Reading 8				
Reading 9				
Reading 10				

Purged to Dryness: 5.0 gallons purged

Sample Information

Method of Sampling: Teflon bailer with teflon coated wire leads.

Decontamination procedures: Per EPA Region IV Science & Ecosystem Support Division (SESD) Operating Procedures (Nov. 2007).

Sample ID	Container	Preservative	Analyses
WC-0311-SMFMW-1	40 ml glass	HCl	VOCs

Sample Transport and Preservation: Via hand delivery

Sample Destination: Analytical Environmental Services, Inc. Via: Hand Delivery

Chain of Custody completed: Yes

Peachtree Environmental Personnel: Arthur W. Picken, Virginia M. Holland

Monitoring Well Purging & Sampling Information

Peachtree Project: Woodall Creek	Project No.: 2665	Date: 3/1/11

Well Information

Well Identification No: SMFMW-2	Location: Atlanta, Fulton County, Georgia
Well Diameter: 2-inch	Well Construction: Schedule 40 PVC

Total Well Depth from TOC:	29.00	feet
Depth to Water from TOC:	18.74	feet
Length of Static Water Column:	10.26	feet

NOTES:

Well Observations

General Condition of Well: Good	General Condition of surrounding area: Good
LNAPL observation: NA	Method of measure: NA

Volume of water in well = Height (Ht) of water in well x K

where: K =	0.17	(2-inch well)
	0.571	(3-inch well)
	0.652	(4-inch well)

Volume of water in well (Ht. x K):	1.74	gallons	5.23	gallons
		(1 well volume)		(3 well volumes)

Well Purging

Purging method: Adjustable flow-rate pump with one-time use disposable tubing using low-flow methods.

Parameter Readings	Temperature (^{0}C)	pH	Conductivity (ms/cm)	Turbidity (NTUs)
Reading 1	19.64	4.32	0.206	10.8
Reading 2	19.46	4.20	0.233	0.70
Reading 3	19.52	4.22	0.209	1.52
Reading 4				
Reading 5				
Reading 6				
Reading 7				
Reading 8				
Reading 9				
Reading 10				

Purged to Dryness: 6.0 gallons purged

Sample Information

Method of Sampling: Teflon bailer with teflon coated wire leads.

Decontamination procedures: Per EPA Region IV Science & Ecosystem Support Division (SESD) Operating Procedures (Nov. 2007).

Sample ID	Container	Preservative	Analyses
WC-0311-SMFMW-2	40 ml glass	HCl	VOCs

Sample Transport and Preservation: Via hand delivery

Sample Destination: Analytical Environmental Services, Inc. Via: Hand Delivery

Chain of Custody completed: Yes

Peachtree Environmental Personnel: Arthur W. Picken, Virginia M. Holland

Monitoring Well Purging & Sampling Information

Peachtree Project: Woodall Creek | Project No.: 2665 | Date: 3/1/11

Well Information

Well Identification No: SMFMW-14 | Location: Atlanta, Fulton County, Georgia

Well Diameter: 2-inch | Well Construction: Schedule 40 PVC

Total Well Depth from TOC: 18.50 feet

Depth to Water from TOC: 12.90 feet

Length of Static Water Column: 5.60 feet

NOTES:

Well Observations

General Condition of Well: Good | General Condition of surrounding area: Good

LNAPL observation: NA | Method of measure: NA

Volume of water in well = Height (Ht) of water in well x K

where: K = 0.17 (2-inch well)

0.571 (3-inch well)

0.652 (4-inch well)

Volume of water in well (Ht. x K): 0.95 gallons (1 well volume) | 2.86 gallons (3 well volumes)

Well Purging

Purging method: Adjustable flow-rate pump with one-time use disposable tubing using low-flow methods.

Parameter Readings	Temperature (^{0}C)	pH	Conductivity (ms/cm)	Turbidity (NTUs)
Reading 1	18.86	5.88	0.482	11.12
Reading 2	18.55	5.88	0.453	8.75
Reading 3	18.75	5.85	0.465	1.05
Reading 4	18.99	5.84	0.462	0.88
Reading 5				
Reading 6				
Reading 7				
Reading 8				
Reading 9				
Reading 10				

Purged to Dryness: 3.5 gallons purged

Sample Information

Method of Sampling: Teflon bailer with teflon coated wire leads.

Decontamination procedures: Per EPA Region IV Science & Ecosystem Support Division (SESD) Operating Procedures (Nov. 2007).

Sample ID	Container	Preservative	Analyses
WC-0311-SMFMW-14	40 ml glass	HCl	VOCs

Sample Transport and Preservation: Via hand delivery

Sample Destination: Analytical Environmental Services, Inc. Via: Hand Delivery

Chain of Custody completed: Yes

Peachtree Environmental Personnel: Arthur W. Picken, Virginia M. Holland

Monitoring Well Purging & Sampling Information

Peachtree Project: Woodall Creek | Project No.: 2665 | Date: 3/1/11

Well Information

Well Identification No: SMFMW-13 | Location: Atlanta, Fulton County, Georgia

Well Diameter: 2-inch | Well Construction: Schedule 40 PVC

Total Well Depth from TOC: 28.00 feet

Depth to Water from TOC: 20.15 feet

Length of Static Water Column: 7.85 feet

NOTES:

Well Observations

General Condition of Well: Good | General Condition of surrounding area: Good

LNAPL observation: NA | Method of measure: NA

Volume of water in well = Height (Ht) of water in well x K

where: K = 0.17 (2-inch well)

0.571 (3-inch well)

0.652 (4-inch well)

Volume of water in well (Ht. x K): 1.33 gallons (1 well volume) | 4.00 gallons (3 well volumes)

Well Purging

Purging method: Adjustable flow-rate pump with one-time use disposable tubing using low-flow methods.

Parameter Readings	Temperature (^{0}C)	pH	Conductivity (ms/cm)	Turbidity (NTUs)
Reading 1	20.78	6.47	0.222	26.60
Reading 2	20.65	6.39	0.121	19.40
Reading 3	20.66	6.27	0.137	7.69
Reading 4	20.57	6.33	0.163	5.02
Reading 5				
Reading 6				
Reading 7				
Reading 8				
Reading 9				
Reading 10				

Purged to Dryness: 4.5 gallons purged

Sample Information

Method of Sampling: Teflon bailer with teflon coated wire leads.

Decontamination procedures: Per EPA Region IV Science & Ecosystem Support Division (SESD) Operating Procedures (Nov. 2007).

Sample ID	Container	Preservative	Analyses
WC-0311-SMFMW-13	40 ml glass	HCl	VOCs

Sample Transport and Preservation: Via hand delivery

Sample Destination: Analytical Environmental Services, Inc. Via: Hand Delivery

Chain of Custody completed: Yes

Peachtree Environmental Personnel: Arthur W. Picken, Virginia M. Holland

Monitoring Well Purging & Sampling Information

Peachtree Project: Woodall Creek	Project No.: 2665	Date: 3/1/11

Well Information

Well Identification No: SMFMW-16	Location: Atlanta, Fulton County, Georgia
Well Diameter: 2-inch	Well Construction: Schedule 40 PVC
Total Well Depth from TOC:	16.00 feet
Depth to Water from TOC:	**DRY** feet
Length of Static Water Column:	0.00 feet

NOTES:

Well Observations

General Condition of Well: Good	General Condition of surrounding area: Good
LNAPL observation: NA	Method of measure: NA

Volume of water in well = Height (Ht) of water in well x K

where: K =	0.17 (2-inch well)
	0.571 (3-inch well)
	0.652 (4-inch well)

Volume of water in well (Ht. x K):	0.00 gallons	0.00 gallons
	(1 well volume)	(3 well volumes)

Well Purging

Purging method: Teflon bailer with teflon coated wire leads.

Parameter Readings	Temperature (^{0}C)	pH	Conductivity (ms/cm)	Turbidity (NTUs)
Reading 1				
Reading 2				
Reading 3				
Reading 4				
Reading 5				
Reading 6				
Reading 7				
Reading 8				
Reading 9				
Reading 10				

Purged to Dryness: Well was found to be dry

Sample Information

Method of Sampling: Teflon bailer with teflon coated wire leads.

Decontamination procedures: Per EPA Region IV Science and Ecosystem Support Division (SESD) Operating Procedures, May 2007.

Sample ID	Container	Preservative	Analyses
WC-0311-SMFMW-13	40 ml glass	HCl	No sample collected

Sample Transport and Preservation: Via hand delivery

Sample Destination: Analytical Environmental Services, Inc. Via: Hand Delivery

Chain of Custody completed: Yes

Peachtree Environmental Personnel: Arthur W. Picken, Virginia M. Holland

Monitoring Well Purging & Sampling Information

Peachtree Project: Woodall Creek	Project No.: 2665	Date: 3/2/11

Well Information

Well Identification No: SMFMW-DS-1	Location: Atlanta, Fulton County, Georgia
Well Diameter: 2-inch	Well Construction: Schedule 40 PVC

Total Well Depth from TOC:	37.00	feet
Depth to Water from TOC:	19.48	feet
Length of Static Water Column:	17.52	feet

NOTES:

Well Observations

General Condition of Well: Good	General Condition of surrounding area: Good
LNAPL observation: NA	Method of measure: NA

Volume of water in well = Height (Ht) of water in well x K

where: K =	0.17	(2-inch well)
	0.571	(3-inch well)
	0.652	(4-inch well)

Volume of water in well (Ht. x K):	2.98	gallons	8.94	gallons
		(1 well volume)		(3 well volumes)

Well Purging

Purging method: Teflon bailer with teflon coated wire leads.

Parameter Readings	Temperature (^{0}C)	pH	Conductivity (ms/cm)	Turbidity (NTUs)
Reading 1	21.97	6.0	0.464	646.0
Reading 2	22.01	5.35	0.475	388.0
Reading 3	21.75	5.21	0.486	547.0
Reading 4	21.7	5.27	0.495	265.0
Reading 5				
Reading 6				
Reading 7				
Reading 8				
Reading 9				
Reading 10				

Purged to Dryness: Purged 9.0 gallons

Sample Information

Method of Sampling: Teflon bailer with teflon coated wire leads.

Decontamination procedures: Per EPA Region IV Science and Ecosystem Support Division (SESD) Operating Procedures, May 2007.

Sample ID	Container	Preservative	Analyses
WC-0211-SMFMW-DS-1	40 ml glass	HCl	VOCs

Sample Transport and Preservation: Via hand delivery

Sample Destination: Analytical Environmental Services, Inc. Via: Hand Delivery

Chain of Custody completed: Yes

Peachtree Environmental Personnel: Arthur W. Picken, Virginia M. Holland

Monitoring Well Purging & Sampling Information

Peachtree Project: Woodall Creek	Project No.: 2665	Date: 3/2/11

Well Information

Well Identification No: SMFMW-DS-2	Location: Atlanta, Fulton County, Georgia
Well Diameter: 2-inch	Well Construction: Schedule 40 PVC

Total Well Depth from TOC:	31.00	feet
Depth to Water from TOC:	13.06	feet
Length of Static Water Column:	17.94	feet

NOTES:

Well Observations

General Condition of Well: Good	General Condition of surrounding area: Good
LNAPL observation: NA	Method of measure: NA

Volume of water in well = Height (Ht) of water in well x K

where: K =	0.17	(2-inch well)
	0.571	(3-inch well)
	0.652	(4-inch well)

Volume of water in well (Ht. x K):	3.05	gallons	9.15	gallons
		(1 well volume)		(3 well volumes)

Well Purging

Purging method: Adjustable flow-rate pump with one-time use disposable tubing using low-flow methods.

Parameter Readings	Temperature (^{0}C)	pH	Conductivity (ms/cm)	Turbidity (NTUs)
Reading 1	17.76	5.77	0.232	96.60
Reading 2	18.21	5.48	0.218	26.50
Reading 3	18.40	5.50	0.214	33.20
Reading 4	18.48	5.49	0.215	7.28
Reading 5	18.51	5.41	0.216	7.0
Reading 6	18.58	5.45	0.216	3.31
Reading 7				
Reading 8				
Reading 9				
Reading 10				

Purged to Dryness: 10.0 gallons purged

Sample Information

Method of Sampling: Teflon bailer with teflon coated wire leads.

Decontamination procedures: Per EPA Region IV Science & Ecosystem Support Division (SESD) Operating Procedures (Nov. 2007).

Sample ID	Container	Preservative	Analyses
WC-0311-SMFMW-DS-2	40 ml glass	HCl	VOCs

Sample Transport and Preservation: Via hand delivery

Sample Destination: Analytical Environmental Services, Inc. Via: Hand Delivery

Chain of Custody completed: Yes

Peachtree Environmental Personnel: Arthur W. Picken, Virginia M. Holland

Monitoring Well Purging & Sampling Information

Peachtree Project: Woodall Creek | Project No.: 2665 | Date: 3/2/11

Well Information

Well Identification No: SMFMW-12 | Location: Atlanta, Fulton County, Georgia

Well Diameter: 2-inch | Well Construction: Schedule 40 PVC

Total Well Depth from TOC: 20.50 feet

Depth to Water from TOC: 15.88 feet

Length of Static Water Column: 4.62 feet

NOTES:

Well Observations

General Condition of Well: Good | General Condition of surrounding area: Good

LNAPL observation: NA | Method of measure: NA

Volume of water in well = Height (Ht) of water in well x K

where: K = 0.17 (2-inch well)

0.571 (3-inch well)

0.652 (4-inch well)

Volume of water in well (Ht. x K): 0.79 gallons (1 well volume) | 2.36 gallons (3 well volumes)

Well Purging

Purging method: Adjustable flow-rate pump with one-time use disposable tubing using low-flow methods.

Parameter Readings	Temperature (^{0}C)	pH	Conductivity (ms/cm)	Turbidity (NTUs)
Reading 1	17.87	5.87	0.178	684.00
Reading 2	18.12	6.00	0.247	21.50
Reading 3	18.20	6.02	0.179	9.38
Reading 4	18.26	5.79	0.127	32.00
Reading 5	18.29	5.7	0.116	16.2
Reading 6	18.33	5.66	0.11	12.6
Reading 7				
Reading 8				
Reading 9				
Reading 10				

Purged to Dryness: 4.0 gallons purged

Sample Information

Method of Sampling: Teflon bailer with teflon coated wire leads.

Decontamination procedures: Per EPA Region IV Science & Ecosystem Support Division (SESD) Operating Procedures (Nov. 2007).

Sample ID	Container	Preservative	Analyses
WC-0311-SMFMW-12	40 ml glass	HCl	VOCs

Sample Transport and Preservation: Via hand delivery

Sample Destination: Analytical Environmental Services, Inc. Via: Hand Delivery

Chain of Custody completed: Yes

Peachtree Environmental Personnel: Arthur W. Picken, Virginia M. Holland

Monitoring Well Purging & Sampling Information

Peachtree Project: Woodall Creek | Project No.: 2665 | Date: 3/2/11

Well Information

Well Identification No: DPMW-4S | Location: Atlanta, Fulton County, Georgia

Well Diameter: 2-inch | Well Construction: Schedule 40 PVC

Total Well Depth from TOC: 25.20 feet

Depth to Water from TOC: 19.65 feet

Length of Static Water Column: 5.55 feet

NOTES:

Well Observations

General Condition of Well: Good | General Condition of surrounding area: Good

LNAPL observation: NA | Method of measure: NA

Volume of water in well = Height (Ht) of water in well x K

where: K = 0.17 (2-inch well)

0.571 (3-inch well)

0.652 (4-inch well)

Volume of water in well (Ht. x K): 0.94 gallons (1 well volume) | 2.83 gallons (3 well volumes)

Well Purging

Purging method: Adjustable flow-rate pump with one-time use disposable tubing using low-flow methods.

Parameter Readings	Temperature (^{0}C)	pH	Conductivity (ms/cm)	Turbidity (NTUs)
Reading 1	20.32	5.22	0.050	101.00
Reading 2	20.93	4.54	0.061	10.80
Reading 3	21.18	4.36	0.083	1.75
Reading 4	21.45	4.36	0.086	1.35
Reading 5				
Reading 6				
Reading 7				
Reading 8				
Reading 9				
Reading 10				

Purged to Dryness: 3.0 gallons purged

Sample Information

Method of Sampling: Teflon bailer with teflon coated wire leads.

Decontamination procedures: Per EPA Region IV Science & Ecosystem Support Division (SESD) Operating Procedures (Nov. 2007).

Sample ID	Container	Preservative	Analyses
WC-0311-DPMW-4S	40 ml glass	HCl	VOCs

Sample Transport and Preservation: Via hand delivery

Sample Destination: Analytical Environmental Services, Inc. Via: Hand Delivery

Chain of Custody completed: Yes

Peachtree Environmental Personnel: Arthur W. Picken

Monitoring Well Purging & Sampling Information

Peachtree Project: Woodall Creek	Project No.: 2665	Date: 3/2/11

Well Information

Well Identification No: DPMW-4I	Location: Atlanta, Fulton County, Georgia
Well Diameter: 2-inch	Well Construction: Schedule 40 PVC
Total Well Depth from TOC:	50.00 feet
Depth to Water from TOC:	19.17 feet
Length of Static Water Column:	30.83 feet

NOTES:

Well Observations

General Condition of Well: Good	General Condition of surrounding area: Good
LNAPL observation: NA	Method of measure: NA

Volume of water in well = Height (Ht) of water in well x K

where: K =	0.17	(2-inch well)	
	0.571	(3-inch well)	
	0.652	(4-inch well)	
Volume of water in well (Ht. x K):	5.24	gallons	15.72 gallons
		(1 well volume)	(3 well volumes)

Well Purging

Purging method: Adjustable flow-rate pump with one-time use disposable tubing using low-flow methods.

Parameter Readings	Temperature (^{0}C)	pH	Conductivity (ms/cm)	Turbidity (NTUs)
Reading 1	22.34	7.07	0.375	216.00
Reading 2	21.9	7.65	0.409	15.00
Reading 3	21.67	7.39	0.356	9.60
Reading 4	21.59	7.16	0.343	5.80
Reading 5	21.58	6.64	0.336	92.0
Reading 6				
Reading 7				
Reading 8				
Reading 9				
Reading 10				

Purged to Dryness: 16.0 gallons purged

Sample Information

Method of Sampling: Teflon bailer with teflon coated wire leads.

Decontamination procedures: Per EPA Region IV Science & Ecosystem Support Division (SESD) Operating Procedures (Nov. 2007).

Sample ID	Container	Preservative	Analyses
WC-0311-DPMW-4I	40 ml glass	HCl	VOCs

Sample Transport and Preservation: Via hand delivery

Sample Destination: Analytical Environmental Services, Inc. Via: Hand Delivery

Chain of Custody completed: Yes

Peachtree Environmental Personnel: Virginia M. Holland

Monitoring Well Purging & Sampling Information

Peachtree Project: Woodall Creek	Project No.: 2665	Date: 3/2/11

Well Information

Well Identification No: DPMW-3S	Location: Atlanta, Fulton County, Georgia
Well Diameter: 2-inch	Well Construction: Schedule 40 PVC

Total Well Depth from TOC:	30.00	feet
Depth to Water from TOC:	27.63	feet
Length of Static Water Column:	2.37	feet

NOTES:

Well Observations

General Condition of Well: Good	General Condition of surrounding area: Good
LNAPL observation: NA	Method of measure: NA

Volume of water in well = Height (Ht) of water in well x K

where: K =	0.17	(2-inch well)
	0.571	(3-inch well)
	0.652	(4-inch well)

Volume of water in well (Ht. x K):	0.40	gallons	1.21	gallons
		(1 well volume)		(3 well volumes)

Well Purging

Purging method: Teflon bailer with teflon coated wire leads.

Parameter Readings	Temperature (^{0}C)	pH	Conductivity (ms/cm)	Turbidity (NTUs)
Reading 1	22.17	5.50	0.206	unable to acquire
Reading 2				
Reading 3				
Reading 4				
Reading 5				
Reading 6				
Reading 7				
Reading 8				
Reading 9				
Reading 10				

Purged to Dryness: Went dry at .50 gallon

Sample Information

Method of Sampling: Teflon bailer with teflon coated wire leads.

Decontamination procedures: Per EPA Region IV Science & Ecosystem Support Division (SESD) Operating Procedures (Nov. 2007).

Sample ID	Container	Preservative	Analyses
WC-0311-DPMW-3S	40 ml glass	HCl	VOCs

Sample Transport and Preservation: Via hand delivery

Sample Destination: Analytical Environmental Services, Inc. Via: Hand Delivery

Chain of Custody completed: Yes

Peachtree Environmental Personnel: Arthur W. Picken

Monitoring Well Purging & Sampling Information

Peachtree Project: Woodall Creek | Project No.: 2665 | Date: 3/2/11

Well Information

Well Identification No: DPMW-3I | Location: Atlanta, Fulton County, Georgia

Well Diameter: 2-inch | Well Construction: Schedule 40 PVC

Total Well Depth from TOC: 50.00 feet

Depth to Water from TOC: 27.61 feet

Length of Static Water Column: 22.39 feet

NOTES:

Well Observations

General Condition of Well: Good | General Condition of surrounding area: Good

LNAPL observation: NA | Method of measure: NA

Volume of water in well = Height (Ht) of water in well x K

where: K = 0.17 (2-inch well)

0.571 (3-inch well)

0.652 (4-inch well)

Volume of water in well (Ht. x K): 3.81 gallons (1 well volume) | 11.42 gallons (3 well volumes)

Well Purging

Purging method: Adjustable flow-rate pump with one-time use disposable tubing using low-flow methods.

Parameter Readings	Temperature (^{0}C)	pH	Conductivity (ms/cm)	Turbidity (NTUs)
Reading 1	21.82	5.78	0.280	853.00
Reading 2	20.98	5.69	0.290	68.90
Reading 3	20.83	5.70	0.294	46.30
Reading 4	20.66	5.71	0.295	39.40
Reading 5				
Reading 6				
Reading 7				
Reading 8				
Reading 9				
Reading 10				

Purged to Dryness: 12.0 gallons purged

Sample Information

Method of Sampling: Teflon bailer with teflon coated wire leads.

Decontamination procedures: Per EPA Region IV Science & Ecosystem Support Division (SESD) Operating Procedures (Nov. 2007).

Sample ID	Container	Preservative	Analyses
WC-0311-DPMW-3I	40 ml glass	HCl	VOCs

Sample Transport and Preservation: Via hand delivery

Sample Destination: Analytical Environmental Services, Inc. Via: Hand Delivery

Chain of Custody completed: Yes

Peachtree Environmental Personnel: Virginia M. Holland

Monitoring Well Purging & Sampling Information

Peachtree Project: Woodall Creek | Project No.: 2665 | Date: 3/2/11

Well Information

Well Identification No: DPMW-1S | Location: Atlanta, Fulton County, Georgia

Well Diameter: 2-inch | Well Construction: Schedule 40 PVC

Total Well Depth from TOC: 26.00 feet

Depth to Water from TOC: 22.91 feet

Length of Static Water Column: 3.09 feet

NOTES:

Well Observations

General Condition of Well: Good | General Condition of surrounding area: Good

LNAPL observation: NA | Method of measure: NA

Volume of water in well = Height (Ht) of water in well x K

where: K = 0.17 (2-inch well)

0.571 (3-inch well)

0.652 (4-inch well)

Volume of water in well (Ht. x K): 0.53 gallons (1 well volume) | 1.58 gallons (3 well volumes)

Well Purging

Purging method: Teflon bailer with teflon coated wire leads.

Parameter Readings	Temperature (^{0}C)	pH	Conductivity (ms/cm)	Turbidity (NTUs)
Reading 1	22.33	4.74	0.001	624.00
Reading 2				
Reading 3				
Reading 4				
Reading 5				
Reading 6				
Reading 7				
Reading 8				
Reading 9				
Reading 10				

Purged to Dryness: Went dry at 1.0 gallon

Sample Information

Method of Sampling: Teflon bailer with teflon coated wire leads.

Decontamination procedures: Per EPA Region IV Science & Ecosystem Support Division (SESD) Operating Procedures (Nov. 2007).

Sample ID	Container	Preservative	Analyses
WC-0311-DPMW-1S	40 ml glass	HCl	VOCs

Sample Transport and Preservation: Via hand delivery

Sample Destination: Analytical Environmental Services, Inc. Via: Hand Delivery

Chain of Custody completed: Yes

Peachtree Environmental Personnel: Arthur W. Picken, Virginia M. Holland

Monitoring Well Purging & Sampling Information

Peachtree Project: Woodall Creek | Project No.: 2665 | Date: 3/3/11

Well Information

Well Identification No: DPMW-2S | Location: Atlanta, Fulton County, Georgia

Well Diameter: 2-inch | Well Construction: Schedule 40 PVC

Total Well Depth from TOC: 24.30 feet

Depth to Water from TOC: 17.20 feet

Length of Static Water Column: 7.10 feet

NOTES:

Well Observations

General Condition of Well: Good | General Condition of surrounding area: Good

LNAPL observation: NA | Method of measure: NA

Volume of water in well = Height (Ht) of water in well x K

where: K = 0.17 (2-inch well)

0.571 (3-inch well)

0.652 (4-inch well)

Volume of water in well (Ht. x K): 1.21 gallons (1 well volume) | 3.62 gallons (3 well volumes)

Well Purging

Purging method: Adjustable flow-rate pump with one-time use disposable tubing using low-flow methods.

Parameter Readings	Temperature (^{0}C)	pH	Conductivity (ms/cm)	Turbidity (NTUs)
Reading 1	22.40	6.28	0.228	340.00
Reading 2	20.92	6.33	0.241	229.00
Reading 3	20.53	6.29	0.243	29.50
Reading 4	19.93	6.24	0.242	29.40
Reading 5				
Reading 6				
Reading 7				
Reading 8				
Reading 9				
Reading 10				

Purged to Dryness: 4.0 gallons purged

Sample Information

Method of Sampling: Teflon bailer with teflon coated wire leads.

Decontamination procedures: Per EPA Region IV Science & Ecosystem Support Division (SESD) Operating Procedures (Nov. 2007).

Sample ID	Container	Preservative	Analyses
WC-0311-DPMW-2S	40 ml glass	HCl	VOCs

Sample Transport and Preservation: Via hand delivery

Sample Destination: Analytical Environmental Services, Inc. Via: Hand Delivery

Chain of Custody completed: Yes

Peachtree Environmental Personnel: Virginia M. Holland

Monitoring Well Purging & Sampling Information

Peachtree Project: Woodall Creek	Project No.: 2665	Date: 3/3/11

Well Information

Well Identification No: DPMW-2I	Location: Atlanta, Fulton County, Georgia
Well Diameter: 2-inch	Well Construction: Schedule 40 PVC
Total Well Depth from TOC:	50.00 feet
Depth to Water from TOC:	18.65 feet
Length of Static Water Column:	31.35 feet

NOTES:

Well Observations

General Condition of Well: Good	General Condition of surrounding area: Good
LNAPL observation: NA	Method of measure: NA

Volume of water in well = Height (Ht) of water in well x K

where: K =	0.17	(2-inch well)	
	0.571	(3-inch well)	
	0.652	(4-inch well)	
Volume of water in well (Ht. x K):	5.33	gallons	15.99 gallons
		(1 well volume)	(3 well volumes)

Well Purging

Purging method: Adjustable flow-rate pump with one-time use disposable tubing using low-flow methods.

Parameter Readings	Temperature (^{0}C)	pH	Conductivity (ms/cm)	Turbidity (NTUs)
Reading 1	18.13	5.68	0.309	77.70
Reading 2	18.92	5.64	0.297	24.00
Reading 3	19.15	5.64	0.294	20.00
Reading 4				
Reading 5				
Reading 6				
Reading 7				
Reading 8				
Reading 9				
Reading 10				

Purged to Dryness: 16.0 gallons purged

Sample Information

Method of Sampling: Teflon bailer with teflon coated wire leads.

Decontamination procedures: Per EPA Region IV Science & Ecosystem Support Division (SESD) Operating Procedures (Nov. 2007).

Sample ID	Container	Preservative	Analyses
WC-0311-DPMW-2I	40 ml glass	HCl	VOCs

Sample Transport and Preservation: Via hand delivery

Sample Destination: Analytical Environmental Services, Inc. Via: Hand Delivery

Chain of Custody completed: Yes

Peachtree Environmental Personnel: Jason P. Chappell

Monitoring Well Purging & Sampling Information

Peachtree Project: Woodall Creek	Project No.: 2665	Date: 3/3/11

Well Information

Well Identification No: DPMW-26	Location: Atlanta, Fulton County, Georgia
Well Diameter: 2-inch	Well Construction: Schedule 40 PVC

Total Well Depth from TOC:	50.00	feet
Depth to Water from TOC:	36.25	feet
Length of Static Water Column:	13.75	feet

NOTES:

Well Observations

General Condition of Well: Good	General Condition of surrounding area: Good
LNAPL observation: NA	Method of measure: NA

Volume of water in well = Height (Ht) of water in well x K

where: K =	0.17	(2-inch well)
	0.571	(3-inch well)
	0.652	(4-inch well)

Volume of water in well (Ht. x K):	2.34	gallons	7.01	gallons
		(1 well volume)		(3 well volumes)

Well Purging

Purging method: Adjustable flow-rate pump with one-time use disposable tubing using low-flow methods.

Parameter Readings	Temperature (^{0}C)	pH	Conductivity (ms/cm)	Turbidity (NTUs)
Reading 1	21.95	6.07	0.280	478.00
Reading 2	20.14	5.34	0.167	25.70
Reading 3	19.66	5.13	0.166	12.40
Reading 4	19.82	5.11	0.165	24.20
Reading 5				
Reading 6				
Reading 7				
Reading 8				
Reading 9				
Reading 10				

Purged to Dryness: 8.0 gallons purged

Sample Information

Method of Sampling: Teflon bailer with teflon coated wire leads.

Decontamination procedures: Per EPA Region IV Science & Ecosystem Support Division (SESD) Operating Procedures (Nov. 2007).

Sample ID	Container	Preservative	Analyses
WC-0311-DPMW-26	40 ml glass	HCl	VOCs

Sample Transport and Preservation: Via hand delivery

Sample Destination: Analytical Environmental Services, Inc. Via: Hand Delivery

Chain of Custody completed: Yes

Peachtree Environmental Personnel: Jason P. Chappell

Monitoring Well Purging & Sampling Information

Peachtree Project: Woodall Creek	Project No.: 2665	Date: 3/3/11

Well Information

Well Identification No: DPMW-27	Location: Atlanta, Fulton County, Georgia
Well Diameter: 2-inch	Well Construction: Schedule 40 PVC
Total Well Depth from TOC:	55.00 feet
Depth to Water from TOC:	40.64 feet
Length of Static Water Column:	14.36 feet

NOTES:

Well Observations

General Condition of Well: Good	General Condition of surrounding area: Good
LNAPL observation: NA	Method of measure: NA

Volume of water in well = Height (Ht) of water in well x K

where: K =	0.17	(2-inch well)	
	0.571	(3-inch well)	
	0.652	(4-inch well)	
Volume of water in well (Ht. x K):	2.44	gallons	7.32 gallons
		(1 well volume)	(3 well volumes)

Well Purging

Purging method: Adjustable flow-rate pump with one-time use disposable tubing using low-flow methods.

Parameter Readings	Temperature (^{0}C)	pH	Conductivity (ms/cm)	Turbidity (NTUs)
Reading 1	19.70	5.51	0.217	832.00
Reading 2	20.25	5.23	0.170	82.30
Reading 3	20.00	5.06	0.162	181.00
Reading 4				
Reading 5				
Reading 6				
Reading 7				
Reading 8				
Reading 9				
Reading 10				

Purged to Dryness: 8.0 gallons purged

Sample Information

Method of Sampling: Teflon bailer with teflon coated wire leads.

Decontamination procedures: Per EPA Region IV Science & Ecosystem Support Division (SESD) Operating Procedures (Nov. 2007).

Sample ID	Container	Preservative	Analyses
WC-0311-DPMW-27	40 ml glass	HCl	VOCs

Sample Transport and Preservation: Via hand delivery

Sample Destination: Analytical Environmental Services, Inc. Via: Hand Delivery

Chain of Custody completed: Yes

Peachtree Environmental Personnel: Virginia M. Holland

Monitoring Well Purging & Sampling Information

Peachtree Project: Woodall Creek	Project No.: 2665	Date: 3/3/11

Well Information

Well Identification No: DPMW-25	Location: Atlanta, Fulton County, Georgia
Well Diameter: 2-inch	Well Construction: Schedule 40 PVC

Total Well Depth from TOC:	50.00	feet
Depth to Water from TOC:	39.11	feet
Length of Static Water Column:	10.89	feet

NOTES:

Well Observations

General Condition of Well: Good	General Condition of surrounding area: Good
LNAPL observation: NA	Method of measure: NA

Volume of water in well = Height (Ht) of water in well x K

where: K =	0.17	(2-inch well)
	0.571	(3-inch well)
	0.652	(4-inch well)

Volume of water in well (Ht. x K):	1.85	gallons	5.55	gallons
		(1 well volume)		(3 well volumes)

Well Purging

Purging method: Adjustable flow-rate pump with one-time use disposable tubing using low-flow methods.

Parameter Readings	Temperature (^{0}C)	pH	Conductivity (ms/cm)	Turbidity (NTUs)
Reading 1	21.29	5.23	0.204	483.00
Reading 2	20.59	5.26	0.211	37.00
Reading 3	20.18	5.34	0.216	3.45
Reading 4				
Reading 5				
Reading 6				
Reading 7				
Reading 8				
Reading 9				
Reading 10				

Purged to Dryness: 6.0 gallons purged

Sample Information

Method of Sampling: Teflon bailer with teflon coated wire leads.

Decontamination procedures: Per EPA Region IV Science & Ecosystem Support Division (SESD) Operating Procedures (Nov. 2007).

Sample ID	Container	Preservative	Analyses
WC-0311-DPMW-25	40 ml glass	HCl	VOCs

Sample Transport and Preservation: Via hand delivery

Sample Destination: Analytical Environmental Services, Inc. Via: Hand Delivery

Chain of Custody completed: Yes

Peachtree Environmental Personnel: Jason P. Chappell

Monitoring Well Purging & Sampling Information

Peachtree Project: Woodall Creek	Project No.: 2665	Date: 3/3/11

Well Information

Well Identification No: DPMW-10	Location: Atlanta, Fulton County, Georgia
Well Diameter: 2-inch	Well Construction: Schedule 40 PVC
Total Well Depth from TOC:	51.30 feet
Depth to Water from TOC:	38.81 feet
Length of Static Water Column:	12.49 feet

NOTES:

Well Observations

General Condition of Well: Good	General Condition of surrounding area: Good
LNAPL observation: NA	Method of measure: NA

Volume of water in well = Height (Ht) of water in well x K

where: K =	0.17	(2-inch well)	
	0.571	(3-inch well)	
	0.652	(4-inch well)	
Volume of water in well (Ht. x K):	2.12	gallons	6.37 gallons
		(1 well volume)	(3 well volumes)

Well Purging

Purging method: Adjustable flow-rate pump with one-time use disposable tubing using low-flow methods.

Parameter Readings	Temperature (^{0}C)	pH	Conductivity (ms/cm)	Turbidity (NTUs)
Reading 1	21.40	5.11	0.210	25.00
Reading 2	20.37	5.26	0.170	5.18
Reading 3	19.69	5.19	0.216	3.28
Reading 4	19.47	5.15	0.216	0.72
Reading 5				
Reading 6				
Reading 7				
Reading 8				
Reading 9				
Reading 10				

Purged to Dryness: 7.5 gallons purged

Sample Information

Method of Sampling: Teflon bailer with teflon coated wire leads.

Decontamination procedures: Per EPA Region IV Science & Ecosystem Support Division (SESD) Operating Procedures (Nov. 2007).

Sample ID	Container	Preservative	Analyses
WC-0311-DPMW-10	40 ml glass	HCl	VOCs

Sample Transport and Preservation: Via hand delivery

Sample Destination: Analytical Environmental Services, Inc. Via: Hand Delivery

Chain of Custody completed: Yes

Peachtree Environmental Personnel: Virginia M. Holland

Monitoring Well Purging & Sampling Information

Peachtree Project: Woodall Creek	Project No.: 2665	Date: 3/3/11

Well Information

Well Identification No: DPMW-28	Location: Atlanta, Fulton County, Georgia
Well Diameter: 2-inch	Well Construction: Schedule 40 PVC

Total Well Depth from TOC:	50.00	feet
Depth to Water from TOC:	37.55	feet
Length of Static Water Column:	12.45	feet

NOTES:

Well Observations

General Condition of Well: Good	General Condition of surrounding area: Good
LNAPL observation: NA	Method of measure: NA

Volume of water in well = Height (Ht) of water in well x K

where: K =	0.17	(2-inch well)	
	0.571	(3-inch well)	
	0.652	(4-inch well)	
Volume of water in well (Ht. x K):	2.12	gallons	6.35 gallons
		(1 well volume)	(3 well volumes)

Well Purging

Purging method: Adjustable flow-rate pump with one-time use disposable tubing using low-flow methods.

Parameter Readings	Temperature (^{0}C)	pH	Conductivity (ms/cm)	Turbidity (NTUs)
Reading 1	24.49	6.54	0.204	248.00
Reading 2	21.35	6.09	0.176	98.50
Reading 3	21.02	5.82	0.168	325.00
Reading 4	20.79	5.77	0.167	289.00
Reading 5				
Reading 6				
Reading 7				
Reading 8				
Reading 9				
Reading 10				

Purged to Dryness: 7.0 gallons purged

Sample Information

Method of Sampling: Teflon bailer with teflon coated wire leads.

Decontamination procedures: Per EPA Region IV Science & Ecosystem Support Division (SESD) Operating Procedures (Nov. 2007).

Sample ID	Container	Preservative	Analyses
WC-0311-DPMW-28	40 ml glass	HCl	VOCs

Sample Transport and Preservation: Via hand delivery

Sample Destination: Analytical Environmental Services, Inc. Via: Hand Delivery

Chain of Custody completed: Yes

Peachtree Environmental Personnel: Jason P. Chappell, Virginia M. Holland

Monitoring Well Purging & Sampling Information

Peachtree Project: Woodall Creek	Project No.: 2665	Date: 3/7/11

Well Information

Well Identification No: RPMW-14	Location: Atlanta, Fulton County, Georgia
Well Diameter: 2-inch	Well Construction: Schedule 40 PVC

Total Well Depth from TOC:	50.00	feet
Depth to Water from TOC:	26.31	feet
Length of Static Water Column:	23.69	feet

NOTES:

Well Observations

General Condition of Well: Good	General Condition of surrounding area: Good
LNAPL observation: NA	Method of measure: NA

Volume of water in well = Height (Ht) of water in well x K

where: K =	0.17	(2-inch well)
	0.571	(3-inch well)
	0.652	(4-inch well)

Volume of water in well (Ht. x K):	4.03	gallons	12.08	gallons
		(1 well volume)		(3 well volumes)

Well Purging

Purging method: Adjustable flow-rate pump with one-time use disposable tubing using low-flow methods.

Parameter Readings	Temperature (^{0}C)	pH	Conductivity (ms/cm)	Turbidity (NTUs)
Reading 1	19.48	6.36	0.382	163.00
Reading 2	20.33	5.99	0.315	177.00
Reading 3	20.57	5.67	0.216	334.00
Reading 4	20.99	5.66	0.248	461.00
Reading 5				
Reading 6				
Reading 7				
Reading 8				
Reading 9				
Reading 10				

Purged to Dryness: 13.0 gallons purged

Sample Information

Method of Sampling: Teflon bailer with teflon coated wire leads.

Decontamination procedures: Per EPA Region IV Science & Ecosystem Support Division (SESD) Operating Procedures (Nov. 2007).

Sample ID	Container	Preservative	Analyses
WC-0311-RPMW-14	40 ml glass	HCl	VOCs

Sample Transport and Preservation: Via hand delivery

Sample Destination: Analytical Environmental Services, Inc. Via: Hand Delivery

Chain of Custody completed: Yes

Peachtree Environmental Personnel: Jason P. Chappell, Virginia M. Holland

Monitoring Well Purging & Sampling Information

Peachtree Project: Woodall Creek	Project No.: 2665	Date: 3/7/11

Well Information

Well Identification No: RPMW-15	Location: Atlanta, Fulton County, Georgia
Well Diameter: 2-inch	Well Construction: Schedule 40 PVC

Total Well Depth from TOC:	50.00	feet
Depth to Water from TOC:	21.45	feet
Length of Static Water Column:	28.55	feet

NOTES:

Well Observations

General Condition of Well: Good	General Condition of surrounding area: Good
LNAPL observation: NA	Method of measure: NA

Volume of water in well = Height (Ht) of water in well x K

where: K =	0.17	(2-inch well)
	0.571	(3-inch well)
	0.652	(4-inch well)

Volume of water in well (Ht. x K):	4.85	gallons	14.56	gallons
		(1 well volume)		(3 well volumes)

Well Purging

Purging method: Adjustable flow-rate pump with one-time use disposable tubing using low-flow methods.

Parameter Readings	Temperature (^{0}C)	pH	Conductivity (ms/cm)	Turbidity (NTUs)
Reading 1	24.40	5.80	0.200	84.70
Reading 2	23.21	5.63	0.214	71.80
Reading 3	22.45	5.62	0.217	630.00
Reading 4	22.23	5.62	0.212	175.00
Reading 5				
Reading 6				
Reading 7				
Reading 8				
Reading 9				
Reading 10				

Purged to Dryness: 15.0 gallons purged

Sample Information

Method of Sampling: Teflon bailer with teflon coated wire leads.

Decontamination procedures: Per EPA Region IV Science & Ecosystem Support Division (SESD) Operating Procedures (Nov. 2007).

Sample ID	Container	Preservative	Analyses
WC-0311-RPMW-15	40 ml glass	HCl	VOCs

Sample Transport and Preservation: Via hand delivery

Sample Destination: Analytical Environmental Services, Inc. Via: Hand Delivery

Chain of Custody completed: Yes

Peachtree Environmental Personnel: Jason P. Chappell, Virginia M. Holland

Monitoring Well Purging & Sampling Information

Peachtree Project: Woodall Creek | Project No.: 2665 | Date: 3/7/11

Well Information

Well Identification No: GPMW-11 | Location: Atlanta, Fulton County, Georgia

Well Diameter: 2-inch | Well Construction: Schedule 40 PVC

Total Well Depth from TOC: 39.00 feet

Depth to Water from TOC: 12.36 feet

Length of Static Water Column: 26.64 feet

NOTES:

Well Observations

General Condition of Well: Good | General Condition of surrounding area: Good

LNAPL observation: NA | Method of measure: NA

Volume of water in well = Height (Ht) of water in well x K

where: K = 0.17 (2-inch well)

0.571 (3-inch well)

0.652 (4-inch well)

Volume of water in well (Ht. x K): 4.53 gallons (1 well volume) | 13.59 gallons (3 well volumes)

Well Purging

Purging method: Adjustable flow-rate pump with one-time use disposable tubing using low-flow methods.

Parameter Readings	Temperature (^{0}C)	pH	Conductivity (ms/cm)	Turbidity (NTUs)
Reading 1	21.99	5.34	0.226	<1000
Reading 2	21.03	5.50	0.234	296.00
Reading 3	20.84	5.57	0.237	458.00
Reading 4	20.58	5.65	0.238	331.00
Reading 5	20.47	5.62	0.239	219.0
Reading 6	20.52	5.65	0.226	
Reading 7				
Reading 8				
Reading 9				
Reading 10				

Purged to Dryness: 14.0 gallons purged

Sample Information

Method of Sampling: Teflon bailer with teflon coated wire leads.

Decontamination procedures: Per EPA Region IV Science & Ecosystem Support Division (SESD) Operating Procedures (Nov. 2007).

Sample ID	Container	Preservative	Analyses
WC-0311-GPMW-11	40 ml glass	HCl	VOCs

Sample Transport and Preservation: Via hand delivery

Sample Destination: Analytical Environmental Services, Inc. Via: Hand Delivery

Chain of Custody completed: Yes

Peachtree Environmental Personnel: Arthur W. Picken, Michael H. Wilson

Monitoring Well Purging & Sampling Information

Peachtree Project: Woodall Creek	Project No.: 2665	Date: 3/7/11

Well Information

Well Identification No: RPMW-24	Location: Atlanta, Fulton County, Georgia
Well Diameter: 2-inch	Well Construction: Schedule 40 PVC
Total Well Depth from TOC:	50.00 feet
Depth to Water from TOC:	17.52 feet
Length of Static Water Column:	32.48 feet

NOTES:

Well Observations

General Condition of Well: Good	General Condition of surrounding area: Good
LNAPL observation: NA	Method of measure: NA

Volume of water in well = Height (Ht) of water in well x K

where: K =	0.17	(2-inch well)	
	0.571	(3-inch well)	
	0.652	(4-inch well)	
Volume of water in well (Ht. x K):	5.52	gallons	16.56 gallons
		(1 well volume)	(3 well volumes)

Well Purging

Purging method: Adjustable flow-rate pump with one-time use disposable tubing using low-flow methods.

Parameter Readings	Temperature (^{0}C)	pH	Conductivity (ms/cm)	Turbidity (NTUs)
Reading 1	19.73	5.94	0.344	84.70
Reading 2	20.07	5.83	0.338	125.00
Reading 3	20.05	5.76	0.341	5.70
Reading 4	20.05	5.77	0.341	1.40
Reading 5				
Reading 6				
Reading 7				
Reading 8				
Reading 9				
Reading 10				

Purged to Dryness: 17.0 gallons purged

Sample Information

Method of Sampling: Teflon bailer with teflon coated wire leads.

Decontamination procedures: Per EPA Region IV Science & Ecosystem Support Division (SESD) Operating Procedures (Nov. 2007).

Sample ID	Container	Preservative	Analyses
WC-0311-RPMW-24	40 ml glass	HCl	VOCs

Sample Transport and Preservation: Via hand delivery

Sample Destination: Analytical Environmental Services, Inc. Via: Hand Delivery

Chain of Custody completed: Yes

Peachtree Environmental Personnel: Jason P. Chappell, Virginia M. Holland

Monitoring Well Purging & Sampling Information

Peachtree Project: Woodall Creek | Project No.: 2665 | Date: 3/8/11

Well Information

Well Identification No: GPMW-19 | Location: Atlanta, Fulton County, Georgia

Well Diameter: 2-inch | Well Construction: Schedule 40 PVC

Total Well Depth from TOC: 36.00 feet

Depth to Water from TOC: 12.91 feet

Length of Static Water Column: 23.09 feet

NOTES:

Well Observations

General Condition of Well: Good | General Condition of surrounding area: Good

LNAPL observation: NA | Method of measure: NA

Volume of water in well = Height (Ht) of water in well x K

where: K = 0.17 (2-inch well)

0.571 (3-inch well)

0.652 (4-inch well)

Volume of water in well (Ht. x K): 3.93 gallons (1 well volume) | 11.78 gallons (3 well volumes)

Well Purging

Purging method: Adjustable flow-rate pump with one-time use disposable tubing using low-flow methods.

Parameter Readings	Temperature (^{0}C)	pH	Conductivity (ms/cm)	Turbidity (NTUs)
Reading 1	23.31	6.22	0.178	<1000
Reading 2	23.26	6.06	0.209	299.00
Reading 3	22.67	5.93	0.209	119.00
Reading 4	22.28	5.87	0.212	47.60
Reading 5	21.95	5.75	0.213	8.5
Reading 6				
Reading 7				
Reading 8				
Reading 9				
Reading 10				

Purged to Dryness: 12.0 gallons purged

Sample Information

Method of Sampling: Teflon bailer with teflon coated wire leads.

Decontamination procedures: Per EPA Region IV Science & Ecosystem Support Division (SESD) Operating Procedures (Nov. 2007).

Sample ID	Container	Preservative	Analyses
WC-0311-GPMW-19	40 ml glass	HCl	VOCs

Sample Transport and Preservation: Via hand delivery

Sample Destination: Analytical Environmental Services, Inc. | Via: Hand Delivery

Chain of Custody completed: Yes

Peachtree Environmental Personnel: Arthur W. Picken, Michael H. Wilson, Jason P. Chappell, William H. Lucas

Monitoring Well Purging & Sampling Information

Peachtree Project: Woodall Creek	Project No.: 2665	Date: 3/8/11

Well Information

Well Identification No: GPMW-20	Location: Atlanta, Fulton County, Georgia
Well Diameter: 2-inch	Well Construction: Schedule 40 PVC
Total Well Depth from TOC:	40.00 feet
Depth to Water from TOC:	10.93 feet
Length of Static Water Column:	29.07 feet

NOTES:

Well Observations

General Condition of Well: Good	General Condition of surrounding area: Good
LNAPL observation: NA	Method of measure: NA

Volume of water in well = Height (Ht) of water in well x K

where: K =	0.17	(2-inch well)	
	0.571	(3-inch well)	
	0.652	(4-inch well)	
Volume of water in well (Ht. x K):	4.94	gallons	14.83 gallons
		(1 well volume)	(3 well volumes)

Well Purging

Purging method: Adjustable flow-rate pump with one-time use disposable tubing using low-flow methods.

Parameter Readings	Temperature (^{0}C)	pH	Conductivity (ms/cm)	Turbidity (NTUs)
Reading 1	18.93	6.07	0.255	680.00
Reading 2	18.48	5.95	0.239	110.00
Reading 3	18.39	5.90	0.239	9.20
Reading 4				
Reading 5				
Reading 6				
Reading 7				
Reading 8				
Reading 9				
Reading 10				

Purged to Dryness: 15.0 gallons purged

Sample Information

Method of Sampling: Teflon bailer with teflon coated wire leads.

Decontamination procedures: Per EPA Region IV Science & Ecosystem Support Division (SESD) Operating Procedures (Nov. 2007).

Sample ID	Container	Preservative	Analyses
WC-0311-GPMW-20	40 ml glass	HCl	VOCs

Sample Transport and Preservation: Via hand delivery

Sample Destination: Analytical Environmental Services, Inc. Via: Hand Delivery

Chain of Custody completed: Yes

Peachtree Environmental Personnel: Arthur W. Picken, Michael H. Wilson, Jason P. Chappell, William H. Lucas

Monitoring Well Purging & Sampling Information

Peachtree Project: Woodall Creek	Project No.: 2665	Date: 3/8/11

Well Information

Well Identification No: GPMW-18	Location: Atlanta, Fulton County, Georgia
Well Diameter: 2-inch	Well Construction: Schedule 40 PVC
Total Well Depth from TOC:	40.00 feet
Depth to Water from TOC:	10.28 feet
Length of Static Water Column:	29.72 feet

NOTES:

Well Observations

General Condition of Well: Good	General Condition of surrounding area: Good
LNAPL observation: NA	Method of measure: NA

Volume of water in well = Height (Ht) of water in well x K

where: K =	0.17	(2-inch well)	
	0.571	(3-inch well)	
	0.652	(4-inch well)	
Volume of water in well (Ht. x K):	5.05	gallons	15.16 gallons
		(1 well volume)	(3 well volumes)

Well Purging

Purging method: Adjustable flow-rate pump with one-time use disposable tubing using low-flow methods.

Parameter Readings	Temperature (^{0}C)	pH	Conductivity (ms/cm)	Turbidity (NTUs)
Reading 1	21.17	6.03	0.226	56.00
Reading 2	19.54	5.96	0.221	329.00
Reading 3	19.31	5.96	0.222	83.20
Reading 4	19.3	5.98	0.221	34.90
Reading 5	19.17	5.99	0.221	12.4
Reading 6				
Reading 7				
Reading 8				
Reading 9				
Reading 10				

Purged to Dryness: 16.0 gallons purged

Sample Information

Method of Sampling: Teflon bailer with teflon coated wire leads.

Decontamination procedures: Per EPA Region IV Science & Ecosystem Support Division (SESD) Operating Procedures (Nov. 2007).

Sample ID	Container	Preservative	Analyses
WC-0311-GPMW-18	40 ml glass	HCl	VOCs

Sample Transport and Preservation: Via hand delivery

Sample Destination: Analytical Environmental Services, Inc. Via: Hand Delivery

Chain of Custody completed: Yes

Peachtree Environmental Personnel: Arthur W. Picken, Michael H. Wilson, Jason P. Chappell, William H. Lucas

Monitoring Well Purging & Sampling Information

Peachtree Project: Woodall Creek	Project No.: 2665	Date: 3/8/11

Well Information

Well Identification No: JPMW-23	Location: Atlanta, Fulton County, Georgia
Well Diameter: 2-inch	Well Construction: Schedule 40 PVC
Total Well Depth from TOC:	49.00 feet
Depth to Water from TOC:	11.22 feet
Length of Static Water Column:	37.78 feet

NOTES:

Well Observations

General Condition of Well: Good	General Condition of surrounding area: Good
LNAPL observation: NA	Method of measure: NA

Volume of water in well = Height (Ht) of water in well x K

where: K =	0.17	(2-inch well)	
	0.571	(3-inch well)	
	0.652	(4-inch well)	
Volume of water in well (Ht. x K):	6.42	gallons	19.27 gallons
		(1 well volume)	(3 well volumes)

Well Purging

Purging method: Adjustable flow-rate pump with one-time use disposable tubing using low-flow methods.

Parameter Readings	Temperature (^{0}C)	pH	Conductivity (ms/cm)	Turbidity (NTUs)
Reading 1	20.52	5.67	0.271	320.00
Reading 2	19.87	5.34	0.209	199.00
Reading 3	1.67	5.30	0.199	69.00
Reading 4	19.45	5.32	0.199	32.00
Reading 5	19.39	5.36	0.199	7.3
Reading 6	19.13	5.54	0.114	14.9
Reading 7	19.16	5.43	0.194	8.9
Reading 8	19..14	5.45	0.199	5.3
Reading 9				
Reading 10				

Purged to Dryness: 20.0 gallons purged

Sample Information

Method of Sampling: Teflon bailer with teflon coated wire leads.

Decontamination procedures: Per EPA Region IV Science & Ecosystem Support Division (SESD) Operating Procedures (Nov. 2007).

Sample ID	Container	Preservative	Analyses
WC-0311-JPMW-23	40 ml glass	HCl	VOCs

Sample Transport and Preservation: Via hand delivery

Sample Destination: Analytical Environmental Services, Inc. Via: Hand Delivery

Chain of Custody completed: Yes

Peachtree Environmental Personnel: Arthur W. Picken, Michael H. Wilson, Jason P. Chappell, William H. Lucas

Monitoring Well Purging & Sampling Information

Peachtree Project: Woodall Creek | Project No.: 2665 | Date: 3/8/11

Well Information

Well Identification No: JPMW-22 | Location: Atlanta, Fulton County, Georgia

Well Diameter: 2-inch | Well Construction: Schedule 40 PVC

Total Well Depth from TOC: 50.00 feet

Depth to Water from TOC: 12.60 feet

Length of Static Water Column: 37.40 feet

NOTES:

Well Observations

General Condition of Well: Good | General Condition of surrounding area: Good

LNAPL observation: NA | Method of measure: NA

Volume of water in well = Height (Ht) of water in well x K

where: K = 0.17 (2-inch well)

0.571 (3-inch well)

0.652 (4-inch well)

Volume of water in well (Ht. x K): 6.36 gallons (1 well volume) | 19.07 gallons (3 well volumes)

Well Purging

Purging method: Adjustable flow-rate pump with one-time use disposable tubing using low-flow methods.

Parameter Readings	Temperature (^{0}C)	pH	Conductivity (ms/cm)	Turbidity (NTUs)
Reading 1	18.07	5.47	0.220	764.00
Reading 2	18.03	5.33	0.214	270.00
Reading 3	17.96	5.31	0.216	84.50
Reading 4	17.95	5.29	0.216	93.50
Reading 5	17.91	5.27	0.217	32.0
Reading 6				
Reading 7				
Reading 8				
Reading 9				
Reading 10				

Purged to Dryness: 32.0 gallons purged

Sample Information

Method of Sampling: Teflon bailer with teflon coated wire leads.

Decontamination procedures: Per EPA Region IV Science & Ecosystem Support Division (SESD) Operating Procedures (Nov. 2007).

Sample ID	Container	Preservative	Analyses
WC-0311-JPMW-22	40 ml glass	HCl	VOCs

Sample Transport and Preservation: Via hand delivery

Sample Destination: Analytical Environmental Services, Inc. | Via: Hand Delivery

Chain of Custody completed: Yes

Peachtree Environmental Personnel: Arthur W. Picken, Michael H. Wilson, Jason P. Chappell, William H. Lucas

Monitoring Well Purging & Sampling Information

Peachtree Project: Woodall Creek | Project No.: 2665 | Date: 3/8/11

Well Information

Well Identification No: JPMW-21 | Location: Atlanta, Fulton County, Georgia

Well Diameter: 2-inch | Well Construction: Schedule 40 PVC

Total Well Depth from TOC: 38.50 feet

Depth to Water from TOC: 7.06 feet

Length of Static Water Column: 31.44 feet

NOTES:

Well Observations

General Condition of Well: Good | General Condition of surrounding area: Good

LNAPL observation: NA | Method of measure: NA

Volume of water in well = Height (Ht) of water in well x K

where: K = 0.17 (2-inch well)

0.571 (3-inch well)

0.652 (4-inch well)

Volume of water in well (Ht. x K): 5.34 gallons (1 well volume) | 16.03 gallons (3 well volumes)

Well Purging

Purging method: Adjustable flow-rate pump with one-time use disposable tubing using low-flow methods.

Parameter Readings	Temperature (^{0}C)	pH	Conductivity (ms/cm)	Turbidity (NTUs)
Reading 1	18.37	5.37	0.194	330.00
Reading 2	18.31	5.36	0.193	250.00
Reading 3	18.37	5.39	0.196	61.00
Reading 4	18.37	5.40	0.199	31.00
Reading 5	18.38	5.39	0.194	9.5
Reading 6				
Reading 7				
Reading 8				
Reading 9				
Reading 10				

Purged to Dryness: 26.0 gallons purged

Sample Information

Method of Sampling: Teflon bailer with teflon coated wire leads.

Decontamination procedures: Per EPA Region IV Science & Ecosystem Support Division (SESD) Operating Procedures (Nov. 2007).

Sample ID	Container	Preservative	Analyses
WC-0311-JPMW-21	40 ml glass	HCl	VOCs

Sample Transport and Preservation: Via hand delivery

Sample Destination: Analytical Environmental Services, Inc. Via: Hand Delivery

Chain of Custody completed: Yes

Peachtree Environmental Personnel: Arthur W. Picken, Michael H. Wilson, Jason P. Chappell, William H. Lucas

Monitoring Well Purging & Sampling Information

Peachtree Project: Woodall Creek | Project No.: 2665 | Date: 3/11/11

Well Information

Well Identification No: JPMW-16 | Location: Atlanta, Fulton County, Georgia

Well Diameter: 2-inch | Well Construction: Schedule 40 PVC

Total Well Depth from TOC: 50.00 feet

Depth to Water from TOC: 20.95 feet

Length of Static Water Column: 29.05 feet

NOTES:

Well Observations

General Condition of Well: Good | General Condition of surrounding area: Good

LNAPL observation: NA | Method of measure: NA

Volume of water in well = Height (Ht) of water in well x K

where: K = 0.17 (2-inch well)

0.571 (3-inch well)

0.652 (4-inch well)

Volume of water in well (Ht. x K): 4.94 gallons (1 well volume) | 14.82 gallons (3 well volumes)

Well Purging

Purging method: Adjustable flow-rate pump with one-time use disposable tubing using low-flow methods.

Parameter Readings	Temperature (^{0}C)	pH	Conductivity (ms/cm)	Turbidity (NTUs)
Reading 1	20.15	6.06	0.361	184.00
Reading 2	20.96	5.67	0.321	149.00
Reading 3	21.24	5.47	0.259	20.00
Reading 4	21.08	5.46	0.251	8.90
Reading 5				
Reading 6				
Reading 7				
Reading 8				
Reading 9				
Reading 10				

Purged to Dryness:

Sample Information

Method of Sampling: Teflon bailer with teflon coated wire leads.

Decontamination procedures: Per EPA Region IV Science & Ecosystem Support Division (SESD) Operating Procedures (Nov. 2007).

Sample ID	Container	Preservative	Analyses
WC-0311-JPMW-16	40 ml glass	HCl	VOCs

Sample Transport and Preservation: Via hand delivery

Sample Destination: Analytical Environmental Services, Inc. Via: Hand Delivery

Chain of Custody completed: Yes

Peachtree Environmental Personnel: Michael H. Wilson, Jason P. Chappell

Monitoring Well Purging & Sampling Information

Peachtree Project: Woodall Creek	Project No.: 2665	Date: 3/11/11

Well Information

Well Identification No: JPMW-17	Location: Atlanta, Fulton County, Georgia
Well Diameter: 2-inch	Well Construction: Schedule 40 PVC

Total Well Depth from TOC:	50.00	feet
Depth to Water from TOC:	14.75	feet
Length of Static Water Column:	35.25	feet

NOTES:

Well Observations

General Condition of Well: Good	General Condition of surrounding area: Good
LNAPL observation: NA	Method of measure: NA

Volume of water in well = Height (Ht) of water in well x K

where: K =	0.17	(2-inch well)
	0.571	(3-inch well)
	0.652	(4-inch well)

Volume of water in well (Ht. x K):	5.99	gallons	17.98	gallons
		(1 well volume)		(3 well volumes)

Well Purging

Purging method: Adjustable flow-rate pump with one-time use disposable tubing using low-flow methods.

Parameter Readings	Temperature (^{0}C)	pH	Conductivity (ms/cm)	Turbidity (NTUs)
Reading 1	19.13	5.48	0.299	242.00
Reading 2	19.37	5.56	0.413	255.00
Reading 3	19.31	5.53	0.399	83.60
Reading 4	19.15	5.58	0.399	26.50
Reading 5	19.17	5.54	0.321	9.8
Reading 6				
Reading 7				
Reading 8				
Reading 9				
Reading 10				

Purged to Dryness:

Sample Information

Method of Sampling: Teflon bailer with teflon coated wire leads.

Decontamination procedures: Per EPA Region IV Science & Ecosystem Support Division (SESD) Operating Procedures (Nov. 2007).

Sample ID	Container	Preservative	Analyses
WC-0311-JPMW-17	40 ml glass	HCl	VOCs

Sample Transport and Preservation: Via hand delivery

Sample Destination: Analytical Environmental Services, Inc. Via: Hand Delivery

Chain of Custody completed: Yes

Peachtree Environmental Personnel: Michael H. Wilson, Jason P. Chappell

Monitoring Well Purging & Sampling Information

Peachtree Project: Woodall Creek	Project No.: 2665	Date: 3/14/11

Well Information

Well Identification No: HSMW-15	Location: Atlanta, Fulton County, Georgia
Well Diameter: 2-inch	Well Construction: Schedule 40 PVC

Total Well Depth from TOC:	18.10	feet
Depth to Water from TOC:	13.91	feet
Length of Static Water Column:	4.19	feet

NOTES:

Well Observations

General Condition of Well: Good	General Condition of surrounding area: Good
LNAPL observation: NA	Method of measure: NA

Volume of water in well = Height (Ht) of water in well x K

where: K =	0.17	(2-inch well)
	0.571	(3-inch well)
	0.652	(4-inch well)

Volume of water in well (Ht. x K):	0.71	gallons	2.14	gallons
		(1 well volume)		(3 well volumes)

Well Purging

Purging method: Teflon bailer with teflon coated wire leads.

Parameter Readings	Temperature (^{0}C)	pH	Conductivity (ms/cm)	Turbidity (NTUs)
Reading 1	15.68	6.06	0.258	300.00
Reading 2	16.37	6.15	0.256	31.00
Reading 3				
Reading 4				
Reading 5				
Reading 6				
Reading 7				
Reading 8				
Reading 9				
Reading 10				

Purged to Dryness: Dry after two well volumes

Sample Information

Method of Sampling: Teflon bailer with teflon coated wire leads.

Decontamination procedures: Per EPA Region IV Science and Ecosystem Support Division (SESD) Operating Procedures, May 2007.

Sample ID	Container	Preservative	Analyses
WC-0311-HSMW-15	40 ml glass	HCl	VOCs

Sample Transport and Preservation: Via hand delivery

Sample Destination: Analytical Environmental Services, Inc. Via: Hand Delivery

Chain of Custody completed: Yes

Peachtree Environmental Personnel: Michael H. Wilson, Jason P. Chappell

Monitoring Well Purging & Sampling Information

Peachtree Project: Woodall Creek	Project No.: 2665	Date: 3/17/11

Well Information

Well Identification No: DPMW-2	Location: Atlanta, Fulton County, Georgia
Well Diameter: 2-inch	Well Construction: Schedule 40 PVC
Total Well Depth from TOC:	30.00 feet
Depth to Water from TOC:	17.63 feet
Length of Static Water Column:	12.37 feet

NOTES:

Well Observations

General Condition of Well: Good	General Condition of surrounding area: Good
LNAPL observation: NA	Method of measure: NA

Volume of water in well = Height (Ht) of water in well x K

where: K =	0.17	(2-inch well)	
	0.571	(3-inch well)	
	0.652	(4-inch well)	
Volume of water in well (Ht. x K):	2.10	gallons	6.31 gallons
		(1 well volume)	(3 well volumes)

Well Purging

Purging method: Adjustable flow-rate pump with one-time use disposable tubing using low-flow methods.

Parameter Readings	Temperature (^{0}C)	pH	Conductivity (ms/cm)	Turbidity (NTUs)
Reading 1	13.21	5.82	0.317	49.60
Reading 2	12.6	5.59	0.315	12.30
Reading 3	12.54	5.63	0.315	7.05
Reading 4	12.54	5.62	0.315	3.45
Reading 5				
Reading 6				
Reading 7				
Reading 8				
Reading 9				
Reading 10				

Purged to Dryness: 7.0 gallons purged

Sample Information

Method of Sampling: Teflon bailer with teflon coated wire leads.

Decontamination procedures: Per EPA Region IV Science & Ecosystem Support Division (SESD) Operating Procedures (Nov. 2007).

Sample ID	Container	Preservative	Analyses
WC-0311-DPMW-2	40 ml glass	HCl	VOCs

Sample Transport and Preservation: Via hand delivery

Sample Destination: Analytical Environmental Services, Inc. Via: Hand Delivery

Chain of Custody completed: Yes

Peachtree Environmental Personnel: Arthur W. Picken, Virginia M. Holland

Monitoring Well Purging & Sampling Information

Peachtree Project: Woodall Creek	Project No.: 2665	Date: 3/21/11

Well Information

Well Identification No: MPMW-19	Location: Atlanta, Fulton County, Georgia
Well Diameter: 2-inch	Well Construction: Schedule 40 PVC

Total Well Depth from TOC:	17.00	feet
Depth to Water from TOC:	12.30	feet
Length of Static Water Column:	4.70	feet

NOTES:

Well Observations

General Condition of Well: Good	General Condition of surrounding area: Good
LNAPL observation: NA	Method of measure: NA

Volume of water in well = Height (Ht) of water in well x K

where: K =	0.17	(2-inch well)
	0.571	(3-inch well)
	0.652	(4-inch well)

Volume of water in well (Ht. x K):	0.80	gallons	2.40	gallons
		(1 well volume)		(3 well volumes)

Well Purging

Purging method: Adjustable flow-rate pump with one-time use disposable tubing using low-flow methods.

Parameter Readings	Temperature (^{0}C)	pH	Conductivity (ms/cm)	Turbidity (NTUs)
Reading 1	20.82	5.96	0.233	414.00
Reading 2	20.23	5.79	0.260	131.00
Reading 3	19.94	5.82	0.267	7.29
Reading 4	19.78	5.83	0.271	3.82
Reading 5				
Reading 6				
Reading 7				
Reading 8				
Reading 9				
Reading 10				

Purged to Dryness: 4.0 gallons purged

Sample Information

Method of Sampling: Teflon bailer with teflon coated wire leads.

Decontamination procedures: Per EPA Region IV Science & Ecosystem Support Division (SESD) Operating Procedures (Nov. 2007).

Sample ID	Container	Preservative	Analyses
WC-0311-MW-MW-19	40 ml glass	HCl	VOCs

Sample Transport and Preservation: Via hand delivery

Sample Destination: Analytical Environmental Services, Inc. Via: Hand Delivery

Chain of Custody completed: Yes

Peachtree Environmental Personnel: Arthur W. Picken, Virginia M. Holland

APPENDIX C

ANALYTICAL ENVIRONMENTAL SERVICES, INC. LABORATORY ACCREDITATION AND ANALYTICAL DATA REPORTS

AES

ANALYTICAL ENVIRONMENTAL SERVICES, INC.

March 14, 2011

Art Picken
Peachtree Environmental
5384 Chaversham Lane
Norcross GA 300922167

TEL: (770) 449-6100
FAX: (770) 449-6119

RE: Woodall Creek

Dear Art Picken: Order No: 1103105

Analytical Environmental Services, Inc. received 17samples on March 1, 2011 5:40 pm for the analyses presented in following report.

No problems were encountered during the analyses. Additionally, all results for the associated Quality Control samples were within EPA and/or AES established limits. Any discrepancies associated with the analyses contained herein will be noted and submitted in the form of a project Case Narrative.
AES' certifications are as follows:
-NELAC/Florida Certification number E87582 for analysis of Environmental Water, soil/hazardous waste, and Drinking Water Microbiology, effective 07/01/10-06/30/11.
-AIHA Certification ID #100671 for Industrial Hygiene samples (Organics, Inorganics), Environmental Lead (Paint, Soil, Dust Wipes, Air), and Environmental Microbiology (Fungal) effective until 09/01/11.

These results relate only to the items tested. This report may only be reproduced in full.

If you have any questions regarding these test results, please feel free to call.

Alysse Kowalski

Alysse Kowalski
Project Manager

Revision 3/14/2011

ANALYTICAL ENVIRONMENTAL SERVICES, INC
3785 Presidential Parkway, Atlanta GA 30340-3704
AES TEL.: (770) 457-8177 / TOLL-FREE (800) 972-4889 / FAX: (770) 457-8188

CHAIN OF CUSTODY

Work Order: 11C3105

Date: 3/1/11 Page 1 of 2

COMPANY: Peachtree Environmental, Inc.

ADDRESS: 5384 Chaversham Ln. Norcross, GA 30092

PHONE: 770-449-6100

FAX:

SAMPLED BY: Art W. Pichen & Virginia M. Holland

SIGNATURE: Virginia M. Holland

ANALYSIS REQUESTED: VOCs

PRESERVATION (See codes): H+I

Visit our website www.aesatlanta.com to check on the status of your results, place bottle orders, etc.

#	SAMPLE ID	SAMPLED DATE	SAMPLED TIME	Grab	Composite	Matrix (See codes)	REMARKS	No # of Containers
1	WC-0211-SMFMW-8	2/28/11	10:25 AM	X		GW		2
2	WC-0211-SMFMW-6		11:15 AM					2
3	WC-0211-SMFMW-11		11:55 AM					2
4	WC-0211-SMFMW-7		1:45 PM					2
5	WC-0211-SMFMW-DS-1		1:50 PM					2
6	WC-0211-SMFMW-3		2:25 PM					2
7	WC-0211-SMFMW-4		2:50 PM					2
8	WC-0311-SMFMW-17	3/1/11	10:15 AM					2
9	WC-0311-SMFMW-DS-3		11:25 AM					2
10	WC-0311-SMFMW-DS-3D		11:25 AM					2
11	WC-0311-SMFMW-9		12:05 PM					2
12	WC-0311-SMFMW-10		12:30 PM					2
13	WC-0311-SMFMW-1		1:38 PM					2
14	WC-0311-SMFMW-2		2:03 PM					2

RELINQUISHED BY	DATE/TIME	RECEIVED BY	DATE/TIME
1 Virginia M. Holland	3/1/11 5:40PM	1 W Downey	3/1/11 5:40 PM
2		2	
3		3	

PROJECT INFORMATION

PROJECT NAME: Woodall Creek

PROJECT #: 2665

SITE ADDRESS: Atlanta, GA

SEND REPORT TO: A. Pichen, W. Lucas, C. MacPherson

INVOICE TO: (IF DIFFERENT FROM ABOVE)

QUOTE #: PO#:

RECEIPT

Total # of Containers: 28

Turnaround Time Request
- (X) Standard 5 Business Days
- ( ) 2 Business Day Rush
- ( ) Next Business Day Rush
- ( ) Same Day Rush **(auth req.)**
- ( ) Other

STATE PROGRAM (if any):

E-mail? (Y) N, Fax? Y / N

DATA PACKAGE: (I) II III IV

SPECIAL INSTRUCTIONS/COMMENTS:

SHIPMENT METHOD

OUT / / VIA:

IN / / VIA:

(CLIENT) FedEx UPS MAIL COURIER GREYHOUND OTHER

SAMPLES RECEIVED AFTER 3PM OR SATURDAY ARE CONSIDERED AS RECEIVED ON THE NEXT BUSINESS DAY; IF NO TAT IS MARKED ON COC AES WILL PROCEED AS STANDARD TAT.
SAMPLES ARE DISPOSED OF 30 DAYS AFTER COMPLETION OF REPORT UNLESS OTHER ARRANGEMENTS ARE MADE.

MATRIX CODES: A = Air GW = Groundwater SE = Sediment SO = Soil SW = Surface Water W = Water (Blanks) DW = Drinking Water (Blanks) O = Other (specify)

PRESERVATIVE CODES H+I = Hydrochloric acid + ice I = Ice only N = Nitric acid S+I = Sulfuric acid + ice S/M+I = Sodium Bisulfate/Methanol + ice O = Other (specify) NA = None

White Copy - Original; Yellow Copy - Client

ANALYTICAL ENVIRONMENTAL SERVICES, INC

3785 Presidential Parkway, Atlanta GA 30340-3704

TEL.: (770) 457-8177 / TOLL-FREE (800) 972-4889 / FAX: (770) 457-8188

CHAIN OF CUSTODY

Work Order: 1103105

Date: 3/1/11 Page 2 of 2

COMPANY:	ADDRESS:
Peachtree Environmental, Inc.	5384 Chaversham Ln. Norcross, GA 30092
PHONE: 770-449-6100	FAX:
SAMPLED BY: Art. W. Picken & Virginia M. Holland	SIGNATURE: Virginia M. Holland

#	SAMPLE ID	SAMPLED DATE	SAMPLED TIME	Grab	Composite	Matrix (See codes)	VOCs	PRESERVATION (See codes) H+I	REMARKS	No # of Containers
1	WC-0311-SMF MW-14	3/1/11	3:15 PM	X		GW	X	X		2
2	WC-0311-SMF MW-13	3/1/11	4:00 PM	X		GW	X	X		2
3	Trip Blank									2
4	Temp Blank									1
5										
6										
7										
8										
9										
10										
11										
12										
13										
14										

ANALYSIS REQUESTED

Visit our website www.aesatlanta.com to check on the status of your results, place bottle orders, etc.

RELINQUISHED BY	DATE/TIME	RECEIVED BY	DATE/TIME
1. Virginia M. Holland	3/1/11 5:40 PM	1. [signature]	3/1/11 5:40 pm
2.		2.	
3.		3.	

PROJECT INFORMATION

PROJECT NAME: Woodall Creek

PROJECT #: 2665

SITE ADDRESS: Atlanta, GA

SEND REPORT TO: A. Picken, W. Lucas, C. MacPherson

INVOICE TO (IF DIFFERENT FROM ABOVE):

QUOTE #: PO#:

RECEIPT

Total # of Containers: 7

Turnaround Time Request

- (X) Standard 5 Business Days
- ( ) 2 Business Day Rush
- ( ) Next Business Day Rush
- ( ) Same Day Rush (auth req.)
- ( ) Other

STATE PROGRAM (if any):

E-mail? (Y) / N; Fax? Y / N

DATA PACKAGE: (I) II III IV

SPECIAL INSTRUCTIONS/COMMENTS:

SHIPMENT METHOD

OUT / / VIA:

IN / / VIA:

(CLIENT) FedEx UPS MAIL COURIER GREYHOUND OTHER

SAMPLES RECEIVED AFTER 3PM OR SATURDAY ARE CONSIDERED AS RECEIVED ON THE NEXT BUSINESS DAY; IF NO TAT IS MARKED ON COC AES WILL PROCEED AS STANDARD TAT.

SAMPLES ARE DISPOSED OF 30 DAYS AFTER COMPLETION OF REPORT UNLESS OTHER ARRANGEMENTS ARE MADE.

MATRIX CODES: A = Air GW = Groundwater SE = Sediment SO = Soil SW = Surface Water W = Water (Blanks) DW = Drinking Water (Blanks) O = Other (specify)

PRESERVATIVE CODES: H+I = Hydrochloric acid + ice I = Ice only N = Nitric acid S+I = Sulfuric acid + ice S/M+I = Sodium Bisulfate/Methanol + ice O = Other (specify) NA = None

White Copy - Original; Yellow Copy - Client

Analytical Environmental Services, Inc

Date: 14-Mar-11

Client: Peachtree Environmental
Project: Woodall Creek
Lab ID: 1103105

Case Narrative

For sample 1103105-011A (WC-0311-SMFMW-9) one vial was received broken. The lab proceeded with analysis on the remaining sample vials.

Analytical Environmental Services, Inc

Date: 14-Mar-11

Client:	Peachtree Environmental	**Client Sample ID:**	WC-0211-SMFMW-18
Project Name:	Woodall Creek	**Collection Date:**	2/28/2011 10:25:00 AM
Lab ID:	1103105-001	**Matrix:**	Groundwater

Analyses	Result	Reporting Limit	Qual	Units	BatchID	Dilution Factor	Date Analyzed	Analyst
TCL VOLATILE ORGANICS SW8260B				**(SW5030B)**				
1,1,1-Trichloroethane	BRL	5.0		ug/L	143062	1	03/04/2011 18:01	SB
1,1,2,2-Tetrachloroethane	BRL	5.0		ug/L	143062	1	03/04/2011 18:01	SB
1,1,2-Trichloroethane	BRL	5.0		ug/L	143062	1	03/04/2011 18:01	SB
1,1-Dichloroethane	BRL	5.0		ug/L	143062	1	03/04/2011 18:01	SB
1,1-Dichloroethene	BRL	5.0		ug/L	143062	1	03/04/2011 18:01	SB
1,2,4-Trichlorobenzene	BRL	5.0		ug/L	143062	1	03/04/2011 18:01	SB
1,2-Dibromo-3-chloropropane	BRL	5.0		ug/L	143062	1	03/04/2011 18:01	SB
1,2-Dibromoethane	BRL	5.0		ug/L	143062	1	03/04/2011 18:01	SB
1,2-Dichlorobenzene	BRL	5.0		ug/L	143062	1	03/04/2011 18:01	SB
1,2-Dichloroethane	BRL	5.0		ug/L	143062	1	03/04/2011 18:01	SB
1,2-Dichloropropane	BRL	5.0		ug/L	143062	1	03/04/2011 18:01	SB
1,3-Dichlorobenzene	BRL	5.0		ug/L	143062	1	03/04/2011 18:01	SB
1,4-Dichlorobenzene	BRL	5.0		ug/L	143062	1	03/04/2011 18:01	SB
2-Butanone	BRL	50		ug/L	143062	1	03/04/2011 18:01	SB
2-Hexanone	BRL	10		ug/L	143062	1	03/04/2011 18:01	SB
4-Methyl-2-pentanone	BRL	10		ug/L	143062	1	03/04/2011 18:01	SB
Acetone	BRL	50		ug/L	143062	1	03/04/2011 18:01	SB
Benzene	BRL	5.0		ug/L	143062	1	03/04/2011 18:01	SB
Bromodichloromethane	BRL	5.0		ug/L	143062	1	03/04/2011 18:01	SB
Bromoform	BRL	5.0		ug/L	143062	1	03/04/2011 18:01	SB
Bromomethane	BRL	5.0		ug/L	143062	1	03/04/2011 18:01	SB
Carbon disulfide	BRL	5.0		ug/L	143062	1	03/04/2011 18:01	SB
Carbon tetrachloride	BRL	5.0		ug/L	143062	1	03/04/2011 18:01	SB
Chlorobenzene	BRL	5.0		ug/L	143062	1	03/04/2011 18:01	SB
Chloroethane	BRL	10		ug/L	143062	1	03/04/2011 18:01	SB
Chloroform	BRL	5.0		ug/L	143062	1	03/04/2011 18:01	SB
Chloromethane	BRL	10		ug/L	143062	1	03/04/2011 18:01	SB
cis-1,2-Dichloroethene	BRL	5.0		ug/L	143062	1	03/04/2011 18:01	SB
cis-1,3-Dichloropropene	BRL	5.0		ug/L	143062	1	03/04/2011 18:01	SB
Cyclohexane	BRL	5.0		ug/L	143062	1	03/04/2011 18:01	SB
Dibromochloromethane	BRL	5.0		ug/L	143062	1	03/04/2011 18:01	SB
Dichlorodifluoromethane	BRL	10		ug/L	143062	1	03/04/2011 18:01	SB
Ethylbenzene	BRL	5.0		ug/L	143062	1	03/04/2011 18:01	SB
Freon-113	BRL	10		ug/L	143062	1	03/04/2011 18:01	SB
Isopropylbenzene	BRL	5.0		ug/L	143062	1	03/04/2011 18:01	SB
m,p-Xylene	BRL	5.0		ug/L	143062	1	03/04/2011 18:01	SB
Methyl acetate	BRL	5.0		ug/L	143062	1	03/04/2011 18:01	SB
Methyl tert-butyl ether	BRL	5.0		ug/L	143062	1	03/04/2011 18:01	SB
Methylcyclohexane	BRL	5.0		ug/L	143062	1	03/04/2011 18:01	SB
Methylene chloride	BRL	5.0		ug/L	143062	1	03/04/2011 18:01	SB
o-Xylene	BRL	5.0		ug/L	143062	1	03/04/2011 18:01	SB

Qualifiers:

- * Value exceeds maximum contaminant level
- BRL Below reporting limit
- H Holding times for preparation or analysis exceeded
- N Analyte not NELAC certified
- B Analyte detected in the associated method blank
- > Greater than Result value
- E Estimated (value above quantitation range)
- S Spike Recovery outside limits due to matrix
- Narr See case narrative
- NC Not confirmed
- < Less than Result value
- J Estimated value detected below Reporting Limit

Analytical Environmental Services, Inc **Date:** 14-Mar-11

Client:	Peachtree Environmental	**Client Sample ID:**	WC-0211-SMFMW-18
Project Name:	Woodall Creek	**Collection Date:**	2/28/2011 10:25:00 AM
Lab ID:	1103105-001	**Matrix:**	Groundwater

Analyses	Result	Reporting Limit	Qual	Units	BatchID	Dilution Factor	Date Analyzed	Analyst
TCL VOLATILE ORGANICS SW8260B				**(SW5030B)**				
Styrene	BRL	5.0		ug/L	143062	1	03/04/2011 18:01	SB
Tetrachloroethene	BRL	5.0		ug/L	143062	1	03/04/2011 18:01	SB
Toluene	BRL	5.0		ug/L	143062	1	03/04/2011 18:01	SB
trans-1,2-Dichloroethene	BRL	5.0		ug/L	143062	1	03/04/2011 18:01	SB
trans-1,3-Dichloropropene	BRL	5.0		ug/L	143062	1	03/04/2011 18:01	SB
Trichloroethene	BRL	5.0		ug/L	143062	1	03/04/2011 18:01	SB
Trichlorofluoromethane	BRL	5.0		ug/L	143062	1	03/04/2011 18:01	SB
Vinyl chloride	BRL	2.0		ug/L	143062	1	03/04/2011 18:01	SB
Surr: 4-Bromofluorobenzene	87.8	64.7-130		%REC	143062	1	03/04/2011 18:01	SB
Surr: Dibromofluoromethane	104	80.7-129		%REC	143062	1	03/04/2011 18:01	SB
Surr: Toluene-d8	87	71.1-120		%REC	143062	1	03/04/2011 18:01	SB

Qualifiers:

*	Value exceeds maximum contaminant level	E	Estimated (value above quantitation range)
BRL	Below reporting limit	S	Spike Recovery outside limits due to matrix
H	Holding times for preparation or analysis exceeded	Narr	See case narrative
N	Analyte not NELAC certified	NC	Not confirmed
B	Analyte detected in the associated method blank	<	Less than Result value
>	Greater than Result value	J	Estimated value detected below Reporting Limit

Analytical Environmental Services, Inc **Date:** 14-Mar-11

Client:	Peachtree Environmental	**Client Sample ID:**	WC-0211-SMFMW-6
Project Name:	Woodall Creek	**Collection Date:**	2/28/2011 11:15:00 AM
Lab ID:	1103105-002	**Matrix:**	Groundwater

Analyses	Result	Reporting Limit	Qual	Units	BatchID	Dilution Factor	Date Analyzed	Analyst
TCL VOLATILE ORGANICS SW8260B				**(SW5030B)**				
1,1,1-Trichloroethane	BRL	5.0		ug/L	143062	1	03/04/2011 19:25	SB
1,1,2,2-Tetrachloroethane	BRL	5.0		ug/L	143062	1	03/04/2011 19:25	SB
1,1,2-Trichloroethane	BRL	5.0		ug/L	143062	1	03/04/2011 19:25	SB
1,1-Dichloroethane	BRL	5.0		ug/L	143062	1	03/04/2011 19:25	SB
1,1-Dichloroethene	BRL	5.0		ug/L	143062	1	03/04/2011 19:25	SB
1,2,4-Trichlorobenzene	BRL	5.0		ug/L	143062	1	03/04/2011 19:25	SB
1,2-Dibromo-3-chloropropane	BRL	5.0		ug/L	143062	1	03/04/2011 19:25	SB
1,2-Dibromoethane	BRL	5.0		ug/L	143062	1	03/04/2011 19:25	SB
1,2-Dichlorobenzene	BRL	5.0		ug/L	143062	1	03/04/2011 19:25	SB
1,2-Dichloroethane	BRL	5.0		ug/L	143062	1	03/04/2011 19:25	SB
1,2-Dichloropropane	BRL	5.0		ug/L	143062	1	03/04/2011 19:25	SB
1,3-Dichlorobenzene	BRL	5.0		ug/L	143062	1	03/04/2011 19:25	SB
1,4-Dichlorobenzene	BRL	5.0		ug/L	143062	1	03/04/2011 19:25	SB
2-Butanone	BRL	50		ug/L	143062	1	03/04/2011 19:25	SB
2-Hexanone	BRL	10		ug/L	143062	1	03/04/2011 19:25	SB
4-Methyl-2-pentanone	BRL	10		ug/L	143062	1	03/04/2011 19:25	SB
Acetone	BRL	50		ug/L	143062	1	03/04/2011 19:25	SB
Benzene	BRL	5.0		ug/L	143062	1	03/04/2011 19:25	SB
Bromodichloromethane	BRL	5.0		ug/L	143062	1	03/04/2011 19:25	SB
Bromoform	BRL	5.0		ug/L	143062	1	03/04/2011 19:25	SB
Bromomethane	BRL	5.0		ug/L	143062	1	03/04/2011 19:25	SB
Carbon disulfide	BRL	5.0		ug/L	143062	1	03/04/2011 19:25	SB
Carbon tetrachloride	BRL	5.0		ug/L	143062	1	03/04/2011 19:25	SB
Chlorobenzene	BRL	5.0		ug/L	143062	1	03/04/2011 19:25	SB
Chloroethane	BRL	10		ug/L	143062	1	03/04/2011 19:25	SB
Chloroform	BRL	5.0		ug/L	143062	1	03/04/2011 19:25	SB
Chloromethane	BRL	10		ug/L	143062	1	03/04/2011 19:25	SB
cis-1,2-Dichloroethene	BRL	5.0		ug/L	143062	1	03/04/2011 19:25	SB
cis-1,3-Dichloropropene	BRL	5.0		ug/L	143062	1	03/04/2011 19:25	SB
Cyclohexane	BRL	5.0		ug/L	143062	1	03/04/2011 19:25	SB
Dibromochloromethane	BRL	5.0		ug/L	143062	1	03/04/2011 19:25	SB
Dichlorodifluoromethane	BRL	10		ug/L	143062	1	03/04/2011 19:25	SB
Ethylbenzene	130	5.0		ug/L	143062	1	03/04/2011 19:25	SB
Freon-113	BRL	10		ug/L	143062	1	03/04/2011 19:25	SB
Isopropylbenzene	77	5.0		ug/L	143062	1	03/04/2011 19:25	SB
m,p-Xylene	250	5.0		ug/L	143062	1	03/04/2011 19:25	SB
Methyl acetate	BRL	5.0		ug/L	143062	1	03/04/2011 19:25	SB
Methyl tert-butyl ether	BRL	5.0		ug/L	143062	1	03/04/2011 19:25	SB
Methylcyclohexane	23	5.0		ug/L	143062	1	03/04/2011 19:25	SB
Methylene chloride	BRL	5.0		ug/L	143062	1	03/04/2011 19:25	SB
o-Xylene	460	50		ug/L	143062	10	03/07/2011 13:36	SB

Qualifiers:

- * Value exceeds maximum contaminant level
- BRL Below reporting limit
- H Holding times for preparation or analysis exceeded
- N Analyte not NELAC certified
- B Analyte detected in the associated method blank
- > Greater than Result value
- E Estimated (value above quantitation range)
- S Spike Recovery outside limits due to matrix
- Narr See case narrative
- NC Not confirmed
- < Less than Result value
- J Estimated value detected below Reporting Limit

Analytical Environmental Services, Inc **Date:** 14-Mar-11

Client:	Peachtree Environmental	**Client Sample ID:**	WC-0211-SMFMW-6
Project Name:	Woodall Creek	**Collection Date:**	2/28/2011 11:15:00 AM
Lab ID:	1103105-002	**Matrix:**	Groundwater

Analyses	Result	Reporting Limit	Qual	Units	BatchID	Dilution Factor	Date Analyzed	Analyst
TCL VOLATILE ORGANICS SW8260B				**(SW5030B)**				
Styrene	BRL	5.0		ug/L	143062	1	03/04/2011 19:25	SB
Tetrachloroethene	48	5.0		ug/L	143062	1	03/04/2011 19:25	SB
Toluene	BRL	5.0		ug/L	143062	1	03/04/2011 19:25	SB
trans-1,2-Dichloroethene	BRL	5.0		ug/L	143062	1	03/04/2011 19:25	SB
trans-1,3-Dichloropropene	BRL	5.0		ug/L	143062	1	03/04/2011 19:25	SB
Trichloroethene	BRL	5.0		ug/L	143062	1	03/04/2011 19:25	SB
Trichlorofluoromethane	BRL	5.0		ug/L	143062	1	03/04/2011 19:25	SB
Vinyl chloride	BRL	2.0		ug/L	143062	1	03/04/2011 19:25	SB
Surr: 4-Bromofluorobenzene	108	64.7-130		%REC	143062	10	03/07/2011 13:36	SB
Surr: 4-Bromofluorobenzene	125	64.7-130		%REC	143062	1	03/04/2011 19:25	SB
Surr: Dibromofluoromethane	105	80.7-129		%REC	143062	1	03/04/2011 19:25	SB
Surr: Dibromofluoromethane	105	80.7-129		%REC	143062	10	03/07/2011 13:36	SB
Surr: Toluene-d8	87.6	71.1-120		%REC	143062	10	03/07/2011 13:36	SB
Surr: Toluene-d8	96.2	71.1-120		%REC	143062	1	03/04/2011 19:25	SB

Qualifiers:

*	Value exceeds maximum contaminant level	E	Estimated (value above quantitation range)
BRL	Below reporting limit	S	Spike Recovery outside limits due to matrix
H	Holding times for preparation or analysis exceeded	Narr	See case narrative
N	Analyte not NELAC certified	NC	Not confirmed
B	Analyte detected in the associated method blank	<	Less than Result value
>	Greater than Result value	J	Estimated value detected below Reporting Limit

Analytical Environmental Services, Inc **Date:** 14-Mar-11

Client:	Peachtree Environmental	**Client Sample ID:**	WC-0211-SMFMW-11
Project Name:	Woodall Creek	**Collection Date:**	2/28/2011 11:55:00 AM
Lab ID:	1103105-003	**Matrix:**	Groundwater

Analyses	Result	Reporting Limit	Qual	Units	BatchID	Dilution Factor	Date Analyzed	Analyst
TCL VOLATILE ORGANICS SW8260B				**(SW5030B)**				
1,1,1-Trichloroethane	BRL	5.0		ug/L	143062	1	03/04/2011 19:53	SB
1,1,2,2-Tetrachloroethane	BRL	5.0		ug/L	143062	1	03/04/2011 19:53	SB
1,1,2-Trichloroethane	BRL	5.0		ug/L	143062	1	03/04/2011 19:53	SB
1,1-Dichloroethane	BRL	5.0		ug/L	143062	1	03/04/2011 19:53	SB
1,1-Dichloroethene	BRL	5.0		ug/L	143062	1	03/04/2011 19:53	SB
1,2,4-Trichlorobenzene	BRL	5.0		ug/L	143062	1	03/04/2011 19:53	SB
1,2-Dibromo-3-chloropropane	BRL	5.0		ug/L	143062	1	03/04/2011 19:53	SB
1,2-Dibromoethane	BRL	5.0		ug/L	143062	1	03/04/2011 19:53	SB
1,2-Dichlorobenzene	BRL	5.0		ug/L	143062	1	03/04/2011 19:53	SB
1,2-Dichloroethane	BRL	5.0		ug/L	143062	1	03/04/2011 19:53	SB
1,2-Dichloropropane	BRL	5.0		ug/L	143062	1	03/04/2011 19:53	SB
1,3-Dichlorobenzene	BRL	5.0		ug/L	143062	1	03/04/2011 19:53	SB
1,4-Dichlorobenzene	BRL	5.0		ug/L	143062	1	03/04/2011 19:53	SB
2-Butanone	BRL	50		ug/L	143062	1	03/04/2011 19:53	SB
2-Hexanone	BRL	10		ug/L	143062	1	03/04/2011 19:53	SB
4-Methyl-2-pentanone	BRL	10		ug/L	143062	1	03/04/2011 19:53	SB
Acetone	BRL	50		ug/L	143062	1	03/04/2011 19:53	SB
Benzene	BRL	5.0		ug/L	143062	1	03/04/2011 19:53	SB
Bromodichloromethane	BRL	5.0		ug/L	143062	1	03/04/2011 19:53	SB
Bromoform	BRL	5.0		ug/L	143062	1	03/04/2011 19:53	SB
Bromomethane	BRL	5.0		ug/L	143062	1	03/04/2011 19:53	SB
Carbon disulfide	BRL	5.0		ug/L	143062	1	03/04/2011 19:53	SB
Carbon tetrachloride	BRL	5.0		ug/L	143062	1	03/04/2011 19:53	SB
Chlorobenzene	BRL	5.0		ug/L	143062	1	03/04/2011 19:53	SB
Chloroethane	BRL	10		ug/L	143062	1	03/04/2011 19:53	SB
Chloroform	BRL	5.0		ug/L	143062	1	03/04/2011 19:53	SB
Chloromethane	BRL	10		ug/L	143062	1	03/04/2011 19:53	SB
cis-1,2-Dichloroethene	BRL	5.0		ug/L	143062	1	03/04/2011 19:53	SB
cis-1,3-Dichloropropene	BRL	5.0		ug/L	143062	1	03/04/2011 19:53	SB
Cyclohexane	BRL	5.0		ug/L	143062	1	03/04/2011 19:53	SB
Dibromochloromethane	BRL	5.0		ug/L	143062	1	03/04/2011 19:53	SB
Dichlorodifluoromethane	BRL	10		ug/L	143062	1	03/04/2011 19:53	SB
Ethylbenzene	BRL	5.0		ug/L	143062	1	03/04/2011 19:53	SB
Freon-113	BRL	10		ug/L	143062	1	03/04/2011 19:53	SB
Isopropylbenzene	BRL	5.0		ug/L	143062	1	03/04/2011 19:53	SB
m,p-Xylene	BRL	5.0		ug/L	143062	1	03/04/2011 19:53	SB
Methyl acetate	BRL	5.0		ug/L	143062	1	03/04/2011 19:53	SB
Methyl tert-butyl ether	BRL	5.0		ug/L	143062	1	03/04/2011 19:53	SB
Methylcyclohexane	BRL	5.0		ug/L	143062	1	03/04/2011 19:53	SB
Methylene chloride	BRL	5.0		ug/L	143062	1	03/04/2011 19:53	SB
o-Xylene	BRL	5.0		ug/L	143062	1	03/04/2011 19:53	SB

Qualifiers:

- * Value exceeds maximum contaminant level
- BRL Below reporting limit
- H Holding times for preparation or analysis exceeded
- N Analyte not NELAC certified
- B Analyte detected in the associated method blank
- > Greater than Result value
- E Estimated (value above quantitation range)
- S Spike Recovery outside limits due to matrix
- Narr See case narrative
- NC Not confirmed
- < Less than Result value
- J Estimated value detected below Reporting Limit

Analytical Environmental Services, Inc **Date:** 14-Mar-11

Client:	Peachtree Environmental	**Client Sample ID:**	WC-0211-SMFMW-11
Project Name:	Woodall Creek	**Collection Date:**	2/28/2011 11:55:00 AM
Lab ID:	1103105-003	**Matrix:**	Groundwater

Analyses	Result	Reporting Limit	Qual	Units	BatchID	Dilution Factor	Date Analyzed	Analyst
TCL VOLATILE ORGANICS SW8260B				**(SW5030B)**				
Styrene	BRL	5.0		ug/L	143062	1	03/04/2011 19:53	SB
Tetrachloroethene	BRL	5.0		ug/L	143062	1	03/04/2011 19:53	SB
Toluene	BRL	5.0		ug/L	143062	1	03/04/2011 19:53	SB
trans-1,2-Dichloroethene	BRL	5.0		ug/L	143062	1	03/04/2011 19:53	SB
trans-1,3-Dichloropropene	BRL	5.0		ug/L	143062	1	03/04/2011 19:53	SB
Trichloroethene	BRL	5.0		ug/L	143062	1	03/04/2011 19:53	SB
Trichlorofluoromethane	BRL	5.0		ug/L	143062	1	03/04/2011 19:53	SB
Vinyl chloride	BRL	2.0		ug/L	143062	1	03/04/2011 19:53	SB
Surr: 4-Bromofluorobenzene	94.2	64.7-130		%REC	143062	1	03/04/2011 19:53	SB
Surr: Dibromofluoromethane	100	80.7-129		%REC	143062	1	03/04/2011 19:53	SB
Surr: Toluene-d8	88.5	71.1-120		%REC	143062	1	03/04/2011 19:53	SB

Qualifiers:

*	Value exceeds maximum contaminant level	E	Estimated (value above quantitation range)
BRL	Below reporting limit	S	Spike Recovery outside limits due to matrix
H	Holding times for preparation or analysis exceeded	Narr	See case narrative
N	Analyte not NELAC certified	NC	Not confirmed
B	Analyte detected in the associated method blank	<	Less than Result value
>	Greater than Result value	J	Estimated value detected below Reporting Limit

Analytical Environmental Services, Inc **Date:** 14-Mar-11

Client:	Peachtree Environmental	**Client Sample ID:**	WC-0211-SMFMW-7
Project Name:	Woodall Creek	**Collection Date:**	2/28/2011 1:45:00 PM
Lab ID:	1103105-004	**Matrix:**	Groundwater

Analyses	Result	Reporting Limit	Qual	Units	BatchID	Dilution Factor	Date Analyzed	Analyst
TCL VOLATILE ORGANICS SW8260B				**(SW5030B)**				
1,1,1-Trichloroethane	BRL	5.0		ug/L	143062	1	03/04/2011 20:21	SB
1,1,2,2-Tetrachloroethane	BRL	5.0		ug/L	143062	1	03/04/2011 20:21	SB
1,1,2-Trichloroethane	BRL	5.0		ug/L	143062	1	03/04/2011 20:21	SB
1,1-Dichloroethane	BRL	5.0		ug/L	143062	1	03/04/2011 20:21	SB
1,1-Dichloroethene	BRL	5.0		ug/L	143062	1	03/04/2011 20:21	SB
1,2,4-Trichlorobenzene	BRL	5.0		ug/L	143062	1	03/04/2011 20:21	SB
1,2-Dibromo-3-chloropropane	BRL	5.0		ug/L	143062	1	03/04/2011 20:21	SB
1,2-Dibromoethane	BRL	5.0		ug/L	143062	1	03/04/2011 20:21	SB
1,2-Dichlorobenzene	BRL	5.0		ug/L	143062	1	03/04/2011 20:21	SB
1,2-Dichloroethane	BRL	5.0		ug/L	143062	1	03/04/2011 20:21	SB
1,2-Dichloropropane	BRL	5.0		ug/L	143062	1	03/04/2011 20:21	SB
1,3-Dichlorobenzene	BRL	5.0		ug/L	143062	1	03/04/2011 20:21	SB
1,4-Dichlorobenzene	BRL	5.0		ug/L	143062	1	03/04/2011 20:21	SB
2-Butanone	BRL	50		ug/L	143062	1	03/04/2011 20:21	SB
2-Hexanone	BRL	10		ug/L	143062	1	03/04/2011 20:21	SB
4-Methyl-2-pentanone	BRL	10		ug/L	143062	1	03/04/2011 20:21	SB
Acetone	BRL	50		ug/L	143062	1	03/04/2011 20:21	SB
Benzene	BRL	5.0		ug/L	143062	1	03/04/2011 20:21	SB
Bromodichloromethane	BRL	5.0		ug/L	143062	1	03/04/2011 20:21	SB
Bromoform	BRL	5.0		ug/L	143062	1	03/04/2011 20:21	SB
Bromomethane	BRL	5.0		ug/L	143062	1	03/04/2011 20:21	SB
Carbon disulfide	BRL	5.0		ug/L	143062	1	03/04/2011 20:21	SB
Carbon tetrachloride	BRL	5.0		ug/L	143062	1	03/04/2011 20:21	SB
Chlorobenzene	BRL	5.0		ug/L	143062	1	03/04/2011 20:21	SB
Chloroethane	BRL	10		ug/L	143062	1	03/04/2011 20:21	SB
Chloroform	BRL	5.0		ug/L	143062	1	03/04/2011 20:21	SB
Chloromethane	BRL	10		ug/L	143062	1	03/04/2011 20:21	SB
cis-1,2-Dichloroethene	BRL	5.0		ug/L	143062	1	03/04/2011 20:21	SB
cis-1,3-Dichloropropene	BRL	5.0		ug/L	143062	1	03/04/2011 20:21	SB
Cyclohexane	BRL	5.0		ug/L	143062	1	03/04/2011 20:21	SB
Dibromochloromethane	BRL	5.0		ug/L	143062	1	03/04/2011 20:21	SB
Dichlorodifluoromethane	BRL	10		ug/L	143062	1	03/04/2011 20:21	SB
Ethylbenzene	BRL	5.0		ug/L	143062	1	03/04/2011 20:21	SB
Freon-113	BRL	10		ug/L	143062	1	03/04/2011 20:21	SB
Isopropylbenzene	BRL	5.0		ug/L	143062	1	03/04/2011 20:21	SB
m,p-Xylene	BRL	5.0		ug/L	143062	1	03/04/2011 20:21	SB
Methyl acetate	BRL	5.0		ug/L	143062	1	03/04/2011 20:21	SB
Methyl tert-butyl ether	BRL	5.0		ug/L	143062	1	03/04/2011 20:21	SB
Methylcyclohexane	BRL	5.0		ug/L	143062	1	03/04/2011 20:21	SB
Methylene chloride	BRL	5.0		ug/L	143062	1	03/04/2011 20:21	SB
o-Xylene	BRL	5.0		ug/L	143062	1	03/04/2011 20:21	SB

Qualifiers:

- * Value exceeds maximum contaminant level
- BRL Below reporting limit
- H Holding times for preparation or analysis exceeded
- N Analyte not NELAC certified
- B Analyte detected in the associated method blank
- > Greater than Result value
- E Estimated (value above quantitation range)
- S Spike Recovery outside limits due to matrix
- Narr See case narrative
- NC Not confirmed
- < Less than Result value
- J Estimated value detected below Reporting Limit

Analytical Environmental Services, Inc **Date:** 14-Mar-11

Client:	Peachtree Environmental	**Client Sample ID:**	WC-0211-SMFMW-7
Project Name:	Woodall Creek	**Collection Date:**	2/28/2011 1:45:00 PM
Lab ID:	1103105-004	**Matrix:**	Groundwater

Analyses	Result	Reporting Limit	Qual	Units	BatchID	Dilution Factor	Date Analyzed	Analyst
TCL VOLATILE ORGANICS SW8260B				**(SW5030B)**				
Styrene	BRL	5.0		ug/L	143062	1	03/04/2011 20:21	SB
Tetrachloroethene	10	5.0		ug/L	143062	1	03/04/2011 20:21	SB
Toluene	BRL	5.0		ug/L	143062	1	03/04/2011 20:21	SB
trans-1,2-Dichloroethene	BRL	5.0		ug/L	143062	1	03/04/2011 20:21	SB
trans-1,3-Dichloropropene	BRL	5.0		ug/L	143062	1	03/04/2011 20:21	SB
Trichloroethene	BRL	5.0		ug/L	143062	1	03/04/2011 20:21	SB
Trichlorofluoromethane	BRL	5.0		ug/L	143062	1	03/04/2011 20:21	SB
Vinyl chloride	BRL	2.0		ug/L	143062	1	03/04/2011 20:21	SB
Surr: 4-Bromofluorobenzene	87.1	64.7-130		%REC	143062	1	03/04/2011 20:21	SB
Surr: Dibromofluoromethane	101	80.7-129		%REC	143062	1	03/04/2011 20:21	SB
Surr: Toluene-d8	86.6	71.1-120		%REC	143062	1	03/04/2011 20:21	SB

Qualifiers:

*	Value exceeds maximum contaminant level	E	Estimated (value above quantitation range)
BRL	Below reporting limit	S	Spike Recovery outside limits due to matrix
H	Holding times for preparation or analysis exceeded	Narr	See case narrative
N	Analyte not NELAC certified	NC	Not confirmed
B	Analyte detected in the associated method blank	<	Less than Result value
>	Greater than Result value	J	Estimated value detected below Reporting Limit

Analytical Environmental Services, Inc **Date:** 14-Mar-11

Client:	Peachtree Environmental	**Client Sample ID:**	WC-0211-SMFMW-DS-1
Project Name:	Woodall Creek	**Collection Date:**	2/28/2011 1:50:00 PM
Lab ID:	1103105-005	**Matrix:**	Groundwater

Analyses	Result	Reporting Limit	Qual	Units	BatchID	Dilution Factor	Date Analyzed	Analyst
TCL VOLATILE ORGANICS SW8260B				**(SW5030B)**				
1,1,1-Trichloroethane	BRL	5.0		ug/L	143062	1	03/04/2011 20:50	SB
1,1,2,2-Tetrachloroethane	BRL	5.0		ug/L	143062	1	03/04/2011 20:50	SB
1,1,2-Trichloroethane	BRL	5.0		ug/L	143062	1	03/04/2011 20:50	SB
1,1-Dichloroethane	BRL	5.0		ug/L	143062	1	03/04/2011 20:50	SB
1,1-Dichloroethene	BRL	5.0		ug/L	143062	1	03/04/2011 20:50	SB
1,2,4-Trichlorobenzene	BRL	5.0		ug/L	143062	1	03/04/2011 20:50	SB
1,2-Dibromo-3-chloropropane	BRL	5.0		ug/L	143062	1	03/04/2011 20:50	SB
1,2-Dibromoethane	BRL	5.0		ug/L	143062	1	03/04/2011 20:50	SB
1,2-Dichlorobenzene	BRL	5.0		ug/L	143062	1	03/04/2011 20:50	SB
1,2-Dichloroethane	BRL	5.0		ug/L	143062	1	03/04/2011 20:50	SB
1,2-Dichloropropane	BRL	5.0		ug/L	143062	1	03/04/2011 20:50	SB
1,3-Dichlorobenzene	BRL	5.0		ug/L	143062	1	03/04/2011 20:50	SB
1,4-Dichlorobenzene	BRL	5.0		ug/L	143062	1	03/04/2011 20:50	SB
2-Butanone	BRL	50		ug/L	143062	1	03/04/2011 20:50	SB
2-Hexanone	BRL	10		ug/L	143062	1	03/04/2011 20:50	SB
4-Methyl-2-pentanone	BRL	10		ug/L	143062	1	03/04/2011 20:50	SB
Acetone	BRL	50		ug/L	143062	1	03/04/2011 20:50	SB
Benzene	BRL	5.0		ug/L	143062	1	03/04/2011 20:50	SB
Bromodichloromethane	BRL	5.0		ug/L	143062	1	03/04/2011 20:50	SB
Bromoform	BRL	5.0		ug/L	143062	1	03/04/2011 20:50	SB
Bromomethane	BRL	5.0		ug/L	143062	1	03/04/2011 20:50	SB
Carbon disulfide	BRL	5.0		ug/L	143062	1	03/04/2011 20:50	SB
Carbon tetrachloride	BRL	5.0		ug/L	143062	1	03/04/2011 20:50	SB
Chlorobenzene	BRL	5.0		ug/L	143062	1	03/04/2011 20:50	SB
Chloroethane	BRL	10		ug/L	143062	1	03/04/2011 20:50	SB
Chloroform	BRL	5.0		ug/L	143062	1	03/04/2011 20:50	SB
Chloromethane	BRL	10		ug/L	143062	1	03/04/2011 20:50	SB
cis-1,2-Dichloroethene	BRL	5.0		ug/L	143062	1	03/04/2011 20:50	SB
cis-1,3-Dichloropropene	BRL	5.0		ug/L	143062	1	03/04/2011 20:50	SB
Cyclohexane	BRL	5.0		ug/L	143062	1	03/04/2011 20:50	SB
Dibromochloromethane	BRL	5.0		ug/L	143062	1	03/04/2011 20:50	SB
Dichlorodifluoromethane	BRL	10		ug/L	143062	1	03/04/2011 20:50	SB
Ethylbenzene	BRL	5.0		ug/L	143062	1	03/04/2011 20:50	SB
Freon-113	BRL	10		ug/L	143062	1	03/04/2011 20:50	SB
Isopropylbenzene	BRL	5.0		ug/L	143062	1	03/04/2011 20:50	SB
m,p-Xylene	BRL	5.0		ug/L	143062	1	03/04/2011 20:50	SB
Methyl acetate	BRL	5.0		ug/L	143062	1	03/04/2011 20:50	SB
Methyl tert-butyl ether	BRL	5.0		ug/L	143062	1	03/04/2011 20:50	SB
Methylcyclohexane	BRL	5.0		ug/L	143062	1	03/04/2011 20:50	SB
Methylene chloride	BRL	5.0		ug/L	143062	1	03/04/2011 20:50	SB
o-Xylene	BRL	5.0		ug/L	143062	1	03/04/2011 20:50	SB

Qualifiers:

- * Value exceeds maximum contaminant level
- BRL Below reporting limit
- H Holding times for preparation or analysis exceeded
- N Analyte not NELAC certified
- B Analyte detected in the associated method blank
- > Greater than Result value
- E Estimated (value above quantitation range)
- S Spike Recovery outside limits due to matrix
- Narr See case narrative
- NC Not confirmed
- < Less than Result value
- J Estimated value detected below Reporting Limit

Analytical Environmental Services, Inc **Date:** 14-Mar-11

Client:	Peachtree Environmental	**Client Sample ID:**	WC-0211-SMFMW-DS-1
Project Name:	Woodall Creek	**Collection Date:**	2/28/2011 1:50:00 PM
Lab ID:	1103105-005	**Matrix:**	Groundwater

Analyses	Result	Reporting Limit	Qual	Units	BatchID	Dilution Factor	Date Analyzed	Analyst
TCL VOLATILE ORGANICS SW8260B				**(SW5030B)**				
Styrene	BRL	5.0		ug/L	143062	1	03/04/2011 20:50	SB
Tetrachloroethene	11	5.0		ug/L	143062	1	03/04/2011 20:50	SB
Toluene	BRL	5.0		ug/L	143062	1	03/04/2011 20:50	SB
trans-1,2-Dichloroethene	BRL	5.0		ug/L	143062	1	03/04/2011 20:50	SB
trans-1,3-Dichloropropene	BRL	5.0		ug/L	143062	1	03/04/2011 20:50	SB
Trichloroethene	BRL	5.0		ug/L	143062	1	03/04/2011 20:50	SB
Trichlorofluoromethane	BRL	5.0		ug/L	143062	1	03/04/2011 20:50	SB
Vinyl chloride	BRL	2.0		ug/L	143062	1	03/04/2011 20:50	SB
Surr: 4-Bromofluorobenzene	90.7	64.7-130		%REC	143062	1	03/04/2011 20:50	SB
Surr: Dibromofluoromethane	99	80.7-129		%REC	143062	1	03/04/2011 20:50	SB
Surr: Toluene-d8	85.4	71.1-120		%REC	143062	1	03/04/2011 20:50	SB

Qualifiers:

*	Value exceeds maximum contaminant level	E	Estimated (value above quantitation range)
BRL	Below reporting limit	S	Spike Recovery outside limits due to matrix
H	Holding times for preparation or analysis exceeded	Narr	See case narrative
N	Analyte not NELAC certified	NC	Not confirmed
B	Analyte detected in the associated method blank	<	Less than Result value
>	Greater than Result value	J	Estimated value detected below Reporting Limit

Analytical Environmental Services, Inc **Date:** 14-Mar-11

Client:	Peachtree Environmental	**Client Sample ID:**	WC-0211-SMFMW-3
Project Name:	Woodall Creek	**Collection Date:**	2/28/2011 2:25:00 PM
Lab ID:	1103105-006	**Matrix:**	Groundwater

Analyses	Result	Reporting Limit	Qual	Units	BatchID	Dilution Factor	Date Analyzed	Analyst
TCL VOLATILE ORGANICS SW8260B				**(SW5030B)**				
1,1,1-Trichloroethane	BRL	5.0		ug/L	143062	1	03/04/2011 21:46	SB
1,1,2,2-Tetrachloroethane	BRL	5.0		ug/L	143062	1	03/04/2011 21:46	SB
1,1,2-Trichloroethane	BRL	5.0		ug/L	143062	1	03/04/2011 21:46	SB
1,1-Dichloroethane	BRL	5.0		ug/L	143062	1	03/04/2011 21:46	SB
1,1-Dichloroethene	BRL	5.0		ug/L	143062	1	03/04/2011 21:46	SB
1,2,4-Trichlorobenzene	BRL	5.0		ug/L	143062	1	03/04/2011 21:46	SB
1,2-Dibromo-3-chloropropane	BRL	5.0		ug/L	143062	1	03/04/2011 21:46	SB
1,2-Dibromoethane	BRL	5.0		ug/L	143062	1	03/04/2011 21:46	SB
1,2-Dichlorobenzene	BRL	5.0		ug/L	143062	1	03/04/2011 21:46	SB
1,2-Dichloroethane	BRL	5.0		ug/L	143062	1	03/04/2011 21:46	SB
1,2-Dichloropropane	BRL	5.0		ug/L	143062	1	03/04/2011 21:46	SB
1,3-Dichlorobenzene	BRL	5.0		ug/L	143062	1	03/04/2011 21:46	SB
1,4-Dichlorobenzene	BRL	5.0		ug/L	143062	1	03/04/2011 21:46	SB
2-Butanone	BRL	50		ug/L	143062	1	03/04/2011 21:46	SB
2-Hexanone	BRL	10		ug/L	143062	1	03/04/2011 21:46	SB
4-Methyl-2-pentanone	BRL	10		ug/L	143062	1	03/04/2011 21:46	SB
Acetone	BRL	50		ug/L	143062	1	03/04/2011 21:46	SB
Benzene	BRL	5.0		ug/L	143062	1	03/04/2011 21:46	SB
Bromodichloromethane	BRL	5.0		ug/L	143062	1	03/04/2011 21:46	SB
Bromoform	BRL	5.0		ug/L	143062	1	03/04/2011 21:46	SB
Bromomethane	BRL	5.0		ug/L	143062	1	03/04/2011 21:46	SB
Carbon disulfide	BRL	5.0		ug/L	143062	1	03/04/2011 21:46	SB
Carbon tetrachloride	BRL	5.0		ug/L	143062	1	03/04/2011 21:46	SB
Chlorobenzene	BRL	5.0		ug/L	143062	1	03/04/2011 21:46	SB
Chloroethane	BRL	10		ug/L	143062	1	03/04/2011 21:46	SB
Chloroform	BRL	5.0		ug/L	143062	1	03/04/2011 21:46	SB
Chloromethane	BRL	10		ug/L	143062	1	03/04/2011 21:46	SB
cis-1,2-Dichloroethene	BRL	5.0		ug/L	143062	1	03/04/2011 21:46	SB
cis-1,3-Dichloropropene	BRL	5.0		ug/L	143062	1	03/04/2011 21:46	SB
Cyclohexane	BRL	5.0		ug/L	143062	1	03/04/2011 21:46	SB
Dibromochloromethane	BRL	5.0		ug/L	143062	1	03/04/2011 21:46	SB
Dichlorodifluoromethane	BRL	10		ug/L	143062	1	03/04/2011 21:46	SB
Ethylbenzene	BRL	5.0		ug/L	143062	1	03/04/2011 21:46	SB
Freon-113	BRL	10		ug/L	143062	1	03/04/2011 21:46	SB
Isopropylbenzene	BRL	5.0		ug/L	143062	1	03/04/2011 21:46	SB
m,p-Xylene	BRL	5.0		ug/L	143062	1	03/04/2011 21:46	SB
Methyl acetate	BRL	5.0		ug/L	143062	1	03/04/2011 21:46	SB
Methyl tert-butyl ether	BRL	5.0		ug/L	143062	1	03/04/2011 21:46	SB
Methylcyclohexane	BRL	5.0		ug/L	143062	1	03/04/2011 21:46	SB
Methylene chloride	BRL	5.0		ug/L	143062	1	03/04/2011 21:46	SB
o-Xylene	BRL	5.0		ug/L	143062	1	03/04/2011 21:46	SB

Qualifiers:

- * Value exceeds maximum contaminant level
- BRL Below reporting limit
- H Holding times for preparation or analysis exceeded
- N Analyte not NELAC certified
- B Analyte detected in the associated method blank
- > Greater than Result value
- E Estimated (value above quantitation range)
- S Spike Recovery outside limits due to matrix
- Narr See case narrative
- NC Not confirmed
- < Less than Result value
- J Estimated value detected below Reporting Limit

Analytical Environmental Services, Inc **Date:** 14-Mar-11

Client:	Peachtree Environmental	**Client Sample ID:**	WC-0211-SMFMW-3
Project Name:	Woodall Creek	**Collection Date:**	2/28/2011 2:25:00 PM
Lab ID:	1103105-006	**Matrix:**	Groundwater

Analyses	Result	Reporting Limit	Qual	Units	BatchID	Dilution Factor	Date Analyzed	Analyst
TCL VOLATILE ORGANICS SW8260B (SW5030B)								
Styrene	BRL	5.0		ug/L	143062	1	03/04/2011 21:46	SB
Tetrachloroethene	78	5.0		ug/L	143062	1	03/04/2011 21:46	SB
Toluene	BRL	5.0		ug/L	143062	1	03/04/2011 21:46	SB
trans-1,2-Dichloroethene	BRL	5.0		ug/L	143062	1	03/04/2011 21:46	SB
trans-1,3-Dichloropropene	BRL	5.0		ug/L	143062	1	03/04/2011 21:46	SB
Trichloroethene	7.6	5.0		ug/L	143062	1	03/04/2011 21:46	SB
Trichlorofluoromethane	BRL	5.0		ug/L	143062	1	03/04/2011 21:46	SB
Vinyl chloride	BRL	2.0		ug/L	143062	1	03/04/2011 21:46	SB
Surr: 4-Bromofluorobenzene	88.6	64.7-130		%REC	143062	1	03/04/2011 21:46	SB
Surr: Dibromofluoromethane	101	80.7-129		%REC	143062	1	03/04/2011 21:46	SB
Surr: Toluene-d8	85.9	71.1-120		%REC	143062	1	03/04/2011 21:46	SB

Qualifiers:

*	Value exceeds maximum contaminant level	E	Estimated (value above quantitation range)
BRL	Below reporting limit	S	Spike Recovery outside limits due to matrix
H	Holding times for preparation or analysis exceeded	Narr	See case narrative
N	Analyte not NELAC certified	NC	Not confirmed
B	Analyte detected in the associated method blank	<	Less than Result value
>	Greater than Result value	J	Estimated value detected below Reporting Limit

Analytical Environmental Services, Inc **Date:** 14-Mar-11

Client:	Peachtree Environmental	**Client Sample ID:**	WC-0211-SMFMW-4
Project Name:	Woodall Creek	**Collection Date:**	2/28/2011 2:50:00 PM
Lab ID:	1103105-007	**Matrix:**	Groundwater

Analyses	Result	Reporting Limit	Qual	Units	BatchID	Dilution Factor	Date Analyzed	Analyst
TCL VOLATILE ORGANICS SW8260B				**(SW5030B)**				
1,1,1-Trichloroethane	BRL	5.0		ug/L	143062	1	03/04/2011 22:14	SB
1,1,2,2-Tetrachloroethane	BRL	5.0		ug/L	143062	1	03/04/2011 22:14	SB
1,1,2-Trichloroethane	BRL	5.0		ug/L	143062	1	03/04/2011 22:14	SB
1,1-Dichloroethane	BRL	5.0		ug/L	143062	1	03/04/2011 22:14	SB
1,1-Dichloroethene	BRL	5.0		ug/L	143062	1	03/04/2011 22:14	SB
1,2,4-Trichlorobenzene	BRL	5.0		ug/L	143062	1	03/04/2011 22:14	SB
1,2-Dibromo-3-chloropropane	BRL	5.0		ug/L	143062	1	03/04/2011 22:14	SB
1,2-Dibromoethane	BRL	5.0		ug/L	143062	1	03/04/2011 22:14	SB
1,2-Dichlorobenzene	BRL	5.0		ug/L	143062	1	03/04/2011 22:14	SB
1,2-Dichloroethane	BRL	5.0		ug/L	143062	1	03/04/2011 22:14	SB
1,2-Dichloropropane	BRL	5.0		ug/L	143062	1	03/04/2011 22:14	SB
1,3-Dichlorobenzene	BRL	5.0		ug/L	143062	1	03/04/2011 22:14	SB
1,4-Dichlorobenzene	BRL	5.0		ug/L	143062	1	03/04/2011 22:14	SB
2-Butanone	BRL	50		ug/L	143062	1	03/04/2011 22:14	SB
2-Hexanone	BRL	10		ug/L	143062	1	03/04/2011 22:14	SB
4-Methyl-2-pentanone	BRL	10		ug/L	143062	1	03/04/2011 22:14	SB
Acetone	BRL	50		ug/L	143062	1	03/04/2011 22:14	SB
Benzene	BRL	5.0		ug/L	143062	1	03/04/2011 22:14	SB
Bromodichloromethane	BRL	5.0		ug/L	143062	1	03/04/2011 22:14	SB
Bromoform	BRL	5.0		ug/L	143062	1	03/04/2011 22:14	SB
Bromomethane	BRL	5.0		ug/L	143062	1	03/04/2011 22:14	SB
Carbon disulfide	BRL	5.0		ug/L	143062	1	03/04/2011 22:14	SB
Carbon tetrachloride	BRL	5.0		ug/L	143062	1	03/04/2011 22:14	SB
Chlorobenzene	BRL	5.0		ug/L	143062	1	03/04/2011 22:14	SB
Chloroethane	BRL	10		ug/L	143062	1	03/04/2011 22:14	SB
Chloroform	BRL	5.0		ug/L	143062	1	03/04/2011 22:14	SB
Chloromethane	BRL	10		ug/L	143062	1	03/04/2011 22:14	SB
cis-1,2-Dichloroethene	BRL	5.0		ug/L	143062	1	03/04/2011 22:14	SB
cis-1,3-Dichloropropene	BRL	5.0		ug/L	143062	1	03/04/2011 22:14	SB
Cyclohexane	BRL	5.0		ug/L	143062	1	03/04/2011 22:14	SB
Dibromochloromethane	BRL	5.0		ug/L	143062	1	03/04/2011 22:14	SB
Dichlorodifluoromethane	BRL	10		ug/L	143062	1	03/04/2011 22:14	SB
Ethylbenzene	BRL	5.0		ug/L	143062	1	03/04/2011 22:14	SB
Freon-113	BRL	10		ug/L	143062	1	03/04/2011 22:14	SB
Isopropylbenzene	BRL	5.0		ug/L	143062	1	03/04/2011 22:14	SB
m,p-Xylene	BRL	5.0		ug/L	143062	1	03/04/2011 22:14	SB
Methyl acetate	BRL	5.0		ug/L	143062	1	03/04/2011 22:14	SB
Methyl tert-butyl ether	BRL	5.0		ug/L	143062	1	03/04/2011 22:14	SB
Methylcyclohexane	BRL	5.0		ug/L	143062	1	03/04/2011 22:14	SB
Methylene chloride	BRL	5.0		ug/L	143062	1	03/04/2011 22:14	SB
o-Xylene	BRL	5.0		ug/L	143062	1	03/04/2011 22:14	SB

Qualifiers:

- * Value exceeds maximum contaminant level
- BRL Below reporting limit
- H Holding times for preparation or analysis exceeded
- N Analyte not NELAC certified
- B Analyte detected in the associated method blank
- > Greater than Result value
- E Estimated (value above quantitation range)
- S Spike Recovery outside limits due to matrix
- Narr See case narrative
- NC Not confirmed
- < Less than Result value
- J Estimated value detected below Reporting Limit

Analytical Environmental Services, Inc **Date:** 14-Mar-11

Client:	Peachtree Environmental	**Client Sample ID:**	WC-0211-SMFMW-4
Project Name:	Woodall Creek	**Collection Date:**	2/28/2011 2:50:00 PM
Lab ID:	1103105-007	**Matrix:**	Groundwater

Analyses	Result	Reporting Limit	Qual	Units	BatchID	Dilution Factor	Date Analyzed	Analyst
TCL VOLATILE ORGANICS SW8260B (SW5030B)								
Styrene	BRL	5.0		ug/L	143062	1	03/04/2011 22:14	SB
Tetrachloroethene	16	5.0		ug/L	143062	1	03/04/2011 22:14	SB
Toluene	BRL	5.0		ug/L	143062	1	03/04/2011 22:14	SB
trans-1,2-Dichloroethene	BRL	5.0		ug/L	143062	1	03/04/2011 22:14	SB
trans-1,3-Dichloropropene	BRL	5.0		ug/L	143062	1	03/04/2011 22:14	SB
Trichloroethene	BRL	5.0		ug/L	143062	1	03/04/2011 22:14	SB
Trichlorofluoromethane	BRL	5.0		ug/L	143062	1	03/04/2011 22:14	SB
Vinyl chloride	BRL	2.0		ug/L	143062	1	03/04/2011 22:14	SB
Surr: 4-Bromofluorobenzene	92.4	64.7-130		%REC	143062	1	03/04/2011 22:14	SB
Surr: Dibromofluoromethane	101	80.7-129		%REC	143062	1	03/04/2011 22:14	SB
Surr: Toluene-d8	86.3	71.1-120		%REC	143062	1	03/04/2011 22:14	SB

Qualifiers:

*	Value exceeds maximum contaminant level	E	Estimated (value above quantitation range)
BRL	Below reporting limit	S	Spike Recovery outside limits due to matrix
H	Holding times for preparation or analysis exceeded	Narr	See case narrative
N	Analyte not NELAC certified	NC	Not confirmed
B	Analyte detected in the associated method blank	<	Less than Result value
>	Greater than Result value	J	Estimated value detected below Reporting Limit

Analytical Environmental Services, Inc **Date:** 14-Mar-11

Client:	Peachtree Environmental	**Client Sample ID:**	WC-0311-SMFMW-17
Project Name:	Woodall Creek	**Collection Date:**	3/1/2011 10:15:00 AM
Lab ID:	1103105-008	**Matrix:**	Groundwater

Analyses	Result	Reporting Limit	Qual	Units	BatchID	Dilution Factor	Date Analyzed	Analyst
TCL VOLATILE ORGANICS SW8260B				**(SW5030B)**				
1,1,1-Trichloroethane	BRL	5.0		ug/L	143062	1	03/04/2011 22:42	SB
1,1,2,2-Tetrachloroethane	BRL	5.0		ug/L	143062	1	03/04/2011 22:42	SB
1,1,2-Trichloroethane	BRL	5.0		ug/L	143062	1	03/04/2011 22:42	SB
1,1-Dichloroethane	BRL	5.0		ug/L	143062	1	03/04/2011 22:42	SB
1,1-Dichloroethene	BRL	5.0		ug/L	143062	1	03/04/2011 22:42	SB
1,2,4-Trichlorobenzene	BRL	5.0		ug/L	143062	1	03/04/2011 22:42	SB
1,2-Dibromo-3-chloropropane	BRL	5.0		ug/L	143062	1	03/04/2011 22:42	SB
1,2-Dibromoethane	BRL	5.0		ug/L	143062	1	03/04/2011 22:42	SB
1,2-Dichlorobenzene	BRL	5.0		ug/L	143062	1	03/04/2011 22:42	SB
1,2-Dichloroethane	BRL	5.0		ug/L	143062	1	03/04/2011 22:42	SB
1,2-Dichloropropane	BRL	5.0		ug/L	143062	1	03/04/2011 22:42	SB
1,3-Dichlorobenzene	BRL	5.0		ug/L	143062	1	03/04/2011 22:42	SB
1,4-Dichlorobenzene	BRL	5.0		ug/L	143062	1	03/04/2011 22:42	SB
2-Butanone	BRL	50		ug/L	143062	1	03/04/2011 22:42	SB
2-Hexanone	BRL	10		ug/L	143062	1	03/04/2011 22:42	SB
4-Methyl-2-pentanone	BRL	10		ug/L	143062	1	03/04/2011 22:42	SB
Acetone	BRL	50		ug/L	143062	1	03/04/2011 22:42	SB
Benzene	BRL	5.0		ug/L	143062	1	03/04/2011 22:42	SB
Bromodichloromethane	BRL	5.0		ug/L	143062	1	03/04/2011 22:42	SB
Bromoform	BRL	5.0		ug/L	143062	1	03/04/2011 22:42	SB
Bromomethane	BRL	5.0		ug/L	143062	1	03/04/2011 22:42	SB
Carbon disulfide	BRL	5.0		ug/L	143062	1	03/04/2011 22:42	SB
Carbon tetrachloride	BRL	5.0		ug/L	143062	1	03/04/2011 22:42	SB
Chlorobenzene	BRL	5.0		ug/L	143062	1	03/04/2011 22:42	SB
Chloroethane	BRL	10		ug/L	143062	1	03/04/2011 22:42	SB
Chloroform	BRL	5.0		ug/L	143062	1	03/04/2011 22:42	SB
Chloromethane	BRL	10		ug/L	143062	1	03/04/2011 22:42	SB
cis-1,2-Dichloroethene	BRL	5.0		ug/L	143062	1	03/04/2011 22:42	SB
cis-1,3-Dichloropropene	BRL	5.0		ug/L	143062	1	03/04/2011 22:42	SB
Cyclohexane	BRL	5.0		ug/L	143062	1	03/04/2011 22:42	SB
Dibromochloromethane	BRL	5.0		ug/L	143062	1	03/04/2011 22:42	SB
Dichlorodifluoromethane	BRL	10		ug/L	143062	1	03/04/2011 22:42	SB
Ethylbenzene	BRL	5.0		ug/L	143062	1	03/04/2011 22:42	SB
Freon-113	BRL	10		ug/L	143062	1	03/04/2011 22:42	SB
Isopropylbenzene	BRL	5.0		ug/L	143062	1	03/04/2011 22:42	SB
m,p-Xylene	BRL	5.0		ug/L	143062	1	03/04/2011 22:42	SB
Methyl acetate	BRL	5.0		ug/L	143062	1	03/04/2011 22:42	SB
Methyl tert-butyl ether	BRL	5.0		ug/L	143062	1	03/04/2011 22:42	SB
Methylcyclohexane	BRL	5.0		ug/L	143062	1	03/04/2011 22:42	SB
Methylene chloride	BRL	5.0		ug/L	143062	1	03/04/2011 22:42	SB
o-Xylene	BRL	5.0		ug/L	143062	1	03/04/2011 22:42	SB

Qualifiers:

- * Value exceeds maximum contaminant level
- BRL Below reporting limit
- H Holding times for preparation or analysis exceeded
- N Analyte not NELAC certified
- B Analyte detected in the associated method blank
- > Greater than Result value
- E Estimated (value above quantitation range)
- S Spike Recovery outside limits due to matrix
- Narr See case narrative
- NC Not confirmed
- < Less than Result value
- J Estimated value detected below Reporting Limit

Analytical Environmental Services, Inc **Date:** 14-Mar-11

Client:	Peachtree Environmental	**Client Sample ID:**	WC-0311-SMFMW-17
Project Name:	Woodall Creek	**Collection Date:**	3/1/2011 10:15:00 AM
Lab ID:	1103105-008	**Matrix:**	Groundwater

Analyses	Result	Reporting Limit	Qual	Units	BatchID	Dilution Factor	Date Analyzed	Analyst
TCL VOLATILE ORGANICS SW8260B				**(SW5030B)**				
Styrene	BRL	5.0		ug/L	143062	1	03/04/2011 22:42	SB
Tetrachloroethene	BRL	5.0		ug/L	143062	1	03/04/2011 22:42	SB
Toluene	BRL	5.0		ug/L	143062	1	03/04/2011 22:42	SB
trans-1,2-Dichloroethene	BRL	5.0		ug/L	143062	1	03/04/2011 22:42	SB
trans-1,3-Dichloropropene	BRL	5.0		ug/L	143062	1	03/04/2011 22:42	SB
Trichloroethene	BRL	5.0		ug/L	143062	1	03/04/2011 22:42	SB
Trichlorofluoromethane	BRL	5.0		ug/L	143062	1	03/04/2011 22:42	SB
Vinyl chloride	BRL	2.0		ug/L	143062	1	03/04/2011 22:42	SB
Surr: 4-Bromofluorobenzene	85.7	64.7-130		%REC	143062	1	03/04/2011 22:42	SB
Surr: Dibromofluoromethane	106	80.7-129		%REC	143062	1	03/04/2011 22:42	SB
Surr: Toluene-d8	89.6	71.1-120		%REC	143062	1	03/04/2011 22:42	SB

Qualifiers:

*	Value exceeds maximum contaminant level	E	Estimated (value above quantitation range)
BRL	Below reporting limit	S	Spike Recovery outside limits due to matrix
H	Holding times for preparation or analysis exceeded	Narr	See case narrative
N	Analyte not NELAC certified	NC	Not confirmed
B	Analyte detected in the associated method blank	<	Less than Result value
>	Greater than Result value	J	Estimated value detected below Reporting Limit

Analytical Environmental Services, Inc **Date:** 14-Mar-11

Client:	Peachtree Environmental	**Client Sample ID:**	WC-0311-SMFMW-DS-3
Project Name:	Woodall Creek	**Collection Date:**	3/1/2011 11:25:00 AM
Lab ID:	1103105-009	**Matrix:**	Groundwater

Analyses	Result	Reporting Limit	Qual	Units	BatchID	Dilution Factor	Date Analyzed	Analyst
TCL VOLATILE ORGANICS SW8260B				**(SW5030B)**				
1,1,1-Trichloroethane	BRL	5.0		ug/L	143062	1	03/04/2011 23:10	SB
1,1,2,2-Tetrachloroethane	BRL	5.0		ug/L	143062	1	03/04/2011 23:10	SB
1,1,2-Trichloroethane	BRL	5.0		ug/L	143062	1	03/04/2011 23:10	SB
1,1-Dichloroethane	BRL	5.0		ug/L	143062	1	03/04/2011 23:10	SB
1,1-Dichloroethene	BRL	5.0		ug/L	143062	1	03/04/2011 23:10	SB
1,2,4-Trichlorobenzene	BRL	5.0		ug/L	143062	1	03/04/2011 23:10	SB
1,2-Dibromo-3-chloropropane	BRL	5.0		ug/L	143062	1	03/04/2011 23:10	SB
1,2-Dibromoethane	BRL	5.0		ug/L	143062	1	03/04/2011 23:10	SB
1,2-Dichlorobenzene	BRL	5.0		ug/L	143062	1	03/04/2011 23:10	SB
1,2-Dichloroethane	BRL	5.0		ug/L	143062	1	03/04/2011 23:10	SB
1,2-Dichloropropane	BRL	5.0		ug/L	143062	1	03/04/2011 23:10	SB
1,3-Dichlorobenzene	BRL	5.0		ug/L	143062	1	03/04/2011 23:10	SB
1,4-Dichlorobenzene	BRL	5.0		ug/L	143062	1	03/04/2011 23:10	SB
2-Butanone	BRL	50		ug/L	143062	1	03/04/2011 23:10	SB
2-Hexanone	BRL	10		ug/L	143062	1	03/04/2011 23:10	SB
4-Methyl-2-pentanone	BRL	10		ug/L	143062	1	03/04/2011 23:10	SB
Acetone	BRL	50		ug/L	143062	1	03/04/2011 23:10	SB
Benzene	BRL	5.0		ug/L	143062	1	03/04/2011 23:10	SB
Bromodichloromethane	BRL	5.0		ug/L	143062	1	03/04/2011 23:10	SB
Bromoform	BRL	5.0		ug/L	143062	1	03/04/2011 23:10	SB
Bromomethane	BRL	5.0		ug/L	143062	1	03/04/2011 23:10	SB
Carbon disulfide	BRL	5.0		ug/L	143062	1	03/04/2011 23:10	SB
Carbon tetrachloride	BRL	5.0		ug/L	143062	1	03/04/2011 23:10	SB
Chlorobenzene	BRL	5.0		ug/L	143062	1	03/04/2011 23:10	SB
Chloroethane	BRL	10		ug/L	143062	1	03/04/2011 23:10	SB
Chloroform	BRL	5.0		ug/L	143062	1	03/04/2011 23:10	SB
Chloromethane	BRL	10		ug/L	143062	1	03/04/2011 23:10	SB
cis-1,2-Dichloroethene	6.9	5.0		ug/L	143062	1	03/04/2011 23:10	SB
cis-1,3-Dichloropropene	BRL	5.0		ug/L	143062	1	03/04/2011 23:10	SB
Cyclohexane	BRL	5.0		ug/L	143062	1	03/04/2011 23:10	SB
Dibromochloromethane	BRL	5.0		ug/L	143062	1	03/04/2011 23:10	SB
Dichlorodifluoromethane	BRL	10		ug/L	143062	1	03/04/2011 23:10	SB
Ethylbenzene	BRL	5.0		ug/L	143062	1	03/04/2011 23:10	SB
Freon-113	BRL	10		ug/L	143062	1	03/04/2011 23:10	SB
Isopropylbenzene	BRL	5.0		ug/L	143062	1	03/04/2011 23:10	SB
m,p-Xylene	BRL	5.0		ug/L	143062	1	03/04/2011 23:10	SB
Methyl acetate	BRL	5.0		ug/L	143062	1	03/04/2011 23:10	SB
Methyl tert-butyl ether	BRL	5.0		ug/L	143062	1	03/04/2011 23:10	SB
Methylcyclohexane	BRL	5.0		ug/L	143062	1	03/04/2011 23:10	SB
Methylene chloride	BRL	5.0		ug/L	143062	1	03/04/2011 23:10	SB
o-Xylene	BRL	5.0		ug/L	143062	1	03/04/2011 23:10	SB

Qualifiers:

- * Value exceeds maximum contaminant level
- BRL Below reporting limit
- H Holding times for preparation or analysis exceeded
- N Analyte not NELAC certified
- B Analyte detected in the associated method blank
- > Greater than Result value
- E Estimated (value above quantitation range)
- S Spike Recovery outside limits due to matrix
- Narr See case narrative
- NC Not confirmed
- < Less than Result value
- J Estimated value detected below Reporting Limit

Analytical Environmental Services, Inc **Date:** 14-Mar-11

Client:	Peachtree Environmental	**Client Sample ID:**	WC-0311-SMFMW-DS-3
Project Name:	Woodall Creek	**Collection Date:**	3/1/2011 11:25:00 AM
Lab ID:	1103105-009	**Matrix:**	Groundwater

Analyses	Result	Reporting Limit	Qual	Units	BatchID	Dilution Factor	Date Analyzed	Analyst
TCL VOLATILE ORGANICS SW8260B				**(SW5030B)**				
Styrene	BRL	5.0		ug/L	143062	1	03/04/2011 23:10	SB
Tetrachloroethene	76	5.0		ug/L	143062	1	03/04/2011 23:10	SB
Toluene	BRL	5.0		ug/L	143062	1	03/04/2011 23:10	SB
trans-1,2-Dichloroethene	BRL	5.0		ug/L	143062	1	03/04/2011 23:10	SB
trans-1,3-Dichloropropene	BRL	5.0		ug/L	143062	1	03/04/2011 23:10	SB
Trichloroethene	BRL	5.0		ug/L	143062	1	03/04/2011 23:10	SB
Trichlorofluoromethane	BRL	5.0		ug/L	143062	1	03/04/2011 23:10	SB
Vinyl chloride	BRL	2.0		ug/L	143062	1	03/04/2011 23:10	SB
Surr: 4-Bromofluorobenzene	87	64.7-130		%REC	143062	1	03/04/2011 23:10	SB
Surr: Dibromofluoromethane	104	80.7-129		%REC	143062	1	03/04/2011 23:10	SB
Surr: Toluene-d8	89.6	71.1-120		%REC	143062	1	03/04/2011 23:10	SB

Qualifiers:

*	Value exceeds maximum contaminant level	E	Estimated (value above quantitation range)
BRL	Below reporting limit	S	Spike Recovery outside limits due to matrix
H	Holding times for preparation or analysis exceeded	Narr	See case narrative
N	Analyte not NELAC certified	NC	Not confirmed
B	Analyte detected in the associated method blank	<	Less than Result value
>	Greater than Result value	J	Estimated value detected below Reporting Limit

Analytical Environmental Services, Inc **Date:** 14-Mar-11

Client:	Peachtree Environmental	**Client Sample ID:**	WC-0311-SMFMW-DS-3D
Project Name:	Woodall Creek	**Collection Date:**	3/1/2011 11:25:00 AM
Lab ID:	1103105-010	**Matrix:**	Groundwater

Analyses	Result	Reporting Limit	Qual	Units	BatchID	Dilution Factor	Date Analyzed	Analyst
TCL VOLATILE ORGANICS SW8260B				**(SW5030B)**				
1,1,1-Trichloroethane	BRL	5.0		ug/L	143062	1	03/10/2011 17:52	SB
1,1,2,2-Tetrachloroethane	BRL	5.0		ug/L	143062	1	03/10/2011 17:52	SB
1,1,2-Trichloroethane	BRL	5.0		ug/L	143062	1	03/10/2011 17:52	SB
1,1-Dichloroethane	BRL	5.0		ug/L	143062	1	03/10/2011 17:52	SB
1,1-Dichloroethene	BRL	5.0		ug/L	143062	1	03/10/2011 17:52	SB
1,2,4-Trichlorobenzene	BRL	5.0		ug/L	143062	1	03/10/2011 17:52	SB
1,2-Dibromo-3-chloropropane	BRL	5.0		ug/L	143062	1	03/10/2011 17:52	SB
1,2-Dibromoethane	BRL	5.0		ug/L	143062	1	03/10/2011 17:52	SB
1,2-Dichlorobenzene	BRL	5.0		ug/L	143062	1	03/10/2011 17:52	SB
1,2-Dichloroethane	BRL	5.0		ug/L	143062	1	03/10/2011 17:52	SB
1,2-Dichloropropane	BRL	5.0		ug/L	143062	1	03/10/2011 17:52	SB
1,3-Dichlorobenzene	BRL	5.0		ug/L	143062	1	03/10/2011 17:52	SB
1,4-Dichlorobenzene	BRL	5.0		ug/L	143062	1	03/10/2011 17:52	SB
2-Butanone	BRL	50		ug/L	143062	1	03/10/2011 17:52	SB
2-Hexanone	BRL	10		ug/L	143062	1	03/10/2011 17:52	SB
4-Methyl-2-pentanone	BRL	10		ug/L	143062	1	03/10/2011 17:52	SB
Acetone	BRL	50		ug/L	143062	1	03/10/2011 17:52	SB
Benzene	BRL	5.0		ug/L	143062	1	03/10/2011 17:52	SB
Bromodichloromethane	BRL	5.0		ug/L	143062	1	03/10/2011 17:52	SB
Bromoform	BRL	5.0		ug/L	143062	1	03/10/2011 17:52	SB
Bromomethane	BRL	5.0		ug/L	143062	1	03/10/2011 17:52	SB
Carbon disulfide	BRL	5.0		ug/L	143062	1	03/10/2011 17:52	SB
Carbon tetrachloride	BRL	5.0		ug/L	143062	1	03/10/2011 17:52	SB
Chlorobenzene	BRL	5.0		ug/L	143062	1	03/10/2011 17:52	SB
Chloroethane	BRL	10		ug/L	143062	1	03/10/2011 17:52	SB
Chloroform	BRL	5.0		ug/L	143062	1	03/10/2011 17:52	SB
Chloromethane	BRL	10		ug/L	143062	1	03/10/2011 17:52	SB
cis-1,2-Dichloroethene	7.6	5.0		ug/L	143062	1	03/10/2011 17:52	SB
cis-1,3-Dichloropropene	BRL	5.0		ug/L	143062	1	03/10/2011 17:52	SB
Cyclohexane	BRL	5.0		ug/L	143062	1	03/10/2011 17:52	SB
Dibromochloromethane	BRL	5.0		ug/L	143062	1	03/10/2011 17:52	SB
Dichlorodifluoromethane	BRL	10		ug/L	143062	1	03/10/2011 17:52	SB
Ethylbenzene	BRL	5.0		ug/L	143062	1	03/10/2011 17:52	SB
Freon-113	BRL	10		ug/L	143062	1	03/10/2011 17:52	SB
Isopropylbenzene	BRL	5.0		ug/L	143062	1	03/10/2011 17:52	SB
m,p-Xylene	BRL	5.0		ug/L	143062	1	03/10/2011 17:52	SB
Methyl acetate	BRL	5.0		ug/L	143062	1	03/10/2011 17:52	SB
Methyl tert-butyl ether	BRL	5.0		ug/L	143062	1	03/10/2011 17:52	SB
Methylcyclohexane	BRL	5.0		ug/L	143062	1	03/10/2011 17:52	SB
Methylene chloride	BRL	5.0		ug/L	143062	1	03/10/2011 17:52	SB
o-Xylene	BRL	5.0		ug/L	143062	1	03/10/2011 17:52	SB

Qualifiers:

- * Value exceeds maximum contaminant level
- BRL Below reporting limit
- H Holding times for preparation or analysis exceeded
- N Analyte not NELAC certified
- B Analyte detected in the associated method blank
- > Greater than Result value
- E Estimated (value above quantitation range)
- S Spike Recovery outside limits due to matrix
- Narr See case narrative
- NC Not confirmed
- < Less than Result value
- J Estimated value detected below Reporting Limit

Analytical Environmental Services, Inc **Date:** 14-Mar-11

Client:	Peachtree Environmental	**Client Sample ID:**	WC-0311-SMFMW-DS-3D
Project Name:	Woodall Creek	**Collection Date:**	3/1/2011 11:25:00 AM
Lab ID:	1103105-010	**Matrix:**	Groundwater

Analyses	Result	Reporting Limit	Qual	Units	BatchID	Dilution Factor	Date Analyzed	Analyst
TCL VOLATILE ORGANICS SW8260B				**(SW5030B)**				
Styrene	BRL	5.0		ug/L	143062	1	03/10/2011 17:52	SB
Tetrachloroethene	66	5.0		ug/L	143062	1	03/10/2011 17:52	SB
Toluene	BRL	5.0		ug/L	143062	1	03/10/2011 17:52	SB
trans-1,2-Dichloroethene	BRL	5.0		ug/L	143062	1	03/10/2011 17:52	SB
trans-1,3-Dichloropropene	BRL	5.0		ug/L	143062	1	03/10/2011 17:52	SB
Trichloroethene	BRL	5.0		ug/L	143062	1	03/10/2011 17:52	SB
Trichlorofluoromethane	BRL	5.0		ug/L	143062	1	03/10/2011 17:52	SB
Vinyl chloride	BRL	2.0		ug/L	143062	1	03/10/2011 17:52	SB
Surr: 4-Bromofluorobenzene	83.5	64.7-130		%REC	143062	1	03/10/2011 17:52	SB
Surr: Dibromofluoromethane	102	80.7-129		%REC	143062	1	03/10/2011 17:52	SB
Surr: Toluene-d8	86.1	71.1-120		%REC	143062	1	03/10/2011 17:52	SB

Qualifiers:

*	Value exceeds maximum contaminant level	E	Estimated (value above quantitation range)
BRL	Below reporting limit	S	Spike Recovery outside limits due to matrix
H	Holding times for preparation or analysis exceeded	Narr	See case narrative
N	Analyte not NELAC certified	NC	Not confirmed
B	Analyte detected in the associated method blank	<	Less than Result value
>	Greater than Result value	J	Estimated value detected below Reporting Limit

Analytical Environmental Services, Inc **Date:** 14-Mar-11

Client:	Peachtree Environmental	**Client Sample ID:**	WC-0311-SMFMW-9
Project Name:	Woodall Creek	**Collection Date:**	3/1/2011 12:05:00 PM
Lab ID:	1103105-011	**Matrix:**	Groundwater

Analyses	Result	Reporting Limit	Qual	Units	BatchID	Dilution Factor	Date Analyzed	Analyst
TCL VOLATILE ORGANICS SW8260B				**(SW5030B)**				
1,1,1-Trichloroethane	BRL	5.0		ug/L	143062	1	03/04/2011 17:05	SB
1,1,2,2-Tetrachloroethane	BRL	5.0		ug/L	143062	1	03/04/2011 17:05	SB
1,1,2-Trichloroethane	BRL	5.0		ug/L	143062	1	03/04/2011 17:05	SB
1,1-Dichloroethane	BRL	5.0		ug/L	143062	1	03/04/2011 17:05	SB
1,1-Dichloroethene	BRL	5.0		ug/L	143062	1	03/04/2011 17:05	SB
1,2,4-Trichlorobenzene	BRL	5.0		ug/L	143062	1	03/04/2011 17:05	SB
1,2-Dibromo-3-chloropropane	BRL	5.0		ug/L	143062	1	03/04/2011 17:05	SB
1,2-Dibromoethane	BRL	5.0		ug/L	143062	1	03/04/2011 17:05	SB
1,2-Dichlorobenzene	BRL	5.0		ug/L	143062	1	03/04/2011 17:05	SB
1,2-Dichloroethane	BRL	5.0		ug/L	143062	1	03/04/2011 17:05	SB
1,2-Dichloropropane	BRL	5.0		ug/L	143062	1	03/04/2011 17:05	SB
1,3-Dichlorobenzene	BRL	5.0		ug/L	143062	1	03/04/2011 17:05	SB
1,4-Dichlorobenzene	BRL	5.0		ug/L	143062	1	03/04/2011 17:05	SB
2-Butanone	BRL	50		ug/L	143062	1	03/04/2011 17:05	SB
2-Hexanone	BRL	10		ug/L	143062	1	03/04/2011 17:05	SB
4-Methyl-2-pentanone	BRL	10		ug/L	143062	1	03/04/2011 17:05	SB
Acetone	BRL	50		ug/L	143062	1	03/04/2011 17:05	SB
Benzene	BRL	5.0		ug/L	143062	1	03/04/2011 17:05	SB
Bromodichloromethane	BRL	5.0		ug/L	143062	1	03/04/2011 17:05	SB
Bromoform	BRL	5.0		ug/L	143062	1	03/04/2011 17:05	SB
Bromomethane	BRL	5.0		ug/L	143062	1	03/04/2011 17:05	SB
Carbon disulfide	BRL	5.0		ug/L	143062	1	03/04/2011 17:05	SB
Carbon tetrachloride	BRL	5.0		ug/L	143062	1	03/04/2011 17:05	SB
Chlorobenzene	BRL	5.0		ug/L	143062	1	03/04/2011 17:05	SB
Chloroethane	BRL	10		ug/L	143062	1	03/04/2011 17:05	SB
Chloroform	BRL	5.0		ug/L	143062	1	03/04/2011 17:05	SB
Chloromethane	BRL	10		ug/L	143062	1	03/04/2011 17:05	SB
cis-1,2-Dichloroethene	BRL	5.0		ug/L	143062	1	03/04/2011 17:05	SB
cis-1,3-Dichloropropene	BRL	5.0		ug/L	143062	1	03/04/2011 17:05	SB
Cyclohexane	BRL	5.0		ug/L	143062	1	03/04/2011 17:05	SB
Dibromochloromethane	BRL	5.0		ug/L	143062	1	03/04/2011 17:05	SB
Dichlorodifluoromethane	BRL	10		ug/L	143062	1	03/04/2011 17:05	SB
Ethylbenzene	BRL	5.0		ug/L	143062	1	03/04/2011 17:05	SB
Freon-113	BRL	10		ug/L	143062	1	03/04/2011 17:05	SB
Isopropylbenzene	BRL	5.0		ug/L	143062	1	03/04/2011 17:05	SB
m,p-Xylene	BRL	5.0		ug/L	143062	1	03/04/2011 17:05	SB
Methyl acetate	BRL	5.0		ug/L	143062	1	03/04/2011 17:05	SB
Methyl tert-butyl ether	BRL	5.0		ug/L	143062	1	03/04/2011 17:05	SB
Methylcyclohexane	BRL	5.0		ug/L	143062	1	03/04/2011 17:05	SB
Methylene chloride	BRL	5.0		ug/L	143062	1	03/04/2011 17:05	SB
o-Xylene	BRL	5.0		ug/L	143062	1	03/04/2011 17:05	SB

Qualifiers:

- * Value exceeds maximum contaminant level
- BRL Below reporting limit
- H Holding times for preparation or analysis exceeded
- N Analyte not NELAC certified
- B Analyte detected in the associated method blank
- > Greater than Result value
- E Estimated (value above quantitation range)
- S Spike Recovery outside limits due to matrix
- Narr See case narrative
- NC Not confirmed
- < Less than Result value
- J Estimated value detected below Reporting Limit

Analytical Environmental Services, Inc **Date:** 14-Mar-11

Client:	Peachtree Environmental	**Client Sample ID:**	WC-0311-SMFMW-9
Project Name:	Woodall Creek	**Collection Date:**	3/1/2011 12:05:00 PM
Lab ID:	1103105-011	**Matrix:**	Groundwater

Analyses	Result	Reporting Limit	Qual	Units	BatchID	Dilution Factor	Date Analyzed	Analyst
TCL VOLATILE ORGANICS SW8260B				**(SW5030B)**				
Styrene	BRL	5.0		ug/L	143062	1	03/04/2011 17:05	SB
Tetrachloroethene	5.8	5.0		ug/L	143062	1	03/04/2011 17:05	SB
Toluene	BRL	5.0		ug/L	143062	1	03/04/2011 17:05	SB
trans-1,2-Dichloroethene	BRL	5.0		ug/L	143062	1	03/04/2011 17:05	SB
trans-1,3-Dichloropropene	BRL	5.0		ug/L	143062	1	03/04/2011 17:05	SB
Trichloroethene	BRL	5.0		ug/L	143062	1	03/04/2011 17:05	SB
Trichlorofluoromethane	BRL	5.0		ug/L	143062	1	03/04/2011 17:05	SB
Vinyl chloride	BRL	2.0		ug/L	143062	1	03/04/2011 17:05	SB
Surr: 4-Bromofluorobenzene	82.8	64.7-130		%REC	143062	1	03/04/2011 17:05	SB
Surr: Dibromofluoromethane	107	80.7-129		%REC	143062	1	03/04/2011 17:05	SB
Surr: Toluene-d8	91.3	71.1-120		%REC	143062	1	03/04/2011 17:05	SB

Qualifiers:

*	Value exceeds maximum contaminant level	E	Estimated (value above quantitation range)
BRL	Below reporting limit	S	Spike Recovery outside limits due to matrix
H	Holding times for preparation or analysis exceeded	Narr	See case narrative
N	Analyte not NELAC certified	NC	Not confirmed
B	Analyte detected in the associated method blank	<	Less than Result value
>	Greater than Result value	J	Estimated value detected below Reporting Limit

Analytical Environmental Services, Inc **Date:** 14-Mar-11

Client:	Peachtree Environmental	**Client Sample ID:**	WC-0311-SMFMW-10
Project Name:	Woodall Creek	**Collection Date:**	3/1/2011 12:30:00 PM
Lab ID:	1103105-012	**Matrix:**	Groundwater

Analyses	Result	Reporting Limit	Qual	Units	BatchID	Dilution Factor	Date Analyzed	Analyst
TCL VOLATILE ORGANICS SW8260B				**(SW5030B)**				
1,1,1-Trichloroethane	BRL	5.0		ug/L	143062	1	03/11/2011 13:25	SB
1,1,2,2-Tetrachloroethane	BRL	5.0		ug/L	143062	1	03/11/2011 13:25	SB
1,1,2-Trichloroethane	BRL	5.0		ug/L	143062	1	03/11/2011 13:25	SB
1,1-Dichloroethane	BRL	5.0		ug/L	143062	1	03/11/2011 13:25	SB
1,1-Dichloroethene	BRL	5.0		ug/L	143062	1	03/11/2011 13:25	SB
1,2,4-Trichlorobenzene	BRL	5.0		ug/L	143062	1	03/11/2011 13:25	SB
1,2-Dibromo-3-chloropropane	BRL	5.0		ug/L	143062	1	03/11/2011 13:25	SB
1,2-Dibromoethane	BRL	5.0		ug/L	143062	1	03/11/2011 13:25	SB
1,2-Dichlorobenzene	BRL	5.0		ug/L	143062	1	03/11/2011 13:25	SB
1,2-Dichloroethane	BRL	5.0		ug/L	143062	1	03/11/2011 13:25	SB
1,2-Dichloropropane	BRL	5.0		ug/L	143062	1	03/11/2011 13:25	SB
1,3-Dichlorobenzene	BRL	5.0		ug/L	143062	1	03/11/2011 13:25	SB
1,4-Dichlorobenzene	BRL	5.0		ug/L	143062	1	03/11/2011 13:25	SB
2-Butanone	BRL	50		ug/L	143062	1	03/11/2011 13:25	SB
2-Hexanone	BRL	10		ug/L	143062	1	03/11/2011 13:25	SB
4-Methyl-2-pentanone	BRL	10		ug/L	143062	1	03/11/2011 13:25	SB
Acetone	BRL	50		ug/L	143062	1	03/11/2011 13:25	SB
Benzene	BRL	5.0		ug/L	143062	1	03/11/2011 13:25	SB
Bromodichloromethane	BRL	5.0		ug/L	143062	1	03/11/2011 13:25	SB
Bromoform	BRL	5.0		ug/L	143062	1	03/11/2011 13:25	SB
Bromomethane	BRL	5.0		ug/L	143062	1	03/11/2011 13:25	SB
Carbon disulfide	BRL	5.0		ug/L	143062	1	03/11/2011 13:25	SB
Carbon tetrachloride	BRL	5.0		ug/L	143062	1	03/11/2011 13:25	SB
Chlorobenzene	BRL	5.0		ug/L	143062	1	03/11/2011 13:25	SB
Chloroethane	BRL	10		ug/L	143062	1	03/11/2011 13:25	SB
Chloroform	BRL	5.0		ug/L	143062	1	03/11/2011 13:25	SB
Chloromethane	BRL	10		ug/L	143062	1	03/11/2011 13:25	SB
cis-1,2-Dichloroethene	BRL	5.0		ug/L	143062	1	03/11/2011 13:25	SB
cis-1,3-Dichloropropene	BRL	5.0		ug/L	143062	1	03/11/2011 13:25	SB
Cyclohexane	BRL	5.0		ug/L	143062	1	03/11/2011 13:25	SB
Dibromochloromethane	BRL	5.0		ug/L	143062	1	03/11/2011 13:25	SB
Dichlorodifluoromethane	BRL	10		ug/L	143062	1	03/11/2011 13:25	SB
Ethylbenzene	BRL	5.0		ug/L	143062	1	03/11/2011 13:25	SB
Freon-113	BRL	10		ug/L	143062	1	03/11/2011 13:25	SB
Isopropylbenzene	BRL	5.0		ug/L	143062	1	03/11/2011 13:25	SB
m,p-Xylene	BRL	5.0		ug/L	143062	1	03/11/2011 13:25	SB
Methyl acetate	BRL	5.0		ug/L	143062	1	03/11/2011 13:25	SB
Methyl tert-butyl ether	BRL	5.0		ug/L	143062	1	03/11/2011 13:25	SB
Methylcyclohexane	BRL	5.0		ug/L	143062	1	03/11/2011 13:25	SB
Methylene chloride	BRL	5.0		ug/L	143062	1	03/11/2011 13:25	SB
o-Xylene	BRL	5.0		ug/L	143062	1	03/11/2011 13:25	SB

Qualifiers:

- * Value exceeds maximum contaminant level
- BRL Below reporting limit
- H Holding times for preparation or analysis exceeded
- N Analyte not NELAC certified
- B Analyte detected in the associated method blank
- > Greater than Result value
- E Estimated (value above quantitation range)
- S Spike Recovery outside limits due to matrix
- Narr See case narrative
- NC Not confirmed
- < Less than Result value
- J Estimated value detected below Reporting Limit

Analytical Environmental Services, Inc **Date:** 14-Mar-11

Client:	Peachtree Environmental	**Client Sample ID:**	WC-0311-SMFMW-10
Project Name:	Woodall Creek	**Collection Date:**	3/1/2011 12:30:00 PM
Lab ID:	1103105-012	**Matrix:**	Groundwater

Analyses	Result	Reporting Limit	Qual	Units	BatchID	Dilution Factor	Date Analyzed	Analyst
TCL VOLATILE ORGANICS SW8260B				**(SW5030B)**				
Styrene	BRL	5.0		ug/L	143062	1	03/11/2011 13:25	SB
Tetrachloroethene	BRL	5.0		ug/L	143062	1	03/11/2011 13:25	SB
Toluene	BRL	5.0		ug/L	143062	1	03/11/2011 13:25	SB
trans-1,2-Dichloroethene	BRL	5.0		ug/L	143062	1	03/11/2011 13:25	SB
trans-1,3-Dichloropropene	BRL	5.0		ug/L	143062	1	03/11/2011 13:25	SB
Trichloroethene	BRL	5.0		ug/L	143062	1	03/11/2011 13:25	SB
Trichlorofluoromethane	BRL	5.0		ug/L	143062	1	03/11/2011 13:25	SB
Vinyl chloride	BRL	2.0		ug/L	143062	1	03/11/2011 13:25	SB
Surr: 4-Bromofluorobenzene	80.6	64.7-130		%REC	143062	1	03/11/2011 13:25	SB
Surr: Dibromofluoromethane	89.8	80.7-129		%REC	143062	1	03/11/2011 13:25	SB
Surr: Toluene-d8	83.8	71.1-120		%REC	143062	1	03/11/2011 13:25	SB

Qualifiers:

*	Value exceeds maximum contaminant level	E	Estimated (value above quantitation range)
BRL	Below reporting limit	S	Spike Recovery outside limits due to matrix
H	Holding times for preparation or analysis exceeded	Narr	See case narrative
N	Analyte not NELAC certified	NC	Not confirmed
B	Analyte detected in the associated method blank	<	Less than Result value
>	Greater than Result value	J	Estimated value detected below Reporting Limit

Analytical Environmental Services, Inc **Date:** 14-Mar-11

Client:	Peachtree Environmental	**Client Sample ID:**	WC-0311-SMFMW-1
Project Name:	Woodall Creek	**Collection Date:**	3/1/2011 1:38:00 PM
Lab ID:	1103105-013	**Matrix:**	Groundwater

Analyses	Result	Reporting Limit	Qual	Units	BatchID	Dilution Factor	Date Analyzed	Analyst
TCL VOLATILE ORGANICS SW8260B				**(SW5030B)**				
1,1,1-Trichloroethane	BRL	5.0		ug/L	143062	1	03/07/2011 16:30	NH
1,1,2,2-Tetrachloroethane	BRL	5.0		ug/L	143062	1	03/07/2011 16:30	NH
1,1,2-Trichloroethane	BRL	5.0		ug/L	143062	1	03/07/2011 16:30	NH
1,1-Dichloroethane	BRL	5.0		ug/L	143062	1	03/07/2011 16:30	NH
1,1-Dichloroethene	BRL	5.0		ug/L	143062	1	03/07/2011 16:30	NH
1,2,4-Trichlorobenzene	BRL	5.0		ug/L	143062	1	03/07/2011 16:30	NH
1,2-Dibromo-3-chloropropane	BRL	5.0		ug/L	143062	1	03/07/2011 16:30	NH
1,2-Dibromoethane	BRL	5.0		ug/L	143062	1	03/07/2011 16:30	NH
1,2-Dichlorobenzene	BRL	5.0		ug/L	143062	1	03/07/2011 16:30	NH
1,2-Dichloroethane	BRL	5.0		ug/L	143062	1	03/07/2011 16:30	NH
1,2-Dichloropropane	BRL	5.0		ug/L	143062	1	03/07/2011 16:30	NH
1,3-Dichlorobenzene	BRL	5.0		ug/L	143062	1	03/07/2011 16:30	NH
1,4-Dichlorobenzene	BRL	5.0		ug/L	143062	1	03/07/2011 16:30	NH
2-Butanone	BRL	50		ug/L	143062	1	03/07/2011 16:30	NH
2-Hexanone	BRL	10		ug/L	143062	1	03/07/2011 16:30	NH
4-Methyl-2-pentanone	BRL	10		ug/L	143062	1	03/07/2011 16:30	NH
Acetone	BRL	50		ug/L	143062	1	03/07/2011 16:30	NH
Benzene	BRL	5.0		ug/L	143062	1	03/07/2011 16:30	NH
Bromodichloromethane	BRL	5.0		ug/L	143062	1	03/07/2011 16:30	NH
Bromoform	BRL	5.0		ug/L	143062	1	03/07/2011 16:30	NH
Bromomethane	BRL	5.0		ug/L	143062	1	03/07/2011 16:30	NH
Carbon disulfide	BRL	5.0		ug/L	143062	1	03/07/2011 16:30	NH
Carbon tetrachloride	BRL	5.0		ug/L	143062	1	03/07/2011 16:30	NH
Chlorobenzene	BRL	5.0		ug/L	143062	1	03/07/2011 16:30	NH
Chloroethane	BRL	10		ug/L	143062	1	03/07/2011 16:30	NH
Chloroform	BRL	5.0		ug/L	143062	1	03/07/2011 16:30	NH
Chloromethane	BRL	10		ug/L	143062	1	03/07/2011 16:30	NH
cis-1,2-Dichloroethene	BRL	5.0		ug/L	143062	1	03/07/2011 16:30	NH
cis-1,3-Dichloropropene	BRL	5.0		ug/L	143062	1	03/07/2011 16:30	NH
Cyclohexane	BRL	5.0		ug/L	143062	1	03/07/2011 16:30	NH
Dibromochloromethane	BRL	5.0		ug/L	143062	1	03/07/2011 16:30	NH
Dichlorodifluoromethane	BRL	10		ug/L	143062	1	03/07/2011 16:30	NH
Ethylbenzene	BRL	5.0		ug/L	143062	1	03/07/2011 16:30	NH
Freon-113	BRL	10		ug/L	143062	1	03/07/2011 16:30	NH
Isopropylbenzene	BRL	5.0		ug/L	143062	1	03/07/2011 16:30	NH
m,p-Xylene	BRL	5.0		ug/L	143062	1	03/07/2011 16:30	NH
Methyl acetate	BRL	5.0		ug/L	143062	1	03/07/2011 16:30	NH
Methyl tert-butyl ether	BRL	5.0		ug/L	143062	1	03/07/2011 16:30	NH
Methylcyclohexane	BRL	5.0		ug/L	143062	1	03/07/2011 16:30	NH
Methylene chloride	BRL	5.0		ug/L	143062	1	03/07/2011 16:30	NH
o-Xylene	BRL	5.0		ug/L	143062	1	03/07/2011 16:30	NH

Qualifiers:

- * Value exceeds maximum contaminant level
- BRL Below reporting limit
- H Holding times for preparation or analysis exceeded
- N Analyte not NELAC certified
- B Analyte detected in the associated method blank
- > Greater than Result value
- E Estimated (value above quantitation range)
- S Spike Recovery outside limits due to matrix
- Narr See case narrative
- NC Not confirmed
- < Less than Result value
- J Estimated value detected below Reporting Limit

Analytical Environmental Services, Inc **Date:** 14-Mar-11

Client:	Peachtree Environmental	**Client Sample ID:**	WC-0311-SMFMW-1
Project Name:	Woodall Creek	**Collection Date:**	3/1/2011 1:38:00 PM
Lab ID:	1103105-013	**Matrix:**	Groundwater

Analyses	Result	Reporting Limit	Qual	Units	BatchID	Dilution Factor	Date Analyzed	Analyst
TCL VOLATILE ORGANICS SW8260B				**(SW5030B)**				
Styrene	BRL	5.0		ug/L	143062	1	03/07/2011 16:30	NH
Tetrachloroethene	BRL	5.0		ug/L	143062	1	03/07/2011 16:30	NH
Toluene	BRL	5.0		ug/L	143062	1	03/07/2011 16:30	NH
trans-1,2-Dichloroethene	BRL	5.0		ug/L	143062	1	03/07/2011 16:30	NH
trans-1,3-Dichloropropene	BRL	5.0		ug/L	143062	1	03/07/2011 16:30	NH
Trichloroethene	7.4	5.0		ug/L	143062	1	03/07/2011 16:30	NH
Trichlorofluoromethane	BRL	5.0		ug/L	143062	1	03/07/2011 16:30	NH
Vinyl chloride	BRL	2.0		ug/L	143062	1	03/07/2011 16:30	NH
Surr: 4-Bromofluorobenzene	101	64.7-130		%REC	143062	1	03/07/2011 16:30	NH
Surr: Dibromofluoromethane	91.6	80.7-129		%REC	143062	1	03/07/2011 16:30	NH
Surr: Toluene-d8	89	71.1-120		%REC	143062	1	03/07/2011 16:30	NH

Qualifiers:

*	Value exceeds maximum contaminant level	E	Estimated (value above quantitation range)
BRL	Below reporting limit	S	Spike Recovery outside limits due to matrix
H	Holding times for preparation or analysis exceeded	Narr	See case narrative
N	Analyte not NELAC certified	NC	Not confirmed
B	Analyte detected in the associated method blank	<	Less than Result value
>	Greater than Result value	J	Estimated value detected below Reporting Limit

Analytical Environmental Services, Inc **Date:** 14-Mar-11

Client:	Peachtree Environmental	**Client Sample ID:**	WC-0311-SMFMW-2
Project Name:	Woodall Creek	**Collection Date:**	3/1/2011 2:03:00 PM
Lab ID:	1103105-014	**Matrix:**	Groundwater

Analyses	Result	Reporting Limit	Qual	Units	BatchID	Dilution Factor	Date Analyzed	Analyst
TCL VOLATILE ORGANICS SW8260B				**(SW5030B)**				
1,1,1-Trichloroethane	BRL	5.0		ug/L	143062	1	03/07/2011 17:06	AR
1,1,2,2-Tetrachloroethane	BRL	5.0		ug/L	143062	1	03/07/2011 17:06	AR
1,1,2-Trichloroethane	BRL	5.0		ug/L	143062	1	03/07/2011 17:06	AR
1,1-Dichloroethane	BRL	5.0		ug/L	143062	1	03/07/2011 17:06	AR
1,1-Dichloroethene	BRL	5.0		ug/L	143062	1	03/07/2011 17:06	AR
1,2,4-Trichlorobenzene	BRL	5.0		ug/L	143062	1	03/07/2011 17:06	AR
1,2-Dibromo-3-chloropropane	BRL	5.0		ug/L	143062	1	03/07/2011 17:06	AR
1,2-Dibromoethane	BRL	5.0		ug/L	143062	1	03/07/2011 17:06	AR
1,2-Dichlorobenzene	BRL	5.0		ug/L	143062	1	03/07/2011 17:06	AR
1,2-Dichloroethane	BRL	5.0		ug/L	143062	1	03/07/2011 17:06	AR
1,2-Dichloropropane	BRL	5.0		ug/L	143062	1	03/07/2011 17:06	AR
1,3-Dichlorobenzene	BRL	5.0		ug/L	143062	1	03/07/2011 17:06	AR
1,4-Dichlorobenzene	BRL	5.0		ug/L	143062	1	03/07/2011 17:06	AR
2-Butanone	BRL	50		ug/L	143062	1	03/07/2011 17:06	AR
2-Hexanone	BRL	10		ug/L	143062	1	03/07/2011 17:06	AR
4-Methyl-2-pentanone	BRL	10		ug/L	143062	1	03/07/2011 17:06	AR
Acetone	BRL	50		ug/L	143062	1	03/07/2011 17:06	AR
Benzene	BRL	5.0		ug/L	143062	1	03/07/2011 17:06	AR
Bromodichloromethane	BRL	5.0		ug/L	143062	1	03/07/2011 17:06	AR
Bromoform	BRL	5.0		ug/L	143062	1	03/07/2011 17:06	AR
Bromomethane	BRL	5.0		ug/L	143062	1	03/07/2011 17:06	AR
Carbon disulfide	BRL	5.0		ug/L	143062	1	03/07/2011 17:06	AR
Carbon tetrachloride	BRL	5.0		ug/L	143062	1	03/07/2011 17:06	AR
Chlorobenzene	BRL	5.0		ug/L	143062	1	03/07/2011 17:06	AR
Chloroethane	BRL	10		ug/L	143062	1	03/07/2011 17:06	AR
Chloroform	BRL	5.0		ug/L	143062	1	03/07/2011 17:06	AR
Chloromethane	BRL	10		ug/L	143062	1	03/07/2011 17:06	AR
cis-1,2-Dichloroethene	14	5.0		ug/L	143062	1	03/07/2011 17:06	AR
cis-1,3-Dichloropropene	BRL	5.0		ug/L	143062	1	03/07/2011 17:06	AR
Cyclohexane	BRL	5.0		ug/L	143062	1	03/07/2011 17:06	AR
Dibromochloromethane	BRL	5.0		ug/L	143062	1	03/07/2011 17:06	AR
Dichlorodifluoromethane	BRL	10		ug/L	143062	1	03/07/2011 17:06	AR
Ethylbenzene	BRL	5.0		ug/L	143062	1	03/07/2011 17:06	AR
Freon-113	BRL	10		ug/L	143062	1	03/07/2011 17:06	AR
Isopropylbenzene	BRL	5.0		ug/L	143062	1	03/07/2011 17:06	AR
m,p-Xylene	BRL	5.0		ug/L	143062	1	03/07/2011 17:06	AR
Methyl acetate	BRL	5.0		ug/L	143062	1	03/07/2011 17:06	AR
Methyl tert-butyl ether	BRL	5.0		ug/L	143062	1	03/07/2011 17:06	AR
Methylcyclohexane	BRL	5.0		ug/L	143062	1	03/07/2011 17:06	AR
Methylene chloride	BRL	5.0		ug/L	143062	1	03/07/2011 17:06	AR
o-Xylene	BRL	5.0		ug/L	143062	1	03/07/2011 17:06	AR

Qualifiers:

- * Value exceeds maximum contaminant level
- BRL Below reporting limit
- H Holding times for preparation or analysis exceeded
- N Analyte not NELAC certified
- B Analyte detected in the associated method blank
- > Greater than Result value
- E Estimated (value above quantitation range)
- S Spike Recovery outside limits due to matrix
- Narr See case narrative
- NC Not confirmed
- < Less than Result value
- J Estimated value detected below Reporting Limit

Analytical Environmental Services, Inc **Date:** 14-Mar-11

Client:	Peachtree Environmental	**Client Sample ID:**	WC-0311-SMFMW-2
Project Name:	Woodall Creek	**Collection Date:**	3/1/2011 2:03:00 PM
Lab ID:	1103105-014	**Matrix:**	Groundwater

Analyses	Result	Reporting Limit	Qual	Units	BatchID	Dilution Factor	Date Analyzed	Analyst
TCL VOLATILE ORGANICS SW8260B				**(SW5030B)**				
Styrene	BRL	5.0		ug/L	143062	1	03/07/2011 17:06	AR
Tetrachloroethene	180	50		ug/L	143062	10	03/07/2011 17:56	AR
Toluene	BRL	5.0		ug/L	143062	1	03/07/2011 17:06	AR
trans-1,2-Dichloroethene	BRL	5.0		ug/L	143062	1	03/07/2011 17:06	AR
trans-1,3-Dichloropropene	BRL	5.0		ug/L	143062	1	03/07/2011 17:06	AR
Trichloroethene	35	5.0		ug/L	143062	1	03/07/2011 17:06	AR
Trichlorofluoromethane	BRL	5.0		ug/L	143062	1	03/07/2011 17:06	AR
Vinyl chloride	BRL	2.0		ug/L	143062	1	03/07/2011 17:06	AR
Surr: 4-Bromofluorobenzene	81.5	64.7-130		%REC	143062	1	03/07/2011 17:06	AR
Surr: 4-Bromofluorobenzene	83.4	64.7-130		%REC	143062	10	03/07/2011 17:56	AR
Surr: Dibromofluoromethane	102	80.7-129		%REC	143062	1	03/07/2011 17:06	AR
Surr: Dibromofluoromethane	104	80.7-129		%REC	143062	10	03/07/2011 17:56	AR
Surr: Toluene-d8	90.6	71.1-120		%REC	143062	1	03/07/2011 17:06	AR
Surr: Toluene-d8	91.4	71.1-120		%REC	143062	10	03/07/2011 17:56	AR

Qualifiers:

*	Value exceeds maximum contaminant level	E	Estimated (value above quantitation range)
BRL	Below reporting limit	S	Spike Recovery outside limits due to matrix
H	Holding times for preparation or analysis exceeded	Narr	See case narrative
N	Analyte not NELAC certified	NC	Not confirmed
B	Analyte detected in the associated method blank	<	Less than Result value
>	Greater than Result value	J	Estimated value detected below Reporting Limit

Analytical Environmental Services, Inc **Date:** 14-Mar-11

Client:	Peachtree Environmental	**Client Sample ID:**	WC-0311-SMFMW-14
Project Name:	Woodall Creek	**Collection Date:**	3/1/2011 3:15:00 PM
Lab ID:	1103105-015	**Matrix:**	Groundwater

Analyses	Result	Reporting Limit	Qual	Units	BatchID	Dilution Factor	Date Analyzed	Analyst
TCL VOLATILE ORGANICS SW8260B				**(SW5030B)**				
1,1,1-Trichloroethane	BRL	5.0		ug/L	143062	1	03/12/2011 23:15	SB
1,1,2,2-Tetrachloroethane	BRL	5.0		ug/L	143062	1	03/12/2011 23:15	SB
1,1,2-Trichloroethane	BRL	5.0		ug/L	143062	1	03/12/2011 23:15	SB
1,1-Dichloroethane	BRL	5.0		ug/L	143062	1	03/12/2011 23:15	SB
1,1-Dichloroethene	BRL	5.0		ug/L	143062	1	03/12/2011 23:15	SB
1,2,4-Trichlorobenzene	BRL	5.0		ug/L	143062	1	03/12/2011 23:15	SB
1,2-Dibromo-3-chloropropane	BRL	5.0		ug/L	143062	1	03/12/2011 23:15	SB
1,2-Dibromoethane	BRL	5.0		ug/L	143062	1	03/12/2011 23:15	SB
1,2-Dichlorobenzene	BRL	5.0		ug/L	143062	1	03/12/2011 23:15	SB
1,2-Dichloroethane	BRL	5.0		ug/L	143062	1	03/12/2011 23:15	SB
1,2-Dichloropropane	BRL	5.0		ug/L	143062	1	03/12/2011 23:15	SB
1,3-Dichlorobenzene	BRL	5.0		ug/L	143062	1	03/12/2011 23:15	SB
1,4-Dichlorobenzene	BRL	5.0		ug/L	143062	1	03/12/2011 23:15	SB
2-Butanone	BRL	50		ug/L	143062	1	03/12/2011 23:15	SB
2-Hexanone	BRL	10		ug/L	143062	1	03/12/2011 23:15	SB
4-Methyl-2-pentanone	BRL	10		ug/L	143062	1	03/12/2011 23:15	SB
Acetone	BRL	50		ug/L	143062	1	03/12/2011 23:15	SB
Benzene	BRL	5.0		ug/L	143062	1	03/12/2011 23:15	SB
Bromodichloromethane	BRL	5.0		ug/L	143062	1	03/12/2011 23:15	SB
Bromoform	BRL	5.0		ug/L	143062	1	03/12/2011 23:15	SB
Bromomethane	BRL	5.0		ug/L	143062	1	03/12/2011 23:15	SB
Carbon disulfide	BRL	5.0		ug/L	143062	1	03/12/2011 23:15	SB
Carbon tetrachloride	BRL	5.0		ug/L	143062	1	03/12/2011 23:15	SB
Chlorobenzene	BRL	5.0		ug/L	143062	1	03/12/2011 23:15	SB
Chloroethane	BRL	10		ug/L	143062	1	03/12/2011 23:15	SB
Chloroform	BRL	5.0		ug/L	143062	1	03/12/2011 23:15	SB
Chloromethane	BRL	10		ug/L	143062	1	03/12/2011 23:15	SB
cis-1,2-Dichloroethene	BRL	5.0		ug/L	143062	1	03/12/2011 23:15	SB
cis-1,3-Dichloropropene	BRL	5.0		ug/L	143062	1	03/12/2011 23:15	SB
Cyclohexane	BRL	5.0		ug/L	143062	1	03/12/2011 23:15	SB
Dibromochloromethane	BRL	5.0		ug/L	143062	1	03/12/2011 23:15	SB
Dichlorodifluoromethane	BRL	10		ug/L	143062	1	03/12/2011 23:15	SB
Ethylbenzene	BRL	5.0		ug/L	143062	1	03/12/2011 23:15	SB
Freon-113	BRL	10		ug/L	143062	1	03/12/2011 23:15	SB
Isopropylbenzene	BRL	5.0		ug/L	143062	1	03/12/2011 23:15	SB
m,p-Xylene	BRL	5.0		ug/L	143062	1	03/12/2011 23:15	SB
Methyl acetate	BRL	5.0		ug/L	143062	1	03/12/2011 23:15	SB
Methyl tert-butyl ether	BRL	5.0		ug/L	143062	1	03/12/2011 23:15	SB
Methylcyclohexane	BRL	5.0		ug/L	143062	1	03/12/2011 23:15	SB
Methylene chloride	BRL	5.0		ug/L	143062	1	03/12/2011 23:15	SB
o-Xylene	BRL	5.0		ug/L	143062	1	03/12/2011 23:15	SB

Qualifiers:

- * Value exceeds maximum contaminant level
- BRL Below reporting limit
- H Holding times for preparation or analysis exceeded
- N Analyte not NELAC certified
- B Analyte detected in the associated method blank
- > Greater than Result value
- E Estimated (value above quantitation range)
- S Spike Recovery outside limits due to matrix
- Narr See case narrative
- NC Not confirmed
- < Less than Result value
- J Estimated value detected below Reporting Limit

Analytical Environmental Services, Inc **Date:** 14-Mar-11

Client:	Peachtree Environmental	**Client Sample ID:**	WC-0311-SMFMW-14
Project Name:	Woodall Creek	**Collection Date:**	3/1/2011 3:15:00 PM
Lab ID:	1103105-015	**Matrix:**	Groundwater

Analyses	Result	Reporting Limit	Qual	Units	BatchID	Dilution Factor	Date Analyzed	Analyst
TCL VOLATILE ORGANICS SW8260B (SW5030B)								
Styrene	BRL	5.0		ug/L	143062	1	03/12/2011 23:15	SB
Tetrachloroethene	60	5.0		ug/L	143062	1	03/12/2011 23:15	SB
Toluene	BRL	5.0		ug/L	143062	1	03/12/2011 23:15	SB
trans-1,2-Dichloroethene	BRL	5.0		ug/L	143062	1	03/12/2011 23:15	SB
trans-1,3-Dichloropropene	BRL	5.0		ug/L	143062	1	03/12/2011 23:15	SB
Trichloroethene	6.7	5.0		ug/L	143062	1	03/12/2011 23:15	SB
Trichlorofluoromethane	BRL	5.0		ug/L	143062	1	03/12/2011 23:15	SB
Vinyl chloride	BRL	2.0		ug/L	143062	1	03/12/2011 23:15	SB
Surr: 4-Bromofluorobenzene	92.8	64.7-130		%REC	143062	1	03/12/2011 23:15	SB
Surr: Dibromofluoromethane	93.6	80.7-129		%REC	143062	1	03/12/2011 23:15	SB
Surr: Toluene-d8	91.7	71.1-120		%REC	143062	1	03/12/2011 23:15	SB

Qualifiers:

*	Value exceeds maximum contaminant level	E	Estimated (value above quantitation range)
BRL	Below reporting limit	S	Spike Recovery outside limits due to matrix
H	Holding times for preparation or analysis exceeded	Narr	See case narrative
N	Analyte not NELAC certified	NC	Not confirmed
B	Analyte detected in the associated method blank	<	Less than Result value
>	Greater than Result value	J	Estimated value detected below Reporting Limit

Analytical Environmental Services, Inc **Date:** 14-Mar-11

Client:	Peachtree Environmental	**Client Sample ID:**	WC-0311-SMFMW-13
Project Name:	Woodall Creek	**Collection Date:**	3/1/2011 4:00:00 PM
Lab ID:	1103105-016	**Matrix:**	Groundwater

Analyses	Result	Reporting Limit	Qual	Units	BatchID	Dilution Factor	Date Analyzed	Analyst
TCL VOLATILE ORGANICS SW8260B				**(SW5030B)**				
1,1,1-Trichloroethane	BRL	5.0		ug/L	143062	1	03/07/2011 17:31	AR
1,1,2,2-Tetrachloroethane	BRL	5.0		ug/L	143062	1	03/07/2011 17:31	AR
1,1,2-Trichloroethane	BRL	5.0		ug/L	143062	1	03/07/2011 17:31	AR
1,1-Dichloroethane	BRL	5.0		ug/L	143062	1	03/07/2011 17:31	AR
1,1-Dichloroethene	BRL	5.0		ug/L	143062	1	03/07/2011 17:31	AR
1,2,4-Trichlorobenzene	BRL	5.0		ug/L	143062	1	03/07/2011 17:31	AR
1,2-Dibromo-3-chloropropane	BRL	5.0		ug/L	143062	1	03/07/2011 17:31	AR
1,2-Dibromoethane	BRL	5.0		ug/L	143062	1	03/07/2011 17:31	AR
1,2-Dichlorobenzene	BRL	5.0		ug/L	143062	1	03/07/2011 17:31	AR
1,2-Dichloroethane	BRL	5.0		ug/L	143062	1	03/07/2011 17:31	AR
1,2-Dichloropropane	BRL	5.0		ug/L	143062	1	03/07/2011 17:31	AR
1,3-Dichlorobenzene	BRL	5.0		ug/L	143062	1	03/07/2011 17:31	AR
1,4-Dichlorobenzene	BRL	5.0		ug/L	143062	1	03/07/2011 17:31	AR
2-Butanone	BRL	50		ug/L	143062	1	03/07/2011 17:31	AR
2-Hexanone	BRL	10		ug/L	143062	1	03/07/2011 17:31	AR
4-Methyl-2-pentanone	BRL	10		ug/L	143062	1	03/07/2011 17:31	AR
Acetone	BRL	50		ug/L	143062	1	03/07/2011 17:31	AR
Benzene	BRL	5.0		ug/L	143062	1	03/07/2011 17:31	AR
Bromodichloromethane	BRL	5.0		ug/L	143062	1	03/07/2011 17:31	AR
Bromoform	BRL	5.0		ug/L	143062	1	03/07/2011 17:31	AR
Bromomethane	BRL	5.0		ug/L	143062	1	03/07/2011 17:31	AR
Carbon disulfide	BRL	5.0		ug/L	143062	1	03/07/2011 17:31	AR
Carbon tetrachloride	BRL	5.0		ug/L	143062	1	03/07/2011 17:31	AR
Chlorobenzene	BRL	5.0		ug/L	143062	1	03/07/2011 17:31	AR
Chloroethane	BRL	10		ug/L	143062	1	03/07/2011 17:31	AR
Chloroform	BRL	5.0		ug/L	143062	1	03/07/2011 17:31	AR
Chloromethane	BRL	10		ug/L	143062	1	03/07/2011 17:31	AR
cis-1,2-Dichloroethene	BRL	5.0		ug/L	143062	1	03/07/2011 17:31	AR
cis-1,3-Dichloropropene	BRL	5.0		ug/L	143062	1	03/07/2011 17:31	AR
Cyclohexane	BRL	5.0		ug/L	143062	1	03/07/2011 17:31	AR
Dibromochloromethane	BRL	5.0		ug/L	143062	1	03/07/2011 17:31	AR
Dichlorodifluoromethane	BRL	10		ug/L	143062	1	03/07/2011 17:31	AR
Ethylbenzene	BRL	5.0		ug/L	143062	1	03/07/2011 17:31	AR
Freon-113	BRL	10		ug/L	143062	1	03/07/2011 17:31	AR
Isopropylbenzene	BRL	5.0		ug/L	143062	1	03/07/2011 17:31	AR
m,p-Xylene	BRL	5.0		ug/L	143062	1	03/07/2011 17:31	AR
Methyl acetate	BRL	5.0		ug/L	143062	1	03/07/2011 17:31	AR
Methyl tert-butyl ether	BRL	5.0		ug/L	143062	1	03/07/2011 17:31	AR
Methylcyclohexane	BRL	5.0		ug/L	143062	1	03/07/2011 17:31	AR
Methylene chloride	BRL	5.0		ug/L	143062	1	03/07/2011 17:31	AR
o-Xylene	BRL	5.0		ug/L	143062	1	03/07/2011 17:31	AR

Qualifiers:

- * Value exceeds maximum contaminant level
- BRL Below reporting limit
- H Holding times for preparation or analysis exceeded
- N Analyte not NELAC certified
- B Analyte detected in the associated method blank
- > Greater than Result value
- E Estimated (value above quantitation range)
- S Spike Recovery outside limits due to matrix
- Narr See case narrative
- NC Not confirmed
- < Less than Result value
- J Estimated value detected below Reporting Limit

Analytical Environmental Services, Inc **Date:** 14-Mar-11

Client:	Peachtree Environmental	**Client Sample ID:**	WC-0311-SMFMW-13
Project Name:	Woodall Creek	**Collection Date:**	3/1/2011 4:00:00 PM
Lab ID:	1103105-016	**Matrix:**	Groundwater

Analyses	Result	Reporting Limit	Qual	Units	BatchID	Dilution Factor	Date Analyzed	Analyst
TCL VOLATILE ORGANICS SW8260B (SW5030B)								
Styrene	BRL	5.0		ug/L	143062	1	03/07/2011 17:31	AR
Tetrachloroethene	11	5.0		ug/L	143062	1	03/07/2011 17:31	AR
Toluene	BRL	5.0		ug/L	143062	1	03/07/2011 17:31	AR
trans-1,2-Dichloroethene	BRL	5.0		ug/L	143062	1	03/07/2011 17:31	AR
trans-1,3-Dichloropropene	BRL	5.0		ug/L	143062	1	03/07/2011 17:31	AR
Trichloroethene	BRL	5.0		ug/L	143062	1	03/07/2011 17:31	AR
Trichlorofluoromethane	BRL	5.0		ug/L	143062	1	03/07/2011 17:31	AR
Vinyl chloride	BRL	2.0		ug/L	143062	1	03/07/2011 17:31	AR
Surr: 4-Bromofluorobenzene	85.6	64.7-130		%REC	143062	1	03/07/2011 17:31	AR
Surr: Dibromofluoromethane	106	80.7-129		%REC	143062	1	03/07/2011 17:31	AR
Surr: Toluene-d8	91.5	71.1-120		%REC	143062	1	03/07/2011 17:31	AR

Qualifiers:

*	Value exceeds maximum contaminant level	E	Estimated (value above quantitation range)
BRL	Below reporting limit	S	Spike Recovery outside limits due to matrix
H	Holding times for preparation or analysis exceeded	Narr	See case narrative
N	Analyte not NELAC certified	NC	Not confirmed
B	Analyte detected in the associated method blank	<	Less than Result value
>	Greater than Result value	J	Estimated value detected below Reporting Limit

Analytical Environmental Services, Inc **Date:** 14-Mar-11

Client:	Peachtree Environmental	**Client Sample ID:**	TRIP BLANK
Project Name:	Woodall Creek	**Collection Date:**	3/1/2011
Lab ID:	1103105-017	**Matrix:**	Aqueous

Analyses	Result	Reporting Limit	Qual	Units	BatchID	Dilution Factor	Date Analyzed	Analyst
TCL VOLATILE ORGANICS SW8260B				**(SW5030B)**				
1,1,1-Trichloroethane	BRL	5.0		ug/L	143062	1	03/04/2011 16:36	SB
1,1,2,2-Tetrachloroethane	BRL	5.0		ug/L	143062	1	03/04/2011 16:36	SB
1,1,2-Trichloroethane	BRL	5.0		ug/L	143062	1	03/04/2011 16:36	SB
1,1-Dichloroethane	BRL	5.0		ug/L	143062	1	03/04/2011 16:36	SB
1,1-Dichloroethene	BRL	5.0		ug/L	143062	1	03/04/2011 16:36	SB
1,2,4-Trichlorobenzene	BRL	5.0		ug/L	143062	1	03/04/2011 16:36	SB
1,2-Dibromo-3-chloropropane	BRL	5.0		ug/L	143062	1	03/04/2011 16:36	SB
1,2-Dibromoethane	BRL	5.0		ug/L	143062	1	03/04/2011 16:36	SB
1,2-Dichlorobenzene	BRL	5.0		ug/L	143062	1	03/04/2011 16:36	SB
1,2-Dichloroethane	BRL	5.0		ug/L	143062	1	03/04/2011 16:36	SB
1,2-Dichloropropane	BRL	5.0		ug/L	143062	1	03/04/2011 16:36	SB
1,3-Dichlorobenzene	BRL	5.0		ug/L	143062	1	03/04/2011 16:36	SB
1,4-Dichlorobenzene	BRL	5.0		ug/L	143062	1	03/04/2011 16:36	SB
2-Butanone	BRL	50		ug/L	143062	1	03/04/2011 16:36	SB
2-Hexanone	BRL	10		ug/L	143062	1	03/04/2011 16:36	SB
4-Methyl-2-pentanone	BRL	10		ug/L	143062	1	03/04/2011 16:36	SB
Acetone	BRL	50		ug/L	143062	1	03/04/2011 16:36	SB
Benzene	BRL	5.0		ug/L	143062	1	03/04/2011 16:36	SB
Bromodichloromethane	BRL	5.0		ug/L	143062	1	03/04/2011 16:36	SB
Bromoform	BRL	5.0		ug/L	143062	1	03/04/2011 16:36	SB
Bromomethane	BRL	5.0		ug/L	143062	1	03/04/2011 16:36	SB
Carbon disulfide	BRL	5.0		ug/L	143062	1	03/04/2011 16:36	SB
Carbon tetrachloride	BRL	5.0		ug/L	143062	1	03/04/2011 16:36	SB
Chlorobenzene	BRL	5.0		ug/L	143062	1	03/04/2011 16:36	SB
Chloroethane	BRL	10		ug/L	143062	1	03/04/2011 16:36	SB
Chloroform	BRL	5.0		ug/L	143062	1	03/04/2011 16:36	SB
Chloromethane	BRL	10		ug/L	143062	1	03/04/2011 16:36	SB
cis-1,2-Dichloroethene	BRL	5.0		ug/L	143062	1	03/04/2011 16:36	SB
cis-1,3-Dichloropropene	BRL	5.0		ug/L	143062	1	03/04/2011 16:36	SB
Cyclohexane	BRL	5.0		ug/L	143062	1	03/04/2011 16:36	SB
Dibromochloromethane	BRL	5.0		ug/L	143062	1	03/04/2011 16:36	SB
Dichlorodifluoromethane	BRL	10		ug/L	143062	1	03/04/2011 16:36	SB
Ethylbenzene	BRL	5.0		ug/L	143062	1	03/04/2011 16:36	SB
Freon-113	BRL	10		ug/L	143062	1	03/04/2011 16:36	SB
Isopropylbenzene	BRL	5.0		ug/L	143062	1	03/04/2011 16:36	SB
m,p-Xylene	BRL	5.0		ug/L	143062	1	03/04/2011 16:36	SB
Methyl acetate	BRL	5.0		ug/L	143062	1	03/04/2011 16:36	SB
Methyl tert-butyl ether	BRL	5.0		ug/L	143062	1	03/04/2011 16:36	SB
Methylcyclohexane	BRL	5.0		ug/L	143062	1	03/04/2011 16:36	SB
Methylene chloride	BRL	5.0		ug/L	143062	1	03/04/2011 16:36	SB
o-Xylene	BRL	5.0		ug/L	143062	1	03/04/2011 16:36	SB

Qualifiers:

- * Value exceeds maximum contaminant level
- BRL Below reporting limit
- H Holding times for preparation or analysis exceeded
- N Analyte not NELAC certified
- B Analyte detected in the associated method blank
- > Greater than Result value
- E Estimated (value above quantitation range)
- S Spike Recovery outside limits due to matrix
- Narr See case narrative
- NC Not confirmed
- < Less than Result value
- J Estimated value detected below Reporting Limit

Analytical Environmental Services, Inc **Date:** 14-Mar-11

Client:	Peachtree Environmental	**Client Sample ID:**	TRIP BLANK
Project Name:	Woodall Creek	**Collection Date:**	3/1/2011
Lab ID:	1103105-017	**Matrix:**	Aqueous

Analyses	Result	Reporting Limit	Qual	Units	BatchID	Dilution Factor	Date Analyzed	Analyst
TCL VOLATILE ORGANICS SW8260B				**(SW5030B)**				
Styrene	BRL	5.0		ug/L	143062	1	03/04/2011 16:36	SB
Tetrachloroethene	BRL	5.0		ug/L	143062	1	03/04/2011 16:36	SB
Toluene	BRL	5.0		ug/L	143062	1	03/04/2011 16:36	SB
trans-1,2-Dichloroethene	BRL	5.0		ug/L	143062	1	03/04/2011 16:36	SB
trans-1,3-Dichloropropene	BRL	5.0		ug/L	143062	1	03/04/2011 16:36	SB
Trichloroethene	BRL	5.0		ug/L	143062	1	03/04/2011 16:36	SB
Trichlorofluoromethane	BRL	5.0		ug/L	143062	1	03/04/2011 16:36	SB
Vinyl chloride	BRL	2.0		ug/L	143062	1	03/04/2011 16:36	SB
Surr: 4-Bromofluorobenzene	86.8	64.7-130		%REC	143062	1	03/04/2011 16:36	SB
Surr: Dibromofluoromethane	101	80.7-129		%REC	143062	1	03/04/2011 16:36	SB
Surr: Toluene-d8	89.3	71.1-120		%REC	143062	1	03/04/2011 16:36	SB

Qualifiers:

*	Value exceeds maximum contaminant level	E	Estimated (value above quantitation range)
BRL	Below reporting limit	S	Spike Recovery outside limits due to matrix
H	Holding times for preparation or analysis exceeded	Narr	See case narrative
N	Analyte not NELAC certified	NC	Not confirmed
B	Analyte detected in the associated method blank	<	Less than Result value
>	Greater than Result value	J	Estimated value detected below Reporting Limit

Analytical Environmental Services, Inc.

Sample/Cooler Receipt Checklist

Client Peachtree Env Work Order Number 1103105

Checklist completed by [signature] 3/11/11
Signature Date

Carrier name: FedEx __ UPS __ Courier __ Client ✓ US Mail __ Other _____

Shipping container/cooler in good condition? Yes ✓ No __ Not Present __

Custody seals intact on shipping container/cooler? Yes __ No __ Not Present ✓

Custody seals intact on sample bottles? Yes __ No __ Not Present ✓

Container/Temp Blank temperature in compliance? (4°C±2)* Yes ✓ No __

Cooler #1 4°C Cooler #2 _____ Cooler #3 _____ Cooler #4 _____ Cooler#5 _____ Cooler #6 _____

Chain of custody present? Yes ✓ No __

Chain of custody signed when relinquished and received? Yes ✓ No __

Chain of custody agrees with sample labels? Yes ✓ No __

Samples in proper container/bottle? Yes ✓ No __

Sample containers intact? Yes __ No ✓

Sufficient sample volume for indicated test? Yes ✓ No __

All samples received within holding time? Yes ✓ No __

Was TAT marked on the COC? Yes ✓ No __

Proceed with Standard TAT as per project history? Yes __ No __ Not Applicable ✓

Water - VOA vials have zero headspace? No VOA vials submitted __ Yes ✓ No __

Water - pH acceptable upon receipt? Yes ✓ No __ Not Applicable __

Adjusted? _____ Checked by _____

Sample Condition: Good __ Other(Explain) One vial was broken

(For diffusive samples or AIHA lead) Is a known blank included? Yes ✓ No __

See Case Narrative for resolution of the Non-Conformance.

* Samples do not have to comply with the given range for certain parameters.

\\I\Quality Assurance\Checklists Procedures Sign-Off Templates\Checklists\Sample Receipt Checklists\Sample_Cooler_Receipt_Checklist

Client: Peachtree Environmental
Project Name: Woodall Creek
Workorder: 1103105

ANALYTICAL QC SUMMARY REPORT

BatchID: 143062

Sample ID: **MB-143062** Client ID: Units: **ug/L** Prep Date: **03/04/2011** Run No: **191766**
SampleType: **MBLK** TestCode: **TCL VOLATILE ORGANICS SW8260B** BatchID: **143062** Analysis Date: **03/04/2011** Seq No: **4003165**

Analyte	Result	RPT Limit	SPK value	SPK Ref Val	%REC	Low Limit	High Limit	RPD Ref Val	%RPD	RPD Limit	Qual
1,1,1-Trichloroethane	BRL	5.0	0	0	0	0	0	0	0	0	
1,1,2,2-Tetrachloroethane	BRL	5.0	0	0	0	0	0	0	0	0	
1,1,2-Trichloroethane	BRL	5.0	0	0	0	0	0	0	0	0	
1,1-Dichloroethane	BRL	5.0	0	0	0	0	0	0	0	0	
1,1-Dichloroethene	BRL	5.0	0	0	0	0	0	0	0	0	
1,2,4-Trichlorobenzene	BRL	5.0	0	0	0	0	0	0	0	0	
1,2-Dibromo-3-chloropropane	BRL	5.0	0	0	0	0	0	0	0	0	
1,2-Dibromoethane	BRL	5.0	0	0	0	0	0	0	0	0	
1,2-Dichlorobenzene	BRL	5.0	0	0	0	0	0	0	0	0	
1,2-Dichloroethane	BRL	5.0	0	0	0	0	0	0	0	0	
1,2-Dichloropropane	BRL	5.0	0	0	0	0	0	0	0	0	
1,3-Dichlorobenzene	BRL	5.0	0	0	0	0	0	0	0	0	
1,4-Dichlorobenzene	BRL	5.0	0	0	0	0	0	0	0	0	
2-Butanone	BRL	50	0	0	0	0	0	0	0	0	
2-Hexanone	BRL	10	0	0	0	0	0	0	0	0	
4-Methyl-2-pentanone	BRL	10	0	0	0	0	0	0	0	0	
Acetone	BRL	50	0	0	0	0	0	0	0	0	
Benzene	BRL	5.0	0	0	0	0	0	0	0	0	
Bromodichloromethane	BRL	5.0	0	0	0	0	0	0	0	0	
Bromoform	BRL	5.0	0	0	0	0	0	0	0	0	
Bromomethane	BRL	5.0	0	0	0	0	0	0	0	0	
Carbon disulfide	BRL	5.0	0	0	0	0	0	0	0	0	
Carbon tetrachloride	BRL	5.0	0	0	0	0	0	0	0	0	
Chlorobenzene	BRL	5.0	0	0	0	0	0	0	0	0	
Chloroethane	BRL	10	0	0	0	0	0	0	0	0	
Chloroform	BRL	5.0	0	0	0	0	0	0	0	0	
Chloromethane	BRL	10	0	0	0	0	0	0	0	0	

Qualifiers:

>	Greater than Result value	<	Less than Result value	B	Analyte detected in the associated method blank
BRL	Below reporting limit	E	Estimated (value above quantitation range)	H	Holding times for preparation or analysis exceeded
J	Estimated value detected below Reporting Limit	N	Analyte not NELAC certified	R	RPD outside limits due to matrix
Rpt Lim	Reporting Limit	S	Spike Recovery outside limits due to matrix		

Client: Peachtree Environmental
Project Name: Woodall Creek
Workorder: 1103105

ANALYTICAL QC SUMMARY REPORT

BatchID: 143062

Sample ID: **MB-143062** Client ID: Units: **ug/L** Prep Date: **03/04/2011** Run No: **191766**
SampleType: **MBLK** TestCode: **TCL VOLATILE ORGANICS SW8260B** BatchID: **143062** Analysis Date: **03/04/2011** Seq No: **4003165**

Analyte	Result	RPT Limit	SPK value	SPK Ref Val	%REC	Low Limit	High Limit	RPD Ref Val	%RPD	RPD Limit	Qual
cis-1,2-Dichloroethene	BRL	5.0	0	0	0	0	0	0	0	0	
cis-1,3-Dichloropropene	BRL	5.0	0	0	0	0	0	0	0	0	
Cyclohexane	BRL	5.0	0	0	0	0	0	0	0	0	
Dibromochloromethane	BRL	5.0	0	0	0	0	0	0	0	0	
Dichlorodifluoromethane	BRL	10	0	0	0	0	0	0	0	0	
Ethylbenzene	BRL	5.0	0	0	0	0	0	0	0	0	
Freon-113	BRL	10	0	0	0	0	0	0	0	0	
Isopropylbenzene	BRL	5.0	0	0	0	0	0	0	0	0	
m,p-Xylene	BRL	5.0	0	0	0	0	0	0	0	0	
Methyl acetate	BRL	5.0	0	0	0	0	0	0	0	0	
Methyl tert-butyl ether	BRL	5.0	0	0	0	0	0	0	0	0	
Methylcyclohexane	BRL	5.0	0	0	0	0	0	0	0	0	
Methylene chloride	BRL	5.0	0	0	0	0	0	0	0	0	
o-Xylene	BRL	5.0	0	0	0	0	0	0	0	0	
Styrene	BRL	5.0	0	0	0	0	0	0	0	0	
Tetrachloroethene	BRL	5.0	0	0	0	0	0	0	0	0	
Toluene	BRL	5.0	0	0	0	0	0	0	0	0	
trans-1,2-Dichloroethene	BRL	5.0	0	0	0	0	0	0	0	0	
trans-1,3-Dichloropropene	BRL	5.0	0	0	0	0	0	0	0	0	
Trichloroethene	BRL	5.0	0	0	0	0	0	0	0	0	
Trichlorofluoromethane	BRL	5.0	0	0	0	0	0	0	0	0	
Vinyl chloride	BRL	2.0	0	0	0	0	0	0	0	0	
Surr: 4-Bromofluorobenzene	44.46	0	50	0	88.9	64.7	130	0	0	0	
Surr: Dibromofluoromethane	48.96	0	50	0	97.9	80.7	129	0	0	0	
Surr: Toluene-d8	43.83	0	50	0	87.7	71.1	120	0	0	0	

Qualifiers:

>	Greater than Result value	<	Less than Result value	B	Analyte detected in the associated method blank
BRL	Below reporting limit	E	Estimated (value above quantitation range)	H	Holding times for preparation or analysis exceeded
J	Estimated value detected below Reporting Limit	N	Analyte not NELAC certified	R	RPD outside limits due to matrix
Rpt Lim	Reporting Limit	S	Spike Recovery outside limits due to matrix		

Client: Peachtree Environmental
Project Name: Woodall Creek
Workorder: 1103105

ANALYTICAL QC SUMMARY REPORT

BatchID: 143062

Sample ID: **LCS-143062** Client ID: Units: **ug/L** Prep Date: **03/04/2011** Run No: **191939**
SampleType: **LCS** TestCode: **TCL VOLATILE ORGANICS SW8260B** BatchID: **143062** Analysis Date: **03/07/2011** Seq No: **4004282**

Analyte	Result	RPT Limit	SPK value	SPK Ref Val	%REC	Low Limit	High Limit	RPD Ref Val	%RPD	RPD Limit	Qual
1,1-Dichloroethene	36.32	5.0	50	0	72.6	60	140	0	0	0	
Benzene	46.55	5.0	50	0	93.1	70	130	0	0	0	
Chlorobenzene	49.29	5.0	50	0	98.6	70	130	0	0	0	
Toluene	47.05	5.0	50	0	94.1	70	130	0	0	0	
Trichloroethene	49.43	5.0	50	0	98.9	70	130	0	0	0	
Surr: 4-Bromofluorobenzene	51.51	0	50	0	103	64.7	130	0	0	0	
Surr: Dibromofluoromethane	44.85	0	50	0	89.7	80.7	129	0	0	0	
Surr: Toluene-d8	48.84	0	50	0	97.7	71.1	120	0	0	0	

Sample ID: **1103105-001AMS** Client ID: **WC-0211-SMFMW-18** Units: **ug/L** Prep Date: **03/04/2011** Run No: **191766**
SampleType: **MS** TestCode: **TCL VOLATILE ORGANICS SW8260B** BatchID: **143062** Analysis Date: **03/04/2011** Seq No: **4003171**

Analyte	Result	RPT Limit	SPK value	SPK Ref Val	%REC	Low Limit	High Limit	RPD Ref Val	%RPD	RPD Limit	Qual
1,1-Dichloroethene	45.68	5.0	50	0	91.4	46.2	183	0	0	0	
Benzene	49.06	5.0	50	0	98.1	62.2	143	0	0	0	
Chlorobenzene	51.85	5.0	50	0	104	72.2	137	0	0	0	
Toluene	51.90	5.0	50	0	104	57.8	149	0	0	0	
Trichloroethene	59.89	5.0	50	0	120	70.5	149	0	0	0	
Surr: 4-Bromofluorobenzene	52.92	0	50	0	106	64.7	130	0	0	0	
Surr: Dibromofluoromethane	52.78	0	50	0	106	80.7	129	0	0	0	
Surr: Toluene-d8	52.24	0	50	0	104	71.1	120	0	0	0	

Sample ID: **1103105-001AMSD** Client ID: **WC-0211-SMFMW-18** Units: **ug/L** Prep Date: **03/04/2011** Run No: **191766**
SampleType: **MSD** TestCode: **TCL VOLATILE ORGANICS SW8260B** BatchID: **143062** Analysis Date: **03/04/2011** Seq No: **4003172**

Analyte	Result	RPT Limit	SPK value	SPK Ref Val	%REC	Low Limit	High Limit	RPD Ref Val	%RPD	RPD Limit	Qual
1,1-Dichloroethene	48.30	5.0	50	0	96.6	46.2	183	45.68	5.58	20	
Benzene	47.42	5.0	50	0	94.8	62.2	143	49.06	3.4	20	

Qualifiers:

>	Greater than Result value	<	Less than Result value	B	Analyte detected in the associated method blank
BRL	Below reporting limit	E	Estimated (value above quantitation range)	H	Holding times for preparation or analysis exceeded
J	Estimated value detected below Reporting Limit	N	Analyte not NELAC certified	R	RPD outside limits due to matrix
Rpt Lim	Reporting Limit	S	Spike Recovery outside limits due to matrix		

Client: Peachtree Environmental
Project Name: Woodall Creek
Workorder: 1103105

ANALYTICAL QC SUMMARY REPORT

BatchID: 143062

Sample ID: **1103105-001AMSD** Client ID: **WC-0211-SMFMW-18** Units: **ug/L** Prep Date: **03/04/2011** Run No: **191766**
SampleType: **MSD** TestCode: **TCL VOLATILE ORGANICS SW8260B** BatchID: **143062** Analysis Date: **03/04/2011** Seq No: **4003172**

Analyte	Result	RPT Limit	SPK value	SPK Ref Val	%REC	Low Limit	High Limit	RPD Ref Val	%RPD	RPD Limit	Qual
Chlorobenzene	51.17	5.0	50	0	102	72.2	137	51.85	1.32	20	
Toluene	51.49	5.0	50	0	103	57.8	149	51.90	0.793	20	
Trichloroethene	57.29	5.0	50	0	115	70.5	149	59.89	4.44	20	
Surr: 4-Bromofluorobenzene	55.03	0	50	0	110	64.7	130	52.92	0	0	
Surr: Dibromofluoromethane	52.48	0	50	0	105	80.7	129	52.78	0	0	
Surr: Toluene-d8	49.93	0	50	0	99.9	71.1	120	52.24	0	0	

Qualifiers:

>	Greater than Result value	<	Less than Result value	B	Analyte detected in the associated method blank
BRL	Below reporting limit	E	Estimated (value above quantitation range)	H	Holding times for preparation or analysis exceeded
J	Estimated value detected below Reporting Limit	N	Analyte not NELAC certified	R	RPD outside limits due to matrix
Rpt Lim	Reporting Limit	S	Spike Recovery outside limits due to matrix		

State of Florida
Department of Health, Bureau of Laboratories

This is to certify that

E87582

ANALYTICAL ENVIRONMENTAL SERVICES, INC.
3785 PRESIDENTIAL PARKWAY
ATLANTA, GA 30340

has complied with Florida Administrative Code 64E-1,
for the examination of Environmental samples in the following categories

DRINKING WATER - MICROBIOLOGY, NON-POTABLE WATER - EXTRACTABLE ORGANICS, NON-POTABLE WATER - GENERAL CHEMISTRY, NON-POTABLE WATER - METALS, NON-POTABLE WATER - MICROBIOLOGY, NON-POTABLE WATER - PESTICIDES-HERBICIDES-PCB'S, NON-POTABLE WATER - VOLATILE ORGANICS, SOLID AND CHEMICAL MATERIALS - EXTRACTABLE ORGANICS, SOLID AND CHEMICAL MATERIALS - GENERAL CHEMISTRY, SOLID AND CHEMICAL MATERIALS - METALS, SOLID AND CHEMICAL MATERIALS - PESTICIDES-HERBICIDES-PCB'S, SOLID AND CHEMICAL MATERIALS - VOLATILE ORGANICS

Continued certification is contingent upon successful on-going compliance with the NELAC Standards and FAC Rule 64E-1 regulations. Specific methods and analytes certified are cited on the Laboratory Scope of Accreditation for this laboratory and are on file at the Bureau of Laboratories, P. O. Box 210, Jacksonville, Florida 32231. Clients and customers are urged to verify with this agency the laboratory's certification status in Florida for particular methods and analytes.

EFFECTIVE July 01, 2010 THROUGH June 30, 2011

Max Salfinger, M.D.
Chief, Bureau of Laboratories
Florida Department of Health
DH Form 1697, 7/04
NON-TRANSFERABLE E87582-15-07/01/2010
Supersedes all previously issued certificates

AES

ANALYTICAL ENVIRONMENTAL SERVICES, INC.

March 09, 2011

Art Picken
Peachtree Environmental
5384 Chaversham Lane
Norcross GA 300922167

TEL: (770) 449-6100
FAX: (770) 449-6119

RE: Woodall Creek

Dear Art Picken: Order No: 1103485

Analytical Environmental Services, Inc. received 17 samples on 3/4/2011 1:05:00 PM for the analyses presented in following report.

No problems were encountered during the analyses. Additionally, all results for the associated Quality Control samples were within EPA and/or AES established limits. Any discrepancies associated with the analyses contained herein will be noted and submitted in the form of a project Case Narrative.
AES' certifications are as follows:
-NELAC/Florida Certification number E87582 for analysis of Environmental Water, soil/hazardous waste, and Drinking Water Microbiology, effective 07/01/10-06/30/11.
-AIHA Certification ID #100671 for Industrial Hygiene samples (Organics, Inorganics), Environmental Lead (Paint, Soil, Dust Wipes, Air), and Environmental Microbiology (Fungal) effective until 09/01/11.

These results relate only to the items tested. This report may only be reproduced in full.

If you have any questions regarding these test results, please feel free to call.

Alysse Kowalski

Alvsse Kowalski
Project Manager

ANALYTICAL ENVIRONMENTAL SERVICES, INC

3785 Presidential Parkway, Atlanta GA 30340-3704
TEL.: (770) 457-8177 / TOLL-FREE (800) 972-4889 / FAX: (770) 457-8188

CHAIN OF CUSTODY

Work Order: 1103485

Date: 3/4/11 Page 1 of 2

COMPANY	ADDRESS
Peachtree Environmental, Inc.	5384 Chaversham Lane Norcross, GA 30092
PHONE: 770-449-6100	FAX
SAMPLED BY: Art W. Picken, Virginia M. Holland	SIGNATURE: Virginia M. Holland

#	SAMPLE ID	SAMPLED DATE	SAMPLED TIME	Grab	Composite	Matrix (See codes)	ANALYSIS REQUESTED: VOCs (PRESERVATION (See codes): H+I)	REMARKS	No # of Containers
1	WC-0311-SMFMW-DS-2	3/2/11	10:05 AM	X		GW	X		2
2	WC-0311-SMFMW-12		10:40 AM						2
3	WC-0311-DPMW-4S		11:40 AM						2
4	WC-0311-DPMW-4I		12:50 PM						2
5	WC-0311-DPMW-4I-D		12:50 PM						2
6	WC-0311-DPMW-3S		2:38 PM						2
7	WC-0311-DPMW-3I		3:10 PM						2
8	WC-0311-DPMW-15		3:35 PM						2
9	WC-0311-DPMW-2S	3/3/11	10:50 AM						2
10	WC-0311-DPMW-2I		11:30 AM						2
11	WC-0311-DPMW-26		12:50 PM						2
12	WC-0311-DPMW-27		1:08 PM						2
13	WC-0311-DPMW-25		3:12 PM						2
14	WC-0311-DPMW-10		3:16 PM						2

Visit our website www.aesatlanta.com to check on the status of your results, place bottle orders, etc.

RELINQUISHED BY	DATE/TIME	RECEIVED BY	DATE/TIME
1. Virginia M. Holland	3/4/11 1:02 PM	1.	3/4/11 1:05
2:		2:	
3		3:	

PROJECT INFORMATION

PROJECT NAME: Woodall Creek
PROJECT #: 2665
SITE ADDRESS: Atlanta, GA
SEND REPORT TO: A. Picken, W. Lucas, C. MacPherson
INVOICE TO: (IF DIFFERENT FROM ABOVE)
QUOTE #: PO#:

RECEIPT

Total # of Containers: 28

Turnaround Time Request
- X Standard 5 Business Days
- O 2 Business Day Rush
- O Next Business Day Rush
- O Same Day Rush (auth req.)
- O Other

STATE PROGRAM (if any):
E-mail? (Y) / N, Fax? Y / N
DATA PACKAGE: (I) II III IV

SPECIAL INSTRUCTIONS/COMMENTS:

SHIPMENT METHOD
OUT / / VIA.
IN / / VIA.
(CLIENT) FedEx UPS MAIL COURIER
GREYHOUND OTHER

SAMPLES RECEIVED AFTER 3PM OR SATURDAY ARE CONSIDERED AS RECEIVED ON THE NEXT BUSINESS DAY; IF NO TAT IS MARKED ON COC AES WILL PROCEED AS STANDARD TAT.
SAMPLES ARE DISPOSED OF 30 DAYS AFTER COMPLETION OF REPORT UNLESS OTHER ARRANGEMENTS ARE MADE.

MATRIX CODES: A = Air GW = Groundwater SE = Sediment SO = Soil SW = Surface Water W = Water (Blanks) DW = Drinking Water (Blanks) O = Other (specify)
PRESERVATIVE CODES: H+I = Hydrochloric acid + ice I = Ice only N = Nitric acid S+I = Sulfuric acid + ice S/M+I = Sodium Bisulfate/Methanol + ice O = Other (specify) NA = None

White Copy - Original; Yellow Copy - Client

ANALYTICAL ENVIRONMENTAL SERVICES, INC

3785 Presidential Parkway, Atlanta GA 30340-3704
AES TEL.: (770) 457-8177 / TOLL-FREE (800) 972-4889 / FAX: (770) 457-8188

CHAIN OF CUSTODY

Work Order: 1103485

Date: 3/4/11 Page 2 of 2

COMPANY: Peachtree Environmental, Inc.

ADDRESS: 5384 Chaversham Ln. Norcross, GA 30096

PHONE: 770-449-6100

FAX:

SAMPLED BY: Art. W. Picken & Virginia M. Holland

SIGNATURE: Virginia M. Holland

#	SAMPLE ID	SAMPLED DATE	SAMPLED TIME	Grab	Composite	Matrix (See codes)	PRESERVATION (See codes) H+I	VOCs	REMARKS	No # of Containers
1	WC-0311-DPMW-28	3/3/11	4:08PM	X		GW	X			2
2	WC-0311-DPMW-28-D	3/3/11	4:08PM	X		GW	X			2
3	Trip Blank									2
4	Temp Blank									1
5										
6										
7										
8										
9										
10										
11										
12										
13										
14										

ANALYSIS REQUESTED

Visit our website www.aesatlanta.com to check on the status of your results, place bottle orders, etc.

RELINQUISHED BY	DATE/TIME	RECEIVED BY	DATE/TIME
1: Virginia M. Holland	3/4/11 1:02PM	1:	3/4/11 -05
2:		2:	
3:		3:	

PROJECT INFORMATION

PROJECT NAME: Woodall Creek

PROJECT #: 2665

SITE ADDRESS: Atlanta, GA

SEND REPORT TO: A. Picken, W. Lucas, C. MacPherson

INVOICE TO: (IF DIFFERENT FROM ABOVE)

QUOTE #: PO#:

RECEIPT

Total # of Containers: 7

Turnaround Time Request
- [X] Standard 5 Business Days
- [ ] 2 Business Day Rush
- [ ] Next Business Day Rush
- [ ] Same Day Rush (auth req.)
- [ ] Other

STATE PROGRAM (if any):

E-mail? (Y) N, Fax? Y / N

DATA PACKAGE: (I) II III IV

SPECIAL INSTRUCTIONS/COMMENTS:

SHIPMENT METHOD

OUT / / VIA:

IN / / VIA:

(CLIENT) FedEx UPS MAIL COURIER

GREYHOUND OTHER

SAMPLES RECEIVED AFTER 3PM OR SATURDAY ARE CONSIDERED AS RECEIVED ON THE NEXT BUSINESS DAY; IF NO TAT IS MARKED ON COC AES WILL PROCEED AS STANDARD TAT.
SAMPLES ARE DISPOSED OF 30 DAYS AFTER COMPLETION OF REPORT UNLESS OTHER ARRANGEMENTS ARE MADE.

MATRIX CODES A = Air GW = Groundwater SE = Sediment SO = Soil SW = Surface Water W = Water (Blanks) DW = Drinking Water (Blanks) O = Other (specify)

PRESERVATIVE CODES: H+I = Hydrochloric acid + ice I = Ice only N = Nitric acid S+I = Sulfuric acid + ice S/M+I = Sodium Bisulfate/Methanol + ice O = Other (specify) NA = None

White Copy - Original; Yellow Copy - Client

Analytical Environmental Services, Inc

Date: 10-Mar-11

Client: Peachtree Environmental
Project: Woodall Creek
Lab ID: 1103485

Case Narrative

Per Virginia Holland via email on 3/10/11 sample 1103485-008 was reported as "WC-0311-DPMW-1S."

Analytical Environmental Services, Inc **Date:** 10-Mar-11

Client:	Peachtree Environmental	**Client Sample ID:**	WC-0311-SMFMW-DS-2
Project Name:	Woodall Creek	**Collection Date:**	3/2/2011 10:05:00 AM
Lab ID:	1103485-001	**Matrix:**	Groundwater

Analyses	Result	Reporting Limit	Qual	Units	BatchID	Dilution Factor	Date Analyzed	Analyst
TCL VOLATILE ORGANICS SW8260B				**(SW5030B)**				
1,1,1-Trichloroethane	BRL	5.0		ug/L	143128	1	03/08/2011 18:23	GK
1,1,2,2-Tetrachloroethane	BRL	5.0		ug/L	143128	1	03/08/2011 18:23	GK
1,1,2-Trichloroethane	BRL	5.0		ug/L	143128	1	03/08/2011 18:23	GK
1,1-Dichloroethane	BRL	5.0		ug/L	143128	1	03/08/2011 18:23	GK
1,1-Dichloroethene	BRL	5.0		ug/L	143128	1	03/08/2011 18:23	GK
1,2,4-Trichlorobenzene	BRL	5.0		ug/L	143128	1	03/08/2011 18:23	GK
1,2-Dibromo-3-chloropropane	BRL	5.0		ug/L	143128	1	03/08/2011 18:23	GK
1,2-Dibromoethane	BRL	5.0		ug/L	143128	1	03/08/2011 18:23	GK
1,2-Dichlorobenzene	BRL	5.0		ug/L	143128	1	03/08/2011 18:23	GK
1,2-Dichloroethane	BRL	5.0		ug/L	143128	1	03/08/2011 18:23	GK
1,2-Dichloropropane	BRL	5.0		ug/L	143128	1	03/08/2011 18:23	GK
1,3-Dichlorobenzene	BRL	5.0		ug/L	143128	1	03/08/2011 18:23	GK
1,4-Dichlorobenzene	BRL	5.0		ug/L	143128	1	03/08/2011 18:23	GK
2-Butanone	BRL	50		ug/L	143128	1	03/08/2011 18:23	GK
2-Hexanone	BRL	10		ug/L	143128	1	03/08/2011 18:23	GK
4-Methyl-2-pentanone	BRL	10		ug/L	143128	1	03/08/2011 18:23	GK
Acetone	BRL	50		ug/L	143128	1	03/08/2011 18:23	GK
Benzene	BRL	5.0		ug/L	143128	1	03/08/2011 18:23	GK
Bromodichloromethane	BRL	5.0		ug/L	143128	1	03/08/2011 18:23	GK
Bromoform	BRL	5.0		ug/L	143128	1	03/08/2011 18:23	GK
Bromomethane	BRL	5.0		ug/L	143128	1	03/08/2011 18:23	GK
Carbon disulfide	BRL	5.0		ug/L	143128	1	03/08/2011 18:23	GK
Carbon tetrachloride	BRL	5.0		ug/L	143128	1	03/08/2011 18:23	GK
Chlorobenzene	BRL	5.0		ug/L	143128	1	03/08/2011 18:23	GK
Chloroethane	BRL	10		ug/L	143128	1	03/08/2011 18:23	GK
Chloroform	BRL	5.0		ug/L	143128	1	03/08/2011 18:23	GK
Chloromethane	BRL	10		ug/L	143128	1	03/08/2011 18:23	GK
cis-1,2-Dichloroethene	BRL	5.0		ug/L	143128	1	03/08/2011 18:23	GK
cis-1,3-Dichloropropene	BRL	5.0		ug/L	143128	1	03/08/2011 18:23	GK
Cyclohexane	BRL	5.0		ug/L	143128	1	03/08/2011 18:23	GK
Dibromochloromethane	BRL	5.0		ug/L	143128	1	03/08/2011 18:23	GK
Dichlorodifluoromethane	BRL	10		ug/L	143128	1	03/08/2011 18:23	GK
Ethylbenzene	BRL	5.0		ug/L	143128	1	03/08/2011 18:23	GK
Freon-113	BRL	10		ug/L	143128	1	03/08/2011 18:23	GK
Isopropylbenzene	BRL	5.0		ug/L	143128	1	03/08/2011 18:23	GK
m,p-Xylene	BRL	5.0		ug/L	143128	1	03/08/2011 18:23	GK
Methyl acetate	BRL	5.0		ug/L	143128	1	03/08/2011 18:23	GK
Methyl tert-butyl ether	BRL	5.0		ug/L	143128	1	03/08/2011 18:23	GK
Methylcyclohexane	BRL	5.0		ug/L	143128	1	03/08/2011 18:23	GK
Methylene chloride	BRL	5.0		ug/L	143128	1	03/08/2011 18:23	GK
o-Xylene	BRL	5.0		ug/L	143128	1	03/08/2011 18:23	GK

Qualifiers:

- * Value exceeds maximum contaminant level
- BRL Below reporting limit
- H Holding times for preparation or analysis exceeded
- N Analyte not NELAC certified
- B Analyte detected in the associated method blank
- > Greater than Result value
- E Estimated (value above quantitation range)
- S Spike Recovery outside limits due to matrix
- Narr See case narrative
- NC Not confirmed
- < Less than Result value
- J Estimated value detected below Reporting Limit

Analytical Environmental Services, Inc **Date:** 10-Mar-11

Client:	Peachtree Environmental	**Client Sample ID:**	WC-0311-SMFMW-DS-2
Project Name:	Woodall Creek	**Collection Date:**	3/2/2011 10:05:00 AM
Lab ID:	1103485-001	**Matrix:**	Groundwater

Analyses	Result	Reporting Limit	Qual	Units	BatchID	Dilution Factor	Date Analyzed	Analyst
TCL VOLATILE ORGANICS SW8260B				**(SW5030B)**				
Styrene	BRL	5.0		ug/L	143128	1	03/08/2011 18:23	GK
Tetrachloroethene	7.7	5.0		ug/L	143128	1	03/08/2011 18:23	GK
Toluene	BRL	5.0		ug/L	143128	1	03/08/2011 18:23	GK
trans-1,2-Dichloroethene	BRL	5.0		ug/L	143128	1	03/08/2011 18:23	GK
trans-1,3-Dichloropropene	BRL	5.0		ug/L	143128	1	03/08/2011 18:23	GK
Trichloroethene	BRL	5.0		ug/L	143128	1	03/08/2011 18:23	GK
Trichlorofluoromethane	BRL	5.0		ug/L	143128	1	03/08/2011 18:23	GK
Vinyl chloride	BRL	2.0		ug/L	143128	1	03/08/2011 18:23	GK
Surr: 4-Bromofluorobenzene	90.3	64.7-130		%REC	143128	1	03/08/2011 18:23	GK
Surr: Dibromofluoromethane	94.7	80.7-129		%REC	143128	1	03/08/2011 18:23	GK
Surr: Toluene-d8	88.9	71.1-120		%REC	143128	1	03/08/2011 18:23	GK

Qualifiers:

*	Value exceeds maximum contaminant level	E	Estimated (value above quantitation range)
BRL	Below reporting limit	S	Spike Recovery outside limits due to matrix
H	Holding times for preparation or analysis exceeded	Narr	See case narrative
N	Analyte not NELAC certified	NC	Not confirmed
B	Analyte detected in the associated method blank	<	Less than Result value
>	Greater than Result value	J	Estimated value detected below Reporting Limit

Analytical Environmental Services, Inc **Date:** 10-Mar-11

Client:	Peachtree Environmental	**Client Sample ID:**	WC-0311-SMFMW-12
Project Name:	Woodall Creek	**Collection Date:**	3/2/2011 10:40:00 AM
Lab ID:	1103485-002	**Matrix:**	Groundwater

Analyses	Result	Reporting Limit	Qual	Units	BatchID	Dilution Factor	Date Analyzed	Analyst
TCL VOLATILE ORGANICS SW8260B				**(SW5030B)**				
1,1,1-Trichloroethane	BRL	5.0		ug/L	143128	1	03/08/2011 19:23	GK
1,1,2,2-Tetrachloroethane	BRL	5.0		ug/L	143128	1	03/08/2011 19:23	GK
1,1,2-Trichloroethane	BRL	5.0		ug/L	143128	1	03/08/2011 19:23	GK
1,1-Dichloroethane	BRL	5.0		ug/L	143128	1	03/08/2011 19:23	GK
1,1-Dichloroethene	BRL	5.0		ug/L	143128	1	03/08/2011 19:23	GK
1,2,4-Trichlorobenzene	BRL	5.0		ug/L	143128	1	03/08/2011 19:23	GK
1,2-Dibromo-3-chloropropane	BRL	5.0		ug/L	143128	1	03/08/2011 19:23	GK
1,2-Dibromoethane	BRL	5.0		ug/L	143128	1	03/08/2011 19:23	GK
1,2-Dichlorobenzene	BRL	5.0		ug/L	143128	1	03/08/2011 19:23	GK
1,2-Dichloroethane	BRL	5.0		ug/L	143128	1	03/08/2011 19:23	GK
1,2-Dichloropropane	BRL	5.0		ug/L	143128	1	03/08/2011 19:23	GK
1,3-Dichlorobenzene	BRL	5.0		ug/L	143128	1	03/08/2011 19:23	GK
1,4-Dichlorobenzene	BRL	5.0		ug/L	143128	1	03/08/2011 19:23	GK
2-Butanone	BRL	50		ug/L	143128	1	03/08/2011 19:23	GK
2-Hexanone	BRL	10		ug/L	143128	1	03/08/2011 19:23	GK
4-Methyl-2-pentanone	BRL	10		ug/L	143128	1	03/08/2011 19:23	GK
Acetone	BRL	50		ug/L	143128	1	03/08/2011 19:23	GK
Benzene	BRL	5.0		ug/L	143128	1	03/08/2011 19:23	GK
Bromodichloromethane	BRL	5.0		ug/L	143128	1	03/08/2011 19:23	GK
Bromoform	BRL	5.0		ug/L	143128	1	03/08/2011 19:23	GK
Bromomethane	BRL	5.0		ug/L	143128	1	03/08/2011 19:23	GK
Carbon disulfide	BRL	5.0		ug/L	143128	1	03/08/2011 19:23	GK
Carbon tetrachloride	BRL	5.0		ug/L	143128	1	03/08/2011 19:23	GK
Chlorobenzene	BRL	5.0		ug/L	143128	1	03/08/2011 19:23	GK
Chloroethane	BRL	10		ug/L	143128	1	03/08/2011 19:23	GK
Chloroform	BRL	5.0		ug/L	143128	1	03/08/2011 19:23	GK
Chloromethane	BRL	10		ug/L	143128	1	03/08/2011 19:23	GK
cis-1,2-Dichloroethene	BRL	5.0		ug/L	143128	1	03/08/2011 19:23	GK
cis-1,3-Dichloropropene	BRL	5.0		ug/L	143128	1	03/08/2011 19:23	GK
Cyclohexane	BRL	5.0		ug/L	143128	1	03/08/2011 19:23	GK
Dibromochloromethane	BRL	5.0		ug/L	143128	1	03/08/2011 19:23	GK
Dichlorodifluoromethane	BRL	10		ug/L	143128	1	03/08/2011 19:23	GK
Ethylbenzene	BRL	5.0		ug/L	143128	1	03/08/2011 19:23	GK
Freon-113	BRL	10		ug/L	143128	1	03/08/2011 19:23	GK
Isopropylbenzene	BRL	5.0		ug/L	143128	1	03/08/2011 19:23	GK
m,p-Xylene	BRL	5.0		ug/L	143128	1	03/08/2011 19:23	GK
Methyl acetate	BRL	5.0		ug/L	143128	1	03/08/2011 19:23	GK
Methyl tert-butyl ether	BRL	5.0		ug/L	143128	1	03/08/2011 19:23	GK
Methylcyclohexane	BRL	5.0		ug/L	143128	1	03/08/2011 19:23	GK
Methylene chloride	BRL	5.0		ug/L	143128	1	03/08/2011 19:23	GK
o-Xylene	BRL	5.0		ug/L	143128	1	03/08/2011 19:23	GK

Qualifiers:

- * Value exceeds maximum contaminant level
- BRL Below reporting limit
- H Holding times for preparation or analysis exceeded
- N Analyte not NELAC certified
- B Analyte detected in the associated method blank
- > Greater than Result value
- E Estimated (value above quantitation range)
- S Spike Recovery outside limits due to matrix
- Narr See case narrative
- NC Not confirmed
- < Less than Result value
- J Estimated value detected below Reporting Limit

Analytical Environmental Services, Inc **Date:** 10-Mar-11

Client:	Peachtree Environmental	**Client Sample ID:**	WC-0311-SMFMW-12
Project Name:	Woodall Creek	**Collection Date:**	3/2/2011 10:40:00 AM
Lab ID:	1103485-002	**Matrix:**	Groundwater

Analyses	Result	Reporting Limit	Qual	Units	BatchID	Dilution Factor	Date Analyzed	Analyst
TCL VOLATILE ORGANICS SW8260B				**(SW5030B)**				
Styrene	BRL	5.0		ug/L	143128	1	03/08/2011 19:23	GK
Tetrachloroethene	BRL	5.0		ug/L	143128	1	03/08/2011 19:23	GK
Toluene	BRL	5.0		ug/L	143128	1	03/08/2011 19:23	GK
trans-1,2-Dichloroethene	BRL	5.0		ug/L	143128	1	03/08/2011 19:23	GK
trans-1,3-Dichloropropene	BRL	5.0		ug/L	143128	1	03/08/2011 19:23	GK
Trichloroethene	BRL	5.0		ug/L	143128	1	03/08/2011 19:23	GK
Trichlorofluoromethane	BRL	5.0		ug/L	143128	1	03/08/2011 19:23	GK
Vinyl chloride	BRL	2.0		ug/L	143128	1	03/08/2011 19:23	GK
Surr: 4-Bromofluorobenzene	90	64.7-130		%REC	143128	1	03/08/2011 19:23	GK
Surr: Dibromofluoromethane	96	80.7-129		%REC	143128	1	03/08/2011 19:23	GK
Surr: Toluene-d8	90.4	71.1-120		%REC	143128	1	03/08/2011 19:23	GK

Qualifiers:

*	Value exceeds maximum contaminant level	E	Estimated (value above quantitation range)
BRL	Below reporting limit	S	Spike Recovery outside limits due to matrix
H	Holding times for preparation or analysis exceeded	Narr	See case narrative
N	Analyte not NELAC certified	NC	Not confirmed
B	Analyte detected in the associated method blank	<	Less than Result value
>	Greater than Result value	J	Estimated value detected below Reporting Limit

Analytical Environmental Services, Inc **Date:** 10-Mar-11

Client:	Peachtree Environmental	**Client Sample ID:**	WC-0311-DPMW-4S
Project Name:	Woodall Creek	**Collection Date:**	3/2/2011 11:40:00 AM
Lab ID:	1103485-003	**Matrix:**	Groundwater

Analyses	Result	Reporting Limit	Qual	Units	BatchID	Dilution Factor	Date Analyzed	Analyst
TCL VOLATILE ORGANICS SW8260B				**(SW5030B)**				
1,1,1-Trichloroethane	BRL	5.0		ug/L	143128	1	03/08/2011 19:53	GK
1,1,2,2-Tetrachloroethane	BRL	5.0		ug/L	143128	1	03/08/2011 19:53	GK
1,1,2-Trichloroethane	BRL	5.0		ug/L	143128	1	03/08/2011 19:53	GK
1,1-Dichloroethane	BRL	5.0		ug/L	143128	1	03/08/2011 19:53	GK
1,1-Dichloroethene	BRL	5.0		ug/L	143128	1	03/08/2011 19:53	GK
1,2,4-Trichlorobenzene	BRL	5.0		ug/L	143128	1	03/08/2011 19:53	GK
1,2-Dibromo-3-chloropropane	BRL	5.0		ug/L	143128	1	03/08/2011 19:53	GK
1,2-Dibromoethane	BRL	5.0		ug/L	143128	1	03/08/2011 19:53	GK
1,2-Dichlorobenzene	BRL	5.0		ug/L	143128	1	03/08/2011 19:53	GK
1,2-Dichloroethane	BRL	5.0		ug/L	143128	1	03/08/2011 19:53	GK
1,2-Dichloropropane	BRL	5.0		ug/L	143128	1	03/08/2011 19:53	GK
1,3-Dichlorobenzene	BRL	5.0		ug/L	143128	1	03/08/2011 19:53	GK
1,4-Dichlorobenzene	BRL	5.0		ug/L	143128	1	03/08/2011 19:53	GK
2-Butanone	BRL	50		ug/L	143128	1	03/08/2011 19:53	GK
2-Hexanone	BRL	10		ug/L	143128	1	03/08/2011 19:53	GK
4-Methyl-2-pentanone	BRL	10		ug/L	143128	1	03/08/2011 19:53	GK
Acetone	BRL	50		ug/L	143128	1	03/08/2011 19:53	GK
Benzene	BRL	5.0		ug/L	143128	1	03/08/2011 19:53	GK
Bromodichloromethane	BRL	5.0		ug/L	143128	1	03/08/2011 19:53	GK
Bromoform	BRL	5.0		ug/L	143128	1	03/08/2011 19:53	GK
Bromomethane	BRL	5.0		ug/L	143128	1	03/08/2011 19:53	GK
Carbon disulfide	BRL	5.0		ug/L	143128	1	03/08/2011 19:53	GK
Carbon tetrachloride	BRL	5.0		ug/L	143128	1	03/08/2011 19:53	GK
Chlorobenzene	BRL	5.0		ug/L	143128	1	03/08/2011 19:53	GK
Chloroethane	BRL	10		ug/L	143128	1	03/08/2011 19:53	GK
Chloroform	BRL	5.0		ug/L	143128	1	03/08/2011 19:53	GK
Chloromethane	BRL	10		ug/L	143128	1	03/08/2011 19:53	GK
cis-1,2-Dichloroethene	BRL	5.0		ug/L	143128	1	03/08/2011 19:53	GK
cis-1,3-Dichloropropene	BRL	5.0		ug/L	143128	1	03/08/2011 19:53	GK
Cyclohexane	BRL	5.0		ug/L	143128	1	03/08/2011 19:53	GK
Dibromochloromethane	BRL	5.0		ug/L	143128	1	03/08/2011 19:53	GK
Dichlorodifluoromethane	BRL	10		ug/L	143128	1	03/08/2011 19:53	GK
Ethylbenzene	BRL	5.0		ug/L	143128	1	03/08/2011 19:53	GK
Freon-113	BRL	10		ug/L	143128	1	03/08/2011 19:53	GK
Isopropylbenzene	BRL	5.0		ug/L	143128	1	03/08/2011 19:53	GK
m,p-Xylene	BRL	5.0		ug/L	143128	1	03/08/2011 19:53	GK
Methyl acetate	BRL	5.0		ug/L	143128	1	03/08/2011 19:53	GK
Methyl tert-butyl ether	BRL	5.0		ug/L	143128	1	03/08/2011 19:53	GK
Methylcyclohexane	BRL	5.0		ug/L	143128	1	03/08/2011 19:53	GK
Methylene chloride	BRL	5.0		ug/L	143128	1	03/08/2011 19:53	GK
o-Xylene	BRL	5.0		ug/L	143128	1	03/08/2011 19:53	GK

Qualifiers:

- * Value exceeds maximum contaminant level
- BRL Below reporting limit
- H Holding times for preparation or analysis exceeded
- N Analyte not NELAC certified
- B Analyte detected in the associated method blank
- > Greater than Result value
- E Estimated (value above quantitation range)
- S Spike Recovery outside limits due to matrix
- Narr See case narrative
- NC Not confirmed
- < Less than Result value
- J Estimated value detected below Reporting Limit

Analytical Environmental Services, Inc **Date:** 10-Mar-11

Client:	Peachtree Environmental	**Client Sample ID:**	WC-0311-DPMW-4S
Project Name:	Woodall Creek	**Collection Date:**	3/2/2011 11:40:00 AM
Lab ID:	1103485-003	**Matrix:**	Groundwater

Analyses	Result	Reporting Limit	Qual	Units	BatchID	Dilution Factor	Date Analyzed	Analyst
TCL VOLATILE ORGANICS SW8260B				**(SW5030B)**				
Styrene	BRL	5.0		ug/L	143128	1	03/08/2011 19:53	GK
Tetrachloroethene	7.2	5.0		ug/L	143128	1	03/08/2011 19:53	GK
Toluene	BRL	5.0		ug/L	143128	1	03/08/2011 19:53	GK
trans-1,2-Dichloroethene	BRL	5.0		ug/L	143128	1	03/08/2011 19:53	GK
trans-1,3-Dichloropropene	BRL	5.0		ug/L	143128	1	03/08/2011 19:53	GK
Trichloroethene	BRL	5.0		ug/L	143128	1	03/08/2011 19:53	GK
Trichlorofluoromethane	BRL	5.0		ug/L	143128	1	03/08/2011 19:53	GK
Vinyl chloride	BRL	2.0		ug/L	143128	1	03/08/2011 19:53	GK
Surr: 4-Bromofluorobenzene	91.2	64.7-130		%REC	143128	1	03/08/2011 19:53	GK
Surr: Dibromofluoromethane	95.2	80.7-129		%REC	143128	1	03/08/2011 19:53	GK
Surr: Toluene-d8	89	71.1-120		%REC	143128	1	03/08/2011 19:53	GK

Qualifiers:

*	Value exceeds maximum contaminant level	E	Estimated (value above quantitation range)
BRL	Below reporting limit	S	Spike Recovery outside limits due to matrix
H	Holding times for preparation or analysis exceeded	Narr	See case narrative
N	Analyte not NELAC certified	NC	Not confirmed
B	Analyte detected in the associated method blank	<	Less than Result value
>	Greater than Result value	J	Estimated value detected below Reporting Limit

Analytical Environmental Services, Inc **Date:** 10-Mar-11

Client:	Peachtree Environmental	**Client Sample ID:**	WC-0311-DPMW-4I
Project Name:	Woodall Creek	**Collection Date:**	3/2/2011 12:50:00 PM
Lab ID:	1103485-004	**Matrix:**	Groundwater

Analyses	Result	Reporting Limit	Qual	Units	BatchID	Dilution Factor	Date Analyzed	Analyst
TCL VOLATILE ORGANICS SW8260B				**(SW5030B)**				
1,1,1-Trichloroethane	BRL	5.0		ug/L	143128	1	03/08/2011 18:53	GK
1,1,2,2-Tetrachloroethane	BRL	5.0		ug/L	143128	1	03/08/2011 18:53	GK
1,1,2-Trichloroethane	BRL	5.0		ug/L	143128	1	03/08/2011 18:53	GK
1,1-Dichloroethane	BRL	5.0		ug/L	143128	1	03/08/2011 18:53	GK
1,1-Dichloroethene	BRL	5.0		ug/L	143128	1	03/08/2011 18:53	GK
1,2,4-Trichlorobenzene	BRL	5.0		ug/L	143128	1	03/08/2011 18:53	GK
1,2-Dibromo-3-chloropropane	BRL	5.0		ug/L	143128	1	03/08/2011 18:53	GK
1,2-Dibromoethane	BRL	5.0		ug/L	143128	1	03/08/2011 18:53	GK
1,2-Dichlorobenzene	BRL	5.0		ug/L	143128	1	03/08/2011 18:53	GK
1,2-Dichloroethane	BRL	5.0		ug/L	143128	1	03/08/2011 18:53	GK
1,2-Dichloropropane	BRL	5.0		ug/L	143128	1	03/08/2011 18:53	GK
1,3-Dichlorobenzene	BRL	5.0		ug/L	143128	1	03/08/2011 18:53	GK
1,4-Dichlorobenzene	BRL	5.0		ug/L	143128	1	03/08/2011 18:53	GK
2-Butanone	BRL	50		ug/L	143128	1	03/08/2011 18:53	GK
2-Hexanone	BRL	10		ug/L	143128	1	03/08/2011 18:53	GK
4-Methyl-2-pentanone	BRL	10		ug/L	143128	1	03/08/2011 18:53	GK
Acetone	BRL	50		ug/L	143128	1	03/08/2011 18:53	GK
Benzene	BRL	5.0		ug/L	143128	1	03/08/2011 18:53	GK
Bromodichloromethane	BRL	5.0		ug/L	143128	1	03/08/2011 18:53	GK
Bromoform	BRL	5.0		ug/L	143128	1	03/08/2011 18:53	GK
Bromomethane	BRL	5.0		ug/L	143128	1	03/08/2011 18:53	GK
Carbon disulfide	BRL	5.0		ug/L	143128	1	03/08/2011 18:53	GK
Carbon tetrachloride	BRL	5.0		ug/L	143128	1	03/08/2011 18:53	GK
Chlorobenzene	BRL	5.0		ug/L	143128	1	03/08/2011 18:53	GK
Chloroethane	BRL	10		ug/L	143128	1	03/08/2011 18:53	GK
Chloroform	BRL	5.0		ug/L	143128	1	03/08/2011 18:53	GK
Chloromethane	BRL	10		ug/L	143128	1	03/08/2011 18:53	GK
cis-1,2-Dichloroethene	BRL	5.0		ug/L	143128	1	03/08/2011 18:53	GK
cis-1,3-Dichloropropene	BRL	5.0		ug/L	143128	1	03/08/2011 18:53	GK
Cyclohexane	BRL	5.0		ug/L	143128	1	03/08/2011 18:53	GK
Dibromochloromethane	BRL	5.0		ug/L	143128	1	03/08/2011 18:53	GK
Dichlorodifluoromethane	BRL	10		ug/L	143128	1	03/08/2011 18:53	GK
Ethylbenzene	BRL	5.0		ug/L	143128	1	03/08/2011 18:53	GK
Freon-113	BRL	10		ug/L	143128	1	03/08/2011 18:53	GK
Isopropylbenzene	BRL	5.0		ug/L	143128	1	03/08/2011 18:53	GK
m,p-Xylene	BRL	5.0		ug/L	143128	1	03/08/2011 18:53	GK
Methyl acetate	BRL	5.0		ug/L	143128	1	03/08/2011 18:53	GK
Methyl tert-butyl ether	BRL	5.0		ug/L	143128	1	03/08/2011 18:53	GK
Methylcyclohexane	BRL	5.0		ug/L	143128	1	03/08/2011 18:53	GK
Methylene chloride	BRL	5.0		ug/L	143128	1	03/08/2011 18:53	GK
o-Xylene	BRL	5.0		ug/L	143128	1	03/08/2011 18:53	GK

Qualifiers:

- * Value exceeds maximum contaminant level
- BRL Below reporting limit
- H Holding times for preparation or analysis exceeded
- N Analyte not NELAC certified
- B Analyte detected in the associated method blank
- > Greater than Result value
- E Estimated (value above quantitation range)
- S Spike Recovery outside limits due to matrix
- Narr See case narrative
- NC Not confirmed
- < Less than Result value
- J Estimated value detected below Reporting Limit

Analytical Environmental Services, Inc **Date:** 10-Mar-11

Client:	Peachtree Environmental	**Client Sample ID:**	WC-0311-DPMW-4I
Project Name:	Woodall Creek	**Collection Date:**	3/2/2011 12:50:00 PM
Lab ID:	1103485-004	**Matrix:**	Groundwater

Analyses	Result	Reporting Limit	Qual	Units	BatchID	Dilution Factor	Date Analyzed	Analyst
TCL VOLATILE ORGANICS SW8260B				**(SW5030B)**				
Styrene	BRL	5.0		ug/L	143128	1	03/08/2011 18:53	GK
Tetrachloroethene	110	5.0		ug/L	143128	1	03/08/2011 18:53	GK
Toluene	BRL	5.0		ug/L	143128	1	03/08/2011 18:53	GK
trans-1,2-Dichloroethene	BRL	5.0		ug/L	143128	1	03/08/2011 18:53	GK
trans-1,3-Dichloropropene	BRL	5.0		ug/L	143128	1	03/08/2011 18:53	GK
Trichloroethene	38	5.0		ug/L	143128	1	03/08/2011 18:53	GK
Trichlorofluoromethane	BRL	5.0		ug/L	143128	1	03/08/2011 18:53	GK
Vinyl chloride	BRL	2.0		ug/L	143128	1	03/08/2011 18:53	GK
Surr: 4-Bromofluorobenzene	91.4	64.7-130		%REC	143128	1	03/08/2011 18:53	GK
Surr: Dibromofluoromethane	96.2	80.7-129		%REC	143128	1	03/08/2011 18:53	GK
Surr: Toluene-d8	92.5	71.1-120		%REC	143128	1	03/08/2011 18:53	GK

Qualifiers:

*	Value exceeds maximum contaminant level	E	Estimated (value above quantitation range)
BRL	Below reporting limit	S	Spike Recovery outside limits due to matrix
H	Holding times for preparation or analysis exceeded	Narr	See case narrative
N	Analyte not NELAC certified	NC	Not confirmed
B	Analyte detected in the associated method blank	<	Less than Result value
>	Greater than Result value	J	Estimated value detected below Reporting Limit

Analytical Environmental Services, Inc **Date:** 10-Mar-11

Client:	Peachtree Environmental	**Client Sample ID:**	WC-0311-DPMW-4I-D
Project Name:	Woodall Creek	**Collection Date:**	3/2/2011 12:50:00 PM
Lab ID:	1103485-005	**Matrix:**	Groundwater

Analyses	Result	Reporting Limit	Qual	Units	BatchID	Dilution Factor	Date Analyzed	Analyst
TCL VOLATILE ORGANICS SW8260B				**(SW5030B)**				
1,1,1-Trichloroethane	BRL	5.0		ug/L	143128	1	03/08/2011 20:23	GK
1,1,2,2-Tetrachloroethane	BRL	5.0		ug/L	143128	1	03/08/2011 20:23	GK
1,1,2-Trichloroethane	BRL	5.0		ug/L	143128	1	03/08/2011 20:23	GK
1,1-Dichloroethane	BRL	5.0		ug/L	143128	1	03/08/2011 20:23	GK
1,1-Dichloroethene	BRL	5.0		ug/L	143128	1	03/08/2011 20:23	GK
1,2,4-Trichlorobenzene	BRL	5.0		ug/L	143128	1	03/08/2011 20:23	GK
1,2-Dibromo-3-chloropropane	BRL	5.0		ug/L	143128	1	03/08/2011 20:23	GK
1,2-Dibromoethane	BRL	5.0		ug/L	143128	1	03/08/2011 20:23	GK
1,2-Dichlorobenzene	BRL	5.0		ug/L	143128	1	03/08/2011 20:23	GK
1,2-Dichloroethane	BRL	5.0		ug/L	143128	1	03/08/2011 20:23	GK
1,2-Dichloropropane	BRL	5.0		ug/L	143128	1	03/08/2011 20:23	GK
1,3-Dichlorobenzene	BRL	5.0		ug/L	143128	1	03/08/2011 20:23	GK
1,4-Dichlorobenzene	BRL	5.0		ug/L	143128	1	03/08/2011 20:23	GK
2-Butanone	BRL	50		ug/L	143128	1	03/08/2011 20:23	GK
2-Hexanone	BRL	10		ug/L	143128	1	03/08/2011 20:23	GK
4-Methyl-2-pentanone	BRL	10		ug/L	143128	1	03/08/2011 20:23	GK
Acetone	BRL	50		ug/L	143128	1	03/08/2011 20:23	GK
Benzene	BRL	5.0		ug/L	143128	1	03/08/2011 20:23	GK
Bromodichloromethane	BRL	5.0		ug/L	143128	1	03/08/2011 20:23	GK
Bromoform	BRL	5.0		ug/L	143128	1	03/08/2011 20:23	GK
Bromomethane	BRL	5.0		ug/L	143128	1	03/08/2011 20:23	GK
Carbon disulfide	BRL	5.0		ug/L	143128	1	03/08/2011 20:23	GK
Carbon tetrachloride	BRL	5.0		ug/L	143128	1	03/08/2011 20:23	GK
Chlorobenzene	BRL	5.0		ug/L	143128	1	03/08/2011 20:23	GK
Chloroethane	BRL	10		ug/L	143128	1	03/08/2011 20:23	GK
Chloroform	BRL	5.0		ug/L	143128	1	03/08/2011 20:23	GK
Chloromethane	BRL	10		ug/L	143128	1	03/08/2011 20:23	GK
cis-1,2-Dichloroethene	BRL	5.0		ug/L	143128	1	03/08/2011 20:23	GK
cis-1,3-Dichloropropene	BRL	5.0		ug/L	143128	1	03/08/2011 20:23	GK
Cyclohexane	BRL	5.0		ug/L	143128	1	03/08/2011 20:23	GK
Dibromochloromethane	BRL	5.0		ug/L	143128	1	03/08/2011 20:23	GK
Dichlorodifluoromethane	BRL	10		ug/L	143128	1	03/08/2011 20:23	GK
Ethylbenzene	BRL	5.0		ug/L	143128	1	03/08/2011 20:23	GK
Freon-113	BRL	10		ug/L	143128	1	03/08/2011 20:23	GK
Isopropylbenzene	BRL	5.0		ug/L	143128	1	03/08/2011 20:23	GK
m,p-Xylene	BRL	5.0		ug/L	143128	1	03/08/2011 20:23	GK
Methyl acetate	BRL	5.0		ug/L	143128	1	03/08/2011 20:23	GK
Methyl tert-butyl ether	BRL	5.0		ug/L	143128	1	03/08/2011 20:23	GK
Methylcyclohexane	BRL	5.0		ug/L	143128	1	03/08/2011 20:23	GK
Methylene chloride	BRL	5.0		ug/L	143128	1	03/08/2011 20:23	GK
o-Xylene	BRL	5.0		ug/L	143128	1	03/08/2011 20:23	GK

Qualifiers:

- * Value exceeds maximum contaminant level
- BRL Below reporting limit
- H Holding times for preparation or analysis exceeded
- N Analyte not NELAC certified
- B Analyte detected in the associated method blank
- > Greater than Result value
- E Estimated (value above quantitation range)
- S Spike Recovery outside limits due to matrix
- Narr See case narrative
- NC Not confirmed
- < Less than Result value
- J Estimated value detected below Reporting Limit

Analytical Environmental Services, Inc **Date:** 10-Mar-11

Client:	Peachtree Environmental	**Client Sample ID:**	WC-0311-DPMW-4I-D
Project Name:	Woodall Creek	**Collection Date:**	3/2/2011 12:50:00 PM
Lab ID:	1103485-005	**Matrix:**	Groundwater

Analyses	Result	Reporting Limit	Qual	Units	BatchID	Dilution Factor	Date Analyzed	Analyst
TCL VOLATILE ORGANICS SW8260B (SW5030B)								
Styrene	BRL	5.0		ug/L	143128	1	03/08/2011 20:23	GK
Tetrachloroethene	110	5.0		ug/L	143128	1	03/08/2011 20:23	GK
Toluene	BRL	5.0		ug/L	143128	1	03/08/2011 20:23	GK
trans-1,2-Dichloroethene	BRL	5.0		ug/L	143128	1	03/08/2011 20:23	GK
trans-1,3-Dichloropropene	BRL	5.0		ug/L	143128	1	03/08/2011 20:23	GK
Trichloroethene	36	5.0		ug/L	143128	1	03/08/2011 20:23	GK
Trichlorofluoromethane	BRL	5.0		ug/L	143128	1	03/08/2011 20:23	GK
Vinyl chloride	BRL	2.0		ug/L	143128	1	03/08/2011 20:23	GK
Surr: 4-Bromofluorobenzene	89.3	64.7-130		%REC	143128	1	03/08/2011 20:23	GK
Surr: Dibromofluoromethane	99.6	80.7-129		%REC	143128	1	03/08/2011 20:23	GK
Surr: Toluene-d8	93	71.1-120		%REC	143128	1	03/08/2011 20:23	GK

Qualifiers:

*	Value exceeds maximum contaminant level	E	Estimated (value above quantitation range)
BRL	Below reporting limit	S	Spike Recovery outside limits due to matrix
H	Holding times for preparation or analysis exceeded	Narr	See case narrative
N	Analyte not NELAC certified	NC	Not confirmed
B	Analyte detected in the associated method blank	<	Less than Result value
>	Greater than Result value	J	Estimated value detected below Reporting Limit

Analytical Environmental Services, Inc **Date:** 10-Mar-11

Client:	Peachtree Environmental	**Client Sample ID:**	WC-0311-DPMW-3S
Project Name:	Woodall Creek	**Collection Date:**	3/2/2011 2:38:00 PM
Lab ID:	1103485-006	**Matrix:**	Groundwater

Analyses	Result	Reporting Limit	Qual	Units	BatchID	Dilution Factor	Date Analyzed	Analyst
TCL VOLATILE ORGANICS SW8260B				**(SW5030B)**				
1,1,1-Trichloroethane	BRL	5.0		ug/L	143128	1	03/09/2011 10:19	GK
1,1,2,2-Tetrachloroethane	BRL	5.0		ug/L	143128	1	03/09/2011 10:19	GK
1,1,2-Trichloroethane	BRL	5.0		ug/L	143128	1	03/09/2011 10:19	GK
1,1-Dichloroethane	BRL	5.0		ug/L	143128	1	03/09/2011 10:19	GK
1,1-Dichloroethene	BRL	5.0		ug/L	143128	1	03/09/2011 10:19	GK
1,2,4-Trichlorobenzene	BRL	5.0		ug/L	143128	1	03/09/2011 10:19	GK
1,2-Dibromo-3-chloropropane	BRL	5.0		ug/L	143128	1	03/09/2011 10:19	GK
1,2-Dibromoethane	BRL	5.0		ug/L	143128	1	03/09/2011 10:19	GK
1,2-Dichlorobenzene	BRL	5.0		ug/L	143128	1	03/09/2011 10:19	GK
1,2-Dichloroethane	BRL	5.0		ug/L	143128	1	03/09/2011 10:19	GK
1,2-Dichloropropane	BRL	5.0		ug/L	143128	1	03/09/2011 10:19	GK
1,3-Dichlorobenzene	BRL	5.0		ug/L	143128	1	03/09/2011 10:19	GK
1,4-Dichlorobenzene	BRL	5.0		ug/L	143128	1	03/09/2011 10:19	GK
2-Butanone	BRL	50		ug/L	143128	1	03/09/2011 10:19	GK
2-Hexanone	BRL	10		ug/L	143128	1	03/09/2011 10:19	GK
4-Methyl-2-pentanone	BRL	10		ug/L	143128	1	03/09/2011 10:19	GK
Acetone	180	50		ug/L	143128	1	03/09/2011 10:19	GK
Benzene	BRL	5.0		ug/L	143128	1	03/09/2011 10:19	GK
Bromodichloromethane	BRL	5.0		ug/L	143128	1	03/09/2011 10:19	GK
Bromoform	BRL	5.0		ug/L	143128	1	03/09/2011 10:19	GK
Bromomethane	BRL	5.0		ug/L	143128	1	03/09/2011 10:19	GK
Carbon disulfide	BRL	5.0		ug/L	143128	1	03/09/2011 10:19	GK
Carbon tetrachloride	BRL	5.0		ug/L	143128	1	03/09/2011 10:19	GK
Chlorobenzene	BRL	5.0		ug/L	143128	1	03/09/2011 10:19	GK
Chloroethane	BRL	10		ug/L	143128	1	03/09/2011 10:19	GK
Chloroform	BRL	5.0		ug/L	143128	1	03/09/2011 10:19	GK
Chloromethane	BRL	10		ug/L	143128	1	03/09/2011 10:19	GK
cis-1,2-Dichloroethene	BRL	5.0		ug/L	143128	1	03/09/2011 10:19	GK
cis-1,3-Dichloropropene	BRL	5.0		ug/L	143128	1	03/09/2011 10:19	GK
Cyclohexane	BRL	5.0		ug/L	143128	1	03/09/2011 10:19	GK
Dibromochloromethane	BRL	5.0		ug/L	143128	1	03/09/2011 10:19	GK
Dichlorodifluoromethane	BRL	10		ug/L	143128	1	03/09/2011 10:19	GK
Ethylbenzene	BRL	5.0		ug/L	143128	1	03/09/2011 10:19	GK
Freon-113	BRL	10		ug/L	143128	1	03/09/2011 10:19	GK
Isopropylbenzene	BRL	5.0		ug/L	143128	1	03/09/2011 10:19	GK
m,p-Xylene	BRL	5.0		ug/L	143128	1	03/09/2011 10:19	GK
Methyl acetate	BRL	5.0		ug/L	143128	1	03/09/2011 10:19	GK
Methyl tert-butyl ether	BRL	5.0		ug/L	143128	1	03/09/2011 10:19	GK
Methylcyclohexane	BRL	5.0		ug/L	143128	1	03/09/2011 10:19	GK
Methylene chloride	BRL	5.0		ug/L	143128	1	03/09/2011 10:19	GK
o-Xylene	BRL	5.0		ug/L	143128	1	03/09/2011 10:19	GK

Qualifiers:

- * Value exceeds maximum contaminant level
- BRL Below reporting limit
- H Holding times for preparation or analysis exceeded
- N Analyte not NELAC certified
- B Analyte detected in the associated method blank
- > Greater than Result value
- E Estimated (value above quantitation range)
- S Spike Recovery outside limits due to matrix
- Narr See case narrative
- NC Not confirmed
- < Less than Result value
- J Estimated value detected below Reporting Limit

Analytical Environmental Services, Inc **Date:** 10-Mar-11

Client:	Peachtree Environmental	**Client Sample ID:**	WC-0311-DPMW-3S
Project Name:	Woodall Creek	**Collection Date:**	3/2/2011 2:38:00 PM
Lab ID:	1103485-006	**Matrix:**	Groundwater

Analyses	Result	Reporting Limit	Qual	Units	BatchID	Dilution Factor	Date Analyzed	Analyst
TCL VOLATILE ORGANICS SW8260B				**(SW5030B)**				
Styrene	BRL	5.0		ug/L	143128	1	03/09/2011 10:19	GK
Tetrachloroethene	24	5.0		ug/L	143128	1	03/09/2011 10:19	GK
Toluene	BRL	5.0		ug/L	143128	1	03/09/2011 10:19	GK
trans-1,2-Dichloroethene	BRL	5.0		ug/L	143128	1	03/09/2011 10:19	GK
trans-1,3-Dichloropropene	BRL	5.0		ug/L	143128	1	03/09/2011 10:19	GK
Trichloroethene	BRL	5.0		ug/L	143128	1	03/09/2011 10:19	GK
Trichlorofluoromethane	BRL	5.0		ug/L	143128	1	03/09/2011 10:19	GK
Vinyl chloride	BRL	2.0		ug/L	143128	1	03/09/2011 10:19	GK
Surr: 4-Bromofluorobenzene	87.1	64.7-130		%REC	143128	1	03/09/2011 10:19	GK
Surr: Dibromofluoromethane	102	80.7-129		%REC	143128	1	03/09/2011 10:19	GK
Surr: Toluene-d8	94.1	71.1-120		%REC	143128	1	03/09/2011 10:19	GK

Qualifiers:

*	Value exceeds maximum contaminant level	E	Estimated (value above quantitation range)
BRL	Below reporting limit	S	Spike Recovery outside limits due to matrix
H	Holding times for preparation or analysis exceeded	Narr	See case narrative
N	Analyte not NELAC certified	NC	Not confirmed
B	Analyte detected in the associated method blank	<	Less than Result value
>	Greater than Result value	J	Estimated value detected below Reporting Limit

Analytical Environmental Services, Inc **Date:** 10-Mar-11

Client:	Peachtree Environmental	**Client Sample ID:**	WC-0311-DPMW-3I
Project Name:	Woodall Creek	**Collection Date:**	3/2/2011 3:10:00 PM
Lab ID:	1103485-007	**Matrix:**	Groundwater

Analyses	Result	Reporting Limit	Qual	Units	BatchID	Dilution Factor	Date Analyzed	Analyst
TCL VOLATILE ORGANICS SW8260B				**(SW5030B)**				
1,1,1-Trichloroethane	BRL	5.0		ug/L	143128	1	03/08/2011 21:22	GK
1,1,2,2-Tetrachloroethane	BRL	5.0		ug/L	143128	1	03/08/2011 21:22	GK
1,1,2-Trichloroethane	BRL	5.0		ug/L	143128	1	03/08/2011 21:22	GK
1,1-Dichloroethane	BRL	5.0		ug/L	143128	1	03/08/2011 21:22	GK
1,1-Dichloroethene	BRL	5.0		ug/L	143128	1	03/08/2011 21:22	GK
1,2,4-Trichlorobenzene	BRL	5.0		ug/L	143128	1	03/08/2011 21:22	GK
1,2-Dibromo-3-chloropropane	BRL	5.0		ug/L	143128	1	03/08/2011 21:22	GK
1,2-Dibromoethane	BRL	5.0		ug/L	143128	1	03/08/2011 21:22	GK
1,2-Dichlorobenzene	BRL	5.0		ug/L	143128	1	03/08/2011 21:22	GK
1,2-Dichloroethane	BRL	5.0		ug/L	143128	1	03/08/2011 21:22	GK
1,2-Dichloropropane	BRL	5.0		ug/L	143128	1	03/08/2011 21:22	GK
1,3-Dichlorobenzene	BRL	5.0		ug/L	143128	1	03/08/2011 21:22	GK
1,4-Dichlorobenzene	BRL	5.0		ug/L	143128	1	03/08/2011 21:22	GK
2-Butanone	BRL	50		ug/L	143128	1	03/08/2011 21:22	GK
2-Hexanone	BRL	10		ug/L	143128	1	03/08/2011 21:22	GK
4-Methyl-2-pentanone	BRL	10		ug/L	143128	1	03/08/2011 21:22	GK
Acetone	BRL	50		ug/L	143128	1	03/08/2011 21:22	GK
Benzene	BRL	5.0		ug/L	143128	1	03/08/2011 21:22	GK
Bromodichloromethane	BRL	5.0		ug/L	143128	1	03/08/2011 21:22	GK
Bromoform	BRL	5.0		ug/L	143128	1	03/08/2011 21:22	GK
Bromomethane	BRL	5.0		ug/L	143128	1	03/08/2011 21:22	GK
Carbon disulfide	BRL	5.0		ug/L	143128	1	03/08/2011 21:22	GK
Carbon tetrachloride	BRL	5.0		ug/L	143128	1	03/08/2011 21:22	GK
Chlorobenzene	BRL	5.0		ug/L	143128	1	03/08/2011 21:22	GK
Chloroethane	BRL	10		ug/L	143128	1	03/08/2011 21:22	GK
Chloroform	BRL	5.0		ug/L	143128	1	03/08/2011 21:22	GK
Chloromethane	BRL	10		ug/L	143128	1	03/08/2011 21:22	GK
cis-1,2-Dichloroethene	6.3	5.0		ug/L	143128	1	03/08/2011 21:22	GK
cis-1,3-Dichloropropene	BRL	5.0		ug/L	143128	1	03/08/2011 21:22	GK
Cyclohexane	BRL	5.0		ug/L	143128	1	03/08/2011 21:22	GK
Dibromochloromethane	BRL	5.0		ug/L	143128	1	03/08/2011 21:22	GK
Dichlorodifluoromethane	BRL	10		ug/L	143128	1	03/08/2011 21:22	GK
Ethylbenzene	BRL	5.0		ug/L	143128	1	03/08/2011 21:22	GK
Freon-113	BRL	10		ug/L	143128	1	03/08/2011 21:22	GK
Isopropylbenzene	BRL	5.0		ug/L	143128	1	03/08/2011 21:22	GK
m,p-Xylene	BRL	5.0		ug/L	143128	1	03/08/2011 21:22	GK
Methyl acetate	BRL	5.0		ug/L	143128	1	03/08/2011 21:22	GK
Methyl tert-butyl ether	BRL	5.0		ug/L	143128	1	03/08/2011 21:22	GK
Methylcyclohexane	BRL	5.0		ug/L	143128	1	03/08/2011 21:22	GK
Methylene chloride	BRL	5.0		ug/L	143128	1	03/08/2011 21:22	GK
o-Xylene	BRL	5.0		ug/L	143128	1	03/08/2011 21:22	GK

Qualifiers:

- * Value exceeds maximum contaminant level
- BRL Below reporting limit
- H Holding times for preparation or analysis exceeded
- N Analyte not NELAC certified
- B Analyte detected in the associated method blank
- > Greater than Result value
- E Estimated (value above quantitation range)
- S Spike Recovery outside limits due to matrix
- Narr See case narrative
- NC Not confirmed
- < Less than Result value
- J Estimated value detected below Reporting Limit

Analytical Environmental Services, Inc **Date:** 10-Mar-11

Client:	Peachtree Environmental	**Client Sample ID:**	WC-0311-DPMW-3I
Project Name:	Woodall Creek	**Collection Date:**	3/2/2011 3:10:00 PM
Lab ID:	1103485-007	**Matrix:**	Groundwater

Analyses	Result	Reporting Limit	Qual	Units	BatchID	Dilution Factor	Date Analyzed	Analyst
TCL VOLATILE ORGANICS SW8260B (SW5030B)								
Styrene	BRL	5.0		ug/L	143128	1	03/08/2011 21:22	GK
Tetrachloroethene	49	5.0		ug/L	143128	1	03/08/2011 21:22	GK
Toluene	BRL	5.0		ug/L	143128	1	03/08/2011 21:22	GK
trans-1,2-Dichloroethene	BRL	5.0		ug/L	143128	1	03/08/2011 21:22	GK
trans-1,3-Dichloropropene	BRL	5.0		ug/L	143128	1	03/08/2011 21:22	GK
Trichloroethene	15	5.0		ug/L	143128	1	03/08/2011 21:22	GK
Trichlorofluoromethane	BRL	5.0		ug/L	143128	1	03/08/2011 21:22	GK
Vinyl chloride	BRL	2.0		ug/L	143128	1	03/08/2011 21:22	GK
Surr: 4-Bromofluorobenzene	88.5	64.7-130		%REC	143128	1	03/08/2011 21:22	GK
Surr: Dibromofluoromethane	100	80.7-129		%REC	143128	1	03/08/2011 21:22	GK
Surr: Toluene-d8	91	71.1-120		%REC	143128	1	03/08/2011 21:22	GK

Qualifiers:

*	Value exceeds maximum contaminant level	E	Estimated (value above quantitation range)
BRL	Below reporting limit	S	Spike Recovery outside limits due to matrix
H	Holding times for preparation or analysis exceeded	Narr	See case narrative
N	Analyte not NELAC certified	NC	Not confirmed
B	Analyte detected in the associated method blank	<	Less than Result value
>	Greater than Result value	J	Estimated value detected below Reporting Limit

Analytical Environmental Services, Inc **Date:** 10-Mar-11

Client:	Peachtree Environmental	**Client Sample ID:**	WC-0311-DPMW-1S
Project Name:	Woodall Creek	**Collection Date:**	3/2/2011 3:35:00 PM
Lab ID:	1103485-008	**Matrix:**	Groundwater

Analyses	Result	Reporting Limit	Qual	Units	BatchID	Dilution Factor	Date Analyzed	Analyst
TCL VOLATILE ORGANICS SW8260B				**(SW5030B)**				
1,1,1-Trichloroethane	BRL	5.0		ug/L	143128	1	03/09/2011 10:49	GK
1,1,2,2-Tetrachloroethane	BRL	5.0		ug/L	143128	1	03/09/2011 10:49	GK
1,1,2-Trichloroethane	BRL	5.0		ug/L	143128	1	03/09/2011 10:49	GK
1,1-Dichloroethane	BRL	5.0		ug/L	143128	1	03/09/2011 10:49	GK
1,1-Dichloroethene	BRL	5.0		ug/L	143128	1	03/09/2011 10:49	GK
1,2,4-Trichlorobenzene	BRL	5.0		ug/L	143128	1	03/09/2011 10:49	GK
1,2-Dibromo-3-chloropropane	BRL	5.0		ug/L	143128	1	03/09/2011 10:49	GK
1,2-Dibromoethane	BRL	5.0		ug/L	143128	1	03/09/2011 10:49	GK
1,2-Dichlorobenzene	BRL	5.0		ug/L	143128	1	03/09/2011 10:49	GK
1,2-Dichloroethane	BRL	5.0		ug/L	143128	1	03/09/2011 10:49	GK
1,2-Dichloropropane	BRL	5.0		ug/L	143128	1	03/09/2011 10:49	GK
1,3-Dichlorobenzene	BRL	5.0		ug/L	143128	1	03/09/2011 10:49	GK
1,4-Dichlorobenzene	BRL	5.0		ug/L	143128	1	03/09/2011 10:49	GK
2-Butanone	BRL	50		ug/L	143128	1	03/09/2011 10:49	GK
2-Hexanone	BRL	10		ug/L	143128	1	03/09/2011 10:49	GK
4-Methyl-2-pentanone	BRL	10		ug/L	143128	1	03/09/2011 10:49	GK
Acetone	BRL	50		ug/L	143128	1	03/09/2011 10:49	GK
Benzene	BRL	5.0		ug/L	143128	1	03/09/2011 10:49	GK
Bromodichloromethane	BRL	5.0		ug/L	143128	1	03/09/2011 10:49	GK
Bromoform	BRL	5.0		ug/L	143128	1	03/09/2011 10:49	GK
Bromomethane	BRL	5.0		ug/L	143128	1	03/09/2011 10:49	GK
Carbon disulfide	BRL	5.0		ug/L	143128	1	03/09/2011 10:49	GK
Carbon tetrachloride	BRL	5.0		ug/L	143128	1	03/09/2011 10:49	GK
Chlorobenzene	BRL	5.0		ug/L	143128	1	03/09/2011 10:49	GK
Chloroethane	BRL	10		ug/L	143128	1	03/09/2011 10:49	GK
Chloroform	6.2	5.0		ug/L	143128	1	03/09/2011 10:49	GK
Chloromethane	BRL	10		ug/L	143128	1	03/09/2011 10:49	GK
cis-1,2-Dichloroethene	BRL	5.0		ug/L	143128	1	03/09/2011 10:49	GK
cis-1,3-Dichloropropene	BRL	5.0		ug/L	143128	1	03/09/2011 10:49	GK
Cyclohexane	BRL	5.0		ug/L	143128	1	03/09/2011 10:49	GK
Dibromochloromethane	BRL	5.0		ug/L	143128	1	03/09/2011 10:49	GK
Dichlorodifluoromethane	BRL	10		ug/L	143128	1	03/09/2011 10:49	GK
Ethylbenzene	BRL	5.0		ug/L	143128	1	03/09/2011 10:49	GK
Freon-113	BRL	10		ug/L	143128	1	03/09/2011 10:49	GK
Isopropylbenzene	BRL	5.0		ug/L	143128	1	03/09/2011 10:49	GK
m,p-Xylene	BRL	5.0		ug/L	143128	1	03/09/2011 10:49	GK
Methyl acetate	BRL	5.0		ug/L	143128	1	03/09/2011 10:49	GK
Methyl tert-butyl ether	BRL	5.0		ug/L	143128	1	03/09/2011 10:49	GK
Methylcyclohexane	BRL	5.0		ug/L	143128	1	03/09/2011 10:49	GK
Methylene chloride	BRL	5.0		ug/L	143128	1	03/09/2011 10:49	GK
o-Xylene	BRL	5.0		ug/L	143128	1	03/09/2011 10:49	GK

Qualifiers:

- * Value exceeds maximum contaminant level
- BRL Below reporting limit
- H Holding times for preparation or analysis exceeded
- N Analyte not NELAC certified
- B Analyte detected in the associated method blank
- > Greater than Result value
- E Estimated (value above quantitation range)
- S Spike Recovery outside limits due to matrix
- Narr See case narrative
- NC Not confirmed
- < Less than Result value
- J Estimated value detected below Reporting Limit

Analytical Environmental Services, Inc **Date:** 10-Mar-11

Client:	Peachtree Environmental	**Client Sample ID:**	WC-0311-DPMW-1S
Project Name:	Woodall Creek	**Collection Date:**	3/2/2011 3:35:00 PM
Lab ID:	1103485-008	**Matrix:**	Groundwater

Analyses	Result	Reporting Limit	Qual	Units	BatchID	Dilution Factor	Date Analyzed	Analyst
TCL VOLATILE ORGANICS SW8260B				**(SW5030B)**				
Styrene	BRL	5.0		ug/L	143128	1	03/09/2011 10:49	GK
Tetrachloroethene	BRL	5.0		ug/L	143128	1	03/09/2011 10:49	GK
Toluene	BRL	5.0		ug/L	143128	1	03/09/2011 10:49	GK
trans-1,2-Dichloroethene	BRL	5.0		ug/L	143128	1	03/09/2011 10:49	GK
trans-1,3-Dichloropropene	BRL	5.0		ug/L	143128	1	03/09/2011 10:49	GK
Trichloroethene	BRL	5.0		ug/L	143128	1	03/09/2011 10:49	GK
Trichlorofluoromethane	BRL	5.0		ug/L	143128	1	03/09/2011 10:49	GK
Vinyl chloride	BRL	2.0		ug/L	143128	1	03/09/2011 10:49	GK
Surr: 4-Bromofluorobenzene	89.3	64.7-130		%REC	143128	1	03/09/2011 10:49	GK
Surr: Dibromofluoromethane	99.4	80.7-129		%REC	143128	1	03/09/2011 10:49	GK
Surr: Toluene-d8	92.2	71.1-120		%REC	143128	1	03/09/2011 10:49	GK

Qualifiers:

*	Value exceeds maximum contaminant level	E	Estimated (value above quantitation range)
BRL	Below reporting limit	S	Spike Recovery outside limits due to matrix
H	Holding times for preparation or analysis exceeded	Narr	See case narrative
N	Analyte not NELAC certified	NC	Not confirmed
B	Analyte detected in the associated method blank	<	Less than Result value
>	Greater than Result value	J	Estimated value detected below Reporting Limit

Analytical Environmental Services, Inc **Date:** 10-Mar-11

Client:	Peachtree Environmental	**Client Sample ID:**	WC-0311-DPMW-2S
Project Name:	Woodall Creek	**Collection Date:**	3/3/2011 10:50:00 AM
Lab ID:	1103485-009	**Matrix:**	Groundwater

Analyses	Result	Reporting Limit	Qual	Units	BatchID	Dilution Factor	Date Analyzed	Analyst
TCL VOLATILE ORGANICS SW8260B				**(SW5030B)**				
1,1,1-Trichloroethane	BRL	5.0		ug/L	143128	1	03/09/2011 11:19	GK
1,1,2,2-Tetrachloroethane	BRL	5.0		ug/L	143128	1	03/09/2011 11:19	GK
1,1,2-Trichloroethane	BRL	5.0		ug/L	143128	1	03/09/2011 11:19	GK
1,1-Dichloroethane	BRL	5.0		ug/L	143128	1	03/09/2011 11:19	GK
1,1-Dichloroethene	BRL	5.0		ug/L	143128	1	03/09/2011 11:19	GK
1,2,4-Trichlorobenzene	BRL	5.0		ug/L	143128	1	03/09/2011 11:19	GK
1,2-Dibromo-3-chloropropane	BRL	5.0		ug/L	143128	1	03/09/2011 11:19	GK
1,2-Dibromoethane	BRL	5.0		ug/L	143128	1	03/09/2011 11:19	GK
1,2-Dichlorobenzene	BRL	5.0		ug/L	143128	1	03/09/2011 11:19	GK
1,2-Dichloroethane	BRL	5.0		ug/L	143128	1	03/09/2011 11:19	GK
1,2-Dichloropropane	BRL	5.0		ug/L	143128	1	03/09/2011 11:19	GK
1,3-Dichlorobenzene	BRL	5.0		ug/L	143128	1	03/09/2011 11:19	GK
1,4-Dichlorobenzene	BRL	5.0		ug/L	143128	1	03/09/2011 11:19	GK
2-Butanone	BRL	50		ug/L	143128	1	03/09/2011 11:19	GK
2-Hexanone	BRL	10		ug/L	143128	1	03/09/2011 11:19	GK
4-Methyl-2-pentanone	BRL	10		ug/L	143128	1	03/09/2011 11:19	GK
Acetone	BRL	50		ug/L	143128	1	03/09/2011 11:19	GK
Benzene	BRL	5.0		ug/L	143128	1	03/09/2011 11:19	GK
Bromodichloromethane	BRL	5.0		ug/L	143128	1	03/09/2011 11:19	GK
Bromoform	BRL	5.0		ug/L	143128	1	03/09/2011 11:19	GK
Bromomethane	BRL	5.0		ug/L	143128	1	03/09/2011 11:19	GK
Carbon disulfide	BRL	5.0		ug/L	143128	1	03/09/2011 11:19	GK
Carbon tetrachloride	BRL	5.0		ug/L	143128	1	03/09/2011 11:19	GK
Chlorobenzene	BRL	5.0		ug/L	143128	1	03/09/2011 11:19	GK
Chloroethane	BRL	10		ug/L	143128	1	03/09/2011 11:19	GK
Chloroform	6.6	5.0		ug/L	143128	1	03/09/2011 11:19	GK
Chloromethane	BRL	10		ug/L	143128	1	03/09/2011 11:19	GK
cis-1,2-Dichloroethene	9.3	5.0		ug/L	143128	1	03/09/2011 11:19	GK
cis-1,3-Dichloropropene	BRL	5.0		ug/L	143128	1	03/09/2011 11:19	GK
Cyclohexane	BRL	5.0		ug/L	143128	1	03/09/2011 11:19	GK
Dibromochloromethane	BRL	5.0		ug/L	143128	1	03/09/2011 11:19	GK
Dichlorodifluoromethane	BRL	10		ug/L	143128	1	03/09/2011 11:19	GK
Ethylbenzene	BRL	5.0		ug/L	143128	1	03/09/2011 11:19	GK
Freon-113	BRL	10		ug/L	143128	1	03/09/2011 11:19	GK
Isopropylbenzene	BRL	5.0		ug/L	143128	1	03/09/2011 11:19	GK
m,p-Xylene	BRL	5.0		ug/L	143128	1	03/09/2011 11:19	GK
Methyl acetate	BRL	5.0		ug/L	143128	1	03/09/2011 11:19	GK
Methyl tert-butyl ether	BRL	5.0		ug/L	143128	1	03/09/2011 11:19	GK
Methylcyclohexane	BRL	5.0		ug/L	143128	1	03/09/2011 11:19	GK
Methylene chloride	BRL	5.0		ug/L	143128	1	03/09/2011 11:19	GK
o-Xylene	BRL	5.0		ug/L	143128	1	03/09/2011 11:19	GK

Qualifiers:

- * Value exceeds maximum contaminant level
- BRL Below reporting limit
- H Holding times for preparation or analysis exceeded
- N Analyte not NELAC certified
- B Analyte detected in the associated method blank
- > Greater than Result value
- E Estimated (value above quantitation range)
- S Spike Recovery outside limits due to matrix
- Narr See case narrative
- NC Not confirmed
- < Less than Result value
- J Estimated value detected below Reporting Limit

Analytical Environmental Services, Inc **Date:** 10-Mar-11

Client:	Peachtree Environmental	**Client Sample ID:**	WC-0311-DPMW-2S
Project Name:	Woodall Creek	**Collection Date:**	3/3/2011 10:50:00 AM
Lab ID:	1103485-009	**Matrix:**	Groundwater

Analyses	Result	Reporting Limit	Qual	Units	BatchID	Dilution Factor	Date Analyzed	Analyst
TCL VOLATILE ORGANICS SW8260B (SW5030B)								
Styrene	BRL	5.0		ug/L	143128	1	03/09/2011 11:19	GK
Tetrachloroethene	150	5.0		ug/L	143128	1	03/09/2011 11:19	GK
Toluene	BRL	5.0		ug/L	143128	1	03/09/2011 11:19	GK
trans-1,2-Dichloroethene	BRL	5.0		ug/L	143128	1	03/09/2011 11:19	GK
trans-1,3-Dichloropropene	BRL	5.0		ug/L	143128	1	03/09/2011 11:19	GK
Trichloroethene	18	5.0		ug/L	143128	1	03/09/2011 11:19	GK
Trichlorofluoromethane	BRL	5.0		ug/L	143128	1	03/09/2011 11:19	GK
Vinyl chloride	BRL	2.0		ug/L	143128	1	03/09/2011 11:19	GK
Surr: 4-Bromofluorobenzene	86.6	64.7-130		%REC	143128	1	03/09/2011 11:19	GK
Surr: Dibromofluoromethane	104	80.7-129		%REC	143128	1	03/09/2011 11:19	GK
Surr: Toluene-d8	92.4	71.1-120		%REC	143128	1	03/09/2011 11:19	GK

Qualifiers:

*	Value exceeds maximum contaminant level	E	Estimated (value above quantitation range)
BRL	Below reporting limit	S	Spike Recovery outside limits due to matrix
H	Holding times for preparation or analysis exceeded	Narr	See case narrative
N	Analyte not NELAC certified	NC	Not confirmed
B	Analyte detected in the associated method blank	<	Less than Result value
>	Greater than Result value	J	Estimated value detected below Reporting Limit

Analytical Environmental Services, Inc **Date:** 10-Mar-11

Client:	Peachtree Environmental	**Client Sample ID:**	WC-0311-DPMW-2I
Project Name:	Woodall Creek	**Collection Date:**	3/3/2011 11:30:00 AM
Lab ID:	1103485-010	**Matrix:**	Groundwater

Analyses	Result	Reporting Limit	Qual	Units	BatchID	Dilution Factor	Date Analyzed	Analyst
TCL VOLATILE ORGANICS SW8260B				**(SW5030B)**				
1,1,1-Trichloroethane	BRL	5.0		ug/L	143128	1	03/08/2011 22:52	GK
1,1,2,2-Tetrachloroethane	BRL	5.0		ug/L	143128	1	03/08/2011 22:52	GK
1,1,2-Trichloroethane	BRL	5.0		ug/L	143128	1	03/08/2011 22:52	GK
1,1-Dichloroethane	BRL	5.0		ug/L	143128	1	03/08/2011 22:52	GK
1,1-Dichloroethene	6.7	5.0		ug/L	143128	1	03/08/2011 22:52	GK
1,2,4-Trichlorobenzene	BRL	5.0		ug/L	143128	1	03/08/2011 22:52	GK
1,2-Dibromo-3-chloropropane	BRL	5.0		ug/L	143128	1	03/08/2011 22:52	GK
1,2-Dibromoethane	BRL	5.0		ug/L	143128	1	03/08/2011 22:52	GK
1,2-Dichlorobenzene	BRL	5.0		ug/L	143128	1	03/08/2011 22:52	GK
1,2-Dichloroethane	BRL	5.0		ug/L	143128	1	03/08/2011 22:52	GK
1,2-Dichloropropane	BRL	5.0		ug/L	143128	1	03/08/2011 22:52	GK
1,3-Dichlorobenzene	BRL	5.0		ug/L	143128	1	03/08/2011 22:52	GK
1,4-Dichlorobenzene	BRL	5.0		ug/L	143128	1	03/08/2011 22:52	GK
2-Butanone	BRL	50		ug/L	143128	1	03/08/2011 22:52	GK
2-Hexanone	BRL	10		ug/L	143128	1	03/08/2011 22:52	GK
4-Methyl-2-pentanone	BRL	10		ug/L	143128	1	03/08/2011 22:52	GK
Acetone	BRL	50		ug/L	143128	1	03/08/2011 22:52	GK
Benzene	BRL	5.0		ug/L	143128	1	03/08/2011 22:52	GK
Bromodichloromethane	BRL	5.0		ug/L	143128	1	03/08/2011 22:52	GK
Bromoform	BRL	5.0		ug/L	143128	1	03/08/2011 22:52	GK
Bromomethane	BRL	5.0		ug/L	143128	1	03/08/2011 22:52	GK
Carbon disulfide	BRL	5.0		ug/L	143128	1	03/08/2011 22:52	GK
Carbon tetrachloride	BRL	5.0		ug/L	143128	1	03/08/2011 22:52	GK
Chlorobenzene	BRL	5.0		ug/L	143128	1	03/08/2011 22:52	GK
Chloroethane	BRL	10		ug/L	143128	1	03/08/2011 22:52	GK
Chloroform	BRL	5.0		ug/L	143128	1	03/08/2011 22:52	GK
Chloromethane	BRL	10		ug/L	143128	1	03/08/2011 22:52	GK
cis-1,2-Dichloroethene	BRL	5.0		ug/L	143128	1	03/08/2011 22:52	GK
cis-1,3-Dichloropropene	BRL	5.0		ug/L	143128	1	03/08/2011 22:52	GK
Cyclohexane	BRL	5.0		ug/L	143128	1	03/08/2011 22:52	GK
Dibromochloromethane	BRL	5.0		ug/L	143128	1	03/08/2011 22:52	GK
Dichlorodifluoromethane	BRL	10		ug/L	143128	1	03/08/2011 22:52	GK
Ethylbenzene	BRL	5.0		ug/L	143128	1	03/08/2011 22:52	GK
Freon-113	BRL	10		ug/L	143128	1	03/08/2011 22:52	GK
Isopropylbenzene	BRL	5.0		ug/L	143128	1	03/08/2011 22:52	GK
m,p-Xylene	BRL	5.0		ug/L	143128	1	03/08/2011 22:52	GK
Methyl acetate	BRL	5.0		ug/L	143128	1	03/08/2011 22:52	GK
Methyl tert-butyl ether	BRL	5.0		ug/L	143128	1	03/08/2011 22:52	GK
Methylcyclohexane	BRL	5.0		ug/L	143128	1	03/08/2011 22:52	GK
Methylene chloride	BRL	5.0		ug/L	143128	1	03/08/2011 22:52	GK
o-Xylene	BRL	5.0		ug/L	143128	1	03/08/2011 22:52	GK

Qualifiers:

- * Value exceeds maximum contaminant level
- BRL Below reporting limit
- H Holding times for preparation or analysis exceeded
- N Analyte not NELAC certified
- B Analyte detected in the associated method blank
- > Greater than Result value
- E Estimated (value above quantitation range)
- S Spike Recovery outside limits due to matrix
- Narr See case narrative
- NC Not confirmed
- < Less than Result value
- J Estimated value detected below Reporting Limit

Analytical Environmental Services, Inc **Date:** 10-Mar-11

Client:	Peachtree Environmental	**Client Sample ID:**	WC-0311-DPMW-2I
Project Name:	Woodall Creek	**Collection Date:**	3/3/2011 11:30:00 AM
Lab ID:	1103485-010	**Matrix:**	Groundwater

Analyses	Result	Reporting Limit	Qual	Units	BatchID	Dilution Factor	Date Analyzed	Analyst
TCL VOLATILE ORGANICS SW8260B (SW5030B)								
Styrene	BRL	5.0		ug/L	143128	1	03/08/2011 22:52	GK
Tetrachloroethene	23	5.0		ug/L	143128	1	03/08/2011 22:52	GK
Toluene	BRL	5.0		ug/L	143128	1	03/08/2011 22:52	GK
trans-1,2-Dichloroethene	BRL	5.0		ug/L	143128	1	03/08/2011 22:52	GK
trans-1,3-Dichloropropene	BRL	5.0		ug/L	143128	1	03/08/2011 22:52	GK
Trichloroethene	17	5.0		ug/L	143128	1	03/08/2011 22:52	GK
Trichlorofluoromethane	BRL	5.0		ug/L	143128	1	03/08/2011 22:52	GK
Vinyl chloride	BRL	2.0		ug/L	143128	1	03/08/2011 22:52	GK
Surr: 4-Bromofluorobenzene	87.1	64.7-130		%REC	143128	1	03/08/2011 22:52	GK
Surr: Dibromofluoromethane	99.2	80.7-129		%REC	143128	1	03/08/2011 22:52	GK
Surr: Toluene-d8	93.3	71.1-120		%REC	143128	1	03/08/2011 22:52	GK

Qualifiers:

*	Value exceeds maximum contaminant level	E	Estimated (value above quantitation range)
BRL	Below reporting limit	S	Spike Recovery outside limits due to matrix
H	Holding times for preparation or analysis exceeded	Narr	See case narrative
N	Analyte not NELAC certified	NC	Not confirmed
B	Analyte detected in the associated method blank	<	Less than Result value
>	Greater than Result value	J	Estimated value detected below Reporting Limit

Analytical Environmental Services, Inc **Date:** 10-Mar-11

Client:	Peachtree Environmental	**Client Sample ID:**	WC-0311-DPMW-26
Project Name:	Woodall Creek	**Collection Date:**	3/3/2011 12:50:00 PM
Lab ID:	1103485-011	**Matrix:**	Groundwater

Analyses	Result	Reporting Limit	Qual	Units	BatchID	Dilution Factor	Date Analyzed	Analyst
TCL VOLATILE ORGANICS SW8260B				**(SW5030B)**				
1,1,1-Trichloroethane	BRL	5.0		ug/L	143128	1	03/08/2011 16:24	GK
1,1,2,2-Tetrachloroethane	BRL	5.0		ug/L	143128	1	03/08/2011 16:24	GK
1,1,2-Trichloroethane	BRL	5.0		ug/L	143128	1	03/08/2011 16:24	GK
1,1-Dichloroethane	BRL	5.0		ug/L	143128	1	03/08/2011 16:24	GK
1,1-Dichloroethene	BRL	5.0		ug/L	143128	1	03/08/2011 16:24	GK
1,2,4-Trichlorobenzene	BRL	5.0		ug/L	143128	1	03/08/2011 16:24	GK
1,2-Dibromo-3-chloropropane	BRL	5.0		ug/L	143128	1	03/08/2011 16:24	GK
1,2-Dibromoethane	BRL	5.0		ug/L	143128	1	03/08/2011 16:24	GK
1,2-Dichlorobenzene	BRL	5.0		ug/L	143128	1	03/08/2011 16:24	GK
1,2-Dichloroethane	BRL	5.0		ug/L	143128	1	03/08/2011 16:24	GK
1,2-Dichloropropane	BRL	5.0		ug/L	143128	1	03/08/2011 16:24	GK
1,3-Dichlorobenzene	BRL	5.0		ug/L	143128	1	03/08/2011 16:24	GK
1,4-Dichlorobenzene	BRL	5.0		ug/L	143128	1	03/08/2011 16:24	GK
2-Butanone	BRL	50		ug/L	143128	1	03/08/2011 16:24	GK
2-Hexanone	BRL	10		ug/L	143128	1	03/08/2011 16:24	GK
4-Methyl-2-pentanone	BRL	10		ug/L	143128	1	03/08/2011 16:24	GK
Acetone	BRL	50		ug/L	143128	1	03/08/2011 16:24	GK
Benzene	5.2	5.0		ug/L	143128	1	03/08/2011 16:24	GK
Bromodichloromethane	BRL	5.0		ug/L	143128	1	03/08/2011 16:24	GK
Bromoform	BRL	5.0		ug/L	143128	1	03/08/2011 16:24	GK
Bromomethane	BRL	5.0		ug/L	143128	1	03/08/2011 16:24	GK
Carbon disulfide	BRL	5.0		ug/L	143128	1	03/08/2011 16:24	GK
Carbon tetrachloride	BRL	5.0		ug/L	143128	1	03/08/2011 16:24	GK
Chlorobenzene	BRL	5.0		ug/L	143128	1	03/08/2011 16:24	GK
Chloroethane	BRL	10		ug/L	143128	1	03/08/2011 16:24	GK
Chloroform	BRL	5.0		ug/L	143128	1	03/08/2011 16:24	GK
Chloromethane	BRL	10		ug/L	143128	1	03/08/2011 16:24	GK
cis-1,2-Dichloroethene	14	5.0		ug/L	143128	1	03/08/2011 16:24	GK
cis-1,3-Dichloropropene	BRL	5.0		ug/L	143128	1	03/08/2011 16:24	GK
Cyclohexane	BRL	5.0		ug/L	143128	1	03/08/2011 16:24	GK
Dibromochloromethane	BRL	5.0		ug/L	143128	1	03/08/2011 16:24	GK
Dichlorodifluoromethane	BRL	10		ug/L	143128	1	03/08/2011 16:24	GK
Ethylbenzene	BRL	5.0		ug/L	143128	1	03/08/2011 16:24	GK
Freon-113	BRL	10		ug/L	143128	1	03/08/2011 16:24	GK
Isopropylbenzene	BRL	5.0		ug/L	143128	1	03/08/2011 16:24	GK
m,p-Xylene	BRL	5.0		ug/L	143128	1	03/08/2011 16:24	GK
Methyl acetate	BRL	5.0		ug/L	143128	1	03/08/2011 16:24	GK
Methyl tert-butyl ether	BRL	5.0		ug/L	143128	1	03/08/2011 16:24	GK
Methylcyclohexane	BRL	5.0		ug/L	143128	1	03/08/2011 16:24	GK
Methylene chloride	BRL	5.0		ug/L	143128	1	03/08/2011 16:24	GK
o-Xylene	BRL	5.0		ug/L	143128	1	03/08/2011 16:24	GK

Qualifiers:

- * Value exceeds maximum contaminant level
- BRL Below reporting limit
- H Holding times for preparation or analysis exceeded
- N Analyte not NELAC certified
- B Analyte detected in the associated method blank
- > Greater than Result value
- E Estimated (value above quantitation range)
- S Spike Recovery outside limits due to matrix
- Narr See case narrative
- NC Not confirmed
- < Less than Result value
- J Estimated value detected below Reporting Limit

Analytical Environmental Services, Inc **Date:** 10-Mar-11

Client:	Peachtree Environmental	**Client Sample ID:**	WC-0311-DPMW-26
Project Name:	Woodall Creek	**Collection Date:**	3/3/2011 12:50:00 PM
Lab ID:	1103485-011	**Matrix:**	Groundwater

Analyses	Result	Reporting Limit	Qual	Units	BatchID	Dilution Factor	Date Analyzed	Analyst
TCL VOLATILE ORGANICS SW8260B (SW5030B)								
Styrene	BRL	5.0		ug/L	143128	1	03/08/2011 16:24	GK
Tetrachloroethene	29	5.0		ug/L	143128	1	03/08/2011 16:24	GK
Toluene	BRL	5.0		ug/L	143128	1	03/08/2011 16:24	GK
trans-1,2-Dichloroethene	BRL	5.0		ug/L	143128	1	03/08/2011 16:24	GK
trans-1,3-Dichloropropene	BRL	5.0		ug/L	143128	1	03/08/2011 16:24	GK
Trichloroethene	5.7	5.0		ug/L	143128	1	03/08/2011 16:24	GK
Trichlorofluoromethane	BRL	5.0		ug/L	143128	1	03/08/2011 16:24	GK
Vinyl chloride	BRL	2.0		ug/L	143128	1	03/08/2011 16:24	GK
Surr: 4-Bromofluorobenzene	92.2	64.7-130		%REC	143128	1	03/08/2011 16:24	GK
Surr: Dibromofluoromethane	95.4	80.7-129		%REC	143128	1	03/08/2011 16:24	GK
Surr: Toluene-d8	90.4	71.1-120		%REC	143128	1	03/08/2011 16:24	GK

Qualifiers:

*	Value exceeds maximum contaminant level	E	Estimated (value above quantitation range)
BRL	Below reporting limit	S	Spike Recovery outside limits due to matrix
H	Holding times for preparation or analysis exceeded	Narr	See case narrative
N	Analyte not NELAC certified	NC	Not confirmed
B	Analyte detected in the associated method blank	<	Less than Result value
>	Greater than Result value	J	Estimated value detected below Reporting Limit

Analytical Environmental Services, Inc **Date:** 10-Mar-11

Client:	Peachtree Environmental	**Client Sample ID:**	WC-0311-DPMW-27
Project Name:	Woodall Creek	**Collection Date:**	3/3/2011 1:08:00 PM
Lab ID:	1103485-012	**Matrix:**	Groundwater

Analyses	Result	Reporting Limit	Qual	Units	BatchID	Dilution Factor	Date Analyzed	Analyst
TCL VOLATILE ORGANICS SW8260B				**(SW5030B)**				
1,1,1-Trichloroethane	BRL	5.0		ug/L	143128	1	03/09/2011 11:49	SB
1,1,2,2-Tetrachloroethane	BRL	5.0		ug/L	143128	1	03/09/2011 11:49	SB
1,1,2-Trichloroethane	BRL	5.0		ug/L	143128	1	03/09/2011 11:49	SB
1,1-Dichloroethane	BRL	5.0		ug/L	143128	1	03/09/2011 11:49	SB
1,1-Dichloroethene	BRL	5.0		ug/L	143128	1	03/09/2011 11:49	SB
1,2,4-Trichlorobenzene	BRL	5.0		ug/L	143128	1	03/09/2011 11:49	SB
1,2-Dibromo-3-chloropropane	BRL	5.0		ug/L	143128	1	03/09/2011 11:49	SB
1,2-Dibromoethane	BRL	5.0		ug/L	143128	1	03/09/2011 11:49	SB
1,2-Dichlorobenzene	BRL	5.0		ug/L	143128	1	03/09/2011 11:49	SB
1,2-Dichloroethane	BRL	5.0		ug/L	143128	1	03/09/2011 11:49	SB
1,2-Dichloropropane	BRL	5.0		ug/L	143128	1	03/09/2011 11:49	SB
1,3-Dichlorobenzene	BRL	5.0		ug/L	143128	1	03/09/2011 11:49	SB
1,4-Dichlorobenzene	BRL	5.0		ug/L	143128	1	03/09/2011 11:49	SB
2-Butanone	BRL	50		ug/L	143128	1	03/09/2011 11:49	SB
2-Hexanone	BRL	10		ug/L	143128	1	03/09/2011 11:49	SB
4-Methyl-2-pentanone	BRL	10		ug/L	143128	1	03/09/2011 11:49	SB
Acetone	BRL	50		ug/L	143128	1	03/09/2011 11:49	SB
Benzene	BRL	5.0		ug/L	143128	1	03/09/2011 11:49	SB
Bromodichloromethane	BRL	5.0		ug/L	143128	1	03/09/2011 11:49	SB
Bromoform	BRL	5.0		ug/L	143128	1	03/09/2011 11:49	SB
Bromomethane	BRL	5.0		ug/L	143128	1	03/09/2011 11:49	SB
Carbon disulfide	BRL	5.0		ug/L	143128	1	03/09/2011 11:49	SB
Carbon tetrachloride	BRL	5.0		ug/L	143128	1	03/09/2011 11:49	SB
Chlorobenzene	BRL	5.0		ug/L	143128	1	03/09/2011 11:49	SB
Chloroethane	BRL	10		ug/L	143128	1	03/09/2011 11:49	SB
Chloroform	BRL	5.0		ug/L	143128	1	03/09/2011 11:49	SB
Chloromethane	BRL	10		ug/L	143128	1	03/09/2011 11:49	SB
cis-1,2-Dichloroethene	77	5.0		ug/L	143128	1	03/09/2011 11:49	SB
cis-1,3-Dichloropropene	BRL	5.0		ug/L	143128	1	03/09/2011 11:49	SB
Cyclohexane	BRL	5.0		ug/L	143128	1	03/09/2011 11:49	SB
Dibromochloromethane	BRL	5.0		ug/L	143128	1	03/09/2011 11:49	SB
Dichlorodifluoromethane	BRL	10		ug/L	143128	1	03/09/2011 11:49	SB
Ethylbenzene	BRL	5.0		ug/L	143128	1	03/09/2011 11:49	SB
Freon-113	BRL	10		ug/L	143128	1	03/09/2011 11:49	SB
Isopropylbenzene	BRL	5.0		ug/L	143128	1	03/09/2011 11:49	SB
m,p-Xylene	BRL	5.0		ug/L	143128	1	03/09/2011 11:49	SB
Methyl acetate	BRL	5.0		ug/L	143128	1	03/09/2011 11:49	SB
Methyl tert-butyl ether	BRL	5.0		ug/L	143128	1	03/09/2011 11:49	SB
Methylcyclohexane	BRL	5.0		ug/L	143128	1	03/09/2011 11:49	SB
Methylene chloride	BRL	5.0		ug/L	143128	1	03/09/2011 11:49	SB
o-Xylene	BRL	5.0		ug/L	143128	1	03/09/2011 11:49	SB

Qualifiers:

- * Value exceeds maximum contaminant level
- BRL Below reporting limit
- H Holding times for preparation or analysis exceeded
- N Analyte not NELAC certified
- B Analyte detected in the associated method blank
- > Greater than Result value
- E Estimated (value above quantitation range)
- S Spike Recovery outside limits due to matrix
- Narr See case narrative
- NC Not confirmed
- < Less than Result value
- J Estimated value detected below Reporting Limit

Analytical Environmental Services, Inc **Date:** 10-Mar-11

Client:	Peachtree Environmental	**Client Sample ID:**	WC-0311-DPMW-27
Project Name:	Woodall Creek	**Collection Date:**	3/3/2011 1:08:00 PM
Lab ID:	1103485-012	**Matrix:**	Groundwater

Analyses	Result	Reporting Limit	Qual	Units	BatchID	Dilution Factor	Date Analyzed	Analyst
TCL VOLATILE ORGANICS SW8260B				**(SW5030B)**				
Styrene	BRL	5.0		ug/L	143128	1	03/09/2011 11:49	SB
Tetrachloroethene	260	50		ug/L	143128	10	03/09/2011 13:13	SB
Toluene	BRL	5.0		ug/L	143128	1	03/09/2011 11:49	SB
trans-1,2-Dichloroethene	BRL	5.0		ug/L	143128	1	03/09/2011 11:49	SB
trans-1,3-Dichloropropene	BRL	5.0		ug/L	143128	1	03/09/2011 11:49	SB
Trichloroethene	85	5.0		ug/L	143128	1	03/09/2011 11:49	SB
Trichlorofluoromethane	BRL	5.0		ug/L	143128	1	03/09/2011 11:49	SB
Vinyl chloride	BRL	2.0		ug/L	143128	1	03/09/2011 11:49	SB
Surr: 4-Bromofluorobenzene	80.2	64.7-130		%REC	143128	10	03/09/2011 13:13	SB
Surr: 4-Bromofluorobenzene	84.8	64.7-130		%REC	143128	1	03/09/2011 11:49	SB
Surr: Dibromofluoromethane	98.8	80.7-129		%REC	143128	1	03/09/2011 11:49	SB
Surr: Dibromofluoromethane	102	80.7-129		%REC	143128	10	03/09/2011 13:13	SB
Surr: Toluene-d8	87.6	71.1-120		%REC	143128	1	03/09/2011 11:49	SB
Surr: Toluene-d8	89.2	71.1-120		%REC	143128	10	03/09/2011 13:13	SB

Qualifiers:

*	Value exceeds maximum contaminant level	E	Estimated (value above quantitation range)
BRL	Below reporting limit	S	Spike Recovery outside limits due to matrix
H	Holding times for preparation or analysis exceeded	Narr	See case narrative
N	Analyte not NELAC certified	NC	Not confirmed
B	Analyte detected in the associated method blank	<	Less than Result value
>	Greater than Result value	J	Estimated value detected below Reporting Limit

Analytical Environmental Services, Inc **Date:** 10-Mar-11

Client:	Peachtree Environmental	**Client Sample ID:**	WC-0311-DPMW-25
Project Name:	Woodall Creek	**Collection Date:**	3/3/2011 3:12:00 PM
Lab ID:	1103485-013	**Matrix:**	Groundwater

Analyses	Result	Reporting Limit	Qual	Units	BatchID	Dilution Factor	Date Analyzed	Analyst
TCL VOLATILE ORGANICS SW8260B				**(SW5030B)**				
1,1,1-Trichloroethane	BRL	5.0		ug/L	143167	1	03/09/2011 12:17	SB
1,1,2,2-Tetrachloroethane	BRL	5.0		ug/L	143167	1	03/09/2011 12:17	SB
1,1,2-Trichloroethane	BRL	5.0		ug/L	143167	1	03/09/2011 12:17	SB
1,1-Dichloroethane	BRL	5.0		ug/L	143167	1	03/09/2011 12:17	SB
1,1-Dichloroethene	BRL	5.0		ug/L	143167	1	03/09/2011 12:17	SB
1,2,4-Trichlorobenzene	BRL	5.0		ug/L	143167	1	03/09/2011 12:17	SB
1,2-Dibromo-3-chloropropane	BRL	5.0		ug/L	143167	1	03/09/2011 12:17	SB
1,2-Dibromoethane	BRL	5.0		ug/L	143167	1	03/09/2011 12:17	SB
1,2-Dichlorobenzene	BRL	5.0		ug/L	143167	1	03/09/2011 12:17	SB
1,2-Dichloroethane	BRL	5.0		ug/L	143167	1	03/09/2011 12:17	SB
1,2-Dichloropropane	BRL	5.0		ug/L	143167	1	03/09/2011 12:17	SB
1,3-Dichlorobenzene	BRL	5.0		ug/L	143167	1	03/09/2011 12:17	SB
1,4-Dichlorobenzene	BRL	5.0		ug/L	143167	1	03/09/2011 12:17	SB
2-Butanone	BRL	50		ug/L	143167	1	03/09/2011 12:17	SB
2-Hexanone	BRL	10		ug/L	143167	1	03/09/2011 12:17	SB
4-Methyl-2-pentanone	BRL	10		ug/L	143167	1	03/09/2011 12:17	SB
Acetone	BRL	50		ug/L	143167	1	03/09/2011 12:17	SB
Benzene	BRL	5.0		ug/L	143167	1	03/09/2011 12:17	SB
Bromodichloromethane	BRL	5.0		ug/L	143167	1	03/09/2011 12:17	SB
Bromoform	BRL	5.0		ug/L	143167	1	03/09/2011 12:17	SB
Bromomethane	BRL	5.0		ug/L	143167	1	03/09/2011 12:17	SB
Carbon disulfide	BRL	5.0		ug/L	143167	1	03/09/2011 12:17	SB
Carbon tetrachloride	BRL	5.0		ug/L	143167	1	03/09/2011 12:17	SB
Chlorobenzene	BRL	5.0		ug/L	143167	1	03/09/2011 12:17	SB
Chloroethane	BRL	10		ug/L	143167	1	03/09/2011 12:17	SB
Chloroform	BRL	5.0		ug/L	143167	1	03/09/2011 12:17	SB
Chloromethane	BRL	10		ug/L	143167	1	03/09/2011 12:17	SB
cis-1,2-Dichloroethene	16	5.0		ug/L	143167	1	03/09/2011 12:17	SB
cis-1,3-Dichloropropene	BRL	5.0		ug/L	143167	1	03/09/2011 12:17	SB
Cyclohexane	BRL	5.0		ug/L	143167	1	03/09/2011 12:17	SB
Dibromochloromethane	BRL	5.0		ug/L	143167	1	03/09/2011 12:17	SB
Dichlorodifluoromethane	BRL	10		ug/L	143167	1	03/09/2011 12:17	SB
Ethylbenzene	BRL	5.0		ug/L	143167	1	03/09/2011 12:17	SB
Freon-113	BRL	10		ug/L	143167	1	03/09/2011 12:17	SB
Isopropylbenzene	BRL	5.0		ug/L	143167	1	03/09/2011 12:17	SB
m,p-Xylene	BRL	5.0		ug/L	143167	1	03/09/2011 12:17	SB
Methyl acetate	BRL	5.0		ug/L	143167	1	03/09/2011 12:17	SB
Methyl tert-butyl ether	BRL	5.0		ug/L	143167	1	03/09/2011 12:17	SB
Methylcyclohexane	BRL	5.0		ug/L	143167	1	03/09/2011 12:17	SB
Methylene chloride	BRL	5.0		ug/L	143167	1	03/09/2011 12:17	SB
o-Xylene	BRL	5.0		ug/L	143167	1	03/09/2011 12:17	SB

Qualifiers:

- * Value exceeds maximum contaminant level
- BRL Below reporting limit
- H Holding times for preparation or analysis exceeded
- N Analyte not NELAC certified
- B Analyte detected in the associated method blank
- > Greater than Result value
- E Estimated (value above quantitation range)
- S Spike Recovery outside limits due to matrix
- Narr See case narrative
- NC Not confirmed
- < Less than Result value
- J Estimated value detected below Reporting Limit

Analytical Environmental Services, Inc **Date:** 10-Mar-11

Client:	Peachtree Environmental	**Client Sample ID:**	WC-0311-DPMW-25
Project Name:	Woodall Creek	**Collection Date:**	3/3/2011 3:12:00 PM
Lab ID:	1103485-013	**Matrix:**	Groundwater

Analyses	Result	Reporting Limit	Qual	Units	BatchID	Dilution Factor	Date Analyzed	Analyst
TCL VOLATILE ORGANICS SW8260B (SW5030B)								
Styrene	BRL	5.0		ug/L	143167	1	03/09/2011 12:17	SB
Tetrachloroethene	110	5.0		ug/L	143167	1	03/09/2011 12:17	SB
Toluene	BRL	5.0		ug/L	143167	1	03/09/2011 12:17	SB
trans-1,2-Dichloroethene	BRL	5.0		ug/L	143167	1	03/09/2011 12:17	SB
trans-1,3-Dichloropropene	BRL	5.0		ug/L	143167	1	03/09/2011 12:17	SB
Trichloroethene	28	5.0		ug/L	143167	1	03/09/2011 12:17	SB
Trichlorofluoromethane	BRL	5.0		ug/L	143167	1	03/09/2011 12:17	SB
Vinyl chloride	BRL	2.0		ug/L	143167	1	03/09/2011 12:17	SB
Surr: 4-Bromofluorobenzene	79.6	64.7-130		%REC	143167	1	03/09/2011 12:17	SB
Surr: Dibromofluoromethane	97.1	80.7-129		%REC	143167	1	03/09/2011 12:17	SB
Surr: Toluene-d8	87.6	71.1-120		%REC	143167	1	03/09/2011 12:17	SB

Qualifiers:

*	Value exceeds maximum contaminant level	E	Estimated (value above quantitation range)
BRL	Below reporting limit	S	Spike Recovery outside limits due to matrix
H	Holding times for preparation or analysis exceeded	Narr	See case narrative
N	Analyte not NELAC certified	NC	Not confirmed
B	Analyte detected in the associated method blank	<	Less than Result value
>	Greater than Result value	J	Estimated value detected below Reporting Limit

Analytical Environmental Services, Inc **Date:** 10-Mar-11

Client:	Peachtree Environmental	**Client Sample ID:**	WC-0311-DPMW-10
Project Name:	Woodall Creek	**Collection Date:**	3/3/2011 3:16:00 PM
Lab ID:	1103485-014	**Matrix:**	Groundwater

Analyses	Result	Reporting Limit	Qual	Units	BatchID	Dilution Factor	Date Analyzed	Analyst
TCL VOLATILE ORGANICS SW8260B				**(SW5030B)**				
1,1,1-Trichloroethane	BRL	5.0		ug/L	143167	1	03/09/2011 14:38	SB
1,1,2,2-Tetrachloroethane	BRL	5.0		ug/L	143167	1	03/09/2011 14:38	SB
1,1,2-Trichloroethane	BRL	5.0		ug/L	143167	1	03/09/2011 14:38	SB
1,1-Dichloroethane	BRL	5.0		ug/L	143167	1	03/09/2011 14:38	SB
1,1-Dichloroethene	BRL	5.0		ug/L	143167	1	03/09/2011 14:38	SB
1,2,4-Trichlorobenzene	BRL	5.0		ug/L	143167	1	03/09/2011 14:38	SB
1,2-Dibromo-3-chloropropane	BRL	5.0		ug/L	143167	1	03/09/2011 14:38	SB
1,2-Dibromoethane	BRL	5.0		ug/L	143167	1	03/09/2011 14:38	SB
1,2-Dichlorobenzene	BRL	5.0		ug/L	143167	1	03/09/2011 14:38	SB
1,2-Dichloroethane	BRL	5.0		ug/L	143167	1	03/09/2011 14:38	SB
1,2-Dichloropropane	BRL	5.0		ug/L	143167	1	03/09/2011 14:38	SB
1,3-Dichlorobenzene	BRL	5.0		ug/L	143167	1	03/09/2011 14:38	SB
1,4-Dichlorobenzene	BRL	5.0		ug/L	143167	1	03/09/2011 14:38	SB
2-Butanone	BRL	50		ug/L	143167	1	03/09/2011 14:38	SB
2-Hexanone	BRL	10		ug/L	143167	1	03/09/2011 14:38	SB
4-Methyl-2-pentanone	BRL	10		ug/L	143167	1	03/09/2011 14:38	SB
Acetone	BRL	50		ug/L	143167	1	03/09/2011 14:38	SB
Benzene	BRL	5.0		ug/L	143167	1	03/09/2011 14:38	SB
Bromodichloromethane	BRL	5.0		ug/L	143167	1	03/09/2011 14:38	SB
Bromoform	BRL	5.0		ug/L	143167	1	03/09/2011 14:38	SB
Bromomethane	BRL	5.0		ug/L	143167	1	03/09/2011 14:38	SB
Carbon disulfide	BRL	5.0		ug/L	143167	1	03/09/2011 14:38	SB
Carbon tetrachloride	BRL	5.0		ug/L	143167	1	03/09/2011 14:38	SB
Chlorobenzene	BRL	5.0		ug/L	143167	1	03/09/2011 14:38	SB
Chloroethane	BRL	10		ug/L	143167	1	03/09/2011 14:38	SB
Chloroform	5.2	5.0		ug/L	143167	1	03/09/2011 14:38	SB
Chloromethane	BRL	10		ug/L	143167	1	03/09/2011 14:38	SB
cis-1,2-Dichloroethene	6.3	5.0		ug/L	143167	1	03/09/2011 14:38	SB
cis-1,3-Dichloropropene	BRL	5.0		ug/L	143167	1	03/09/2011 14:38	SB
Cyclohexane	BRL	5.0		ug/L	143167	1	03/09/2011 14:38	SB
Dibromochloromethane	BRL	5.0		ug/L	143167	1	03/09/2011 14:38	SB
Dichlorodifluoromethane	BRL	10		ug/L	143167	1	03/09/2011 14:38	SB
Ethylbenzene	BRL	5.0		ug/L	143167	1	03/09/2011 14:38	SB
Freon-113	BRL	10		ug/L	143167	1	03/09/2011 14:38	SB
Isopropylbenzene	BRL	5.0		ug/L	143167	1	03/09/2011 14:38	SB
m,p-Xylene	BRL	5.0		ug/L	143167	1	03/09/2011 14:38	SB
Methyl acetate	BRL	5.0		ug/L	143167	1	03/09/2011 14:38	SB
Methyl tert-butyl ether	BRL	5.0		ug/L	143167	1	03/09/2011 14:38	SB
Methylcyclohexane	BRL	5.0		ug/L	143167	1	03/09/2011 14:38	SB
Methylene chloride	BRL	5.0		ug/L	143167	1	03/09/2011 14:38	SB
o-Xylene	BRL	5.0		ug/L	143167	1	03/09/2011 14:38	SB

Qualifiers:

- * Value exceeds maximum contaminant level
- BRL Below reporting limit
- H Holding times for preparation or analysis exceeded
- N Analyte not NELAC certified
- B Analyte detected in the associated method blank
- > Greater than Result value
- E Estimated (value above quantitation range)
- S Spike Recovery outside limits due to matrix
- Narr See case narrative
- NC Not confirmed
- < Less than Result value
- J Estimated value detected below Reporting Limit

Analytical Environmental Services, Inc **Date:** 10-Mar-11

Client:	Peachtree Environmental	**Client Sample ID:**	WC-0311-DPMW-10
Project Name:	Woodall Creek	**Collection Date:**	3/3/2011 3:16:00 PM
Lab ID:	1103485-014	**Matrix:**	Groundwater

Analyses	Result	Reporting Limit	Qual	Units	BatchID	Dilution Factor	Date Analyzed	Analyst
TCL VOLATILE ORGANICS SW8260B (SW5030B)								
Styrene	BRL	5.0		ug/L	143167	1	03/09/2011 14:38	SB
Tetrachloroethene	71	5.0		ug/L	143167	1	03/09/2011 14:38	SB
Toluene	BRL	5.0		ug/L	143167	1	03/09/2011 14:38	SB
trans-1,2-Dichloroethene	BRL	5.0		ug/L	143167	1	03/09/2011 14:38	SB
trans-1,3-Dichloropropene	BRL	5.0		ug/L	143167	1	03/09/2011 14:38	SB
Trichloroethene	11	5.0		ug/L	143167	1	03/09/2011 14:38	SB
Trichlorofluoromethane	BRL	5.0		ug/L	143167	1	03/09/2011 14:38	SB
Vinyl chloride	BRL	2.0		ug/L	143167	1	03/09/2011 14:38	SB
Surr: 4-Bromofluorobenzene	81.4	64.7-130		%REC	143167	1	03/09/2011 14:38	SB
Surr: Dibromofluoromethane	109	80.7-129		%REC	143167	1	03/09/2011 14:38	SB
Surr: Toluene-d8	91	71.1-120		%REC	143167	1	03/09/2011 14:38	SB

Qualifiers:

*	Value exceeds maximum contaminant level	E	Estimated (value above quantitation range)
BRL	Below reporting limit	S	Spike Recovery outside limits due to matrix
H	Holding times for preparation or analysis exceeded	Narr	See case narrative
N	Analyte not NELAC certified	NC	Not confirmed
B	Analyte detected in the associated method blank	<	Less than Result value
>	Greater than Result value	J	Estimated value detected below Reporting Limit

Analytical Environmental Services, Inc **Date:** 10-Mar-11

Client:	Peachtree Environmental	**Client Sample ID:**	WC-0311-DPMW-28
Project Name:	Woodall Creek	**Collection Date:**	3/3/2011 4:08:00 PM
Lab ID:	1103485-015	**Matrix:**	Groundwater

Analyses	Result	Reporting Limit	Qual	Units	BatchID	Dilution Factor	Date Analyzed	Analyst
TCL VOLATILE ORGANICS SW8260B				**(SW5030B)**				
1,1,1-Trichloroethane	BRL	5.0		ug/L	143167	1	03/09/2011 13:41	SB
1,1,2,2-Tetrachloroethane	BRL	5.0		ug/L	143167	1	03/09/2011 13:41	SB
1,1,2-Trichloroethane	BRL	5.0		ug/L	143167	1	03/09/2011 13:41	SB
1,1-Dichloroethane	BRL	5.0		ug/L	143167	1	03/09/2011 13:41	SB
1,1-Dichloroethene	BRL	5.0		ug/L	143167	1	03/09/2011 13:41	SB
1,2,4-Trichlorobenzene	BRL	5.0		ug/L	143167	1	03/09/2011 13:41	SB
1,2-Dibromo-3-chloropropane	BRL	5.0		ug/L	143167	1	03/09/2011 13:41	SB
1,2-Dibromoethane	BRL	5.0		ug/L	143167	1	03/09/2011 13:41	SB
1,2-Dichlorobenzene	BRL	5.0		ug/L	143167	1	03/09/2011 13:41	SB
1,2-Dichloroethane	BRL	5.0		ug/L	143167	1	03/09/2011 13:41	SB
1,2-Dichloropropane	BRL	5.0		ug/L	143167	1	03/09/2011 13:41	SB
1,3-Dichlorobenzene	BRL	5.0		ug/L	143167	1	03/09/2011 13:41	SB
1,4-Dichlorobenzene	BRL	5.0		ug/L	143167	1	03/09/2011 13:41	SB
2-Butanone	BRL	50		ug/L	143167	1	03/09/2011 13:41	SB
2-Hexanone	BRL	10		ug/L	143167	1	03/09/2011 13:41	SB
4-Methyl-2-pentanone	BRL	10		ug/L	143167	1	03/09/2011 13:41	SB
Acetone	BRL	50		ug/L	143167	1	03/09/2011 13:41	SB
Benzene	BRL	5.0		ug/L	143167	1	03/09/2011 13:41	SB
Bromodichloromethane	BRL	5.0		ug/L	143167	1	03/09/2011 13:41	SB
Bromoform	BRL	5.0		ug/L	143167	1	03/09/2011 13:41	SB
Bromomethane	BRL	5.0		ug/L	143167	1	03/09/2011 13:41	SB
Carbon disulfide	BRL	5.0		ug/L	143167	1	03/09/2011 13:41	SB
Carbon tetrachloride	BRL	5.0		ug/L	143167	1	03/09/2011 13:41	SB
Chlorobenzene	BRL	5.0		ug/L	143167	1	03/09/2011 13:41	SB
Chloroethane	BRL	10		ug/L	143167	1	03/09/2011 13:41	SB
Chloroform	BRL	5.0		ug/L	143167	1	03/09/2011 13:41	SB
Chloromethane	BRL	10		ug/L	143167	1	03/09/2011 13:41	SB
cis-1,2-Dichloroethene	BRL	5.0		ug/L	143167	1	03/09/2011 13:41	SB
cis-1,3-Dichloropropene	BRL	5.0		ug/L	143167	1	03/09/2011 13:41	SB
Cyclohexane	BRL	5.0		ug/L	143167	1	03/09/2011 13:41	SB
Dibromochloromethane	BRL	5.0		ug/L	143167	1	03/09/2011 13:41	SB
Dichlorodifluoromethane	BRL	10		ug/L	143167	1	03/09/2011 13:41	SB
Ethylbenzene	BRL	5.0		ug/L	143167	1	03/09/2011 13:41	SB
Freon-113	BRL	10		ug/L	143167	1	03/09/2011 13:41	SB
Isopropylbenzene	BRL	5.0		ug/L	143167	1	03/09/2011 13:41	SB
m,p-Xylene	BRL	5.0		ug/L	143167	1	03/09/2011 13:41	SB
Methyl acetate	BRL	5.0		ug/L	143167	1	03/09/2011 13:41	SB
Methyl tert-butyl ether	BRL	5.0		ug/L	143167	1	03/09/2011 13:41	SB
Methylcyclohexane	BRL	5.0		ug/L	143167	1	03/09/2011 13:41	SB
Methylene chloride	BRL	5.0		ug/L	143167	1	03/09/2011 13:41	SB
o-Xylene	BRL	5.0		ug/L	143167	1	03/09/2011 13:41	SB

Qualifiers:

- * Value exceeds maximum contaminant level
- BRL Below reporting limit
- H Holding times for preparation or analysis exceeded
- N Analyte not NELAC certified
- B Analyte detected in the associated method blank
- > Greater than Result value
- E Estimated (value above quantitation range)
- S Spike Recovery outside limits due to matrix
- Narr See case narrative
- NC Not confirmed
- < Less than Result value
- J Estimated value detected below Reporting Limit

Analytical Environmental Services, Inc **Date:** 10-Mar-11

Client:	Peachtree Environmental	**Client Sample ID:**	WC-0311-DPMW-28
Project Name:	Woodall Creek	**Collection Date:**	3/3/2011 4:08:00 PM
Lab ID:	1103485-015	**Matrix:**	Groundwater

Analyses	Result	Reporting Limit	Qual	Units	BatchID	Dilution Factor	Date Analyzed	Analyst
TCL VOLATILE ORGANICS SW8260B (SW5030B)								
Styrene	BRL	5.0		ug/L	143167	1	03/09/2011 13:41	SB
Tetrachloroethene	50	5.0		ug/L	143167	1	03/09/2011 13:41	SB
Toluene	BRL	5.0		ug/L	143167	1	03/09/2011 13:41	SB
trans-1,2-Dichloroethene	BRL	5.0		ug/L	143167	1	03/09/2011 13:41	SB
trans-1,3-Dichloropropene	BRL	5.0		ug/L	143167	1	03/09/2011 13:41	SB
Trichloroethene	6.6	5.0		ug/L	143167	1	03/09/2011 13:41	SB
Trichlorofluoromethane	BRL	5.0		ug/L	143167	1	03/09/2011 13:41	SB
Vinyl chloride	BRL	2.0		ug/L	143167	1	03/09/2011 13:41	SB
Surr: 4-Bromofluorobenzene	81.7	64.7-130		%REC	143167	1	03/09/2011 13:41	SB
Surr: Dibromofluoromethane	107	80.7-129		%REC	143167	1	03/09/2011 13:41	SB
Surr: Toluene-d8	90.5	71.1-120		%REC	143167	1	03/09/2011 13:41	SB

Qualifiers:

*	Value exceeds maximum contaminant level	E	Estimated (value above quantitation range)
BRL	Below reporting limit	S	Spike Recovery outside limits due to matrix
H	Holding times for preparation or analysis exceeded	Narr	See case narrative
N	Analyte not NELAC certified	NC	Not confirmed
B	Analyte detected in the associated method blank	<	Less than Result value
>	Greater than Result value	J	Estimated value detected below Reporting Limit

Analytical Environmental Services, Inc **Date:** 10-Mar-11

Client:	Peachtree Environmental	**Client Sample ID:**	WC-0311-DPMW-28-D
Project Name:	Woodall Creek	**Collection Date:**	3/3/2011 4:08:00 PM
Lab ID:	1103485-016	**Matrix:**	Groundwater

Analyses	Result	Reporting Limit	Qual	Units	BatchID	Dilution Factor	Date Analyzed	Analyst
TCL VOLATILE ORGANICS SW8260B				**(SW5030B)**				
1,1,1-Trichloroethane	BRL	5.0		ug/L	143167	1	03/09/2011 14:10	SB
1,1,2,2-Tetrachloroethane	BRL	5.0		ug/L	143167	1	03/09/2011 14:10	SB
1,1,2-Trichloroethane	BRL	5.0		ug/L	143167	1	03/09/2011 14:10	SB
1,1-Dichloroethane	BRL	5.0		ug/L	143167	1	03/09/2011 14:10	SB
1,1-Dichloroethene	BRL	5.0		ug/L	143167	1	03/09/2011 14:10	SB
1,2,4-Trichlorobenzene	BRL	5.0		ug/L	143167	1	03/09/2011 14:10	SB
1,2-Dibromo-3-chloropropane	BRL	5.0		ug/L	143167	1	03/09/2011 14:10	SB
1,2-Dibromoethane	BRL	5.0		ug/L	143167	1	03/09/2011 14:10	SB
1,2-Dichlorobenzene	BRL	5.0		ug/L	143167	1	03/09/2011 14:10	SB
1,2-Dichloroethane	BRL	5.0		ug/L	143167	1	03/09/2011 14:10	SB
1,2-Dichloropropane	BRL	5.0		ug/L	143167	1	03/09/2011 14:10	SB
1,3-Dichlorobenzene	BRL	5.0		ug/L	143167	1	03/09/2011 14:10	SB
1,4-Dichlorobenzene	BRL	5.0		ug/L	143167	1	03/09/2011 14:10	SB
2-Butanone	BRL	50		ug/L	143167	1	03/09/2011 14:10	SB
2-Hexanone	BRL	10		ug/L	143167	1	03/09/2011 14:10	SB
4-Methyl-2-pentanone	BRL	10		ug/L	143167	1	03/09/2011 14:10	SB
Acetone	BRL	50		ug/L	143167	1	03/09/2011 14:10	SB
Benzene	BRL	5.0		ug/L	143167	1	03/09/2011 14:10	SB
Bromodichloromethane	BRL	5.0		ug/L	143167	1	03/09/2011 14:10	SB
Bromoform	BRL	5.0		ug/L	143167	1	03/09/2011 14:10	SB
Bromomethane	BRL	5.0		ug/L	143167	1	03/09/2011 14:10	SB
Carbon disulfide	BRL	5.0		ug/L	143167	1	03/09/2011 14:10	SB
Carbon tetrachloride	BRL	5.0		ug/L	143167	1	03/09/2011 14:10	SB
Chlorobenzene	BRL	5.0		ug/L	143167	1	03/09/2011 14:10	SB
Chloroethane	BRL	10		ug/L	143167	1	03/09/2011 14:10	SB
Chloroform	BRL	5.0		ug/L	143167	1	03/09/2011 14:10	SB
Chloromethane	BRL	10		ug/L	143167	1	03/09/2011 14:10	SB
cis-1,2-Dichloroethene	BRL	5.0		ug/L	143167	1	03/09/2011 14:10	SB
cis-1,3-Dichloropropene	BRL	5.0		ug/L	143167	1	03/09/2011 14:10	SB
Cyclohexane	BRL	5.0		ug/L	143167	1	03/09/2011 14:10	SB
Dibromochloromethane	BRL	5.0		ug/L	143167	1	03/09/2011 14:10	SB
Dichlorodifluoromethane	BRL	10		ug/L	143167	1	03/09/2011 14:10	SB
Ethylbenzene	BRL	5.0		ug/L	143167	1	03/09/2011 14:10	SB
Freon-113	BRL	10		ug/L	143167	1	03/09/2011 14:10	SB
Isopropylbenzene	BRL	5.0		ug/L	143167	1	03/09/2011 14:10	SB
m,p-Xylene	BRL	5.0		ug/L	143167	1	03/09/2011 14:10	SB
Methyl acetate	BRL	5.0		ug/L	143167	1	03/09/2011 14:10	SB
Methyl tert-butyl ether	BRL	5.0		ug/L	143167	1	03/09/2011 14:10	SB
Methylcyclohexane	BRL	5.0		ug/L	143167	1	03/09/2011 14:10	SB
Methylene chloride	BRL	5.0		ug/L	143167	1	03/09/2011 14:10	SB
o-Xylene	BRL	5.0		ug/L	143167	1	03/09/2011 14:10	SB

Qualifiers:

- * Value exceeds maximum contaminant level
- BRL Below reporting limit
- H Holding times for preparation or analysis exceeded
- N Analyte not NELAC certified
- B Analyte detected in the associated method blank
- > Greater than Result value
- E Estimated (value above quantitation range)
- S Spike Recovery outside limits due to matrix
- Narr See case narrative
- NC Not confirmed
- < Less than Result value
- J Estimated value detected below Reporting Limit

Analytical Environmental Services, Inc **Date:** 10-Mar-11

Client:	Peachtree Environmental	**Client Sample ID:**	WC-0311-DPMW-28-D
Project Name:	Woodall Creek	**Collection Date:**	3/3/2011 4:08:00 PM
Lab ID:	1103485-016	**Matrix:**	Groundwater

Analyses	Result	Reporting Limit	Qual	Units	BatchID	Dilution Factor	Date Analyzed	Analyst
TCL VOLATILE ORGANICS SW8260B				**(SW5030B)**				
Styrene	BRL	5.0		ug/L	143167	1	03/09/2011 14:10	SB
Tetrachloroethene	51	5.0		ug/L	143167	1	03/09/2011 14:10	SB
Toluene	BRL	5.0		ug/L	143167	1	03/09/2011 14:10	SB
trans-1,2-Dichloroethene	BRL	5.0		ug/L	143167	1	03/09/2011 14:10	SB
trans-1,3-Dichloropropene	BRL	5.0		ug/L	143167	1	03/09/2011 14:10	SB
Trichloroethene	5.5	5.0		ug/L	143167	1	03/09/2011 14:10	SB
Trichlorofluoromethane	BRL	5.0		ug/L	143167	1	03/09/2011 14:10	SB
Vinyl chloride	BRL	2.0		ug/L	143167	1	03/09/2011 14:10	SB
Surr: 4-Bromofluorobenzene	79.3	64.7-130		%REC	143167	1	03/09/2011 14:10	SB
Surr: Dibromofluoromethane	107	80.7-129		%REC	143167	1	03/09/2011 14:10	SB
Surr: Toluene-d8	90.4	71.1-120		%REC	143167	1	03/09/2011 14:10	SB

Qualifiers:

*	Value exceeds maximum contaminant level	E	Estimated (value above quantitation range)
BRL	Below reporting limit	S	Spike Recovery outside limits due to matrix
H	Holding times for preparation or analysis exceeded	Narr	See case narrative
N	Analyte not NELAC certified	NC	Not confirmed
B	Analyte detected in the associated method blank	<	Less than Result value
>	Greater than Result value	J	Estimated value detected below Reporting Limit

Analytical Environmental Services, Inc **Date:** 10-Mar-11

Client:	Peachtree Environmental	**Client Sample ID:**	TRIP BLANK
Project Name:	Woodall Creek	**Collection Date:**	3/4/2011
Lab ID:	1103485-017	**Matrix:**	Aqueous

Analyses	Result	Reporting Limit	Qual	Units	BatchID	Dilution Factor	Date Analyzed	Analyst
TCL VOLATILE ORGANICS SW8260B				**(SW5030B)**				
1,1,1-Trichloroethane	BRL	5.0		ug/L	143167	1	03/09/2011 11:21	SB
1,1,2,2-Tetrachloroethane	BRL	5.0		ug/L	143167	1	03/09/2011 11:21	SB
1,1,2-Trichloroethane	BRL	5.0		ug/L	143167	1	03/09/2011 11:21	SB
1,1-Dichloroethane	BRL	5.0		ug/L	143167	1	03/09/2011 11:21	SB
1,1-Dichloroethene	BRL	5.0		ug/L	143167	1	03/09/2011 11:21	SB
1,2,4-Trichlorobenzene	BRL	5.0		ug/L	143167	1	03/09/2011 11:21	SB
1,2-Dibromo-3-chloropropane	BRL	5.0		ug/L	143167	1	03/09/2011 11:21	SB
1,2-Dibromoethane	BRL	5.0		ug/L	143167	1	03/09/2011 11:21	SB
1,2-Dichlorobenzene	BRL	5.0		ug/L	143167	1	03/09/2011 11:21	SB
1,2-Dichloroethane	BRL	5.0		ug/L	143167	1	03/09/2011 11:21	SB
1,2-Dichloropropane	BRL	5.0		ug/L	143167	1	03/09/2011 11:21	SB
1,3-Dichlorobenzene	BRL	5.0		ug/L	143167	1	03/09/2011 11:21	SB
1,4-Dichlorobenzene	BRL	5.0		ug/L	143167	1	03/09/2011 11:21	SB
2-Butanone	BRL	50		ug/L	143167	1	03/09/2011 11:21	SB
2-Hexanone	BRL	10		ug/L	143167	1	03/09/2011 11:21	SB
4-Methyl-2-pentanone	BRL	10		ug/L	143167	1	03/09/2011 11:21	SB
Acetone	BRL	50		ug/L	143167	1	03/09/2011 11:21	SB
Benzene	BRL	5.0		ug/L	143167	1	03/09/2011 11:21	SB
Bromodichloromethane	BRL	5.0		ug/L	143167	1	03/09/2011 11:21	SB
Bromoform	BRL	5.0		ug/L	143167	1	03/09/2011 11:21	SB
Bromomethane	BRL	5.0		ug/L	143167	1	03/09/2011 11:21	SB
Carbon disulfide	BRL	5.0		ug/L	143167	1	03/09/2011 11:21	SB
Carbon tetrachloride	BRL	5.0		ug/L	143167	1	03/09/2011 11:21	SB
Chlorobenzene	BRL	5.0		ug/L	143167	1	03/09/2011 11:21	SB
Chloroethane	BRL	10		ug/L	143167	1	03/09/2011 11:21	SB
Chloroform	BRL	5.0		ug/L	143167	1	03/09/2011 11:21	SB
Chloromethane	BRL	10		ug/L	143167	1	03/09/2011 11:21	SB
cis-1,2-Dichloroethene	BRL	5.0		ug/L	143167	1	03/09/2011 11:21	SB
cis-1,3-Dichloropropene	BRL	5.0		ug/L	143167	1	03/09/2011 11:21	SB
Cyclohexane	BRL	5.0		ug/L	143167	1	03/09/2011 11:21	SB
Dibromochloromethane	BRL	5.0		ug/L	143167	1	03/09/2011 11:21	SB
Dichlorodifluoromethane	BRL	10		ug/L	143167	1	03/09/2011 11:21	SB
Ethylbenzene	BRL	5.0		ug/L	143167	1	03/09/2011 11:21	SB
Freon-113	BRL	10		ug/L	143167	1	03/09/2011 11:21	SB
Isopropylbenzene	BRL	5.0		ug/L	143167	1	03/09/2011 11:21	SB
m,p-Xylene	BRL	5.0		ug/L	143167	1	03/09/2011 11:21	SB
Methyl acetate	BRL	5.0		ug/L	143167	1	03/09/2011 11:21	SB
Methyl tert-butyl ether	BRL	5.0		ug/L	143167	1	03/09/2011 11:21	SB
Methylcyclohexane	BRL	5.0		ug/L	143167	1	03/09/2011 11:21	SB
Methylene chloride	BRL	5.0		ug/L	143167	1	03/09/2011 11:21	SB
o-Xylene	BRL	5.0		ug/L	143167	1	03/09/2011 11:21	SB

Qualifiers:

- * Value exceeds maximum contaminant level
- BRL Below reporting limit
- H Holding times for preparation or analysis exceeded
- N Analyte not NELAC certified
- B Analyte detected in the associated method blank
- > Greater than Result value
- E Estimated (value above quantitation range)
- S Spike Recovery outside limits due to matrix
- Narr See case narrative
- NC Not confirmed
- < Less than Result value
- J Estimated value detected below Reporting Limit

Analytical Environmental Services, Inc **Date:** 10-Mar-11

Client:	Peachtree Environmental	**Client Sample ID:**	TRIP BLANK
Project Name:	Woodall Creek	**Collection Date:**	3/4/2011
Lab ID:	1103485-017	**Matrix:**	Aqueous

Analyses	Result	Reporting Limit	Qual	Units	BatchID	Dilution Factor	Date Analyzed	Analyst
TCL VOLATILE ORGANICS SW8260B				**(SW5030B)**				
Styrene	BRL	5.0		ug/L	143167	1	03/09/2011 11:21	SB
Tetrachloroethene	BRL	5.0		ug/L	143167	1	03/09/2011 11:21	SB
Toluene	BRL	5.0		ug/L	143167	1	03/09/2011 11:21	SB
trans-1,2-Dichloroethene	BRL	5.0		ug/L	143167	1	03/09/2011 11:21	SB
trans-1,3-Dichloropropene	BRL	5.0		ug/L	143167	1	03/09/2011 11:21	SB
Trichloroethene	BRL	5.0		ug/L	143167	1	03/09/2011 11:21	SB
Trichlorofluoromethane	BRL	5.0		ug/L	143167	1	03/09/2011 11:21	SB
Vinyl chloride	BRL	2.0		ug/L	143167	1	03/09/2011 11:21	SB
Surr: 4-Bromofluorobenzene	80.8	64.7-130		%REC	143167	1	03/09/2011 11:21	SB
Surr: Dibromofluoromethane	102	80.7-129		%REC	143167	1	03/09/2011 11:21	SB
Surr: Toluene-d8	88.6	71.1-120		%REC	143167	1	03/09/2011 11:21	SB

Qualifiers:

*	Value exceeds maximum contaminant level	E	Estimated (value above quantitation range)
BRL	Below reporting limit	S	Spike Recovery outside limits due to matrix
H	Holding times for preparation or analysis exceeded	Narr	See case narrative
N	Analyte not NELAC certified	NC	Not confirmed
B	Analyte detected in the associated method blank	<	Less than Result value
>	Greater than Result value	J	Estimated value detected below Reporting Limit

Analytical Environmental Services, Inc.

Sample/Cooler Receipt Checklist

Client Peachtree Work Order Number 1103485

Checklist completed by _____ 3/4/11
Signature Date

Carrier name: FedEx __ UPS __ Courier __ Client ✓ US Mail __ Other _____

Shipping container/cooler in good condition? Yes ✓ No __ Not Present __

Custody seals intact on shipping container/cooler? Yes __ No __ Not Present ✓

Custody seals intact on sample bottles? Yes __ No __ Not Present ✓

Container/Temp Blank temperature in compliance? (4°C±2)* Yes ✓ No __

Cooler #1 3.6 Cooler #2 _____ Cooler #3 _____ Cooler #4 _____ Cooler#5 _____ Cooler #6 _____

Chain of custody present? Yes ✓ No __

Chain of custody signed when relinquished and received? Yes ✓ No __

Chain of custody agrees with sample labels? Yes ✓ No __

Samples in proper container/bottle? Yes ✓ No __

Sample containers intact? Yes ✓ No __

Sufficient sample volume for indicated test? Yes ✓ No __

All samples received within holding time? Yes ✓ No __

Was TAT marked on the COC? Yes ✓ No __

Proceed with Standard TAT as per project history? Yes __ No __ Not Applicable ✓

Water - VOA vials have zero headspace? No VOA vials submitted __ Yes ✓ No __

Water - pH acceptable upon receipt? Yes ✓ No __ Not Applicable __

Adjusted? _____ Checked by _____

Sample Condition: Good ✓ Other(Explain) _____

(For diffusive samples or AIHA lead) Is a known blank included? Yes __ No ✓

See Case Narrative for resolution of the Non-Conformance.

* Samples do not have to comply with the given range for certain parameters.

\L\Quality Assurance\Checklists Procedures Sign-Off Templates\Checklists\Sample Receipt Checklists\Sample_Cooler_Receipt_Checklist

Client: Peachtree Environmental
Project Name: Woodall Creek
Workorder: 1103485

ANALYTICAL QC SUMMARY REPORT

BatchID: 143128

Sample ID: **MB-143128** Client ID: Units: **ug/L** Prep Date: **03/08/2011** Run No: **191979**
SampleType: **MBLK** TestCode: **TCL VOLATILE ORGANICS SW8260B** BatchID: **143128** Analysis Date: **03/08/2011** Seq No: **4006946**

Analyte	Result	RPT Limit	SPK value	SPK Ref Val	%REC	Low Limit	High Limit	RPD Ref Val	%RPD	RPD Limit	Qual
1,1,1-Trichloroethane	BRL	5.0	0	0	0	0	0	0	0	0	
1,1,2,2-Tetrachloroethane	BRL	5.0	0	0	0	0	0	0	0	0	
1,1,2-Trichloroethane	BRL	5.0	0	0	0	0	0	0	0	0	
1,1-Dichloroethane	BRL	5.0	0	0	0	0	0	0	0	0	
1,1-Dichloroethene	BRL	5.0	0	0	0	0	0	0	0	0	
1,2,4-Trichlorobenzene	BRL	5.0	0	0	0	0	0	0	0	0	
1,2-Dibromo-3-chloropropane	BRL	5.0	0	0	0	0	0	0	0	0	
1,2-Dibromoethane	BRL	5.0	0	0	0	0	0	0	0	0	
1,2-Dichlorobenzene	BRL	5.0	0	0	0	0	0	0	0	0	
1,2-Dichloroethane	BRL	5.0	0	0	0	0	0	0	0	0	
1,2-Dichloropropane	BRL	5.0	0	0	0	0	0	0	0	0	
1,3-Dichlorobenzene	BRL	5.0	0	0	0	0	0	0	0	0	
1,4-Dichlorobenzene	BRL	5.0	0	0	0	0	0	0	0	0	
2-Butanone	BRL	50	0	0	0	0	0	0	0	0	
2-Hexanone	BRL	10	0	0	0	0	0	0	0	0	
4-Methyl-2-pentanone	BRL	10	0	0	0	0	0	0	0	0	
Acetone	BRL	50	0	0	0	0	0	0	0	0	
Benzene	BRL	5.0	0	0	0	0	0	0	0	0	
Bromodichloromethane	BRL	5.0	0	0	0	0	0	0	0	0	
Bromoform	BRL	5.0	0	0	0	0	0	0	0	0	
Bromomethane	BRL	5.0	0	0	0	0	0	0	0	0	
Carbon disulfide	BRL	5.0	0	0	0	0	0	0	0	0	
Carbon tetrachloride	BRL	5.0	0	0	0	0	0	0	0	0	
Chlorobenzene	BRL	5.0	0	0	0	0	0	0	0	0	
Chloroethane	BRL	10	0	0	0	0	0	0	0	0	
Chloroform	BRL	5.0	0	0	0	0	0	0	0	0	
Chloromethane	BRL	10	0	0	0	0	0	0	0	0	

Qualifiers:

>	Greater than Result value	<	Less than Result value	B	Analyte detected in the associated method blank
BRL	Below reporting limit	E	Estimated (value above quantitation range)	H	Holding times for preparation or analysis exceeded
J	Estimated value detected below Reporting Limit	N	Analyte not NELAC certified	R	RPD outside limits due to matrix
Rpt Lim	Reporting Limit	S	Spike Recovery outside limits due to matrix		

Client: Peachtree Environmental
Project Name: Woodall Creek
Workorder: 1103485

ANALYTICAL QC SUMMARY REPORT

BatchID: 143128

Sample ID: **MB-143128** Client ID: Units: **ug/L** Prep Date: **03/08/2011** Run No: **191979**
SampleType: **MBLK** TestCode: **TCL VOLATILE ORGANICS SW8260B** BatchID: **143128** Analysis Date: **03/08/2011** Seq No: **4006946**

Analyte	Result	RPT Limit	SPK value	SPK Ref Val	%REC	Low Limit	High Limit	RPD Ref Val	%RPD	RPD Limit	Qual
cis-1,2-Dichloroethene	BRL	5.0	0	0	0	0	0	0	0	0	
cis-1,3-Dichloropropene	BRL	5.0	0	0	0	0	0	0	0	0	
Cyclohexane	BRL	5.0	0	0	0	0	0	0	0	0	
Dibromochloromethane	BRL	5.0	0	0	0	0	0	0	0	0	
Dichlorodifluoromethane	BRL	10	0	0	0	0	0	0	0	0	
Ethylbenzene	BRL	5.0	0	0	0	0	0	0	0	0	
Freon-113	BRL	10	0	0	0	0	0	0	0	0	
Isopropylbenzene	BRL	5.0	0	0	0	0	0	0	0	0	
m,p-Xylene	BRL	5.0	0	0	0	0	0	0	0	0	
Methyl acetate	BRL	5.0	0	0	0	0	0	0	0	0	
Methyl tert-butyl ether	BRL	5.0	0	0	0	0	0	0	0	0	
Methylcyclohexane	BRL	5.0	0	0	0	0	0	0	0	0	
Methylene chloride	BRL	5.0	0	0	0	0	0	0	0	0	
o-Xylene	BRL	5.0	0	0	0	0	0	0	0	0	
Styrene	BRL	5.0	0	0	0	0	0	0	0	0	
Tetrachloroethene	BRL	5.0	0	0	0	0	0	0	0	0	
Toluene	BRL	5.0	0	0	0	0	0	0	0	0	
trans-1,2-Dichloroethene	BRL	5.0	0	0	0	0	0	0	0	0	
trans-1,3-Dichloropropene	BRL	5.0	0	0	0	0	0	0	0	0	
Trichloroethene	BRL	5.0	0	0	0	0	0	0	0	0	
Trichlorofluoromethane	BRL	5.0	0	0	0	0	0	0	0	0	
Vinyl chloride	BRL	2.0	0	0	0	0	0	0	0	0	
Surr: 4-Bromofluorobenzene	44.91	0	50	0	89.8	64.7	130	0	0	0	
Surr: Dibromofluoromethane	47.72	0	50	0	95.4	80.7	129	0	0	0	
Surr: Toluene-d8	46.14	0	50	0	92.3	71.1	120	0	0	0	

Qualifiers:

>	Greater than Result value	<	Less than Result value	B	Analyte detected in the associated method blank
BRL	Below reporting limit	E	Estimated (value above quantitation range)	H	Holding times for preparation or analysis exceeded
J	Estimated value detected below Reporting Limit	N	Analyte not NELAC certified	R	RPD outside limits due to matrix
Rpt Lim	Reporting Limit	S	Spike Recovery outside limits due to matrix		

Client: Peachtree Environmental
Project Name: Woodall Creek
Workorder: 1103485

ANALYTICAL QC SUMMARY REPORT

BatchID: 143128

Sample ID: **LCS-143128** Client ID: Units: **ug/L** Prep Date: **03/08/2011** Run No: **191979**
SampleType: **LCS** TestCode: **TCL VOLATILE ORGANICS SW8260B** BatchID: **143128** Analysis Date: **03/08/2011** Seq No: **4006944**

Analyte	Result	RPT Limit	SPK value	SPK Ref Val	%REC	Low Limit	High Limit	RPD Ref Val	%RPD	RPD Limit	Qual
1,1-Dichloroethene	43.60	5.0	50	0	87.2	60	140	0	0	0	
Benzene	49.54	5.0	50	0	99.1	70	130	0	0	0	
Chlorobenzene	49.08	5.0	50	0	98.2	70	130	0	0	0	
Toluene	48.68	5.0	50	0	97.4	70	130	0	0	0	
Trichloroethene	49.80	5.0	50	0	99.6	70	130	0	0	0	
Surr: 4-Bromofluorobenzene	52.57	0	50	0	105	64.7	130	0	0	0	
Surr: Dibromofluoromethane	48.74	0	50	0	97.5	80.7	129	0	0	0	
Surr: Toluene-d8	50.29	0	50	0	101	71.1	120	0	0	0	

Sample ID: **1103220-007AMS** Client ID: Units: **ug/L** Prep Date: **03/08/2011** Run No: **191979**
SampleType: **MS** TestCode: **TCL VOLATILE ORGANICS SW8260B** BatchID: **143128** Analysis Date: **03/08/2011** Seq No: **4006950**

Analyte	Result	RPT Limit	SPK value	SPK Ref Val	%REC	Low Limit	High Limit	RPD Ref Val	%RPD	RPD Limit	Qual
1,1-Dichloroethene	48.79	5.0	50	0	97.6	46.2	183	0	0	0	
Benzene	180.3	5.0	50	128.8	103	62.2	143	0	0	0	
Chlorobenzene	54.87	5.0	50	1.170	107	72.2	137	0	0	0	
Toluene	54.03	5.0	50	3.160	102	57.8	149	0	0	0	
Trichloroethene	54.70	5.0	50	0	109	70.5	149	0	0	0	
Surr: 4-Bromofluorobenzene	49.05	0	50	0	98.1	64.7	130	0	0	0	
Surr: Dibromofluoromethane	46.22	0	50	0	92.4	80.7	129	0	0	0	
Surr: Toluene-d8	46.13	0	50	0	92.3	71.1	120	0	0	0	

Sample ID: **1103220-007AMSD** Client ID: Units: **ug/L** Prep Date: **03/08/2011** Run No: **191979**
SampleType: **MSD** TestCode: **TCL VOLATILE ORGANICS SW8260B** BatchID: **143128** Analysis Date: **03/08/2011** Seq No: **4006951**

Analyte	Result	RPT Limit	SPK value	SPK Ref Val	%REC	Low Limit	High Limit	RPD Ref Val	%RPD	RPD Limit	Qual
1,1-Dichloroethene	48.45	5.0	50	0	96.9	46.2	183	48.79	0.699	20	
Benzene	177.6	5.0	50	128.8	97.7	62.2	143	180.3	1.5	20	

Qualifiers:

>	Greater than Result value	<	Less than Result value	B	Analyte detected in the associated method blank
BRL	Below reporting limit	E	Estimated (value above quantitation range)	H	Holding times for preparation or analysis exceeded
J	Estimated value detected below Reporting Limit	N	Analyte not NELAC certified	R	RPD outside limits due to matrix
Rpt Lim	Reporting Limit	S	Spike Recovery outside limits due to matrix		

Client: Peachtree Environmental
Project Name: Woodall Creek
Workorder: 1103485

ANALYTICAL QC SUMMARY REPORT

BatchID: 143128

Sample ID: **1103220-007AMSD** Client ID:
SampleType: **MSD** TestCode: **TCL VOLATILE ORGANICS SW8260B**
Units: **ug/L** Prep Date: **03/08/2011** Run No: **191979**
BatchID: **143128** Analysis Date: **03/08/2011** Seq No: **4006951**

Analyte	Result	RPT Limit	SPK value	SPK Ref Val	%REC	Low Limit	High Limit	RPD Ref Val	%RPD	RPD Limit	Qual
Chlorobenzene	53.99	5.0	50	1.170	106	72.2	137	54.87	1.62	20	
Toluene	52.68	5.0	50	3.160	99	57.8	149	54.03	2.53	20	
Trichloroethene	53.30	5.0	50	0	107	70.5	149	54.70	2.59	20	
Surr: 4-Bromofluorobenzene	49.09	0	50	0	98.2	64.7	130	49.05	0	0	
Surr: Dibromofluoromethane	45.16	0	50	0	90.3	80.7	129	46.22	0	0	
Surr: Toluene-d8	46.34	0	50	0	92.7	71.1	120	46.13	0	0	

Qualifiers:

>	Greater than Result value	<	Less than Result value	B	Analyte detected in the associated method blank
BRL	Below reporting limit	E	Estimated (value above quantitation range)	H	Holding times for preparation or analysis exceeded
J	Estimated value detected below Reporting Limit	N	Analyte not NELAC certified	R	RPD outside limits due to matrix
Rpt Lim	Reporting Limit	S	Spike Recovery outside limits due to matrix		

Client: Peachtree Environmental
Project Name: Woodall Creek
Workorder: 1103485

ANALYTICAL QC SUMMARY REPORT

BatchID: 143167

Sample ID: **MB-143167** Client ID: Units: **ug/L** Prep Date: **03/09/2011** Run No: **192087**
SampleType: **MBLK** TestCode: **TCL VOLATILE ORGANICS SW8260B** BatchID: **143167** Analysis Date: **03/09/2011** Seq No: **4007440**

Analyte	Result	RPT Limit	SPK value	SPK Ref Val	%REC	Low Limit	High Limit	RPD Ref Val	%RPD	RPD Limit	Qual
1,1,1-Trichloroethane	BRL	5.0	0	0	0	0	0	0	0	0	
1,1,2,2-Tetrachloroethane	BRL	5.0	0	0	0	0	0	0	0	0	
1,1,2-Trichloroethane	BRL	5.0	0	0	0	0	0	0	0	0	
1,1-Dichloroethane	BRL	5.0	0	0	0	0	0	0	0	0	
1,1-Dichloroethene	BRL	5.0	0	0	0	0	0	0	0	0	
1,2,4-Trichlorobenzene	BRL	5.0	0	0	0	0	0	0	0	0	
1,2-Dibromo-3-chloropropane	BRL	5.0	0	0	0	0	0	0	0	0	
1,2-Dibromoethane	BRL	5.0	0	0	0	0	0	0	0	0	
1,2-Dichlorobenzene	BRL	5.0	0	0	0	0	0	0	0	0	
1,2-Dichloroethane	BRL	5.0	0	0	0	0	0	0	0	0	
1,2-Dichloropropane	BRL	5.0	0	0	0	0	0	0	0	0	
1,3-Dichlorobenzene	BRL	5.0	0	0	0	0	0	0	0	0	
1,4-Dichlorobenzene	BRL	5.0	0	0	0	0	0	0	0	0	
2-Butanone	BRL	50	0	0	0	0	0	0	0	0	
2-Hexanone	BRL	10	0	0	0	0	0	0	0	0	
4-Methyl-2-pentanone	BRL	10	0	0	0	0	0	0	0	0	
Acetone	BRL	50	0	0	0	0	0	0	0	0	
Benzene	BRL	5.0	0	0	0	0	0	0	0	0	
Bromodichloromethane	BRL	5.0	0	0	0	0	0	0	0	0	
Bromoform	BRL	5.0	0	0	0	0	0	0	0	0	
Bromomethane	BRL	5.0	0	0	0	0	0	0	0	0	
Carbon disulfide	BRL	5.0	0	0	0	0	0	0	0	0	
Carbon tetrachloride	BRL	5.0	0	0	0	0	0	0	0	0	
Chlorobenzene	BRL	5.0	0	0	0	0	0	0	0	0	
Chloroethane	BRL	10	0	0	0	0	0	0	0	0	
Chloroform	BRL	5.0	0	0	0	0	0	0	0	0	
Chloromethane	BRL	10	0	0	0	0	0	0	0	0	

Qualifiers:

>	Greater than Result value	<	Less than Result value	B	Analyte detected in the associated method blank
BRL	Below reporting limit	E	Estimated (value above quantitation range)	H	Holding times for preparation or analysis exceeded
J	Estimated value detected below Reporting Limit	N	Analyte not NELAC certified	R	RPD outside limits due to matrix
Rpt Lim	Reporting Limit	S	Spike Recovery outside limits due to matrix		

Client: Peachtree Environmental
Project Name: Woodall Creek
Workorder: 1103485

ANALYTICAL QC SUMMARY REPORT

BatchID: 143167

Sample ID: **MB-143167** Client ID: Units: **ug/L** Prep Date: **03/09/2011** Run No: **192087**
SampleType: **MBLK** TestCode: **TCL VOLATILE ORGANICS SW8260B** BatchID: **143167** Analysis Date: **03/09/2011** Seq No: **4007440**

Analyte	Result	RPT Limit	SPK value	SPK Ref Val	%REC	Low Limit	High Limit	RPD Ref Val	%RPD	RPD Limit	Qual
cis-1,2-Dichloroethene	BRL	5.0	0	0	0	0	0	0	0	0	
cis-1,3-Dichloropropene	BRL	5.0	0	0	0	0	0	0	0	0	
Cyclohexane	BRL	5.0	0	0	0	0	0	0	0	0	
Dibromochloromethane	BRL	5.0	0	0	0	0	0	0	0	0	
Dichlorodifluoromethane	BRL	10	0	0	0	0	0	0	0	0	
Ethylbenzene	BRL	5.0	0	0	0	0	0	0	0	0	
Freon-113	BRL	10	0	0	0	0	0	0	0	0	
Isopropylbenzene	BRL	5.0	0	0	0	0	0	0	0	0	
m,p-Xylene	BRL	5.0	0	0	0	0	0	0	0	0	
Methyl acetate	BRL	5.0	0	0	0	0	0	0	0	0	
Methyl tert-butyl ether	BRL	5.0	0	0	0	0	0	0	0	0	
Methylcyclohexane	BRL	5.0	0	0	0	0	0	0	0	0	
Methylene chloride	BRL	5.0	0	0	0	0	0	0	0	0	
o-Xylene	BRL	5.0	0	0	0	0	0	0	0	0	
Styrene	BRL	5.0	0	0	0	0	0	0	0	0	
Tetrachloroethene	BRL	5.0	0	0	0	0	0	0	0	0	
Toluene	BRL	5.0	0	0	0	0	0	0	0	0	
trans-1,2-Dichloroethene	BRL	5.0	0	0	0	0	0	0	0	0	
trans-1,3-Dichloropropene	BRL	5.0	0	0	0	0	0	0	0	0	
Trichloroethene	BRL	5.0	0	0	0	0	0	0	0	0	
Trichlorofluoromethane	BRL	5.0	0	0	0	0	0	0	0	0	
Vinyl chloride	BRL	2.0	0	0	0	0	0	0	0	0	
Surr: 4-Bromofluorobenzene	45.57	0	50	0	91.1	64.7	130	0	0	0	
Surr: Dibromofluoromethane	50.51	0	50	0	101	80.7	129	0	0	0	
Surr: Toluene-d8	46.54	0	50	0	93.1	71.1	120	0	0	0	

Qualifiers:

>	Greater than Result value	<	Less than Result value	B	Analyte detected in the associated method blank
BRL	Below reporting limit	E	Estimated (value above quantitation range)	H	Holding times for preparation or analysis exceeded
J	Estimated value detected below Reporting Limit	N	Analyte not NELAC certified	R	RPD outside limits due to matrix
Rpt Lim	Reporting Limit	S	Spike Recovery outside limits due to matrix		

Client: Peachtree Environmental
Project Name: Woodall Creek
Workorder: 1103485

ANALYTICAL QC SUMMARY REPORT

BatchID: 143167

Sample ID: **LCS-143167** Client ID: Units: **ug/L** Prep Date: **03/09/2011** Run No: **192087**
SampleType: **LCS** TestCode: **TCL VOLATILE ORGANICS SW8260B** BatchID: **143167** Analysis Date: **03/09/2011** Seq No: **4007153**

Analyte	Result	RPT Limit	SPK value	SPK Ref Val	%REC	Low Limit	High Limit	RPD Ref Val	%RPD	RPD Limit	Qual
1,1-Dichloroethene	46.05	5.0	50	0	92.1	60	140	0	0	0	
Benzene	50.45	5.0	50	0	101	70	130	0	0	0	
Chlorobenzene	52.73	5.0	50	0	105	70	130	0	0	0	
Toluene	50.20	5.0	50	0	100	70	130	0	0	0	
Trichloroethene	49.76	5.0	50	0	99.5	70	130	0	0	0	
Surr: 4-Bromofluorobenzene	50.84	0	50	0	102	64.7	130	0	0	0	
Surr: Dibromofluoromethane	48.43	0	50	0	96.9	80.7	129	0	0	0	
Surr: Toluene-d8	50.35	0	50	0	101	71.1	120	0	0	0	

Sample ID: **1103215-002AMS** Client ID: Units: **ug/L** Prep Date: **03/09/2011** Run No: **192087**
SampleType: **MS** TestCode: **TCL VOLATILE ORGANICS SW8260B** BatchID: **143167** Analysis Date: **03/09/2011** Seq No: **4008539**

Analyte	Result	RPT Limit	SPK value	SPK Ref Val	%REC	Low Limit	High Limit	RPD Ref Val	%RPD	RPD Limit	Qual
1,1-Dichloroethene	53.14	5.0	50	0	106	46.2	183	0	0	0	
Benzene	52.81	5.0	50	0	106	62.2	143	0	0	0	
Chlorobenzene	53.73	5.0	50	0	107	72.2	137	0	0	0	
Toluene	52.84	5.0	50	0	106	57.8	149	0	0	0	
Trichloroethene	52.34	5.0	50	0	105	70.5	149	0	0	0	
Surr: 4-Bromofluorobenzene	52.56	0	50	0	105	64.7	130	0	0	0	
Surr: Dibromofluoromethane	51.66	0	50	0	103	80.7	129	0	0	0	
Surr: Toluene-d8	51.71	0	50	0	103	71.1	120	0	0	0	

Sample ID: **1103215-002AMSD** Client ID: Units: **ug/L** Prep Date: **03/09/2011** Run No: **192087**
SampleType: **MSD** TestCode: **TCL VOLATILE ORGANICS SW8260B** BatchID: **143167** Analysis Date: **03/09/2011** Seq No: **4008540**

Analyte	Result	RPT Limit	SPK value	SPK Ref Val	%REC	Low Limit	High Limit	RPD Ref Val	%RPD	RPD Limit	Qual
1,1-Dichloroethene	48.78	5.0	50	0	97.6	46.2	183	53.14	8.56	20	
Benzene	51.75	5.0	50	0	104	62.2	143	52.81	2.03	20	

Qualifiers:

>	Greater than Result value	<	Less than Result value	B	Analyte detected in the associated method blank
BRL	Below reporting limit	E	Estimated (value above quantitation range)	H	Holding times for preparation or analysis exceeded
J	Estimated value detected below Reporting Limit	N	Analyte not NELAC certified	R	RPD outside limits due to matrix
Rpt Lim	Reporting Limit	S	Spike Recovery outside limits due to matrix		

Client: Peachtree Environmental
Project Name: Woodall Creek
Workorder: 1103485

ANALYTICAL QC SUMMARY REPORT

BatchID: 143167

Sample ID: **1103215-002AMSD** Client ID: Units: **ug/L** Prep Date: **03/09/2011** Run No: **192087**
SampleType: **MSD** TestCode: **TCL VOLATILE ORGANICS SW8260B** BatchID: **143167** Analysis Date: **03/09/2011** Seq No: **4008540**

Analyte	Result	RPT Limit	SPK value	SPK Ref Val	%REC	Low Limit	High Limit	RPD Ref Val	%RPD	RPD Limit	Qual
Chlorobenzene	52.45	5.0	50	0	105	72.2	137	53.73	2.41	20	
Toluene	49.92	5.0	50	0	99.8	57.8	149	52.84	5.68	20	
Trichloroethene	51.87	5.0	50	0	104	70.5	149	52.34	0.902	20	
Surr: 4-Bromofluorobenzene	54.05	0	50	0	108	64.7	130	52.56	0	0	
Surr: Dibromofluoromethane	50.77	0	50	0	102	80.7	129	51.66	0	0	
Surr: Toluene-d8	51.15	0	50	0	102	71.1	120	51.71	0	0	

Qualifiers:

>	Greater than Result value	<	Less than Result value	B	Analyte detected in the associated method blank
BRL	Below reporting limit	E	Estimated (value above quantitation range)	H	Holding times for preparation or analysis exceeded
J	Estimated value detected below Reporting Limit	N	Analyte not NELAC certified	R	RPD outside limits due to matrix
Rpt Lim	Reporting Limit	S	Spike Recovery outside limits due to matrix		

State of Florida
Department of Health, Bureau of Laboratories

This is to certify that

E87582

ANALYTICAL ENVIRONMENTAL SERVICES, INC.
3785 PRESIDENTIAL PARKWAY
ATLANTA, GA 30340

has complied with Florida Administrative Code 64E-1,
for the examination of Environmental samples in the following categories

DRINKING WATER - MICROBIOLOGY, NON-POTABLE WATER - EXTRACTABLE ORGANICS, NON-POTABLE WATER - GENERAL CHEMISTRY, NON-POTABLE WATER - METALS, NON-POTABLE WATER - MICROBIOLOGY, NON-POTABLE WATER - PESTICIDES-HERBICIDES-PCB'S, NON-POTABLE WATER - VOLATILE ORGANICS, SOLID AND CHEMICAL MATERIALS - EXTRACTABLE ORGANICS, SOLID AND CHEMICAL MATERIALS - GENERAL CHEMISTRY, SOLID AND CHEMICAL MATERIALS - METALS, SOLID AND CHEMICAL MATERIALS - PESTICIDES-HERBICIDES-PCB'S, SOLID AND CHEMICAL MATERIALS - VOLATILE ORGANICS

Continued certification is contingent upon successful on-going compliance with the NELAC Standards and FAC Rule 64E-1 regulations. Specific methods and analytes certified are cited on the Laboratory Scope of Accreditation for this laboratory and are on file at the Bureau of Laboratories, P. O. Box 210, Jacksonville, Florida 32231. Clients and customers are urged to verify with this agency the laboratory's certification status in Florida for particular methods and analytes.

EFFECTIVE July 01, 2010 THROUGH June 30, 2011

Max Salfinger, M.D.
Chief, Bureau of Laboratories
Florida Department of Health
DH Form 1697, 7/04
NON-TRANSFERABLE E87582-15-07/01/2010
Supersedes all previously issued certificates

AES

ANALYTICAL ENVIRONMENTAL SERVICES, INC.

March 17, 2011

Art Picken
Peachtree Environmental
5384 Chaversham Lane
Norcross GA 300922167

TEL: (770) 449-6100
FAX: (770) 449-6119

RE: Woodall Creek

Dear Art Picken: Order No: 1103911

Analytical Environmental Services, Inc. received 12 samples on March 9, 2011 4:20 pm for the analyses presented in following report.

No problems were encountered during the analyses. Additionally, all results for the associated Quality Control samples were within EPA and/or AES established limits. Any discrepancies associated with the analyses contained herein will be noted and submitted in the form of a project Case Narrative.
AES' certifications are as follows:
-NELAC/Florida Certification number E87582 for analysis of Environmental Water, soil/hazardous waste, and Drinking Water Microbiology, effective 07/01/10-06/30/11.
-AIHA Certification ID #100671 for Industrial Hygiene samples (Organics, Inorganics), Environmental Lead (Paint, Soil, Dust Wipes, Air), and Environmental Microbiology (Fungal) effective until 09/01/11.

These results relate only to the items tested. This report may only be reproduced in full.

If you have any questions regarding these test results, please feel free to call.

Alysse Kowalski

Alysse Kowalski
Project Manager

ANALYTICAL ENVIRONMENTAL SERVICES, INC

3785 Presidential Parkway, Atlanta GA 30340-3704
AES TEL.: (770) 457-8177 / TOLL-FREE (800) 972-4889 / FAX: (770) 457-8188

CHAIN OF CUSTODY

Work Order: 1103911

Date: 3/9/11 Page 1 of 1

COMPANY	ADDRESS
PEACHTREE ENVIRONMENTAL, INC.	5384 CHANDERSHAM LN. NORCROSS, GA 30092
PHONE: 770-449-6100	FAX: 770-449-6119
SAMPLED BY: A. PICKEW, M. WILSON, W. LUCAS, J. COMPOSIL	SIGNATURE:

#	SAMPLE ID	SAMPLED DATE	SAMPLED TIME	Grab	Composite	Matrix (See codes)	VOCs	REMARKS	No # of Containers
1	WC-0311-RPMW-15	3/7/11	1:50	X		GW	X		2
2	WC-0311-RPMW-24	"	4:30	X		GW	X		2
3	WC-0311-RPMW-14	"	1:15	X		GW	X		2
4	WC-0311-GPMW-11	"	4:20	X		GW	X		2
5	WC-0311-GPMW-18	3/8/11	11:45	X		GW	X		2
6	WC-0311-GPMW-19	"	10:26	X		GW	X		2
7	WC-0311-DPMW-23	"	3:37	X		GW	X		2
8	WC-0311-DPMW-22	"	3:40	X		GW	X		2
9	WC-0311-DPMW-22D	"	3:40	X		GW	X		2
10	WC-0311-GPMW-20	"	10:35	X		GW	X		2
11	WC-0311-DPMW-21	"	4:35	X		GW	X		2
12	TEMP BLANK								1
13	TRIP BLANK								2
14									

PRESERVATION (See codes)

Visit our website www.aesatlanta.com to check on the status of your results, place bottle orders, etc.

RELINQUISHED BY	DATE/TIME	RECEIVED BY	DATE/TIME
1:	3/9/11 4:18	1:	3/9/11 4:20
2:		2:	
3:		3:	

PROJECT INFORMATION

PROJECT NAME: WOODALL CREEK
PROJECT #: 2665
SITE ADDRESS: ATLANTA, GA
SEND REPORT TO: A. PICKEW
INVOICE TO: (IF DIFFERENT FROM ABOVE)
QUOTE #: PO#:

RECEIPT

Total # of Containers: 25

Turnaround Time Request
- ⊗ Standard 5 Business Days
- ○ 2 Business Day Rush
- ○ Next Business Day Rush
- ○ Same Day Rush **(auth req.)**
- ○ Other

STATE PROGRAM (if any):
E-mail? (Y) N; Fax? Y / N
DATA PACKAGE: (I) II III IV

SPECIAL INSTRUCTIONS/COMMENTS:

SHIPMENT METHOD
OUT / / VIA:
IN / / VIA:
(CLIENT) FedEx UPS MAIL COURIER
GREYHOUND OTHER

SAMPLES RECEIVED AFTER 3PM OR SATURDAY ARE CONSIDERED AS RECEIVED ON THE NEXT BUSINESS DAY; IF NO TAT IS MARKED ON COC AES WILL PROCEED AS STANDARD TAT.
SAMPLES ARE DISPOSED OF 30 DAYS AFTER COMPLETION OF REPORT UNLESS OTHER ARRANGEMENTS ARE MADE.

MATRIX CODES: A = Air GW = Groundwater SE = Sediment SO = Soil SW = Surface Water W = Water (Blanks) DW = Drinking Water (Blanks) O = Other (specify)
PRESERVATIVE CODES: H+I = Hydrochloric acid + ice I = Ice only N = Nitric acid S+I = Sulfuric acid + ice S/M+I = Sodium Bisulfate/Methanol + ice O = Other (specify) NA = None

White Copy - Original; Yellow Copy - Client

Analytical Environmental Services, Inc

Date: 17-Mar-11

Client: Peachtree Environmental
Project: Woodall Creek
Lab ID: 1103911

Case Narrative

Volatile Organic Compounds Analysis by Method 8260B:

Tetrachloroethene and Trichloroethene values for sample 1103911-001A are "E" qualified indicating an estimated value over linear calibration range. Sample was not diluted and reanalyzed because second vial was used as an MS/MSD.

Percent recovery for the internal standard compound 1,4-Dichlorobenzene-d4 on sample 1103911-007A was outside control limits biased low due to suspected matrix interference.

Trichloroethene values for the QC samples 1103911-001AMS/MSD are "E" qualified indicating estimated values over linear calibration range due to the level of target analyte present in the unspiked sample.

Analytical Environmental Services, Inc **Date:** 17-Mar-11

Client:	Peachtree Environmental	**Client Sample ID:**	WC-0311-RPMW-15
Project Name:	Woodall Creek	**Collection Date:**	3/7/2011 1:50:00 PM
Lab ID:	1103911-001	**Matrix:**	Groundwater

Analyses	Result	Reporting Limit	Qual	Units	BatchID	Dilution Factor	Date Analyzed	Analyst
TCL VOLATILE ORGANICS SW8260B				**(SW5030B)**				
1,1,1-Trichloroethane	BRL	5.0		ug/L	143394	1	03/12/2011 16:11	SB
1,1,2,2-Tetrachloroethane	BRL	5.0		ug/L	143394	1	03/12/2011 16:11	SB
1,1,2-Trichloroethane	BRL	5.0		ug/L	143394	1	03/12/2011 16:11	SB
1,1-Dichloroethane	BRL	5.0		ug/L	143394	1	03/12/2011 16:11	SB
1,1-Dichloroethene	BRL	5.0		ug/L	143394	1	03/12/2011 16:11	SB
1,2,4-Trichlorobenzene	BRL	5.0		ug/L	143394	1	03/12/2011 16:11	SB
1,2-Dibromo-3-chloropropane	BRL	5.0		ug/L	143394	1	03/12/2011 16:11	SB
1,2-Dibromoethane	BRL	5.0		ug/L	143394	1	03/12/2011 16:11	SB
1,2-Dichlorobenzene	BRL	5.0		ug/L	143394	1	03/12/2011 16:11	SB
1,2-Dichloroethane	BRL	5.0		ug/L	143394	1	03/12/2011 16:11	SB
1,2-Dichloropropane	BRL	5.0		ug/L	143394	1	03/12/2011 16:11	SB
1,3-Dichlorobenzene	BRL	5.0		ug/L	143394	1	03/12/2011 16:11	SB
1,4-Dichlorobenzene	BRL	5.0		ug/L	143394	1	03/12/2011 16:11	SB
2-Butanone	BRL	50		ug/L	143394	1	03/12/2011 16:11	SB
2-Hexanone	BRL	10		ug/L	143394	1	03/12/2011 16:11	SB
4-Methyl-2-pentanone	BRL	10		ug/L	143394	1	03/12/2011 16:11	SB
Acetone	BRL	50		ug/L	143394	1	03/12/2011 16:11	SB
Benzene	BRL	5.0		ug/L	143394	1	03/12/2011 16:11	SB
Bromodichloromethane	BRL	5.0		ug/L	143394	1	03/12/2011 16:11	SB
Bromoform	BRL	5.0		ug/L	143394	1	03/12/2011 16:11	SB
Bromomethane	BRL	5.0		ug/L	143394	1	03/12/2011 16:11	SB
Carbon disulfide	BRL	5.0		ug/L	143394	1	03/12/2011 16:11	SB
Carbon tetrachloride	BRL	5.0		ug/L	143394	1	03/12/2011 16:11	SB
Chlorobenzene	BRL	5.0		ug/L	143394	1	03/12/2011 16:11	SB
Chloroethane	BRL	10		ug/L	143394	1	03/12/2011 16:11	SB
Chloroform	BRL	5.0		ug/L	143394	1	03/12/2011 16:11	SB
Chloromethane	BRL	10		ug/L	143394	1	03/12/2011 16:11	SB
cis-1,2-Dichloroethene	BRL	5.0		ug/L	143394	1	03/12/2011 16:11	SB
cis-1,3-Dichloropropene	BRL	5.0		ug/L	143394	1	03/12/2011 16:11	SB
Cyclohexane	BRL	5.0		ug/L	143394	1	03/12/2011 16:11	SB
Dibromochloromethane	BRL	5.0		ug/L	143394	1	03/12/2011 16:11	SB
Dichlorodifluoromethane	BRL	10		ug/L	143394	1	03/12/2011 16:11	SB
Ethylbenzene	BRL	5.0		ug/L	143394	1	03/12/2011 16:11	SB
Freon-113	BRL	10		ug/L	143394	1	03/12/2011 16:11	SB
Isopropylbenzene	BRL	5.0		ug/L	143394	1	03/12/2011 16:11	SB
m,p-Xylene	BRL	5.0		ug/L	143394	1	03/12/2011 16:11	SB
Methyl acetate	BRL	5.0		ug/L	143394	1	03/12/2011 16:11	SB
Methyl tert-butyl ether	BRL	5.0		ug/L	143394	1	03/12/2011 16:11	SB
Methylcyclohexane	BRL	5.0		ug/L	143394	1	03/12/2011 16:11	SB
Methylene chloride	BRL	5.0		ug/L	143394	1	03/12/2011 16:11	SB
o-Xylene	BRL	5.0		ug/L	143394	1	03/12/2011 16:11	SB

Qualifiers:

- * Value exceeds maximum contaminant level
- BRL Below reporting limit
- H Holding times for preparation or analysis exceeded
- N Analyte not NELAC certified
- B Analyte detected in the associated method blank
- > Greater than Result value
- E Estimated (value above quantitation range)
- S Spike Recovery outside limits due to matrix
- Narr See case narrative
- NC Not confirmed
- < Less than Result value
- J Estimated value detected below Reporting Limit

Analytical Environmental Services, Inc **Date:** 17-Mar-11

Client:	Peachtree Environmental	**Client Sample ID:**	WC-0311-RPMW-15
Project Name:	Woodall Creek	**Collection Date:**	3/7/2011 1:50:00 PM
Lab ID:	1103911-001	**Matrix:**	Groundwater

Analyses	Result	Reporting Limit	Qual	Units	BatchID	Dilution Factor	Date Analyzed	Analyst
TCL VOLATILE ORGANICS SW8260B (SW5030B)								
Styrene	BRL	5.0		ug/L	143394	1	03/12/2011 16:11	SB
Tetrachloroethene	780	5.0	E	ug/L	143394	1	03/12/2011 16:11	SB
Toluene	BRL	5.0		ug/L	143394	1	03/12/2011 16:11	SB
trans-1,2-Dichloroethene	BRL	5.0		ug/L	143394	1	03/12/2011 16:11	SB
trans-1,3-Dichloropropene	BRL	5.0		ug/L	143394	1	03/12/2011 16:11	SB
Trichloroethene	310	5.0	E	ug/L	143394	1	03/12/2011 16:11	SB
Trichlorofluoromethane	BRL	5.0		ug/L	143394	1	03/12/2011 16:11	SB
Vinyl chloride	BRL	2.0		ug/L	143394	1	03/12/2011 16:11	SB
Surr: 4-Bromofluorobenzene	86.8	64.7-130		%REC	143394	1	03/12/2011 16:11	SB
Surr: Dibromofluoromethane	101	80.7-129		%REC	143394	1	03/12/2011 16:11	SB
Surr: Toluene-d8	95.1	71.1-120		%REC	143394	1	03/12/2011 16:11	SB

Qualifiers:

*	Value exceeds maximum contaminant level	E	Estimated (value above quantitation range)
BRL	Below reporting limit	S	Spike Recovery outside limits due to matrix
H	Holding times for preparation or analysis exceeded	Narr	See case narrative
N	Analyte not NELAC certified	NC	Not confirmed
B	Analyte detected in the associated method blank	<	Less than Result value
>	Greater than Result value	J	Estimated value detected below Reporting Limit

Analytical Environmental Services, Inc **Date:** 17-Mar-11

Client:	Peachtree Environmental	**Client Sample ID:**	WC-0311-RPMW-24
Project Name:	Woodall Creek	**Collection Date:**	3/7/2011 4:30:00 PM
Lab ID:	1103911-002	**Matrix:**	Groundwater

Analyses	Result	Reporting Limit	Qual	Units	BatchID	Dilution Factor	Date Analyzed	Analyst
TCL VOLATILE ORGANICS SW8260B				**(SW5030B)**				
1,1,1-Trichloroethane	BRL	5.0		ug/L	143394	1	03/12/2011 17:36	SB
1,1,2,2-Tetrachloroethane	BRL	5.0		ug/L	143394	1	03/12/2011 17:36	SB
1,1,2-Trichloroethane	BRL	5.0		ug/L	143394	1	03/12/2011 17:36	SB
1,1-Dichloroethane	BRL	5.0		ug/L	143394	1	03/12/2011 17:36	SB
1,1-Dichloroethene	BRL	5.0		ug/L	143394	1	03/12/2011 17:36	SB
1,2,4-Trichlorobenzene	BRL	5.0		ug/L	143394	1	03/12/2011 17:36	SB
1,2-Dibromo-3-chloropropane	BRL	5.0		ug/L	143394	1	03/12/2011 17:36	SB
1,2-Dibromoethane	BRL	5.0		ug/L	143394	1	03/12/2011 17:36	SB
1,2-Dichlorobenzene	BRL	5.0		ug/L	143394	1	03/12/2011 17:36	SB
1,2-Dichloroethane	BRL	5.0		ug/L	143394	1	03/12/2011 17:36	SB
1,2-Dichloropropane	BRL	5.0		ug/L	143394	1	03/12/2011 17:36	SB
1,3-Dichlorobenzene	BRL	5.0		ug/L	143394	1	03/12/2011 17:36	SB
1,4-Dichlorobenzene	BRL	5.0		ug/L	143394	1	03/12/2011 17:36	SB
2-Butanone	BRL	50		ug/L	143394	1	03/12/2011 17:36	SB
2-Hexanone	BRL	10		ug/L	143394	1	03/12/2011 17:36	SB
4-Methyl-2-pentanone	BRL	10		ug/L	143394	1	03/12/2011 17:36	SB
Acetone	BRL	50		ug/L	143394	1	03/12/2011 17:36	SB
Benzene	BRL	5.0		ug/L	143394	1	03/12/2011 17:36	SB
Bromodichloromethane	BRL	5.0		ug/L	143394	1	03/12/2011 17:36	SB
Bromoform	BRL	5.0		ug/L	143394	1	03/12/2011 17:36	SB
Bromomethane	BRL	5.0		ug/L	143394	1	03/12/2011 17:36	SB
Carbon disulfide	BRL	5.0		ug/L	143394	1	03/12/2011 17:36	SB
Carbon tetrachloride	BRL	5.0		ug/L	143394	1	03/12/2011 17:36	SB
Chlorobenzene	BRL	5.0		ug/L	143394	1	03/12/2011 17:36	SB
Chloroethane	BRL	10		ug/L	143394	1	03/12/2011 17:36	SB
Chloroform	BRL	5.0		ug/L	143394	1	03/12/2011 17:36	SB
Chloromethane	BRL	10		ug/L	143394	1	03/12/2011 17:36	SB
cis-1,2-Dichloroethene	18	5.0		ug/L	143394	1	03/12/2011 17:36	SB
cis-1,3-Dichloropropene	BRL	5.0		ug/L	143394	1	03/12/2011 17:36	SB
Cyclohexane	BRL	5.0		ug/L	143394	1	03/12/2011 17:36	SB
Dibromochloromethane	BRL	5.0		ug/L	143394	1	03/12/2011 17:36	SB
Dichlorodifluoromethane	BRL	10		ug/L	143394	1	03/12/2011 17:36	SB
Ethylbenzene	BRL	5.0		ug/L	143394	1	03/12/2011 17:36	SB
Freon-113	BRL	10		ug/L	143394	1	03/12/2011 17:36	SB
Isopropylbenzene	BRL	5.0		ug/L	143394	1	03/12/2011 17:36	SB
m,p-Xylene	BRL	5.0		ug/L	143394	1	03/12/2011 17:36	SB
Methyl acetate	BRL	5.0		ug/L	143394	1	03/12/2011 17:36	SB
Methyl tert-butyl ether	BRL	5.0		ug/L	143394	1	03/12/2011 17:36	SB
Methylcyclohexane	BRL	5.0		ug/L	143394	1	03/12/2011 17:36	SB
Methylene chloride	BRL	5.0		ug/L	143394	1	03/12/2011 17:36	SB
o-Xylene	BRL	5.0		ug/L	143394	1	03/12/2011 17:36	SB

Qualifiers:

- * Value exceeds maximum contaminant level
- BRL Below reporting limit
- H Holding times for preparation or analysis exceeded
- N Analyte not NELAC certified
- B Analyte detected in the associated method blank
- > Greater than Result value
- E Estimated (value above quantitation range)
- S Spike Recovery outside limits due to matrix
- Narr See case narrative
- NC Not confirmed
- < Less than Result value
- J Estimated value detected below Reporting Limit

Analytical Environmental Services, Inc **Date:** 17-Mar-11

Client:	Peachtree Environmental	**Client Sample ID:**	WC-0311-RPMW-24
Project Name:	Woodall Creek	**Collection Date:**	3/7/2011 4:30:00 PM
Lab ID:	1103911-002	**Matrix:**	Groundwater

Analyses	Result	Reporting Limit	Qual	Units	BatchID	Dilution Factor	Date Analyzed	Analyst
TCL VOLATILE ORGANICS SW8260B				**(SW5030B)**				
Styrene	BRL	5.0		ug/L	143394	1	03/12/2011 17:36	SB
Tetrachloroethene	1200	50		ug/L	143394	10	03/14/2011 11:56	SB
Toluene	BRL	5.0		ug/L	143394	1	03/12/2011 17:36	SB
trans-1,2-Dichloroethene	BRL	5.0		ug/L	143394	1	03/12/2011 17:36	SB
trans-1,3-Dichloropropene	BRL	5.0		ug/L	143394	1	03/12/2011 17:36	SB
Trichloroethene	400	50		ug/L	143394	10	03/14/2011 11:56	SB
Trichlorofluoromethane	BRL	5.0		ug/L	143394	1	03/12/2011 17:36	SB
Vinyl chloride	BRL	2.0		ug/L	143394	1	03/12/2011 17:36	SB
Surr: 4-Bromofluorobenzene	86	64.7-130		%REC	143394	10	03/14/2011 11:56	SB
Surr: 4-Bromofluorobenzene	89.6	64.7-130		%REC	143394	1	03/12/2011 17:36	SB
Surr: Dibromofluoromethane	97.8	80.7-129		%REC	143394	1	03/12/2011 17:36	SB
Surr: Dibromofluoromethane	99.4	80.7-129		%REC	143394	10	03/14/2011 11:56	SB
Surr: Toluene-d8	88.5	71.1-120		%REC	143394	1	03/12/2011 17:36	SB
Surr: Toluene-d8	96.4	71.1-120		%REC	143394	10	03/14/2011 11:56	SB

Qualifiers:

*	Value exceeds maximum contaminant level	E	Estimated (value above quantitation range)
BRL	Below reporting limit	S	Spike Recovery outside limits due to matrix
H	Holding times for preparation or analysis exceeded	Narr	See case narrative
N	Analyte not NELAC certified	NC	Not confirmed
B	Analyte detected in the associated method blank	<	Less than Result value
>	Greater than Result value	J	Estimated value detected below Reporting Limit

Analytical Environmental Services, Inc **Date:** 17-Mar-11

Client:	Peachtree Environmental	**Client Sample ID:**	WC-0311-RPMW-14
Project Name:	Woodall Creek	**Collection Date:**	3/7/2011 1:15:00 PM
Lab ID:	1103911-003	**Matrix:**	Groundwater

Analyses	Result	Reporting Limit	Qual	Units	BatchID	Dilution Factor	Date Analyzed	Analyst
TCL VOLATILE ORGANICS SW8260B				**(SW5030B)**				
1,1,1-Trichloroethane	BRL	5.0		ug/L	143394	1	03/12/2011 18:04	SB
1,1,2,2-Tetrachloroethane	BRL	5.0		ug/L	143394	1	03/12/2011 18:04	SB
1,1,2-Trichloroethane	BRL	5.0		ug/L	143394	1	03/12/2011 18:04	SB
1,1-Dichloroethane	BRL	5.0		ug/L	143394	1	03/12/2011 18:04	SB
1,1-Dichloroethene	BRL	5.0		ug/L	143394	1	03/12/2011 18:04	SB
1,2,4-Trichlorobenzene	BRL	5.0		ug/L	143394	1	03/12/2011 18:04	SB
1,2-Dibromo-3-chloropropane	BRL	5.0		ug/L	143394	1	03/12/2011 18:04	SB
1,2-Dibromoethane	BRL	5.0		ug/L	143394	1	03/12/2011 18:04	SB
1,2-Dichlorobenzene	BRL	5.0		ug/L	143394	1	03/12/2011 18:04	SB
1,2-Dichloroethane	BRL	5.0		ug/L	143394	1	03/12/2011 18:04	SB
1,2-Dichloropropane	BRL	5.0		ug/L	143394	1	03/12/2011 18:04	SB
1,3-Dichlorobenzene	BRL	5.0		ug/L	143394	1	03/12/2011 18:04	SB
1,4-Dichlorobenzene	BRL	5.0		ug/L	143394	1	03/12/2011 18:04	SB
2-Butanone	BRL	50		ug/L	143394	1	03/12/2011 18:04	SB
2-Hexanone	BRL	10		ug/L	143394	1	03/12/2011 18:04	SB
4-Methyl-2-pentanone	BRL	10		ug/L	143394	1	03/12/2011 18:04	SB
Acetone	BRL	50		ug/L	143394	1	03/12/2011 18:04	SB
Benzene	BRL	5.0		ug/L	143394	1	03/12/2011 18:04	SB
Bromodichloromethane	BRL	5.0		ug/L	143394	1	03/12/2011 18:04	SB
Bromoform	BRL	5.0		ug/L	143394	1	03/12/2011 18:04	SB
Bromomethane	BRL	5.0		ug/L	143394	1	03/12/2011 18:04	SB
Carbon disulfide	BRL	5.0		ug/L	143394	1	03/12/2011 18:04	SB
Carbon tetrachloride	BRL	5.0		ug/L	143394	1	03/12/2011 18:04	SB
Chlorobenzene	BRL	5.0		ug/L	143394	1	03/12/2011 18:04	SB
Chloroethane	BRL	10		ug/L	143394	1	03/12/2011 18:04	SB
Chloroform	BRL	5.0		ug/L	143394	1	03/12/2011 18:04	SB
Chloromethane	BRL	10		ug/L	143394	1	03/12/2011 18:04	SB
cis-1,2-Dichloroethene	BRL	5.0		ug/L	143394	1	03/12/2011 18:04	SB
cis-1,3-Dichloropropene	BRL	5.0		ug/L	143394	1	03/12/2011 18:04	SB
Cyclohexane	BRL	5.0		ug/L	143394	1	03/12/2011 18:04	SB
Dibromochloromethane	BRL	5.0		ug/L	143394	1	03/12/2011 18:04	SB
Dichlorodifluoromethane	BRL	10		ug/L	143394	1	03/12/2011 18:04	SB
Ethylbenzene	BRL	5.0		ug/L	143394	1	03/12/2011 18:04	SB
Freon-113	BRL	10		ug/L	143394	1	03/12/2011 18:04	SB
Isopropylbenzene	BRL	5.0		ug/L	143394	1	03/12/2011 18:04	SB
m,p-Xylene	BRL	5.0		ug/L	143394	1	03/12/2011 18:04	SB
Methyl acetate	BRL	5.0		ug/L	143394	1	03/12/2011 18:04	SB
Methyl tert-butyl ether	BRL	5.0		ug/L	143394	1	03/12/2011 18:04	SB
Methylcyclohexane	BRL	5.0		ug/L	143394	1	03/12/2011 18:04	SB
Methylene chloride	BRL	5.0		ug/L	143394	1	03/12/2011 18:04	SB
o-Xylene	BRL	5.0		ug/L	143394	1	03/12/2011 18:04	SB

Qualifiers:

- * Value exceeds maximum contaminant level
- BRL Below reporting limit
- H Holding times for preparation or analysis exceeded
- N Analyte not NELAC certified
- B Analyte detected in the associated method blank
- > Greater than Result value
- E Estimated (value above quantitation range)
- S Spike Recovery outside limits due to matrix
- Narr See case narrative
- NC Not confirmed
- < Less than Result value
- J Estimated value detected below Reporting Limit

Analytical Environmental Services, Inc **Date:** 17-Mar-11

Client:	Peachtree Environmental	**Client Sample ID:**	WC-0311-RPMW-14
Project Name:	Woodall Creek	**Collection Date:**	3/7/2011 1:15:00 PM
Lab ID:	1103911-003	**Matrix:**	Groundwater

Analyses	Result	Reporting Limit	Qual	Units	BatchID	Dilution Factor	Date Analyzed	Analyst
TCL VOLATILE ORGANICS SW8260B				**(SW5030B)**				
Styrene	BRL	5.0		ug/L	143394	1	03/12/2011 18:04	SB
Tetrachloroethene	360	50		ug/L	143394	10	03/14/2011 12:24	SB
Toluene	BRL	5.0		ug/L	143394	1	03/12/2011 18:04	SB
trans-1,2-Dichloroethene	BRL	5.0		ug/L	143394	1	03/12/2011 18:04	SB
trans-1,3-Dichloropropene	BRL	5.0		ug/L	143394	1	03/12/2011 18:04	SB
Trichloroethene	130	5.0		ug/L	143394	1	03/12/2011 18:04	SB
Trichlorofluoromethane	BRL	5.0		ug/L	143394	1	03/12/2011 18:04	SB
Vinyl chloride	BRL	2.0		ug/L	143394	1	03/12/2011 18:04	SB
Surr: 4-Bromofluorobenzene	91.4	64.7-130		%REC	143394	1	03/12/2011 18:04	SB
Surr: 4-Bromofluorobenzene	96.7	64.7-130		%REC	143394	10	03/14/2011 12:24	SB
Surr: Dibromofluoromethane	98.1	80.7-129		%REC	143394	10	03/14/2011 12:24	SB
Surr: Dibromofluoromethane	104	80.7-129		%REC	143394	1	03/12/2011 18:04	SB
Surr: Toluene-d8	90.4	71.1-120		%REC	143394	10	03/14/2011 12:24	SB
Surr: Toluene-d8	96.1	71.1-120		%REC	143394	1	03/12/2011 18:04	SB

Qualifiers:

*	Value exceeds maximum contaminant level	E	Estimated (value above quantitation range)
BRL	Below reporting limit	S	Spike Recovery outside limits due to matrix
H	Holding times for preparation or analysis exceeded	Narr	See case narrative
N	Analyte not NELAC certified	NC	Not confirmed
B	Analyte detected in the associated method blank	<	Less than Result value
>	Greater than Result value	J	Estimated value detected below Reporting Limit

Analytical Environmental Services, Inc **Date:** 17-Mar-11

Client:	Peachtree Environmental	**Client Sample ID:**	WC-0311-GPMW-11
Project Name:	Woodall Creek	**Collection Date:**	3/7/2011 4:20:00 PM
Lab ID:	1103911-004	**Matrix:**	Groundwater

Analyses	Result	Reporting Limit	Qual	Units	BatchID	Dilution Factor	Date Analyzed	Analyst
TCL VOLATILE ORGANICS SW8260B				**(SW5030B)**				
1,1,1-Trichloroethane	BRL	5.0		ug/L	143394	1	03/12/2011 18:32	SB
1,1,2,2-Tetrachloroethane	BRL	5.0		ug/L	143394	1	03/12/2011 18:32	SB
1,1,2-Trichloroethane	BRL	5.0		ug/L	143394	1	03/12/2011 18:32	SB
1,1-Dichloroethane	BRL	5.0		ug/L	143394	1	03/12/2011 18:32	SB
1,1-Dichloroethene	BRL	5.0		ug/L	143394	1	03/12/2011 18:32	SB
1,2,4-Trichlorobenzene	BRL	5.0		ug/L	143394	1	03/12/2011 18:32	SB
1,2-Dibromo-3-chloropropane	BRL	5.0		ug/L	143394	1	03/12/2011 18:32	SB
1,2-Dibromoethane	BRL	5.0		ug/L	143394	1	03/12/2011 18:32	SB
1,2-Dichlorobenzene	BRL	5.0		ug/L	143394	1	03/12/2011 18:32	SB
1,2-Dichloroethane	BRL	5.0		ug/L	143394	1	03/12/2011 18:32	SB
1,2-Dichloropropane	BRL	5.0		ug/L	143394	1	03/12/2011 18:32	SB
1,3-Dichlorobenzene	BRL	5.0		ug/L	143394	1	03/12/2011 18:32	SB
1,4-Dichlorobenzene	BRL	5.0		ug/L	143394	1	03/12/2011 18:32	SB
2-Butanone	BRL	50		ug/L	143394	1	03/12/2011 18:32	SB
2-Hexanone	BRL	10		ug/L	143394	1	03/12/2011 18:32	SB
4-Methyl-2-pentanone	BRL	10		ug/L	143394	1	03/12/2011 18:32	SB
Acetone	BRL	50		ug/L	143394	1	03/12/2011 18:32	SB
Benzene	BRL	5.0		ug/L	143394	1	03/12/2011 18:32	SB
Bromodichloromethane	BRL	5.0		ug/L	143394	1	03/12/2011 18:32	SB
Bromoform	BRL	5.0		ug/L	143394	1	03/12/2011 18:32	SB
Bromomethane	BRL	5.0		ug/L	143394	1	03/12/2011 18:32	SB
Carbon disulfide	BRL	5.0		ug/L	143394	1	03/12/2011 18:32	SB
Carbon tetrachloride	BRL	5.0		ug/L	143394	1	03/12/2011 18:32	SB
Chlorobenzene	BRL	5.0		ug/L	143394	1	03/12/2011 18:32	SB
Chloroethane	BRL	10		ug/L	143394	1	03/12/2011 18:32	SB
Chloroform	BRL	5.0		ug/L	143394	1	03/12/2011 18:32	SB
Chloromethane	BRL	10		ug/L	143394	1	03/12/2011 18:32	SB
cis-1,2-Dichloroethene	27	5.0		ug/L	143394	1	03/12/2011 18:32	SB
cis-1,3-Dichloropropene	BRL	5.0		ug/L	143394	1	03/12/2011 18:32	SB
Cyclohexane	BRL	5.0		ug/L	143394	1	03/12/2011 18:32	SB
Dibromochloromethane	BRL	5.0		ug/L	143394	1	03/12/2011 18:32	SB
Dichlorodifluoromethane	BRL	10		ug/L	143394	1	03/12/2011 18:32	SB
Ethylbenzene	BRL	5.0		ug/L	143394	1	03/12/2011 18:32	SB
Freon-113	BRL	10		ug/L	143394	1	03/12/2011 18:32	SB
Isopropylbenzene	BRL	5.0		ug/L	143394	1	03/12/2011 18:32	SB
m,p-Xylene	BRL	5.0		ug/L	143394	1	03/12/2011 18:32	SB
Methyl acetate	BRL	5.0		ug/L	143394	1	03/12/2011 18:32	SB
Methyl tert-butyl ether	BRL	5.0		ug/L	143394	1	03/12/2011 18:32	SB
Methylcyclohexane	BRL	5.0		ug/L	143394	1	03/12/2011 18:32	SB
Methylene chloride	BRL	5.0		ug/L	143394	1	03/12/2011 18:32	SB
o-Xylene	BRL	5.0		ug/L	143394	1	03/12/2011 18:32	SB

Qualifiers:

- * Value exceeds maximum contaminant level
- BRL Below reporting limit
- H Holding times for preparation or analysis exceeded
- N Analyte not NELAC certified
- B Analyte detected in the associated method blank
- > Greater than Result value
- E Estimated (value above quantitation range)
- S Spike Recovery outside limits due to matrix
- Narr See case narrative
- NC Not confirmed
- < Less than Result value
- J Estimated value detected below Reporting Limit

Analytical Environmental Services, Inc **Date:** 17-Mar-11

Client:	Peachtree Environmental	**Client Sample ID:**	WC-0311-GPMW-11
Project Name:	Woodall Creek	**Collection Date:**	3/7/2011 4:20:00 PM
Lab ID:	1103911-004	**Matrix:**	Groundwater

Analyses	Result	Reporting Limit	Qual	Units	BatchID	Dilution Factor	Date Analyzed	Analyst
TCL VOLATILE ORGANICS SW8260B (SW5030B)								
Styrene	BRL	5.0		ug/L	143394	1	03/12/2011 18:32	SB
Tetrachloroethene	290	100		ug/L	143394	20	03/14/2011 14:11	GK
Toluene	BRL	5.0		ug/L	143394	1	03/12/2011 18:32	SB
trans-1,2-Dichloroethene	BRL	5.0		ug/L	143394	1	03/12/2011 18:32	SB
trans-1,3-Dichloropropene	BRL	5.0		ug/L	143394	1	03/12/2011 18:32	SB
Trichloroethene	86	5.0		ug/L	143394	1	03/12/2011 18:32	SB
Trichlorofluoromethane	BRL	5.0		ug/L	143394	1	03/12/2011 18:32	SB
Vinyl chloride	BRL	2.0		ug/L	143394	1	03/12/2011 18:32	SB
Surr: 4-Bromofluorobenzene	102	64.7-130		%REC	143394	20	03/14/2011 14:11	GK
Surr: 4-Bromofluorobenzene	96.9	64.7-130		%REC	143394	1	03/12/2011 18:32	SB
Surr: Dibromofluoromethane	101	80.7-129		%REC	143394	1	03/12/2011 18:32	SB
Surr: Dibromofluoromethane	88.6	80.7-129		%REC	143394	20	03/14/2011 14:11	GK
Surr: Toluene-d8	93.4	71.1-120		%REC	143394	1	03/12/2011 18:32	SB
Surr: Toluene-d8	92.4	71.1-120		%REC	143394	20	03/14/2011 14:11	GK

Qualifiers:

*	Value exceeds maximum contaminant level	E	Estimated (value above quantitation range)
BRL	Below reporting limit	S	Spike Recovery outside limits due to matrix
H	Holding times for preparation or analysis exceeded	Narr	See case narrative
N	Analyte not NELAC certified	NC	Not confirmed
B	Analyte detected in the associated method blank	<	Less than Result value
>	Greater than Result value	J	Estimated value detected below Reporting Limit

Analytical Environmental Services, Inc **Date:** 17-Mar-11

Client:	Peachtree Environmental	**Client Sample ID:**	WC-0311-GPMW-18
Project Name:	Woodall Creek	**Collection Date:**	3/8/2011 11:45:00 AM
Lab ID:	1103911-005	**Matrix:**	Groundwater

Analyses	Result	Reporting Limit	Qual	Units	BatchID	Dilution Factor	Date Analyzed	Analyst
TCL VOLATILE ORGANICS SW8260B				**(SW5030B)**				
1,1,1-Trichloroethane	BRL	5.0		ug/L	143394	1	03/12/2011 19:00	SB
1,1,2,2-Tetrachloroethane	BRL	5.0		ug/L	143394	1	03/12/2011 19:00	SB
1,1,2-Trichloroethane	BRL	5.0		ug/L	143394	1	03/12/2011 19:00	SB
1,1-Dichloroethane	BRL	5.0		ug/L	143394	1	03/12/2011 19:00	SB
1,1-Dichloroethene	BRL	5.0		ug/L	143394	1	03/12/2011 19:00	SB
1,2,4-Trichlorobenzene	BRL	5.0		ug/L	143394	1	03/12/2011 19:00	SB
1,2-Dibromo-3-chloropropane	BRL	5.0		ug/L	143394	1	03/12/2011 19:00	SB
1,2-Dibromoethane	BRL	5.0		ug/L	143394	1	03/12/2011 19:00	SB
1,2-Dichlorobenzene	BRL	5.0		ug/L	143394	1	03/12/2011 19:00	SB
1,2-Dichloroethane	BRL	5.0		ug/L	143394	1	03/12/2011 19:00	SB
1,2-Dichloropropane	BRL	5.0		ug/L	143394	1	03/12/2011 19:00	SB
1,3-Dichlorobenzene	BRL	5.0		ug/L	143394	1	03/12/2011 19:00	SB
1,4-Dichlorobenzene	BRL	5.0		ug/L	143394	1	03/12/2011 19:00	SB
2-Butanone	BRL	50		ug/L	143394	1	03/12/2011 19:00	SB
2-Hexanone	BRL	10		ug/L	143394	1	03/12/2011 19:00	SB
4-Methyl-2-pentanone	BRL	10		ug/L	143394	1	03/12/2011 19:00	SB
Acetone	BRL	50		ug/L	143394	1	03/12/2011 19:00	SB
Benzene	BRL	5.0		ug/L	143394	1	03/12/2011 19:00	SB
Bromodichloromethane	BRL	5.0		ug/L	143394	1	03/12/2011 19:00	SB
Bromoform	BRL	5.0		ug/L	143394	1	03/12/2011 19:00	SB
Bromomethane	BRL	5.0		ug/L	143394	1	03/12/2011 19:00	SB
Carbon disulfide	BRL	5.0		ug/L	143394	1	03/12/2011 19:00	SB
Carbon tetrachloride	BRL	5.0		ug/L	143394	1	03/12/2011 19:00	SB
Chlorobenzene	BRL	5.0		ug/L	143394	1	03/12/2011 19:00	SB
Chloroethane	BRL	10		ug/L	143394	1	03/12/2011 19:00	SB
Chloroform	BRL	5.0		ug/L	143394	1	03/12/2011 19:00	SB
Chloromethane	BRL	10		ug/L	143394	1	03/12/2011 19:00	SB
cis-1,2-Dichloroethene	250	50		ug/L	143394	10	03/14/2011 13:20	SB
cis-1,3-Dichloropropene	BRL	5.0		ug/L	143394	1	03/12/2011 19:00	SB
Cyclohexane	BRL	5.0		ug/L	143394	1	03/12/2011 19:00	SB
Dibromochloromethane	BRL	5.0		ug/L	143394	1	03/12/2011 19:00	SB
Dichlorodifluoromethane	BRL	10		ug/L	143394	1	03/12/2011 19:00	SB
Ethylbenzene	BRL	5.0		ug/L	143394	1	03/12/2011 19:00	SB
Freon-113	BRL	10		ug/L	143394	1	03/12/2011 19:00	SB
Isopropylbenzene	BRL	5.0		ug/L	143394	1	03/12/2011 19:00	SB
m,p-Xylene	BRL	5.0		ug/L	143394	1	03/12/2011 19:00	SB
Methyl acetate	BRL	5.0		ug/L	143394	1	03/12/2011 19:00	SB
Methyl tert-butyl ether	BRL	5.0		ug/L	143394	1	03/12/2011 19:00	SB
Methylcyclohexane	BRL	5.0		ug/L	143394	1	03/12/2011 19:00	SB
Methylene chloride	BRL	5.0		ug/L	143394	1	03/12/2011 19:00	SB
o-Xylene	BRL	5.0		ug/L	143394	1	03/12/2011 19:00	SB

Qualifiers:

- * Value exceeds maximum contaminant level
- BRL Below reporting limit
- H Holding times for preparation or analysis exceeded
- N Analyte not NELAC certified
- B Analyte detected in the associated method blank
- > Greater than Result value
- E Estimated (value above quantitation range)
- S Spike Recovery outside limits due to matrix
- Narr See case narrative
- NC Not confirmed
- < Less than Result value
- J Estimated value detected below Reporting Limit

Analytical Environmental Services, Inc **Date:** 17-Mar-11

Client:	Peachtree Environmental	**Client Sample ID:**	WC-0311-GPMW-18
Project Name:	Woodall Creek	**Collection Date:**	3/8/2011 11:45:00 AM
Lab ID:	1103911-005	**Matrix:**	Groundwater

Analyses	Result	Reporting Limit	Qual	Units	BatchID	Dilution Factor	Date Analyzed	Analyst
TCL VOLATILE ORGANICS SW8260B				**(SW5030B)**				
Styrene	BRL	5.0		ug/L	143394	1	03/12/2011 19:00	SB
Tetrachloroethene	370	50		ug/L	143394	10	03/14/2011 13:20	SB
Toluene	BRL	5.0		ug/L	143394	1	03/12/2011 19:00	SB
trans-1,2-Dichloroethene	BRL	5.0		ug/L	143394	1	03/12/2011 19:00	SB
trans-1,3-Dichloropropene	BRL	5.0		ug/L	143394	1	03/12/2011 19:00	SB
Trichloroethene	130	5.0		ug/L	143394	1	03/12/2011 19:00	SB
Trichlorofluoromethane	BRL	5.0		ug/L	143394	1	03/12/2011 19:00	SB
Vinyl chloride	BRL	2.0		ug/L	143394	1	03/12/2011 19:00	SB
Surr: 4-Bromofluorobenzene	89	64.7-130		%REC	143394	10	03/14/2011 13:20	SB
Surr: 4-Bromofluorobenzene	87.4	64.7-130		%REC	143394	1	03/12/2011 19:00	SB
Surr: Dibromofluoromethane	97.8	80.7-129		%REC	143394	1	03/12/2011 19:00	SB
Surr: Dibromofluoromethane	97.1	80.7-129		%REC	143394	10	03/14/2011 13:20	SB
Surr: Toluene-d8	90.8	71.1-120		%REC	143394	1	03/12/2011 19:00	SB
Surr: Toluene-d8	92.5	71.1-120		%REC	143394	10	03/14/2011 13:20	SB

Qualifiers:

*	Value exceeds maximum contaminant level	E	Estimated (value above quantitation range)
BRL	Below reporting limit	S	Spike Recovery outside limits due to matrix
H	Holding times for preparation or analysis exceeded	Narr	See case narrative
N	Analyte not NELAC certified	NC	Not confirmed
B	Analyte detected in the associated method blank	<	Less than Result value
>	Greater than Result value	J	Estimated value detected below Reporting Limit

Analytical Environmental Services, Inc **Date:** 17-Mar-11

Client:	Peachtree Environmental	**Client Sample ID:**	WC-0311-GPMW-19
Project Name:	Woodall Creek	**Collection Date:**	3/8/2011 10:26:00 AM
Lab ID:	1103911-006	**Matrix:**	Groundwater

Analyses	Result	Reporting Limit	Qual	Units	BatchID	Dilution Factor	Date Analyzed	Analyst
TCL VOLATILE ORGANICS SW8260B				**(SW5030B)**				
1,1,1-Trichloroethane	BRL	5.0		ug/L	143394	1	03/12/2011 19:29	SB
1,1,2,2-Tetrachloroethane	BRL	5.0		ug/L	143394	1	03/12/2011 19:29	SB
1,1,2-Trichloroethane	BRL	5.0		ug/L	143394	1	03/12/2011 19:29	SB
1,1-Dichloroethane	BRL	5.0		ug/L	143394	1	03/12/2011 19:29	SB
1,1-Dichloroethene	BRL	5.0		ug/L	143394	1	03/12/2011 19:29	SB
1,2,4-Trichlorobenzene	BRL	5.0		ug/L	143394	1	03/12/2011 19:29	SB
1,2-Dibromo-3-chloropropane	BRL	5.0		ug/L	143394	1	03/12/2011 19:29	SB
1,2-Dibromoethane	BRL	5.0		ug/L	143394	1	03/12/2011 19:29	SB
1,2-Dichlorobenzene	BRL	5.0		ug/L	143394	1	03/12/2011 19:29	SB
1,2-Dichloroethane	BRL	5.0		ug/L	143394	1	03/12/2011 19:29	SB
1,2-Dichloropropane	BRL	5.0		ug/L	143394	1	03/12/2011 19:29	SB
1,3-Dichlorobenzene	BRL	5.0		ug/L	143394	1	03/12/2011 19:29	SB
1,4-Dichlorobenzene	BRL	5.0		ug/L	143394	1	03/12/2011 19:29	SB
2-Butanone	BRL	50		ug/L	143394	1	03/12/2011 19:29	SB
2-Hexanone	BRL	10		ug/L	143394	1	03/12/2011 19:29	SB
4-Methyl-2-pentanone	BRL	10		ug/L	143394	1	03/12/2011 19:29	SB
Acetone	BRL	50		ug/L	143394	1	03/12/2011 19:29	SB
Benzene	BRL	5.0		ug/L	143394	1	03/12/2011 19:29	SB
Bromodichloromethane	BRL	5.0		ug/L	143394	1	03/12/2011 19:29	SB
Bromoform	BRL	5.0		ug/L	143394	1	03/12/2011 19:29	SB
Bromomethane	BRL	5.0		ug/L	143394	1	03/12/2011 19:29	SB
Carbon disulfide	BRL	5.0		ug/L	143394	1	03/12/2011 19:29	SB
Carbon tetrachloride	BRL	5.0		ug/L	143394	1	03/12/2011 19:29	SB
Chlorobenzene	BRL	5.0		ug/L	143394	1	03/12/2011 19:29	SB
Chloroethane	BRL	10		ug/L	143394	1	03/12/2011 19:29	SB
Chloroform	BRL	5.0		ug/L	143394	1	03/12/2011 19:29	SB
Chloromethane	BRL	10		ug/L	143394	1	03/12/2011 19:29	SB
cis-1,2-Dichloroethene	190	5.0		ug/L	143394	1	03/12/2011 19:29	SB
cis-1,3-Dichloropropene	BRL	5.0		ug/L	143394	1	03/12/2011 19:29	SB
Cyclohexane	BRL	5.0		ug/L	143394	1	03/12/2011 19:29	SB
Dibromochloromethane	BRL	5.0		ug/L	143394	1	03/12/2011 19:29	SB
Dichlorodifluoromethane	BRL	10		ug/L	143394	1	03/12/2011 19:29	SB
Ethylbenzene	BRL	5.0		ug/L	143394	1	03/12/2011 19:29	SB
Freon-113	BRL	10		ug/L	143394	1	03/12/2011 19:29	SB
Isopropylbenzene	BRL	5.0		ug/L	143394	1	03/12/2011 19:29	SB
m,p-Xylene	BRL	5.0		ug/L	143394	1	03/12/2011 19:29	SB
Methyl acetate	BRL	5.0		ug/L	143394	1	03/12/2011 19:29	SB
Methyl tert-butyl ether	BRL	5.0		ug/L	143394	1	03/12/2011 19:29	SB
Methylcyclohexane	BRL	5.0		ug/L	143394	1	03/12/2011 19:29	SB
Methylene chloride	BRL	5.0		ug/L	143394	1	03/12/2011 19:29	SB
o-Xylene	BRL	5.0		ug/L	143394	1	03/12/2011 19:29	SB

Qualifiers:

- * Value exceeds maximum contaminant level
- BRL Below reporting limit
- H Holding times for preparation or analysis exceeded
- N Analyte not NELAC certified
- B Analyte detected in the associated method blank
- > Greater than Result value
- E Estimated (value above quantitation range)
- S Spike Recovery outside limits due to matrix
- Narr See case narrative
- NC Not confirmed
- < Less than Result value
- J Estimated value detected below Reporting Limit

Analytical Environmental Services, Inc **Date:** 17-Mar-11

Client:	Peachtree Environmental	**Client Sample ID:**	WC-0311-GPMW-19
Project Name:	Woodall Creek	**Collection Date:**	3/8/2011 10:26:00 AM
Lab ID:	1103911-006	**Matrix:**	Groundwater

Analyses	Result	Reporting Limit	Qual	Units	BatchID	Dilution Factor	Date Analyzed	Analyst
TCL VOLATILE ORGANICS SW8260B				**(SW5030B)**				
Styrene	BRL	5.0		ug/L	143394	1	03/12/2011 19:29	SB
Tetrachloroethene	500	50		ug/L	143394	10	03/14/2011 13:49	SB
Toluene	BRL	5.0		ug/L	143394	1	03/12/2011 19:29	SB
trans-1,2-Dichloroethene	BRL	5.0		ug/L	143394	1	03/12/2011 19:29	SB
trans-1,3-Dichloropropene	BRL	5.0		ug/L	143394	1	03/12/2011 19:29	SB
Trichloroethene	190	5.0		ug/L	143394	1	03/12/2011 19:29	SB
Trichlorofluoromethane	BRL	5.0		ug/L	143394	1	03/12/2011 19:29	SB
Vinyl chloride	BRL	2.0		ug/L	143394	1	03/12/2011 19:29	SB
Surr: 4-Bromofluorobenzene	87.1	64.7-130		%REC	143394	1	03/12/2011 19:29	SB
Surr: 4-Bromofluorobenzene	91.4	64.7-130		%REC	143394	10	03/14/2011 13:49	SB
Surr: Dibromofluoromethane	101	80.7-129		%REC	143394	10	03/14/2011 13:49	SB
Surr: Dibromofluoromethane	103	80.7-129		%REC	143394	1	03/12/2011 19:29	SB
Surr: Toluene-d8	90.8	71.1-120		%REC	143394	1	03/12/2011 19:29	SB
Surr: Toluene-d8	92.8	71.1-120		%REC	143394	10	03/14/2011 13:49	SB

Qualifiers:

*	Value exceeds maximum contaminant level	E	Estimated (value above quantitation range)
BRL	Below reporting limit	S	Spike Recovery outside limits due to matrix
H	Holding times for preparation or analysis exceeded	Narr	See case narrative
N	Analyte not NELAC certified	NC	Not confirmed
B	Analyte detected in the associated method blank	<	Less than Result value
>	Greater than Result value	J	Estimated value detected below Reporting Limit

Analytical Environmental Services, Inc **Date:** 17-Mar-11

Client:	Peachtree Environmental	**Client Sample ID:**	WC-0311-JPMW-23
Project Name:	Woodall Creek	**Collection Date:**	3/8/2011 3:37:00 PM
Lab ID:	1103911-007	**Matrix:**	Groundwater

Analyses	Result	Reporting Limit	Qual	Units	BatchID	Dilution Factor	Date Analyzed	Analyst
TCL VOLATILE ORGANICS SW8260B				**(SW5030B)**				
1,1,1-Trichloroethane	BRL	5.0		ug/L	143394	1	03/12/2011 19:57	SB
1,1,2,2-Tetrachloroethane	BRL	5.0		ug/L	143394	1	03/12/2011 19:57	SB
1,1,2-Trichloroethane	BRL	5.0		ug/L	143394	1	03/12/2011 19:57	SB
1,1-Dichloroethane	BRL	5.0		ug/L	143394	1	03/12/2011 19:57	SB
1,1-Dichloroethene	BRL	5.0		ug/L	143394	1	03/12/2011 19:57	SB
1,2,4-Trichlorobenzene	BRL	5.0		ug/L	143394	1	03/12/2011 19:57	SB
1,2-Dibromo-3-chloropropane	BRL	5.0		ug/L	143394	1	03/12/2011 19:57	SB
1,2-Dibromoethane	BRL	5.0		ug/L	143394	1	03/12/2011 19:57	SB
1,2-Dichlorobenzene	BRL	5.0		ug/L	143394	1	03/12/2011 19:57	SB
1,2-Dichloroethane	BRL	5.0		ug/L	143394	1	03/12/2011 19:57	SB
1,2-Dichloropropane	BRL	5.0		ug/L	143394	1	03/12/2011 19:57	SB
1,3-Dichlorobenzene	BRL	5.0		ug/L	143394	1	03/12/2011 19:57	SB
1,4-Dichlorobenzene	BRL	5.0		ug/L	143394	1	03/12/2011 19:57	SB
2-Butanone	BRL	50		ug/L	143394	1	03/12/2011 19:57	SB
2-Hexanone	BRL	10		ug/L	143394	1	03/12/2011 19:57	SB
4-Methyl-2-pentanone	BRL	10		ug/L	143394	1	03/12/2011 19:57	SB
Acetone	BRL	50		ug/L	143394	1	03/12/2011 19:57	SB
Benzene	BRL	5.0		ug/L	143394	1	03/12/2011 19:57	SB
Bromodichloromethane	BRL	5.0		ug/L	143394	1	03/12/2011 19:57	SB
Bromoform	BRL	5.0		ug/L	143394	1	03/12/2011 19:57	SB
Bromomethane	BRL	5.0		ug/L	143394	1	03/12/2011 19:57	SB
Carbon disulfide	BRL	5.0		ug/L	143394	1	03/12/2011 19:57	SB
Carbon tetrachloride	BRL	5.0		ug/L	143394	1	03/12/2011 19:57	SB
Chlorobenzene	BRL	5.0		ug/L	143394	1	03/12/2011 19:57	SB
Chloroethane	BRL	10		ug/L	143394	1	03/12/2011 19:57	SB
Chloroform	BRL	5.0		ug/L	143394	1	03/12/2011 19:57	SB
Chloromethane	BRL	10		ug/L	143394	1	03/12/2011 19:57	SB
cis-1,2-Dichloroethene	52	5.0		ug/L	143394	1	03/12/2011 19:57	SB
cis-1,3-Dichloropropene	BRL	5.0		ug/L	143394	1	03/12/2011 19:57	SB
Cyclohexane	BRL	5.0		ug/L	143394	1	03/12/2011 19:57	SB
Dibromochloromethane	BRL	5.0		ug/L	143394	1	03/12/2011 19:57	SB
Dichlorodifluoromethane	BRL	10		ug/L	143394	1	03/12/2011 19:57	SB
Ethylbenzene	BRL	5.0		ug/L	143394	1	03/12/2011 19:57	SB
Freon-113	BRL	10		ug/L	143394	1	03/12/2011 19:57	SB
Isopropylbenzene	BRL	5.0		ug/L	143394	1	03/12/2011 19:57	SB
m,p-Xylene	BRL	5.0		ug/L	143394	1	03/12/2011 19:57	SB
Methyl acetate	BRL	5.0		ug/L	143394	1	03/12/2011 19:57	SB
Methyl tert-butyl ether	BRL	5.0		ug/L	143394	1	03/12/2011 19:57	SB
Methylcyclohexane	BRL	5.0		ug/L	143394	1	03/12/2011 19:57	SB
Methylene chloride	BRL	5.0		ug/L	143394	1	03/12/2011 19:57	SB
o-Xylene	BRL	5.0		ug/L	143394	1	03/12/2011 19:57	SB

Qualifiers:

- * Value exceeds maximum contaminant level
- BRL Below reporting limit
- H Holding times for preparation or analysis exceeded
- N Analyte not NELAC certified
- B Analyte detected in the associated method blank
- > Greater than Result value
- E Estimated (value above quantitation range)
- S Spike Recovery outside limits due to matrix
- Narr See case narrative
- NC Not confirmed
- < Less than Result value
- J Estimated value detected below Reporting Limit

Analytical Environmental Services, Inc **Date:** 17-Mar-11

Client:	Peachtree Environmental	**Client Sample ID:**	WC-0311-JPMW-23
Project Name:	Woodall Creek	**Collection Date:**	3/8/2011 3:37:00 PM
Lab ID:	1103911-007	**Matrix:**	Groundwater

Analyses	Result	Reporting Limit	Qual	Units	BatchID	Dilution Factor	Date Analyzed	Analyst
TCL VOLATILE ORGANICS SW8260B				**(SW5030B)**				
Styrene	BRL	5.0		ug/L	143394	1	03/12/2011 19:57	SB
Tetrachloroethene	460	50		ug/L	143394	10	03/14/2011 14:45	SB
Toluene	BRL	5.0		ug/L	143394	1	03/12/2011 19:57	SB
trans-1,2-Dichloroethene	BRL	5.0		ug/L	143394	1	03/12/2011 19:57	SB
trans-1,3-Dichloropropene	BRL	5.0		ug/L	143394	1	03/12/2011 19:57	SB
Trichloroethene	120	5.0		ug/L	143394	1	03/12/2011 19:57	SB
Trichlorofluoromethane	BRL	5.0		ug/L	143394	1	03/12/2011 19:57	SB
Vinyl chloride	BRL	2.0		ug/L	143394	1	03/12/2011 19:57	SB
Surr: 4-Bromofluorobenzene	83.3	64.7-130		%REC	143394	1	03/12/2011 19:57	SB
Surr: 4-Bromofluorobenzene	91.2	64.7-130		%REC	143394	10	03/14/2011 14:45	SB
Surr: Dibromofluoromethane	91.8	80.7-129		%REC	143394	10	03/14/2011 14:45	SB
Surr: Dibromofluoromethane	106	80.7-129		%REC	143394	1	03/12/2011 19:57	SB
Surr: Toluene-d8	85.9	71.1-120		%REC	143394	10	03/14/2011 14:45	SB
Surr: Toluene-d8	97.4	71.1-120		%REC	143394	1	03/12/2011 19:57	SB

Qualifiers:

*	Value exceeds maximum contaminant level	E	Estimated (value above quantitation range)
BRL	Below reporting limit	S	Spike Recovery outside limits due to matrix
H	Holding times for preparation or analysis exceeded	Narr	See case narrative
N	Analyte not NELAC certified	NC	Not confirmed
B	Analyte detected in the associated method blank	<	Less than Result value
>	Greater than Result value	J	Estimated value detected below Reporting Limit

Analytical Environmental Services, Inc **Date:** 17-Mar-11

Client:	Peachtree Environmental	**Client Sample ID:**	WC-0311-JPMW-22
Project Name:	Woodall Creek	**Collection Date:**	3/8/2011 3:40:00 PM
Lab ID:	1103911-008	**Matrix:**	Groundwater

Analyses	Result	Reporting Limit	Qual	Units	BatchID	Dilution Factor	Date Analyzed	Analyst
TCL VOLATILE ORGANICS SW8260B				**(SW5030B)**				
1,1,1-Trichloroethane	BRL	5.0		ug/L	143394	1	03/12/2011 20:53	SB
1,1,2,2-Tetrachloroethane	BRL	5.0		ug/L	143394	1	03/12/2011 20:53	SB
1,1,2-Trichloroethane	BRL	5.0		ug/L	143394	1	03/12/2011 20:53	SB
1,1-Dichloroethane	BRL	5.0		ug/L	143394	1	03/12/2011 20:53	SB
1,1-Dichloroethene	BRL	5.0		ug/L	143394	1	03/12/2011 20:53	SB
1,2,4-Trichlorobenzene	BRL	5.0		ug/L	143394	1	03/12/2011 20:53	SB
1,2-Dibromo-3-chloropropane	BRL	5.0		ug/L	143394	1	03/12/2011 20:53	SB
1,2-Dibromoethane	BRL	5.0		ug/L	143394	1	03/12/2011 20:53	SB
1,2-Dichlorobenzene	BRL	5.0		ug/L	143394	1	03/12/2011 20:53	SB
1,2-Dichloroethane	BRL	5.0		ug/L	143394	1	03/12/2011 20:53	SB
1,2-Dichloropropane	BRL	5.0		ug/L	143394	1	03/12/2011 20:53	SB
1,3-Dichlorobenzene	BRL	5.0		ug/L	143394	1	03/12/2011 20:53	SB
1,4-Dichlorobenzene	BRL	5.0		ug/L	143394	1	03/12/2011 20:53	SB
2-Butanone	BRL	50		ug/L	143394	1	03/12/2011 20:53	SB
2-Hexanone	BRL	10		ug/L	143394	1	03/12/2011 20:53	SB
4-Methyl-2-pentanone	BRL	10		ug/L	143394	1	03/12/2011 20:53	SB
Acetone	BRL	50		ug/L	143394	1	03/12/2011 20:53	SB
Benzene	13	5.0		ug/L	143394	1	03/12/2011 20:53	SB
Bromodichloromethane	BRL	5.0		ug/L	143394	1	03/12/2011 20:53	SB
Bromoform	BRL	5.0		ug/L	143394	1	03/12/2011 20:53	SB
Bromomethane	BRL	5.0		ug/L	143394	1	03/12/2011 20:53	SB
Carbon disulfide	BRL	5.0		ug/L	143394	1	03/12/2011 20:53	SB
Carbon tetrachloride	BRL	5.0		ug/L	143394	1	03/12/2011 20:53	SB
Chlorobenzene	BRL	5.0		ug/L	143394	1	03/12/2011 20:53	SB
Chloroethane	BRL	10		ug/L	143394	1	03/12/2011 20:53	SB
Chloroform	6.2	5.0		ug/L	143394	1	03/12/2011 20:53	SB
Chloromethane	BRL	10		ug/L	143394	1	03/12/2011 20:53	SB
cis-1,2-Dichloroethene	290	50		ug/L	143394	10	03/14/2011 15:13	SB
cis-1,3-Dichloropropene	BRL	5.0		ug/L	143394	1	03/12/2011 20:53	SB
Cyclohexane	BRL	5.0		ug/L	143394	1	03/12/2011 20:53	SB
Dibromochloromethane	BRL	5.0		ug/L	143394	1	03/12/2011 20:53	SB
Dichlorodifluoromethane	BRL	10		ug/L	143394	1	03/12/2011 20:53	SB
Ethylbenzene	BRL	5.0		ug/L	143394	1	03/12/2011 20:53	SB
Freon-113	BRL	10		ug/L	143394	1	03/12/2011 20:53	SB
Isopropylbenzene	BRL	5.0		ug/L	143394	1	03/12/2011 20:53	SB
m,p-Xylene	BRL	5.0		ug/L	143394	1	03/12/2011 20:53	SB
Methyl acetate	BRL	5.0		ug/L	143394	1	03/12/2011 20:53	SB
Methyl tert-butyl ether	BRL	5.0		ug/L	143394	1	03/12/2011 20:53	SB
Methylcyclohexane	BRL	5.0		ug/L	143394	1	03/12/2011 20:53	SB
Methylene chloride	BRL	5.0		ug/L	143394	1	03/12/2011 20:53	SB
o-Xylene	BRL	5.0		ug/L	143394	1	03/12/2011 20:53	SB

Qualifiers:

- * Value exceeds maximum contaminant level
- BRL Below reporting limit
- H Holding times for preparation or analysis exceeded
- N Analyte not NELAC certified
- B Analyte detected in the associated method blank
- > Greater than Result value
- E Estimated (value above quantitation range)
- S Spike Recovery outside limits due to matrix
- Narr See case narrative
- NC Not confirmed
- < Less than Result value
- J Estimated value detected below Reporting Limit

Analytical Environmental Services, Inc **Date:** 17-Mar-11

Client:	Peachtree Environmental	**Client Sample ID:**	WC-0311-JPMW-22
Project Name:	Woodall Creek	**Collection Date:**	3/8/2011 3:40:00 PM
Lab ID:	1103911-008	**Matrix:**	Groundwater

Analyses	Result	Reporting Limit	Qual	Units	BatchID	Dilution Factor	Date Analyzed	Analyst
TCL VOLATILE ORGANICS SW8260B				**(SW5030B)**				
Styrene	BRL	5.0		ug/L	143394	1	03/12/2011 20:53	SB
Tetrachloroethene	1400	50		ug/L	143394	10	03/14/2011 15:13	SB
Toluene	BRL	5.0		ug/L	143394	1	03/12/2011 20:53	SB
trans-1,2-Dichloroethene	BRL	5.0		ug/L	143394	1	03/12/2011 20:53	SB
trans-1,3-Dichloropropene	BRL	5.0		ug/L	143394	1	03/12/2011 20:53	SB
Trichloroethene	190	50		ug/L	143394	10	03/14/2011 15:13	SB
Trichlorofluoromethane	BRL	5.0		ug/L	143394	1	03/12/2011 20:53	SB
Vinyl chloride	BRL	2.0		ug/L	143394	1	03/12/2011 20:53	SB
Surr: 4-Bromofluorobenzene	89.1	64.7-130		%REC	143394	1	03/12/2011 20:53	SB
Surr: 4-Bromofluorobenzene	88.3	64.7-130		%REC	143394	10	03/14/2011 15:13	SB
Surr: Dibromofluoromethane	91.4	80.7-129		%REC	143394	1	03/12/2011 20:53	SB
Surr: Dibromofluoromethane	90.2	80.7-129		%REC	143394	10	03/14/2011 15:13	SB
Surr: Toluene-d8	86	71.1-120		%REC	143394	10	03/14/2011 15:13	SB
Surr: Toluene-d8	96.3	71.1-120		%REC	143394	1	03/12/2011 20:53	SB

Qualifiers:

*	Value exceeds maximum contaminant level	E	Estimated (value above quantitation range)
BRL	Below reporting limit	S	Spike Recovery outside limits due to matrix
H	Holding times for preparation or analysis exceeded	Narr	See case narrative
N	Analyte not NELAC certified	NC	Not confirmed
B	Analyte detected in the associated method blank	<	Less than Result value
>	Greater than Result value	J	Estimated value detected below Reporting Limit

Analytical Environmental Services, Inc **Date:** 17-Mar-11

Client:	Peachtree Environmental	**Client Sample ID:**	WC-0311-JPMW-22D
Project Name:	Woodall Creek	**Collection Date:**	3/8/2011 3:40:00 PM
Lab ID:	1103911-009	**Matrix:**	Groundwater

Analyses	Result	Reporting Limit	Qual	Units	BatchID	Dilution Factor	Date Analyzed	Analyst
TCL VOLATILE ORGANICS SW8260B				**(SW5030B)**				
1,1,1-Trichloroethane	BRL	5.0		ug/L	143394	1	03/12/2011 21:22	SB
1,1,2,2-Tetrachloroethane	BRL	5.0		ug/L	143394	1	03/12/2011 21:22	SB
1,1,2-Trichloroethane	BRL	5.0		ug/L	143394	1	03/12/2011 21:22	SB
1,1-Dichloroethane	BRL	5.0		ug/L	143394	1	03/12/2011 21:22	SB
1,1-Dichloroethene	BRL	5.0		ug/L	143394	1	03/12/2011 21:22	SB
1,2,4-Trichlorobenzene	BRL	5.0		ug/L	143394	1	03/12/2011 21:22	SB
1,2-Dibromo-3-chloropropane	BRL	5.0		ug/L	143394	1	03/12/2011 21:22	SB
1,2-Dibromoethane	BRL	5.0		ug/L	143394	1	03/12/2011 21:22	SB
1,2-Dichlorobenzene	BRL	5.0		ug/L	143394	1	03/12/2011 21:22	SB
1,2-Dichloroethane	BRL	5.0		ug/L	143394	1	03/12/2011 21:22	SB
1,2-Dichloropropane	BRL	5.0		ug/L	143394	1	03/12/2011 21:22	SB
1,3-Dichlorobenzene	BRL	5.0		ug/L	143394	1	03/12/2011 21:22	SB
1,4-Dichlorobenzene	BRL	5.0		ug/L	143394	1	03/12/2011 21:22	SB
2-Butanone	BRL	50		ug/L	143394	1	03/12/2011 21:22	SB
2-Hexanone	BRL	10		ug/L	143394	1	03/12/2011 21:22	SB
4-Methyl-2-pentanone	BRL	10		ug/L	143394	1	03/12/2011 21:22	SB
Acetone	BRL	50		ug/L	143394	1	03/12/2011 21:22	SB
Benzene	14	5.0		ug/L	143394	1	03/12/2011 21:22	SB
Bromodichloromethane	BRL	5.0		ug/L	143394	1	03/12/2011 21:22	SB
Bromoform	BRL	5.0		ug/L	143394	1	03/12/2011 21:22	SB
Bromomethane	BRL	5.0		ug/L	143394	1	03/12/2011 21:22	SB
Carbon disulfide	BRL	5.0		ug/L	143394	1	03/12/2011 21:22	SB
Carbon tetrachloride	BRL	5.0		ug/L	143394	1	03/12/2011 21:22	SB
Chlorobenzene	BRL	5.0		ug/L	143394	1	03/12/2011 21:22	SB
Chloroethane	BRL	10		ug/L	143394	1	03/12/2011 21:22	SB
Chloroform	6.1	5.0		ug/L	143394	1	03/12/2011 21:22	SB
Chloromethane	BRL	10		ug/L	143394	1	03/12/2011 21:22	SB
cis-1,2-Dichloroethene	320	50		ug/L	143394	10	03/14/2011 15:42	SB
cis-1,3-Dichloropropene	BRL	5.0		ug/L	143394	1	03/12/2011 21:22	SB
Cyclohexane	BRL	5.0		ug/L	143394	1	03/12/2011 21:22	SB
Dibromochloromethane	BRL	5.0		ug/L	143394	1	03/12/2011 21:22	SB
Dichlorodifluoromethane	BRL	10		ug/L	143394	1	03/12/2011 21:22	SB
Ethylbenzene	BRL	5.0		ug/L	143394	1	03/12/2011 21:22	SB
Freon-113	BRL	10		ug/L	143394	1	03/12/2011 21:22	SB
Isopropylbenzene	BRL	5.0		ug/L	143394	1	03/12/2011 21:22	SB
m,p-Xylene	BRL	5.0		ug/L	143394	1	03/12/2011 21:22	SB
Methyl acetate	BRL	5.0		ug/L	143394	1	03/12/2011 21:22	SB
Methyl tert-butyl ether	BRL	5.0		ug/L	143394	1	03/12/2011 21:22	SB
Methylcyclohexane	BRL	5.0		ug/L	143394	1	03/12/2011 21:22	SB
Methylene chloride	BRL	5.0		ug/L	143394	1	03/12/2011 21:22	SB
o-Xylene	BRL	5.0		ug/L	143394	1	03/12/2011 21:22	SB

Qualifiers:

- * Value exceeds maximum contaminant level
- BRL Below reporting limit
- H Holding times for preparation or analysis exceeded
- N Analyte not NELAC certified
- B Analyte detected in the associated method blank
- > Greater than Result value
- E Estimated (value above quantitation range)
- S Spike Recovery outside limits due to matrix
- Narr See case narrative
- NC Not confirmed
- < Less than Result value
- J Estimated value detected below Reporting Limit

Analytical Environmental Services, Inc **Date:** 17-Mar-11

Client:	Peachtree Environmental	**Client Sample ID:**	WC-0311-JPMW-22D
Project Name:	Woodall Creek	**Collection Date:**	3/8/2011 3:40:00 PM
Lab ID:	1103911-009	**Matrix:**	Groundwater

Analyses	Result	Reporting Limit	Qual	Units	BatchID	Dilution Factor	Date Analyzed	Analyst
TCL VOLATILE ORGANICS SW8260B				**(SW5030B)**				
Styrene	BRL	5.0		ug/L	143394	1	03/12/2011 21:22	SB
Tetrachloroethene	1400	50		ug/L	143394	10	03/14/2011 15:42	SB
Toluene	BRL	5.0		ug/L	143394	1	03/12/2011 21:22	SB
trans-1,2-Dichloroethene	BRL	5.0		ug/L	143394	1	03/12/2011 21:22	SB
trans-1,3-Dichloropropene	BRL	5.0		ug/L	143394	1	03/12/2011 21:22	SB
Trichloroethene	200	50		ug/L	143394	10	03/14/2011 15:42	SB
Trichlorofluoromethane	BRL	5.0		ug/L	143394	1	03/12/2011 21:22	SB
Vinyl chloride	BRL	2.0		ug/L	143394	1	03/12/2011 21:22	SB
Surr: 4-Bromofluorobenzene	87.2	64.7-130		%REC	143394	1	03/12/2011 21:22	SB
Surr: 4-Bromofluorobenzene	87.9	64.7-130		%REC	143394	10	03/14/2011 15:42	SB
Surr: Dibromofluoromethane	92.4	80.7-129		%REC	143394	1	03/12/2011 21:22	SB
Surr: Dibromofluoromethane	92.3	80.7-129		%REC	143394	10	03/14/2011 15:42	SB
Surr: Toluene-d8	86.1	71.1-120		%REC	143394	10	03/14/2011 15:42	SB
Surr: Toluene-d8	91.3	71.1-120		%REC	143394	1	03/12/2011 21:22	SB

Qualifiers:

*	Value exceeds maximum contaminant level	E	Estimated (value above quantitation range)
BRL	Below reporting limit	S	Spike Recovery outside limits due to matrix
H	Holding times for preparation or analysis exceeded	Narr	See case narrative
N	Analyte not NELAC certified	NC	Not confirmed
B	Analyte detected in the associated method blank	<	Less than Result value
>	Greater than Result value	J	Estimated value detected below Reporting Limit

Analytical Environmental Services, Inc **Date:** 17-Mar-11

Client:	Peachtree Environmental	**Client Sample ID:**	WC-0311-GPMW-20
Project Name:	Woodall Creek	**Collection Date:**	3/8/2011 10:35:00 AM
Lab ID:	1103911-010	**Matrix:**	Groundwater

Analyses	Result	Reporting Limit	Qual	Units	BatchID	Dilution Factor	Date Analyzed	Analyst
TCL VOLATILE ORGANICS SW8260B				**(SW5030B)**				
1,1,1-Trichloroethane	BRL	5.0		ug/L	143394	1	03/12/2011 21:50	SB
1,1,2,2-Tetrachloroethane	BRL	5.0		ug/L	143394	1	03/12/2011 21:50	SB
1,1,2-Trichloroethane	BRL	5.0		ug/L	143394	1	03/12/2011 21:50	SB
1,1-Dichloroethane	BRL	5.0		ug/L	143394	1	03/12/2011 21:50	SB
1,1-Dichloroethene	BRL	5.0		ug/L	143394	1	03/12/2011 21:50	SB
1,2,4-Trichlorobenzene	BRL	5.0		ug/L	143394	1	03/12/2011 21:50	SB
1,2-Dibromo-3-chloropropane	BRL	5.0		ug/L	143394	1	03/12/2011 21:50	SB
1,2-Dibromoethane	BRL	5.0		ug/L	143394	1	03/12/2011 21:50	SB
1,2-Dichlorobenzene	BRL	5.0		ug/L	143394	1	03/12/2011 21:50	SB
1,2-Dichloroethane	BRL	5.0		ug/L	143394	1	03/12/2011 21:50	SB
1,2-Dichloropropane	BRL	5.0		ug/L	143394	1	03/12/2011 21:50	SB
1,3-Dichlorobenzene	BRL	5.0		ug/L	143394	1	03/12/2011 21:50	SB
1,4-Dichlorobenzene	BRL	5.0		ug/L	143394	1	03/12/2011 21:50	SB
2-Butanone	BRL	50		ug/L	143394	1	03/12/2011 21:50	SB
2-Hexanone	BRL	10		ug/L	143394	1	03/12/2011 21:50	SB
4-Methyl-2-pentanone	BRL	10		ug/L	143394	1	03/12/2011 21:50	SB
Acetone	BRL	50		ug/L	143394	1	03/12/2011 21:50	SB
Benzene	BRL	5.0		ug/L	143394	1	03/12/2011 21:50	SB
Bromodichloromethane	BRL	5.0		ug/L	143394	1	03/12/2011 21:50	SB
Bromoform	BRL	5.0		ug/L	143394	1	03/12/2011 21:50	SB
Bromomethane	BRL	5.0		ug/L	143394	1	03/12/2011 21:50	SB
Carbon disulfide	BRL	5.0		ug/L	143394	1	03/12/2011 21:50	SB
Carbon tetrachloride	BRL	5.0		ug/L	143394	1	03/12/2011 21:50	SB
Chlorobenzene	BRL	5.0		ug/L	143394	1	03/12/2011 21:50	SB
Chloroethane	BRL	10		ug/L	143394	1	03/12/2011 21:50	SB
Chloroform	BRL	5.0		ug/L	143394	1	03/12/2011 21:50	SB
Chloromethane	BRL	10		ug/L	143394	1	03/12/2011 21:50	SB
cis-1,2-Dichloroethene	14	5.0		ug/L	143394	1	03/12/2011 21:50	SB
cis-1,3-Dichloropropene	BRL	5.0		ug/L	143394	1	03/12/2011 21:50	SB
Cyclohexane	BRL	5.0		ug/L	143394	1	03/12/2011 21:50	SB
Dibromochloromethane	BRL	5.0		ug/L	143394	1	03/12/2011 21:50	SB
Dichlorodifluoromethane	BRL	10		ug/L	143394	1	03/12/2011 21:50	SB
Ethylbenzene	BRL	5.0		ug/L	143394	1	03/12/2011 21:50	SB
Freon-113	BRL	10		ug/L	143394	1	03/12/2011 21:50	SB
Isopropylbenzene	BRL	5.0		ug/L	143394	1	03/12/2011 21:50	SB
m,p-Xylene	BRL	5.0		ug/L	143394	1	03/12/2011 21:50	SB
Methyl acetate	BRL	5.0		ug/L	143394	1	03/12/2011 21:50	SB
Methyl tert-butyl ether	BRL	5.0		ug/L	143394	1	03/12/2011 21:50	SB
Methylcyclohexane	BRL	5.0		ug/L	143394	1	03/12/2011 21:50	SB
Methylene chloride	BRL	5.0		ug/L	143394	1	03/12/2011 21:50	SB
o-Xylene	BRL	5.0		ug/L	143394	1	03/12/2011 21:50	SB

Qualifiers:

- * Value exceeds maximum contaminant level
- BRL Below reporting limit
- H Holding times for preparation or analysis exceeded
- N Analyte not NELAC certified
- B Analyte detected in the associated method blank
- > Greater than Result value
- E Estimated (value above quantitation range)
- S Spike Recovery outside limits due to matrix
- Narr See case narrative
- NC Not confirmed
- < Less than Result value
- J Estimated value detected below Reporting Limit

Analytical Environmental Services, Inc **Date:** 17-Mar-11

Client:	Peachtree Environmental	**Client Sample ID:**	WC-0311-GPMW-20
Project Name:	Woodall Creek	**Collection Date:**	3/8/2011 10:35:00 AM
Lab ID:	1103911-010	**Matrix:**	Groundwater

Analyses	Result	Reporting Limit	Qual	Units	BatchID	Dilution Factor	Date Analyzed	Analyst
TCL VOLATILE ORGANICS SW8260B				**(SW5030B)**				
Styrene	BRL	5.0		ug/L	143394	1	03/12/2011 21:50	SB
Tetrachloroethene	120	5.0		ug/L	143394	1	03/12/2011 21:50	SB
Toluene	BRL	5.0		ug/L	143394	1	03/12/2011 21:50	SB
trans-1,2-Dichloroethene	BRL	5.0		ug/L	143394	1	03/12/2011 21:50	SB
trans-1,3-Dichloropropene	BRL	5.0		ug/L	143394	1	03/12/2011 21:50	SB
Trichloroethene	15	5.0		ug/L	143394	1	03/12/2011 21:50	SB
Trichlorofluoromethane	BRL	5.0		ug/L	143394	1	03/12/2011 21:50	SB
Vinyl chloride	BRL	2.0		ug/L	143394	1	03/12/2011 21:50	SB
Surr: 4-Bromofluorobenzene	91.6	64.7-130		%REC	143394	1	03/12/2011 21:50	SB
Surr: Dibromofluoromethane	90.4	80.7-129		%REC	143394	1	03/12/2011 21:50	SB
Surr: Toluene-d8	90.5	71.1-120		%REC	143394	1	03/12/2011 21:50	SB

Qualifiers:

*	Value exceeds maximum contaminant level	E	Estimated (value above quantitation range)
BRL	Below reporting limit	S	Spike Recovery outside limits due to matrix
H	Holding times for preparation or analysis exceeded	Narr	See case narrative
N	Analyte not NELAC certified	NC	Not confirmed
B	Analyte detected in the associated method blank	<	Less than Result value
>	Greater than Result value	J	Estimated value detected below Reporting Limit

Analytical Environmental Services, Inc **Date:** 17-Mar-11

Client:	Peachtree Environmental	**Client Sample ID:**	WC-0311-JPMW-21
Project Name:	Woodall Creek	**Collection Date:**	3/8/2011 4:35:00 PM
Lab ID:	1103911-011	**Matrix:**	Groundwater

Analyses	Result	Reporting Limit	Qual	Units	BatchID	Dilution Factor	Date Analyzed	Analyst
TCL VOLATILE ORGANICS SW8260B				**(SW5030B)**				
1,1,1-Trichloroethane	BRL	5.0		ug/L	143394	1	03/12/2011 22:19	SB
1,1,2,2-Tetrachloroethane	BRL	5.0		ug/L	143394	1	03/12/2011 22:19	SB
1,1,2-Trichloroethane	BRL	5.0		ug/L	143394	1	03/12/2011 22:19	SB
1,1-Dichloroethane	BRL	5.0		ug/L	143394	1	03/12/2011 22:19	SB
1,1-Dichloroethene	BRL	5.0		ug/L	143394	1	03/12/2011 22:19	SB
1,2,4-Trichlorobenzene	BRL	5.0		ug/L	143394	1	03/12/2011 22:19	SB
1,2-Dibromo-3-chloropropane	BRL	5.0		ug/L	143394	1	03/12/2011 22:19	SB
1,2-Dibromoethane	BRL	5.0		ug/L	143394	1	03/12/2011 22:19	SB
1,2-Dichlorobenzene	BRL	5.0		ug/L	143394	1	03/12/2011 22:19	SB
1,2-Dichloroethane	BRL	5.0		ug/L	143394	1	03/12/2011 22:19	SB
1,2-Dichloropropane	BRL	5.0		ug/L	143394	1	03/12/2011 22:19	SB
1,3-Dichlorobenzene	BRL	5.0		ug/L	143394	1	03/12/2011 22:19	SB
1,4-Dichlorobenzene	BRL	5.0		ug/L	143394	1	03/12/2011 22:19	SB
2-Butanone	BRL	50		ug/L	143394	1	03/12/2011 22:19	SB
2-Hexanone	BRL	10		ug/L	143394	1	03/12/2011 22:19	SB
4-Methyl-2-pentanone	BRL	10		ug/L	143394	1	03/12/2011 22:19	SB
Acetone	BRL	50		ug/L	143394	1	03/12/2011 22:19	SB
Benzene	BRL	5.0		ug/L	143394	1	03/12/2011 22:19	SB
Bromodichloromethane	BRL	5.0		ug/L	143394	1	03/12/2011 22:19	SB
Bromoform	BRL	5.0		ug/L	143394	1	03/12/2011 22:19	SB
Bromomethane	BRL	5.0		ug/L	143394	1	03/12/2011 22:19	SB
Carbon disulfide	BRL	5.0		ug/L	143394	1	03/12/2011 22:19	SB
Carbon tetrachloride	BRL	5.0		ug/L	143394	1	03/12/2011 22:19	SB
Chlorobenzene	BRL	5.0		ug/L	143394	1	03/12/2011 22:19	SB
Chloroethane	BRL	10		ug/L	143394	1	03/12/2011 22:19	SB
Chloroform	BRL	5.0		ug/L	143394	1	03/12/2011 22:19	SB
Chloromethane	BRL	10		ug/L	143394	1	03/12/2011 22:19	SB
cis-1,2-Dichloroethene	99	5.0		ug/L	143394	1	03/12/2011 22:19	SB
cis-1,3-Dichloropropene	BRL	5.0		ug/L	143394	1	03/12/2011 22:19	SB
Cyclohexane	BRL	5.0		ug/L	143394	1	03/12/2011 22:19	SB
Dibromochloromethane	BRL	5.0		ug/L	143394	1	03/12/2011 22:19	SB
Dichlorodifluoromethane	BRL	10		ug/L	143394	1	03/12/2011 22:19	SB
Ethylbenzene	BRL	5.0		ug/L	143394	1	03/12/2011 22:19	SB
Freon-113	BRL	10		ug/L	143394	1	03/12/2011 22:19	SB
Isopropylbenzene	BRL	5.0		ug/L	143394	1	03/12/2011 22:19	SB
m,p-Xylene	BRL	5.0		ug/L	143394	1	03/12/2011 22:19	SB
Methyl acetate	BRL	5.0		ug/L	143394	1	03/12/2011 22:19	SB
Methyl tert-butyl ether	BRL	5.0		ug/L	143394	1	03/12/2011 22:19	SB
Methylcyclohexane	BRL	5.0		ug/L	143394	1	03/12/2011 22:19	SB
Methylene chloride	BRL	5.0		ug/L	143394	1	03/12/2011 22:19	SB
o-Xylene	BRL	5.0		ug/L	143394	1	03/12/2011 22:19	SB

Qualifiers:

- * Value exceeds maximum contaminant level
- BRL Below reporting limit
- H Holding times for preparation or analysis exceeded
- N Analyte not NELAC certified
- B Analyte detected in the associated method blank
- > Greater than Result value
- E Estimated (value above quantitation range)
- S Spike Recovery outside limits due to matrix
- Narr See case narrative
- NC Not confirmed
- < Less than Result value
- J Estimated value detected below Reporting Limit

Analytical Environmental Services, Inc **Date:** 17-Mar-11

Client:	Peachtree Environmental	**Client Sample ID:**	WC-0311-JPMW-21
Project Name:	Woodall Creek	**Collection Date:**	3/8/2011 4:35:00 PM
Lab ID:	1103911-011	**Matrix:**	Groundwater

Analyses	Result	Reporting Limit	Qual	Units	BatchID	Dilution Factor	Date Analyzed	Analyst
TCL VOLATILE ORGANICS SW8260B				**(SW5030B)**				
Styrene	BRL	5.0		ug/L	143394	1	03/12/2011 22:19	SB
Tetrachloroethene	330	50		ug/L	143394	10	03/14/2011 16:10	SB
Toluene	BRL	5.0		ug/L	143394	1	03/12/2011 22:19	SB
trans-1,2-Dichloroethene	BRL	5.0		ug/L	143394	1	03/12/2011 22:19	SB
trans-1,3-Dichloropropene	BRL	5.0		ug/L	143394	1	03/12/2011 22:19	SB
Trichloroethene	100	5.0		ug/L	143394	1	03/12/2011 22:19	SB
Trichlorofluoromethane	BRL	5.0		ug/L	143394	1	03/12/2011 22:19	SB
Vinyl chloride	BRL	2.0		ug/L	143394	1	03/12/2011 22:19	SB
Surr: 4-Bromofluorobenzene	87.6	64.7-130		%REC	143394	10	03/14/2011 16:10	SB
Surr: 4-Bromofluorobenzene	93.6	64.7-130		%REC	143394	1	03/12/2011 22:19	SB
Surr: Dibromofluoromethane	92	80.7-129		%REC	143394	1	03/12/2011 22:19	SB
Surr: Dibromofluoromethane	93.8	80.7-129		%REC	143394	10	03/14/2011 16:10	SB
Surr: Toluene-d8	89.7	71.1-120		%REC	143394	10	03/14/2011 16:10	SB
Surr: Toluene-d8	93.4	71.1-120		%REC	143394	1	03/12/2011 22:19	SB

Qualifiers:

*	Value exceeds maximum contaminant level	E	Estimated (value above quantitation range)
BRL	Below reporting limit	S	Spike Recovery outside limits due to matrix
H	Holding times for preparation or analysis exceeded	Narr	See case narrative
N	Analyte not NELAC certified	NC	Not confirmed
B	Analyte detected in the associated method blank	<	Less than Result value
>	Greater than Result value	J	Estimated value detected below Reporting Limit

Analytical Environmental Services, Inc **Date:** 17-Mar-11

Client:	Peachtree Environmental	**Client Sample ID:**	TRIP BLANK
Project Name:	Woodall Creek	**Collection Date:**	3/9/2011
Lab ID:	1103911-012	**Matrix:**	Aqueous

Analyses	Result	Reporting Limit	Qual	Units	BatchID	Dilution Factor	Date Analyzed	Analyst
TCL VOLATILE ORGANICS SW8260B				**(SW5030B)**				
1,1,1-Trichloroethane	BRL	5.0		ug/L	143394	1	03/12/2011 14:18	SB
1,1,2,2-Tetrachloroethane	BRL	5.0		ug/L	143394	1	03/12/2011 14:18	SB
1,1,2-Trichloroethane	BRL	5.0		ug/L	143394	1	03/12/2011 14:18	SB
1,1-Dichloroethane	BRL	5.0		ug/L	143394	1	03/12/2011 14:18	SB
1,1-Dichloroethene	BRL	5.0		ug/L	143394	1	03/12/2011 14:18	SB
1,2,4-Trichlorobenzene	BRL	5.0		ug/L	143394	1	03/12/2011 14:18	SB
1,2-Dibromo-3-chloropropane	BRL	5.0		ug/L	143394	1	03/12/2011 14:18	SB
1,2-Dibromoethane	BRL	5.0		ug/L	143394	1	03/12/2011 14:18	SB
1,2-Dichlorobenzene	BRL	5.0		ug/L	143394	1	03/12/2011 14:18	SB
1,2-Dichloroethane	BRL	5.0		ug/L	143394	1	03/12/2011 14:18	SB
1,2-Dichloropropane	BRL	5.0		ug/L	143394	1	03/12/2011 14:18	SB
1,3-Dichlorobenzene	BRL	5.0		ug/L	143394	1	03/12/2011 14:18	SB
1,4-Dichlorobenzene	BRL	5.0		ug/L	143394	1	03/12/2011 14:18	SB
2-Butanone	BRL	50		ug/L	143394	1	03/12/2011 14:18	SB
2-Hexanone	BRL	10		ug/L	143394	1	03/12/2011 14:18	SB
4-Methyl-2-pentanone	BRL	10		ug/L	143394	1	03/12/2011 14:18	SB
Acetone	BRL	50		ug/L	143394	1	03/12/2011 14:18	SB
Benzene	BRL	5.0		ug/L	143394	1	03/12/2011 14:18	SB
Bromodichloromethane	BRL	5.0		ug/L	143394	1	03/12/2011 14:18	SB
Bromoform	BRL	5.0		ug/L	143394	1	03/12/2011 14:18	SB
Bromomethane	BRL	5.0		ug/L	143394	1	03/12/2011 14:18	SB
Carbon disulfide	BRL	5.0		ug/L	143394	1	03/12/2011 14:18	SB
Carbon tetrachloride	BRL	5.0		ug/L	143394	1	03/12/2011 14:18	SB
Chlorobenzene	BRL	5.0		ug/L	143394	1	03/12/2011 14:18	SB
Chloroethane	BRL	10		ug/L	143394	1	03/12/2011 14:18	SB
Chloroform	BRL	5.0		ug/L	143394	1	03/12/2011 14:18	SB
Chloromethane	BRL	10		ug/L	143394	1	03/12/2011 14:18	SB
cis-1,2-Dichloroethene	BRL	5.0		ug/L	143394	1	03/12/2011 14:18	SB
cis-1,3-Dichloropropene	BRL	5.0		ug/L	143394	1	03/12/2011 14:18	SB
Cyclohexane	BRL	5.0		ug/L	143394	1	03/12/2011 14:18	SB
Dibromochloromethane	BRL	5.0		ug/L	143394	1	03/12/2011 14:18	SB
Dichlorodifluoromethane	BRL	10		ug/L	143394	1	03/12/2011 14:18	SB
Ethylbenzene	BRL	5.0		ug/L	143394	1	03/12/2011 14:18	SB
Freon-113	BRL	10		ug/L	143394	1	03/12/2011 14:18	SB
Isopropylbenzene	BRL	5.0		ug/L	143394	1	03/12/2011 14:18	SB
m,p-Xylene	BRL	5.0		ug/L	143394	1	03/12/2011 14:18	SB
Methyl acetate	BRL	5.0		ug/L	143394	1	03/12/2011 14:18	SB
Methyl tert-butyl ether	BRL	5.0		ug/L	143394	1	03/12/2011 14:18	SB
Methylcyclohexane	BRL	5.0		ug/L	143394	1	03/12/2011 14:18	SB
Methylene chloride	BRL	5.0		ug/L	143394	1	03/12/2011 14:18	SB
o-Xylene	BRL	5.0		ug/L	143394	1	03/12/2011 14:18	SB

Qualifiers:

- * Value exceeds maximum contaminant level
- BRL Below reporting limit
- H Holding times for preparation or analysis exceeded
- N Analyte not NELAC certified
- B Analyte detected in the associated method blank
- > Greater than Result value
- E Estimated (value above quantitation range)
- S Spike Recovery outside limits due to matrix
- Narr See case narrative
- NC Not confirmed
- < Less than Result value
- J Estimated value detected below Reporting Limit

Analytical Environmental Services, Inc **Date:** 17-Mar-11

Client:	Peachtree Environmental	**Client Sample ID:**	TRIP BLANK
Project Name:	Woodall Creek	**Collection Date:**	3/9/2011
Lab ID:	1103911-012	**Matrix:**	Aqueous

Analyses	Result	Reporting Limit	Qual	Units	BatchID	Dilution Factor	Date Analyzed	Analyst
TCL VOLATILE ORGANICS SW8260B				**(SW5030B)**				
Styrene	BRL	5.0		ug/L	143394	1	03/12/2011 14:18	SB
Tetrachloroethene	BRL	5.0		ug/L	143394	1	03/12/2011 14:18	SB
Toluene	BRL	5.0		ug/L	143394	1	03/12/2011 14:18	SB
trans-1,2-Dichloroethene	BRL	5.0		ug/L	143394	1	03/12/2011 14:18	SB
trans-1,3-Dichloropropene	BRL	5.0		ug/L	143394	1	03/12/2011 14:18	SB
Trichloroethene	BRL	5.0		ug/L	143394	1	03/12/2011 14:18	SB
Trichlorofluoromethane	BRL	5.0		ug/L	143394	1	03/12/2011 14:18	SB
Vinyl chloride	BRL	2.0		ug/L	143394	1	03/12/2011 14:18	SB
Surr: 4-Bromofluorobenzene	96.9	64.7-130		%REC	143394	1	03/12/2011 14:18	SB
Surr: Dibromofluoromethane	97.5	80.7-129		%REC	143394	1	03/12/2011 14:18	SB
Surr: Toluene-d8	96.8	71.1-120		%REC	143394	1	03/12/2011 14:18	SB

Qualifiers:

*	Value exceeds maximum contaminant level	E	Estimated (value above quantitation range)
BRL	Below reporting limit	S	Spike Recovery outside limits due to matrix
H	Holding times for preparation or analysis exceeded	Narr	See case narrative
N	Analyte not NELAC certified	NC	Not confirmed
B	Analyte detected in the associated method blank	<	Less than Result value
>	Greater than Result value	J	Estimated value detected below Reporting Limit

Analytical Environmental Services, Inc.

Sample/Cooler Receipt Checklist

Client Peachtree Env Work Order Number 1103911

Checklist completed by Mark 3/9/11
Signature Date

Carrier name: FedEx __ UPS __ Courier __ Client / US Mail __ Other _____

Shipping container/cooler in good condition? Yes / No __ Not Present __

Custody seals intact on shipping container/cooler? Yes __ No __ Not Present /

Custody seals intact on sample bottles? Yes __ No __ Not Present /

Container/Temp Blank temperature in compliance? (4°C±2)* Yes / No __

Cooler #1 4.2°c Cooler #2 _____ Cooler #3 _____ Cooler #4 _____ Cooler#5 _____ Cooler #6 _____

Chain of custody present? Yes / No __

Chain of custody signed when relinquished and received? Yes / No __

Chain of custody agrees with sample labels? Yes ✓ No x AE 3/17/11

Samples in proper container/bottle? Yes / No __

Sample containers intact? Yes / No __

Sufficient sample volume for indicated test? Yes / No __

All samples received within holding time? Yes / No __

Was TAT marked on the COC? Yes / No __

Proceed with Standard TAT as per project history? Yes __ No __ Not Applicable /

Water - VOA vials have zero headspace? No VOA vials submitted __ Yes / No __

Water - pH acceptable upon receipt? Yes / No __ Not Applicable __

Adjusted? _____ Checked by _____

Sample Condition: Good / Other(Explain) _____

(For diffusive samples or AIHA lead) Is a known blank included? Yes __ No /

See Case Narrative for resolution of the Non-Conformance.

* Samples do not have to comply with the given range for certain parameters.

\L\Quality Assurance\Checklists Procedures Sign-Off Templates\Checklists\Sample Receipt Checklists\Sample_Cooler_Receipt_Checklist

Client: Peachtree Environmental
Project Name: Woodall Creek
Workorder: 1103911

ANALYTICAL QC SUMMARY REPORT

BatchID: 143394

Sample ID: **MB-143394** Client ID: Units: **ug/L** Prep Date: **03/12/2011** Run No: **192410**
SampleType: **MBLK** TestCode: **TCL VOLATILE ORGANICS SW8260B** BatchID: **143394** Analysis Date: **03/12/2011** Seq No: **4013983**

Analyte	Result	RPT Limit	SPK value	SPK Ref Val	%REC	Low Limit	High Limit	RPD Ref Val	%RPD	RPD Limit	Qual
1,1,1-Trichloroethane	BRL	5.0	0	0	0	0	0	0	0	0	
1,1,2,2-Tetrachloroethane	BRL	5.0	0	0	0	0	0	0	0	0	
1,1,2-Trichloroethane	BRL	5.0	0	0	0	0	0	0	0	0	
1,1-Dichloroethane	BRL	5.0	0	0	0	0	0	0	0	0	
1,1-Dichloroethene	BRL	5.0	0	0	0	0	0	0	0	0	
1,2,4-Trichlorobenzene	BRL	5.0	0	0	0	0	0	0	0	0	
1,2-Dibromo-3-chloropropane	BRL	5.0	0	0	0	0	0	0	0	0	
1,2-Dibromoethane	BRL	5.0	0	0	0	0	0	0	0	0	
1,2-Dichlorobenzene	BRL	5.0	0	0	0	0	0	0	0	0	
1,2-Dichloroethane	BRL	5.0	0	0	0	0	0	0	0	0	
1,2-Dichloropropane	BRL	5.0	0	0	0	0	0	0	0	0	
1,3-Dichlorobenzene	BRL	5.0	0	0	0	0	0	0	0	0	
1,4-Dichlorobenzene	BRL	5.0	0	0	0	0	0	0	0	0	
2-Butanone	BRL	50	0	0	0	0	0	0	0	0	
2-Hexanone	BRL	10	0	0	0	0	0	0	0	0	
4-Methyl-2-pentanone	BRL	10	0	0	0	0	0	0	0	0	
Acetone	BRL	50	0	0	0	0	0	0	0	0	
Benzene	BRL	5.0	0	0	0	0	0	0	0	0	
Bromodichloromethane	BRL	5.0	0	0	0	0	0	0	0	0	
Bromoform	BRL	5.0	0	0	0	0	0	0	0	0	
Bromomethane	BRL	5.0	0	0	0	0	0	0	0	0	
Carbon disulfide	BRL	5.0	0	0	0	0	0	0	0	0	
Carbon tetrachloride	BRL	5.0	0	0	0	0	0	0	0	0	
Chlorobenzene	BRL	5.0	0	0	0	0	0	0	0	0	
Chloroethane	BRL	10	0	0	0	0	0	0	0	0	
Chloroform	BRL	5.0	0	0	0	0	0	0	0	0	
Chloromethane	BRL	10	0	0	0	0	0	0	0	0	

Qualifiers:

>	Greater than Result value	<	Less than Result value	B	Analyte detected in the associated method blank
BRL	Below reporting limit	E	Estimated (value above quantitation range)	H	Holding times for preparation or analysis exceeded
J	Estimated value detected below Reporting Limit	N	Analyte not NELAC certified	R	RPD outside limits due to matrix
Rpt Lim	Reporting Limit	S	Spike Recovery outside limits due to matrix		

Client: Peachtree Environmental
Project Name: Woodall Creek
Workorder: 1103911

ANALYTICAL QC SUMMARY REPORT

BatchID: 143394

Sample ID: **MB-143394** Client ID: Units: **ug/L** Prep Date: **03/12/2011** Run No: **192410**
SampleType: **MBLK** TestCode: **TCL VOLATILE ORGANICS SW8260B** BatchID: **143394** Analysis Date: **03/12/2011** Seq No: **4013983**

Analyte	Result	RPT Limit	SPK value	SPK Ref Val	%REC	Low Limit	High Limit	RPD Ref Val	%RPD	RPD Limit	Qual
cis-1,2-Dichloroethene	BRL	5.0	0	0	0	0	0	0	0	0	
cis-1,3-Dichloropropene	BRL	5.0	0	0	0	0	0	0	0	0	
Cyclohexane	BRL	5.0	0	0	0	0	0	0	0	0	
Dibromochloromethane	BRL	5.0	0	0	0	0	0	0	0	0	
Dichlorodifluoromethane	BRL	10	0	0	0	0	0	0	0	0	
Ethylbenzene	BRL	5.0	0	0	0	0	0	0	0	0	
Freon-113	BRL	10	0	0	0	0	0	0	0	0	
Isopropylbenzene	BRL	5.0	0	0	0	0	0	0	0	0	
m,p-Xylene	BRL	5.0	0	0	0	0	0	0	0	0	
Methyl acetate	BRL	5.0	0	0	0	0	0	0	0	0	
Methyl tert-butyl ether	BRL	5.0	0	0	0	0	0	0	0	0	
Methylcyclohexane	BRL	5.0	0	0	0	0	0	0	0	0	
Methylene chloride	BRL	5.0	0	0	0	0	0	0	0	0	
o-Xylene	BRL	5.0	0	0	0	0	0	0	0	0	
Styrene	BRL	5.0	0	0	0	0	0	0	0	0	
Tetrachloroethene	BRL	5.0	0	0	0	0	0	0	0	0	
Toluene	BRL	5.0	0	0	0	0	0	0	0	0	
trans-1,2-Dichloroethene	BRL	5.0	0	0	0	0	0	0	0	0	
trans-1,3-Dichloropropene	BRL	5.0	0	0	0	0	0	0	0	0	
Trichloroethene	BRL	5.0	0	0	0	0	0	0	0	0	
Trichlorofluoromethane	BRL	5.0	0	0	0	0	0	0	0	0	
Vinyl chloride	BRL	2.0	0	0	0	0	0	0	0	0	
Surr: 4-Bromofluorobenzene	45.26	0	50	0	90.5	64.7	130	0	0	0	
Surr: Dibromofluoromethane	47.26	0	50	0	94.5	80.7	129	0	0	0	
Surr: Toluene-d8	46.88	0	50	0	93.8	71.1	120	0	0	0	

Qualifiers:

>	Greater than Result value	<	Less than Result value	B	Analyte detected in the associated method blank
BRL	Below reporting limit	E	Estimated (value above quantitation range)	H	Holding times for preparation or analysis exceeded
J	Estimated value detected below Reporting Limit	N	Analyte not NELAC certified	R	RPD outside limits due to matrix
Rpt Lim	Reporting Limit	S	Spike Recovery outside limits due to matrix		

Client: Peachtree Environmental
Project Name: Woodall Creek
Workorder: 1103911

ANALYTICAL QC SUMMARY REPORT

BatchID: 143394

Sample ID: **LCS-143394** Client ID: Units: **ug/L** Prep Date: **03/12/2011** Run No: **192410**
SampleType: **LCS** TestCode: **TCL VOLATILE ORGANICS SW8260B** BatchID: **143394** Analysis Date: **03/12/2011** Seq No: **4013980**

Analyte	Result	RPT Limit	SPK value	SPK Ref Val	%REC	Low Limit	High Limit	RPD Ref Val	%RPD	RPD Limit	Qual
1,1-Dichloroethene	53.25	5.0	50	0	106	60	140	0	0	0	
Benzene	52.24	5.0	50	0	104	70	130	0	0	0	
Chlorobenzene	49.80	5.0	50	0	99.6	70	130	0	0	0	
Toluene	51.26	5.0	50	0	103	70	130	0	0	0	
Trichloroethene	49.66	5.0	50	0	99.3	70	130	0	0	0	
Surr: 4-Bromofluorobenzene	50.40	0	50	0	101	64.7	130	0	0	0	
Surr: Dibromofluoromethane	50.67	0	50	0	101	80.7	129	0	0	0	
Surr: Toluene-d8	49.16	0	50	0	98.3	71.1	120	0	0	0	

Sample ID: **1103911-001AMS** Client ID: **WC-0311-RPMW-15** Units: **ug/L** Prep Date: **03/12/2011** Run No: **192410**
SampleType: **MS** TestCode: **TCL VOLATILE ORGANICS SW8260B** BatchID: **143394** Analysis Date: **03/12/2011** Seq No: **4013997**

Analyte	Result	RPT Limit	SPK value	SPK Ref Val	%REC	Low Limit	High Limit	RPD Ref Val	%RPD	RPD Limit	Qual
1,1-Dichloroethene	59.81	5.0	50	0	120	46.2	183	0	0	0	
Benzene	63.48	5.0	50	0	127	62.2	143	0	0	0	
Chlorobenzene	57.31	5.0	50	0	115	72.2	137	0	0	0	
Toluene	60.41	5.0	50	0	121	57.8	149	0	0	0	
Trichloroethene	388.1	5.0	50	313.4	149	70.5	149	0	0	0	SE
Surr: 4-Bromofluorobenzene	54.58	0	50	0	109	64.7	130	0	0	0	
Surr: Dibromofluoromethane	50.04	0	50	0	100	80.7	129	0	0	0	
Surr: Toluene-d8	51.10	0	50	0	102	71.1	120	0	0	0	

Sample ID: **1103911-001AMSD** Client ID: **WC-0311-RPMW-15** Units: **ug/L** Prep Date: **03/12/2011** Run No: **192410**
SampleType: **MSD** TestCode: **TCL VOLATILE ORGANICS SW8260B** BatchID: **143394** Analysis Date: **03/12/2011** Seq No: **4013999**

Analyte	Result	RPT Limit	SPK value	SPK Ref Val	%REC	Low Limit	High Limit	RPD Ref Val	%RPD	RPD Limit	Qual
1,1-Dichloroethene	62.39	5.0	50	0	125	46.2	183	59.81	4.22	20	
Benzene	58.76	5.0	50	0	118	62.2	143	63.48	7.72	20	

Qualifiers:

>	Greater than Result value	<	Less than Result value	B	Analyte detected in the associated method blank
BRL	Below reporting limit	E	Estimated (value above quantitation range)	H	Holding times for preparation or analysis exceeded
J	Estimated value detected below Reporting Limit	N	Analyte not NELAC certified	R	RPD outside limits due to matrix
Rpt Lim	Reporting Limit	S	Spike Recovery outside limits due to matrix		

Client: Peachtree Environmental
Project Name: Woodall Creek
Workorder: 1103911

ANALYTICAL QC SUMMARY REPORT

BatchID: 143394

Sample ID: **1103911-001AMSD** Client ID: **WC-0311-RPMW-15** Units: **ug/L** Prep Date: **03/12/2011** Run No: **192410**
SampleType: **MSD** TestCode: **TCL VOLATILE ORGANICS SW8260B** BatchID: **143394** Analysis Date: **03/12/2011** Seq No: **4013999**

Analyte	Result	RPT Limit	SPK value	SPK Ref Val	%REC	Low Limit	High Limit	RPD Ref Val	%RPD	RPD Limit	Qual
Chlorobenzene	55.08	5.0	50	0	110	72.2	137	57.31	3.97	20	
Toluene	58.97	5.0	50	0	118	57.8	149	60.41	2.41	20	
Trichloroethene	365.9	5.0	50	313.4	105	70.5	149	388.1	5.88	20	E
Surr: 4-Bromofluorobenzene	51.65	0	50	0	103	64.7	130	54.58	0	0	
Surr: Dibromofluoromethane	53.33	0	50	0	107	80.7	129	50.04	0	0	
Surr: Toluene-d8	51.45	0	50	0	103	71.1	120	51.10	0	0	

Qualifiers:

>	Greater than Result value	<	Less than Result value	B	Analyte detected in the associated method blank
BRL	Below reporting limit	E	Estimated (value above quantitation range)	H	Holding times for preparation or analysis exceeded
J	Estimated value detected below Reporting Limit	N	Analyte not NELAC certified	R	RPD outside limits due to matrix
Rpt Lim	Reporting Limit	S	Spike Recovery outside limits due to matrix		

State of Florida
Department of Health, Bureau of Laboratories

This is to certify that

E87582

ANALYTICAL ENVIRONMENTAL SERVICES, INC.
3785 PRESIDENTIAL PARKWAY
ATLANTA, GA 30340

has complied with Florida Administrative Code 64E-1,
for the examination of Environmental samples in the following categories

DRINKING WATER - MICROBIOLOGY, NON-POTABLE WATER - EXTRACTABLE ORGANICS, NON-POTABLE WATER - GENERAL CHEMISTRY, NON-POTABLE WATER - METALS, NON-POTABLE WATER - MICROBIOLOGY, NON-POTABLE WATER - PESTICIDES-HERBICIDES-PCB'S, NON-POTABLE WATER - VOLATILE ORGANICS, SOLID AND CHEMICAL MATERIALS - EXTRACTABLE ORGANICS, SOLID AND CHEMICAL MATERIALS - GENERAL CHEMISTRY, SOLID AND CHEMICAL MATERIALS - METALS, SOLID AND CHEMICAL MATERIALS - PESTICIDES-HERBICIDES-PCB'S, SOLID AND CHEMICAL MATERIALS - VOLATILE ORGANICS

Continued certification is contingent upon successful on-going compliance with the NELAC Standards and FAC Rule 64E-1 regulations. Specific methods and analytes certified are cited on the Laboratory Scope of Accreditation for this laboratory and are on file at the Bureau of Laboratories, P. O. Box 210, Jacksonville, Florida 32231. Clients and customers are urged to verify with this agency the laboratory's certification status in Florida for particular methods and analytes.

EFFECTIVE July 01, 2010 THROUGH June 30, 2011

Max Salfinger, M.D.
Chief, Bureau of Laboratories
Florida Department of Health
DH Form 1697, 7/04
NON-TRANSFERABLE E87582-15-07/01/2010
Supersedes all previously issued certificates

AES

ANALYTICAL ENVIRONMENTAL SERVICES, INC.

March 22, 2011

Art Picken
Peachtree Environmental
5384 Chaversham Lane
Norcross GA 300922167

TEL: (770) 449-6100
FAX: (770) 449-6119

RE: Woodall Creek

Dear Art Picken: Order No: 1103E26

Analytical Environmental Services, Inc. received 5 samples on March 15, 2011 12:30 pm for the analyses presented in following report.

No problems were encountered during the analyses. Additionally, all results for the associated Quality Control samples were within EPA and/or AES established limits. Any discrepancies associated with the analyses contained herein will be noted and submitted in the form of a project Case Narrative.
AES' certifications are as follows:
-NELAC/Florida Certification number E87582 for analysis of Environmental Water, soil/hazardous waste, and Drinking Water Microbiology, effective 07/01/10-06/30/11.
-AIHA Certification ID #100671 for Industrial Hygiene samples (Organics, Inorganics), Environmental Lead (Paint, Soil, Dust Wipes, Air), and Environmental Microbiology (Fungal) effective until 09/01/11.

These results relate only to the items tested. This report may only be reproduced in full.

If you have any questions regarding these test results, please feel free to call.

Alysse Kowalski

Alysse Kowalski
Project Manager

ANALYTICAL ENVIRONMENTAL SERVICES, INC
3785 Presidential Parkway, Atlanta GA 30340-3704
AES TEL.: (770) 457-8177 / TOLL-FREE (800) 972-4889 / FAX: (770) 457-8188

CHAIN OF CUSTODY

Work Order: 1103E26

Date: 3/15/11 Page 1 of 1

COMPANY: Peachtree Environmental, Inc
ADDRESS: 5384 Chaversham Ln. Norcross, GA 30092
PHONE: 770-449-6100
FAX: 770-449-6119
SAMPLED BY: Jason Chappell / Michael Wilson
SIGNATURE:

#	SAMPLE ID	SAMPLED DATE	SAMPLED TIME	Grab	Composite	Matrix (See codes)	VOCs	REMARKS	No # of Containers
1	WC-0311-DPMW-16	3/11/11	12:45	X		GW	X		2
2	WC-0311-DPMW-17	11	11:30	X		GW	X		2
3	WC-0311-HSMW-15	3/14/11	17:00	X		GW	X		2
4	Trip Blank								2
5	Temp Blank								1
6									
7									
8									
9									
10									
11									
12									
13									
14									

ANALYSIS REQUESTED
PRESERVATION (See codes)

Visit our website www.aesatlanta.com to check on the status of your results, place bottle orders, etc.

RELINQUISHED BY	DATE/TIME	RECEIVED BY	DATE/TIME
1:	3/15/11 1155	1: Virginia M. Ford	3/15/11 11:55AM
2: Virginia M. Ford	3/15/11 12:28 PM	2:	3/15/11 12:30
3:		3:	

SPECIAL INSTRUCTIONS/COMMENTS:

SHIPMENT METHOD
OUT / / VIA:
IN / / VIA:
(CLIENT) FedEx UPS MAIL COURIER
GREYHOUND OTHER

PROJECT INFORMATION
PROJECT NAME: Woodall Cobic
PROJECT #: 2665
SITE ADDRESS: Atlanta, GA
SEND REPORT TO: Art McKee
INVOICE TO: (IF DIFFERENT FROM ABOVE)
QUOTE #: PO#:

RECEIPT
Total # of Containers: 9

Turnaround Time Request
(X) Standard 5 Business Days
( ) 2 Business Day Rush
( ) Next Business Day Rush
( ) Same Day Rush **(auth req.)**
( ) Other

STATE PROGRAM (if any):
E-mail? (Y) / N; Fax? Y / N
DATA PACKAGE: (I) II III IV

SAMPLES RECEIVED AFTER 3PM OR SATURDAY ARE CONSIDERED AS RECEIVED ON THE NEXT BUSINESS DAY; IF NO TAT IS MARKED ON COC AES WILL PROCEED AS STANDARD TAT.
SAMPLES ARE DISPOSED OF 30 DAYS AFTER COMPLETION OF REPORT UNLESS OTHER ARRANGEMENTS ARE MADE.

MATRIX CODES: A = Air GW = Groundwater SE = Sediment SO = Soil SW = Surface Water W = Water (Blanks) DW = Drinking Water (Blanks) O = Other (specify) WW = Waste Water
PRESERVATIVE CODES: H+I = Hydrochloric acid + ice I = Ice only N = Nitric acid S+I = Sulfuric acid + ice S/M+I = Sodium Bisulfate/Methanol + ice O = Other (specify) NA = None

White Copy - Original; Yellow Copy - Client

Analytical Environmental Services, Inc

Date: 22-Mar-11

Client: Peachtree Environmental
Project: Woodall Creek
Lab ID: 1103E26

Case Narrative

Volatile Organic Compounds Analysis by Method 8260B:

Trichloroethene value for the QC samples 1103C34-001AMS/MSD are "E" qualified indicating estimated values over linear calibration range due to the level of target analyte present in the unspiked sample.

Analytical Environmental Services, Inc **Date:** 22-Mar-11

Client:	Peachtree Environmental	**Client Sample ID:**	WC-0311-JPMW-16
Project Name:	Woodall Creek	**Collection Date:**	3/11/2011 12:45:00 PM
Lab ID:	1103E26-001	**Matrix:**	Groundwater

Analyses	Result	Reporting Limit	Qual	Units	BatchID	Dilution Factor	Date Analyzed	Analyst
TCL VOLATILE ORGANICS SW8260B				**(SW5030B)**				
1,1,1-Trichloroethane	BRL	5.0		ug/L	143576	1	03/17/2011 16:39	SB
1,1,2,2-Tetrachloroethane	BRL	5.0		ug/L	143576	1	03/17/2011 16:39	SB
1,1,2-Trichloroethane	BRL	5.0		ug/L	143576	1	03/17/2011 16:39	SB
1,1-Dichloroethane	BRL	5.0		ug/L	143576	1	03/17/2011 16:39	SB
1,1-Dichloroethene	BRL	5.0		ug/L	143576	1	03/17/2011 16:39	SB
1,2,4-Trichlorobenzene	BRL	5.0		ug/L	143576	1	03/17/2011 16:39	SB
1,2-Dibromo-3-chloropropane	BRL	5.0		ug/L	143576	1	03/17/2011 16:39	SB
1,2-Dibromoethane	BRL	5.0		ug/L	143576	1	03/17/2011 16:39	SB
1,2-Dichlorobenzene	BRL	5.0		ug/L	143576	1	03/17/2011 16:39	SB
1,2-Dichloroethane	BRL	5.0		ug/L	143576	1	03/17/2011 16:39	SB
1,2-Dichloropropane	BRL	5.0		ug/L	143576	1	03/17/2011 16:39	SB
1,3-Dichlorobenzene	BRL	5.0		ug/L	143576	1	03/17/2011 16:39	SB
1,4-Dichlorobenzene	BRL	5.0		ug/L	143576	1	03/17/2011 16:39	SB
2-Butanone	BRL	50		ug/L	143576	1	03/17/2011 16:39	SB
2-Hexanone	BRL	10		ug/L	143576	1	03/17/2011 16:39	SB
4-Methyl-2-pentanone	BRL	10		ug/L	143576	1	03/17/2011 16:39	SB
Acetone	BRL	50		ug/L	143576	1	03/17/2011 16:39	SB
Benzene	BRL	5.0		ug/L	143576	1	03/17/2011 16:39	SB
Bromodichloromethane	BRL	5.0		ug/L	143576	1	03/17/2011 16:39	SB
Bromoform	BRL	5.0		ug/L	143576	1	03/17/2011 16:39	SB
Bromomethane	BRL	5.0		ug/L	143576	1	03/17/2011 16:39	SB
Carbon disulfide	BRL	5.0		ug/L	143576	1	03/17/2011 16:39	SB
Carbon tetrachloride	BRL	5.0		ug/L	143576	1	03/17/2011 16:39	SB
Chlorobenzene	BRL	5.0		ug/L	143576	1	03/17/2011 16:39	SB
Chloroethane	BRL	10		ug/L	143576	1	03/17/2011 16:39	SB
Chloroform	BRL	5.0		ug/L	143576	1	03/17/2011 16:39	SB
Chloromethane	BRL	10		ug/L	143576	1	03/17/2011 16:39	SB
cis-1,2-Dichloroethene	240	50		ug/L	143576	10	03/17/2011 17:08	SB
cis-1,3-Dichloropropene	BRL	5.0		ug/L	143576	1	03/17/2011 16:39	SB
Cyclohexane	BRL	5.0		ug/L	143576	1	03/17/2011 16:39	SB
Dibromochloromethane	BRL	5.0		ug/L	143576	1	03/17/2011 16:39	SB
Dichlorodifluoromethane	BRL	10		ug/L	143576	1	03/17/2011 16:39	SB
Ethylbenzene	BRL	5.0		ug/L	143576	1	03/17/2011 16:39	SB
Freon-113	BRL	10		ug/L	143576	1	03/17/2011 16:39	SB
Isopropylbenzene	BRL	5.0		ug/L	143576	1	03/17/2011 16:39	SB
m,p-Xylene	BRL	5.0		ug/L	143576	1	03/17/2011 16:39	SB
Methyl acetate	BRL	5.0		ug/L	143576	1	03/17/2011 16:39	SB
Methyl tert-butyl ether	BRL	5.0		ug/L	143576	1	03/17/2011 16:39	SB
Methylcyclohexane	BRL	5.0		ug/L	143576	1	03/17/2011 16:39	SB
Methylene chloride	BRL	5.0		ug/L	143576	1	03/17/2011 16:39	SB
o-Xylene	BRL	5.0		ug/L	143576	1	03/17/2011 16:39	SB

Qualifiers:

- * Value exceeds maximum contaminant level
- BRL Below reporting limit
- H Holding times for preparation or analysis exceeded
- N Analyte not NELAC certified
- B Analyte detected in the associated method blank
- > Greater than Result value
- E Estimated (value above quantitation range)
- S Spike Recovery outside limits due to matrix
- Narr See case narrative
- NC Not confirmed
- < Less than Result value
- J Estimated value detected below Reporting Limit

Analytical Environmental Services, Inc **Date:** 22-Mar-11

Client:	Peachtree Environmental	**Client Sample ID:**	WC-0311-JPMW-16
Project Name:	Woodall Creek	**Collection Date:**	3/11/2011 12:45:00 PM
Lab ID:	1103E26-001	**Matrix:**	Groundwater

Analyses	Result	Reporting Limit	Qual	Units	BatchID	Dilution Factor	Date Analyzed	Analyst
TCL VOLATILE ORGANICS SW8260B				**(SW5030B)**				
Styrene	BRL	5.0		ug/L	143576	1	03/17/2011 16:39	SB
Tetrachloroethene	1600	50		ug/L	143576	10	03/17/2011 17:08	SB
Toluene	BRL	5.0		ug/L	143576	1	03/17/2011 16:39	SB
trans-1,2-Dichloroethene	BRL	5.0		ug/L	143576	1	03/17/2011 16:39	SB
trans-1,3-Dichloropropene	BRL	5.0		ug/L	143576	1	03/17/2011 16:39	SB
Trichloroethene	930	50		ug/L	143576	10	03/17/2011 17:08	SB
Trichlorofluoromethane	BRL	5.0		ug/L	143576	1	03/17/2011 16:39	SB
Vinyl chloride	BRL	2.0		ug/L	143576	1	03/17/2011 16:39	SB
Surr: 4-Bromofluorobenzene	86.8	64.7-130		%REC	143576	10	03/17/2011 17:08	SB
Surr: 4-Bromofluorobenzene	94.4	64.7-130		%REC	143576	1	03/17/2011 16:39	SB
Surr: Dibromofluoromethane	101	80.7-129		%REC	143576	1	03/17/2011 16:39	SB
Surr: Dibromofluoromethane	109	80.7-129		%REC	143576	10	03/17/2011 17:08	SB
Surr: Toluene-d8	95.4	71.1-120		%REC	143576	1	03/17/2011 16:39	SB
Surr: Toluene-d8	98.7	71.1-120		%REC	143576	10	03/17/2011 17:08	SB

Qualifiers:

* Value exceeds maximum contaminant level	E Estimated (value above quantitation range)
BRL Below reporting limit	S Spike Recovery outside limits due to matrix
H Holding times for preparation or analysis exceeded	Narr See case narrative
N Analyte not NELAC certified	NC Not confirmed
B Analyte detected in the associated method blank	< Less than Result value
> Greater than Result value	J Estimated value detected below Reporting Limit

Analytical Environmental Services, Inc **Date:** 22-Mar-11

Client:	Peachtree Environmental	**Client Sample ID:**	WC-0311-JPMW-17
Project Name:	Woodall Creek	**Collection Date:**	3/11/2011 11:30:00 AM
Lab ID:	1103E26-002	**Matrix:**	Groundwater

Analyses	Result	Reporting Limit	Qual	Units	BatchID	Dilution Factor	Date Analyzed	Analyst
TCL VOLATILE ORGANICS SW8260B				**(SW5030B)**				
1,1,1-Trichloroethane	BRL	5.0		ug/L	143576	1	03/17/2011 16:11	SB
1,1,2,2-Tetrachloroethane	BRL	5.0		ug/L	143576	1	03/17/2011 16:11	SB
1,1,2-Trichloroethane	BRL	5.0		ug/L	143576	1	03/17/2011 16:11	SB
1,1-Dichloroethane	BRL	5.0		ug/L	143576	1	03/17/2011 16:11	SB
1,1-Dichloroethene	BRL	5.0		ug/L	143576	1	03/17/2011 16:11	SB
1,2,4-Trichlorobenzene	BRL	5.0		ug/L	143576	1	03/17/2011 16:11	SB
1,2-Dibromo-3-chloropropane	BRL	5.0		ug/L	143576	1	03/17/2011 16:11	SB
1,2-Dibromoethane	BRL	5.0		ug/L	143576	1	03/17/2011 16:11	SB
1,2-Dichlorobenzene	BRL	5.0		ug/L	143576	1	03/17/2011 16:11	SB
1,2-Dichloroethane	BRL	5.0		ug/L	143576	1	03/17/2011 16:11	SB
1,2-Dichloropropane	BRL	5.0		ug/L	143576	1	03/17/2011 16:11	SB
1,3-Dichlorobenzene	BRL	5.0		ug/L	143576	1	03/17/2011 16:11	SB
1,4-Dichlorobenzene	BRL	5.0		ug/L	143576	1	03/17/2011 16:11	SB
2-Butanone	BRL	50		ug/L	143576	1	03/17/2011 16:11	SB
2-Hexanone	BRL	10		ug/L	143576	1	03/17/2011 16:11	SB
4-Methyl-2-pentanone	BRL	10		ug/L	143576	1	03/17/2011 16:11	SB
Acetone	BRL	50		ug/L	143576	1	03/17/2011 16:11	SB
Benzene	BRL	5.0		ug/L	143576	1	03/17/2011 16:11	SB
Bromodichloromethane	BRL	5.0		ug/L	143576	1	03/17/2011 16:11	SB
Bromoform	BRL	5.0		ug/L	143576	1	03/17/2011 16:11	SB
Bromomethane	BRL	5.0		ug/L	143576	1	03/17/2011 16:11	SB
Carbon disulfide	BRL	5.0		ug/L	143576	1	03/17/2011 16:11	SB
Carbon tetrachloride	BRL	5.0		ug/L	143576	1	03/17/2011 16:11	SB
Chlorobenzene	BRL	5.0		ug/L	143576	1	03/17/2011 16:11	SB
Chloroethane	BRL	10		ug/L	143576	1	03/17/2011 16:11	SB
Chloroform	BRL	5.0		ug/L	143576	1	03/17/2011 16:11	SB
Chloromethane	BRL	10		ug/L	143576	1	03/17/2011 16:11	SB
cis-1,2-Dichloroethene	72	5.0		ug/L	143576	1	03/17/2011 16:11	SB
cis-1,3-Dichloropropene	BRL	5.0		ug/L	143576	1	03/17/2011 16:11	SB
Cyclohexane	BRL	5.0		ug/L	143576	1	03/17/2011 16:11	SB
Dibromochloromethane	BRL	5.0		ug/L	143576	1	03/17/2011 16:11	SB
Dichlorodifluoromethane	BRL	10		ug/L	143576	1	03/17/2011 16:11	SB
Ethylbenzene	BRL	5.0		ug/L	143576	1	03/17/2011 16:11	SB
Freon-113	BRL	10		ug/L	143576	1	03/17/2011 16:11	SB
Isopropylbenzene	BRL	5.0		ug/L	143576	1	03/17/2011 16:11	SB
m,p-Xylene	BRL	5.0		ug/L	143576	1	03/17/2011 16:11	SB
Methyl acetate	BRL	5.0		ug/L	143576	1	03/17/2011 16:11	SB
Methyl tert-butyl ether	BRL	5.0		ug/L	143576	1	03/17/2011 16:11	SB
Methylcyclohexane	BRL	5.0		ug/L	143576	1	03/17/2011 16:11	SB
Methylene chloride	BRL	5.0		ug/L	143576	1	03/17/2011 16:11	SB
o-Xylene	BRL	5.0		ug/L	143576	1	03/17/2011 16:11	SB

Qualifiers:

- * Value exceeds maximum contaminant level
- BRL Below reporting limit
- H Holding times for preparation or analysis exceeded
- N Analyte not NELAC certified
- B Analyte detected in the associated method blank
- > Greater than Result value
- E Estimated (value above quantitation range)
- S Spike Recovery outside limits due to matrix
- Narr See case narrative
- NC Not confirmed
- < Less than Result value
- J Estimated value detected below Reporting Limit

Analytical Environmental Services, Inc **Date:** 22-Mar-11

Client:	Peachtree Environmental	**Client Sample ID:**	WC-0311-JPMW-17
Project Name:	Woodall Creek	**Collection Date:**	3/11/2011 11:30:00 AM
Lab ID:	1103E26-002	**Matrix:**	Groundwater

Analyses	Result	Reporting Limit	Qual	Units	BatchID	Dilution Factor	Date Analyzed	Analyst
TCL VOLATILE ORGANICS SW8260B				**(SW5030B)**				
Styrene	BRL	5.0		ug/L	143576	1	03/17/2011 16:11	SB
Tetrachloroethene	340	50		ug/L	143576	10	03/17/2011 17:36	SB
Toluene	BRL	5.0		ug/L	143576	1	03/17/2011 16:11	SB
trans-1,2-Dichloroethene	BRL	5.0		ug/L	143576	1	03/17/2011 16:11	SB
trans-1,3-Dichloropropene	BRL	5.0		ug/L	143576	1	03/17/2011 16:11	SB
Trichloroethene	92	5.0		ug/L	143576	1	03/17/2011 16:11	SB
Trichlorofluoromethane	BRL	5.0		ug/L	143576	1	03/17/2011 16:11	SB
Vinyl chloride	BRL	2.0		ug/L	143576	1	03/17/2011 16:11	SB
Surr: 4-Bromofluorobenzene	84.5	64.7-130		%REC	143576	10	03/17/2011 17:36	SB
Surr: 4-Bromofluorobenzene	86.2	64.7-130		%REC	143576	1	03/17/2011 16:11	SB
Surr: Dibromofluoromethane	103	80.7-129		%REC	143576	10	03/17/2011 17:36	SB
Surr: Dibromofluoromethane	105	80.7-129		%REC	143576	1	03/17/2011 16:11	SB
Surr: Toluene-d8	93.5	71.1-120		%REC	143576	10	03/17/2011 17:36	SB
Surr: Toluene-d8	102	71.1-120		%REC	143576	1	03/17/2011 16:11	SB

Qualifiers:

*	Value exceeds maximum contaminant level	E	Estimated (value above quantitation range)
BRL	Below reporting limit	S	Spike Recovery outside limits due to matrix
H	Holding times for preparation or analysis exceeded	Narr	See case narrative
N	Analyte not NELAC certified	NC	Not confirmed
B	Analyte detected in the associated method blank	<	Less than Result value
>	Greater than Result value	J	Estimated value detected below Reporting Limit

Analytical Environmental Services, Inc **Date:** 22-Mar-11

Client:	Peachtree Environmental	**Client Sample ID:**	WC-0311-HSMW-15
Project Name:	Woodall Creek	**Collection Date:**	3/14/2011 5:00:00 PM
Lab ID:	1103E26-003	**Matrix:**	Groundwater

Analyses	Result	Reporting Limit	Qual	Units	BatchID	Dilution Factor	Date Analyzed	Analyst
TCL VOLATILE ORGANICS SW8260B				**(SW5030B)**				
1,1,1-Trichloroethane	BRL	5.0		ug/L	143576	1	03/17/2011 18:32	SB
1,1,2,2-Tetrachloroethane	BRL	5.0		ug/L	143576	1	03/17/2011 18:32	SB
1,1,2-Trichloroethane	BRL	5.0		ug/L	143576	1	03/17/2011 18:32	SB
1,1-Dichloroethane	BRL	5.0		ug/L	143576	1	03/17/2011 18:32	SB
1,1-Dichloroethene	BRL	5.0		ug/L	143576	1	03/17/2011 18:32	SB
1,2,4-Trichlorobenzene	BRL	5.0		ug/L	143576	1	03/17/2011 18:32	SB
1,2-Dibromo-3-chloropropane	BRL	5.0		ug/L	143576	1	03/17/2011 18:32	SB
1,2-Dibromoethane	BRL	5.0		ug/L	143576	1	03/17/2011 18:32	SB
1,2-Dichlorobenzene	BRL	5.0		ug/L	143576	1	03/17/2011 18:32	SB
1,2-Dichloroethane	BRL	5.0		ug/L	143576	1	03/17/2011 18:32	SB
1,2-Dichloropropane	BRL	5.0		ug/L	143576	1	03/17/2011 18:32	SB
1,3-Dichlorobenzene	BRL	5.0		ug/L	143576	1	03/17/2011 18:32	SB
1,4-Dichlorobenzene	BRL	5.0		ug/L	143576	1	03/17/2011 18:32	SB
2-Butanone	BRL	50		ug/L	143576	1	03/17/2011 18:32	SB
2-Hexanone	BRL	10		ug/L	143576	1	03/17/2011 18:32	SB
4-Methyl-2-pentanone	BRL	10		ug/L	143576	1	03/17/2011 18:32	SB
Acetone	BRL	50		ug/L	143576	1	03/17/2011 18:32	SB
Benzene	BRL	5.0		ug/L	143576	1	03/17/2011 18:32	SB
Bromodichloromethane	BRL	5.0		ug/L	143576	1	03/17/2011 18:32	SB
Bromoform	BRL	5.0		ug/L	143576	1	03/17/2011 18:32	SB
Bromomethane	BRL	5.0		ug/L	143576	1	03/17/2011 18:32	SB
Carbon disulfide	BRL	5.0		ug/L	143576	1	03/17/2011 18:32	SB
Carbon tetrachloride	BRL	5.0		ug/L	143576	1	03/17/2011 18:32	SB
Chlorobenzene	BRL	5.0		ug/L	143576	1	03/17/2011 18:32	SB
Chloroethane	BRL	10		ug/L	143576	1	03/17/2011 18:32	SB
Chloroform	BRL	5.0		ug/L	143576	1	03/17/2011 18:32	SB
Chloromethane	BRL	10		ug/L	143576	1	03/17/2011 18:32	SB
cis-1,2-Dichloroethene	BRL	5.0		ug/L	143576	1	03/17/2011 18:32	SB
cis-1,3-Dichloropropene	BRL	5.0		ug/L	143576	1	03/17/2011 18:32	SB
Cyclohexane	BRL	5.0		ug/L	143576	1	03/17/2011 18:32	SB
Dibromochloromethane	BRL	5.0		ug/L	143576	1	03/17/2011 18:32	SB
Dichlorodifluoromethane	BRL	10		ug/L	143576	1	03/17/2011 18:32	SB
Ethylbenzene	BRL	5.0		ug/L	143576	1	03/17/2011 18:32	SB
Freon-113	BRL	10		ug/L	143576	1	03/17/2011 18:32	SB
Isopropylbenzene	BRL	5.0		ug/L	143576	1	03/17/2011 18:32	SB
m,p-Xylene	BRL	5.0		ug/L	143576	1	03/17/2011 18:32	SB
Methyl acetate	BRL	5.0		ug/L	143576	1	03/17/2011 18:32	SB
Methyl tert-butyl ether	BRL	5.0		ug/L	143576	1	03/17/2011 18:32	SB
Methylcyclohexane	BRL	5.0		ug/L	143576	1	03/17/2011 18:32	SB
Methylene chloride	BRL	5.0		ug/L	143576	1	03/17/2011 18:32	SB
o-Xylene	BRL	5.0		ug/L	143576	1	03/17/2011 18:32	SB

Qualifiers:

- * Value exceeds maximum contaminant level
- BRL Below reporting limit
- H Holding times for preparation or analysis exceeded
- N Analyte not NELAC certified
- B Analyte detected in the associated method blank
- > Greater than Result value
- E Estimated (value above quantitation range)
- S Spike Recovery outside limits due to matrix
- Narr See case narrative
- NC Not confirmed
- < Less than Result value
- J Estimated value detected below Reporting Limit

Analytical Environmental Services, Inc **Date:** 22-Mar-11

Client:	Peachtree Environmental	**Client Sample ID:**	WC-0311-HSMW-15
Project Name:	Woodall Creek	**Collection Date:**	3/14/2011 5:00:00 PM
Lab ID:	1103E26-003	**Matrix:**	Groundwater

Analyses	Result	Reporting Limit	Qual	Units	BatchID	Dilution Factor	Date Analyzed	Analyst
TCL VOLATILE ORGANICS SW8260B				**(SW5030B)**				
Styrene	BRL	5.0		ug/L	143576	1	03/17/2011 18:32	SB
Tetrachloroethene	BRL	5.0		ug/L	143576	1	03/17/2011 18:32	SB
Toluene	BRL	5.0		ug/L	143576	1	03/17/2011 18:32	SB
trans-1,2-Dichloroethene	BRL	5.0		ug/L	143576	1	03/17/2011 18:32	SB
trans-1,3-Dichloropropene	BRL	5.0		ug/L	143576	1	03/17/2011 18:32	SB
Trichloroethene	BRL	5.0		ug/L	143576	1	03/17/2011 18:32	SB
Trichlorofluoromethane	BRL	5.0		ug/L	143576	1	03/17/2011 18:32	SB
Vinyl chloride	BRL	2.0		ug/L	143576	1	03/17/2011 18:32	SB
Surr: 4-Bromofluorobenzene	89.8	64.7-130		%REC	143576	1	03/17/2011 18:32	SB
Surr: Dibromofluoromethane	88.9	80.7-129		%REC	143576	1	03/17/2011 18:32	SB
Surr: Toluene-d8	91.3	71.1-120		%REC	143576	1	03/17/2011 18:32	SB

Qualifiers:

*	Value exceeds maximum contaminant level	E	Estimated (value above quantitation range)
BRL	Below reporting limit	S	Spike Recovery outside limits due to matrix
H	Holding times for preparation or analysis exceeded	Narr	See case narrative
N	Analyte not NELAC certified	NC	Not confirmed
B	Analyte detected in the associated method blank	<	Less than Result value
>	Greater than Result value	J	Estimated value detected below Reporting Limit

Analytical Environmental Services, Inc **Date:** 22-Mar-11

Client:	Peachtree Environmental	**Client Sample ID:**	TRIP BLANK
Project Name:	Woodall Creek	**Collection Date:**	3/15/2011
Lab ID:	1103E26-005	**Matrix:**	Aqueous

Analyses	Result	Reporting Limit	Qual	Units	BatchID	Dilution Factor	Date Analyzed	Analyst
TCL VOLATILE ORGANICS SW8260B				**(SW5030B)**				
1,1,1-Trichloroethane	BRL	5.0		ug/L	143576	1	03/16/2011 21:02	SB
1,1,2,2-Tetrachloroethane	BRL	5.0		ug/L	143576	1	03/16/2011 21:02	SB
1,1,2-Trichloroethane	BRL	5.0		ug/L	143576	1	03/16/2011 21:02	SB
1,1-Dichloroethane	BRL	5.0		ug/L	143576	1	03/16/2011 21:02	SB
1,1-Dichloroethene	BRL	5.0		ug/L	143576	1	03/16/2011 21:02	SB
1,2,4-Trichlorobenzene	BRL	5.0		ug/L	143576	1	03/16/2011 21:02	SB
1,2-Dibromo-3-chloropropane	BRL	5.0		ug/L	143576	1	03/16/2011 21:02	SB
1,2-Dibromoethane	BRL	5.0		ug/L	143576	1	03/16/2011 21:02	SB
1,2-Dichlorobenzene	BRL	5.0		ug/L	143576	1	03/16/2011 21:02	SB
1,2-Dichloroethane	BRL	5.0		ug/L	143576	1	03/16/2011 21:02	SB
1,2-Dichloropropane	BRL	5.0		ug/L	143576	1	03/16/2011 21:02	SB
1,3-Dichlorobenzene	BRL	5.0		ug/L	143576	1	03/16/2011 21:02	SB
1,4-Dichlorobenzene	BRL	5.0		ug/L	143576	1	03/16/2011 21:02	SB
2-Butanone	BRL	50		ug/L	143576	1	03/16/2011 21:02	SB
2-Hexanone	BRL	10		ug/L	143576	1	03/16/2011 21:02	SB
4-Methyl-2-pentanone	BRL	10		ug/L	143576	1	03/16/2011 21:02	SB
Acetone	BRL	50		ug/L	143576	1	03/16/2011 21:02	SB
Benzene	BRL	5.0		ug/L	143576	1	03/16/2011 21:02	SB
Bromodichloromethane	BRL	5.0		ug/L	143576	1	03/16/2011 21:02	SB
Bromoform	BRL	5.0		ug/L	143576	1	03/16/2011 21:02	SB
Bromomethane	BRL	5.0		ug/L	143576	1	03/16/2011 21:02	SB
Carbon disulfide	BRL	5.0		ug/L	143576	1	03/16/2011 21:02	SB
Carbon tetrachloride	BRL	5.0		ug/L	143576	1	03/16/2011 21:02	SB
Chlorobenzene	BRL	5.0		ug/L	143576	1	03/16/2011 21:02	SB
Chloroethane	BRL	10		ug/L	143576	1	03/16/2011 21:02	SB
Chloroform	BRL	5.0		ug/L	143576	1	03/16/2011 21:02	SB
Chloromethane	BRL	10		ug/L	143576	1	03/16/2011 21:02	SB
cis-1,2-Dichloroethene	BRL	5.0		ug/L	143576	1	03/16/2011 21:02	SB
cis-1,3-Dichloropropene	BRL	5.0		ug/L	143576	1	03/16/2011 21:02	SB
Cyclohexane	BRL	5.0		ug/L	143576	1	03/16/2011 21:02	SB
Dibromochloromethane	BRL	5.0		ug/L	143576	1	03/16/2011 21:02	SB
Dichlorodifluoromethane	BRL	10		ug/L	143576	1	03/16/2011 21:02	SB
Ethylbenzene	BRL	5.0		ug/L	143576	1	03/16/2011 21:02	SB
Freon-113	BRL	10		ug/L	143576	1	03/16/2011 21:02	SB
Isopropylbenzene	BRL	5.0		ug/L	143576	1	03/16/2011 21:02	SB
m,p-Xylene	BRL	5.0		ug/L	143576	1	03/16/2011 21:02	SB
Methyl acetate	BRL	5.0		ug/L	143576	1	03/16/2011 21:02	SB
Methyl tert-butyl ether	BRL	5.0		ug/L	143576	1	03/16/2011 21:02	SB
Methylcyclohexane	BRL	5.0		ug/L	143576	1	03/16/2011 21:02	SB
Methylene chloride	BRL	5.0		ug/L	143576	1	03/16/2011 21:02	SB
o-Xylene	BRL	5.0		ug/L	143576	1	03/16/2011 21:02	SB

Qualifiers:

- * Value exceeds maximum contaminant level
- BRL Below reporting limit
- H Holding times for preparation or analysis exceeded
- N Analyte not NELAC certified
- B Analyte detected in the associated method blank
- > Greater than Result value
- E Estimated (value above quantitation range)
- S Spike Recovery outside limits due to matrix
- Narr See case narrative
- NC Not confirmed
- < Less than Result value
- J Estimated value detected below Reporting Limit

Analytical Environmental Services, Inc **Date:** 22-Mar-11

Client:	Peachtree Environmental	**Client Sample ID:**	TRIP BLANK
Project Name:	Woodall Creek	**Collection Date:**	3/15/2011
Lab ID:	1103E26-005	**Matrix:**	Aqueous

Analyses	Result	Reporting Limit	Qual	Units	BatchID	Dilution Factor	Date Analyzed	Analyst
TCL VOLATILE ORGANICS SW8260B				**(SW5030B)**				
Styrene	BRL	5.0		ug/L	143576	1	03/16/2011 21:02	SB
Tetrachloroethene	BRL	5.0		ug/L	143576	1	03/16/2011 21:02	SB
Toluene	BRL	5.0		ug/L	143576	1	03/16/2011 21:02	SB
trans-1,2-Dichloroethene	BRL	5.0		ug/L	143576	1	03/16/2011 21:02	SB
trans-1,3-Dichloropropene	BRL	5.0		ug/L	143576	1	03/16/2011 21:02	SB
Trichloroethene	BRL	5.0		ug/L	143576	1	03/16/2011 21:02	SB
Trichlorofluoromethane	BRL	5.0		ug/L	143576	1	03/16/2011 21:02	SB
Vinyl chloride	BRL	2.0		ug/L	143576	1	03/16/2011 21:02	SB
Surr: 4-Bromofluorobenzene	82.1	64.7-130		%REC	143576	1	03/16/2011 21:02	SB
Surr: Dibromofluoromethane	94.1	80.7-129		%REC	143576	1	03/16/2011 21:02	SB
Surr: Toluene-d8	94.3	71.1-120		%REC	143576	1	03/16/2011 21:02	SB

Qualifiers:

*	Value exceeds maximum contaminant level	E	Estimated (value above quantitation range)
BRL	Below reporting limit	S	Spike Recovery outside limits due to matrix
H	Holding times for preparation or analysis exceeded	Narr	See case narrative
N	Analyte not NELAC certified	NC	Not confirmed
B	Analyte detected in the associated method blank	<	Less than Result value
>	Greater than Result value	J	Estimated value detected below Reporting Limit

Analytical Environmental Services, Inc.

Sample/Cooler Receipt Checklist

Client Peachtree Env Work Order Number 1103E26

Checklist completed by MJ 3/15/11
Signature Date

Carrier name: FedEx __ UPS __ Courier __ Client ✓ US Mail __ Other _____

Shipping container/cooler in good condition? Yes ✓ No __ Not Present __

Custody seals intact on shipping container/cooler? Yes __ No __ Not Present ✓

Custody seals intact on sample bottles? Yes __ No __ Not Present ✓

Container/Temp Blank temperature in compliance? (4°C±2)* Yes ✓ No __

Cooler #1 3.8°C Cooler #2 _____ Cooler #3 _____ Cooler #4 _____ Cooler#5 _____ Cooler #6 _____

Chain of custody present? Yes ✓ No __

Chain of custody signed when relinquished and received? Yes ✓ No __

Chain of custody agrees with sample labels? Yes ✓ No __

Samples in proper container/bottle? Yes ✓ No __

Sample containers intact? Yes ✓ No __

Sufficient sample volume for indicated test? Yes ✓ No __

All samples received within holding time? Yes ✓ No __

Was TAT marked on the COC? Yes ✓ No __

Proceed with Standard TAT as per project history? Yes __ No __ Not Applicable ✓

Water - VOA vials have zero headspace? No VOA vials submitted __ Yes ✓ No __

Water - pH acceptable upon receipt? Yes ✓ No __ Not Applicable __

Adjusted? _____ Checked by _____

Sample Condition: Good ✓ Other(Explain) _____

(For diffusive samples or AIHA lead) Is a known blank included? Yes __ No ✓

See Case Narrative for resolution of the Non-Conformance.

* Samples do not have to comply with the given range for certain parameters.

\L\Quality Assurance\Checklists Procedures Sign-Off Templates\Checklists\Sample Receipt Checklists\Sample_Cooler_Receipt_Checklist

Client: Peachtree Environmental
Project Name: Woodall Creek
Workorder: 1103E26

ANALYTICAL QC SUMMARY REPORT

BatchID: 143576

Sample ID: **MB-143576** Client ID: Units: **ug/L** Prep Date: **03/16/2011** Run No: **192650**
SampleType: **MBLK** TestCode: **TCL VOLATILE ORGANICS SW8260B** BatchID: **143576** Analysis Date: **03/16/2011** Seq No: **4019842**

Analyte	Result	RPT Limit	SPK value	SPK Ref Val	%REC	Low Limit	High Limit	RPD Ref Val	%RPD	RPD Limit	Qual
1,1,1-Trichloroethane	BRL	5.0	0	0	0	0	0	0	0	0	
1,1,2,2-Tetrachloroethane	BRL	5.0	0	0	0	0	0	0	0	0	
1,1,2-Trichloroethane	BRL	5.0	0	0	0	0	0	0	0	0	
1,1-Dichloroethane	BRL	5.0	0	0	0	0	0	0	0	0	
1,1-Dichloroethene	BRL	5.0	0	0	0	0	0	0	0	0	
1,2,4-Trichlorobenzene	BRL	5.0	0	0	0	0	0	0	0	0	
1,2-Dibromo-3-chloropropane	BRL	5.0	0	0	0	0	0	0	0	0	
1,2-Dibromoethane	BRL	5.0	0	0	0	0	0	0	0	0	
1,2-Dichlorobenzene	BRL	5.0	0	0	0	0	0	0	0	0	
1,2-Dichloroethane	BRL	5.0	0	0	0	0	0	0	0	0	
1,2-Dichloropropane	BRL	5.0	0	0	0	0	0	0	0	0	
1,3-Dichlorobenzene	BRL	5.0	0	0	0	0	0	0	0	0	
1,4-Dichlorobenzene	BRL	5.0	0	0	0	0	0	0	0	0	
2-Butanone	BRL	50	0	0	0	0	0	0	0	0	
2-Hexanone	BRL	10	0	0	0	0	0	0	0	0	
4-Methyl-2-pentanone	BRL	10	0	0	0	0	0	0	0	0	
Acetone	BRL	50	0	0	0	0	0	0	0	0	
Benzene	BRL	5.0	0	0	0	0	0	0	0	0	
Bromodichloromethane	BRL	5.0	0	0	0	0	0	0	0	0	
Bromoform	BRL	5.0	0	0	0	0	0	0	0	0	
Bromomethane	BRL	5.0	0	0	0	0	0	0	0	0	
Carbon disulfide	BRL	5.0	0	0	0	0	0	0	0	0	
Carbon tetrachloride	BRL	5.0	0	0	0	0	0	0	0	0	
Chlorobenzene	BRL	5.0	0	0	0	0	0	0	0	0	
Chloroethane	BRL	10	0	0	0	0	0	0	0	0	
Chloroform	BRL	5.0	0	0	0	0	0	0	0	0	
Chloromethane	BRL	10	0	0	0	0	0	0	0	0	

Qualifiers:

>	Greater than Result value	<	Less than Result value	B	Analyte detected in the associated method blank
BRL	Below reporting limit	E	Estimated (value above quantitation range)	H	Holding times for preparation or analysis exceeded
J	Estimated value detected below Reporting Limit	N	Analyte not NELAC certified	R	RPD outside limits due to matrix
Rpt Lim	Reporting Limit	S	Spike Recovery outside limits due to matrix		

Client: Peachtree Environmental
Project Name: Woodall Creek
Workorder: 1103E26

ANALYTICAL QC SUMMARY REPORT

BatchID: 143576

Sample ID: **MB-143576** Client ID: Units: **ug/L** Prep Date: **03/16/2011** Run No: **192650**
SampleType: **MBLK** TestCode: **TCL VOLATILE ORGANICS SW8260B** BatchID: **143576** Analysis Date: **03/16/2011** Seq No: **4019842**

Analyte	Result	RPT Limit	SPK value	SPK Ref Val	%REC	Low Limit	High Limit	RPD Ref Val	%RPD	RPD Limit	Qual
cis-1,2-Dichloroethene	BRL	5.0	0	0	0	0	0	0	0	0	
cis-1,3-Dichloropropene	BRL	5.0	0	0	0	0	0	0	0	0	
Cyclohexane	BRL	5.0	0	0	0	0	0	0	0	0	
Dibromochloromethane	BRL	5.0	0	0	0	0	0	0	0	0	
Dichlorodifluoromethane	BRL	10	0	0	0	0	0	0	0	0	
Ethylbenzene	BRL	5.0	0	0	0	0	0	0	0	0	
Freon-113	BRL	10	0	0	0	0	0	0	0	0	
Isopropylbenzene	BRL	5.0	0	0	0	0	0	0	0	0	
m,p-Xylene	BRL	5.0	0	0	0	0	0	0	0	0	
Methyl acetate	BRL	5.0	0	0	0	0	0	0	0	0	
Methyl tert-butyl ether	BRL	5.0	0	0	0	0	0	0	0	0	
Methylcyclohexane	BRL	5.0	0	0	0	0	0	0	0	0	
Methylene chloride	BRL	5.0	0	0	0	0	0	0	0	0	
o-Xylene	BRL	5.0	0	0	0	0	0	0	0	0	
Styrene	BRL	5.0	0	0	0	0	0	0	0	0	
Tetrachloroethene	BRL	5.0	0	0	0	0	0	0	0	0	
Toluene	BRL	5.0	0	0	0	0	0	0	0	0	
trans-1,2-Dichloroethene	BRL	5.0	0	0	0	0	0	0	0	0	
trans-1,3-Dichloropropene	BRL	5.0	0	0	0	0	0	0	0	0	
Trichloroethene	BRL	5.0	0	0	0	0	0	0	0	0	
Trichlorofluoromethane	BRL	5.0	0	0	0	0	0	0	0	0	
Vinyl chloride	BRL	2.0	0	0	0	0	0	0	0	0	
Surr: 4-Bromofluorobenzene	44.15	0	50	0	88.3	64.7	130	0	0	0	
Surr: Dibromofluoromethane	43.72	0	50	0	87.4	80.7	129	0	0	0	
Surr: Toluene-d8	44.60	0	50	0	89.2	71.1	120	0	0	0	

Qualifiers:

>	Greater than Result value	<	Less than Result value	B	Analyte detected in the associated method blank
BRL	Below reporting limit	E	Estimated (value above quantitation range)	H	Holding times for preparation or analysis exceeded
J	Estimated value detected below Reporting Limit	N	Analyte not NELAC certified	R	RPD outside limits due to matrix
Rpt Lim	Reporting Limit	S	Spike Recovery outside limits due to matrix		

Client: Peachtree Environmental
Project Name: Woodall Creek
Workorder: 1103E26

ANALYTICAL QC SUMMARY REPORT

BatchID: 143576

Sample ID: **LCS-143576** Client ID: Units: **ug/L** Prep Date: **03/16/2011** Run No: **192650**
SampleType: **LCS** TestCode: **TCL VOLATILE ORGANICS SW8260B** BatchID: **143576** Analysis Date: **03/16/2011** Seq No: **4019843**

Analyte	Result	RPT Limit	SPK value	SPK Ref Val	%REC	Low Limit	High Limit	RPD Ref Val	%RPD	RPD Limit	Qual
1,1-Dichloroethene	43.37	5.0	50	0	86.7	60	140	0	0	0	
Benzene	49.16	5.0	50	0	98.3	70	130	0	0	0	
Chlorobenzene	46.72	5.0	50	0	93.4	70	130	0	0	0	
Toluene	47.82	5.0	50	0	95.6	70	130	0	0	0	
Trichloroethene	47.60	5.0	50	0	95.2	70	130	0	0	0	
Surr: 4-Bromofluorobenzene	43.38	0	50	0	86.8	64.7	130	0	0	0	
Surr: Dibromofluoromethane	43.22	0	50	0	86.4	80.7	129	0	0	0	
Surr: Toluene-d8	47.05	0	50	0	94.1	71.1	120	0	0	0	

Sample ID: **1103C34-001AMS** Client ID: Units: **ug/L** Prep Date: **03/16/2011** Run No: **192650**
SampleType: **MS** TestCode: **TCL VOLATILE ORGANICS SW8260B** BatchID: **143576** Analysis Date: **03/16/2011** Seq No: **4020890**

Analyte	Result	RPT Limit	SPK value	SPK Ref Val	%REC	Low Limit	High Limit	RPD Ref Val	%RPD	RPD Limit	Qual
1,1-Dichloroethene	58.49	5.0	50	3.020	111	46.2	183	0	0	0	
Benzene	56.54	5.0	50	0	113	62.2	143	0	0	0	
Chlorobenzene	54.13	5.0	50	0	108	72.2	137	0	0	0	
Toluene	55.82	5.0	50	0	112	57.8	149	0	0	0	
Trichloroethene	237.6	5.0	50	183.7	108	70.5	149	0	0	0	E
Surr: 4-Bromofluorobenzene	45.04	0	50	0	90.1	64.7	130	0	0	0	
Surr: Dibromofluoromethane	45.13	0	50	0	90.3	80.7	129	0	0	0	
Surr: Toluene-d8	47.71	0	50	0	95.4	71.1	120	0	0	0	

Sample ID: **1103C34-001AMSD** Client ID: Units: **ug/L** Prep Date: **03/16/2011** Run No: **192650**
SampleType: **MSD** TestCode: **TCL VOLATILE ORGANICS SW8260B** BatchID: **143576** Analysis Date: **03/16/2011** Seq No: **4020893**

Analyte	Result	RPT Limit	SPK value	SPK Ref Val	%REC	Low Limit	High Limit	RPD Ref Val	%RPD	RPD Limit	Qual
1,1-Dichloroethene	56.86	5.0	50	3.020	108	46.2	183	58.49	2.83	20	
Benzene	56.60	5.0	50	0	113	62.2	143	56.54	0.106	20	

Qualifiers:

>	Greater than Result value	<	Less than Result value	B	Analyte detected in the associated method blank
BRL	Below reporting limit	E	Estimated (value above quantitation range)	H	Holding times for preparation or analysis exceeded
J	Estimated value detected below Reporting Limit	N	Analyte not NELAC certified	R	RPD outside limits due to matrix
Rpt Lim	Reporting Limit	S	Spike Recovery outside limits due to matrix		

Client: Peachtree Environmental
Project Name: Woodall Creek
Workorder: 1103E26

ANALYTICAL QC SUMMARY REPORT

BatchID: 143576

Sample ID: **1103C34-001AMSD** Client ID: Units: **ug/L** Prep Date: **03/16/2011** Run No: **192650**
SampleType: **MSD** TestCode: **TCL VOLATILE ORGANICS SW8260B** BatchID: **143576** Analysis Date: **03/16/2011** Seq No: **4020893**

Analyte	Result	RPT Limit	SPK value	SPK Ref Val	%REC	Low Limit	High Limit	RPD Ref Val	%RPD	RPD Limit	Qual
Chlorobenzene	51.21	5.0	50	0	102	72.2	137	54.13	5.54	20	
Toluene	55.22	5.0	50	0	110	57.8	149	55.82	1.08	20	
Trichloroethene	225.3	5.0	50	183.7	83.2	70.5	149	237.6	5.33	20	E
Surr: 4-Bromofluorobenzene	44.37	0	50	0	88.7	64.7	130	45.04	0	0	
Surr: Dibromofluoromethane	45.05	0	50	0	90.1	80.7	129	45.13	0	0	
Surr: Toluene-d8	48.09	0	50	0	96.2	71.1	120	47.71	0	0	

Qualifiers:

>	Greater than Result value	<	Less than Result value	B	Analyte detected in the associated method blank
BRL	Below reporting limit	E	Estimated (value above quantitation range)	H	Holding times for preparation or analysis exceeded
J	Estimated value detected below Reporting Limit	N	Analyte not NELAC certified	R	RPD outside limits due to matrix
Rpt Lim	Reporting Limit	S	Spike Recovery outside limits due to matrix		

State of Florida
Department of Health, Bureau of Laboratories

This is to certify that

E87582

ANALYTICAL ENVIRONMENTAL SERVICES, INC.
3785 PRESIDENTIAL PARKWAY
ATLANTA, GA 30340

has complied with Florida Administrative Code 64E-1,
for the examination of Environmental samples in the following categories

DRINKING WATER - MICROBIOLOGY, NON-POTABLE WATER - EXTRACTABLE ORGANICS, NON-POTABLE WATER - GENERAL CHEMISTRY, NON-POTABLE WATER - METALS, NON-POTABLE WATER - MICROBIOLOGY, NON-POTABLE WATER - PESTICIDES-HERBICIDES-PCB'S, NON-POTABLE WATER - VOLATILE ORGANICS, SOLID AND CHEMICAL MATERIALS - EXTRACTABLE ORGANICS, SOLID AND CHEMICAL MATERIALS - GENERAL CHEMISTRY, SOLID AND CHEMICAL MATERIALS - METALS, SOLID AND CHEMICAL MATERIALS - PESTICIDES-HERBICIDES-PCB'S, SOLID AND CHEMICAL MATERIALS - VOLATILE ORGANICS

Continued certification is contingent upon successful on-going compliance with the NELAC Standards and FAC Rule 64E-1 regulations. Specific methods and analytes certified are cited on the Laboratory Scope of Accreditation for this laboratory and are on file at the Bureau of Laboratories, P. O. Box 210, Jacksonville, Florida 32231. Clients and customers are urged to verify with this agency the laboratory's certification status in Florida for particular methods and analytes.

EFFECTIVE July 01, 2010 THROUGH June 30, 2011

Max Salfinger, M.D.
Chief, Bureau of Laboratories
Florida Department of Health
DH Form 1697, 7/04
NON-TRANSFERABLE E87582-15-07/01/2010
Supersedes all previously issued certificates

AES

ANALYTICAL ENVIRONMENTAL SERVICES, INC.

March 23, 2011

Art Picken
Peachtree Environmental
5384 Chaversham Lane
Norcross GA 300922167

TEL: (770) 449-6100
FAX: (770) 449-6119

RE: Woodall Creek

Dear Art Picken: Order No: 1103G15

Analytical Environmental Services, Inc. received 2 samples on 3/17/2011 10:55:00 AM for the analyses presented in following report.

No problems were encountered during the analyses. Additionally, all results for the associated Quality Control samples were within EPA and/or AES established limits. Any discrepancies associated with the analyses contained herein will be noted and submitted in the form of a project Case Narrative.
AES' certifications are as follows:
-NELAC/Florida Certification number E87582 for analysis of Environmental Water, soil/hazardous waste, and Drinking Water Microbiology, effective 07/01/10-06/30/11.
-AIHA Certification ID #100671 for Industrial Hygiene samples (Organics, Inorganics), Environmental Lead (Paint, Soil, Dust Wipes, Air), and Environmental Microbiology (Fungal) effective until 09/01/11.

These results relate only to the items tested. This report may only be reproduced in full.

If you have any questions regarding these test results, please feel free to call.

Alysse Kowalski

Alysse Kowalski
Project Manager

ANALYTICAL ENVIRONMENTAL SERVICES, INC
3785 Presidential Parkway, Atlanta GA 30340-3704
AES TEL.: (770) 457-8177 / TOLL-FREE (800) 972-4889 / FAX: (770) 457-8188

CHAIN OF CUSTODY

Work Order: 1103615

Date: 3/17/10 Page 1 of 1

COMPANY: Peachtree Environmental, Inc.

ADDRESS: 5384 Chaversham Ln. Norcross, GA 30092

PHONE: 770-449-6100

FAX:

SAMPLED BY: Art Picken & Virginia Holland

SIGNATURE: Virginia M. Holland

#	SAMPLE ID	SAMPLED DATE	SAMPLED TIME	Grab	Composite	Matrix (See codes)	PRESERVATION (See codes)	REMARKS	No # of Containers
1	WC-0311-DPMW-2	3/17/11	9:40AM	X		GW	H+I		2
2	Trip Blank								2
3	Temp Blank								1
4									
5									
6									
7									
8									
9									
10									
11									
12									
13									
14									

ANALYSIS REQUESTED: VOCs

Visit our website www.aesatlanta.com to check on the status of your results, place bottle orders, etc.

RELINQUISHED BY / DATE/TIME
1: Virginia M Holland 3/17/11 10:55 AM
2:
3:

RECEIVED BY / DATE/TIME
1: 3/17/11 10:55
2:
3:

PROJECT INFORMATION
PROJECT NAME: Woodall Creek
PROJECT #: 2665
SITE ADDRESS: Atlanta, GA
SEND REPORT TO: A. Picken, W. Lucas, C. MacPherson
INVOICE TO: (IF DIFFERENT FROM ABOVE)
QUOTE #: PO#:

RECEIPT
Total # of Containers: 5

Turnaround Time Request
(X) Standard 5 Business Days
( ) 2 Business Day Rush
( ) Next Business Day Rush
( ) Same Day Rush (auth req.)
( ) Other

STATE PROGRAM (if any):
E-mail? (Y) N; Fax? Y / N
DATA PACKAGE: (I) II III IV

SPECIAL INSTRUCTIONS/COMMENTS:

SHIPMENT METHOD
OUT / /
IN / /
(CLIENT) FedEx UPS MAIL COURIER
GREYHOUND OTHER

SAMPLES RECEIVED AFTER 3PM OR SATURDAY ARE CONSIDERED AS RECEIVED ON THE NEXT BUSINESS DAY; IF NO TAT IS MARKED ON COC AES WILL PROCEED AS STANDARD TAT.
SAMPLES ARE DISPOSED OF 30 DAYS AFTER COMPLETION OF REPORT UNLESS OTHER ARRANGEMENTS ARE MADE.

MATRIX CODES: A = Air GW = Groundwater SE = Sediment SO = Soil SW = Surface Water W = Water (Blanks) DW = Drinking Water (Blanks) O = Other (specify)
PRESERVATIVE CODES: H+I = Hydrochloric acid + ice I = Ice only N = Nitric acid S+I = Sulfuric acid + ice S/M+I = Sodium Bisulfate/Methanol + ice O = Other (specify) NA = None

White Copy - Original; Yellow Copy - Client

Analytical Environmental Services, Inc **Date:** 23-Mar-11

Client:	Peachtree Environmental	**Client Sample ID:**	WC-0311-DPMW-2
Project Name:	Woodall Creek	**Collection Date:**	3/17/2011 9:40:00 AM
Lab ID:	1103G15-001	**Matrix:**	Groundwater

Analyses	Result	Reporting Limit	Qual	Units	BatchID	Dilution Factor	Date Analyzed	Analyst
TCL VOLATILE ORGANICS SW8260B				**(SW5030B)**				
1,1,1-Trichloroethane	BRL	5.0		ug/L	143790	1	03/20/2011 22:35	SB
1,1,2,2-Tetrachloroethane	BRL	5.0		ug/L	143790	1	03/20/2011 22:35	SB
1,1,2-Trichloroethane	BRL	5.0		ug/L	143790	1	03/20/2011 22:35	SB
1,1-Dichloroethane	BRL	5.0		ug/L	143790	1	03/20/2011 22:35	SB
1,1-Dichloroethene	BRL	5.0		ug/L	143790	1	03/20/2011 22:35	SB
1,2,4-Trichlorobenzene	BRL	5.0		ug/L	143790	1	03/20/2011 22:35	SB
1,2-Dibromo-3-chloropropane	BRL	5.0		ug/L	143790	1	03/20/2011 22:35	SB
1,2-Dibromoethane	BRL	5.0		ug/L	143790	1	03/20/2011 22:35	SB
1,2-Dichlorobenzene	BRL	5.0		ug/L	143790	1	03/20/2011 22:35	SB
1,2-Dichloroethane	BRL	5.0		ug/L	143790	1	03/20/2011 22:35	SB
1,2-Dichloropropane	BRL	5.0		ug/L	143790	1	03/20/2011 22:35	SB
1,3-Dichlorobenzene	BRL	5.0		ug/L	143790	1	03/20/2011 22:35	SB
1,4-Dichlorobenzene	BRL	5.0		ug/L	143790	1	03/20/2011 22:35	SB
2-Butanone	BRL	50		ug/L	143790	1	03/20/2011 22:35	SB
2-Hexanone	BRL	10		ug/L	143790	1	03/20/2011 22:35	SB
4-Methyl-2-pentanone	BRL	10		ug/L	143790	1	03/20/2011 22:35	SB
Acetone	BRL	50		ug/L	143790	1	03/20/2011 22:35	SB
Benzene	BRL	5.0		ug/L	143790	1	03/20/2011 22:35	SB
Bromodichloromethane	BRL	5.0		ug/L	143790	1	03/20/2011 22:35	SB
Bromoform	BRL	5.0		ug/L	143790	1	03/20/2011 22:35	SB
Bromomethane	BRL	5.0		ug/L	143790	1	03/20/2011 22:35	SB
Carbon disulfide	BRL	5.0		ug/L	143790	1	03/20/2011 22:35	SB
Carbon tetrachloride	BRL	5.0		ug/L	143790	1	03/20/2011 22:35	SB
Chlorobenzene	BRL	5.0		ug/L	143790	1	03/20/2011 22:35	SB
Chloroethane	BRL	10		ug/L	143790	1	03/20/2011 22:35	SB
Chloroform	BRL	5.0		ug/L	143790	1	03/20/2011 22:35	SB
Chloromethane	BRL	10		ug/L	143790	1	03/20/2011 22:35	SB
cis-1,2-Dichloroethene	BRL	5.0		ug/L	143790	1	03/20/2011 22:35	SB
cis-1,3-Dichloropropene	BRL	5.0		ug/L	143790	1	03/20/2011 22:35	SB
Cyclohexane	BRL	5.0		ug/L	143790	1	03/20/2011 22:35	SB
Dibromochloromethane	BRL	5.0		ug/L	143790	1	03/20/2011 22:35	SB
Dichlorodifluoromethane	BRL	10		ug/L	143790	1	03/20/2011 22:35	SB
Ethylbenzene	BRL	5.0		ug/L	143790	1	03/20/2011 22:35	SB
Freon-113	BRL	10		ug/L	143790	1	03/20/2011 22:35	SB
Isopropylbenzene	BRL	5.0		ug/L	143790	1	03/20/2011 22:35	SB
m,p-Xylene	BRL	5.0		ug/L	143790	1	03/20/2011 22:35	SB
Methyl acetate	BRL	5.0		ug/L	143790	1	03/20/2011 22:35	SB
Methyl tert-butyl ether	BRL	5.0		ug/L	143790	1	03/20/2011 22:35	SB
Methylcyclohexane	BRL	5.0		ug/L	143790	1	03/20/2011 22:35	SB
Methylene chloride	BRL	5.0		ug/L	143790	1	03/20/2011 22:35	SB
o-Xylene	BRL	5.0		ug/L	143790	1	03/20/2011 22:35	SB

Qualifiers:

- * Value exceeds maximum contaminant level
- BRL Below reporting limit
- H Holding times for preparation or analysis exceeded
- N Analyte not NELAC certified
- B Analyte detected in the associated method blank
- > Greater than Result value
- E Estimated (value above quantitation range)
- S Spike Recovery outside limits due to matrix
- Narr See case narrative
- NC Not confirmed
- < Less than Result value
- J Estimated value detected below Reporting Limit

Analytical Environmental Services, Inc **Date:** 23-Mar-11

Client:	Peachtree Environmental	**Client Sample ID:**	WC-0311-DPMW-2
Project Name:	Woodall Creek	**Collection Date:**	3/17/2011 9:40:00 AM
Lab ID:	1103G15-001	**Matrix:**	Groundwater

Analyses	Result	Reporting Limit	Qual	Units	BatchID	Dilution Factor	Date Analyzed	Analyst
TCL VOLATILE ORGANICS SW8260B (SW5030B)								
Styrene	BRL	5.0		ug/L	143790	1	03/20/2011 22:35	SB
Tetrachloroethene	BRL	5.0		ug/L	143790	1	03/20/2011 22:35	SB
Toluene	BRL	5.0		ug/L	143790	1	03/20/2011 22:35	SB
trans-1,2-Dichloroethene	BRL	5.0		ug/L	143790	1	03/20/2011 22:35	SB
trans-1,3-Dichloropropene	BRL	5.0		ug/L	143790	1	03/20/2011 22:35	SB
Trichloroethene	BRL	5.0		ug/L	143790	1	03/20/2011 22:35	SB
Trichlorofluoromethane	BRL	5.0		ug/L	143790	1	03/20/2011 22:35	SB
Vinyl chloride	BRL	2.0		ug/L	143790	1	03/20/2011 22:35	SB
Surr: 4-Bromofluorobenzene	85	64.7-130		%REC	143790	1	03/20/2011 22:35	SB
Surr: Dibromofluoromethane	110	80.7-129		%REC	143790	1	03/20/2011 22:35	SB
Surr: Toluene-d8	94.5	71.1-120		%REC	143790	1	03/20/2011 22:35	SB

Qualifiers:

*	Value exceeds maximum contaminant level	E	Estimated (value above quantitation range)
BRL	Below reporting limit	S	Spike Recovery outside limits due to matrix
H	Holding times for preparation or analysis exceeded	Narr	See case narrative
N	Analyte not NELAC certified	NC	Not confirmed
B	Analyte detected in the associated method blank	<	Less than Result value
>	Greater than Result value	J	Estimated value detected below Reporting Limit

Analytical Environmental Services, Inc **Date:** 23-Mar-11

Client:	Peachtree Environmental	**Client Sample ID:**	TRIP BLANK
Project Name:	Woodall Creek	**Collection Date:**	3/17/2011
Lab ID:	1103G15-002	**Matrix:**	Aqueous

Analyses	Result	Reporting Limit	Qual	Units	BatchID	Dilution Factor	Date Analyzed	Analyst
TCL VOLATILE ORGANICS SW8260B				**(SW5030B)**				
1,1,1-Trichloroethane	BRL	5.0		ug/L	143790	1	03/19/2011 14:58	SB
1,1,2,2-Tetrachloroethane	BRL	5.0		ug/L	143790	1	03/19/2011 14:58	SB
1,1,2-Trichloroethane	BRL	5.0		ug/L	143790	1	03/19/2011 14:58	SB
1,1-Dichloroethane	BRL	5.0		ug/L	143790	1	03/19/2011 14:58	SB
1,1-Dichloroethene	BRL	5.0		ug/L	143790	1	03/19/2011 14:58	SB
1,2,4-Trichlorobenzene	BRL	5.0		ug/L	143790	1	03/19/2011 14:58	SB
1,2-Dibromo-3-chloropropane	BRL	5.0		ug/L	143790	1	03/19/2011 14:58	SB
1,2-Dibromoethane	BRL	5.0		ug/L	143790	1	03/19/2011 14:58	SB
1,2-Dichlorobenzene	BRL	5.0		ug/L	143790	1	03/19/2011 14:58	SB
1,2-Dichloroethane	BRL	5.0		ug/L	143790	1	03/19/2011 14:58	SB
1,2-Dichloropropane	BRL	5.0		ug/L	143790	1	03/19/2011 14:58	SB
1,3-Dichlorobenzene	BRL	5.0		ug/L	143790	1	03/19/2011 14:58	SB
1,4-Dichlorobenzene	BRL	5.0		ug/L	143790	1	03/19/2011 14:58	SB
2-Butanone	BRL	50		ug/L	143790	1	03/19/2011 14:58	SB
2-Hexanone	BRL	10		ug/L	143790	1	03/19/2011 14:58	SB
4-Methyl-2-pentanone	BRL	10		ug/L	143790	1	03/19/2011 14:58	SB
Acetone	BRL	50		ug/L	143790	1	03/19/2011 14:58	SB
Benzene	BRL	5.0		ug/L	143790	1	03/19/2011 14:58	SB
Bromodichloromethane	BRL	5.0		ug/L	143790	1	03/19/2011 14:58	SB
Bromoform	BRL	5.0		ug/L	143790	1	03/19/2011 14:58	SB
Bromomethane	BRL	5.0		ug/L	143790	1	03/19/2011 14:58	SB
Carbon disulfide	BRL	5.0		ug/L	143790	1	03/19/2011 14:58	SB
Carbon tetrachloride	BRL	5.0		ug/L	143790	1	03/19/2011 14:58	SB
Chlorobenzene	BRL	5.0		ug/L	143790	1	03/19/2011 14:58	SB
Chloroethane	BRL	10		ug/L	143790	1	03/19/2011 14:58	SB
Chloroform	BRL	5.0		ug/L	143790	1	03/19/2011 14:58	SB
Chloromethane	BRL	10		ug/L	143790	1	03/19/2011 14:58	SB
cis-1,2-Dichloroethene	BRL	5.0		ug/L	143790	1	03/19/2011 14:58	SB
cis-1,3-Dichloropropene	BRL	5.0		ug/L	143790	1	03/19/2011 14:58	SB
Cyclohexane	BRL	5.0		ug/L	143790	1	03/19/2011 14:58	SB
Dibromochloromethane	BRL	5.0		ug/L	143790	1	03/19/2011 14:58	SB
Dichlorodifluoromethane	BRL	10		ug/L	143790	1	03/19/2011 14:58	SB
Ethylbenzene	BRL	5.0		ug/L	143790	1	03/19/2011 14:58	SB
Freon-113	BRL	10		ug/L	143790	1	03/19/2011 14:58	SB
Isopropylbenzene	BRL	5.0		ug/L	143790	1	03/19/2011 14:58	SB
m,p-Xylene	BRL	5.0		ug/L	143790	1	03/19/2011 14:58	SB
Methyl acetate	BRL	5.0		ug/L	143790	1	03/19/2011 14:58	SB
Methyl tert-butyl ether	BRL	5.0		ug/L	143790	1	03/19/2011 14:58	SB
Methylcyclohexane	BRL	5.0		ug/L	143790	1	03/19/2011 14:58	SB
Methylene chloride	BRL	5.0		ug/L	143790	1	03/19/2011 14:58	SB
o-Xylene	BRL	5.0		ug/L	143790	1	03/19/2011 14:58	SB

Qualifiers:

- * Value exceeds maximum contaminant level
- BRL Below reporting limit
- H Holding times for preparation or analysis exceeded
- N Analyte not NELAC certified
- B Analyte detected in the associated method blank
- > Greater than Result value
- E Estimated (value above quantitation range)
- S Spike Recovery outside limits due to matrix
- Narr See case narrative
- NC Not confirmed
- < Less than Result value
- J Estimated value detected below Reporting Limit

Analytical Environmental Services, Inc **Date:** 23-Mar-11

Client:	Peachtree Environmental	**Client Sample ID:**	TRIP BLANK
Project Name:	Woodall Creek	**Collection Date:**	3/17/2011
Lab ID:	1103G15-002	**Matrix:**	Aqueous

Analyses	Result	Reporting Limit	Qual	Units	BatchID	Dilution Factor	Date Analyzed	Analyst
TCL VOLATILE ORGANICS SW8260B				**(SW5030B)**				
Styrene	BRL	5.0		ug/L	143790	1	03/19/2011 14:58	SB
Tetrachloroethene	BRL	5.0		ug/L	143790	1	03/19/2011 14:58	SB
Toluene	BRL	5.0		ug/L	143790	1	03/19/2011 14:58	SB
trans-1,2-Dichloroethene	BRL	5.0		ug/L	143790	1	03/19/2011 14:58	SB
trans-1,3-Dichloropropene	BRL	5.0		ug/L	143790	1	03/19/2011 14:58	SB
Trichloroethene	BRL	5.0		ug/L	143790	1	03/19/2011 14:58	SB
Trichlorofluoromethane	BRL	5.0		ug/L	143790	1	03/19/2011 14:58	SB
Vinyl chloride	BRL	2.0		ug/L	143790	1	03/19/2011 14:58	SB
Surr: 4-Bromofluorobenzene	85.9	64.7-130		%REC	143790	1	03/19/2011 14:58	SB
Surr: Dibromofluoromethane	97.5	80.7-129		%REC	143790	1	03/19/2011 14:58	SB
Surr: Toluene-d8	92	71.1-120		%REC	143790	1	03/19/2011 14:58	SB

Qualifiers:

*	Value exceeds maximum contaminant level	E	Estimated (value above quantitation range)
BRL	Below reporting limit	S	Spike Recovery outside limits due to matrix
H	Holding times for preparation or analysis exceeded	Narr	See case narrative
N	Analyte not NELAC certified	NC	Not confirmed
B	Analyte detected in the associated method blank	<	Less than Result value
>	Greater than Result value	J	Estimated value detected below Reporting Limit

Analytical Environmental Services, Inc.

Sample/Cooler Receipt Checklist

Client Peachtree Env Work Order Number 1103G15

Checklist completed by N Dunda 3/17/11
Signature Date

Carrier name: FedEx __ UPS __ Courier __ Client ✓ US Mail __ Other _____

Shipping container/cooler in good condition? Yes ✓ No __ Not Present __

Custody seals intact on shipping container/cooler? Yes __ No __ Not Present ✓

Custody seals intact on sample bottles? Yes __ No __ Not Present ✓

Container/Temp Blank temperature in compliance? (4°C±2)* Yes ✓ No __

Cooler #1 4°C Cooler #2 _____ Cooler #3 _____ Cooler #4 _____ Cooler#5 _____ Cooler #6 _____

Chain of custody present? Yes ✓ No __

Chain of custody signed when relinquished and received? Yes ✓ No __

Chain of custody agrees with sample labels? Yes ✓ No __

Samples in proper container/bottle? Yes ✓ No __

Sample containers intact? Yes ✓ No __

Sufficient sample volume for indicated test? Yes ✓ No __

All samples received within holding time? Yes ✓ No __

Was TAT marked on the COC? Yes ✓ No __

Proceed with Standard TAT as per project history? Yes __ No __ Not Applicable ✓

Water - VOA vials have zero headspace? No VOA vials submitted __ Yes ✓ No __

Water - pH acceptable upon receipt? Yes ✓ No __ Not Applicable __

Adjusted? _____ Checked by _____

Sample Condition: Good __ ✓ Other(Explain) _____

(For diffusive samples or AIHA lead) Is a known blank included? Yes __ No ✓

See Case Narrative for resolution of the Non-Conformance.

* Samples do not have to comply with the given range for certain parameters.

\L\Quality Assurance\Checklists Procedures Sign-Off Templates\Checklists\Sample Receipt Checklists\Sample_Cooler_Receipt_Checklist

Client: Peachtree Environmental
Project Name: Woodall Creek
Workorder: 1103G15

ANALYTICAL QC SUMMARY REPORT

BatchID: 143790

Sample ID: **MB-143790** Client ID: Units: **ug/L** Prep Date: **03/19/2011** Run No: **192947**
SampleType: **MBLK** TestCode: **TCL VOLATILE ORGANICS SW8260B** BatchID: **143790** Analysis Date: **03/19/2011** Seq No: **4025547**

Analyte	Result	RPT Limit	SPK value	SPK Ref Val	%REC	Low Limit	High Limit	RPD Ref Val	%RPD	RPD Limit	Qual
1,1,1-Trichloroethane	BRL	5.0	0	0	0	0	0	0	0	0	
1,1,2,2-Tetrachloroethane	BRL	5.0	0	0	0	0	0	0	0	0	
1,1,2-Trichloroethane	BRL	5.0	0	0	0	0	0	0	0	0	
1,1-Dichloroethane	BRL	5.0	0	0	0	0	0	0	0	0	
1,1-Dichloroethene	BRL	5.0	0	0	0	0	0	0	0	0	
1,2,4-Trichlorobenzene	BRL	5.0	0	0	0	0	0	0	0	0	
1,2-Dibromo-3-chloropropane	BRL	5.0	0	0	0	0	0	0	0	0	
1,2-Dibromoethane	BRL	5.0	0	0	0	0	0	0	0	0	
1,2-Dichlorobenzene	BRL	5.0	0	0	0	0	0	0	0	0	
1,2-Dichloroethane	BRL	5.0	0	0	0	0	0	0	0	0	
1,2-Dichloropropane	BRL	5.0	0	0	0	0	0	0	0	0	
1,3-Dichlorobenzene	BRL	5.0	0	0	0	0	0	0	0	0	
1,4-Dichlorobenzene	BRL	5.0	0	0	0	0	0	0	0	0	
2-Butanone	BRL	50	0	0	0	0	0	0	0	0	
2-Hexanone	BRL	10	0	0	0	0	0	0	0	0	
4-Methyl-2-pentanone	BRL	10	0	0	0	0	0	0	0	0	
Acetone	BRL	50	0	0	0	0	0	0	0	0	
Benzene	BRL	5.0	0	0	0	0	0	0	0	0	
Bromodichloromethane	BRL	5.0	0	0	0	0	0	0	0	0	
Bromoform	BRL	5.0	0	0	0	0	0	0	0	0	
Bromomethane	BRL	5.0	0	0	0	0	0	0	0	0	
Carbon disulfide	BRL	5.0	0	0	0	0	0	0	0	0	
Carbon tetrachloride	BRL	5.0	0	0	0	0	0	0	0	0	
Chlorobenzene	BRL	5.0	0	0	0	0	0	0	0	0	
Chloroethane	BRL	10	0	0	0	0	0	0	0	0	
Chloroform	BRL	5.0	0	0	0	0	0	0	0	0	
Chloromethane	BRL	10	0	0	0	0	0	0	0	0	

Qualifiers:

>	Greater than Result value	<	Less than Result value	B	Analyte detected in the associated method blank
BRL	Below reporting limit	E	Estimated (value above quantitation range)	H	Holding times for preparation or analysis exceeded
J	Estimated value detected below Reporting Limit	N	Analyte not NELAC certified	R	RPD outside limits due to matrix
Rpt Lim	Reporting Limit	S	Spike Recovery outside limits due to matrix		

Client: Peachtree Environmental
Project Name: Woodall Creek
Workorder: 1103G15

ANALYTICAL QC SUMMARY REPORT

BatchID: 143790

Sample ID: **MB-143790** Client ID: Units: **ug/L** Prep Date: **03/19/2011** Run No: **192947**
SampleType: **MBLK** TestCode: **TCL VOLATILE ORGANICS SW8260B** BatchID: **143790** Analysis Date: **03/19/2011** Seq No: **4025547**

Analyte	Result	RPT Limit	SPK value	SPK Ref Val	%REC	Low Limit	High Limit	RPD Ref Val	%RPD	RPD Limit	Qual
cis-1,2-Dichloroethene	BRL	5.0	0	0	0	0	0	0	0	0	
cis-1,3-Dichloropropene	BRL	5.0	0	0	0	0	0	0	0	0	
Cyclohexane	BRL	5.0	0	0	0	0	0	0	0	0	
Dibromochloromethane	BRL	5.0	0	0	0	0	0	0	0	0	
Dichlorodifluoromethane	BRL	10	0	0	0	0	0	0	0	0	
Ethylbenzene	BRL	5.0	0	0	0	0	0	0	0	0	
Freon-113	BRL	10	0	0	0	0	0	0	0	0	
Isopropylbenzene	BRL	5.0	0	0	0	0	0	0	0	0	
m,p-Xylene	BRL	5.0	0	0	0	0	0	0	0	0	
Methyl acetate	BRL	5.0	0	0	0	0	0	0	0	0	
Methyl tert-butyl ether	BRL	5.0	0	0	0	0	0	0	0	0	
Methylcyclohexane	BRL	5.0	0	0	0	0	0	0	0	0	
Methylene chloride	BRL	5.0	0	0	0	0	0	0	0	0	
o-Xylene	BRL	5.0	0	0	0	0	0	0	0	0	
Styrene	BRL	5.0	0	0	0	0	0	0	0	0	
Tetrachloroethene	BRL	5.0	0	0	0	0	0	0	0	0	
Toluene	BRL	5.0	0	0	0	0	0	0	0	0	
trans-1,2-Dichloroethene	BRL	5.0	0	0	0	0	0	0	0	0	
trans-1,3-Dichloropropene	BRL	5.0	0	0	0	0	0	0	0	0	
Trichloroethene	BRL	5.0	0	0	0	0	0	0	0	0	
Trichlorofluoromethane	BRL	5.0	0	0	0	0	0	0	0	0	
Vinyl chloride	BRL	2.0	0	0	0	0	0	0	0	0	
Surr: 4-Bromofluorobenzene	44.52	0	50	0	89	64.7	130	0	0	0	
Surr: Dibromofluoromethane	45.67	0	50	0	91.3	80.7	129	0	0	0	
Surr: Toluene-d8	45.86	0	50	0	91.7	71.1	120	0	0	0	

Qualifiers:

>	Greater than Result value	<	Less than Result value	B	Analyte detected in the associated method blank
BRL	Below reporting limit	E	Estimated (value above quantitation range)	H	Holding times for preparation or analysis exceeded
J	Estimated value detected below Reporting Limit	N	Analyte not NELAC certified	R	RPD outside limits due to matrix
Rpt Lim	Reporting Limit	S	Spike Recovery outside limits due to matrix		

Client: Peachtree Environmental
Project Name: Woodall Creek
Workorder: 1103G15

ANALYTICAL QC SUMMARY REPORT

BatchID: 143790

Sample ID: **LCS-143790** Client ID: Units: **ug/L** Prep Date: **03/19/2011** Run No: **192947**
SampleType: **LCS** TestCode: **TCL VOLATILE ORGANICS SW8260B** BatchID: **143790** Analysis Date: **03/19/2011** Seq No: **4025552**

Analyte	Result	RPT Limit	SPK value	SPK Ref Val	%REC	Low Limit	High Limit	RPD Ref Val	%RPD	RPD Limit	Qual
1,1-Dichloroethene	53.08	5.0	50	0	106	60	140	0	0	0	
Benzene	54.01	5.0	50	0	108	70	130	0	0	0	
Chlorobenzene	50.85	5.0	50	0	102	70	130	0	0	0	
Toluene	54.89	5.0	50	0	110	70	130	0	0	0	
Trichloroethene	58.23	5.0	50	0	116	70	130	0	0	0	
Surr: 4-Bromofluorobenzene	46.64	0	50	0	93.3	64.7	130	0	0	0	
Surr: Dibromofluoromethane	47.99	0	50	0	96	80.7	129	0	0	0	
Surr: Toluene-d8	49.69	0	50	0	99.4	71.1	120	0	0	0	

Sample ID: **1103D99-004AMS** Client ID: Units: **ug/L** Prep Date: **03/19/2011** Run No: **192956**
SampleType: **MS** TestCode: **TCL VOLATILE ORGANICS SW8260B** BatchID: **143790** Analysis Date: **03/20/2011** Seq No: **4025616**

Analyte	Result	RPT Limit	SPK value	SPK Ref Val	%REC	Low Limit	High Limit	RPD Ref Val	%RPD	RPD Limit	Qual
1,1-Dichloroethene	51.37	5.0	50	0	103	46.2	183	0	0	0	
Benzene	53.27	5.0	50	0	107	62.2	143	0	0	0	
Chlorobenzene	52.08	5.0	50	0	104	72.2	137	0	0	0	
Toluene	54.64	5.0	50	0	109	57.8	149	0	0	0	
Trichloroethene	58.06	5.0	50	0	116	70.5	149	0	0	0	
Surr: 4-Bromofluorobenzene	47.49	0	50	0	95	64.7	130	0	0	0	
Surr: Dibromofluoromethane	54.36	0	50	0	109	80.7	129	0	0	0	
Surr: Toluene-d8	52.57	0	50	0	105	71.1	120	0	0	0	

Sample ID: **1103D99-004AMSD** Client ID: Units: **ug/L** Prep Date: **03/19/2011** Run No: **192956**
SampleType: **MSD** TestCode: **TCL VOLATILE ORGANICS SW8260B** BatchID: **143790** Analysis Date: **03/21/2011** Seq No: **4025618**

Analyte	Result	RPT Limit	SPK value	SPK Ref Val	%REC	Low Limit	High Limit	RPD Ref Val	%RPD	RPD Limit	Qual
1,1-Dichloroethene	51.38	5.0	50	0	103	46.2	183	51.37	0.02	20	
Benzene	52.82	5.0	50	0	106	62.2	143	53.27	0.848	20	

Qualifiers:

>	Greater than Result value	<	Less than Result value	B	Analyte detected in the associated method blank
BRL	Below reporting limit	E	Estimated (value above quantitation range)	H	Holding times for preparation or analysis exceeded
J	Estimated value detected below Reporting Limit	N	Analyte not NELAC certified	R	RPD outside limits due to matrix
Rpt Lim	Reporting Limit	S	Spike Recovery outside limits due to matrix		

Client: Peachtree Environmental
Project Name: Woodall Creek
Workorder: 1103G15

ANALYTICAL QC SUMMARY REPORT

BatchID: 143790

Sample ID: **1103D99-004AMSD** Client ID: Units: **ug/L** Prep Date: **03/19/2011** Run No: **192956**
SampleType: **MSD** TestCode: **TCL VOLATILE ORGANICS SW8260B** BatchID: **143790** Analysis Date: **03/21/2011** Seq No: **4025618**

Analyte	Result	RPT Limit	SPK value	SPK Ref Val	%REC	Low Limit	High Limit	RPD Ref Val	%RPD	RPD Limit	Qual
Chlorobenzene	50.55	5.0	50	0	101	72.2	137	52.08	2.98	20	
Toluene	53.71	5.0	50	0	107	57.8	149	54.64	1.72	20	
Trichloroethene	54.95	5.0	50	0	110	70.5	149	58.06	5.5	20	
Surr: 4-Bromofluorobenzene	48.57	0	50	0	97.1	64.7	130	47.49	0	0	
Surr: Dibromofluoromethane	55.16	0	50	0	110	80.7	129	54.36	0	0	
Surr: Toluene-d8	52.43	0	50	0	105	71.1	120	52.57	0	0	

Qualifiers:

>	Greater than Result value	<	Less than Result value	B	Analyte detected in the associated method blank
BRL	Below reporting limit	E	Estimated (value above quantitation range)	H	Holding times for preparation or analysis exceeded
J	Estimated value detected below Reporting Limit	N	Analyte not NELAC certified	R	RPD outside limits due to matrix
Rpt Lim	Reporting Limit	S	Spike Recovery outside limits due to matrix		

State of Florida
Department of Health, Bureau of Laboratories

This is to certify that

E87582

ANALYTICAL ENVIRONMENTAL SERVICES, INC.
3785 PRESIDENTIAL PARKWAY
ATLANTA, GA 30340

has complied with Florida Administrative Code 64E-1,
for the examination of Environmental samples in the following categories

DRINKING WATER - MICROBIOLOGY, NON-POTABLE WATER - EXTRACTABLE ORGANICS, NON-POTABLE WATER - GENERAL CHEMISTRY, NON-POTABLE WATER - METALS, NON-POTABLE WATER - MICROBIOLOGY, NON-POTABLE WATER - PESTICIDES-HERBICIDES-PCB'S, NON-POTABLE WATER - VOLATILE ORGANICS, SOLID AND CHEMICAL MATERIALS - EXTRACTABLE ORGANICS, SOLID AND CHEMICAL MATERIALS - GENERAL CHEMISTRY, SOLID AND CHEMICAL MATERIALS - METALS, SOLID AND CHEMICAL MATERIALS - PESTICIDES-HERBICIDES-PCB'S, SOLID AND CHEMICAL MATERIALS - VOLATILE ORGANICS

Continued certification is contingent upon successful on-going compliance with the NELAC Standards and FAC Rule 64E-1 regulations. Specific methods and analytes certified are cited on the Laboratory Scope of Accreditation for this laboratory and are on file at the Bureau of Laboratories, P. O. Box 210, Jacksonville, Florida 32231. Clients and customers are urged to verify with this agency the laboratory's certification status in Florida for particular methods and analytes.

EFFECTIVE July 01, 2010 THROUGH June 30, 2011

Max Salfinger, M.D.
Chief, Bureau of Laboratories
Florida Department of Health
DH Form 1697, 7/04
NON-TRANSFERABLE E87582-15-07/01/2010
Supersedes all previously issued certificates

AES

ANALYTICAL ENVIRONMENTAL SERVICES, INC.

March 23, 2011

Art Picken
Peachtree Environmental
5384 Chaversham Lane
Norcross GA 300922167

TEL: (770) 449-6100
FAX: (770) 449-6119

RE: Woodall Creek

Dear Art Picken: Order No: 1103I66

Analytical Environmental Services, Inc. received 2 samples on 3/21/2011 9:50:00 AM for the analyses presented in following report.

No problems were encountered during the analyses. Additionally, all results for the associated Quality Control samples were within EPA and/or AES established limits. Any discrepancies associated with the analyses contained herein will be noted and submitted in the form of a project Case Narrative.
AES' certifications are as follows:
-NELAC/Florida Certification number E87582 for analysis of Environmental Water, soil/hazardous waste, and Drinking Water Microbiology, effective 07/01/10-06/30/11.
-AIHA Certification ID #100671 for Industrial Hygiene samples (Organics, Inorganics), Environmental Lead (Paint, Soil, Dust Wipes, Air), and Environmental Microbiology (Fungal) effective until 09/01/11.

These results relate only to the items tested. This report may only be reproduced in full.

If you have any questions regarding these test results, please feel free to call.

Alysse Kowalski

Alvsse Kowalski
Project Manager

3785 PRESIDENTIAL PARKWAY • ATLANTA, GEORGIA 30340 • TEL: (770) 457-8177 • FAX: (770)457-8188

ANALYTICAL ENVIRONMENTAL SERVICES, INC
3785 Presidential Parkway, Atlanta GA 30340-3704
AES TEL.: (770) 457-8177 / TOLL-FREE (800) 972-4889 / FAX: (770) 457-8188

CHAIN OF CUSTODY

Work Order: 1103166

Date: 3-21-11 Page 1 of 1

COMPANY:	ADDRESS:
Peachtree Environmental, Inc.	5384 Chaversham Ln. Norcross, GA 30092
PHONE: 770-449-6100	FAX:
SAMPLED BY: Art W. Picken & Virginia M. Holland	SIGNATURE: Virginia M. Holland

#	SAMPLE ID	SAMPLED DATE	SAMPLED TIME	Grab	Composite	Matrix (See codes)	VOCs	PRESERVATION (See codes) HNI	REMARKS	No # of Containers
1	WC-0311-MPMW-19	3-21-11	8:43AM	X		GW		X		2
2	Trip Blanks									2
3	Temp Blank									1
4										
5										
6										
7										
8										
9										
10										
11										
12										
13										
14										

ANALYSIS REQUESTED

Visit our website www.aesatlanta.com to check on the status of your results, place bottle orders, etc.

RELINQUISHED BY	DATE/TIME	RECEIVED BY	DATE/TIME
1: Virginia M. Holland	3-21-11 9:50AM	1:	3/21/11 9:50
2:		2:	
3:		3:	

PROJECT INFORMATION

PROJECT NAME: Woodall Creek
PROJECT #: 2665
SITE ADDRESS: Atlanta, GA
SEND REPORT TO: W. Lucas, A. Picken, C MacPherson
INVOICE TO: (IF DIFFERENT FROM ABOVE)
QUOTE #: PO#:

RECEIPT

Total # of Containers: 5

Turnaround Time Request
- ☒ Standard 5 Business Days
- ○ 2 Business Day Rush
- ○ Next Business Day Rush
- ○ Same Day Rush **(auth req.)**
- ○ Other

STATE PROGRAM (if any):
E-mail? (Y) / N; Fax? Y / N
DATA PACKAGE: (I) II III IV

SPECIAL INSTRUCTIONS/COMMENTS:

SHIPMENT METHOD
OUT / / VIA:
IN / / VIA:
(CLIENT) FedEx UPS MAIL COURIER
GREYHOUND OTHER

SAMPLES RECEIVED AFTER 3PM OR SATURDAY ARE CONSIDERED AS RECEIVED ON THE NEXT BUSINESS DAY; IF NO TAT IS MARKED ON COC AES WILL PROCEED AS STANDARD TAT.
SAMPLES ARE DISPOSED OF 30 DAYS AFTER COMPLETION OF REPORT UNLESS OTHER ARRANGEMENTS ARE MADE.

MATRIX CODES: A = Air GW = Groundwater SE = Sediment SO = Soil SW = Surface Water W = Water (Blanks) DW = Drinking Water (Blanks) O = Other (specify) WW = Waste Water
PRESERVATIVE CODES: H+I = Hydrochloric acid + ice I = Ice only N = Nitric acid S+I = Sulfuric acid + ice S/M+I = Sodium Bisulfate/Methanol + ice O = Other (specify) NA = None

White Copy - Original; Yellow Copy - Client

Analytical Environmental Services, Inc **Date:** 23-Mar-11

Client:	Peachtree Environmental	**Client Sample ID:**	WC-0311-MPMW-19
Project Name:	Woodall Creek	**Collection Date:**	3/21/2011 8:43:00 AM
Lab ID:	1103I66-001	**Matrix:**	Groundwater

Analyses	Result	Reporting Limit	Qual	Units	BatchID	Dilution Factor	Date Analyzed	Analyst
TCL VOLATILE ORGANICS SW8260B				**(SW5030B)**				
1,1,1-Trichloroethane	BRL	5.0		ug/L	143872	1	03/23/2011 10:14	SB
1,1,2,2-Tetrachloroethane	BRL	5.0		ug/L	143872	1	03/23/2011 10:14	SB
1,1,2-Trichloroethane	BRL	5.0		ug/L	143872	1	03/23/2011 10:14	SB
1,1-Dichloroethane	BRL	5.0		ug/L	143872	1	03/23/2011 10:14	SB
1,1-Dichloroethene	BRL	5.0		ug/L	143872	1	03/23/2011 10:14	SB
1,2,4-Trichlorobenzene	BRL	5.0		ug/L	143872	1	03/23/2011 10:14	SB
1,2-Dibromo-3-chloropropane	BRL	5.0		ug/L	143872	1	03/23/2011 10:14	SB
1,2-Dibromoethane	BRL	5.0		ug/L	143872	1	03/23/2011 10:14	SB
1,2-Dichlorobenzene	BRL	5.0		ug/L	143872	1	03/23/2011 10:14	SB
1,2-Dichloroethane	BRL	5.0		ug/L	143872	1	03/23/2011 10:14	SB
1,2-Dichloropropane	BRL	5.0		ug/L	143872	1	03/23/2011 10:14	SB
1,3-Dichlorobenzene	BRL	5.0		ug/L	143872	1	03/23/2011 10:14	SB
1,4-Dichlorobenzene	BRL	5.0		ug/L	143872	1	03/23/2011 10:14	SB
2-Butanone	BRL	50		ug/L	143872	1	03/23/2011 10:14	SB
2-Hexanone	BRL	10		ug/L	143872	1	03/23/2011 10:14	SB
4-Methyl-2-pentanone	BRL	10		ug/L	143872	1	03/23/2011 10:14	SB
Acetone	BRL	50		ug/L	143872	1	03/23/2011 10:14	SB
Benzene	BRL	5.0		ug/L	143872	1	03/23/2011 10:14	SB
Bromodichloromethane	BRL	5.0		ug/L	143872	1	03/23/2011 10:14	SB
Bromoform	BRL	5.0		ug/L	143872	1	03/23/2011 10:14	SB
Bromomethane	BRL	5.0		ug/L	143872	1	03/23/2011 10:14	SB
Carbon disulfide	BRL	5.0		ug/L	143872	1	03/23/2011 10:14	SB
Carbon tetrachloride	BRL	5.0		ug/L	143872	1	03/23/2011 10:14	SB
Chlorobenzene	BRL	5.0		ug/L	143872	1	03/23/2011 10:14	SB
Chloroethane	BRL	10		ug/L	143872	1	03/23/2011 10:14	SB
Chloroform	BRL	5.0		ug/L	143872	1	03/23/2011 10:14	SB
Chloromethane	BRL	10		ug/L	143872	1	03/23/2011 10:14	SB
cis-1,2-Dichloroethene	BRL	5.0		ug/L	143872	1	03/23/2011 10:14	SB
cis-1,3-Dichloropropene	BRL	5.0		ug/L	143872	1	03/23/2011 10:14	SB
Cyclohexane	BRL	5.0		ug/L	143872	1	03/23/2011 10:14	SB
Dibromochloromethane	BRL	5.0		ug/L	143872	1	03/23/2011 10:14	SB
Dichlorodifluoromethane	BRL	10		ug/L	143872	1	03/23/2011 10:14	SB
Ethylbenzene	BRL	5.0		ug/L	143872	1	03/23/2011 10:14	SB
Freon-113	BRL	10		ug/L	143872	1	03/23/2011 10:14	SB
Isopropylbenzene	BRL	5.0		ug/L	143872	1	03/23/2011 10:14	SB
m,p-Xylene	BRL	5.0		ug/L	143872	1	03/23/2011 10:14	SB
Methyl acetate	BRL	5.0		ug/L	143872	1	03/23/2011 10:14	SB
Methyl tert-butyl ether	BRL	5.0		ug/L	143872	1	03/23/2011 10:14	SB
Methylcyclohexane	BRL	5.0		ug/L	143872	1	03/23/2011 10:14	SB
Methylene chloride	BRL	5.0		ug/L	143872	1	03/23/2011 10:14	SB
o-Xylene	BRL	5.0		ug/L	143872	1	03/23/2011 10:14	SB

Qualifiers:

- * Value exceeds maximum contaminant level
- BRL Below reporting limit
- H Holding times for preparation or analysis exceeded
- N Analyte not NELAC certified
- B Analyte detected in the associated method blank
- > Greater than Result value
- E Estimated (value above quantitation range)
- S Spike Recovery outside limits due to matrix
- Narr See case narrative
- NC Not confirmed
- < Less than Result value
- J Estimated value detected below Reporting Limit

Analytical Environmental Services, Inc **Date:** 23-Mar-11

Client:	Peachtree Environmental	**Client Sample ID:**	WC-0311-MPMW-19
Project Name:	Woodall Creek	**Collection Date:**	3/21/2011 8:43:00 AM
Lab ID:	1103I66-001	**Matrix:**	Groundwater

Analyses	Result	Reporting Limit	Qual	Units	BatchID	Dilution Factor	Date Analyzed	Analyst
TCL VOLATILE ORGANICS SW8260B				**(SW5030B)**				
Styrene	BRL	5.0		ug/L	143872	1	03/23/2011 10:14	SB
Tetrachloroethene	BRL	5.0		ug/L	143872	1	03/23/2011 10:14	SB
Toluene	BRL	5.0		ug/L	143872	1	03/23/2011 10:14	SB
trans-1,2-Dichloroethene	BRL	5.0		ug/L	143872	1	03/23/2011 10:14	SB
trans-1,3-Dichloropropene	BRL	5.0		ug/L	143872	1	03/23/2011 10:14	SB
Trichloroethene	BRL	5.0		ug/L	143872	1	03/23/2011 10:14	SB
Trichlorofluoromethane	BRL	5.0		ug/L	143872	1	03/23/2011 10:14	SB
Vinyl chloride	BRL	2.0		ug/L	143872	1	03/23/2011 10:14	SB
Surr: 4-Bromofluorobenzene	87	64.7-130		%REC	143872	1	03/23/2011 10:14	SB
Surr: Dibromofluoromethane	97.3	80.7-129		%REC	143872	1	03/23/2011 10:14	SB
Surr: Toluene-d8	91.9	71.1-120		%REC	143872	1	03/23/2011 10:14	SB

Qualifiers:

*	Value exceeds maximum contaminant level	E	Estimated (value above quantitation range)
BRL	Below reporting limit	S	Spike Recovery outside limits due to matrix
H	Holding times for preparation or analysis exceeded	Narr	See case narrative
N	Analyte not NELAC certified	NC	Not confirmed
B	Analyte detected in the associated method blank	<	Less than Result value
>	Greater than Result value	J	Estimated value detected below Reporting Limit

Analytical Environmental Services, Inc **Date:** 23-Mar-11

Client:	Peachtree Environmental	**Client Sample ID:**	TRIP BLANK
Project Name:	Woodall Creek	**Collection Date:**	3/21/2011
Lab ID:	1103I66-002	**Matrix:**	Aqueous

Analyses	Result	Reporting Limit	Qual	Units	BatchID	Dilution Factor	Date Analyzed	Analyst
TCL VOLATILE ORGANICS SW8260B				**(SW5030B)**				
1,1,1-Trichloroethane	BRL	5.0		ug/L	143872	1	03/22/2011 17:33	SB
1,1,2,2-Tetrachloroethane	BRL	5.0		ug/L	143872	1	03/22/2011 17:33	SB
1,1,2-Trichloroethane	BRL	5.0		ug/L	143872	1	03/22/2011 17:33	SB
1,1-Dichloroethane	BRL	5.0		ug/L	143872	1	03/22/2011 17:33	SB
1,1-Dichloroethene	BRL	5.0		ug/L	143872	1	03/22/2011 17:33	SB
1,2,4-Trichlorobenzene	BRL	5.0		ug/L	143872	1	03/22/2011 17:33	SB
1,2-Dibromo-3-chloropropane	BRL	5.0		ug/L	143872	1	03/22/2011 17:33	SB
1,2-Dibromoethane	BRL	5.0		ug/L	143872	1	03/22/2011 17:33	SB
1,2-Dichlorobenzene	BRL	5.0		ug/L	143872	1	03/22/2011 17:33	SB
1,2-Dichloroethane	BRL	5.0		ug/L	143872	1	03/22/2011 17:33	SB
1,2-Dichloropropane	BRL	5.0		ug/L	143872	1	03/22/2011 17:33	SB
1,3-Dichlorobenzene	BRL	5.0		ug/L	143872	1	03/22/2011 17:33	SB
1,4-Dichlorobenzene	BRL	5.0		ug/L	143872	1	03/22/2011 17:33	SB
2-Butanone	BRL	50		ug/L	143872	1	03/22/2011 17:33	SB
2-Hexanone	BRL	10		ug/L	143872	1	03/22/2011 17:33	SB
4-Methyl-2-pentanone	BRL	10		ug/L	143872	1	03/22/2011 17:33	SB
Acetone	BRL	50		ug/L	143872	1	03/22/2011 17:33	SB
Benzene	BRL	5.0		ug/L	143872	1	03/22/2011 17:33	SB
Bromodichloromethane	BRL	5.0		ug/L	143872	1	03/22/2011 17:33	SB
Bromoform	BRL	5.0		ug/L	143872	1	03/22/2011 17:33	SB
Bromomethane	BRL	5.0		ug/L	143872	1	03/22/2011 17:33	SB
Carbon disulfide	BRL	5.0		ug/L	143872	1	03/22/2011 17:33	SB
Carbon tetrachloride	BRL	5.0		ug/L	143872	1	03/22/2011 17:33	SB
Chlorobenzene	BRL	5.0		ug/L	143872	1	03/22/2011 17:33	SB
Chloroethane	BRL	10		ug/L	143872	1	03/22/2011 17:33	SB
Chloroform	BRL	5.0		ug/L	143872	1	03/22/2011 17:33	SB
Chloromethane	BRL	10		ug/L	143872	1	03/22/2011 17:33	SB
cis-1,2-Dichloroethene	BRL	5.0		ug/L	143872	1	03/22/2011 17:33	SB
cis-1,3-Dichloropropene	BRL	5.0		ug/L	143872	1	03/22/2011 17:33	SB
Cyclohexane	BRL	5.0		ug/L	143872	1	03/22/2011 17:33	SB
Dibromochloromethane	BRL	5.0		ug/L	143872	1	03/22/2011 17:33	SB
Dichlorodifluoromethane	BRL	10		ug/L	143872	1	03/22/2011 17:33	SB
Ethylbenzene	BRL	5.0		ug/L	143872	1	03/22/2011 17:33	SB
Freon-113	BRL	10		ug/L	143872	1	03/22/2011 17:33	SB
Isopropylbenzene	BRL	5.0		ug/L	143872	1	03/22/2011 17:33	SB
m,p-Xylene	BRL	5.0		ug/L	143872	1	03/22/2011 17:33	SB
Methyl acetate	BRL	5.0		ug/L	143872	1	03/22/2011 17:33	SB
Methyl tert-butyl ether	BRL	5.0		ug/L	143872	1	03/22/2011 17:33	SB
Methylcyclohexane	BRL	5.0		ug/L	143872	1	03/22/2011 17:33	SB
Methylene chloride	BRL	5.0		ug/L	143872	1	03/22/2011 17:33	SB
o-Xylene	BRL	5.0		ug/L	143872	1	03/22/2011 17:33	SB

Qualifiers:

- * Value exceeds maximum contaminant level
- BRL Below reporting limit
- H Holding times for preparation or analysis exceeded
- N Analyte not NELAC certified
- B Analyte detected in the associated method blank
- > Greater than Result value
- E Estimated (value above quantitation range)
- S Spike Recovery outside limits due to matrix
- Narr See case narrative
- NC Not confirmed
- < Less than Result value
- J Estimated value detected below Reporting Limit

Analytical Environmental Services, Inc **Date:** 23-Mar-11

Client:	Peachtree Environmental	**Client Sample ID:**	TRIP BLANK
Project Name:	Woodall Creek	**Collection Date:**	3/21/2011
Lab ID:	1103I66-002	**Matrix:**	Aqueous

Analyses	Result	Reporting Limit	Qual	Units	BatchID	Dilution Factor	Date Analyzed	Analyst
TCL VOLATILE ORGANICS SW8260B				**(SW5030B)**				
Styrene	BRL	5.0		ug/L	143872	1	03/22/2011 17:33	SB
Tetrachloroethene	BRL	5.0		ug/L	143872	1	03/22/2011 17:33	SB
Toluene	BRL	5.0		ug/L	143872	1	03/22/2011 17:33	SB
trans-1,2-Dichloroethene	BRL	5.0		ug/L	143872	1	03/22/2011 17:33	SB
trans-1,3-Dichloropropene	BRL	5.0		ug/L	143872	1	03/22/2011 17:33	SB
Trichloroethene	BRL	5.0		ug/L	143872	1	03/22/2011 17:33	SB
Trichlorofluoromethane	BRL	5.0		ug/L	143872	1	03/22/2011 17:33	SB
Vinyl chloride	BRL	2.0		ug/L	143872	1	03/22/2011 17:33	SB
Surr: 4-Bromofluorobenzene	88.6	64.7-130		%REC	143872	1	03/22/2011 17:33	SB
Surr: Dibromofluoromethane	92.1	80.7-129		%REC	143872	1	03/22/2011 17:33	SB
Surr: Toluene-d8	89.2	71.1-120		%REC	143872	1	03/22/2011 17:33	SB

Qualifiers:

*	Value exceeds maximum contaminant level	E	Estimated (value above quantitation range)
BRL	Below reporting limit	S	Spike Recovery outside limits due to matrix
H	Holding times for preparation or analysis exceeded	Narr	See case narrative
N	Analyte not NELAC certified	NC	Not confirmed
B	Analyte detected in the associated method blank	<	Less than Result value
>	Greater than Result value	J	Estimated value detected below Reporting Limit

Analytical Environmental Services, Inc.

Sample/Cooler Receipt Checklist

Client Peachtree Env Work Order Number 1103I66

Checklist completed by N Dunlap 3/21/11
Signature Date

Carrier name: FedEx __ UPS __ Courier __ Client ✓ US Mail __ Other _____

Shipping container/cooler in good condition? Yes ✓ No __ Not Present __

Custody seals intact on shipping container/cooler? Yes __ No __ Not Present ✓

Custody seals intact on sample bottles? Yes __ No __ Not Present ✓

Container/Temp Blank temperature in compliance? (4°C±2)* Yes ✓ No __

Cooler #1 4°C Cooler #2 _____ Cooler #3 _____ Cooler #4 _____ Cooler#5 _____ Cooler #6 _____

Chain of custody present? Yes ✓ No __

Chain of custody signed when relinquished and received? Yes ✓ No __

Chain of custody agrees with sample labels? Yes ✓ No __

Samples in proper container/bottle? Yes ✓ No __

Sample containers intact? Yes ✓ No __

Sufficient sample volume for indicated test? Yes ✓ No __

All samples received within holding time? Yes ✓ No __

Was TAT marked on the COC? Yes ✓ No __

Proceed with Standard TAT as per project history? Yes __ No __ Not Applicable ✓

Water - VOA vials have zero headspace? No VOA vials submitted __ Yes ✓ No __

Water - pH acceptable upon receipt? Yes ✓ No __ Not Applicable __

Adjusted? _____ Checked by _____

Sample Condition: Good ✓ Other(Explain) _____

(For diffusive samples or AIHA lead) Is a known blank included? Yes __ No ✓

See Case Narrative for resolution of the Non-Conformance.

* Samples do not have to comply with the given range for certain parameters.

\L\Quality Assurance\Checklists Procedures Sign-Off Templates\Checklists\Sample Receipt Checklists\Sample_Cooler_Receipt_Checklist

Client: Peachtree Environmental
Project Name: Woodall Creek
Workorder: 1103I66

ANALYTICAL QC SUMMARY REPORT

BatchID: 143872

Sample ID: **MB-143872** Client ID: Units: **ug/L** Prep Date: **03/22/2011** Run No: **193106**
SampleType: **MBLK** TestCode: **TCL VOLATILE ORGANICS SW8260B** BatchID: **143872** Analysis Date: **03/22/2011** Seq No: **4028581**

Analyte	Result	RPT Limit	SPK value	SPK Ref Val	%REC	Low Limit	High Limit	RPD Ref Val	%RPD	RPD Limit	Qual
1,1,1-Trichloroethane	BRL	5.0	0	0	0	0	0	0	0	0	
1,1,2,2-Tetrachloroethane	BRL	5.0	0	0	0	0	0	0	0	0	
1,1,2-Trichloroethane	BRL	5.0	0	0	0	0	0	0	0	0	
1,1-Dichloroethane	BRL	5.0	0	0	0	0	0	0	0	0	
1,1-Dichloroethene	BRL	5.0	0	0	0	0	0	0	0	0	
1,2,4-Trichlorobenzene	BRL	5.0	0	0	0	0	0	0	0	0	
1,2-Dibromo-3-chloropropane	BRL	5.0	0	0	0	0	0	0	0	0	
1,2-Dibromoethane	BRL	5.0	0	0	0	0	0	0	0	0	
1,2-Dichlorobenzene	BRL	5.0	0	0	0	0	0	0	0	0	
1,2-Dichloroethane	BRL	5.0	0	0	0	0	0	0	0	0	
1,2-Dichloropropane	BRL	5.0	0	0	0	0	0	0	0	0	
1,3-Dichlorobenzene	BRL	5.0	0	0	0	0	0	0	0	0	
1,4-Dichlorobenzene	BRL	5.0	0	0	0	0	0	0	0	0	
2-Butanone	BRL	50	0	0	0	0	0	0	0	0	
2-Hexanone	BRL	10	0	0	0	0	0	0	0	0	
4-Methyl-2-pentanone	BRL	10	0	0	0	0	0	0	0	0	
Acetone	BRL	50	0	0	0	0	0	0	0	0	
Benzene	BRL	5.0	0	0	0	0	0	0	0	0	
Bromodichloromethane	BRL	5.0	0	0	0	0	0	0	0	0	
Bromoform	BRL	5.0	0	0	0	0	0	0	0	0	
Bromomethane	BRL	5.0	0	0	0	0	0	0	0	0	
Carbon disulfide	BRL	5.0	0	0	0	0	0	0	0	0	
Carbon tetrachloride	BRL	5.0	0	0	0	0	0	0	0	0	
Chlorobenzene	BRL	5.0	0	0	0	0	0	0	0	0	
Chloroethane	BRL	10	0	0	0	0	0	0	0	0	
Chloroform	BRL	5.0	0	0	0	0	0	0	0	0	
Chloromethane	BRL	10	0	0	0	0	0	0	0	0	

Qualifiers:

>	Greater than Result value	<	Less than Result value	B	Analyte detected in the associated method blank
BRL	Below reporting limit	E	Estimated (value above quantitation range)	H	Holding times for preparation or analysis exceeded
J	Estimated value detected below Reporting Limit	N	Analyte not NELAC certified	R	RPD outside limits due to matrix
Rpt Lim	Reporting Limit	S	Spike Recovery outside limits due to matrix		

Client: Peachtree Environmental
Project Name: Woodall Creek
Workorder: 1103I66

ANALYTICAL QC SUMMARY REPORT

BatchID: 143872

Sample ID: **MB-143872** Client ID: Units: **ug/L** Prep Date: **03/22/2011** Run No: **193106**
SampleType: **MBLK** TestCode: **TCL VOLATILE ORGANICS SW8260B** BatchID: **143872** Analysis Date: **03/22/2011** Seq No: **4028581**

Analyte	Result	RPT Limit	SPK value	SPK Ref Val	%REC	Low Limit	High Limit	RPD Ref Val	%RPD	RPD Limit	Qual
cis-1,2-Dichloroethene	BRL	5.0	0	0	0	0	0	0	0	0	
cis-1,3-Dichloropropene	BRL	5.0	0	0	0	0	0	0	0	0	
Cyclohexane	BRL	5.0	0	0	0	0	0	0	0	0	
Dibromochloromethane	BRL	5.0	0	0	0	0	0	0	0	0	
Dichlorodifluoromethane	BRL	10	0	0	0	0	0	0	0	0	
Ethylbenzene	BRL	5.0	0	0	0	0	0	0	0	0	
Freon-113	BRL	10	0	0	0	0	0	0	0	0	
Isopropylbenzene	BRL	5.0	0	0	0	0	0	0	0	0	
m,p-Xylene	BRL	5.0	0	0	0	0	0	0	0	0	
Methyl acetate	BRL	5.0	0	0	0	0	0	0	0	0	
Methyl tert-butyl ether	BRL	5.0	0	0	0	0	0	0	0	0	
Methylcyclohexane	BRL	5.0	0	0	0	0	0	0	0	0	
Methylene chloride	BRL	5.0	0	0	0	0	0	0	0	0	
o-Xylene	BRL	5.0	0	0	0	0	0	0	0	0	
Styrene	BRL	5.0	0	0	0	0	0	0	0	0	
Tetrachloroethene	BRL	5.0	0	0	0	0	0	0	0	0	
Toluene	BRL	5.0	0	0	0	0	0	0	0	0	
trans-1,2-Dichloroethene	BRL	5.0	0	0	0	0	0	0	0	0	
trans-1,3-Dichloropropene	BRL	5.0	0	0	0	0	0	0	0	0	
Trichloroethene	BRL	5.0	0	0	0	0	0	0	0	0	
Trichlorofluoromethane	BRL	5.0	0	0	0	0	0	0	0	0	
Vinyl chloride	BRL	2.0	0	0	0	0	0	0	0	0	
Surr: 4-Bromofluorobenzene	46.57	0	50	0	93.1	64.7	130	0	0	0	
Surr: Dibromofluoromethane	46.61	0	50	0	93.2	80.7	129	0	0	0	
Surr: Toluene-d8	43.32	0	50	0	86.6	71.1	120	0	0	0	

Qualifiers:

>	Greater than Result value	<	Less than Result value	B	Analyte detected in the associated method blank
BRL	Below reporting limit	E	Estimated (value above quantitation range)	H	Holding times for preparation or analysis exceeded
J	Estimated value detected below Reporting Limit	N	Analyte not NELAC certified	R	RPD outside limits due to matrix
Rpt Lim	Reporting Limit	S	Spike Recovery outside limits due to matrix		

Client: Peachtree Environmental
Project Name: Woodall Creek
Workorder: 1103I66

ANALYTICAL QC SUMMARY REPORT

BatchID: 143872

Sample ID: **LCS-143872** Client ID: Units: **ug/L** Prep Date: **03/22/2011** Run No: **193106**
SampleType: **LCS** TestCode: **TCL VOLATILE ORGANICS SW8260B** BatchID: **143872** Analysis Date: **03/22/2011** Seq No: **4028515**

Analyte	Result	RPT Limit	SPK value	SPK Ref Val	%REC	Low Limit	High Limit	RPD Ref Val	%RPD	RPD Limit	Qual
1,1-Dichloroethene	51.91	5.0	50	0	104	60	140	0	0	0	
Benzene	53.63	5.0	50	0	107	70	130	0	0	0	
Chlorobenzene	48.42	5.0	50	0	96.8	70	130	0	0	0	
Toluene	49.86	5.0	50	0	99.7	70	130	0	0	0	
Trichloroethene	52.47	5.0	50	0	105	70	130	0	0	0	
Surr: 4-Bromofluorobenzene	51.99	0	50	0	104	64.7	130	0	0	0	
Surr: Dibromofluoromethane	48.80	0	50	0	97.6	80.7	129	0	0	0	
Surr: Toluene-d8	48.30	0	50	0	96.6	71.1	120	0	0	0	

Sample ID: **1103H37-002AMS** Client ID: Units: **ug/L** Prep Date: **03/22/2011** Run No: **193106**
SampleType: **MS** TestCode: **TCL VOLATILE ORGANICS SW8260B** BatchID: **143872** Analysis Date: **03/22/2011** Seq No: **4029989**

Analyte	Result	RPT Limit	SPK value	SPK Ref Val	%REC	Low Limit	High Limit	RPD Ref Val	%RPD	RPD Limit	Qual
1,1-Dichloroethene	4836	500	5000	0	96.7	46.2	183	0	0	0	
Benzene	5472	500	5000	0	109	62.2	143	0	0	0	
Chlorobenzene	4962	500	5000	0	99.2	72.2	137	0	0	0	
Toluene	5583	500	5000	0	112	57.8	149	0	0	0	
Trichloroethene	5639	500	5000	0	113	70.5	149	0	0	0	
Surr: 4-Bromofluorobenzene	5328	0	5000	0	107	64.7	130	0	0	0	
Surr: Dibromofluoromethane	5272	0	5000	0	105	80.7	129	0	0	0	
Surr: Toluene-d8	4998	0	5000	0	100	71.1	120	0	0	0	

Sample ID: **1103H37-002AMSD** Client ID: Units: **ug/L** Prep Date: **03/22/2011** Run No: **193106**
SampleType: **MSD** TestCode: **TCL VOLATILE ORGANICS SW8260B** BatchID: **143872** Analysis Date: **03/22/2011** Seq No: **4029993**

Analyte	Result	RPT Limit	SPK value	SPK Ref Val	%REC	Low Limit	High Limit	RPD Ref Val	%RPD	RPD Limit	Qual
1,1-Dichloroethene	5216	500	5000	0	104	46.2	183	4836	7.56	20	
Benzene	5312	500	5000	0	106	62.2	143	5472	2.97	20	

Qualifiers:

>	Greater than Result value	<	Less than Result value	B	Analyte detected in the associated method blank
BRL	Below reporting limit	E	Estimated (value above quantitation range)	H	Holding times for preparation or analysis exceeded
J	Estimated value detected below Reporting Limit	N	Analyte not NELAC certified	R	RPD outside limits due to matrix
Rpt Lim	Reporting Limit	S	Spike Recovery outside limits due to matrix		

Client: Peachtree Environmental
Project Name: Woodall Creek
Workorder: 1103I66

ANALYTICAL QC SUMMARY REPORT

BatchID: 143872

Sample ID: **1103H37-002AMSD** Client ID:
SampleType: **MSD** TestCode: **TCL VOLATILE ORGANICS SW8260B**
Units: **ug/L** Prep Date: **03/22/2011** Run No: **193106**
BatchID: **143872** Analysis Date: **03/22/2011** Seq No: **4029993**

Analyte	Result	RPT Limit	SPK value	SPK Ref Val	%REC	Low Limit	High Limit	RPD Ref Val	%RPD	RPD Limit	Qual
Chlorobenzene	4995	500	5000	0	99.9	72.2	137	4962	0.663	20	
Toluene	5106	500	5000	0	102	57.8	149	5583	8.93	20	
Trichloroethene	5381	500	5000	0	108	70.5	149	5639	4.68	20	
Surr: 4-Bromofluorobenzene	5068	0	5000	0	101	64.7	130	5328	0	0	
Surr: Dibromofluoromethane	4832	0	5000	0	96.6	80.7	129	5272	0	0	
Surr: Toluene-d8	5042	0	5000	0	101	71.1	120	4998	0	0	

Qualifiers:

>	Greater than Result value	<	Less than Result value	B	Analyte detected in the associated method blank
BRL	Below reporting limit	E	Estimated (value above quantitation range)	H	Holding times for preparation or analysis exceeded
J	Estimated value detected below Reporting Limit	N	Analyte not NELAC certified	R	RPD outside limits due to matrix
Rpt Lim	Reporting Limit	S	Spike Recovery outside limits due to matrix		

State of Florida
Department of Health, Bureau of Laboratories

This is to certify that

E87582

ANALYTICAL ENVIRONMENTAL SERVICES, INC.
3785 PRESIDENTIAL PARKWAY
ATLANTA, GA 30340

has complied with Florida Administrative Code 64E-1,
for the examination of Environmental samples in the following categories

DRINKING WATER - MICROBIOLOGY, NON-POTABLE WATER - EXTRACTABLE ORGANICS, NON-POTABLE WATER - GENERAL CHEMISTRY, NON-POTABLE WATER - METALS, NON-POTABLE WATER - MICROBIOLOGY, NON-POTABLE WATER - PESTICIDES-HERBICIDES-PCB'S, NON-POTABLE WATER - VOLATILE ORGANICS, SOLID AND CHEMICAL MATERIALS - EXTRACTABLE ORGANICS, SOLID AND CHEMICAL MATERIALS - GENERAL CHEMISTRY, SOLID AND CHEMICAL MATERIALS - METALS, SOLID AND CHEMICAL MATERIALS - PESTICIDES-HERBICIDES-PCB'S, SOLID AND CHEMICAL MATERIALS - VOLATILE ORGANICS

Continued certification is contingent upon successful on-going compliance with the NELAC Standards and FAC Rule 64E-1 regulations. Specific methods and analytes certified are cited on the Laboratory Scope of Accreditation for this laboratory and are on file at the Bureau of Laboratories, P. O. Box 210, Jacksonville, Florida 32231. Clients and customers are urged to verify with this agency the laboratory's certification status in Florida for particular methods and analytes.

EFFECTIVE July 01, 2010 THROUGH June 30, 2011

Max Salfinger, M.D.
Chief, Bureau of Laboratories
Florida Department of Health
DH Form 1697, 7/04
NON-TRANSFERABLE E87582-15-07/01/2010
Supersedes all previously issued certificates

AES

ANALYTICAL ENVIRONMENTAL SERVICES, INC.

November 11, 2008

Art Picken
Peachtree Environmental
5384 Chaversham Lane
Norcross, GA 30092-2167

TEL: (770) 449-6100
FAX (770) 449-6119

RE: Woodall Creek

Dear Art Picken:

Order No.: 0811137

Analytical Environmental Services, Inc. received 3 samples on 11/4/2008 3:35:00 PM for the analyses presented in the following report.

No problems were encountered during the analyses. Additionally, all results for the associated Quality Control samples were within EPA and/or AES established limits. Any discrepancies associated with the analyses contained herein will be noted and submitted in the form of a project Case Narrative.
AES' certifications are as follows:
-NELAC/Florida Certification number E87582 for analysis of Environmental Water, soil/hazardous waste, and Drinking Water Microbiology, effective 07/01/08-06/30/09.
-AIHA Certification ID #100671 for Industrial Hygiene samples (Organics, Inorganics), Environmental Lead (Paint, Soil, Dust Wipes, Air), and Environmental Microbiology (Fungal) effective until 08/01/09.

These results relate only to the items tested. This report may only be reproduced in full and contains 19 total pages (including cover letter).

If you have any questions regarding these test results, please feel free to call.

Sincerely,

for Justin Sasser
Project Manager



State of Florida
Department of Health, Bureau of Laboratories

This is to certify that

E87582

ANALYTICAL ENVIRONMENTAL SERVICES, INC.
3785 PRESIDENTIAL PARKWAY
ATLANTA, GA 30340

has complied with Florida Administrative Code 64E-1,
for the examination of Environmental samples in the following categories

DRINKING WATER - MICROBIOLOGY, NON-POTABLE WATER - EXTRACTABLE ORGANICS, NON-POTABLE WATER - GENERAL CHEMISTRY, NON-POTABLE WATER - METALS, NON-POTABLE WATER - MICROBIOLOGY, NON-POTABLE WATER - PESTICIDES-HERBICIDES-PCB'S, NON-POTABLE WATER - VOLATILE ORGANICS, SOLID AND CHEMICAL MATERIALS - EXTRACTABLE ORGANICS, SOLID AND CHEMICAL MATERIALS - GENERAL CHEMISTRY, SOLID AND CHEMICAL MATERIALS - METALS, SOLID AND CHEMICAL MATERIALS - PESTICIDES-HERBICIDES-PCB'S, SOLID AND CHEMICAL MATERIALS - VOLATILE ORGANICS

Continued certification is contingent upon successful on-going compliance with the NELAC Standards and FAC Rule 64E-1 regulations. Specific methods and analytes certified are cited on the Laboratory Scope of Accreditation for this laboratory and are on file at the Bureau of Laboratories, P. O. Box 210, Jacksonville, Florida 32231. Clients and customers are urged to verify with this agency the laboratory's certification status in Florida for particular methods and analytes.

EFFECTIVE July 01, 2008 THROUGH June 30, 2009

Max Saffinger, M.D.
Chief, Bureau of Laboratories
Florida Department of Health
DH Form 1697, 7/04
NON-TRANSFERABLE E87582-12-07/01/2008
Supersedes all previously issued certificates

ANALYTICAL ENVIRONMENTAL SERVICES, INC
3785 Presidential Parkway, Atlanta GA 30340-3704
AES TEL.: (770) 457-8177 / TOLL-FREE (800) 972-4889 / FAX: (770) 457-8188

CHAIN OF CUSTODY

Work Order: 0811137

Date: 10/31/08 Page 1 of 1

COMPANY:	ADDRESS:
PEACHTREE ENVIRONMENTAL	5384 CHANDERSHAM LN. NORCROSS, GA 30092
PHONE: 770 449-6100	FAX: 770-449-6119
SAMPLED BY: A. PICKEN	SIGNATURE:

#	SAMPLE ID	SAMPLED DATE	SAMPLED TIME	Grab	Composite	Matrix (See codes)	VOCs	No # of Containers	REMARKS
1	WC-1008-MW4-9	10/30/08	2:00	X		SO	X	4	
2	WC-1008-MW5-9	10/31/08	9:45	X		SO	X	4	
3	TEMP BLANK							1	
4	TRIP BLANK							2	
5									
6									
7									
8									
9									
10									
11									
12									
13									
14									

PRESERVATION (See codes)

ANALYSIS REQUESTED

Visit our website www.aesatlanta.com to check on the status of your results, place bottle orders, etc.

RELINQUISHED BY	DATE/TIME	RECEIVED BY	DATE/TIME
1:	11/4/08 1:27	1: Virginia M. Fobbs	1:27PM
2: Virginia M. Fobbs	11/4/08 3:34PM	2:	11/4/08 3:35
3:		3:	

SPECIAL INSTRUCTIONS/COMMENTS:

SHIPMENT METHOD
OUT / / VIA:
IN / / VIA:
CLIENT FedEx UPS MAIL COURIER
GREYHOUND OTHER_____

PROJECT INFORMATION
PROJECT NAME: WOODALL CREEK
PROJECT #: 2665
SITE ADDRESS: Ellsworth Ind.
SEND REPORT TO: A. Picken
INVOICE TO: (IF DIFFERENT FROM ABOVE)
QUOTE #: PO#:

RECEIPT
Total # of Containers

Turnaround Time Request
- [X] Standard 5 Business Days
- [ ] 2 Business Day Rush
- [ ] Next Business Day Rush
- [ ] Same Day Rush (auth req.)
- [ ] Other _____

STATE PROGRAM (if any): _____
E-mail? Y / N; Fax? Y / N
DATA PACKAGE: I II III IV

SAMPLES RECEIVED AFTER 3PM OR SATURDAY ARE CONSIDERED AS RECEIVED ON THE NEXT BUSINESS DAY; IF NO TAT IS MARKED ON COC AES WILL PROCEED AS STANDARD TAT.
SAMPLES ARE DISPOSED OF 30 DAYS AFTER COMPLETION OF REPORT UNLESS OTHER ARRANGEMENTS ARE MADE.

MATRIX CODES: A = Air GW = Groundwater SE = Sediment SO = Soil SW = Surface Water W = Water (Blanks) DW = Drinking Water (Blanks) O = Other (specify)
PRESERVATIVE CODES: H+I = Hydrochloric acid + ice I = Ice only N = Nitric acid S+I = Sulfuric acid + ice S/M+I = Sodium Bisulfate/Methanol + ice O = Other (specify) NA = None

White Copy - Original; Yellow Copy - Client

Analytical Environmental Services, Inc.

Sample/Cooler Receipt Checklist

Client Peachtree Env. Work Order Number 0811137

Checklist completed by JV Demiday 11/04/08
Signature Date

Carrier name: FedEx __ UPS __ Courier __ Client ✓ US Mail __ Other _____

Shipping container/cooler in good condition? Yes ✓ No __ Not Present __

Custody seals intact on shipping container/cooler? Yes __ No __ Not Present ✓

Custody seals intact on sample bottles? Yes __ No __ Not Present ✓

Container/Temp Blank temperature in compliance? (4°C±2)* Yes ✓ No __

Cooler #1 4°C Cooler #2 _____ Cooler #3 _____ Cooler #4 _____ Cooler#5 _____ Cooler #6 _____

Chain of custody present? Yes ✓ No __

Chain of custody signed when relinquished and received? Yes ✓ No __

Chain of custody agrees with sample labels? Yes ✓ No __

Samples in proper container/bottle? Yes ✓ No __

Sample containers intact? Yes ✓ No __

Sufficient sample volume for indicated test? Yes ✓ No __

All samples received within holding time? Yes ✓ No __

Was TAT marked on the COC? Yes ✓ No __

Proceed with Standard TAT as per project history? Yes __ No __ Not Applicable ✓

Water - VOA vials have zero headspace? No VOA vials submitted __ Yes ✓ No __

Water - pH acceptable upon receipt? Yes ✓ No __ Not Applicable __

Adjusted? _____ Checked by _____

Sample Condition: Good ✓ Other(Explain) _____

(For diffusive samples or AIHA lead) Is a known blank included? Yes __ No ✓

See Case Narrative for resolution of the Non-Conformance.

* Samples do not have to comply with the given range for certain parameters.

Analytical Environmental Services, Inc. **Date:** *11-Nov-08*

CLIENT: Peachtree Environmental
Project: Woodall Creek
Lab Order: 0811137

CASE NARRATIVE

Volatile Organic Compounds Analysis by Method 8260B:

Percent recovery for the internal standard compound 1,4-Dichlorobenzene-d4 on sample 0811137-001A was outside control limits biased low due to suspected matrix interference. All other internal standard recoveries were within control limits.

Analytical Environmental Services, Inc.

Date: *11-Nov-08*

CLIENT: Peachtree Environmental
Project: Woodall Creek
Lab ID: 0811137-001

Client Sample ID: WC-1008-MW4-9
Collection Date: 10/30/2008 2:00:00 PM
Matrix: SOIL

Analyses	Result	Reporting Limit	Qual	Units	BatchID	Dilution Factor	Date Analyzed
TCL VOLATILE ORGANICS		**SW8260B**		**(SW5035)**			Analyst: **SD**
1,1,1-Trichloroethane	BRL	0.0057		mg/Kg-dry	106368	1	11/10/2008 3:08 PM
1,1,2,2-Tetrachloroethane	BRL	0.0057		mg/Kg-dry	106368	1	11/10/2008 3:08 PM
1,1,2-Trichloroethane	BRL	0.0057		mg/Kg-dry	106368	1	11/10/2008 3:08 PM
1,1-Dichloroethane	BRL	0.0057		mg/Kg-dry	106368	1	11/10/2008 3:08 PM
1,1-Dichloroethene	BRL	0.0057		mg/Kg-dry	106368	1	11/10/2008 3:08 PM
1,2,4-Trichlorobenzene	BRL	0.0057		mg/Kg-dry	106368	1	11/10/2008 3:08 PM
1,2-Dibromo-3-chloropropane	BRL	0.0057		mg/Kg-dry	106368	1	11/10/2008 3:08 PM
1,2-Dibromoethane	BRL	0.0057		mg/Kg-dry	106368	1	11/10/2008 3:08 PM
1,2-Dichlorobenzene	BRL	0.0057		mg/Kg-dry	106368	1	11/10/2008 3:08 PM
1,2-Dichloroethane	BRL	0.0057		mg/Kg-dry	106368	1	11/10/2008 3:08 PM
1,2-Dichloropropane	BRL	0.0057		mg/Kg-dry	106368	1	11/10/2008 3:08 PM
1,3-Dichlorobenzene	BRL	0.0057		mg/Kg-dry	106368	1	11/10/2008 3:08 PM
1,4-Dichlorobenzene	BRL	0.0057		mg/Kg-dry	106368	1	11/10/2008 3:08 PM
2-Butanone	BRL	0.057		mg/Kg-dry	106368	1	11/10/2008 3:08 PM
2-Hexanone	BRL	0.011		mg/Kg-dry	106368	1	11/10/2008 3:08 PM
4-Methyl-2-pentanone	BRL	0.011		mg/Kg-dry	106368	1	11/10/2008 3:08 PM
Acetone	BRL	0.11		mg/Kg-dry	106368	1	11/10/2008 3:08 PM
Benzene	BRL	0.0057		mg/Kg-dry	106368	1	11/10/2008 3:08 PM
Bromodichloromethane	BRL	0.0057		mg/Kg-dry	106368	1	11/10/2008 3:08 PM
Bromoform	BRL	0.0057		mg/Kg-dry	106368	1	11/10/2008 3:08 PM
Bromomethane	BRL	0.0057		mg/Kg-dry	106368	1	11/10/2008 3:08 PM
Carbon disulfide	BRL	0.011		mg/Kg-dry	106368	1	11/10/2008 3:08 PM
Carbon tetrachloride	BRL	0.0057		mg/Kg-dry	106368	1	11/10/2008 3:08 PM
Chlorobenzene	BRL	0.0057		mg/Kg-dry	106368	1	11/10/2008 3:08 PM
Chloroethane	BRL	0.011		mg/Kg-dry	106368	1	11/10/2008 3:08 PM
Chloroform	BRL	0.0057		mg/Kg-dry	106368	1	11/10/2008 3:08 PM
Chloromethane	BRL	0.011		mg/Kg-dry	106368	1	11/10/2008 3:08 PM
cis-1,2-Dichloroethene	0.026	0.0057		mg/Kg-dry	106368	1	11/10/2008 3:08 PM
cis-1,3-Dichloropropene	BRL	0.0057		mg/Kg-dry	106368	1	11/10/2008 3:08 PM
Cyclohexane	BRL	0.0057		mg/Kg-dry	106368	1	11/10/2008 3:08 PM
Dibromochloromethane	BRL	0.0057		mg/Kg-dry	106368	1	11/10/2008 3:08 PM
Dichlorodifluoromethane	BRL	0.011		mg/Kg-dry	106368	1	11/10/2008 3:08 PM
Ethylbenzene	BRL	0.0057		mg/Kg-dry	106368	1	11/10/2008 3:08 PM
Freon-113	BRL	0.011		mg/Kg-dry	106368	1	11/10/2008 3:08 PM
Isopropylbenzene	BRL	0.0057		mg/Kg-dry	106368	1	11/10/2008 3:08 PM
m,p-Xylene	BRL	0.011		mg/Kg-dry	106368	1	11/10/2008 3:08 PM
Methyl acetate	BRL	0.0057		mg/Kg-dry	106368	1	11/10/2008 3:08 PM
Methyl tert-butyl ether	BRL	0.0057		mg/Kg-dry	106368	1	11/10/2008 3:08 PM
Methylcyclohexane	BRL	0.0057		mg/Kg-dry	106368	1	11/10/2008 3:08 PM
Methylene chloride	BRL	0.0057		mg/Kg-dry	106368	1	11/10/2008 3:08 PM

Qualifiers:

*	Value exceeds Maximum Contaminant Level
BRL	Below Reporting Limit
H	Holding times for preparation or analysis exceeded
N	Analyte not NELAC certified
B	Analyte detected in the associated Method Blank
>	Greater than Result value
E	Estimated (Value above quantitation range)
S	Surrogate Recovery outside accepted recovery limits
Narr	See Case Narrative
NC	Not Confirmed
<	Less than Result value

Analytical Environmental Services, Inc.

Date: *11-Nov-08*

CLIENT: Peachtree Environmental
Project: Woodall Creek
Lab ID: 0811137-001

Client Sample ID: WC-1008-MW4-9
Collection Date: 10/30/2008 2:00:00 PM
Matrix: SOIL

Analyses	Result	Reporting Limit	Qual	Units	BatchID	Dilution Factor	Date Analyzed
TCL VOLATILE ORGANICS		**SW8260B**		**(SW5035)**			Analyst: **SD**
o-Xylene	BRL	0.0057		mg/Kg-dry	106368	1	11/10/2008 3:08 PM
Styrene	BRL	0.0057		mg/Kg-dry	106368	1	11/10/2008 3:08 PM
Tetrachloroethene	BRL	0.0057		mg/Kg-dry	106368	1	11/10/2008 3:08 PM
Toluene	BRL	0.0057		mg/Kg-dry	106368	1	11/10/2008 3:08 PM
trans-1,2-Dichloroethene	BRL	0.0057		mg/Kg-dry	106368	1	11/10/2008 3:08 PM
trans-1,3-Dichloropropene	BRL	0.0057		mg/Kg-dry	106368	1	11/10/2008 3:08 PM
Trichloroethene	BRL	0.0057		mg/Kg-dry	106368	1	11/10/2008 3:08 PM
Trichlorofluoromethane	BRL	0.0057		mg/Kg-dry	106368	1	11/10/2008 3:08 PM
Vinyl chloride	BRL	0.011		mg/Kg-dry	106368	1	11/10/2008 3:08 PM
Surr: 4-Bromofluorobenzene	67.7	53.1-130		%REC	106368	1	11/10/2008 3:08 PM
Surr: Dibromofluoromethane	106	61.4-159		%REC	106368	1	11/10/2008 3:08 PM
Surr: Toluene-d8	91.3	69.9-123		%REC	106368	1	11/10/2008 3:08 PM
PERCENT MOISTURE		**D2216**					Analyst: **JF**
Percent Moisture	14.0	0		wt%		1	11/5/2008 3:00 PM

Qualifiers:

*	Value exceeds Maximum Contaminant Level	E	Estimated (Value above quantitation range)
BRL	Below Reporting Limit	S	Surrogate Recovery outside accepted recovery limits
H	Holding times for preparation or analysis exceeded	Narr	See Case Narrative
N	Analyte not NELAC certified	NC	Not Confirmed
B	Analyte detected in the associated Method Blank	<	Less than Result value
>	Greater than Result value		

Analytical Environmental Services, Inc.

Date: *11-Nov-08*

CLIENT: Peachtree Environmental
Project: Woodall Creek
Lab ID: 0811137-002

Client Sample ID: WC-1008-MW5-9
Collection Date: 10/31/2008 9:45:00 AM
Matrix: SOIL

Analyses	Result	Reporting Limit	Qual	Units	BatchID	Dilution Factor	Date Analyzed
TCL VOLATILE ORGANICS		**SW8260B**		**(SW5035)**			Analyst: **SD**
1,1,1-Trichloroethane	BRL	0.0083		mg/Kg-dry	106368	1	11/10/2008 3:34 PM
1,1,2,2-Tetrachloroethane	BRL	0.0083		mg/Kg-dry	106368	1	11/10/2008 3:34 PM
1,1,2-Trichloroethane	BRL	0.0083		mg/Kg-dry	106368	1	11/10/2008 3:34 PM
1,1-Dichloroethane	BRL	0.0083		mg/Kg-dry	106368	1	11/10/2008 3:34 PM
1,1-Dichloroethene	BRL	0.0083		mg/Kg-dry	106368	1	11/10/2008 3:34 PM
1,2,4-Trichlorobenzene	BRL	0.0083		mg/Kg-dry	106368	1	11/10/2008 3:34 PM
1,2-Dibromo-3-chloropropane	BRL	0.0083		mg/Kg-dry	106368	1	11/10/2008 3:34 PM
1,2-Dibromoethane	BRL	0.0083		mg/Kg-dry	106368	1	11/10/2008 3:34 PM
1,2-Dichlorobenzene	BRL	0.0083		mg/Kg-dry	106368	1	11/10/2008 3:34 PM
1,2-Dichloroethane	BRL	0.0083		mg/Kg-dry	106368	1	11/10/2008 3:34 PM
1,2-Dichloropropane	BRL	0.0083		mg/Kg-dry	106368	1	11/10/2008 3:34 PM
1,3-Dichlorobenzene	BRL	0.0083		mg/Kg-dry	106368	1	11/10/2008 3:34 PM
1,4-Dichlorobenzene	BRL	0.0083		mg/Kg-dry	106368	1	11/10/2008 3:34 PM
2-Butanone	BRL	0.083		mg/Kg-dry	106368	1	11/10/2008 3:34 PM
2-Hexanone	BRL	0.017		mg/Kg-dry	106368	1	11/10/2008 3:34 PM
4-Methyl-2-pentanone	BRL	0.017		mg/Kg-dry	106368	1	11/10/2008 3:34 PM
Acetone	BRL	0.17		mg/Kg-dry	106368	1	11/10/2008 3:34 PM
Benzene	BRL	0.0083		mg/Kg-dry	106368	1	11/10/2008 3:34 PM
Bromodichloromethane	BRL	0.0083		mg/Kg-dry	106368	1	11/10/2008 3:34 PM
Bromoform	BRL	0.0083		mg/Kg-dry	106368	1	11/10/2008 3:34 PM
Bromomethane	BRL	0.0083		mg/Kg-dry	106368	1	11/10/2008 3:34 PM
Carbon disulfide	BRL	0.017		mg/Kg-dry	106368	1	11/10/2008 3:34 PM
Carbon tetrachloride	BRL	0.0083		mg/Kg-dry	106368	1	11/10/2008 3:34 PM
Chlorobenzene	BRL	0.0083		mg/Kg-dry	106368	1	11/10/2008 3:34 PM
Chloroethane	BRL	0.017		mg/Kg-dry	106368	1	11/10/2008 3:34 PM
Chloroform	BRL	0.0083		mg/Kg-dry	106368	1	11/10/2008 3:34 PM
Chloromethane	BRL	0.017		mg/Kg-dry	106368	1	11/10/2008 3:34 PM
cis-1,2-Dichloroethene	BRL	0.0083		mg/Kg-dry	106368	1	11/10/2008 3:34 PM
cis-1,3-Dichloropropene	BRL	0.0083		mg/Kg-dry	106368	1	11/10/2008 3:34 PM
Cyclohexane	BRL	0.0083		mg/Kg-dry	106368	1	11/10/2008 3:34 PM
Dibromochloromethane	BRL	0.0083		mg/Kg-dry	106368	1	11/10/2008 3:34 PM
Dichlorodifluoromethane	BRL	0.017		mg/Kg-dry	106368	1	11/10/2008 3:34 PM
Ethylbenzene	BRL	0.0083		mg/Kg-dry	106368	1	11/10/2008 3:34 PM
Freon-113	BRL	0.017		mg/Kg-dry	106368	1	11/10/2008 3:34 PM
Isopropylbenzene	BRL	0.0083		mg/Kg-dry	106368	1	11/10/2008 3:34 PM
m,p-Xylene	BRL	0.017		mg/Kg-dry	106368	1	11/10/2008 3:34 PM
Methyl acetate	BRL	0.0083		mg/Kg-dry	106368	1	11/10/2008 3:34 PM
Methyl tert-butyl ether	BRL	0.0083		mg/Kg-dry	106368	1	11/10/2008 3:34 PM
Methylcyclohexane	BRL	0.0083		mg/Kg-dry	106368	1	11/10/2008 3:34 PM
Methylene chloride	BRL	0.0083		mg/Kg-dry	106368	1	11/10/2008 3:34 PM

Qualifiers:

*	Value exceeds Maximum Contaminant Level	E	Estimated (Value above quantitation range)
BRL	Below Reporting Limit	S	Surrogate Recovery outside accepted recovery limits
H	Holding times for preparation or analysis exceeded	Narr	See Case Narrative
N	Analyte not NELAC certified	NC	Not Confirmed
B	Analyte detected in the associated Method Blank	<	Less than Result value
>	Greater than Result value		

Analytical Environmental Services, Inc.

Date: *11-Nov-08*

CLIENT: Peachtree Environmental
Project: Woodall Creek
Lab ID: 0811137-002

Client Sample ID: WC-1008-MW5-9
Collection Date: 10/31/2008 9:45:00 AM
Matrix: SOIL

Analyses	Result	Reporting Limit	Qual	Units	BatchID	Dilution Factor	Date Analyzed
TCL VOLATILE ORGANICS		**SW8260B**		**(SW5035)**			Analyst: **SD**
o-Xylene	BRL	0.0083		mg/Kg-dry	106368	1	11/10/2008 3:34 PM
Styrene	BRL	0.0083		mg/Kg-dry	106368	1	11/10/2008 3:34 PM
Tetrachloroethene	BRL	0.0083		mg/Kg-dry	106368	1	11/10/2008 3:34 PM
Toluene	BRL	0.0083		mg/Kg-dry	106368	1	11/10/2008 3:34 PM
trans-1,2-Dichloroethene	BRL	0.0083		mg/Kg-dry	106368	1	11/10/2008 3:34 PM
trans-1,3-Dichloropropene	BRL	0.0083		mg/Kg-dry	106368	1	11/10/2008 3:34 PM
Trichloroethene	BRL	0.0083		mg/Kg-dry	106368	1	11/10/2008 3:34 PM
Trichlorofluoromethane	BRL	0.0083		mg/Kg-dry	106368	1	11/10/2008 3:34 PM
Vinyl chloride	BRL	0.017		mg/Kg-dry	106368	1	11/10/2008 3:34 PM
Surr: 4-Bromofluorobenzene	86.4	53.1-130		%REC	106368	1	11/10/2008 3:34 PM
Surr: Dibromofluoromethane	98.2	61.4-159		%REC	106368	1	11/10/2008 3:34 PM
Surr: Toluene-d8	95.8	69.9-123		%REC	106368	1	11/10/2008 3:34 PM
PERCENT MOISTURE		**D2216**					Analyst: **JF**
Percent Moisture	27.7	0		wt%		1	11/5/2008 3:00 PM

Qualifiers:

*	Value exceeds Maximum Contaminant Level	E	Estimated (Value above quantitation range)
BRL	Below Reporting Limit	S	Surrogate Recovery outside accepted recovery limits
H	Holding times for preparation or analysis exceeded	Narr	See Case Narrative
N	Analyte not NELAC certified	NC	Not Confirmed
B	Analyte detected in the associated Method Blank	<	Less than Result value
>	Greater than Result value		

Analytical Environmental Services, Inc.

Date: *11-Nov-08*

CLIENT: Peachtree Environmental
Project: Woodall Creek
Lab ID: 0811137-003

Client Sample ID: TRIP BLANK
Collection Date: 11/4/2008
Matrix: AQUEOUS

Analyses	Result	Reporting Limit	Qual	Units	BatchID	Dilution Factor	Date Analyzed
TCL VOLATILE ORGANICS		**SW8260B**			**(SW5030B)**		Analyst: **CAB**
1,1,1-Trichloroethane	BRL	5.0		ug/L	106398	1	11/10/2008 10:56 AM
1,1,2,2-Tetrachloroethane	BRL	5.0		ug/L	106398	1	11/10/2008 10:56 AM
1,1,2-Trichloroethane	BRL	5.0		ug/L	106398	1	11/10/2008 10:56 AM
1,1-Dichloroethane	BRL	5.0		ug/L	106398	1	11/10/2008 10:56 AM
1,1-Dichloroethene	BRL	5.0		ug/L	106398	1	11/10/2008 10:56 AM
1,2,4-Trichlorobenzene	BRL	5.0		ug/L	106398	1	11/10/2008 10:56 AM
1,2-Dibromo-3-chloropropane	BRL	5.0		ug/L	106398	1	11/10/2008 10:56 AM
1,2-Dibromoethane	BRL	5.0		ug/L	106398	1	11/10/2008 10:56 AM
1,2-Dichlorobenzene	BRL	5.0		ug/L	106398	1	11/10/2008 10:56 AM
1,2-Dichloroethane	BRL	5.0		ug/L	106398	1	11/10/2008 10:56 AM
1,2-Dichloropropane	BRL	5.0		ug/L	106398	1	11/10/2008 10:56 AM
1,3-Dichlorobenzene	BRL	5.0		ug/L	106398	1	11/10/2008 10:56 AM
1,4-Dichlorobenzene	BRL	5.0		ug/L	106398	1	11/10/2008 10:56 AM
2-Butanone	BRL	50		ug/L	106398	1	11/10/2008 10:56 AM
2-Hexanone	BRL	10		ug/L	106398	1	11/10/2008 10:56 AM
4-Methyl-2-pentanone	BRL	10		ug/L	106398	1	11/10/2008 10:56 AM
Acetone	BRL	50		ug/L	106398	1	11/10/2008 10:56 AM
Benzene	BRL	5.0		ug/L	106398	1	11/10/2008 10:56 AM
Bromodichloromethane	BRL	5.0		ug/L	106398	1	11/10/2008 10:56 AM
Bromoform	BRL	5.0		ug/L	106398	1	11/10/2008 10:56 AM
Bromomethane	BRL	5.0		ug/L	106398	1	11/10/2008 10:56 AM
Carbon disulfide	BRL	5.0		ug/L	106398	1	11/10/2008 10:56 AM
Carbon tetrachloride	BRL	5.0		ug/L	106398	1	11/10/2008 10:56 AM
Chlorobenzene	BRL	5.0		ug/L	106398	1	11/10/2008 10:56 AM
Chloroethane	BRL	10		ug/L	106398	1	11/10/2008 10:56 AM
Chloroform	BRL	5.0		ug/L	106398	1	11/10/2008 10:56 AM
Chloromethane	BRL	10		ug/L	106398	1	11/10/2008 10:56 AM
cis-1,2-Dichloroethene	BRL	5.0		ug/L	106398	1	11/10/2008 10:56 AM
cis-1,3-Dichloropropene	BRL	5.0		ug/L	106398	1	11/10/2008 10:56 AM
Cyclohexane	BRL	5.0		ug/L	106398	1	11/10/2008 10:56 AM
Dibromochloromethane	BRL	5.0		ug/L	106398	1	11/10/2008 10:56 AM
Dichlorodifluoromethane	BRL	10		ug/L	106398	1	11/10/2008 10:56 AM
Ethylbenzene	BRL	5.0		ug/L	106398	1	11/10/2008 10:56 AM
Freon-113	BRL	10		ug/L	106398	1	11/10/2008 10:56 AM
Isopropylbenzene	BRL	5.0		ug/L	106398	1	11/10/2008 10:56 AM
m,p-Xylene	BRL	10		ug/L	106398	1	11/10/2008 10:56 AM
Methyl acetate	BRL	5.0		ug/L	106398	1	11/10/2008 10:56 AM
Methyl tert-butyl ether	BRL	5.0		ug/L	106398	1	11/10/2008 10:56 AM
Methylcyclohexane	BRL	5.0		ug/L	106398	1	11/10/2008 10:56 AM
Methylene chloride	BRL	5.0		ug/L	106398	1	11/10/2008 10:56 AM

Qualifiers:

*	Value exceeds Maximum Contaminant Level	E	Estimated (Value above quantitation range)
BRL	Below Reporting Limit	S	Surrogate Recovery outside accepted recovery limits
H	Holding times for preparation or analysis exceeded	Narr	See Case Narrative
N	Analyte not NELAC certified	NC	Not Confirmed
B	Analyte detected in the associated Method Blank	<	Less than Result value
>	Greater than Result value		

Analytical Environmental Services, Inc.

Date: *11-Nov-08*

CLIENT: Peachtree Environmental
Project: Woodall Creek
Lab ID: 0811137-003

Client Sample ID: TRIP BLANK
Collection Date: 11/4/2008
Matrix: AQUEOUS

Analyses	Result	Reporting Limit	Qual	Units	BatchID	Dilution Factor	Date Analyzed
TCL VOLATILE ORGANICS		**SW8260B**		**(SW5030B)**			Analyst: **CAB**
o-Xylene	BRL	5.0		ug/L	106398	1	11/10/2008 10:56 AM
Styrene	BRL	5.0		ug/L	106398	1	11/10/2008 10:56 AM
Tetrachloroethene	BRL	5.0		ug/L	106398	1	11/10/2008 10:56 AM
Toluene	BRL	5.0		ug/L	106398	1	11/10/2008 10:56 AM
trans-1,2-Dichloroethene	BRL	5.0		ug/L	106398	1	11/10/2008 10:56 AM
trans-1,3-Dichloropropene	BRL	5.0		ug/L	106398	1	11/10/2008 10:56 AM
Trichloroethene	BRL	5.0		ug/L	106398	1	11/10/2008 10:56 AM
Trichlorofluoromethane	BRL	5.0		ug/L	106398	1	11/10/2008 10:56 AM
Vinyl chloride	BRL	2.0		ug/L	106398	1	11/10/2008 10:56 AM
Surr: 4-Bromofluorobenzene	72.9	61.3-128		%REC	106398	1	11/10/2008 10:56 AM
Surr: Dibromofluoromethane	109	67.8-130		%REC	106398	1	11/10/2008 10:56 AM
Surr: Toluene-d8	84.4	70.6-121		%REC	106398	1	11/10/2008 10:56 AM

Qualifiers:

*	Value exceeds Maximum Contaminant Level	E	Estimated (Value above quantitation range)
BRL	Below Reporting Limit	S	Surrogate Recovery outside accepted recovery limits
H	Holding times for preparation or analysis exceeded	Narr	See Case Narrative
N	Analyte not NELAC certified	NC	Not Confirmed
B	Analyte detected in the associated Method Blank	<	Less than Result value
>	Greater than Result value		

CLIENT: Peachtree Environmental
Work Order: 0811137
Project: Woodall Creek

ANALYTICAL QC SUMMARY REPORT

TestCode: 8260_TCL4.2_S_MG/KG

Sample ID: **MB-106368**	SampType: **MBLK**	TestCode: **8260_TCL4.2**	Units: **mg/Kg**	Prep Date: **11/9/2008**	RunNo: **136678**
Client ID:	Batch ID: **106368**	TestNo: **SW8260B**		Analysis Date: **11/9/2008**	SeqNo: **2797713**

Analyte	Result	RPT Limit	SPK value	SPK Ref Val	%REC	LowLimit	HighLimit	RPD Ref Val	%RPD	RPDLimit	Qual
1,1,1-Trichloroethane	BRL	0.0050									
1,1,2,2-Tetrachloroethane	BRL	0.0050									
1,1,2-Trichloroethane	BRL	0.0050									
1,1-Dichloroethane	BRL	0.0050									
1,1-Dichloroethene	BRL	0.0050									
1,2,4-Trichlorobenzene	BRL	0.0050									
1,2-Dibromo-3-chloropropane	BRL	0.0050									
1,2-Dibromoethane	BRL	0.0050									
1,2-Dichlorobenzene	BRL	0.0050									
1,2-Dichloroethane	BRL	0.0050									
1,2-Dichloropropane	BRL	0.0050									
1,3-Dichlorobenzene	BRL	0.0050									
1,4-Dichlorobenzene	BRL	0.0050									
2-Butanone	BRL	0.050									
2-Hexanone	BRL	0.010									
4-Methyl-2-pentanone	BRL	0.010									
Acetone	BRL	0.10									
Benzene	BRL	0.0050									
Bromodichloromethane	BRL	0.0050									
Bromoform	BRL	0.0050									
Bromomethane	BRL	0.0050									
Carbon disulfide	BRL	0.010									
Carbon tetrachloride	BRL	0.0050									
Chlorobenzene	BRL	0.0050									
Chloroethane	BRL	0.010									
Chloroform	BRL	0.0050									
Chloromethane	BRL	0.010									
cis-1,2-Dichloroethene	BRL	0.0050									

Qualifiers:

<	Less than Result value	>	Greater than Result value	B	Analyte detected in the associated Method Blank
BRL	Below Reporting Limit	E	Estimated value above quantitation range	H	Holding times for preparation or analysis exceeded
J	Estimated value detected below Reporting Limit	N	Analyte not NELAC certified	R	RPD outside limits due to matrix
Rpt Lim	Reporting Limit	S	Spike Recovery outside limits due to matrix		

CLIENT: Peachtree Environmental
Work Order: 0811137
Project: Woodall Creek

ANALYTICAL QC SUMMARY REPORT

TestCode: 8260_TCL4.2_S_MG/KG

Sample ID: MB-106368	SampType: MBLK	TestCode: 8260_TCL4.2	Units: mg/Kg	Prep Date: 11/9/2008	RunNo: 136678
Client ID:	Batch ID: 106368	TestNo: SW8260B		Analysis Date: 11/9/2008	SeqNo: 2797713

Analyte	Result	RPT Limit	SPK value	SPK Ref Val	%REC	LowLimit	HighLimit	RPD Ref Val	%RPD	RPDLimit	Qual
cis-1,3-Dichloropropene	BRL	0.0050									
Cyclohexane	BRL	0.0050									
Dibromochloromethane	BRL	0.0050									
Dichlorodifluoromethane	BRL	0.010									
Ethylbenzene	BRL	0.0050									
Freon-113	BRL	0.010									
Isopropylbenzene	BRL	0.0050									
m,p-Xylene	BRL	0.010									
Methyl acetate	BRL	0.0050									
Methyl tert-butyl ether	BRL	0.0050									
Methylcyclohexane	BRL	0.0050									
Methylene chloride	BRL	0.0050									
o-Xylene	BRL	0.0050									
Styrene	BRL	0.0050									
Tetrachloroethene	BRL	0.0050									
Toluene	BRL	0.0050									
trans-1,2-Dichloroethene	BRL	0.0050									
trans-1,3-Dichloropropene	BRL	0.0050									
Trichloroethene	BRL	0.0050									
Trichlorofluoromethane	BRL	0.0050									
Vinyl chloride	BRL	0.010									
Surr: 4-Bromofluorobenzene	0.04205	0	0.05	0	84.1	53.1	130	0	0		
Surr: Dibromofluoromethane	0.04703	0	0.05	0	94.1	61.4	159	0	0		
Surr: Toluene-d8	0.04735	0	0.05	0	94.7	69.9	123	0	0		

Sample ID: LCS-106368	SampType: LCS	TestCode: 8260_TCL4.2	Units: mg/Kg	Prep Date: 11/9/2008	RunNo: 136678
Client ID:	Batch ID: 106368	TestNo: SW8260B		Analysis Date: 11/9/2008	SeqNo: 2797714

Analyte	Result	RPT Limit	SPK value	SPK Ref Val	%REC	LowLimit	HighLimit	RPD Ref Val	%RPD	RPDLimit	Qual

Qualifiers:					
<	Less than Result value	>	Greater than Result value	B	Analyte detected in the associated Method Blank
BRL	Below Reporting Limit	E	Estimated value above quantitation range	H	Holding times for preparation or analysis exceeded
J	Estimated value detected below Reporting Limit	N	Analyte not NELAC certified	R	RPD outside limits due to matrix
Rpt Lim	Reporting Limit	S	Spike Recovery outside limits due to matrix		

CLIENT: Peachtree Environmental
Work Order: 0811137
Project: Woodall Creek

ANALYTICAL QC SUMMARY REPORT

TestCode: 8260_TCL4.2_S_MG/KG

Sample ID: LCS-106368	SampType: LCS	TestCode: 8260_TCL4.2	Units: mg/Kg	Prep Date: 11/9/2008	RunNo: 136678
Client ID:	Batch ID: 106368	TestNo: SW8260B		Analysis Date: 11/9/2008	SeqNo: 2797714

Analyte	Result	RPT Limit	SPK value	SPK Ref Val	%REC	LowLimit	HighLimit	RPD Ref Val	%RPD	RPDLimit	Qual
1,1-Dichloroethene	0.06195	0.0050	0.05	0	124	69.5	159	0	0		
Benzene	0.05424	0.0050	0.05	0	108	61.5	132	0	0		
Chlorobenzene	0.0539	0.0050	0.05	0	108	60.3	127	0	0		
Toluene	0.05924	0.0050	0.05	0	118	61.4	135	0	0		
Trichloroethene	0.05625	0.0050	0.05	0	112	63.4	137	0	0		
Surr: 4-Bromofluorobenzene	0.0545	0	0.05	0	109	53.1	130	0	0		
Surr: Dibromofluoromethane	0.04766	0	0.05	0	95.3	61.4	159	0	0		
Surr: Toluene-d8	0.05184	0	0.05	0	104	69.9	123	0	0		

Sample ID: 0811325-003AMS	SampType: MS	TestCode: 8260_TCL4.2	Units: mg/Kg-dry	Prep Date: 11/9/2008	RunNo: 136678
Client ID:	Batch ID: 106368	TestNo: SW8260B		Analysis Date: 11/9/2008	SeqNo: 2797716

Analyte	Result	RPT Limit	SPK value	SPK Ref Val	%REC	LowLimit	HighLimit	RPD Ref Val	%RPD	RPDLimit	Qual
1,1-Dichloroethene	0.06385	0.0054	0.05389	0	118	63.6	173	0	0		
Benzene	0.05566	0.0054	0.05389	0	103	73.4	133	0	0		
Chlorobenzene	0.05757	0.0054	0.05389	0	107	67.1	133	0	0		
Toluene	0.06153	0.0054	0.05389	0	114	71.4	135	0	0		
Trichloroethene	0.05826	0.0054	0.05389	0	108	75.4	138	0	0		
Surr: 4-Bromofluorobenzene	0.05843	0	0.05389	0	108	53.1	130	0	0		
Surr: Dibromofluoromethane	0.05424	0	0.05389	0	101	61.4	159	0	0		
Surr: Toluene-d8	0.05714	0	0.05389	0	106	69.9	123	0	0		

Sample ID: 0811325-003AMSD	SampType: MSD	TestCode: 8260_TCL4.2	Units: mg/Kg-dry	Prep Date: 11/9/2008	RunNo: 136678
Client ID:	Batch ID: 106368	TestNo: SW8260B		Analysis Date: 11/9/2008	SeqNo: 2797717

Analyte	Result	RPT Limit	SPK value	SPK Ref Val	%REC	LowLimit	HighLimit	RPD Ref Val	%RPD	RPDLimit	Qual
1,1-Dichloroethene	0.06968	0.0054	0.05389	0	129	63.6	173	0.06385	8.73	20.9	
Benzene	0.06236	0.0054	0.05389	0	116	73.4	133	0.05566	11.4	17.3	
Chlorobenzene	0.06288	0.0054	0.05389	0	117	67.1	133	0.05757	8.80	17.7	

Qualifiers:

<	Less than Result value	>	Greater than Result value	B	Analyte detected in the associated Method Blank
BRL	Below Reporting Limit	E	Estimated value above quantitation range	H	Holding times for preparation or analysis exceeded
J	Estimated value detected below Reporting Limit	N	Analyte not NELAC certified	R	RPD outside limits due to matrix
Rpt Lim	Reporting Limit	S	Spike Recovery outside limits due to matrix		

CLIENT: Peachtree Environmental
Work Order: 0811137
Project: Woodall Creek

ANALYTICAL QC SUMMARY REPORT

TestCode: 8260_TCL4.2_S_MG/KG

Sample ID: **0811325-003AMSD**	SampType: **MSD**	TestCode: **8260_TCL4.2**	Units: **mg/Kg-dry**	Prep Date: **11/9/2008**	RunNo: **136678**
Client ID:	Batch ID: **106368**	TestNo: **SW8260B**		Analysis Date: **11/9/2008**	SeqNo: **2797717**

Analyte	Result	RPT Limit	SPK value	SPK Ref Val	%REC	LowLimit	HighLimit	RPD Ref Val	%RPD	RPDLimit	Qual
Toluene	0.06928	0.0054	0.05389	0	129	71.4	135	0.06153	11.8	17.4	
Trichloroethene	0.06596	0.0054	0.05389	0	122	75.4	138	0.05826	12.4	17	
Surr: 4-Bromofluorobenzene	0.05888	0	0.05389	0	109	53.1	130	0.05843	0	0	
Surr: Dibromofluoromethane	0.05235	0	0.05389	0	97.1	61.4	159	0.05424	0	0	
Surr: Toluene-d8	0.05626	0	0.05389	0	104	69.9	123	0.05714	0	0	

Qualifiers:

<	Less than Result value	>	Greater than Result value	B	Analyte detected in the associated Method Blank
BRL	Below Reporting Limit	E	Estimated value above quantitation range	H	Holding times for preparation or analysis exceeded
J	Estimated value detected below Reporting Limit	N	Analyte not NELAC certified	R	RPD outside limits due to matrix
Rpt Lim	Reporting Limit	S	Spike Recovery outside limits due to matrix		

CLIENT: Peachtree Environmental
Work Order: 0811137
Project: Woodall Creek

ANALYTICAL QC SUMMARY REPORT

TestCode: 8260_TCL4.2_W

Sample ID: MB-106398	SampType: MBLK	TestCode: 8260_TCL4.2	Units: ug/L	Prep Date: 11/10/2008	RunNo: 136717
Client ID:	Batch ID: 106398	TestNo: SW8260B		Analysis Date: 11/10/2008	SeqNo: 2798670

Analyte	Result	RPT Limit	SPK value	SPK Ref Val	%REC	LowLimit	HighLimit	RPD Ref Val	%RPD	RPDLimit	Qual
1,1,1-Trichloroethane	BRL	5.0	0	0	0	0	0	0	0		
1,1,2,2-Tetrachloroethane	BRL	5.0	0	0	0	0	0	0	0		
1,1,2-Trichloroethane	BRL	5.0	0	0	0	0	0	0	0		
1,1-Dichloroethane	BRL	5.0	0	0	0	0	0	0	0		
1,1-Dichloroethene	BRL	5.0	0	0	0	0	0	0	0		
1,2,4-Trichlorobenzene	BRL	5.0	0	0	0	0	0	0	0		
1,2-Dibromo-3-chloropropane	BRL	5.0	0	0	0	0	0	0	0		
1,2-Dibromoethane	BRL	5.0	0	0	0	0	0	0	0		
1,2-Dichlorobenzene	BRL	5.0	0	0	0	0	0	0	0		
1,2-Dichloroethane	BRL	5.0	0	0	0	0	0	0	0		
1,2-Dichloropropane	BRL	5.0	0	0	0	0	0	0	0		
1,3-Dichlorobenzene	BRL	5.0	0	0	0	0	0	0	0		
1,4-Dichlorobenzene	BRL	5.0	0	0	0	0	0	0	0		
2-Butanone	BRL	50	0	0	0	0	0	0	0		
2-Hexanone	BRL	10	0	0	0	0	0	0	0		
4-Methyl-2-pentanone	BRL	10	0	0	0	0	0	0	0		
Acetone	BRL	50	0	0	0	0	0	0	0		
Benzene	BRL	5.0	0	0	0	0	0	0	0		
Bromodichloromethane	BRL	5.0	0	0	0	0	0	0	0		
Bromoform	BRL	5.0	0	0	0	0	0	0	0		
Bromomethane	BRL	5.0	0	0	0	0	0	0	0		
Carbon disulfide	BRL	5.0	0	0	0	0	0	0	0		
Carbon tetrachloride	BRL	5.0	0	0	0	0	0	0	0		
Chlorobenzene	BRL	5.0	0	0	0	0	0	0	0		
Chloroethane	BRL	10	0	0	0	0	0	0	0		
Chloroform	BRL	5.0	0	0	0	0	0	0	0		
Chloromethane	BRL	10	0	0	0	0	0	0	0		
cis-1,2-Dichloroethene	BRL	5.0	0	0	0	0	0	0	0		
cis-1,3-Dichloropropene	BRL	5.0	0	0	0	0	0	0	0		

Qualifiers:

<	Less than Result value	>	Greater than Result value	B	Analyte detected in the associated Method Blank
BRL	Below Reporting Limit	E	Estimated value above quantitation range	H	Holding times for preparation or analysis exceeded
J	Estimated value detected below Reporting Limit	N	Analyte not NELAC certified	R	RPD outside limits due to matrix
Rpt Lim	Reporting Limit	S	Spike Recovery outside limits due to matrix		

CLIENT: Peachtree Environmental
Work Order: 0811137
Project: Woodall Creek

ANALYTICAL QC SUMMARY REPORT

TestCode: 8260_TCL4.2_W

Sample ID: MB-106398	SampType: MBLK	TestCode: 8260_TCL4.2	Units: ug/L	Prep Date: 11/10/2008	RunNo: 136717
Client ID:	Batch ID: 106398	TestNo: SW8260B		Analysis Date: 11/10/2008	SeqNo: 2798670

Analyte	Result	RPT Limit	SPK value	SPK Ref Val	%REC	LowLimit	HighLimit	RPD Ref Val	%RPD	RPDLimit	Qual
Cyclohexane	BRL	5.0	0	0	0	0	0	0	0		
Dibromochloromethane	BRL	5.0	0	0	0	0	0	0	0		
Dichlorodifluoromethane	BRL	10	0	0	0	0	0	0	0		
Ethylbenzene	BRL	5.0	0	0	0	0	0	0	0		
Freon-113	BRL	10	0	0	0	0	0	0	0		
Isopropylbenzene	BRL	5.0	0	0	0	0	0	0	0		
m,p-Xylene	BRL	10	0	0	0	0	0	0	0		
Methyl acetate	BRL	5.0	0	0	0	0	0	0	0		
Methyl tert-butyl ether	BRL	5.0	0	0	0	0	0	0	0		
Methylcyclohexane	BRL	5.0	0	0	0	0	0	0	0		
Methylene chloride	BRL	5.0	0	0	0	0	0	0	0		
o-Xylene	BRL	5.0	0	0	0	0	0	0	0		
Styrene	BRL	5.0	0	0	0	0	0	0	0		
Tetrachloroethene	BRL	5.0	0	0	0	0	0	0	0		
Toluene	BRL	5.0	0	0	0	0	0	0	0		
trans-1,2-Dichloroethene	BRL	5.0	0	0	0	0	0	0	0		
trans-1,3-Dichloropropene	BRL	5.0	0	0	0	0	0	0	0		
Trichloroethene	BRL	5.0	0	0	0	0	0	0	0		
Trichlorofluoromethane	BRL	5.0	0	0	0	0	0	0	0		
Vinyl chloride	BRL	2.0	0	0	0	0	0	0	0		
Surr: 4-Bromofluorobenzene	37.4	0	50	0	74.8	61.3	128	0	0		
Surr: Dibromofluoromethane	51.26	0	50	0	103	67.8	130	0	0		
Surr: Toluene-d8	41.61	0	50	0	83.2	70.6	121	0	0		

Sample ID: LCS-106398	SampType: LCS	TestCode: 8260_TCL4.2	Units: ug/L	Prep Date: 11/10/2008	RunNo: 136717
Client ID:	Batch ID: 106398	TestNo: SW8260B		Analysis Date: 11/10/2008	SeqNo: 2798661

Analyte	Result	RPT Limit	SPK value	SPK Ref Val	%REC	LowLimit	HighLimit	RPD Ref Val	%RPD	RPDLimit	Qual
1,1-Dichloroethene	63.68	5.0	50	0	127	64.2	156	0	0		

Qualifiers:

<	Less than Result value	>	Greater than Result value	B	Analyte detected in the associated Method Blank
BRL	Below Reporting Limit	E	Estimated value above quantitation range	H	Holding times for preparation or analysis exceeded
J	Estimated value detected below Reporting Limit	N	Analyte not NELAC certified	R	RPD outside limits due to matrix
Rpt Lim	Reporting Limit	S	Spike Recovery outside limits due to matrix		

CLIENT: Peachtree Environmental
Work Order: 0811137
Project: Woodall Creek

ANALYTICAL QC SUMMARY REPORT

TestCode: 8260_TCL4.2_W

Sample ID: LCS-106398	SampType: LCS	TestCode: 8260_TCL4.2	Units: ug/L	Prep Date: 11/10/2008	RunNo: 136717
Client ID:	Batch ID: 106398	TestNo: SW8260B		Analysis Date: 11/10/2008	SeqNo: 2798661

Analyte	Result	RPT Limit	SPK value	SPK Ref Val	%REC	LowLimit	HighLimit	RPD Ref Val	%RPD	RPDLimit	Qual
Benzene	52.63	5.0	50	0	105	77.6	130	0	0		
Chlorobenzene	48.14	5.0	50	0	96.3	74.3	125	0	0		
Toluene	51.25	5.0	50	0	103	76.8	132	0	0		
Trichloroethene	53.84	5.0	50	0	108	77.7	134	0	0		
Surr: 4-Bromofluorobenzene	44.96	0	50	0	89.9	61.3	128	0	0		
Surr: Dibromofluoromethane	49.79	0	50	0	99.6	67.8	130	0	0		
Surr: Toluene-d8	48.17	0	50	0	96.3	70.6	121	0	0		

Sample ID: 0811176-007AMS	SampType: MS	TestCode: 8260_TCL4.2	Units: ug/L	Prep Date: 11/10/2008	RunNo: 136717
Client ID:	Batch ID: 106398	TestNo: SW8260B		Analysis Date: 11/10/2008	SeqNo: 2798664

Analyte	Result	RPT Limit	SPK value	SPK Ref Val	%REC	LowLimit	HighLimit	RPD Ref Val	%RPD	RPDLimit	Qual
1,1-Dichloroethene	65	5.0	50	0	130	46.8	169	0	0		
Benzene	53.49	5.0	50	0	107	74.4	134	0	0		
Chlorobenzene	47.24	5.0	50	0	94.5	73.2	127	0	0		
Toluene	50.83	5.0	50	0	102	73.7	138	0	0		
Trichloroethene	54.76	5.0	50	0	110	66.9	142	0	0		
Surr: 4-Bromofluorobenzene	46.67	0	50	0	93.3	61.3	128	0	0		
Surr: Dibromofluoromethane	49.44	0	50	0	98.9	67.8	130	0	0		
Surr: Toluene-d8	48.69	0	50	0	97.4	70.6	121	0	0		

Sample ID: 0811176-007AMSD	SampType: MSD	TestCode: 8260_TCL4.2	Units: ug/L	Prep Date: 11/10/2008	RunNo: 136717
Client ID:	Batch ID: 106398	TestNo: SW8260B		Analysis Date: 11/10/2008	SeqNo: 2798667

Analyte	Result	RPT Limit	SPK value	SPK Ref Val	%REC	LowLimit	HighLimit	RPD Ref Val	%RPD	RPDLimit	Qual
1,1-Dichloroethene	60.28	5.0	50	0	121	46.8	169	65	7.54	20	
Benzene	50.77	5.0	50	0	102	74.4	134	53.49	5.22	20	
Chlorobenzene	46.86	5.0	50	0	93.7	73.2	127	47.24	0.808	20	
Toluene	49.38	5.0	50	0	98.8	73.7	138	50.83	2.89	20	

Qualifiers:

<	Less than Result value	>	Greater than Result value	B	Analyte detected in the associated Method Blank
BRL	Below Reporting Limit	E	Estimated value above quantitation range	H	Holding times for preparation or analysis exceeded
J	Estimated value detected below Reporting Limit	N	Analyte not NELAC certified	R	RPD outside limits due to matrix
Rpt Lim	Reporting Limit	S	Spike Recovery outside limits due to matrix		

CLIENT: Peachtree Environmental
Work Order: 0811137
Project: Woodall Creek

ANALYTICAL QC SUMMARY REPORT

TestCode: 8260_TCL4.2_W

Sample ID: 0811176-007AMSD	SampType: MSD	TestCode: 8260_TCL4.2	Units: ug/L	Prep Date: 11/10/2008	RunNo: 136717
Client ID:	Batch ID: 106398	TestNo: SW8260B		Analysis Date: 11/10/2008	SeqNo: 2798667

Analyte	Result	RPT Limit	SPK value	SPK Ref Val	%REC	LowLimit	HighLimit	RPD Ref Val	%RPD	RPDLimit	Qual
Trichloroethene	51.37	5.0	50	0	103	66.9	142	54.76	6.39	20	
Surr: 4-Bromofluorobenzene	46.74	0	50	0	93.5	61.3	128	46.67	0	0	
Surr: Dibromofluoromethane	47.76	0	50	0	95.5	67.8	130	49.44	0	0	
Surr: Toluene-d8	47.3	0	50	0	94.6	70.6	121	48.69	0	0	

Qualifiers:

<	Less than Result value	>	Greater than Result value	B	Analyte detected in the associated Method Blank
BRL	Below Reporting Limit	E	Estimated value above quantitation range	H	Holding times for preparation or analysis exceeded
J	Estimated value detected below Reporting Limit	N	Analyte not NELAC certified	R	RPD outside limits due to matrix
Rpt Lim	Reporting Limit	S	Spike Recovery outside limits due to matrix		

AES

ANALYTICAL ENVIRONMENTAL SERVICES, INC.

January 20, 2009

Charles MacPherson
Peachtree Environmental
5384 Chaversham Lane
Norcross, GA 30092-2167

TEL: (770) 330-3327
FAX (770) 559-8051

RE: Southern Metals - Woodall Creek

Order No.: 0901794

Dear Charles MacPherson:

Analytical Environmental Services, Inc. received 3 samples on 1/15/2009 1:20:00 AM for the analyses presented in the following report.

No problems were encountered during the analyses. Additionally, all results for the associated Quality Control samples were within EPA and/or AES established limits. Any discrepancies associated with the analyses contained herein will be noted and submitted in the form of a project Case Narrative.
AES' certifications are as follows:
-NELAC/Florida Certification number E87582 for analysis of Environmental Water, soil/hazardous waste, and Drinking Water Microbiology, effective 07/01/08-06/30/09.
-AIHA Certification ID #100671 for Industrial Hygiene samples (Organics, Inorganics), Environmental Lead (Paint, Soil, Dust Wipes, Air), and Environmental Microbiology (Fungal) effective until 08/01/09.

These results relate only to the items tested. This report may only be reproduced in full and contains 18 total pages (including cover letter).

If you have any questions regarding these test results, please feel free to call.

Sincerely,

Blair Stout

Blair Stout
Project Manager



State of Florida

Department of Health, Bureau of Laboratories

This is to certify that

E87582

ANALYTICAL ENVIRONMENTAL SERVICES, INC.
3785 PRESIDENTIAL PARKWAY
ATLANTA, GA 30340

has complied with Florida Administrative Code 64E-1,
for the examination of Environmental samples in the following categories

DRINKING WATER - MICROBIOLOGY, NON-POTABLE WATER - EXTRACTABLE ORGANICS, NON-POTABLE WATER - GENERAL CHEMISTRY, NON-POTABLE WATER - METALS, NON-POTABLE WATER - MICROBIOLOGY, NON-POTABLE WATER - PESTICIDES-HERBICIDES-PCB'S, NON-POTABLE WATER - VOLATILE ORGANICS, SOLID AND CHEMICAL MATERIALS - EXTRACTABLE ORGANICS, SOLID AND CHEMICAL MATERIALS - GENERAL CHEMISTRY, SOLID AND CHEMICAL MATERIALS - METALS, SOLID AND CHEMICAL MATERIALS - PESTICIDES-HERBICIDES-PCB'S, SOLID AND CHEMICAL MATERIALS - VOLATILE ORGANICS

Continued certification is contingent upon successful on-going compliance with the NELAC Standards and FAC Rule 64E-1 regulations. Specific methods and analytes certified are cited on the Laboratory Scope of Accreditation for this laboratory and are on file at the Bureau of Laboratories, P. O. Box 210, Jacksonville, Florida 32231. Clients and customers are urged to verify with this agency the laboratory's certification status in Florida for particular methods and analytes.

EFFECTIVE July 01, 2008 THROUGH June 30, 2009

Max Salfinger, M.D.
Chief, Bureau of Laboratories
Florida Department of Health
DH Form 1697, 7/04
NON-TRANSFERABLE E87582-12-07/01/2008
Supersedes all previously issued certificates

ANALYTICAL ENVIRONMENTAL SERVICES, INC
3785 Presidential Parkway, Atlanta GA 30340-3704
AES TEL.: (770) 457-8177 / TOLL-FREE (800) 972-4889 / FAX: (770) 457-8188

CHAIN OF CUSTODY

Work Order: 0901794

Date: 1/8/09 Page 1 of 1

COMPANY: Peachtree Environmental, Inc.

ADDRESS: 5384 Chaversham Ln. Norcross, GA 30092

PHONE: 770-449-6100

FAX:

SAMPLED BY: Arthur W. Pickren

SIGNATURE:

#	SAMPLE ID	SAMPLED DATE	SAMPLED TIME	Grab	Composite	Matrix (See codes)	VOC's/8260	S/M+I	PRESERVATION (See codes)	REMARKS	No # of Containers
1	WC-0109-MW6-9	1/8/09	3:35PM	X		SO	X	X			2
2	WC-0109-MW7-9	1/8/09	9:40AM	X		SO	X	X			2
3	Trip Blank	1/8/09	—	—		—	X				2
4	Temp Blank	—	—	—	—	—					1
5											
6											
7											
8											
9											
10											
11											
12											
13											
14											

ANALYSIS REQUESTED

Visit our website www.aesatlanta.com to check on the status of your results, place bottle orders, etc.

RELINQUISHED BY / DATE/TIME
1: 1/5/09 12:00pm
2: Virginia M. Hall 1/15/09 1:19pm
3:

RECEIVED BY / DATE/TIME
1: Virginia M. Hall 1/15/09 12:20pm
2: 1/15/09 1:20
3:

PROJECT INFORMATION
PROJECT NAME: Southern Metals - Woodall Creek
PROJECT #: 2665
SITE ADDRESS: Atlanta, GA
SEND REPORT TO: A. Pickren, W. Lucas, C. MacPherson
INVOICE TO: (IF DIFFERENT FROM ABOVE)
QUOTE #: PO#:

RECEIPT
Total # of Containers: 7

Turnaround Time Request
- [x] Standard 5 Business Days
- [ ] 2 Business Day Rush
- [ ] Next Business Day Rush
- [ ] Same Day Rush (auth req.)
- [ ] Other

STATE PROGRAM (if any):
E-mail? Y / N; Fax? Y / N
DATA PACKAGE: I II III IV

SPECIAL INSTRUCTIONS/COMMENTS:

SHIPMENT METHOD
OUT / / VIA:
IN / / VIA:
CLIENT FedEx UPS MAIL COURIER
GREYHOUND OTHER

SAMPLES RECEIVED AFTER 3PM OR SATURDAY ARE CONSIDERED AS RECEIVED ON THE NEXT BUSINESS DAY; IF NO TAT IS MARKED ON COC AES WILL PROCEED AS STANDARD TAT.
SAMPLES ARE DISPOSED OF 30 DAYS AFTER COMPLETION OF REPORT UNLESS OTHER ARRANGEMENTS ARE MADE.

MATRIX CODES: A = Air GW = Groundwater SE = Sediment SO = Soil SW = Surface Water W = Water (Blanks) O = Other (specify)
PRESERVATIVE CODES: H+I = Hydrochloric acid + ice I = Ice only N = Nitric acid S+I = Sulfuric acid + ice S/M+I = Sodium Bisulfate/Methanol + ice O = Other (specify) NA = None

White Copy - Original; Yellow Copy - Client

Analytical Environmental Services, Inc.

Sample/Cooler Receipt Checklist

Client Peachtree environmental Work Order Number 0901794

Checklist completed by [signature] 11/5/09
Signature Date

Carrier name: FedEx __ UPS __ Courier __ Client ✓ US Mail __ Other _____

Shipping container/cooler in good condition? Yes ✓ No __ Not Present __

Custody seals intact on shipping container/cooler? Yes __ No __ Not Present ✓

Custody seals intact on sample bottles? Yes __ No __ Not Present ✓

Container/Temp Blank temperature in compliance? (4°C±2)* Yes ✓ No __

Cooler #1 3.1°C Cooler #2 _____ Cooler #3 _____ Cooler #4 _____ Cooler#5 _____ Cooler #6 _____

Chain of custody present? Yes ✓ No __

Chain of custody signed when relinquished and received? Yes ✓ No __

Chain of custody agrees with sample labels? Yes ✓ No __

Samples in proper container/bottle? Yes ✓ No __

Sample containers intact? Yes ✓ No __

Sufficient sample volume for indicated test? Yes ✓ No __

All samples received within holding time? Yes ✓ No __

Was TAT marked on the COC? Yes ✓ No __

Proceed with Standard TAT as per project history? Yes __ No __ Not Applicable ✓

Water - VOA vials have zero headspace? No VOA vials submitted __ Yes ✓ No __

Water - pH acceptable upon receipt? Yes ✓ No __ Not Applicable __

Adjusted? _____ Checked by _____

Sample Condition: Good ✓ Other(Explain) _____

(For diffusive samples or AIHA lead) Is a known blank included? Yes __ No ✓

See Case Narrative for resolution of the Non-Conformance.

* Samples do not have to comply with the given range for certain parameters.

Analytical Environmental Services, Inc.

Date: *20-Jan-09*

CLIENT: Peachtree Environmental
Project: Southern Metals - Woodall Creek
Lab ID: 0901794-001

Client Sample ID: WC-0109-MW6-9
Collection Date: 1/8/2009 3:35:00 PM
Matrix: SOIL

Analyses	Result	Reporting Limit	Qual	Units	BatchID	Dilution Factor	Date Analyzed
TCL VOLATILE ORGANICS		**SW8260B**		**(SW5035)**			Analyst: JE
1,1,1-Trichloroethane	BRL	0.0073		mg/Kg-dry	108922	1	1/16/2009 9:05 PM
1,1,2,2-Tetrachloroethane	BRL	0.0073		mg/Kg-dry	108922	1	1/16/2009 9:05 PM
1,1,2-Trichloroethane	BRL	0.0073		mg/Kg-dry	108922	1	1/16/2009 9:05 PM
1,1-Dichloroethane	BRL	0.0073		mg/Kg-dry	108922	1	1/16/2009 9:05 PM
1,1-Dichloroethene	BRL	0.0073		mg/Kg-dry	108922	1	1/16/2009 9:05 PM
1,2,4-Trichlorobenzene	BRL	0.0073		mg/Kg-dry	108922	1	1/16/2009 9:05 PM
1,2-Dibromo-3-chloropropane	BRL	0.0073		mg/Kg-dry	108922	1	1/16/2009 9:05 PM
1,2-Dibromoethane	BRL	0.0073		mg/Kg-dry	108922	1	1/16/2009 9:05 PM
1,2-Dichlorobenzene	BRL	0.0073		mg/Kg-dry	108922	1	1/16/2009 9:05 PM
1,2-Dichloroethane	BRL	0.0073		mg/Kg-dry	108922	1	1/16/2009 9:05 PM
1,2-Dichloropropane	BRL	0.0073		mg/Kg-dry	108922	1	1/16/2009 9:05 PM
1,3-Dichlorobenzene	BRL	0.0073		mg/Kg-dry	108922	1	1/16/2009 9:05 PM
1,4-Dichlorobenzene	BRL	0.0073		mg/Kg-dry	108922	1	1/16/2009 9:05 PM
2-Butanone	BRL	0.073		mg/Kg-dry	108922	1	1/16/2009 9:05 PM
2-Hexanone	BRL	0.015		mg/Kg-dry	108922	1	1/16/2009 9:05 PM
4-Methyl-2-pentanone	BRL	0.015		mg/Kg-dry	108922	1	1/16/2009 9:05 PM
Acetone	BRL	0.15		mg/Kg-dry	108922	1	1/16/2009 9:05 PM
Benzene	BRL	0.0073		mg/Kg-dry	108922	1	1/16/2009 9:05 PM
Bromodichloromethane	BRL	0.0073		mg/Kg-dry	108922	1	1/16/2009 9:05 PM
Bromoform	BRL	0.0073		mg/Kg-dry	108922	1	1/16/2009 9:05 PM
Bromomethane	BRL	0.0073		mg/Kg-dry	108922	1	1/16/2009 9:05 PM
Carbon disulfide	BRL	0.015		mg/Kg-dry	108922	1	1/16/2009 9:05 PM
Carbon tetrachloride	BRL	0.0073		mg/Kg-dry	108922	1	1/16/2009 9:05 PM
Chlorobenzene	BRL	0.0073		mg/Kg-dry	108922	1	1/16/2009 9:05 PM
Chloroethane	BRL	0.015		mg/Kg-dry	108922	1	1/16/2009 9:05 PM
Chloroform	BRL	0.0073		mg/Kg-dry	108922	1	1/16/2009 9:05 PM
Chloromethane	BRL	0.015		mg/Kg-dry	108922	1	1/16/2009 9:05 PM
cis-1,2-Dichloroethene	BRL	0.0073		mg/Kg-dry	108922	1	1/16/2009 9:05 PM
cis-1,3-Dichloropropene	BRL	0.0073		mg/Kg-dry	108922	1	1/16/2009 9:05 PM
Cyclohexane	BRL	0.0073		mg/Kg-dry	108922	1	1/16/2009 9:05 PM
Dibromochloromethane	BRL	0.0073		mg/Kg-dry	108922	1	1/16/2009 9:05 PM
Dichlorodifluoromethane	BRL	0.015		mg/Kg-dry	108922	1	1/16/2009 9:05 PM
Ethylbenzene	BRL	0.0073		mg/Kg-dry	108922	1	1/16/2009 9:05 PM
Freon-113	BRL	0.015		mg/Kg-dry	108922	1	1/16/2009 9:05 PM
Isopropylbenzene	BRL	0.0073		mg/Kg-dry	108922	1	1/16/2009 9:05 PM
m,p-Xylene	BRL	0.015		mg/Kg-dry	108922	1	1/16/2009 9:05 PM
Methyl acetate	BRL	0.0073		mg/Kg-dry	108922	1	1/16/2009 9:05 PM
Methyl tert-butyl ether	BRL	0.0073		mg/Kg-dry	108922	1	1/16/2009 9:05 PM
Methylcyclohexane	BRL	0.0073		mg/Kg-dry	108922	1	1/16/2009 9:05 PM
Methylene chloride	BRL	0.0073		mg/Kg-dry	108922	1	1/16/2009 9:05 PM

Qualifiers:

*	Value exceeds Maximum Contaminant Level	E	Estimated (Value above quantitation range)
BRL	Below Reporting Limit	S	Spike Recovery outside limits due to matrix
H	Holding times for preparation or analysis exceeded	Narr	See Case Narrative
N	Analyte not NELAC certified	NC	Not Confirmed
B	Analyte detected in the associated Method Blank	<	Less than Result value
>	Greater than Result value		

Analytical Environmental Services, Inc.

Date: *20-Jan-09*

CLIENT: Peachtree Environmental
Client Sample ID: WC-0109-MW6-9
Project: Southern Metals - Woodall Creek
Collection Date: 1/8/2009 3:35:00 PM
Lab ID: 0901794-001
Matrix: SOIL

Analyses	Result	Reporting Limit	Qual	Units	BatchID	Dilution Factor	Date Analyzed
TCL VOLATILE ORGANICS		**SW8260B**		**(SW5035)**			Analyst: **JE**
o-Xylene	BRL	0.0073		mg/Kg-dry	108922	1	1/16/2009 9:05 PM
Styrene	BRL	0.0073		mg/Kg-dry	108922	1	1/16/2009 9:05 PM
Tetrachloroethene	BRL	0.0073		mg/Kg-dry	108922	1	1/16/2009 9:05 PM
Toluene	BRL	0.0073		mg/Kg-dry	108922	1	1/16/2009 9:05 PM
trans-1,2-Dichloroethene	BRL	0.0073		mg/Kg-dry	108922	1	1/16/2009 9:05 PM
trans-1,3-Dichloropropene	BRL	0.0073		mg/Kg-dry	108922	1	1/16/2009 9:05 PM
Trichloroethene	BRL	0.0073		mg/Kg-dry	108922	1	1/16/2009 9:05 PM
Trichlorofluoromethane	BRL	0.0073		mg/Kg-dry	108922	1	1/16/2009 9:05 PM
Vinyl chloride	BRL	0.015		mg/Kg-dry	108922	1	1/16/2009 9:05 PM
Surr: 4-Bromofluorobenzene	97.4	53.1-130		%REC	108922	1	1/16/2009 9:05 PM
Surr: Dibromofluoromethane	100	61.4-159		%REC	108922	1	1/16/2009 9:05 PM
Surr: Toluene-d8	97.8	69.9-123		%REC	108922	1	1/16/2009 9:05 PM
PERCENT MOISTURE		**D2216**					Analyst: **MAS**
Percent Moisture	23.0	0		wt%		1	1/16/2009 4:00 PM

Qualifiers:

*	Value exceeds Maximum Contaminant Level	E	Estimated (Value above quantitation range)
BRL	Below Reporting Limit	S	Spike Recovery outside limits due to matrix
H	Holding times for preparation or analysis exceeded	Narr	See Case Narrative
N	Analyte not NELAC certified	NC	Not Confirmed
B	Analyte detected in the associated Method Blank	<	Less than Result value
>	Greater than Result value		

Analytical Environmental Services, Inc.

Date: *20-Jan-09*

CLIENT: Peachtree Environmental
Client Sample ID: WC-0109-MW7-9
Project: Southern Metals - Woodall Creek
Collection Date: 1/8/2009 9:40:00 AM
Lab ID: 0901794-002
Matrix: SOIL

Analyses	Result	Reporting Limit	Qual	Units	BatchID	Dilution Factor	Date Analyzed
TCL VOLATILE ORGANICS		**SW8260B**		**(SW5035)**			Analyst: **JE**
1,1,1-Trichloroethane	BRL	0.0071		mg/Kg-dry	108922	1	1/16/2009 8:39 PM
1,1,2,2-Tetrachloroethane	BRL	0.0071		mg/Kg-dry	108922	1	1/16/2009 8:39 PM
1,1,2-Trichloroethane	BRL	0.0071		mg/Kg-dry	108922	1	1/16/2009 8:39 PM
1,1-Dichloroethane	BRL	0.0071		mg/Kg-dry	108922	1	1/16/2009 8:39 PM
1,1-Dichloroethene	BRL	0.0071		mg/Kg-dry	108922	1	1/16/2009 8:39 PM
1,2,4-Trichlorobenzene	BRL	0.0071		mg/Kg-dry	108922	1	1/16/2009 8:39 PM
1,2-Dibromo-3-chloropropane	BRL	0.0071		mg/Kg-dry	108922	1	1/16/2009 8:39 PM
1,2-Dibromoethane	BRL	0.0071		mg/Kg-dry	108922	1	1/16/2009 8:39 PM
1,2-Dichlorobenzene	BRL	0.0071		mg/Kg-dry	108922	1	1/16/2009 8:39 PM
1,2-Dichloroethane	BRL	0.0071		mg/Kg-dry	108922	1	1/16/2009 8:39 PM
1,2-Dichloropropane	BRL	0.0071		mg/Kg-dry	108922	1	1/16/2009 8:39 PM
1,3-Dichlorobenzene	BRL	0.0071		mg/Kg-dry	108922	1	1/16/2009 8:39 PM
1,4-Dichlorobenzene	BRL	0.0071		mg/Kg-dry	108922	1	1/16/2009 8:39 PM
2-Butanone	BRL	0.071		mg/Kg-dry	108922	1	1/16/2009 8:39 PM
2-Hexanone	BRL	0.014		mg/Kg-dry	108922	1	1/16/2009 8:39 PM
4-Methyl-2-pentanone	BRL	0.014		mg/Kg-dry	108922	1	1/16/2009 8:39 PM
Acetone	BRL	0.14		mg/Kg-dry	108922	1	1/16/2009 8:39 PM
Benzene	BRL	0.0071		mg/Kg-dry	108922	1	1/16/2009 8:39 PM
Bromodichloromethane	BRL	0.0071		mg/Kg-dry	108922	1	1/16/2009 8:39 PM
Bromoform	BRL	0.0071		mg/Kg-dry	108922	1	1/16/2009 8:39 PM
Bromomethane	BRL	0.0071		mg/Kg-dry	108922	1	1/16/2009 8:39 PM
Carbon disulfide	BRL	0.014		mg/Kg-dry	108922	1	1/16/2009 8:39 PM
Carbon tetrachloride	BRL	0.0071		mg/Kg-dry	108922	1	1/16/2009 8:39 PM
Chlorobenzene	BRL	0.0071		mg/Kg-dry	108922	1	1/16/2009 8:39 PM
Chloroethane	BRL	0.014		mg/Kg-dry	108922	1	1/16/2009 8:39 PM
Chloroform	BRL	0.0071		mg/Kg-dry	108922	1	1/16/2009 8:39 PM
Chloromethane	BRL	0.014		mg/Kg-dry	108922	1	1/16/2009 8:39 PM
cis-1,2-Dichloroethene	BRL	0.0071		mg/Kg-dry	108922	1	1/16/2009 8:39 PM
cis-1,3-Dichloropropene	BRL	0.0071		mg/Kg-dry	108922	1	1/16/2009 8:39 PM
Cyclohexane	BRL	0.0071		mg/Kg-dry	108922	1	1/16/2009 8:39 PM
Dibromochloromethane	BRL	0.0071		mg/Kg-dry	108922	1	1/16/2009 8:39 PM
Dichlorodifluoromethane	BRL	0.014		mg/Kg-dry	108922	1	1/16/2009 8:39 PM
Ethylbenzene	BRL	0.0071		mg/Kg-dry	108922	1	1/16/2009 8:39 PM
Freon-113	BRL	0.014		mg/Kg-dry	108922	1	1/16/2009 8:39 PM
Isopropylbenzene	BRL	0.0071		mg/Kg-dry	108922	1	1/16/2009 8:39 PM
m,p-Xylene	BRL	0.014		mg/Kg-dry	108922	1	1/16/2009 8:39 PM
Methyl acetate	BRL	0.0071		mg/Kg-dry	108922	1	1/16/2009 8:39 PM
Methyl tert-butyl ether	BRL	0.0071		mg/Kg-dry	108922	1	1/16/2009 8:39 PM
Methylcyclohexane	BRL	0.0071		mg/Kg-dry	108922	1	1/16/2009 8:39 PM
Methylene chloride	BRL	0.0071		mg/Kg-dry	108922	1	1/16/2009 8:39 PM

Qualifiers:

*	Value exceeds Maximum Contaminant Level	E	Estimated (Value above quantitation range)
BRL	Below Reporting Limit	S	Spike Recovery outside limits due to matrix
H	Holding times for preparation or analysis exceeded	Narr	See Case Narrative
N	Analyte not NELAC certified	NC	Not Confirmed
B	Analyte detected in the associated Method Blank	<	Less than Result value
>	Greater than Result value		

Analytical Environmental Services, Inc.

Date: *20-Jan-09*

CLIENT: Peachtree Environmental
Project: Southern Metals - Woodall Creek
Lab ID: 0901794-002

Client Sample ID: WC-0109-MW7-9
Collection Date: 1/8/2009 9:40:00 AM
Matrix: SOIL

Analyses	Result	Reporting Limit	Qual	Units	BatchID	Dilution Factor	Date Analyzed
TCL VOLATILE ORGANICS		**SW8260B**		**(SW5035)**			Analyst: **JE**
o-Xylene	BRL	0.0071		mg/Kg-dry	108922	1	1/16/2009 8:39 PM
Styrene	BRL	0.0071		mg/Kg-dry	108922	1	1/16/2009 8:39 PM
Tetrachloroethene	BRL	0.0071		mg/Kg-dry	108922	1	1/16/2009 8:39 PM
Toluene	BRL	0.0071		mg/Kg-dry	108922	1	1/16/2009 8:39 PM
trans-1,2-Dichloroethene	BRL	0.0071		mg/Kg-dry	108922	1	1/16/2009 8:39 PM
trans-1,3-Dichloropropene	BRL	0.0071		mg/Kg-dry	108922	1	1/16/2009 8:39 PM
Trichloroethene	BRL	0.0071		mg/Kg-dry	108922	1	1/16/2009 8:39 PM
Trichlorofluoromethane	BRL	0.0071		mg/Kg-dry	108922	1	1/16/2009 8:39 PM
Vinyl chloride	BRL	0.014		mg/Kg-dry	108922	1	1/16/2009 8:39 PM
Surr: 4-Bromofluorobenzene	95.3	53.1-130		%REC	108922	1	1/16/2009 8:39 PM
Surr: Dibromofluoromethane	103	61.4-159		%REC	108922	1	1/16/2009 8:39 PM
Surr: Toluene-d8	97.6	69.9-123		%REC	108922	1	1/16/2009 8:39 PM
PERCENT MOISTURE		**D2216**					Analyst: **MAS**
Percent Moisture	13.3	0		wt%		1	1/16/2009 4:00 PM

Qualifiers:

*	Value exceeds Maximum Contaminant Level	E	Estimated (Value above quantitation range)
BRL	Below Reporting Limit	S	Spike Recovery outside limits due to matrix
H	Holding times for preparation or analysis exceeded	Narr	See Case Narrative
N	Analyte not NELAC certified	NC	Not Confirmed
B	Analyte detected in the associated Method Blank	<	Less than Result value
>	Greater than Result value		

Analytical Environmental Services, Inc.

Date: *20-Jan-09*

CLIENT: Peachtree Environmental
Project: Southern Metals - Woodall Creek
Lab ID: 0901794-003

Client Sample ID: TRIP BLANK
Collection Date: 1/8/2009
Matrix: AQUEOUS

Analyses	Result	Reporting Limit	Qual	Units	BatchID	Dilution Factor	Date Analyzed
TCL VOLATILE ORGANICS		**SW8260B**			**(SW5030B)**		Analyst: **PV**
1,1,1-Trichloroethane	BRL	5.0		ug/L	108918	1	1/17/2009 12:37 PM
1,1,2,2-Tetrachloroethane	BRL	5.0		ug/L	108918	1	1/17/2009 12:37 PM
1,1,2-Trichloroethane	BRL	5.0		ug/L	108918	1	1/17/2009 12:37 PM
1,1-Dichloroethane	BRL	5.0		ug/L	108918	1	1/17/2009 12:37 PM
1,1-Dichloroethene	BRL	5.0		ug/L	108918	1	1/17/2009 12:37 PM
1,2,4-Trichlorobenzene	BRL	5.0		ug/L	108918	1	1/17/2009 12:37 PM
1,2-Dibromo-3-chloropropane	BRL	5.0		ug/L	108918	1	1/17/2009 12:37 PM
1,2-Dibromoethane	BRL	5.0		ug/L	108918	1	1/17/2009 12:37 PM
1,2-Dichlorobenzene	BRL	5.0		ug/L	108918	1	1/17/2009 12:37 PM
1,2-Dichloroethane	BRL	5.0		ug/L	108918	1	1/17/2009 12:37 PM
1,2-Dichloropropane	BRL	5.0		ug/L	108918	1	1/17/2009 12:37 PM
1,3-Dichlorobenzene	BRL	5.0		ug/L	108918	1	1/17/2009 12:37 PM
1,4-Dichlorobenzene	BRL	5.0		ug/L	108918	1	1/17/2009 12:37 PM
2-Butanone	BRL	50		ug/L	108918	1	1/17/2009 12:37 PM
2-Hexanone	BRL	10		ug/L	108918	1	1/17/2009 12:37 PM
4-Methyl-2-pentanone	BRL	10		ug/L	108918	1	1/17/2009 12:37 PM
Acetone	BRL	50		ug/L	108918	1	1/17/2009 12:37 PM
Benzene	BRL	5.0		ug/L	108918	1	1/17/2009 12:37 PM
Bromodichloromethane	BRL	5.0		ug/L	108918	1	1/17/2009 12:37 PM
Bromoform	BRL	5.0		ug/L	108918	1	1/17/2009 12:37 PM
Bromomethane	BRL	5.0		ug/L	108918	1	1/17/2009 12:37 PM
Carbon disulfide	BRL	5.0		ug/L	108918	1	1/17/2009 12:37 PM
Carbon tetrachloride	BRL	5.0		ug/L	108918	1	1/17/2009 12:37 PM
Chlorobenzene	BRL	5.0		ug/L	108918	1	1/17/2009 12:37 PM
Chloroethane	BRL	10		ug/L	108918	1	1/17/2009 12:37 PM
Chloroform	BRL	5.0		ug/L	108918	1	1/17/2009 12:37 PM
Chloromethane	BRL	10		ug/L	108918	1	1/17/2009 12:37 PM
cis-1,2-Dichloroethene	BRL	5.0		ug/L	108918	1	1/17/2009 12:37 PM
cis-1,3-Dichloropropene	BRL	5.0		ug/L	108918	1	1/17/2009 12:37 PM
Cyclohexane	BRL	5.0		ug/L	108918	1	1/17/2009 12:37 PM
Dibromochloromethane	BRL	5.0		ug/L	108918	1	1/17/2009 12:37 PM
Dichlorodifluoromethane	BRL	10		ug/L	108918	1	1/17/2009 12:37 PM
Ethylbenzene	BRL	5.0		ug/L	108918	1	1/17/2009 12:37 PM
Freon-113	BRL	10		ug/L	108918	1	1/17/2009 12:37 PM
Isopropylbenzene	BRL	5.0		ug/L	108918	1	1/17/2009 12:37 PM
m,p-Xylene	BRL	10		ug/L	108918	1	1/17/2009 12:37 PM
Methyl acetate	BRL	5.0		ug/L	108918	1	1/17/2009 12:37 PM
Methyl tert-butyl ether	BRL	5.0		ug/L	108918	1	1/17/2009 12:37 PM
Methylcyclohexane	BRL	5.0		ug/L	108918	1	1/17/2009 12:37 PM
Methylene chloride	BRL	5.0		ug/L	108918	1	1/17/2009 12:37 PM

Qualifiers:

*	Value exceeds Maximum Contaminant Level	E	Estimated (Value above quantitation range)
BRL	Below Reporting Limit	S	Spike Recovery outside limits due to matrix
H	Holding times for preparation or analysis exceeded	Narr	See Case Narrative
N	Analyte not NELAC certified	NC	Not Confirmed
B	Analyte detected in the associated Method Blank	<	Less than Result value
>	Greater than Result value		

Analytical Environmental Services, Inc.

Date: *20-Jan-09*

CLIENT: Peachtree Environmental
Client Sample ID: TRIP BLANK
Project: Southern Metals - Woodall Creek
Collection Date: 1/8/2009
Lab ID: 0901794-003
Matrix: AQUEOUS

Analyses	Result	Reporting Limit	Qual	Units	BatchID	Dilution Factor	Date Analyzed
TCL VOLATILE ORGANICS		**SW8260B**			**(SW5030B)**		Analyst: **PV**
o-Xylene	BRL	5.0		ug/L	108918	1	1/17/2009 12:37 PM
Styrene	BRL	5.0		ug/L	108918	1	1/17/2009 12:37 PM
Tetrachloroethene	BRL	5.0		ug/L	108918	1	1/17/2009 12:37 PM
Toluene	BRL	5.0		ug/L	108918	1	1/17/2009 12:37 PM
trans-1,2-Dichloroethene	BRL	5.0		ug/L	108918	1	1/17/2009 12:37 PM
trans-1,3-Dichloropropene	BRL	5.0		ug/L	108918	1	1/17/2009 12:37 PM
Trichloroethene	BRL	5.0		ug/L	108918	1	1/17/2009 12:37 PM
Trichlorofluoromethane	BRL	5.0		ug/L	108918	1	1/17/2009 12:37 PM
Vinyl chloride	BRL	2.0		ug/L	108918	1	1/17/2009 12:37 PM
Surr: 4-Bromofluorobenzene	91.6	61.3-128		%REC	108918	1	1/17/2009 12:37 PM
Surr: Dibromofluoromethane	115	67.8-130		%REC	108918	1	1/17/2009 12:37 PM
Surr: Toluene-d8	113	70.6-121		%REC	108918	1	1/17/2009 12:37 PM

Qualifiers:

*	Value exceeds Maximum Contaminant Level	E	Estimated (Value above quantitation range)
BRL	Below Reporting Limit	S	Spike Recovery outside limits due to matrix
H	Holding times for preparation or analysis exceeded	Narr	See Case Narrative
N	Analyte not NELAC certified	NC	Not Confirmed
B	Analyte detected in the associated Method Blank	<	Less than Result value
>	Greater than Result value		

CLIENT: Peachtree Environmental
Work Order: 0901794
Project: Southern Metals - Woodall Creek

ANALYTICAL QC SUMMARY REPORT

TestCode: 8260_TCL4.2_S_MG/KG

Sample ID: **MB-108922**	SampType: **MBLK**	TestCode: **8260_TCL4.2**	Units: **mg/Kg**	Prep Date: **1/16/2009**	RunNo: **140772**
Client ID:	Batch ID: **108922**	TestNo: **SW8260B**		Analysis Date: **1/16/2009**	SeqNo: **2884531**

Analyte	Result	RPT Limit	SPK value	SPK Ref Val	%REC	LowLimit	HighLimit	RPD Ref Val	%RPD	RPDLimit	Qual
1,1,1-Trichloroethane	BRL	0.0050	0	0	0	0	0	0	0		
1,1,2,2-Tetrachloroethane	BRL	0.0050	0	0	0	0	0	0	0		
1,1,2-Trichloroethane	BRL	0.0050	0	0	0	0	0	0	0		
1,1-Dichloroethane	BRL	0.0050	0	0	0	0	0	0	0		
1,1-Dichloroethene	BRL	0.0050	0	0	0	0	0	0	0		
1,2,4-Trichlorobenzene	BRL	0.0050	0	0	0	0	0	0	0		
1,2-Dibromo-3-chloropropane	BRL	0.0050	0	0	0	0	0	0	0		
1,2-Dibromoethane	BRL	0.0050	0	0	0	0	0	0	0		
1,2-Dichlorobenzene	BRL	0.0050	0	0	0	0	0	0	0		
1,2-Dichloroethane	BRL	0.0050	0	0	0	0	0	0	0		
1,2-Dichloropropane	BRL	0.0050	0	0	0	0	0	0	0		
1,3-Dichlorobenzene	BRL	0.0050	0	0	0	0	0	0	0		
1,4-Dichlorobenzene	BRL	0.0050	0	0	0	0	0	0	0		
2-Butanone	BRL	0.050	0	0	0	0	0	0	0		
2-Hexanone	BRL	0.010	0	0	0	0	0	0	0		
4-Methyl-2-pentanone	BRL	0.010	0	0	0	0	0	0	0		
Acetone	BRL	0.10	0	0	0	0	0	0	0		
Benzene	BRL	0.0050	0	0	0	0	0	0	0		
Bromodichloromethane	BRL	0.0050	0	0	0	0	0	0	0		
Bromoform	BRL	0.0050	0	0	0	0	0	0	0		
Bromomethane	BRL	0.0050	0	0	0	0	0	0	0		
Carbon disulfide	BRL	0.010	0	0	0	0	0	0	0		
Carbon tetrachloride	BRL	0.0050	0	0	0	0	0	0	0		
Chlorobenzene	BRL	0.0050	0	0	0	0	0	0	0		
Chloroethane	BRL	0.010	0	0	0	0	0	0	0		
Chloroform	BRL	0.0050	0	0	0	0	0	0	0		
Chloromethane	BRL	0.010	0	0	0	0	0	0	0		
cis-1,2-Dichloroethene	BRL	0.0050	0	0	0	0	0	0	0		

Qualifiers:

<	Less than Result value	>	Greater than Result value	B	Analyte detected in the associated Method Blank
BRL	Below Reporting Limit	E	Estimated value above quantitation range	H	Holding times for preparation or analysis exceeded
J	Estimated value detected below Reporting Limit	N	Analyte not NELAC certified	R	RPD outside limits due to matrix
Rpt Lim	Reporting Limit	S	Spike Recovery outside limits due to matrix		

CLIENT: Peachtree Environmental
Work Order: 0901794
Project: Southern Metals - Woodall Creek

ANALYTICAL QC SUMMARY REPORT

TestCode: 8260_TCL4.2_S_MG/KG

Sample ID: MB-108922	SampType: MBLK	TestCode: 8260_TCL4.2	Units: mg/Kg	Prep Date: 1/16/2009	RunNo: 140772
Client ID:	Batch ID: 108922	TestNo: SW8260B		Analysis Date: 1/16/2009	SeqNo: 2884531

Analyte	Result	RPT Limit	SPK value	SPK Ref Val	%REC	LowLimit	HighLimit	RPD Ref Val	%RPD	RPDLimit	Qual
cis-1,3-Dichloropropene	BRL	0.0050	0	0	0	0	0	0	0		
Cyclohexane	BRL	0.0050	0	0	0	0	0	0	0		
Dibromochloromethane	BRL	0.0050	0	0	0	0	0	0	0		
Dichlorodifluoromethane	BRL	0.010	0	0	0	0	0	0	0		
Ethylbenzene	BRL	0.0050	0	0	0	0	0	0	0		
Freon-113	BRL	0.010	0	0	0	0	0	0	0		
Isopropylbenzene	BRL	0.0050	0	0	0	0	0	0	0		
m,p-Xylene	BRL	0.010	0	0	0	0	0	0	0		
Methyl acetate	BRL	0.0050	0	0	0	0	0	0	0		
Methyl tert-butyl ether	BRL	0.0050	0	0	0	0	0	0	0		
Methylcyclohexane	BRL	0.0050	0	0	0	0	0	0	0		
Methylene chloride	BRL	0.0050	0	0	0	0	0	0	0		
o-Xylene	BRL	0.0050	0	0	0	0	0	0	0		
Styrene	BRL	0.0050	0	0	0	0	0	0	0		
Tetrachloroethene	BRL	0.0050	0	0	0	0	0	0	0		
Toluene	BRL	0.0050	0	0	0	0	0	0	0		
trans-1,2-Dichloroethene	BRL	0.0050	0	0	0	0	0	0	0		
trans-1,3-Dichloropropene	BRL	0.0050	0	0	0	0	0	0	0		
Trichloroethene	BRL	0.0050	0	0	0	0	0	0	0		
Trichlorofluoromethane	BRL	0.0050	0	0	0	0	0	0	0		
Vinyl chloride	BRL	0.010	0	0	0	0	0	0	0		
Surr: 4-Bromofluorobenzene	0.04626	0	0.05	0	92.5	53.1	130	0	0		
Surr: Dibromofluoromethane	0.05117	0	0.05	0	102	61.4	159	0	0		
Surr: Toluene-d8	0.04967	0	0.05	0	99.3	69.9	123	0	0		

Sample ID: LCS-108922	SampType: LCS	TestCode: 8260_TCL4.2	Units: mg/Kg	Prep Date: 1/16/2009	RunNo: 140772
Client ID:	Batch ID: 108922	TestNo: SW8260B		Analysis Date: 1/16/2009	SeqNo: 2884533

Analyte	Result	RPT Limit	SPK value	SPK Ref Val	%REC	LowLimit	HighLimit	RPD Ref Val	%RPD	RPDLimit	Qual

Qualifiers:

<	Less than Result value	>	Greater than Result value	B	Analyte detected in the associated Method Blank
BRL	Below Reporting Limit	E	Estimated value above quantitation range	H	Holding times for preparation or analysis exceeded
J	Estimated value detected below Reporting Limit	N	Analyte not NELAC certified	R	RPD outside limits due to matrix
Rpt Lim	Reporting Limit	S	Spike Recovery outside limits due to matrix		

CLIENT: Peachtree Environmental
Work Order: 0901794
Project: Southern Metals - Woodall Creek

ANALYTICAL QC SUMMARY REPORT

TestCode: 8260_TCL4.2_S_MG/KG

Sample ID: LCS-108922	SampType: LCS	TestCode: 8260_TCL4.2	Units: mg/Kg	Prep Date: 1/16/2009	RunNo: 140772
Client ID:	Batch ID: 108922	TestNo: SW8260B		Analysis Date: 1/16/2009	SeqNo: 2884533

Analyte	Result	RPT Limit	SPK value	SPK Ref Val	%REC	LowLimit	HighLimit	RPD Ref Val	%RPD	RPDLimit	Qual
1,1-Dichloroethene	0.05711	0.0050	0.05	0	114	69.5	159	0	0		
Benzene	0.059	0.0050	0.05	0	118	61.5	132	0	0		
Chlorobenzene	0.05967	0.0050	0.05	0	119	60.3	127	0	0		
Toluene	0.05962	0.0050	0.05	0	119	61.4	135	0	0		
Trichloroethene	0.06181	0.0050	0.05	0	124	63.4	137	0	0		
Surr: 4-Bromofluorobenzene	0.04613	0	0.05	0	92.3	53.1	130	0	0		
Surr: Dibromofluoromethane	0.05023	0	0.05	0	100	61.4	159	0	0		
Surr: Toluene-d8	0.04863	0	0.05	0	97.3	69.9	123	0	0		

Sample ID: 0901815-006AMS	SampType: MS	TestCode: 8260_TCL4.2	Units: mg/Kg-dry	Prep Date: 1/16/2009	RunNo: 140772
Client ID:	Batch ID: 108922	TestNo: SW8260B		Analysis Date: 1/16/2009	SeqNo: 2884535

Analyte	Result	RPT Limit	SPK value	SPK Ref Val	%REC	LowLimit	HighLimit	RPD Ref Val	%RPD	RPDLimit	Qual
1,1-Dichloroethene	0.07132	0.0062	0.06207	0	115	63.6	173	0	0		
Benzene	0.07189	0.0062	0.06207	0	116	73.4	133	0	0		
Chlorobenzene	0.0721	0.0062	0.06207	0	116	67.1	133	0	0		
Toluene	0.07245	0.0062	0.06207	0	117	71.4	135	0	0		
Trichloroethene	0.07537	0.0062	0.06207	0	121	75.4	138	0	0		
Surr: 4-Bromofluorobenzene	0.05677	0	0.06207	0	91.5	53.1	130	0	0		
Surr: Dibromofluoromethane	0.06281	0	0.06207	0	101	61.4	159	0	0		
Surr: Toluene-d8	0.06031	0	0.06207	0	97.2	69.9	123	0	0		

Sample ID: 0901815-006AMSD	SampType: MSD	TestCode: 8260_TCL4.2	Units: mg/Kg-dry	Prep Date: 1/16/2009	RunNo: 140772
Client ID:	Batch ID: 108922	TestNo: SW8260B		Analysis Date: 1/16/2009	SeqNo: 2884537

Analyte	Result	RPT Limit	SPK value	SPK Ref Val	%REC	LowLimit	HighLimit	RPD Ref Val	%RPD	RPDLimit	Qual
1,1-Dichloroethene	0.07299	0.0062	0.06207	0	118	63.6	173	0.07132	2.32	20.9	
Benzene	0.07649	0.0062	0.06207	0	123	73.4	133	0.07189	6.21	17.3	
Chlorobenzene	0.07489	0.0062	0.06207	0	121	67.1	133	0.0721	3.80	17.7	

Qualifiers:

<	Less than Result value	>	Greater than Result value	B	Analyte detected in the associated Method Blank
BRL	Below Reporting Limit	E	Estimated value above quantitation range	H	Holding times for preparation or analysis exceeded
J	Estimated value detected below Reporting Limit	N	Analyte not NELAC certified	R	RPD outside limits due to matrix
Rpt Lim	Reporting Limit	S	Spike Recovery outside limits due to matrix		

CLIENT: Peachtree Environmental
Work Order: 0901794
Project: Southern Metals - Woodall Creek

ANALYTICAL QC SUMMARY REPORT

TestCode: 8260_TCL4.2_S_MG/KG

Sample ID: 0901815-006AMSD	SampType: MSD	TestCode: 8260_TCL4.2	Units: mg/Kg-dry	Prep Date: 1/16/2009	RunNo: 140772
Client ID:	Batch ID: 108922	TestNo: SW8260B		Analysis Date: 1/16/2009	SeqNo: 2884537

Analyte	Result	RPT Limit	SPK value	SPK Ref Val	%REC	LowLimit	HighLimit	RPD Ref Val	%RPD	RPDLimit	Qual
Toluene	0.07535	0.0062	0.06207	0	121	71.4	135	0.07245	3.93	17.4	
Trichloroethene	0.0778	0.0062	0.06207	0	125	75.4	138	0.07537	3.18	17	
Surr: 4-Bromofluorobenzene	0.05645	0	0.06207	0	90.9	53.1	130	0.05677	0	0	
Surr: Dibromofluoromethane	0.0647	0	0.06207	0	104	61.4	159	0.06281	0	0	
Surr: Toluene-d8	0.06115	0	0.06207	0	98.5	69.9	123	0.06031	0	0	

Qualifiers:

<	Less than Result value	>	Greater than Result value	B	Analyte detected in the associated Method Blank
BRL	Below Reporting Limit	E	Estimated value above quantitation range	H	Holding times for preparation or analysis exceeded
J	Estimated value detected below Reporting Limit	N	Analyte not NELAC certified	R	RPD outside limits due to matrix
Rpt Lim	Reporting Limit	S	Spike Recovery outside limits due to matrix		

CLIENT: Peachtree Environmental
Work Order: 0901794
Project: Southern Metals - Woodall Creek

ANALYTICAL QC SUMMARY REPORT

TestCode: 8260_TCL4.2_W

Sample ID: MB-108918	SampType: MBLK	TestCode: 8260_TCL4.2	Units: ug/L	Prep Date: 1/16/2009	RunNo: 140802
Client ID:	Batch ID: 108918	TestNo: SW8260B		Analysis Date: 1/16/2009	SeqNo: 2884876

Analyte	Result	RPT Limit	SPK value	SPK Ref Val	%REC	LowLimit	HighLimit	RPD Ref Val	%RPD	RPDLimit	Qual
1,1,1-Trichloroethane	BRL	5.0									
1,1,2,2-Tetrachloroethane	BRL	5.0									
1,1,2-Trichloroethane	BRL	5.0									
1,1-Dichloroethane	BRL	5.0									
1,1-Dichloroethene	BRL	5.0									
1,2,4-Trichlorobenzene	BRL	5.0									
1,2-Dibromo-3-chloropropane	BRL	5.0									
1,2-Dibromoethane	BRL	5.0									
1,2-Dichlorobenzene	BRL	5.0									
1,2-Dichloroethane	BRL	5.0									
1,2-Dichloropropane	BRL	5.0									
1,3-Dichlorobenzene	BRL	5.0									
1,4-Dichlorobenzene	BRL	5.0									
2-Butanone	BRL	50									
2-Hexanone	BRL	10									
4-Methyl-2-pentanone	BRL	10									
Acetone	BRL	50									
Benzene	BRL	5.0									
Bromodichloromethane	BRL	5.0									
Bromoform	BRL	5.0									
Bromomethane	BRL	5.0									
Carbon disulfide	BRL	5.0									
Carbon tetrachloride	BRL	5.0									
Chlorobenzene	BRL	5.0									
Chloroethane	BRL	10									
Chloroform	BRL	5.0									
Chloromethane	BRL	10									
cis-1,2-Dichloroethene	BRL	5.0									
cis-1,3-Dichloropropene	BRL	5.0									

Qualifiers:

<	Less than Result value	>	Greater than Result value	B	Analyte detected in the associated Method Blank
BRL	Below Reporting Limit	E	Estimated value above quantitation range	H	Holding times for preparation or analysis exceeded
J	Estimated value detected below Reporting Limit	N	Analyte not NELAC certified	R	RPD outside limits due to matrix
Rpt Lim	Reporting Limit	S	Spike Recovery outside limits due to matrix		

CLIENT: Peachtree Environmental
Work Order: 0901794
Project: Southern Metals - Woodall Creek

ANALYTICAL QC SUMMARY REPORT

TestCode: 8260_TCL4.2_W

Sample ID: MB-108918	SampType: MBLK	TestCode: 8260_TCL4.2	Units: ug/L	Prep Date: 1/16/2009	RunNo: 140802
Client ID:	Batch ID: 108918	TestNo: SW8260B		Analysis Date: 1/16/2009	SeqNo: 2884876

Analyte	Result	RPT Limit	SPK value	SPK Ref Val	%REC	LowLimit	HighLimit	RPD Ref Val	%RPD	RPDLimit	Qual
Cyclohexane	BRL	5.0									
Dibromochloromethane	BRL	5.0									
Dichlorodifluoromethane	BRL	10									
Ethylbenzene	BRL	5.0									
Freon-113	BRL	10									
Isopropylbenzene	BRL	5.0									
m,p-Xylene	BRL	10									
Methyl acetate	BRL	5.0									
Methyl tert-butyl ether	BRL	5.0									
Methylcyclohexane	BRL	5.0									
Methylene chloride	BRL	5.0									
o-Xylene	BRL	5.0									
Styrene	BRL	5.0									
Tetrachloroethene	BRL	5.0									
Toluene	BRL	5.0									
trans-1,2-Dichloroethene	BRL	5.0									
trans-1,3-Dichloropropene	BRL	5.0									
Trichloroethene	BRL	5.0									
Trichlorofluoromethane	BRL	5.0									
Vinyl chloride	BRL	2.0									
Surr: 4-Bromofluorobenzene	44.58	0	50	0	89.2	61.3	128	0	0		
Surr: Dibromofluoromethane	53.61	0	50	0	107	67.8	130	0	0		
Surr: Toluene-d8	52.52	0	50	0	105	70.6	121	0	0		

Sample ID: LCS-108918	SampType: LCS	TestCode: 8260_TCL4.2	Units: ug/L	Prep Date: 1/16/2009	RunNo: 140802
Client ID:	Batch ID: 108918	TestNo: SW8260B		Analysis Date: 1/16/2009	SeqNo: 2884878

Analyte	Result	RPT Limit	SPK value	SPK Ref Val	%REC	LowLimit	HighLimit	RPD Ref Val	%RPD	RPDLimit	Qual
1,1-Dichloroethene	60.42	5.0	50	0	121	64.2	156	0	0		

Qualifiers:

<	Less than Result value	>	Greater than Result value	B	Analyte detected in the associated Method Blank
BRL	Below Reporting Limit	E	Estimated value above quantitation range	H	Holding times for preparation or analysis exceeded
J	Estimated value detected below Reporting Limit	N	Analyte not NELAC certified	R	RPD outside limits due to matrix
Rpt Lim	Reporting Limit	S	Spike Recovery outside limits due to matrix		

CLIENT: Peachtree Environmental
Work Order: 0901794
Project: Southern Metals - Woodall Creek

ANALYTICAL QC SUMMARY REPORT

TestCode: 8260_TCL4.2_W

Sample ID: LCS-108918	SampType: LCS	TestCode: 8260_TCL4.2	Units: ug/L	Prep Date: 1/16/2009	RunNo: 140802
Client ID:	Batch ID: 108918	TestNo: SW8260B		Analysis Date: 1/16/2009	SeqNo: 2884878

Analyte	Result	RPT Limit	SPK value	SPK Ref Val	%REC	LowLimit	HighLimit	RPD Ref Val	%RPD	RPDLimit	Qual
Benzene	47.97	5.0	50	0	95.9	77.6	130	0	0		
Chlorobenzene	46.51	5.0	50	0	93	74.3	125	0	0		
Toluene	48.09	5.0	50	0	96.2	76.8	132	0	0		
Trichloroethene	46.31	5.0	50	0	92.6	77.7	134	0	0		
Surr: 4-Bromofluorobenzene	41.4	0	50	0	82.8	61.3	128	0	0		
Surr: Dibromofluoromethane	50.04	0	50	0	100	67.8	130	0	0		
Surr: Toluene-d8	52.19	0	50	0	104	70.6	121	0	0		

Sample ID: 0901789-014AMS	SampType: MS	TestCode: 8260_TCL4.2	Units: ug/L	Prep Date: 1/16/2009	RunNo: 140802
Client ID:	Batch ID: 108918	TestNo: SW8260B		Analysis Date: 1/17/2009	SeqNo: 2884883

Analyte	Result	RPT Limit	SPK value	SPK Ref Val	%REC	LowLimit	HighLimit	RPD Ref Val	%RPD	RPDLimit	Qual
1,1-Dichloroethene	133	5.0	50	83.32	99.4	46.8	169	0	0		
Benzene	46.29	5.0	50	0	92.6	74.4	134	0	0		
Chlorobenzene	44.85	5.0	50	0	89.7	73.2	127	0	0		
Toluene	46.82	5.0	50	0	93.6	73.7	138	0	0		
Trichloroethene	44.58	5.0	50	0	89.2	66.9	142	0	0		
Surr: 4-Bromofluorobenzene	43.53	0	50	0	87.1	61.3	128	0	0		
Surr: Dibromofluoromethane	50.76	0	50	0	102	67.8	130	0	0		
Surr: Toluene-d8	52.81	0	50	0	106	70.6	121	0	0		

Sample ID: 0901789-014AMSD	SampType: MSD	TestCode: 8260_TCL4.2	Units: ug/L	Prep Date: 1/16/2009	RunNo: 140802
Client ID:	Batch ID: 108918	TestNo: SW8260B		Analysis Date: 1/17/2009	SeqNo: 2884886

Analyte	Result	RPT Limit	SPK value	SPK Ref Val	%REC	LowLimit	HighLimit	RPD Ref Val	%RPD	RPDLimit	Qual
1,1-Dichloroethene	131.2	5.0	50	83.32	95.8	46.8	169	133	1.37	20	
Benzene	44.86	5.0	50	0	89.7	74.4	134	46.29	3.14	20	
Chlorobenzene	44.09	5.0	50	0	88.2	73.2	127	44.85	1.71	20	
Toluene	46.18	5.0	50	0	92.4	73.7	138	46.82	1.38	20	

Qualifiers:

<	Less than Result value	>	Greater than Result value	B	Analyte detected in the associated Method Blank
BRL	Below Reporting Limit	E	Estimated value above quantitation range	H	Holding times for preparation or analysis exceeded
J	Estimated value detected below Reporting Limit	N	Analyte not NELAC certified	R	RPD outside limits due to matrix
Rpt Lim	Reporting Limit	S	Spike Recovery outside limits due to matrix		

CLIENT: Peachtree Environmental
Work Order: 0901794
Project: Southern Metals - Woodall Creek

ANALYTICAL QC SUMMARY REPORT

TestCode: 8260_TCL4.2_W

Sample ID: 0901789-014AMSD	SampType: MSD	TestCode: 8260_TCL4.2	Units: ug/L	Prep Date: 1/16/2009	RunNo: 140802
Client ID:	Batch ID: 108918	TestNo: SW8260B		Analysis Date: 1/17/2009	SeqNo: 2884886

Analyte	Result	RPT Limit	SPK value	SPK Ref Val	%REC	LowLimit	HighLimit	RPD Ref Val	%RPD	RPDLimit	Qual
Trichloroethene	44.23	5.0	50	0	88.5	66.9	142	44.58	0.788	20	
Surr: 4-Bromofluorobenzene	42.92	0	50	0	85.8	61.3	128	43.53	0	0	
Surr: Dibromofluoromethane	51.39	0	50	0	103	67.8	130	50.76	0	0	
Surr: Toluene-d8	53.51	0	50	0	107	70.6	121	52.81	0	0	

Qualifiers:

<	Less than Result value	>	Greater than Result value	B	Analyte detected in the associated Method Blank
BRL	Below Reporting Limit	E	Estimated value above quantitation range	H	Holding times for preparation or analysis exceeded
J	Estimated value detected below Reporting Limit	N	Analyte not NELAC certified	R	RPD outside limits due to matrix
Rpt Lim	Reporting Limit	S	Spike Recovery outside limits due to matrix		

ANALYTICAL ENVIRONMENTAL SERVICES, INC.

AES

March 27, 2009

Art Picken
Peachtree Environmental
5384 Chaversham Lane
Norcross, GA 30092-2167

TEL: (770) 449-6100
FAX (770) 449-6119

RE: Woodall Creek

Order No.: 0903D55

Dear Art Picken:

Analytical Environmental Services, Inc. received 4 samples on 3/20/2009 12:50:00 PM for the analyses presented in the following report.

No problems were encountered during the analyses. Additionally, all results for the associated Quality Control samples were within EPA and/or AES established limits. Any discrepancies associated with the analyses contained herein will be noted and submitted in the form of a project Case Narrative.
AES' certifications are as follows:
-NELAC/Florida Certification number E87582 for analysis of Environmental Water, soil/hazardous waste, and Drinking Water Microbiology, effective 07/01/08-06/30/09.
-AIHA Certification ID #100671 for Industrial Hygiene samples (Organics, Inorganics), Environmental Lead (Paint, Soil, Dust Wipes, Air), and Environmental Microbiology (Fungal) effective until 08/01/09.

These results relate only to the items tested. This report may only be reproduced in full and contains 20 total pages (including cover letter).

If you have any questions regarding these test results, please feel free to call.

Sincerely,

Blair Stout

Blair Stout
Project Manager

State of Florida

Department of Health, Bureau of Laboratories

This is to certify that

E87582

ANALYTICAL ENVIRONMENTAL SERVICES, INC.
3785 PRESIDENTIAL PARKWAY
ATLANTA, GA 30340

has complied with Florida Administrative Code 64E-1,
for the examination of Environmental samples in the following categories

DRINKING WATER - MICROBIOLOGY, NON-POTABLE WATER - EXTRACTABLE ORGANICS, NON-POTABLE WATER - GENERAL CHEMISTRY, NON-POTABLE WATER - METALS, NON-POTABLE WATER - MICROBIOLOGY, NON-POTABLE WATER - PESTICIDES-HERBICIDES-PCB'S, NON-POTABLE WATER - VOLATILE ORGANICS, SOLID AND CHEMICAL MATERIALS - EXTRACTABLE ORGANICS, SOLID AND CHEMICAL MATERIALS - GENERAL CHEMISTRY, SOLID AND CHEMICAL MATERIALS - METALS, SOLID AND CHEMICAL MATERIALS - PESTICIDES-HERBICIDES-PCB'S, SOLID AND CHEMICAL MATERIALS - VOLATILE ORGANICS

Continued certification is contingent upon successful on-going compliance with the NELAC Standards and FAC Rule 64E-1 regulations. Specific methods and analytes certified are cited on the Laboratory Scope of Accreditation for this laboratory and are on file at the Bureau of Laboratories, P. O. Box 210, Jacksonville, Florida 32231. Clients and customers are urged to verify with this agency the laboratory's certification status in Florida for particular methods and analytes.

EFFECTIVE July 01, 2008 THROUGH June 30, 2009



Max Salfinger, M.D.
Chief, Bureau of Laboratories
Florida Department of Health
DH Form 1697, 7/04
NON-TRANSFERABLE E87582-12-07/01/2008
Supersedes all previously issued certificates

ANALYTICAL ENVIRONMENTAL SERVICES, INC

3785 Presidential Parkway, Atlanta GA 30340-3704

AES TEL.: (770) 457-8177 / TOLL-FREE (800) 972-4889 / FAX: (770) 457-8188

CHAIN OF CUSTODY

Work Order: 0903D55

Date: _____ Page 1 of 1

COMPANY: Architects Environmental

ADDRESS: 5334 Chanticham Ln. Norcross, GA 30092

PHONE: 770-449-6100

FAX: 770-449-6119

SAMPLED BY: A. Pickell

SIGNATURE:

#	SAMPLE ID	SAMPLED DATE	SAMPLED TIME	Grab	Composite	Matrix (See codes)	VOC	REMARKS	No # of Containers
1	WC-309-MW10-9	3/13/09	11:09	X		SO	X		
2	WC-309-MW9-9		12:07	X		SO	X		
3	WC-309-MW8-9	↓	1:50	X		SO	X		
4	Trip Blank								
5	Temp Blank								
6									
7									
8									
9									
10									
11									
12									
13									
14									

ANALYSIS REQUESTED

PRESERVATION (See codes)

Visit our website www.aesatlanta.com to check on the status of your results, place bottle orders, etc.

RELINQUISHED BY	DATE/TIME	RECEIVED BY	DATE/TIME
1:	3/20/09 12:54	1:	3/20/09 12:50
2:		2:	
3:		3:	

SPECIAL INSTRUCTIONS/COMMENTS:

SHIPMENT METHOD

OUT / / VIA:

IN / / VIA:

CLIENT FedEx UPS MAIL COURIER

GREYHOUND OTHER_____

PROJECT INFORMATION

PROJECT NAME: Woodall Condo

PROJECT #: 2655

SITE ADDRESS: Ellsworth Ina

SEND REPORT TO: A. Pickell

INVOICE TO: (IF DIFFERENT FROM ABOVE)

QUOTE #:_____ PO#:_____

RECEIPT

Total # of Containers

Turnaround Time Request

- ⊗ Standard 5 Business Days
- ○ 2 Business Day Rush
- ○ Next Business Day Rush
- ○ Same Day Rush **(auth req.)**
- ○ Other _____

STATE PROGRAM (if any): _____

E-mail? Y / N; Fax? Y / N

DATA PACKAGE: I II III IV

SAMPLES RECEIVED AFTER 3PM OR SATURDAY ARE CONSIDERED AS RECEIVED ON THE NEXT BUSINESS DAY; IF NO TAT IS MARKED ON COC AES WILL PROCEED AS STANDARD TAT.

SAMPLES ARE DISPOSED OF 30 DAYS AFTER COMPLETION OF REPORT UNLESS OTHER ARRANGEMENTS ARE MADE.

MATRIX CODES: A = Air GW = Groundwater SE = Sediment SO = Soil SW = Surface Water W = Water (Blanks) DW = Drinking Water (Blanks) O = Other (specify)

PRESERVATIVE CODES: H+I = Hydrochloric acid + ice I = Ice only N = Nitric acid S+I = Sulfuric acid + ice S/M+I = Sodium Bisulfate/Methanol + ice O = Other (specify) NA = None

White Copy - Original; Yellow Copy - Client

Analytical Environmental Services, Inc.

Sample/Cooler Receipt Checklist

Client Peachtree Env. Work Order Number 0903D55

Checklist completed by Signature 3/20/09 Date

Carrier name: FedEx __ UPS __ Courier __ Client ✓ US Mail __ Other _____

Shipping container/cooler in good condition? Yes ✓ No __ Not Present __

Custody seals intact on shipping container/cooler? Yes __ No __ Not Present ✓

Custody seals intact on sample bottles? Yes __ No __ Not Present ✓

Container/Temp Blank temperature in compliance? (4°C±2)* Yes ✓ No __

Cooler #1 3.6°C Cooler #2 _____ Cooler #3 _____ Cooler #4 _____ Cooler#5 _____ Cooler #6 _____

Chain of custody present? Yes ✓ No __

Chain of custody signed when relinquished and received? Yes ✓ No __

Chain of custody agrees with sample labels? Yes ✓ No __

Samples in proper container/bottle? Yes ✓ No __

Sample containers intact? Yes ✓ No __

Sufficient sample volume for indicated test? Yes ✓ No __

All samples received within holding time? Yes ✓ No __

Was TAT marked on the COC? Yes ✓ No __

Proceed with Standard TAT as per project history? Yes __ No __ Not Applicable ✓

Water - VOA vials have zero headspace? No VOA vials submitted __ Yes ✓ No __

Water - pH acceptable upon receipt? Yes ✓ No __ Not Applicable __

Adjusted? _____ Checked by _____

Sample Condition: Good ✓ Other(Explain) _____

(For diffusive samples or AIHA lead) Is a known blank included? Yes __ No ✓

See Case Narrative for resolution of the Non-Conformance.

* Samples do not have to comply with the given range for certain parameters.

Analytical Environmental Services, Inc.

Date: *27-Mar-09*

CLIENT: Peachtree Environmental
Project: Woodall Creek
Lab ID: 0903D55-001

Client Sample ID: WC-309-MW10-9
Collection Date: 3/18/2009 11:09:00 AM
Matrix: SOIL

Analyses	Result	Reporting Limit	Qual	Units	BatchID	Dilution Factor	Date Analyzed
TCL VOLATILE ORGANICS		**SW8260B**		**(SW5035)**			Analyst: JE
1,1,1-Trichloroethane	BRL	0.0064		mg/Kg-dry	111445	1	3/26/2009 8:40 AM
1,1,2,2-Tetrachloroethane	BRL	0.0064		mg/Kg-dry	111445	1	3/26/2009 8:40 AM
1,1,2-Trichloroethane	BRL	0.0064		mg/Kg-dry	111445	1	3/26/2009 8:40 AM
1,1-Dichloroethane	BRL	0.0064		mg/Kg-dry	111445	1	3/26/2009 8:40 AM
1,1-Dichloroethene	BRL	0.0064		mg/Kg-dry	111445	1	3/26/2009 8:40 AM
1,2,4-Trichlorobenzene	BRL	0.0064		mg/Kg-dry	111445	1	3/26/2009 8:40 AM
1,2-Dibromo-3-chloropropane	BRL	0.0064		mg/Kg-dry	111445	1	3/26/2009 8:40 AM
1,2-Dibromoethane	BRL	0.0064		mg/Kg-dry	111445	1	3/26/2009 8:40 AM
1,2-Dichlorobenzene	BRL	0.0064		mg/Kg-dry	111445	1	3/26/2009 8:40 AM
1,2-Dichloroethane	BRL	0.0064		mg/Kg-dry	111445	1	3/26/2009 8:40 AM
1,2-Dichloropropane	BRL	0.0064		mg/Kg-dry	111445	1	3/26/2009 8:40 AM
1,3-Dichlorobenzene	BRL	0.0064		mg/Kg-dry	111445	1	3/26/2009 8:40 AM
1,4-Dichlorobenzene	BRL	0.0064		mg/Kg-dry	111445	1	3/26/2009 8:40 AM
2-Butanone	BRL	0.064		mg/Kg-dry	111445	1	3/26/2009 8:40 AM
2-Hexanone	BRL	0.013		mg/Kg-dry	111445	1	3/26/2009 8:40 AM
4-Methyl-2-pentanone	BRL	0.013		mg/Kg-dry	111445	1	3/26/2009 8:40 AM
Acetone	BRL	0.13		mg/Kg-dry	111445	1	3/26/2009 8:40 AM
Benzene	BRL	0.0064		mg/Kg-dry	111445	1	3/26/2009 8:40 AM
Bromodichloromethane	BRL	0.0064		mg/Kg-dry	111445	1	3/26/2009 8:40 AM
Bromoform	BRL	0.0064		mg/Kg-dry	111445	1	3/26/2009 8:40 AM
Bromomethane	BRL	0.0064		mg/Kg-dry	111445	1	3/26/2009 8:40 AM
Carbon disulfide	BRL	0.013		mg/Kg-dry	111445	1	3/26/2009 8:40 AM
Carbon tetrachloride	BRL	0.0064		mg/Kg-dry	111445	1	3/26/2009 8:40 AM
Chlorobenzene	BRL	0.0064		mg/Kg-dry	111445	1	3/26/2009 8:40 AM
Chloroethane	BRL	0.013		mg/Kg-dry	111445	1	3/26/2009 8:40 AM
Chloroform	BRL	0.0064		mg/Kg-dry	111445	1	3/26/2009 8:40 AM
Chloromethane	BRL	0.013		mg/Kg-dry	111445	1	3/26/2009 8:40 AM
cis-1,2-Dichloroethene	BRL	0.0064		mg/Kg-dry	111445	1	3/26/2009 8:40 AM
cis-1,3-Dichloropropene	BRL	0.0064		mg/Kg-dry	111445	1	3/26/2009 8:40 AM
Cyclohexane	BRL	0.0064		mg/Kg-dry	111445	1	3/26/2009 8:40 AM
Dibromochloromethane	BRL	0.0064		mg/Kg-dry	111445	1	3/26/2009 8:40 AM
Dichlorodifluoromethane	BRL	0.013		mg/Kg-dry	111445	1	3/26/2009 8:40 AM
Ethylbenzene	BRL	0.0064		mg/Kg-dry	111445	1	3/26/2009 8:40 AM
Freon-113	BRL	0.013		mg/Kg-dry	111445	1	3/26/2009 8:40 AM
Isopropylbenzene	BRL	0.0064		mg/Kg-dry	111445	1	3/26/2009 8:40 AM
m,p-Xylene	BRL	0.013		mg/Kg-dry	111445	1	3/26/2009 8:40 AM
Methyl acetate	BRL	0.0064		mg/Kg-dry	111445	1	3/26/2009 8:40 AM
Methyl tert-butyl ether	BRL	0.0064		mg/Kg-dry	111445	1	3/26/2009 8:40 AM
Methylcyclohexane	BRL	0.0064		mg/Kg-dry	111445	1	3/26/2009 8:40 AM
Methylene chloride	BRL	0.0064		mg/Kg-dry	111445	1	3/26/2009 8:40 AM

Qualifiers:

*	Value exceeds Maximum Contaminant Level	E	Estimated (Value above quantitation range)
BRL	Below Reporting Limit	S	Spike Recovery outside limits due to matrix
H	Holding times for preparation or analysis exceeded	Narr	See Case Narrative
N	Analyte not NELAC certified	NC	Not Confirmed
B	Analyte detected in the associated Method Blank	<	Less than Result value
>	Greater than Result value		

Analytical Environmental Services, Inc.

Date: *27-Mar-09*

CLIENT: Peachtree Environmental
Project: Woodall Creek
Lab ID: 0903D55-001

Client Sample ID: WC-309-MW10-9
Collection Date: 3/18/2009 11:09:00 AM
Matrix: SOIL

Analyses	Result	Reporting Limit	Qual	Units	BatchID	Dilution Factor	Date Analyzed
TCL VOLATILE ORGANICS		**SW8260B**		**(SW5035)**			Analyst: **JE**
o-Xylene	BRL	0.0064		mg/Kg-dry	111445	1	3/26/2009 8:40 AM
Styrene	BRL	0.0064		mg/Kg-dry	111445	1	3/26/2009 8:40 AM
Tetrachloroethene	0.047	0.0064		mg/Kg-dry	111445	1	3/26/2009 8:40 AM
Toluene	BRL	0.0064		mg/Kg-dry	111445	1	3/26/2009 8:40 AM
trans-1,2-Dichloroethene	BRL	0.0064		mg/Kg-dry	111445	1	3/26/2009 8:40 AM
trans-1,3-Dichloropropene	BRL	0.0064		mg/Kg-dry	111445	1	3/26/2009 8:40 AM
Trichloroethene	BRL	0.0064		mg/Kg-dry	111445	1	3/26/2009 8:40 AM
Trichlorofluoromethane	BRL	0.0064		mg/Kg-dry	111445	1	3/26/2009 8:40 AM
Vinyl chloride	BRL	0.013		mg/Kg-dry	111445	1	3/26/2009 8:40 AM
Surr: 4-Bromofluorobenzene	105	53.1-130		%REC	111445	1	3/26/2009 8:40 AM
Surr: Dibromofluoromethane	109	61.4-159		%REC	111445	1	3/26/2009 8:40 AM
Surr: Toluene-d8	103	69.9-123		%REC	111445	1	3/26/2009 8:40 AM
PERCENT MOISTURE		**D2216**					Analyst: **MAS**
Percent Moisture	16.2	0		wt%		1	3/26/2009 9:00 AM

Qualifiers:

*	Value exceeds Maximum Contaminant Level	E	Estimated (Value above quantitation range)
BRL	Below Reporting Limit	S	Spike Recovery outside limits due to matrix
H	Holding times for preparation or analysis exceeded	Narr	See Case Narrative
N	Analyte not NELAC certified	NC	Not Confirmed
B	Analyte detected in the associated Method Blank	<	Less than Result value
>	Greater than Result value		

Analytical Environmental Services, Inc.

Date: *27-Mar-09*

CLIENT: Peachtree Environmental
Project: Woodall Creek
Lab ID: 0903D55-002

Client Sample ID: WC-309-MW9-9
Collection Date: 3/18/2009 12:07:00 PM
Matrix: SOIL

Analyses	Result	Reporting Limit	Qual	Units	BatchID	Dilution Factor	Date Analyzed
TCL VOLATILE ORGANICS		**SW8260B**		**(SW5035)**			Analyst: **JE**
1,1,1-Trichloroethane	BRL	0.0083		mg/Kg-dry	111445	1	3/26/2009 9:05 AM
1,1,2,2-Tetrachloroethane	BRL	0.0083		mg/Kg-dry	111445	1	3/26/2009 9:05 AM
1,1,2-Trichloroethane	BRL	0.0083		mg/Kg-dry	111445	1	3/26/2009 9:05 AM
1,1-Dichloroethane	BRL	0.0083		mg/Kg-dry	111445	1	3/26/2009 9:05 AM
1,1-Dichloroethene	BRL	0.0083		mg/Kg-dry	111445	1	3/26/2009 9:05 AM
1,2,4-Trichlorobenzene	BRL	0.0083		mg/Kg-dry	111445	1	3/26/2009 9:05 AM
1,2-Dibromo-3-chloropropane	BRL	0.0083		mg/Kg-dry	111445	1	3/26/2009 9:05 AM
1,2-Dibromoethane	BRL	0.0083		mg/Kg-dry	111445	1	3/26/2009 9:05 AM
1,2-Dichlorobenzene	BRL	0.0083		mg/Kg-dry	111445	1	3/26/2009 9:05 AM
1,2-Dichloroethane	BRL	0.0083		mg/Kg-dry	111445	1	3/26/2009 9:05 AM
1,2-Dichloropropane	BRL	0.0083		mg/Kg-dry	111445	1	3/26/2009 9:05 AM
1,3-Dichlorobenzene	BRL	0.0083		mg/Kg-dry	111445	1	3/26/2009 9:05 AM
1,4-Dichlorobenzene	BRL	0.0083		mg/Kg-dry	111445	1	3/26/2009 9:05 AM
2-Butanone	BRL	0.083		mg/Kg-dry	111445	1	3/26/2009 9:05 AM
2-Hexanone	BRL	0.017		mg/Kg-dry	111445	1	3/26/2009 9:05 AM
4-Methyl-2-pentanone	BRL	0.017		mg/Kg-dry	111445	1	3/26/2009 9:05 AM
Acetone	BRL	0.17		mg/Kg-dry	111445	1	3/26/2009 9:05 AM
Benzene	BRL	0.0083		mg/Kg-dry	111445	1	3/26/2009 9:05 AM
Bromodichloromethane	BRL	0.0083		mg/Kg-dry	111445	1	3/26/2009 9:05 AM
Bromoform	BRL	0.0083		mg/Kg-dry	111445	1	3/26/2009 9:05 AM
Bromomethane	BRL	0.0083		mg/Kg-dry	111445	1	3/26/2009 9:05 AM
Carbon disulfide	BRL	0.017		mg/Kg-dry	111445	1	3/26/2009 9:05 AM
Carbon tetrachloride	BRL	0.0083		mg/Kg-dry	111445	1	3/26/2009 9:05 AM
Chlorobenzene	BRL	0.0083		mg/Kg-dry	111445	1	3/26/2009 9:05 AM
Chloroethane	BRL	0.017		mg/Kg-dry	111445	1	3/26/2009 9:05 AM
Chloroform	BRL	0.0083		mg/Kg-dry	111445	1	3/26/2009 9:05 AM
Chloromethane	BRL	0.017		mg/Kg-dry	111445	1	3/26/2009 9:05 AM
cis-1,2-Dichloroethene	BRL	0.0083		mg/Kg-dry	111445	1	3/26/2009 9:05 AM
cis-1,3-Dichloropropene	BRL	0.0083		mg/Kg-dry	111445	1	3/26/2009 9:05 AM
Cyclohexane	BRL	0.0083		mg/Kg-dry	111445	1	3/26/2009 9:05 AM
Dibromochloromethane	BRL	0.0083		mg/Kg-dry	111445	1	3/26/2009 9:05 AM
Dichlorodifluoromethane	BRL	0.017		mg/Kg-dry	111445	1	3/26/2009 9:05 AM
Ethylbenzene	BRL	0.0083		mg/Kg-dry	111445	1	3/26/2009 9:05 AM
Freon-113	BRL	0.017		mg/Kg-dry	111445	1	3/26/2009 9:05 AM
Isopropylbenzene	BRL	0.0083		mg/Kg-dry	111445	1	3/26/2009 9:05 AM
m,p-Xylene	BRL	0.017		mg/Kg-dry	111445	1	3/26/2009 9:05 AM
Methyl acetate	BRL	0.0083		mg/Kg-dry	111445	1	3/26/2009 9:05 AM
Methyl tert-butyl ether	BRL	0.0083		mg/Kg-dry	111445	1	3/26/2009 9:05 AM
Methylcyclohexane	BRL	0.0083		mg/Kg-dry	111445	1	3/26/2009 9:05 AM
Methylene chloride	BRL	0.0083		mg/Kg-dry	111445	1	3/26/2009 9:05 AM

Qualifiers:

*	Value exceeds Maximum Contaminant Level	E	Estimated (Value above quantitation range)
BRL	Below Reporting Limit	S	Spike Recovery outside limits due to matrix
H	Holding times for preparation or analysis exceeded	Narr	See Case Narrative
N	Analyte not NELAC certified	NC	Not Confirmed
B	Analyte detected in the associated Method Blank	<	Less than Result value
>	Greater than Result value		

Analytical Environmental Services, Inc.

Date: *27-Mar-09*

CLIENT: Peachtree Environmental
Project: Woodall Creek
Lab ID: 0903D55-002

Client Sample ID: WC-309-MW9-9
Collection Date: 3/18/2009 12:07:00 PM
Matrix: SOIL

Analyses	Result	Reporting Limit	Qual	Units	BatchID	Dilution Factor	Date Analyzed
TCL VOLATILE ORGANICS		**SW8260B**		**(SW5035)**			Analyst: **JE**
o-Xylene	BRL	0.0083		mg/Kg-dry	111445	1	3/26/2009 9:05 AM
Styrene	BRL	0.0083		mg/Kg-dry	111445	1	3/26/2009 9:05 AM
Tetrachloroethene	BRL	0.0083		mg/Kg-dry	111445	1	3/26/2009 9:05 AM
Toluene	BRL	0.0083		mg/Kg-dry	111445	1	3/26/2009 9:05 AM
trans-1,2-Dichloroethene	BRL	0.0083		mg/Kg-dry	111445	1	3/26/2009 9:05 AM
trans-1,3-Dichloropropene	BRL	0.0083		mg/Kg-dry	111445	1	3/26/2009 9:05 AM
Trichloroethene	BRL	0.0083		mg/Kg-dry	111445	1	3/26/2009 9:05 AM
Trichlorofluoromethane	BRL	0.0083		mg/Kg-dry	111445	1	3/26/2009 9:05 AM
Vinyl chloride	BRL	0.017		mg/Kg-dry	111445	1	3/26/2009 9:05 AM
Surr: 4-Bromofluorobenzene	108	53.1-130		%REC	111445	1	3/26/2009 9:05 AM
Surr: Dibromofluoromethane	112	61.4-159		%REC	111445	1	3/26/2009 9:05 AM
Surr: Toluene-d8	104	69.9-123		%REC	111445	1	3/26/2009 9:05 AM
PERCENT MOISTURE		**D2216**					Analyst: **MAS**
Percent Moisture	18.9	0		wt%		1	3/26/2009 9:00 AM

Qualifiers:

*	Value exceeds Maximum Contaminant Level	E	Estimated (Value above quantitation range)
BRL	Below Reporting Limit	S	Spike Recovery outside limits due to matrix
H	Holding times for preparation or analysis exceeded	Narr	See Case Narrative
N	Analyte not NELAC certified	NC	Not Confirmed
B	Analyte detected in the associated Method Blank	<	Less than Result value
>	Greater than Result value		

Analytical Environmental Services, Inc.

Date: *27-Mar-09*

CLIENT: Peachtree Environmental
Project: Woodall Creek
Lab ID: 0903D55-003

Client Sample ID: WC-309-MW8-9
Collection Date: 3/18/2009 1:50:00 PM
Matrix: SOIL

Analyses	Result	Reporting Limit	Qual	Units	BatchID	Dilution Factor	Date Analyzed
TCL VOLATILE ORGANICS		**SW8260B**		**(SW5035)**			Analyst: **JE**
1,1,1-Trichloroethane	BRL	0.0099		mg/Kg-dry	111445	1	3/26/2009 9:31 AM
1,1,2,2-Tetrachloroethane	BRL	0.0099		mg/Kg-dry	111445	1	3/26/2009 9:31 AM
1,1,2-Trichloroethane	BRL	0.0099		mg/Kg-dry	111445	1	3/26/2009 9:31 AM
1,1-Dichloroethane	BRL	0.0099		mg/Kg-dry	111445	1	3/26/2009 9:31 AM
1,1-Dichloroethene	BRL	0.0099		mg/Kg-dry	111445	1	3/26/2009 9:31 AM
1,2,4-Trichlorobenzene	BRL	0.0099		mg/Kg-dry	111445	1	3/26/2009 9:31 AM
1,2-Dibromo-3-chloropropane	BRL	0.0099		mg/Kg-dry	111445	1	3/26/2009 9:31 AM
1,2-Dibromoethane	BRL	0.0099		mg/Kg-dry	111445	1	3/26/2009 9:31 AM
1,2-Dichlorobenzene	BRL	0.0099		mg/Kg-dry	111445	1	3/26/2009 9:31 AM
1,2-Dichloroethane	BRL	0.0099		mg/Kg-dry	111445	1	3/26/2009 9:31 AM
1,2-Dichloropropane	BRL	0.0099		mg/Kg-dry	111445	1	3/26/2009 9:31 AM
1,3-Dichlorobenzene	BRL	0.0099		mg/Kg-dry	111445	1	3/26/2009 9:31 AM
1,4-Dichlorobenzene	BRL	0.0099		mg/Kg-dry	111445	1	3/26/2009 9:31 AM
2-Butanone	BRL	0.099		mg/Kg-dry	111445	1	3/26/2009 9:31 AM
2-Hexanone	BRL	0.020		mg/Kg-dry	111445	1	3/26/2009 9:31 AM
4-Methyl-2-pentanone	BRL	0.020		mg/Kg-dry	111445	1	3/26/2009 9:31 AM
Acetone	BRL	0.20		mg/Kg-dry	111445	1	3/26/2009 9:31 AM
Benzene	BRL	0.0099		mg/Kg-dry	111445	1	3/26/2009 9:31 AM
Bromodichloromethane	BRL	0.0099		mg/Kg-dry	111445	1	3/26/2009 9:31 AM
Bromoform	BRL	0.0099		mg/Kg-dry	111445	1	3/26/2009 9:31 AM
Bromomethane	BRL	0.0099		mg/Kg-dry	111445	1	3/26/2009 9:31 AM
Carbon disulfide	BRL	0.020		mg/Kg-dry	111445	1	3/26/2009 9:31 AM
Carbon tetrachloride	BRL	0.0099		mg/Kg-dry	111445	1	3/26/2009 9:31 AM
Chlorobenzene	BRL	0.0099		mg/Kg-dry	111445	1	3/26/2009 9:31 AM
Chloroethane	BRL	0.020		mg/Kg-dry	111445	1	3/26/2009 9:31 AM
Chloroform	BRL	0.0099		mg/Kg-dry	111445	1	3/26/2009 9:31 AM
Chloromethane	BRL	0.020		mg/Kg-dry	111445	1	3/26/2009 9:31 AM
cis-1,2-Dichloroethene	BRL	0.0099		mg/Kg-dry	111445	1	3/26/2009 9:31 AM
cis-1,3-Dichloropropene	BRL	0.0099		mg/Kg-dry	111445	1	3/26/2009 9:31 AM
Cyclohexane	BRL	0.0099		mg/Kg-dry	111445	1	3/26/2009 9:31 AM
Dibromochloromethane	BRL	0.0099		mg/Kg-dry	111445	1	3/26/2009 9:31 AM
Dichlorodifluoromethane	BRL	0.020		mg/Kg-dry	111445	1	3/26/2009 9:31 AM
Ethylbenzene	BRL	0.0099		mg/Kg-dry	111445	1	3/26/2009 9:31 AM
Freon-113	BRL	0.020		mg/Kg-dry	111445	1	3/26/2009 9:31 AM
Isopropylbenzene	BRL	0.0099		mg/Kg-dry	111445	1	3/26/2009 9:31 AM
m,p-Xylene	BRL	0.020		mg/Kg-dry	111445	1	3/26/2009 9:31 AM
Methyl acetate	BRL	0.0099		mg/Kg-dry	111445	1	3/26/2009 9:31 AM
Methyl tert-butyl ether	BRL	0.0099		mg/Kg-dry	111445	1	3/26/2009 9:31 AM
Methylcyclohexane	BRL	0.0099		mg/Kg-dry	111445	1	3/26/2009 9:31 AM
Methylene chloride	BRL	0.0099		mg/Kg-dry	111445	1	3/26/2009 9:31 AM

Qualifiers:

*	Value exceeds Maximum Contaminant Level	E	Estimated (Value above quantitation range)
BRL	Below Reporting Limit	S	Spike Recovery outside limits due to matrix
H	Holding times for preparation or analysis exceeded	Narr	See Case Narrative
N	Analyte not NELAC certified	NC	Not Confirmed
B	Analyte detected in the associated Method Blank	<	Less than Result value
>	Greater than Result value		

Analytical Environmental Services, Inc.

Date: *27-Mar-09*

CLIENT: Peachtree Environmental
Project: Woodall Creek
Lab ID: 0903D55-003

Client Sample ID: WC-309-MW8-9
Collection Date: 3/18/2009 1:50:00 PM
Matrix: SOIL

Analyses	Result	Reporting Limit	Qual	Units	BatchID	Dilution Factor	Date Analyzed
TCL VOLATILE ORGANICS		**SW8260B**		**(SW5035)**			Analyst: **JE**
o-Xylene	BRL	0.0099		mg/Kg-dry	111445	1	3/26/2009 9:31 AM
Styrene	BRL	0.0099		mg/Kg-dry	111445	1	3/26/2009 9:31 AM
Tetrachloroethene	BRL	0.0099		mg/Kg-dry	111445	1	3/26/2009 9:31 AM
Toluene	BRL	0.0099		mg/Kg-dry	111445	1	3/26/2009 9:31 AM
trans-1,2-Dichloroethene	BRL	0.0099		mg/Kg-dry	111445	1	3/26/2009 9:31 AM
trans-1,3-Dichloropropene	BRL	0.0099		mg/Kg-dry	111445	1	3/26/2009 9:31 AM
Trichloroethene	BRL	0.0099		mg/Kg-dry	111445	1	3/26/2009 9:31 AM
Trichlorofluoromethane	BRL	0.0099		mg/Kg-dry	111445	1	3/26/2009 9:31 AM
Vinyl chloride	BRL	0.020		mg/Kg-dry	111445	1	3/26/2009 9:31 AM
Surr: 4-Bromofluorobenzene	107	53.1-130		%REC	111445	1	3/26/2009 9:31 AM
Surr: Dibromofluoromethane	111	61.4-159		%REC	111445	1	3/26/2009 9:31 AM
Surr: Toluene-d8	103	69.9-123		%REC	111445	1	3/26/2009 9:31 AM
PERCENT MOISTURE		**D2216**					Analyst: **MAS**
Percent Moisture	27.5	0		wt%		1	3/26/2009 9:00 AM

Qualifiers:

*	Value exceeds Maximum Contaminant Level	E	Estimated (Value above quantitation range)
BRL	Below Reporting Limit	S	Spike Recovery outside limits due to matrix
H	Holding times for preparation or analysis exceeded	Narr	See Case Narrative
N	Analyte not NELAC certified	NC	Not Confirmed
B	Analyte detected in the associated Method Blank	<	Less than Result value
>	Greater than Result value		

Analytical Environmental Services, Inc.

Date: *27-Mar-09*

CLIENT: Peachtree Environmental
Project: Woodall Creek
Lab ID: 0903D55-004

Client Sample ID: TRIP BLANK
Collection Date: 3/20/2009
Matrix: AQUEOUS

Analyses	Result	Reporting Limit	Qual	Units	BatchID	Dilution Factor	Date Analyzed
TCL VOLATILE ORGANICS		**SW8260B**			**(SW5030B)**		Analyst: **NWH**
1,1,1-Trichloroethane	BRL	5.0		ug/L	111430	1	3/26/2009 1:08 AM
1,1,2,2-Tetrachloroethane	BRL	5.0		ug/L	111430	1	3/26/2009 1:08 AM
1,1,2-Trichloroethane	BRL	5.0		ug/L	111430	1	3/26/2009 1:08 AM
1,1-Dichloroethane	BRL	5.0		ug/L	111430	1	3/26/2009 1:08 AM
1,1-Dichloroethene	BRL	5.0		ug/L	111430	1	3/26/2009 1:08 AM
1,2,4-Trichlorobenzene	BRL	5.0		ug/L	111430	1	3/26/2009 1:08 AM
1,2-Dibromo-3-chloropropane	BRL	5.0		ug/L	111430	1	3/26/2009 1:08 AM
1,2-Dibromoethane	BRL	5.0		ug/L	111430	1	3/26/2009 1:08 AM
1,2-Dichlorobenzene	BRL	5.0		ug/L	111430	1	3/26/2009 1:08 AM
1,2-Dichloroethane	BRL	5.0		ug/L	111430	1	3/26/2009 1:08 AM
1,2-Dichloropropane	BRL	5.0		ug/L	111430	1	3/26/2009 1:08 AM
1,3-Dichlorobenzene	BRL	5.0		ug/L	111430	1	3/26/2009 1:08 AM
1,4-Dichlorobenzene	BRL	5.0		ug/L	111430	1	3/26/2009 1:08 AM
2-Butanone	BRL	50		ug/L	111430	1	3/26/2009 1:08 AM
2-Hexanone	BRL	10		ug/L	111430	1	3/26/2009 1:08 AM
4-Methyl-2-pentanone	BRL	10		ug/L	111430	1	3/26/2009 1:08 AM
Acetone	BRL	50		ug/L	111430	1	3/26/2009 1:08 AM
Benzene	BRL	5.0		ug/L	111430	1	3/26/2009 1:08 AM
Bromodichloromethane	BRL	5.0		ug/L	111430	1	3/26/2009 1:08 AM
Bromoform	BRL	5.0		ug/L	111430	1	3/26/2009 1:08 AM
Bromomethane	BRL	5.0		ug/L	111430	1	3/26/2009 1:08 AM
Carbon disulfide	BRL	5.0		ug/L	111430	1	3/26/2009 1:08 AM
Carbon tetrachloride	BRL	5.0		ug/L	111430	1	3/26/2009 1:08 AM
Chlorobenzene	BRL	5.0		ug/L	111430	1	3/26/2009 1:08 AM
Chloroethane	BRL	10		ug/L	111430	1	3/26/2009 1:08 AM
Chloroform	BRL	5.0		ug/L	111430	1	3/26/2009 1:08 AM
Chloromethane	BRL	10		ug/L	111430	1	3/26/2009 1:08 AM
cis-1,2-Dichloroethene	BRL	5.0		ug/L	111430	1	3/26/2009 1:08 AM
cis-1,3-Dichloropropene	BRL	5.0		ug/L	111430	1	3/26/2009 1:08 AM
Cyclohexane	BRL	5.0		ug/L	111430	1	3/26/2009 1:08 AM
Dibromochloromethane	BRL	5.0		ug/L	111430	1	3/26/2009 1:08 AM
Dichlorodifluoromethane	BRL	10		ug/L	111430	1	3/26/2009 1:08 AM
Ethylbenzene	BRL	5.0		ug/L	111430	1	3/26/2009 1:08 AM
Freon-113	BRL	10		ug/L	111430	1	3/26/2009 1:08 AM
Isopropylbenzene	BRL	5.0		ug/L	111430	1	3/26/2009 1:08 AM
m,p-Xylene	BRL	10		ug/L	111430	1	3/26/2009 1:08 AM
Methyl acetate	BRL	5.0		ug/L	111430	1	3/26/2009 1:08 AM
Methyl tert-butyl ether	BRL	5.0		ug/L	111430	1	3/26/2009 1:08 AM
Methylcyclohexane	BRL	5.0		ug/L	111430	1	3/26/2009 1:08 AM
Methylene chloride	BRL	5.0		ug/L	111430	1	3/26/2009 1:08 AM

Qualifiers:

*	Value exceeds Maximum Contaminant Level	E	Estimated (Value above quantitation range)
BRL	Below Reporting Limit	S	Spike Recovery outside limits due to matrix
H	Holding times for preparation or analysis exceeded	Narr	See Case Narrative
N	Analyte not NELAC certified	NC	Not Confirmed
B	Analyte detected in the associated Method Blank	<	Less than Result value
>	Greater than Result value		

Analytical Environmental Services, Inc.

Date: *27-Mar-09*

CLIENT: Peachtree Environmental
Project: Woodall Creek
Lab ID: 0903D55-004

Client Sample ID: TRIP BLANK
Collection Date: 3/20/2009
Matrix: AQUEOUS

Analyses	Result	Reporting Limit	Qual	Units	BatchID	Dilution Factor	Date Analyzed
TCL VOLATILE ORGANICS		**SW8260B**			**(SW5030B)**		Analyst: **NWH**
o-Xylene	BRL	5.0		ug/L	111430	1	3/26/2009 1:08 AM
Styrene	BRL	5.0		ug/L	111430	1	3/26/2009 1:08 AM
Tetrachloroethene	BRL	5.0		ug/L	111430	1	3/26/2009 1:08 AM
Toluene	BRL	5.0		ug/L	111430	1	3/26/2009 1:08 AM
trans-1,2-Dichloroethene	BRL	5.0		ug/L	111430	1	3/26/2009 1:08 AM
trans-1,3-Dichloropropene	BRL	5.0		ug/L	111430	1	3/26/2009 1:08 AM
Trichloroethene	BRL	5.0		ug/L	111430	1	3/26/2009 1:08 AM
Trichlorofluoromethane	BRL	5.0		ug/L	111430	1	3/26/2009 1:08 AM
Vinyl chloride	BRL	2.0		ug/L	111430	1	3/26/2009 1:08 AM
Surr: 4-Bromofluorobenzene	93.5	61.3-128		%REC	111430	1	3/26/2009 1:08 AM
Surr: Dibromofluoromethane	105	67.8-130		%REC	111430	1	3/26/2009 1:08 AM
Surr: Toluene-d8	98.1	70.6-121		%REC	111430	1	3/26/2009 1:08 AM

Qualifiers:

*	Value exceeds Maximum Contaminant Level	E	Estimated (Value above quantitation range)
BRL	Below Reporting Limit	S	Spike Recovery outside limits due to matrix
H	Holding times for preparation or analysis exceeded	Narr	See Case Narrative
N	Analyte not NELAC certified	NC	Not Confirmed
B	Analyte detected in the associated Method Blank	<	Less than Result value
>	Greater than Result value		

CLIENT: Peachtree Environmental
Work Order: 0903D55
Project: Woodall Creek

ANALYTICAL QC SUMMARY REPORT

TestCode: 8260_TCL4.2_S_MG/KG

Sample ID: **MB-111445**	SampType: **MBLK**	TestCode: **8260_TCL4.2**	Units: **mg/Kg**	Prep Date: **3/26/2009**	RunNo: **144902**
Client ID:	Batch ID: **111445**	TestNo: **SW8260B**		Analysis Date: **3/26/2009**	SeqNo: **2973116**

Analyte	Result	RPT Limit	SPK value	SPK Ref Val	%REC	LowLimit	HighLimit	RPD Ref Val	%RPD	RPDLimit	Qual
1,1,1-Trichloroethane	BRL	0.0050									
1,1,2,2-Tetrachloroethane	BRL	0.0050									
1,1,2-Trichloroethane	BRL	0.0050									
1,1-Dichloroethane	BRL	0.0050									
1,1-Dichloroethene	BRL	0.0050									
1,2,4-Trichlorobenzene	BRL	0.0050									
1,2-Dibromo-3-chloropropane	BRL	0.0050									
1,2-Dibromoethane	BRL	0.0050									
1,2-Dichlorobenzene	BRL	0.0050									
1,2-Dichloroethane	BRL	0.0050									
1,2-Dichloropropane	BRL	0.0050									
1,3-Dichlorobenzene	BRL	0.0050									
1,4-Dichlorobenzene	BRL	0.0050									
2-Butanone	BRL	0.050									
2-Hexanone	BRL	0.010									
4-Methyl-2-pentanone	BRL	0.010									
Acetone	BRL	0.10									
Benzene	BRL	0.0050									
Bromodichloromethane	BRL	0.0050									
Bromoform	BRL	0.0050									
Bromomethane	BRL	0.0050									
Carbon disulfide	BRL	0.010									
Carbon tetrachloride	BRL	0.0050									
Chlorobenzene	BRL	0.0050									
Chloroethane	BRL	0.010									
Chloroform	BRL	0.0050									
Chloromethane	BRL	0.010									
cis-1,2-Dichloroethene	BRL	0.0050									

Qualifiers:

<	Less than Result value	>	Greater than Result value	B	Analyte detected in the associated Method Blank
BRL	Below Reporting Limit	E	Estimated value above quantitation range	H	Holding times for preparation or analysis exceeded
J	Estimated value detected below Reporting Limit	N	Analyte not NELAC certified	R	RPD outside limits due to matrix
Rpt Lim	Reporting Limit	S	Spike Recovery outside limits due to matrix		

CLIENT: Peachtree Environmental
Work Order: 0903D55
Project: Woodall Creek

ANALYTICAL QC SUMMARY REPORT

TestCode: 8260_TCL4.2_S_MG/KG

Sample ID: **MB-111445**	SampType: **MBLK**	TestCode: **8260_TCL4.2**	Units: **mg/Kg**	Prep Date: **3/26/2009**	RunNo: **144902**
Client ID:	Batch ID: **111445**	TestNo: **SW8260B**		Analysis Date: **3/26/2009**	SeqNo: **2973116**

Analyte	Result	RPT Limit	SPK value	SPK Ref Val	%REC	LowLimit	HighLimit	RPD Ref Val	%RPD	RPDLimit	Qual
cis-1,3-Dichloropropene	BRL	0.0050									
Cyclohexane	BRL	0.0050									
Dibromochloromethane	BRL	0.0050									
Dichlorodifluoromethane	BRL	0.010									
Ethylbenzene	BRL	0.0050									
Freon-113	BRL	0.010									
Isopropylbenzene	BRL	0.0050									
m,p-Xylene	BRL	0.010									
Methyl acetate	BRL	0.0050									
Methyl tert-butyl ether	BRL	0.0050									
Methylcyclohexane	BRL	0.0050									
Methylene chloride	BRL	0.0050									
o-Xylene	BRL	0.0050									
Styrene	BRL	0.0050									
Tetrachloroethene	BRL	0.0050									
Toluene	BRL	0.0050									
trans-1,2-Dichloroethene	BRL	0.0050									
trans-1,3-Dichloropropene	BRL	0.0050									
Trichloroethene	BRL	0.0050									
Trichlorofluoromethane	BRL	0.0050									
Vinyl chloride	BRL	0.010									
Surr: 4-Bromofluorobenzene	0.05471	0	0.05	0	109	53.1	130	0	0		
Surr: Dibromofluoromethane	0.05321	0	0.05	0	106	61.4	159	0	0		
Surr: Toluene-d8	0.05276	0	0.05	0	106	69.9	123	0	0		

Sample ID: **LCS-111445**	SampType: **LCS**	TestCode: **8260_TCL4.2**	Units: **mg/Kg**	Prep Date: **3/26/2009**	RunNo: **144902**
Client ID:	Batch ID: **111445**	TestNo: **SW8260B**		Analysis Date: **3/26/2009**	SeqNo: **2973119**

Analyte	Result	RPT Limit	SPK value	SPK Ref Val	%REC	LowLimit	HighLimit	RPD Ref Val	%RPD	RPDLimit	Qual

Qualifiers:

<	Less than Result value	>	Greater than Result value	B	Analyte detected in the associated Method Blank
BRL	Below Reporting Limit	E	Estimated value above quantitation range	H	Holding times for preparation or analysis exceeded
J	Estimated value detected below Reporting Limit	N	Analyte not NELAC certified	R	RPD outside limits due to matrix
Rpt Lim	Reporting Limit	S	Spike Recovery outside limits due to matrix		

CLIENT: Peachtree Environmental
Work Order: 0903D55
Project: Woodall Creek

ANALYTICAL QC SUMMARY REPORT

TestCode: 8260_TCL4.2_S_MG/KG

Sample ID: LCS-111445	SampType: LCS	TestCode: 8260_TCL4.2	Units: mg/Kg	Prep Date: 3/26/2009	RunNo: 144902
Client ID:	Batch ID: 111445	TestNo: SW8260B		Analysis Date: 3/26/2009	SeqNo: 2973119

Analyte	Result	RPT Limit	SPK value	SPK Ref Val	%REC	LowLimit	HighLimit	RPD Ref Val	%RPD	RPDLimit	Qual
1,1-Dichloroethene	0.04937	0.0050	0.05	0	98.7	69.5	159	0	0		
Benzene	0.05285	0.0050	0.05	0	106	61.5	132	0	0		
Chlorobenzene	0.05473	0.0050	0.05	0	109	60.3	127	0	0		
Toluene	0.05483	0.0050	0.05	0	110	61.4	135	0	0		
Trichloroethene	0.05415	0.0050	0.05	0	108	63.4	137	0	0		
Surr: 4-Bromofluorobenzene	0.05492	0	0.05	0	110	53.1	130	0	0		
Surr: Dibromofluoromethane	0.05219	0	0.05	0	104	61.4	159	0	0		
Surr: Toluene-d8	0.05325	0	0.05	0	106	69.9	123	0	0		

Sample ID: 0903D75-006AMS	SampType: MS	TestCode: 8260_TCL4.2	Units: mg/Kg-dry	Prep Date: 3/26/2009	RunNo: 144902
Client ID:	Batch ID: 111445	TestNo: SW8260B		Analysis Date: 3/26/2009	SeqNo: 2973122

Analyte	Result	RPT Limit	SPK value	SPK Ref Val	%REC	LowLimit	HighLimit	RPD Ref Val	%RPD	RPDLimit	Qual
1,1-Dichloroethene	0.06219	0.0059	0.05882	0	106	63.6	173	0	0		
Benzene	0.06937	0.0059	0.05882	0	118	73.4	133	0	0		
Chlorobenzene	0.06913	0.0059	0.05882	0	118	67.1	133	0	0		
Toluene	0.0687	0.0059	0.05882	0	117	71.4	135	0	0		
Trichloroethene	0.06913	0.0059	0.05882	0	118	75.4	138	0	0		
Surr: 4-Bromofluorobenzene	0.0616	0	0.05882	0	105	53.1	130	0	0		
Surr: Dibromofluoromethane	0.06373	0	0.05882	0	108	61.4	159	0	0		
Surr: Toluene-d8	0.06369	0	0.05882	0	108	69.9	123	0	0		

Sample ID: 0903D75-006AMSD	SampType: MSD	TestCode: 8260_TCL4.2	Units: mg/Kg-dry	Prep Date: 3/26/2009	RunNo: 144902
Client ID:	Batch ID: 111445	TestNo: SW8260B		Analysis Date: 3/26/2009	SeqNo: 2973124

Analyte	Result	RPT Limit	SPK value	SPK Ref Val	%REC	LowLimit	HighLimit	RPD Ref Val	%RPD	RPDLimit	Qual
1,1-Dichloroethene	0.05886	0.0059	0.05882	0	100	63.6	173	0.06219	5.50	20.9	
Benzene	0.0644	0.0059	0.05882	0	109	73.4	133	0.06937	7.44	17.3	
Chlorobenzene	0.06657	0.0059	0.05882	0	113	67.1	133	0.06913	3.76	17.7	

Qualifiers:

<	Less than Result value	>	Greater than Result value	B	Analyte detected in the associated Method Blank
BRL	Below Reporting Limit	E	Estimated value above quantitation range	H	Holding times for preparation or analysis exceeded
J	Estimated value detected below Reporting Limit	N	Analyte not NELAC certified	R	RPD outside limits due to matrix
Rpt Lim	Reporting Limit	S	Spike Recovery outside limits due to matrix		

CLIENT: Peachtree Environmental
Work Order: 0903D55
Project: Woodall Creek

ANALYTICAL QC SUMMARY REPORT

TestCode: 8260_TCL4.2_S_MG/KG

Sample ID: **0903D75-006AMSD**	SampType: **MSD**	TestCode: **8260_TCL4.2**	Units: **mg/Kg-dry**	Prep Date: **3/26/2009**	RunNo: **144902**
Client ID:	Batch ID: **111445**	TestNo: **SW8260B**		Analysis Date: **3/26/2009**	SeqNo: **2973124**

Analyte	Result	RPT Limit	SPK value	SPK Ref Val	%REC	LowLimit	HighLimit	RPD Ref Val	%RPD	RPDLimit	Qual
Toluene	0.06454	0.0059	0.05882	0	110	71.4	135	0.0687	6.25	17.4	
Trichloroethene	0.06263	0.0059	0.05882	0	106	75.4	138	0.06913	9.86	17	
Surr: 4-Bromofluorobenzene	0.06437	0	0.05882	0	109	53.1	130	0.0616	0	0	
Surr: Dibromofluoromethane	0.06228	0	0.05882	0	106	61.4	159	0.06373	0	0	
Surr: Toluene-d8	0.06276	0	0.05882	0	107	69.9	123	0.06369	0	0	

Qualifiers:							
	<	Less than Result value	>	Greater than Result value	B	Analyte detected in the associated Method Blank
	BRL	Below Reporting Limit	E	Estimated value above quantitation range	H	Holding times for preparation or analysis exceeded
	J	Estimated value detected below Reporting Limit	N	Analyte not NELAC certified	R	RPD outside limits due to matrix
	Rpt Lim	Reporting Limit	S	Spike Recovery outside limits due to matrix		

CLIENT: Peachtree Environmental
Work Order: 0903D55
Project: Woodall Creek

ANALYTICAL QC SUMMARY REPORT

TestCode: 8260_TCL4.2_W

Sample ID: MB-111430	SampType: MBLK	TestCode: 8260_TCL4.2	Units: ug/L	Prep Date: 3/25/2009	RunNo: 144871
Client ID:	Batch ID: 111430	TestNo: SW8260B		Analysis Date: 3/25/2009	SeqNo: 2973084

Analyte	Result	RPT Limit	SPK value	SPK Ref Val	%REC	LowLimit	HighLimit	RPD Ref Val	%RPD	RPDLimit	Qual
1,1,1-Trichloroethane	BRL	5.0									
1,1,2,2-Tetrachloroethane	BRL	5.0									
1,1,2-Trichloroethane	BRL	5.0									
1,1-Dichloroethane	BRL	5.0									
1,1-Dichloroethene	BRL	5.0									
1,2,4-Trichlorobenzene	BRL	5.0									
1,2-Dibromo-3-chloropropane	BRL	5.0									
1,2-Dibromoethane	BRL	5.0									
1,2-Dichlorobenzene	BRL	5.0									
1,2-Dichloroethane	BRL	5.0									
1,2-Dichloropropane	BRL	5.0									
1,3-Dichlorobenzene	BRL	5.0									
1,4-Dichlorobenzene	BRL	5.0									
2-Butanone	BRL	50									
2-Hexanone	BRL	10									
4-Methyl-2-pentanone	BRL	10									
Acetone	BRL	50									
Benzene	BRL	5.0									
Bromodichloromethane	BRL	5.0									
Bromoform	BRL	5.0									
Bromomethane	BRL	5.0									
Carbon disulfide	BRL	5.0									
Carbon tetrachloride	BRL	5.0									
Chlorobenzene	BRL	5.0									
Chloroethane	BRL	10									
Chloroform	BRL	5.0									
Chloromethane	BRL	10									
cis-1,2-Dichloroethene	BRL	5.0									
cis-1,3-Dichloropropene	BRL	5.0									

Qualifiers:

<	Less than Result value	>	Greater than Result value	B	Analyte detected in the associated Method Blank
BRL	Below Reporting Limit	E	Estimated value above quantitation range	H	Holding times for preparation or analysis exceeded
J	Estimated value detected below Reporting Limit	N	Analyte not NELAC certified	R	RPD outside limits due to matrix
Rpt Lim	Reporting Limit	S	Spike Recovery outside limits due to matrix		

CLIENT: Peachtree Environmental
Work Order: 0903D55
Project: Woodall Creek

ANALYTICAL QC SUMMARY REPORT

TestCode: 8260_TCL4.2_W

Sample ID: MB-111430	SampType: MBLK	TestCode: 8260_TCL4.2	Units: ug/L	Prep Date: 3/25/2009	RunNo: 144871
Client ID:	Batch ID: 111430	TestNo: SW8260B		Analysis Date: 3/25/2009	SeqNo: 2973084

Analyte	Result	RPT Limit	SPK value	SPK Ref Val	%REC	LowLimit	HighLimit	RPD Ref Val	%RPD	RPDLimit	Qual
Cyclohexane	BRL	5.0									
Dibromochloromethane	BRL	5.0									
Dichlorodifluoromethane	BRL	10									
Ethylbenzene	BRL	5.0									
Freon-113	BRL	10									
Isopropylbenzene	BRL	5.0									
m,p-Xylene	BRL	10									
Methyl acetate	BRL	5.0									
Methyl tert-butyl ether	BRL	5.0									
Methylcyclohexane	BRL	5.0									
Methylene chloride	BRL	5.0									
o-Xylene	BRL	5.0									
Styrene	BRL	5.0									
Tetrachloroethene	BRL	5.0									
Toluene	BRL	5.0									
trans-1,2-Dichloroethene	BRL	5.0									
trans-1,3-Dichloropropene	BRL	5.0									
Trichloroethene	BRL	5.0									
Trichlorofluoromethane	BRL	5.0									
Vinyl chloride	BRL	2.0									
Surr: 4-Bromofluorobenzene	47.3	0	50	0	94.6	61.3	128	0	0		
Surr: Dibromofluoromethane	51.04	0	50	0	102	67.8	130	0	0		
Surr: Toluene-d8	49.22	0	50	0	98.4	70.6	121	0	0		

Sample ID: LCS-111430	SampType: LCS	TestCode: 8260_TCL4.2	Units: ug/L	Prep Date: 3/25/2009	RunNo: 144871
Client ID:	Batch ID: 111430	TestNo: SW8260B		Analysis Date: 3/25/2009	SeqNo: 2973045

Analyte	Result	RPT Limit	SPK value	SPK Ref Val	%REC	LowLimit	HighLimit	RPD Ref Val	%RPD	RPDLimit	Qual
1,1-Dichloroethene	56.09	5.0	50	0	112	64.2	156	0	0		

Qualifiers:

<	Less than Result value	>	Greater than Result value	B	Analyte detected in the associated Method Blank
BRL	Below Reporting Limit	E	Estimated value above quantitation range	H	Holding times for preparation or analysis exceeded
J	Estimated value detected below Reporting Limit	N	Analyte not NELAC certified	R	RPD outside limits due to matrix
Rpt Lim	Reporting Limit	S	Spike Recovery outside limits due to matrix		

CLIENT: Peachtree Environmental
Work Order: 0903D55
Project: Woodall Creek

ANALYTICAL QC SUMMARY REPORT

TestCode: 8260_TCL4.2_W

Sample ID: LCS-111430	SampType: LCS	TestCode: 8260_TCL4.2	Units: ug/L	Prep Date: 3/25/2009	RunNo: 144871
Client ID:	Batch ID: 111430	TestNo: SW8260B		Analysis Date: 3/25/2009	SeqNo: 2973045

Analyte	Result	RPT Limit	SPK value	SPK Ref Val	%REC	LowLimit	HighLimit	RPD Ref Val	%RPD	RPDLimit	Qual
Benzene	52.22	5.0	50	0	104	77.6	130	0	0		
Chlorobenzene	48.58	5.0	50	0	97.2	74.3	125	0	0		
Toluene	46.81	5.0	50	0	93.6	76.8	132	0	0		
Trichloroethene	51.48	5.0	50	0	103	77.7	134	0	0		
Surr: 4-Bromofluorobenzene	46.88	0	50	0	93.8	61.3	128	0	0		
Surr: Dibromofluoromethane	49.62	0	50	0	99.2	67.8	130	0	0		
Surr: Toluene-d8	48.45	0	50	0	96.9	70.6	121	0	0		

Sample ID: 0903C45-009AMS	SampType: MS	TestCode: 8260_TCL4.2	Units: ug/L	Prep Date: 3/25/2009	RunNo: 144871
Client ID:	Batch ID: 111430	TestNo: SW8260B		Analysis Date: 3/25/2009	SeqNo: 2972430

Analyte	Result	RPT Limit	SPK value	SPK Ref Val	%REC	LowLimit	HighLimit	RPD Ref Val	%RPD	RPDLimit	Qual
1,1-Dichloroethene	55.75	5.0	50	0	112	46.8	169	0	0		
Benzene	51.23	5.0	50	0	102	74.4	134	0	0		
Chlorobenzene	48.61	5.0	50	3.82	89.6	73.2	127	0	0		
Toluene	46	5.0	50	0	92	73.7	138	0	0		
Trichloroethene	50.07	5.0	50	0	100	66.9	142	0	0		
Surr: 4-Bromofluorobenzene	47.43	0	50	0	94.9	61.3	128	0	0		
Surr: Dibromofluoromethane	49.51	0	50	0	99	67.8	130	0	0		
Surr: Toluene-d8	48.27	0	50	0	96.5	70.6	121	0	0		

Sample ID: 0903C45-009AMSD	SampType: MSD	TestCode: 8260_TCL4.2	Units: ug/L	Prep Date: 3/25/2009	RunNo: 144871
Client ID:	Batch ID: 111430	TestNo: SW8260B		Analysis Date: 3/25/2009	SeqNo: 2972431

Analyte	Result	RPT Limit	SPK value	SPK Ref Val	%REC	LowLimit	HighLimit	RPD Ref Val	%RPD	RPDLimit	Qual
1,1-Dichloroethene	54.61	5.0	50	0	109	46.8	169	55.75	2.07	20	
Benzene	50.69	5.0	50	0	101	74.4	134	51.23	1.06	20	
Chlorobenzene	48.76	5.0	50	3.82	89.9	73.2	127	48.61	0.308	20	
Toluene	45.32	5.0	50	0	90.6	73.7	138	46	1.49	20	

Qualifiers:

<	Less than Result value	>	Greater than Result value	B	Analyte detected in the associated Method Blank
BRL	Below Reporting Limit	E	Estimated value above quantitation range	H	Holding times for preparation or analysis exceeded
J	Estimated value detected below Reporting Limit	N	Analyte not NELAC certified	R	RPD outside limits due to matrix
Rpt Lim	Reporting Limit	S	Spike Recovery outside limits due to matrix		

CLIENT: Peachtree Environmental
Work Order: 0903D55
Project: Woodall Creek

ANALYTICAL QC SUMMARY REPORT

TestCode: 8260_TCL4.2_W

Sample ID: **0903C45-009AMSD**	SampType: **MSD**	TestCode: **8260_TCL4.2**	Units: **ug/L**	Prep Date: **3/25/2009**	RunNo: **144871**
Client ID:	Batch ID: **111430**	TestNo: **SW8260B**		Analysis Date: **3/25/2009**	SeqNo: **2972431**

Analyte	Result	RPT Limit	SPK value	SPK Ref Val	%REC	LowLimit	HighLimit	RPD Ref Val	%RPD	RPDLimit	Qual
Trichloroethene	48.83	5.0	50	0	97.7	66.9	142	50.07	2.51	20	
Surr: 4-Bromofluorobenzene	47.13	0	50	0	94.3	61.3	128	47.43	0	0	
Surr: Dibromofluoromethane	49.64	0	50	0	99.3	67.8	130	49.51	0	0	
Surr: Toluene-d8	47.84	0	50	0	95.7	70.6	121	48.27	0	0	

Qualifiers:

<	Less than Result value	>	Greater than Result value	B	Analyte detected in the associated Method Blank
BRL	Below Reporting Limit	E	Estimated value above quantitation range	H	Holding times for preparation or analysis exceeded
J	Estimated value detected below Reporting Limit	N	Analyte not NELAC certified	R	RPD outside limits due to matrix
Rpt Lim	Reporting Limit	S	Spike Recovery outside limits due to matrix		

AES

ANALYTICAL ENVIRONMENTAL SERVICES, INC.

August 04, 2009

Art Picken
Peachtree Environmental
5384 Chaversham Lane
Norcross GA 30092216´

TEL: (770) 449-6100
FAX: (770) 449-6119

RE: Woodall Creek

Dear Art Picken: Order No: 0907L52

Analytical Environmental Services, Inc. received 3 samples on July 30, 2009 4:35 pm for the analyses presented in following report.

No problems were encountered during the analyses. Additionally, all results for the associated Quality Control samples were within EPA and/or AES established limits. Any discrepancies associated with the analyses contained herein will be noted and submitted in the form of a project Case Narrative.
AES' certifications are as follows:
-NELAC/Florida Certification number E87582 for analysis of Environmental Water, soil/hazardous waste, and Drinking Water Microbiology, effective 07/01/09-06/30/10.
-AIHA Certification ID #100671 for Industrial Hygiene samples (Organics, Inorganics), Environmental Lead (Paint, Soil, Dust Wipes, Air), and Environmental Microbiology (Fungal) effective until 09/01/09.

These results relate only to the items tested. This report may only be reproduced in full.

If you have any questions regarding these test results, please feel free to call.

Blair Stout
Project Manager

ANALYTICAL ENVIRONMENTAL SERVICES, INC
3785 Presidential Parkway, Atlanta GA 30340-3704
AES TEL.: (770) 457-8177 / TOLL-FREE (800) 972-4889 / FAX: (770) 457-8188

CHAIN OF CUSTODY

Work Order: 0907152

Date: _____ Page _____ of _____

COMPANY	ADDRESS
Peachtree Environmental, Inc.	5384 Chaversham Ln. Norcross, GA 30092
PHONE: 770-449-6100	FAX:
SAMPLED BY: Virginia M. Holland & Michael H. Wilson	SIGNATURE: Virginia M. Holland

#	SAMPLE ID	SAMPLED DATE	SAMPLED TIME	Grab	Composite	Matrix (See codes)	VOC's (8260)	PRESERVATION (See codes) S/MEI	REMARKS	No # of Containers
1	WC-0709-SB-11-2	7/30/09	9:30 AM	X					HOLD	4
2	WC-0709-SB-11-5	7/30/09	9:35 AM					X		4
3	WC-0709-SB-11-10	7/30/09	9:40 AM						HOLD	4
4	WC-0709-SB-12-2	7/29/09	4:30 PM						HOLD	4
5	WC-0709-SB-12-5		4:35 PM						HOLD	4
6	WC-0709-SB-12-10		4:40 PM					X		4
7	WC-0709-SB-13-2		11:50 AM						HOLD	4
8	WC-0709-SB-13-5		11:55 AM					X		4
9	WC-0709-SB-13-10		12:00 PM						HOLD	4
10	Temp Blank									1
11										
12										
13										
14										

Visit our website www.aesatlanta.com to check on the status of your results, place bottle orders, etc.

RELINQUISHED BY	DATE/TIME	RECEIVED BY	DATE/TIME
1: Virginia M. Holland	7-30-09 4:35pm	1:	7-30-09
2:		2:	16:35
3:		3:	

PROJECT INFORMATION

PROJECT NAME: Woodall Creek
PROJECT #: 2665
SITE ADDRESS: Ellsworth Industrial, Atlanta, GA
SEND REPORT TO: A. Picheu, C. MacPherson, W. Lucas
INVOICE TO (IF DIFFERENT FROM ABOVE)
QUOTE #: _____ PO#: _____

RECEIPT

Total # of Containers: 37

Turnaround Time Request
- ⊗ Standard 5 Business Days
- ○ 2 Business Day Rush
- ○ Next Business Day Rush
- ○ Same Day Rush **(auth req.)**
- ○ Other _____

STATE PROGRAM (if any): _____
E-mail? (Y) / N; Fax? Y / N
DATA PACKAGE: (I) II III IV

SPECIAL INSTRUCTIONS/COMMENTS:

SHIPMENT METHOD
OUT / / VIA:
IN / / VIA:
(CLIENT) FedEx UPS MAIL COURIER
GREYHOUND OTHER_____

SAMPLES RECEIVED AFTER 3PM OR SATURDAY ARE CONSIDERED AS RECEIVED ON THE NEXT BUSINESS DAY; IF NO TAT IS MARKED ON COC AES WILL PROCEED AS STANDARD TAT.
SAMPLES ARE DISPOSED OF 30 DAYS AFTER COMPLETION OF REPORT UNLESS OTHER ARRANGEMENTS ARE MADE.

MATRIX CODES A = Air GW = Groundwater SE = Sediment SO = Soil SW = Surface Water W = Water (Blanks) DW = Drinking Water (Blanks) O = Other (specify)
PRESERVATIVE CODES H+I = Hydrochloric acid + ice I = Ice only N = Nitric acid S+I = Sulfuric acid + ice S/M+I = Sodium Bisulfate/Methanol + ice O = Other (specify) NA = None

White Copy - Original; Yellow Copy - Client

Analytical Environmental Services, Inc **Date:** 4-Aug-09

Client:	Peachtree Environmental	**Client Sample ID:**	WC-0709-SB-11-5
Project:	Woodall Creek	**Collection Date:**	7/30/2009 9:35:00 AM
Lab ID:	0907L52-002	**Matrix:**	Soil

Analyses	Result	Reporting Limit	Qual	Units	BatchID	Dilution Factor	Date Analyzed	Analyst
TCL VOLATILE ORGANICS SW8260B				**(SW5035)**				
1,1,1-Trichloroethane	BRL	0.0086		mg/Kg-dry	116437	1	08/02/2009 18:00	JE
1,1,2,2-Tetrachloroethane	BRL	0.0086		mg/Kg-dry	116437	1	08/02/2009 18:00	JE
1,1,2-Trichloroethane	BRL	0.0086		mg/Kg-dry	116437	1	08/02/2009 18:00	JE
1,1-Dichloroethane	BRL	0.0086		mg/Kg-dry	116437	1	08/02/2009 18:00	JE
1,1-Dichloroethene	BRL	0.0086		mg/Kg-dry	116437	1	08/02/2009 18:00	JE
1,2,4-Trichlorobenzene	BRL	0.0086		mg/Kg-dry	116437	1	08/02/2009 18:00	JE
1,2-Dibromo-3-chloropropane	BRL	0.0086		mg/Kg-dry	116437	1	08/02/2009 18:00	JE
1,2-Dibromoethane	BRL	0.0086		mg/Kg-dry	116437	1	08/02/2009 18:00	JE
1,2-Dichlorobenzene	BRL	0.0086		mg/Kg-dry	116437	1	08/02/2009 18:00	JE
1,2-Dichloroethane	BRL	0.0086		mg/Kg-dry	116437	1	08/02/2009 18:00	JE
1,2-Dichloropropane	BRL	0.0086		mg/Kg-dry	116437	1	08/02/2009 18:00	JE
1,3-Dichlorobenzene	BRL	0.0086		mg/Kg-dry	116437	1	08/02/2009 18:00	JE
1,4-Dichlorobenzene	BRL	0.0086		mg/Kg-dry	116437	1	08/02/2009 18:00	JE
2-Butanone	BRL	0.086		mg/Kg-dry	116437	1	08/02/2009 18:00	JE
2-Hexanone	BRL	0.017		mg/Kg-dry	116437	1	08/02/2009 18:00	JE
4-Methyl-2-pentanone	BRL	0.017		mg/Kg-dry	116437	1	08/02/2009 18:00	JE
Acetone	BRL	0.17		mg/Kg-dry	116437	1	08/02/2009 18:00	JE
Benzene	BRL	0.0086		mg/Kg-dry	116437	1	08/02/2009 18:00	JE
Bromodichloromethane	BRL	0.0086		mg/Kg-dry	116437	1	08/02/2009 18:00	JE
Bromoform	BRL	0.0086		mg/Kg-dry	116437	1	08/02/2009 18:00	JE
Bromomethane	BRL	0.0086		mg/Kg-dry	116437	1	08/02/2009 18:00	JE
Carbon disulfide	BRL	0.017		mg/Kg-dry	116437	1	08/02/2009 18:00	JE
Carbon tetrachloride	BRL	0.0086		mg/Kg-dry	116437	1	08/02/2009 18:00	JE
Chlorobenzene	BRL	0.0086		mg/Kg-dry	116437	1	08/02/2009 18:00	JE
Chloroethane	BRL	0.017		mg/Kg-dry	116437	1	08/02/2009 18:00	JE
Chloroform	BRL	0.0086		mg/Kg-dry	116437	1	08/02/2009 18:00	JE
Chloromethane	BRL	0.017		mg/Kg-dry	116437	1	08/02/2009 18:00	JE
cis-1,2-Dichloroethene	BRL	0.0086		mg/Kg-dry	116437	1	08/02/2009 18:00	JE
cis-1,3-Dichloropropene	BRL	0.0086		mg/Kg-dry	116437	1	08/02/2009 18:00	JE
Cyclohexane	BRL	0.0086		mg/Kg-dry	116437	1	08/02/2009 18:00	JE
Dibromochloromethane	BRL	0.0086		mg/Kg-dry	116437	1	08/02/2009 18:00	JE
Dichlorodifluoromethane	BRL	0.017		mg/Kg-dry	116437	1	08/02/2009 18:00	JE
Ethylbenzene	BRL	0.0086		mg/Kg-dry	116437	1	08/02/2009 18:00	JE
Freon-113	BRL	0.017		mg/Kg-dry	116437	1	08/02/2009 18:00	JE
Isopropylbenzene	BRL	0.0086		mg/Kg-dry	116437	1	08/02/2009 18:00	JE
m,p-Xylene	BRL	0.017		mg/Kg-dry	116437	1	08/02/2009 18:00	JE
Methyl acetate	BRL	0.0086		mg/Kg-dry	116437	1	08/02/2009 18:00	JE
Methyl tert-butyl ether	BRL	0.0086		mg/Kg-dry	116437	1	08/02/2009 18:00	JE
Methylcyclohexane	BRL	0.0086		mg/Kg-dry	116437	1	08/02/2009 18:00	JE
Methylene chloride	BRL	0.0086		mg/Kg-dry	116437	1	08/02/2009 18:00	JE
o-Xylene	BRL	0.0086		mg/Kg-dry	116437	1	08/02/2009 18:00	JE

Qualifiers:

- * Value exceeds maximum contaminant level
- BRL Below reporting limit
- H Holding times for preparation or analysis exceeded
- N Analyte not NELAC certified
- B Analyte detected in the associated method blank
- > Greater than Result value
- E Estimated (value above quantitation range)
- S Spike Recovery outside limits due to matrix
- Narr See case narrative
- NC Not confirmed
- < Less than Result value

Analytical Environmental Services, Inc **Date:** 4-Aug-09

Client:	Peachtree Environmental	**Client Sample ID:**	WC-0709-SB-11-5
Project:	Woodall Creek	**Collection Date:**	7/30/2009 9:35:00 AM
Lab ID:	0907L52-002	**Matrix:**	Soil

Analyses	Result	Reporting Limit	Qual	Units	BatchID	Dilution Factor	Date Analyzed	Analyst
TCL VOLATILE ORGANICS SW8260B				**(SW5035)**				
Styrene	BRL	0.0086		mg/Kg-dry	116437	1	08/02/2009 18:00	JE
Tetrachloroethene	BRL	0.0086		mg/Kg-dry	116437	1	08/02/2009 18:00	JE
Toluene	BRL	0.0086		mg/Kg-dry	116437	1	08/02/2009 18:00	JE
trans-1,2-Dichloroethene	BRL	0.0086		mg/Kg-dry	116437	1	08/02/2009 18:00	JE
trans-1,3-Dichloropropene	BRL	0.0086		mg/Kg-dry	116437	1	08/02/2009 18:00	JE
Trichloroethene	BRL	0.0086		mg/Kg-dry	116437	1	08/02/2009 18:00	JE
Trichlorofluoromethane	BRL	0.0086		mg/Kg-dry	116437	1	08/02/2009 18:00	JE
Vinyl chloride	BRL	0.017		mg/Kg-dry	116437	1	08/02/2009 18:00	JE
Surr: 4-Bromofluorobenzene	106	53.1-130		%REC	116437	1	08/02/2009 18:00	JE
Surr: Dibromofluoromethane	105	61.4-159		%REC	116437	1	08/02/2009 18:00	JE
Surr: Toluene-d8	98.3	69.9-123		%REC	116437	1	08/02/2009 18:00	JE
PERCENT MOISTURE D2216								
Percent Moisture	21.5	0		wt%	R153058	1	08/03/2009 16:00	MS

Qualifiers:

*	Value exceeds maximum contaminant level	E	Estimated (value above quantitation range)
BRL	Below reporting limit	S	Spike Recovery outside limits due to matrix
H	Holding times for preparation or analysis exceeded	Narr	See case narrative
N	Analyte not NELAC certified	NC	Not confirmed
B	Analyte detected in the associated method blank	<	Less than Result value
>	Greater than Result value		

Analytical Environmental Services, Inc **Date:** 4-Aug-09

Client:	Peachtree Environmental	**Client Sample ID:**	WC-0709-SB-12-10
Project:	Woodall Creek	**Collection Date:**	7/29/2009 4:40:00 PM
Lab ID:	0907L52-006	**Matrix:**	Soil

Analyses	Result	Reporting Limit	Qual	Units	BatchID	Dilution Factor	Date Analyzed	Analyst
TCL VOLATILE ORGANICS SW8260B				**(SW5035)**				
1,1,1-Trichloroethane	BRL	0.0070		mg/Kg-dry	116437	1	08/02/2009 18:25	JE
1,1,2,2-Tetrachloroethane	BRL	0.0070		mg/Kg-dry	116437	1	08/02/2009 18:25	JE
1,1,2-Trichloroethane	BRL	0.0070		mg/Kg-dry	116437	1	08/02/2009 18:25	JE
1,1-Dichloroethane	BRL	0.0070		mg/Kg-dry	116437	1	08/02/2009 18:25	JE
1,1-Dichloroethene	BRL	0.0070		mg/Kg-dry	116437	1	08/02/2009 18:25	JE
1,2,4-Trichlorobenzene	BRL	0.0070		mg/Kg-dry	116437	1	08/02/2009 18:25	JE
1,2-Dibromo-3-chloropropane	BRL	0.0070		mg/Kg-dry	116437	1	08/02/2009 18:25	JE
1,2-Dibromoethane	BRL	0.0070		mg/Kg-dry	116437	1	08/02/2009 18:25	JE
1,2-Dichlorobenzene	BRL	0.0070		mg/Kg-dry	116437	1	08/02/2009 18:25	JE
1,2-Dichloroethane	BRL	0.0070		mg/Kg-dry	116437	1	08/02/2009 18:25	JE
1,2-Dichloropropane	BRL	0.0070		mg/Kg-dry	116437	1	08/02/2009 18:25	JE
1,3-Dichlorobenzene	BRL	0.0070		mg/Kg-dry	116437	1	08/02/2009 18:25	JE
1,4-Dichlorobenzene	BRL	0.0070		mg/Kg-dry	116437	1	08/02/2009 18:25	JE
2-Butanone	BRL	0.070		mg/Kg-dry	116437	1	08/02/2009 18:25	JE
2-Hexanone	BRL	0.014		mg/Kg-dry	116437	1	08/02/2009 18:25	JE
4-Methyl-2-pentanone	BRL	0.014		mg/Kg-dry	116437	1	08/02/2009 18:25	JE
Acetone	BRL	0.14		mg/Kg-dry	116437	1	08/02/2009 18:25	JE
Benzene	BRL	0.0070		mg/Kg-dry	116437	1	08/02/2009 18:25	JE
Bromodichloromethane	BRL	0.0070		mg/Kg-dry	116437	1	08/02/2009 18:25	JE
Bromoform	BRL	0.0070		mg/Kg-dry	116437	1	08/02/2009 18:25	JE
Bromomethane	BRL	0.0070		mg/Kg-dry	116437	1	08/02/2009 18:25	JE
Carbon disulfide	BRL	0.014		mg/Kg-dry	116437	1	08/02/2009 18:25	JE
Carbon tetrachloride	BRL	0.0070		mg/Kg-dry	116437	1	08/02/2009 18:25	JE
Chlorobenzene	BRL	0.0070		mg/Kg-dry	116437	1	08/02/2009 18:25	JE
Chloroethane	BRL	0.014		mg/Kg-dry	116437	1	08/02/2009 18:25	JE
Chloroform	BRL	0.0070		mg/Kg-dry	116437	1	08/02/2009 18:25	JE
Chloromethane	BRL	0.014		mg/Kg-dry	116437	1	08/02/2009 18:25	JE
cis-1,2-Dichloroethene	BRL	0.0070		mg/Kg-dry	116437	1	08/02/2009 18:25	JE
cis-1,3-Dichloropropene	BRL	0.0070		mg/Kg-dry	116437	1	08/02/2009 18:25	JE
Cyclohexane	BRL	0.0070		mg/Kg-dry	116437	1	08/02/2009 18:25	JE
Dibromochloromethane	BRL	0.0070		mg/Kg-dry	116437	1	08/02/2009 18:25	JE
Dichlorodifluoromethane	BRL	0.014		mg/Kg-dry	116437	1	08/02/2009 18:25	JE
Ethylbenzene	BRL	0.0070		mg/Kg-dry	116437	1	08/02/2009 18:25	JE
Freon-113	BRL	0.014		mg/Kg-dry	116437	1	08/02/2009 18:25	JE
Isopropylbenzene	BRL	0.0070		mg/Kg-dry	116437	1	08/02/2009 18:25	JE
m,p-Xylene	BRL	0.014		mg/Kg-dry	116437	1	08/02/2009 18:25	JE
Methyl acetate	BRL	0.0070		mg/Kg-dry	116437	1	08/02/2009 18:25	JE
Methyl tert-butyl ether	BRL	0.0070		mg/Kg-dry	116437	1	08/02/2009 18:25	JE
Methylcyclohexane	BRL	0.0070		mg/Kg-dry	116437	1	08/02/2009 18:25	JE
Methylene chloride	BRL	0.0070		mg/Kg-dry	116437	1	08/02/2009 18:25	JE
o-Xylene	BRL	0.0070		mg/Kg-dry	116437	1	08/02/2009 18:25	JE

Qualifiers:

- * Value exceeds maximum contaminant level
- BRL Below reporting limit
- H Holding times for preparation or analysis exceeded
- N Analyte not NELAC certified
- B Analyte detected in the associated method blank
- > Greater than Result value
- E Estimated (value above quantitation range)
- S Spike Recovery outside limits due to matrix
- Narr See case narrative
- NC Not confirmed
- < Less than Result value

Analytical Environmental Services, Inc **Date:** 4-Aug-09

Client:	Peachtree Environmental	**Client Sample ID:**	WC-0709-SB-12-10
Project:	Woodall Creek	**Collection Date:**	7/29/2009 4:40:00 PM
Lab ID:	0907L52-006	**Matrix:**	Soil

Analyses	Result	Reporting Limit	Qual	Units	BatchID	Dilution Factor	Date Analyzed	Analyst
TCL VOLATILE ORGANICS SW8260B				**(SW5035)**				
Styrene	BRL	0.0070		mg/Kg-dry	116437	1	08/02/2009 18:25	JE
Tetrachloroethene	BRL	0.0070		mg/Kg-dry	116437	1	08/02/2009 18:25	JE
Toluene	BRL	0.0070		mg/Kg-dry	116437	1	08/02/2009 18:25	JE
trans-1,2-Dichloroethene	BRL	0.0070		mg/Kg-dry	116437	1	08/02/2009 18:25	JE
trans-1,3-Dichloropropene	BRL	0.0070		mg/Kg-dry	116437	1	08/02/2009 18:25	JE
Trichloroethene	BRL	0.0070		mg/Kg-dry	116437	1	08/02/2009 18:25	JE
Trichlorofluoromethane	BRL	0.0070		mg/Kg-dry	116437	1	08/02/2009 18:25	JE
Vinyl chloride	BRL	0.014		mg/Kg-dry	116437	1	08/02/2009 18:25	JE
Surr: 4-Bromofluorobenzene	101	53.1-130		%REC	116437	1	08/02/2009 18:25	JE
Surr: Dibromofluoromethane	102	61.4-159		%REC	116437	1	08/02/2009 18:25	JE
Surr: Toluene-d8	97.5	69.9-123		%REC	116437	1	08/02/2009 18:25	JE
PERCENT MOISTURE D2216								
Percent Moisture	19.6	0		wt%	R153058	1	08/03/2009 16:00	MS

Qualifiers:

*	Value exceeds maximum contaminant level	E	Estimated (value above quantitation range)
BRL	Below reporting limit	S	Spike Recovery outside limits due to matrix
H	Holding times for preparation or analysis exceeded	Narr	See case narrative
N	Analyte not NELAC certified	NC	Not confirmed
B	Analyte detected in the associated method blank	<	Less than Result value
>	Greater than Result value		

Analytical Environmental Services, Inc **Date:** 4-Aug-09

Client:	Peachtree Environmental	**Client Sample ID:**	WC-0709-SB-13-5
Project:	Woodall Creek	**Collection Date:**	7/29/2009 11:55:00 AM
Lab ID:	0907L52-008	**Matrix:**	Soil

Analyses	Result	Reporting Limit	Qual	Units	BatchID	Dilution Factor	Date Analyzed	Analyst
TCL VOLATILE ORGANICS SW8260B				**(SW5035)**				
1,1,1-Trichloroethane	BRL	0.0068		mg/Kg-dry	116437	1	08/02/2009 18:51	JE
1,1,2,2-Tetrachloroethane	BRL	0.0068		mg/Kg-dry	116437	1	08/02/2009 18:51	JE
1,1,2-Trichloroethane	BRL	0.0068		mg/Kg-dry	116437	1	08/02/2009 18:51	JE
1,1-Dichloroethane	BRL	0.0068		mg/Kg-dry	116437	1	08/02/2009 18:51	JE
1,1-Dichloroethene	BRL	0.0068		mg/Kg-dry	116437	1	08/02/2009 18:51	JE
1,2,4-Trichlorobenzene	BRL	0.0068		mg/Kg-dry	116437	1	08/02/2009 18:51	JE
1,2-Dibromo-3-chloropropane	BRL	0.0068		mg/Kg-dry	116437	1	08/02/2009 18:51	JE
1,2-Dibromoethane	BRL	0.0068		mg/Kg-dry	116437	1	08/02/2009 18:51	JE
1,2-Dichlorobenzene	BRL	0.0068		mg/Kg-dry	116437	1	08/02/2009 18:51	JE
1,2-Dichloroethane	BRL	0.0068		mg/Kg-dry	116437	1	08/02/2009 18:51	JE
1,2-Dichloropropane	BRL	0.0068		mg/Kg-dry	116437	1	08/02/2009 18:51	JE
1,3-Dichlorobenzene	BRL	0.0068		mg/Kg-dry	116437	1	08/02/2009 18:51	JE
1,4-Dichlorobenzene	BRL	0.0068		mg/Kg-dry	116437	1	08/02/2009 18:51	JE
2-Butanone	BRL	0.068		mg/Kg-dry	116437	1	08/02/2009 18:51	JE
2-Hexanone	BRL	0.014		mg/Kg-dry	116437	1	08/02/2009 18:51	JE
4-Methyl-2-pentanone	BRL	0.014		mg/Kg-dry	116437	1	08/02/2009 18:51	JE
Acetone	BRL	0.14		mg/Kg-dry	116437	1	08/02/2009 18:51	JE
Benzene	BRL	0.0068		mg/Kg-dry	116437	1	08/02/2009 18:51	JE
Bromodichloromethane	BRL	0.0068		mg/Kg-dry	116437	1	08/02/2009 18:51	JE
Bromoform	BRL	0.0068		mg/Kg-dry	116437	1	08/02/2009 18:51	JE
Bromomethane	BRL	0.0068		mg/Kg-dry	116437	1	08/02/2009 18:51	JE
Carbon disulfide	BRL	0.014		mg/Kg-dry	116437	1	08/02/2009 18:51	JE
Carbon tetrachloride	BRL	0.0068		mg/Kg-dry	116437	1	08/02/2009 18:51	JE
Chlorobenzene	BRL	0.0068		mg/Kg-dry	116437	1	08/02/2009 18:51	JE
Chloroethane	BRL	0.014		mg/Kg-dry	116437	1	08/02/2009 18:51	JE
Chloroform	BRL	0.0068		mg/Kg-dry	116437	1	08/02/2009 18:51	JE
Chloromethane	BRL	0.014		mg/Kg-dry	116437	1	08/02/2009 18:51	JE
cis-1,2-Dichloroethene	BRL	0.0068		mg/Kg-dry	116437	1	08/02/2009 18:51	JE
cis-1,3-Dichloropropene	BRL	0.0068		mg/Kg-dry	116437	1	08/02/2009 18:51	JE
Cyclohexane	BRL	0.0068		mg/Kg-dry	116437	1	08/02/2009 18:51	JE
Dibromochloromethane	BRL	0.0068		mg/Kg-dry	116437	1	08/02/2009 18:51	JE
Dichlorodifluoromethane	BRL	0.014		mg/Kg-dry	116437	1	08/02/2009 18:51	JE
Ethylbenzene	BRL	0.0068		mg/Kg-dry	116437	1	08/02/2009 18:51	JE
Freon-113	BRL	0.014		mg/Kg-dry	116437	1	08/02/2009 18:51	JE
Isopropylbenzene	BRL	0.0068		mg/Kg-dry	116437	1	08/02/2009 18:51	JE
m,p-Xylene	BRL	0.014		mg/Kg-dry	116437	1	08/02/2009 18:51	JE
Methyl acetate	BRL	0.0068		mg/Kg-dry	116437	1	08/02/2009 18:51	JE
Methyl tert-butyl ether	BRL	0.0068		mg/Kg-dry	116437	1	08/02/2009 18:51	JE
Methylcyclohexane	BRL	0.0068		mg/Kg-dry	116437	1	08/02/2009 18:51	JE
Methylene chloride	BRL	0.0068		mg/Kg-dry	116437	1	08/02/2009 18:51	JE
o-Xylene	BRL	0.0068		mg/Kg-dry	116437	1	08/02/2009 18:51	JE

Qualifiers:

- * Value exceeds maximum contaminant level
- BRL Below reporting limit
- H Holding times for preparation or analysis exceeded
- N Analyte not NELAC certified
- B Analyte detected in the associated method blank
- > Greater than Result value
- E Estimated (value above quantitation range)
- S Spike Recovery outside limits due to matrix
- Narr See case narrative
- NC Not confirmed
- < Less than Result value

Analytical Environmental Services, Inc **Date:** 4-Aug-09

Client:	Peachtree Environmental	**Client Sample ID:**	WC-0709-SB-13-5
Project:	Woodall Creek	**Collection Date:**	7/29/2009 11:55:00 AM
Lab ID:	0907L52-008	**Matrix:**	Soil

Analyses	Result	Reporting Limit	Qual	Units	BatchID	Dilution Factor	Date Analyzed	Analyst
TCL VOLATILE ORGANICS SW8260B				**(SW5035)**				
Styrene	BRL	0.0068		mg/Kg-dry	116437	1	08/02/2009 18:51	JE
Tetrachloroethene	BRL	0.0068		mg/Kg-dry	116437	1	08/02/2009 18:51	JE
Toluene	BRL	0.0068		mg/Kg-dry	116437	1	08/02/2009 18:51	JE
trans-1,2-Dichloroethene	BRL	0.0068		mg/Kg-dry	116437	1	08/02/2009 18:51	JE
trans-1,3-Dichloropropene	BRL	0.0068		mg/Kg-dry	116437	1	08/02/2009 18:51	JE
Trichloroethene	BRL	0.0068		mg/Kg-dry	116437	1	08/02/2009 18:51	JE
Trichlorofluoromethane	BRL	0.0068		mg/Kg-dry	116437	1	08/02/2009 18:51	JE
Vinyl chloride	BRL	0.014		mg/Kg-dry	116437	1	08/02/2009 18:51	JE
Surr: 4-Bromofluorobenzene	106	53.1-130		%REC	116437	1	08/02/2009 18:51	JE
Surr: Dibromofluoromethane	104	61.4-159		%REC	116437	1	08/02/2009 18:51	JE
Surr: Toluene-d8	97.6	69.9-123		%REC	116437	1	08/02/2009 18:51	JE
PERCENT MOISTURE D2216								
Percent Moisture	11.2	0		wt%	R153058	1	08/03/2009 16:00	MS

Qualifiers:

*	Value exceeds maximum contaminant level	E	Estimated (value above quantitation range)
BRL	Below reporting limit	S	Spike Recovery outside limits due to matrix
H	Holding times for preparation or analysis exceeded	Narr	See case narrative
N	Analyte not NELAC certified	NC	Not confirmed
B	Analyte detected in the associated method blank	<	Less than Result value
>	Greater than Result value		

Analytical Environmental Services, Inc.

Sample/Cooler Receipt Checklist

Client Peachtree Environmental Work Order Number 0907L52

Checklist completed by [signature] 7/30/09
Signature Date

Carrier name: FedEx __ UPS __ Courier __ Client ✓ US Mail __ Other _____

Shipping container/cooler in good condition? Yes ✓ No __ Not Present __

Custody seals intact on shipping container/cooler? Yes __ No __ Not Present ✓

Custody seals intact on sample bottles? Yes __ No __ Not Present ✓

Container/Temp Blank temperature in compliance? (4°C±2)* Yes ✓ No __

Cooler #1 3.8°C Cooler #2 _____ Cooler #3 _____ Cooler #4 _____ Cooler#5 _____ Cooler #6 _____

Chain of custody present? Yes ✓ No __

Chain of custody signed when relinquished and received? Yes ✓ No __

Chain of custody agrees with sample labels? Yes ✓ No __

Samples in proper container/bottle? Yes ✓ No __

Sample containers intact? Yes ✓ No __

Sufficient sample volume for indicated test? Yes ✓ No __

All samples received within holding time? Yes ✓ No __

Was TAT marked on the COC? Yes ✓ No __

Proceed with Standard TAT as per project history? Yes __ No __ Not Applicable ✓

Water - VOA vials have zero headspace? No VOA vials submitted ✓ Yes __ No __

Water - pH acceptable upon receipt? Yes __ No __ Not Applicable ✓

Adjusted? _____ Checked by _____

Sample Condition: Good ✓ Other(Explain) _____

(For diffusive samples or AIHA lead) Is a known blank included? Yes __ No ✓

See Case Narrative for resolution of the Non-Conformance.

* Samples do not have to comply with the given range for certain parameters.

\L\Quality Assurance\Checklists Procedures Sign-Off Templates\Checklists\Sample Receipt Checklists\Sample_Cooler_Receipt_Checklist

CLIENT: Peachtree Environmental
Work Order: 0907L52
Project: Woodall Creek

ANALYTICAL QC SUMMARY REPORT

TestCode: TCL VOLATILE ORGANICS SW8260B

Sample ID: **MB-116437** SampType: **MBLK** Batch ID: **116437** Units: **mg/Kg** Prep Date: **8/2/2009** RunNo: **153002**
Client ID: TestCode: **TCL VOLATILE ORGANICS SW8260B** Analysis Date: **8/2/2009** SeqNo: **3151926**

Analyte	Result	RPT Limit	SPK value	SPK Ref Val	%REC	LowLimit	HighLimit	RPD Ref Val	%RPD	RPDLimit	Qual
1,1,1-Trichloroethane	BRL	0.0050	0	0	0	0	0	0	0		
1,1,2,2-Tetrachloroethane	BRL	0.0050	0	0	0	0	0	0	0		
1,1,2-Trichloroethane	BRL	0.0050	0	0	0	0	0	0	0		
1,1-Dichloroethane	BRL	0.0050	0	0	0	0	0	0	0		
1,1-Dichloroethene	BRL	0.0050	0	0	0	0	0	0	0		
1,2,4-Trichlorobenzene	BRL	0.0050	0	0	0	0	0	0	0		
1,2-Dibromo-3-chloropropane	BRL	0.0050	0	0	0	0	0	0	0		
1,2-Dibromoethane	BRL	0.0050	0	0	0	0	0	0	0		
1,2-Dichlorobenzene	BRL	0.0050	0	0	0	0	0	0	0		
1,2-Dichloroethane	BRL	0.0050	0	0	0	0	0	0	0		
1,2-Dichloropropane	BRL	0.0050	0	0	0	0	0	0	0		
1,3-Dichlorobenzene	BRL	0.0050	0	0	0	0	0	0	0		
1,4-Dichlorobenzene	BRL	0.0050	0	0	0	0	0	0	0		
2-Butanone	BRL	0.050	0	0	0	0	0	0	0		
2-Hexanone	BRL	0.010	0	0	0	0	0	0	0		
4-Methyl-2-pentanone	BRL	0.010	0	0	0	0	0	0	0		
Acetone	BRL	0.10	0	0	0	0	0	0	0		
Benzene	BRL	0.0050	0	0	0	0	0	0	0		
Bromodichloromethane	BRL	0.0050	0	0	0	0	0	0	0		
Bromoform	BRL	0.0050	0	0	0	0	0	0	0		
Bromomethane	BRL	0.0050	0	0	0	0	0	0	0		
Carbon disulfide	BRL	0.010	0	0	0	0	0	0	0		
Carbon tetrachloride	BRL	0.0050	0	0	0	0	0	0	0		
Chlorobenzene	BRL	0.0050	0	0	0	0	0	0	0		
Chloroethane	BRL	0.010	0	0	0	0	0	0	0		
Chloroform	BRL	0.0050	0	0	0	0	0	0	0		
Chloromethane	BRL	0.010	0	0	0	0	0	0	0		

Qualifiers:

<	Less than Result value	>	Greater than Result value	B	Analyte detected in the associated Method Blank
BRL	Below Reporting Limit	E	Estimated value above quantitation range	H	Holding times for preparation or analysis exceeded
J	Estimated value detected below Reporting Limit	N	Analyte not NELAC certified	R	RPD outside limits due to matrix
Rpt Lim	Reporting Limit	S	Spike Recovery outside limits due to matrix		

CLIENT: Peachtree Environmental
Work Order: 0907L52
Project: Woodall Creek

ANALYTICAL QC SUMMARY REPORT

TestCode: TCL VOLATILE ORGANICS SW8260B

Sample ID: **MB-116437**	SampType: **MBLK**	Batch ID: **116437**	Units: **mg/Kg**	Prep Date: **8/2/2009**	RunNo: **153002**
Client ID:	TestCode: **TCL VOLATILE ORGANICS SW8260B**			Analysis Date: **8/2/2009**	SeqNo: **3151926**

Analyte	Result	RPT Limit	SPK value	SPK Ref Val	%REC	LowLimit	HighLimit	RPD Ref Val	%RPD	RPDLimit	Qual
cis-1,2-Dichloroethene	BRL	0.0050	0	0	0	0	0	0	0		
cis-1,3-Dichloropropene	BRL	0.0050	0	0	0	0	0	0	0		
Cyclohexane	BRL	0.0050	0	0	0	0	0	0	0		
Dibromochloromethane	BRL	0.0050	0	0	0	0	0	0	0		
Dichlorodifluoromethane	BRL	0.010	0	0	0	0	0	0	0		
Ethylbenzene	BRL	0.0050	0	0	0	0	0	0	0		
Freon-113	BRL	0.010	0	0	0	0	0	0	0		
Isopropylbenzene	BRL	0.0050	0	0	0	0	0	0	0		
m,p-Xylene	BRL	0.010	0	0	0	0	0	0	0		
Methyl acetate	BRL	0.0050	0	0	0	0	0	0	0		
Methyl tert-butyl ether	BRL	0.0050	0	0	0	0	0	0	0		
Methylcyclohexane	BRL	0.0050	0	0	0	0	0	0	0		
Methylene chloride	BRL	0.0050	0	0	0	0	0	0	0		
o-Xylene	BRL	0.0050	0	0	0	0	0	0	0		
Styrene	BRL	0.0050	0	0	0	0	0	0	0		
Tetrachloroethene	BRL	0.0050	0	0	0	0	0	0	0		
Toluene	BRL	0.0050	0	0	0	0	0	0	0		
trans-1,2-Dichloroethene	BRL	0.0050	0	0	0	0	0	0	0		
trans-1,3-Dichloropropene	BRL	0.0050	0	0	0	0	0	0	0		
Trichloroethene	BRL	0.0050	0	0	0	0	0	0	0		
Trichlorofluoromethane	BRL	0.0050	0	0	0	0	0	0	0		
Vinyl chloride	BRL	0.010	0	0	0	0	0	0	0		
Surr: 4-Bromofluorobenzene	0.05133	0	0.05	0	103	53.1	130	0	0		
Surr: Dibromofluoromethane	0.04935	0	0.05	0	98.7	61.4	159	0	0		
Surr: Toluene-d8	0.04823	0	0.05	0	96.5	69.9	123	0	0		

Qualifiers:

<	Less than Result value	>	Greater than Result value	B	Analyte detected in the associated Method Blank
BRL	Below Reporting Limit	E	Estimated value above quantitation range	H	Holding times for preparation or analysis exceeded
J	Estimated value detected below Reporting Limit	N	Analyte not NELAC certified	R	RPD outside limits due to matrix
Rpt Lim	Reporting Limit	S	Spike Recovery outside limits due to matrix		

CLIENT: Peachtree Environmental
Work Order: 0907L52
Project: Woodall Creek

ANALYTICAL QC SUMMARY REPORT

TestCode: TCL VOLATILE ORGANICS SW8260B

Sample ID: **LCS-116437** SampType: **LCS** Batch ID: **116437** Units: **mg/Kg** Prep Date: **8/2/2009** RunNo: **153002**
Client ID: TestCode: **TCL VOLATILE ORGANICS SW8260B** Analysis Date: **8/2/2009** SeqNo: **3151927**

Analyte	Result	RPT Limit	SPK value	SPK Ref Val	%REC	LowLimit	HighLimit	RPD Ref Val	%RPD	RPDLimit	Qual
1,1-Dichloroethene	0.0636	0.0050	0.05	0	127	69.5	159	0	0		
Benzene	0.06082	0.0050	0.05	0	122	61.5	132	0	0		
Chlorobenzene	0.06155	0.0050	0.05	0	123	60.3	127	0	0		
Toluene	0.06126	0.0050	0.05	0	123	61.4	135	0	0		
Trichloroethene	0.06298	0.0050	0.05	0	126	63.4	137	0	0		
Surr: 4-Bromofluorobenzene	0.05362	0	0.05	0	107	53.1	130	0	0		
Surr: Dibromofluoromethane	0.05246	0	0.05	0	105	61.4	159	0	0		
Surr: Toluene-d8	0.04965	0	0.05	0	99.3	69.9	123	0	0		

Sample ID: **0907L52-002AMS** SampType: **MS** Batch ID: **116437** Units: **mg/Kg-dry** Prep Date: **8/2/2009** RunNo: **153002**
Client ID: **WC-0709-SB-11-5** TestCode: **TCL VOLATILE ORGANICS SW8260B** Analysis Date: **8/2/2009** SeqNo: **3151928**

Analyte	Result	RPT Limit	SPK value	SPK Ref Val	%REC	LowLimit	HighLimit	RPD Ref Val	%RPD	RPDLimit	Qual
1,1-Dichloroethene	0.05198	0.0066	0.0662	0	78.5	63.6	173	0	0		
Benzene	0.05586	0.0066	0.0662	0	84.4	73.4	133	0	0		
Chlorobenzene	0.05782	0.0066	0.0662	0	87.3	67.1	133	0	0		
Toluene	0.05568	0.0066	0.0662	0.004045	78	71.4	135	0	0		
Trichloroethene	0.05455	0.0066	0.0662	0	82.4	75.4	138	0	0		
Surr: 4-Bromofluorobenzene	0.07067	0	0.0662	0	107	53.1	130	0	0		
Surr: Dibromofluoromethane	0.06656	0	0.0662	0	101	61.4	159	0	0		
Surr: Toluene-d8	0.06594	0	0.0662	0	99.6	69.9	123	0	0		

Sample ID: **0907L52-002AMSD** SampType: **MSD** Batch ID: **116437** Units: **mg/Kg-dry** Prep Date: **8/2/2009** RunNo: **153002**
Client ID: **WC-0709-SB-11-5** TestCode: **TCL VOLATILE ORGANICS SW8260B** Analysis Date: **8/2/2009** SeqNo: **3151929**

Analyte	Result	RPT Limit	SPK value	SPK Ref Val	%REC	LowLimit	HighLimit	RPD Ref Val	%RPD	RPDLimit	Qual
1,1-Dichloroethene	0.06042	0.0068	0.06834	0	88.4	63.6	173	0.05198	15.0	20.9	
Benzene	0.06887	0.0068	0.06834	0	101	73.4	133	0.05586	20.9	17.3	R

Qualifiers:

<	Less than Result value	>	Greater than Result value	B	Analyte detected in the associated Method Blank
BRL	Below Reporting Limit	E	Estimated value above quantitation range	H	Holding times for preparation or analysis exceeded
J	Estimated value detected below Reporting Limit	N	Analyte not NELAC certified	R	RPD outside limits due to matrix
Rpt Lim	Reporting Limit	S	Spike Recovery outside limits due to matrix		

CLIENT: Peachtree Environmental
Work Order: 0907L52
Project: Woodall Creek

ANALYTICAL QC SUMMARY REPORT

TestCode: TCL VOLATILE ORGANICS SW8260B

Sample ID: **0907L52-002AMSD** SampType: **MSD** Batch ID: **116437** Units: **mg/Kg-dry** Prep Date: **8/2/2009** RunNo: **153002**
Client ID: **WC-0709-SB-11-5** TestCode: **TCL VOLATILE ORGANICS SW8260B** Analysis Date: **8/2/2009** SeqNo: **3151929**

Analyte	Result	RPT Limit	SPK value	SPK Ref Val	%REC	LowLimit	HighLimit	RPD Ref Val	%RPD	RPDLimit	Qual
Chlorobenzene	0.07168	0.0068	0.06834	0	105	67.1	133	0.05782	21.4	17.7	R
Toluene	0.06821	0.0068	0.06834	0.004045	93.9	71.4	135	0.05568	20.2	17.4	R
Trichloroethene	0.07185	0.0068	0.06834	0	105	75.4	138	0.05455	27.4	17	R
Surr: 4-Bromofluorobenzene	0.07322	0	0.06834	0	107	53.1	130	0.07067	0	0	
Surr: Dibromofluoromethane	0.06622	0	0.06834	0	96.9	61.4	159	0.06656	0	0	
Surr: Toluene-d8	0.06478	0	0.06834	0	94.8	69.9	123	0.06594	0	0	

Qualifiers:

<	Less than Result value	>	Greater than Result value	B	Analyte detected in the associated Method Blank
BRL	Below Reporting Limit	E	Estimated value above quantitation range	H	Holding times for preparation or analysis exceeded
J	Estimated value detected below Reporting Limit	N	Analyte not NELAC certified	R	RPD outside limits due to matrix
Rpt Lim	Reporting Limit	S	Spike Recovery outside limits due to matrix		

FLORIDA DEPARTMENT OF HEALTH

State of Florida

Department of Health, Bureau of Laboratories

This is to certify that

E87582

ANALYTICAL ENVIRONMENTAL SERVICES, INC.
3785 PRESIDENTIAL PARKWAY
ATLANTA, GA 30340

has complied with Florida Administrative Code 64E-1,
for the examination of Environmental samples in the following categories

DRINKING WATER - MICROBIOLOGY, NON-POTABLE WATER - EXTRACTABLE ORGANICS, NON-POTABLE WATER - GENERAL CHEMISTRY, NON-POTABLE WATER - METALS, NON-POTABLE WATER - MICROBIOLOGY, NON-POTABLE WATER - PESTICIDES-HERBICIDES-PCB'S, NON-POTABLE WATER - VOLATILE ORGANICS, SOLID AND CHEMICAL MATERIALS - EXTRACTABLE ORGANICS, SOLID AND CHEMICAL MATERIALS - GENERAL CHEMISTRY, SOLID AND CHEMICAL MATERIALS - METALS, SOLID AND CHEMICAL MATERIALS - PESTICIDES-HERBICIDES-PCB'S, SOLID AND CHEMICAL MATERIALS - VOLATILE ORGANICS

Continued certification is contingent upon successful on-going compliance with the NELAC Standards and FAC Rule 64E-1 regulations. Specific methods and analytes certified are cited on the Laboratory Scope of Accreditation for this laboratory and are on file at the Bureau of Laboratories, P. O. Box 210, Jacksonville, Florida 32231. Clients and customers are urged to verify with this agency the laboratory's certification status in Florida for particular methods and analytes.

EFFECTIVE October 20, 2008 THROUGH June 30, 2009

Max Salfinger, M.D.
Chief, Bureau of Laboratories
Florida Department of Health
DH Form 1697, 7/04
NON-TRANSFERABLE E87582-13-10/20/2008
Supersedes all previously issued certificates

AES

ANALYTICAL ENVIRONMENTAL SERVICES, INC.

April 01, 2010

Art Picken
Peachtree Environmental
5384 Chaversham Lane
Norcross GA 30092216´

TEL: (770) 449-6100
FAX: (770) 449-6119

RE: Woodall Creek

Dear Art Picken: Order No: 1003K58

Analytical Environmental Services, Inc. received 12 samples on March 25, 2010 5:45 pm for the analyses presented in following report.

No problems were encountered during the analyses. Additionally, all results for the associated Quality Control samples were within EPA and/or AES established limits. Any discrepancies associated with the analyses contained herein will be noted and submitted in the form of a project Case Narrative.
AES' certifications are as follows:
-NELAC/Florida Certification number E87582 for analysis of Environmental Water, soil/hazardous waste, and Drinking Water Microbiology, effective 07/01/09-06/30/10.
-AIHA Certification ID #100671 for Industrial Hygiene samples (Organics, Inorganics), Environmental Lead (Paint, Soil, Dust Wipes, Air), and Environmental Microbiology (Fungal) effective until 09/01/11.

These results relate only to the items tested. This report may only be reproduced in full.

If you have any questions regarding these test results, please feel free to call.

James Forrest
Project Manager

ANALYTICAL ENVIRONMENTAL SERVICES, INC
3785 Presidential Parkway, Atlanta GA 30340-3704
AES TEL.: (770) 457-8177 / TOLL-FREE (800) 972-4889 / FAX: (770) 457-8188

CHAIN OF CUSTODY

Work Order: 1003K58

Date: 3-25-10 Page 1 of 1

COMPANY: Peachtree Environmental, Inc.
ADDRESS: 5384 Chaversham Ln. Norcross, GA 30092
PHONE: 770-449-6100
FAX:
SAMPLED BY: Art W. Picken & Virginia M. Holland
SIGNATURE: Virginia M Holland

#	SAMPLE ID	SAMPLED DATE	SAMPLED TIME	Grab	Composite	Matrix (See codes)	VOC's 8260	PRESERVATION (See codes)	REMARKS	No # of Containers
								Sm+I		
1	WC-0310-SB-16-5	3-23-10	9:50 AM	X		SO	X			4
2	WC-0310-SB-16-15		10:50AM							4
3	WC-0310-SB-17-5		2:30 PM							4
4	WC-0310-SB-17-10		3:45PM							4
5	WC-0310-SB-15-5	3-24-10	9:50AM							4
6	WC-0310-SB-15-10		10:00AM							4
7	WC-0310-SB-14-5		2:25PM							4
8	WC-0310-SB-14-10		3:10PM							4
9	WC-0310-SB-18-5	3-25-10	9:35AM							4
10	WC-0310-SB-18-10		9:45AM							4
11	WC-0310-SB-19-5		1:40 PM							4
12	WC-0310-SB-19-10		1:50 PM							4
13	Temp Blank									1
14										

ANALYSIS REQUESTED

Visit our website www.aesatlanta.com to check on the status of your results, place bottle orders, etc.

RELINQUISHED BY	DATE/TIME	RECEIVED BY	DATE/TIME
1: Virginia M Holland	3/25/10 5:43PM	1: [signature]	3/25/10 5:45
2:		2:	
3:		3:	

PROJECT INFORMATION
PROJECT NAME: Woodall Creek
PROJECT #: 2665
SITE ADDRESS: Ellsworth Industrial, Atlanta, GA
SEND REPORT TO: A. Picken, W. Lucas, C. McPherson
INVOICE TO: (IF DIFFERENT FROM ABOVE)
QUOTE #: PO#:

RECEIPT
Total # of Containers: 49

Turnaround Time Request
- [X] Standard 5 Business Days
- [ ] 2 Business Day Rush
- [ ] Next Business Day Rush
- [ ] Same Day Rush (auth req.)
- [ ] Other

STATE PROGRAM (if any):
E-mail? (Y) N; Fax? Y / N
DATA PACKAGE: (I) II III IV

SPECIAL INSTRUCTIONS/COMMENTS:

SHIPMENT METHOD
OUT / / VIA:
IN / / VIA:
(CLIENT) FedEx UPS MAIL COURIER
GREYHOUND OTHER

SAMPLES RECEIVED AFTER 3PM OR SATURDAY ARE CONSIDERED AS RECEIVED ON THE NEXT BUSINESS DAY; IF NO TAT IS MARKED ON COC AES WILL PROCEED AS STANDARD TAT.
SAMPLES ARE DISPOSED OF 30 DAYS AFTER COMPLETION OF REPORT UNLESS OTHER ARRANGEMENTS ARE MADE.

MATRIX CODES: A = Air GW = Groundwater SE = Sediment SO = Soil SW = Surface Water W = Water (Blanks) DW = Drinking Water (Blanks) O = Other (specify) WW = Waste Water
PRESERVATIVE CODES: H+I = Hydrochloric acid + ice I = Ice only N = Nitric acid S+I = Sulfuric acid + ice SM+I = Sodium Bisulfate/Methanol + ice O = Other (specify) NA = None

White Copy - Original; Yellow Copy - Client

Analytical Environmental Services, Inc

Date: 1-Apr-10

Client: Peachtree Environmental
Project: Woodall Creek
Lab ID: 1003K58

Case Narrative

Volatile Organic Compounds Analysis by Method 8260B:

Percent recoveries for the internal standard compound 1,4-Dichlorobenzene-d4 on samples 1003K58-004A, -007A, and -009A were outside control limits biased low due to suspected matrix interference.

Analytical Environmental Services, Inc **Date:** 1-Apr-10

Client:	Peachtree Environmental	**Client Sample ID:**	WC-0310-SB-16-5
Project:	Woodall Creek	**Collection Date:**	3/23/2010 9:50:00 AM
Lab ID:	1003K58-001	**Matrix:**	Soil

Analyses	Result	Reporting Limit	Qual	Units	BatchID	Dilution Factor	Date Analyzed	Analyst
TCL VOLATILE ORGANICS SW8260B				**(SW5035)**				
1,1,1-Trichloroethane	BRL	0.0073		mg/Kg-dry	127292	1	03/31/2010 09:51	JE
1,1,2,2-Tetrachloroethane	BRL	0.0073		mg/Kg-dry	127292	1	03/31/2010 09:51	JE
1,1,2-Trichloroethane	BRL	0.0073		mg/Kg-dry	127292	1	03/31/2010 09:51	JE
1,1-Dichloroethane	BRL	0.0073		mg/Kg-dry	127292	1	03/31/2010 09:51	JE
1,1-Dichloroethene	BRL	0.0073		mg/Kg-dry	127292	1	03/31/2010 09:51	JE
1,2,4-Trichlorobenzene	BRL	0.0073		mg/Kg-dry	127292	1	03/31/2010 09:51	JE
1,2-Dibromo-3-chloropropane	BRL	0.0073		mg/Kg-dry	127292	1	03/31/2010 09:51	JE
1,2-Dibromoethane	BRL	0.0073		mg/Kg-dry	127292	1	03/31/2010 09:51	JE
1,2-Dichlorobenzene	BRL	0.0073		mg/Kg-dry	127292	1	03/31/2010 09:51	JE
1,2-Dichloroethane	BRL	0.0073		mg/Kg-dry	127292	1	03/31/2010 09:51	JE
1,2-Dichloropropane	BRL	0.0073		mg/Kg-dry	127292	1	03/31/2010 09:51	JE
1,3-Dichlorobenzene	BRL	0.0073		mg/Kg-dry	127292	1	03/31/2010 09:51	JE
1,4-Dichlorobenzene	BRL	0.0073		mg/Kg-dry	127292	1	03/31/2010 09:51	JE
2-Butanone	BRL	0.073		mg/Kg-dry	127292	1	03/31/2010 09:51	JE
2-Hexanone	BRL	0.015		mg/Kg-dry	127292	1	03/31/2010 09:51	JE
4-Methyl-2-pentanone	BRL	0.015		mg/Kg-dry	127292	1	03/31/2010 09:51	JE
Acetone	BRL	0.15		mg/Kg-dry	127292	1	03/31/2010 09:51	JE
Benzene	BRL	0.0073		mg/Kg-dry	127292	1	03/31/2010 09:51	JE
Bromodichloromethane	BRL	0.0073		mg/Kg-dry	127292	1	03/31/2010 09:51	JE
Bromoform	BRL	0.0073		mg/Kg-dry	127292	1	03/31/2010 09:51	JE
Bromomethane	BRL	0.0073		mg/Kg-dry	127292	1	03/31/2010 09:51	JE
Carbon disulfide	BRL	0.015		mg/Kg-dry	127292	1	03/31/2010 09:51	JE
Carbon tetrachloride	BRL	0.0073		mg/Kg-dry	127292	1	03/31/2010 09:51	JE
Chlorobenzene	BRL	0.0073		mg/Kg-dry	127292	1	03/31/2010 09:51	JE
Chloroethane	BRL	0.015		mg/Kg-dry	127292	1	03/31/2010 09:51	JE
Chloroform	BRL	0.0073		mg/Kg-dry	127292	1	03/31/2010 09:51	JE
Chloromethane	BRL	0.015		mg/Kg-dry	127292	1	03/31/2010 09:51	JE
cis-1,2-Dichloroethene	BRL	0.0073		mg/Kg-dry	127292	1	03/31/2010 09:51	JE
cis-1,3-Dichloropropene	BRL	0.0073		mg/Kg-dry	127292	1	03/31/2010 09:51	JE
Cyclohexane	BRL	0.0073		mg/Kg-dry	127292	1	03/31/2010 09:51	JE
Dibromochloromethane	BRL	0.0073		mg/Kg-dry	127292	1	03/31/2010 09:51	JE
Dichlorodifluoromethane	BRL	0.015		mg/Kg-dry	127292	1	03/31/2010 09:51	JE
Ethylbenzene	BRL	0.0073		mg/Kg-dry	127292	1	03/31/2010 09:51	JE
Freon-113	BRL	0.015		mg/Kg-dry	127292	1	03/31/2010 09:51	JE
Isopropylbenzene	BRL	0.0073		mg/Kg-dry	127292	1	03/31/2010 09:51	JE
m,p-Xylene	BRL	0.015		mg/Kg-dry	127292	1	03/31/2010 09:51	JE
Methyl acetate	BRL	0.0073		mg/Kg-dry	127292	1	03/31/2010 09:51	JE
Methyl tert-butyl ether	BRL	0.0073		mg/Kg-dry	127292	1	03/31/2010 09:51	JE
Methylcyclohexane	BRL	0.0073		mg/Kg-dry	127292	1	03/31/2010 09:51	JE
Methylene chloride	BRL	0.0073		mg/Kg-dry	127292	1	03/31/2010 09:51	JE
o-Xylene	BRL	0.0073		mg/Kg-dry	127292	1	03/31/2010 09:51	JE

Qualifiers:

- * Value exceeds maximum contaminant level
- BRL Below reporting limit
- H Holding times for preparation or analysis exceeded
- N Analyte not NELAC certified
- B Analyte detected in the associated method blank
- > Greater than Result value
- E Estimated (value above quantitation range)
- S Spike Recovery outside limits due to matrix
- Narr See case narrative
- NC Not confirmed
- < Less than Result value

Analytical Environmental Services, Inc **Date:** 1-Apr-10

Client:	Peachtree Environmental	**Client Sample ID:**	WC-0310-SB-16-5
Project:	Woodall Creek	**Collection Date:**	3/23/2010 9:50:00 AM
Lab ID:	1003K58-001	**Matrix:**	Soil

Analyses	Result	Reporting Limit	Qual	Units	BatchID	Dilution Factor	Date Analyzed	Analyst
TCL VOLATILE ORGANICS SW8260B				**(SW5035)**				
Styrene	BRL	0.0073		mg/Kg-dry	127292	1	03/31/2010 09:51	JE
Tetrachloroethene	BRL	0.0073		mg/Kg-dry	127292	1	03/31/2010 09:51	JE
Toluene	BRL	0.0073		mg/Kg-dry	127292	1	03/31/2010 09:51	JE
trans-1,2-Dichloroethene	BRL	0.0073		mg/Kg-dry	127292	1	03/31/2010 09:51	JE
trans-1,3-Dichloropropene	BRL	0.0073		mg/Kg-dry	127292	1	03/31/2010 09:51	JE
Trichloroethene	BRL	0.0073		mg/Kg-dry	127292	1	03/31/2010 09:51	JE
Trichlorofluoromethane	BRL	0.0073		mg/Kg-dry	127292	1	03/31/2010 09:51	JE
Vinyl chloride	BRL	0.015		mg/Kg-dry	127292	1	03/31/2010 09:51	JE
Surr: 4-Bromofluorobenzene	82.4	58.2-140		%REC	127292	1	03/31/2010 09:51	JE
Surr: Dibromofluoromethane	112	71.1-132		%REC	127292	1	03/31/2010 09:51	JE
Surr: Toluene-d8	92.1	77.6-119		%REC	127292	1	03/31/2010 09:51	JE
PERCENT MOISTURE D2216								
Percent Moisture	16.4	0		wt%	R168553	1	03/30/2010 19:00	AS

Qualifiers:

*	Value exceeds maximum contaminant level	E	Estimated (value above quantitation range)
BRL	Below reporting limit	S	Spike Recovery outside limits due to matrix
H	Holding times for preparation or analysis exceeded	Narr	See case narrative
N	Analyte not NELAC certified	NC	Not confirmed
B	Analyte detected in the associated method blank	<	Less than Result value
>	Greater than Result value		

Analytical Environmental Services, Inc **Date:** 1-Apr-10

Client:	Peachtree Environmental	**Client Sample ID:**	WC-0310-SB-16-15
Project:	Woodall Creek	**Collection Date:**	3/23/2010 10:50:00 AM
Lab ID:	1003K58-002	**Matrix:**	Soil

Analyses	Result	Reporting Limit	Qual	Units	BatchID	Dilution Factor	Date Analyzed	Analyst
TCL VOLATILE ORGANICS SW8260B				**(SW5035)**				
1,1,1-Trichloroethane	BRL	0.0089		mg/Kg-dry	127292	1	03/31/2010 10:18	JE
1,1,2,2-Tetrachloroethane	BRL	0.0089		mg/Kg-dry	127292	1	03/31/2010 10:18	JE
1,1,2-Trichloroethane	BRL	0.0089		mg/Kg-dry	127292	1	03/31/2010 10:18	JE
1,1-Dichloroethane	BRL	0.0089		mg/Kg-dry	127292	1	03/31/2010 10:18	JE
1,1-Dichloroethene	BRL	0.0089		mg/Kg-dry	127292	1	03/31/2010 10:18	JE
1,2,4-Trichlorobenzene	BRL	0.0089		mg/Kg-dry	127292	1	03/31/2010 10:18	JE
1,2-Dibromo-3-chloropropane	BRL	0.0089		mg/Kg-dry	127292	1	03/31/2010 10:18	JE
1,2-Dibromoethane	BRL	0.0089		mg/Kg-dry	127292	1	03/31/2010 10:18	JE
1,2-Dichlorobenzene	BRL	0.0089		mg/Kg-dry	127292	1	03/31/2010 10:18	JE
1,2-Dichloroethane	BRL	0.0089		mg/Kg-dry	127292	1	03/31/2010 10:18	JE
1,2-Dichloropropane	BRL	0.0089		mg/Kg-dry	127292	1	03/31/2010 10:18	JE
1,3-Dichlorobenzene	BRL	0.0089		mg/Kg-dry	127292	1	03/31/2010 10:18	JE
1,4-Dichlorobenzene	BRL	0.0089		mg/Kg-dry	127292	1	03/31/2010 10:18	JE
2-Butanone	BRL	0.089		mg/Kg-dry	127292	1	03/31/2010 10:18	JE
2-Hexanone	BRL	0.018		mg/Kg-dry	127292	1	03/31/2010 10:18	JE
4-Methyl-2-pentanone	BRL	0.018		mg/Kg-dry	127292	1	03/31/2010 10:18	JE
Acetone	BRL	0.18		mg/Kg-dry	127292	1	03/31/2010 10:18	JE
Benzene	BRL	0.0089		mg/Kg-dry	127292	1	03/31/2010 10:18	JE
Bromodichloromethane	BRL	0.0089		mg/Kg-dry	127292	1	03/31/2010 10:18	JE
Bromoform	BRL	0.0089		mg/Kg-dry	127292	1	03/31/2010 10:18	JE
Bromomethane	BRL	0.0089		mg/Kg-dry	127292	1	03/31/2010 10:18	JE
Carbon disulfide	BRL	0.018		mg/Kg-dry	127292	1	03/31/2010 10:18	JE
Carbon tetrachloride	BRL	0.0089		mg/Kg-dry	127292	1	03/31/2010 10:18	JE
Chlorobenzene	BRL	0.0089		mg/Kg-dry	127292	1	03/31/2010 10:18	JE
Chloroethane	BRL	0.018		mg/Kg-dry	127292	1	03/31/2010 10:18	JE
Chloroform	BRL	0.0089		mg/Kg-dry	127292	1	03/31/2010 10:18	JE
Chloromethane	BRL	0.018		mg/Kg-dry	127292	1	03/31/2010 10:18	JE
cis-1,2-Dichloroethene	BRL	0.0089		mg/Kg-dry	127292	1	03/31/2010 10:18	JE
cis-1,3-Dichloropropene	BRL	0.0089		mg/Kg-dry	127292	1	03/31/2010 10:18	JE
Cyclohexane	BRL	0.0089		mg/Kg-dry	127292	1	03/31/2010 10:18	JE
Dibromochloromethane	BRL	0.0089		mg/Kg-dry	127292	1	03/31/2010 10:18	JE
Dichlorodifluoromethane	BRL	0.018		mg/Kg-dry	127292	1	03/31/2010 10:18	JE
Ethylbenzene	BRL	0.0089		mg/Kg-dry	127292	1	03/31/2010 10:18	JE
Freon-113	BRL	0.018		mg/Kg-dry	127292	1	03/31/2010 10:18	JE
Isopropylbenzene	BRL	0.0089		mg/Kg-dry	127292	1	03/31/2010 10:18	JE
m,p-Xylene	BRL	0.018		mg/Kg-dry	127292	1	03/31/2010 10:18	JE
Methyl acetate	BRL	0.0089		mg/Kg-dry	127292	1	03/31/2010 10:18	JE
Methyl tert-butyl ether	BRL	0.0089		mg/Kg-dry	127292	1	03/31/2010 10:18	JE
Methylcyclohexane	BRL	0.0089		mg/Kg-dry	127292	1	03/31/2010 10:18	JE
Methylene chloride	BRL	0.0089		mg/Kg-dry	127292	1	03/31/2010 10:18	JE
o-Xylene	BRL	0.0089		mg/Kg-dry	127292	1	03/31/2010 10:18	JE

Qualifiers:

- * Value exceeds maximum contaminant level
- BRL Below reporting limit
- H Holding times for preparation or analysis exceeded
- N Analyte not NELAC certified
- B Analyte detected in the associated method blank
- > Greater than Result value
- E Estimated (value above quantitation range)
- S Spike Recovery outside limits due to matrix
- Narr See case narrative
- NC Not confirmed
- < Less than Result value

Analytical Environmental Services, Inc **Date:** 1-Apr-10

Client:	Peachtree Environmental	**Client Sample ID:**	WC-0310-SB-16-15
Project:	Woodall Creek	**Collection Date:**	3/23/2010 10:50:00 AM
Lab ID:	1003K58-002	**Matrix:**	Soil

Analyses	Result	Reporting Limit	Qual	Units	BatchID	Dilution Factor	Date Analyzed	Analyst
TCL VOLATILE ORGANICS SW8260B				**(SW5035)**				
Styrene	BRL	0.0089		mg/Kg-dry	127292	1	03/31/2010 10:18	JE
Tetrachloroethene	0.013	0.0089		mg/Kg-dry	127292	1	03/31/2010 10:18	JE
Toluene	BRL	0.0089		mg/Kg-dry	127292	1	03/31/2010 10:18	JE
trans-1,2-Dichloroethene	BRL	0.0089		mg/Kg-dry	127292	1	03/31/2010 10:18	JE
trans-1,3-Dichloropropene	BRL	0.0089		mg/Kg-dry	127292	1	03/31/2010 10:18	JE
Trichloroethene	0.016	0.0089		mg/Kg-dry	127292	1	03/31/2010 10:18	JE
Trichlorofluoromethane	BRL	0.0089		mg/Kg-dry	127292	1	03/31/2010 10:18	JE
Vinyl chloride	BRL	0.018		mg/Kg-dry	127292	1	03/31/2010 10:18	JE
Surr: 4-Bromofluorobenzene	86	58.2-140		%REC	127292	1	03/31/2010 10:18	JE
Surr: Dibromofluoromethane	119	71.1-132		%REC	127292	1	03/31/2010 10:18	JE
Surr: Toluene-d8	99.9	77.6-119		%REC	127292	1	03/31/2010 10:18	JE
PERCENT MOISTURE D2216								
Percent Moisture	27.1	0		wt%	R168553	1	03/30/2010 19:00	AS

Qualifiers:

*	Value exceeds maximum contaminant level	E	Estimated (value above quantitation range)
BRL	Below reporting limit	S	Spike Recovery outside limits due to matrix
H	Holding times for preparation or analysis exceeded	Narr	See case narrative
N	Analyte not NELAC certified	NC	Not confirmed
B	Analyte detected in the associated method blank	<	Less than Result value
>	Greater than Result value		

Analytical Environmental Services, Inc **Date:** 1-Apr-10

Client:	Peachtree Environmental	**Client Sample ID:**	WC-0310-SB-17-5
Project:	Woodall Creek	**Collection Date:**	3/23/2010 2:30:00 PM
Lab ID:	1003K58-003	**Matrix:**	Soil

Analyses	Result	Reporting Limit	Qual	Units	BatchID	Dilution Factor	Date Analyzed	Analyst
TCL VOLATILE ORGANICS SW8260B				**(SW5035)**				
1,1,1-Trichloroethane	BRL	0.0066		mg/Kg-dry	127292	1	03/31/2010 12:08	JE
1,1,2,2-Tetrachloroethane	BRL	0.0066		mg/Kg-dry	127292	1	03/31/2010 12:08	JE
1,1,2-Trichloroethane	BRL	0.0066		mg/Kg-dry	127292	1	03/31/2010 12:08	JE
1,1-Dichloroethane	BRL	0.0066		mg/Kg-dry	127292	1	03/31/2010 12:08	JE
1,1-Dichloroethene	BRL	0.0066		mg/Kg-dry	127292	1	03/31/2010 12:08	JE
1,2,4-Trichlorobenzene	BRL	0.0066		mg/Kg-dry	127292	1	03/31/2010 12:08	JE
1,2-Dibromo-3-chloropropane	BRL	0.0066		mg/Kg-dry	127292	1	03/31/2010 12:08	JE
1,2-Dibromoethane	BRL	0.0066		mg/Kg-dry	127292	1	03/31/2010 12:08	JE
1,2-Dichlorobenzene	BRL	0.0066		mg/Kg-dry	127292	1	03/31/2010 12:08	JE
1,2-Dichloroethane	BRL	0.0066		mg/Kg-dry	127292	1	03/31/2010 12:08	JE
1,2-Dichloropropane	BRL	0.0066		mg/Kg-dry	127292	1	03/31/2010 12:08	JE
1,3-Dichlorobenzene	BRL	0.0066		mg/Kg-dry	127292	1	03/31/2010 12:08	JE
1,4-Dichlorobenzene	BRL	0.0066		mg/Kg-dry	127292	1	03/31/2010 12:08	JE
2-Butanone	BRL	0.066		mg/Kg-dry	127292	1	03/31/2010 12:08	JE
2-Hexanone	BRL	0.013		mg/Kg-dry	127292	1	03/31/2010 12:08	JE
4-Methyl-2-pentanone	BRL	0.013		mg/Kg-dry	127292	1	03/31/2010 12:08	JE
Acetone	BRL	0.13		mg/Kg-dry	127292	1	03/31/2010 12:08	JE
Benzene	BRL	0.0066		mg/Kg-dry	127292	1	03/31/2010 12:08	JE
Bromodichloromethane	BRL	0.0066		mg/Kg-dry	127292	1	03/31/2010 12:08	JE
Bromoform	BRL	0.0066		mg/Kg-dry	127292	1	03/31/2010 12:08	JE
Bromomethane	BRL	0.0066		mg/Kg-dry	127292	1	03/31/2010 12:08	JE
Carbon disulfide	BRL	0.013		mg/Kg-dry	127292	1	03/31/2010 12:08	JE
Carbon tetrachloride	BRL	0.0066		mg/Kg-dry	127292	1	03/31/2010 12:08	JE
Chlorobenzene	BRL	0.0066		mg/Kg-dry	127292	1	03/31/2010 12:08	JE
Chloroethane	BRL	0.013		mg/Kg-dry	127292	1	03/31/2010 12:08	JE
Chloroform	BRL	0.0066		mg/Kg-dry	127292	1	03/31/2010 12:08	JE
Chloromethane	BRL	0.013		mg/Kg-dry	127292	1	03/31/2010 12:08	JE
cis-1,2-Dichloroethene	BRL	0.0066		mg/Kg-dry	127292	1	03/31/2010 12:08	JE
cis-1,3-Dichloropropene	BRL	0.0066		mg/Kg-dry	127292	1	03/31/2010 12:08	JE
Cyclohexane	BRL	0.0066		mg/Kg-dry	127292	1	03/31/2010 12:08	JE
Dibromochloromethane	BRL	0.0066		mg/Kg-dry	127292	1	03/31/2010 12:08	JE
Dichlorodifluoromethane	BRL	0.013		mg/Kg-dry	127292	1	03/31/2010 12:08	JE
Ethylbenzene	BRL	0.0066		mg/Kg-dry	127292	1	03/31/2010 12:08	JE
Freon-113	BRL	0.013		mg/Kg-dry	127292	1	03/31/2010 12:08	JE
Isopropylbenzene	BRL	0.0066		mg/Kg-dry	127292	1	03/31/2010 12:08	JE
m,p-Xylene	BRL	0.013		mg/Kg-dry	127292	1	03/31/2010 12:08	JE
Methyl acetate	BRL	0.0066		mg/Kg-dry	127292	1	03/31/2010 12:08	JE
Methyl tert-butyl ether	BRL	0.0066		mg/Kg-dry	127292	1	03/31/2010 12:08	JE
Methylcyclohexane	BRL	0.0066		mg/Kg-dry	127292	1	03/31/2010 12:08	JE
Methylene chloride	BRL	0.0066		mg/Kg-dry	127292	1	03/31/2010 12:08	JE
o-Xylene	BRL	0.0066		mg/Kg-dry	127292	1	03/31/2010 12:08	JE

Qualifiers:

- * Value exceeds maximum contaminant level
- BRL Below reporting limit
- H Holding times for preparation or analysis exceeded
- N Analyte not NELAC certified
- B Analyte detected in the associated method blank
- > Greater than Result value
- E Estimated (value above quantitation range)
- S Spike Recovery outside limits due to matrix
- Narr See case narrative
- NC Not confirmed
- < Less than Result value

Analytical Environmental Services, Inc **Date:** 1-Apr-10

Client:	Peachtree Environmental	**Client Sample ID:**	WC-0310-SB-17-5
Project:	Woodall Creek	**Collection Date:**	3/23/2010 2:30:00 PM
Lab ID:	1003K58-003	**Matrix:**	Soil

Analyses	Result	Reporting Limit	Qual	Units	BatchID	Dilution Factor	Date Analyzed	Analyst
TCL VOLATILE ORGANICS SW8260B				**(SW5035)**				
Styrene	BRL	0.0066		mg/Kg-dry	127292	1	03/31/2010 12:08	JE
Tetrachloroethene	BRL	0.0066		mg/Kg-dry	127292	1	03/31/2010 12:08	JE
Toluene	BRL	0.0066		mg/Kg-dry	127292	1	03/31/2010 12:08	JE
trans-1,2-Dichloroethene	BRL	0.0066		mg/Kg-dry	127292	1	03/31/2010 12:08	JE
trans-1,3-Dichloropropene	BRL	0.0066		mg/Kg-dry	127292	1	03/31/2010 12:08	JE
Trichloroethene	BRL	0.0066		mg/Kg-dry	127292	1	03/31/2010 12:08	JE
Trichlorofluoromethane	BRL	0.0066		mg/Kg-dry	127292	1	03/31/2010 12:08	JE
Vinyl chloride	BRL	0.013		mg/Kg-dry	127292	1	03/31/2010 12:08	JE
Surr: 4-Bromofluorobenzene	77.2	58.2-140		%REC	127292	1	03/31/2010 12:08	JE
Surr: Dibromofluoromethane	99.1	71.1-132		%REC	127292	1	03/31/2010 12:08	JE
Surr: Toluene-d8	84	77.6-119		%REC	127292	1	03/31/2010 12:08	JE
PERCENT MOISTURE D2216								
Percent Moisture	17.9	0		wt%	R168553	1	03/30/2010 19:00	AS

Qualifiers:

- * Value exceeds maximum contaminant level
- BRL Below reporting limit
- H Holding times for preparation or analysis exceeded
- N Analyte not NELAC certified
- B Analyte detected in the associated method blank
- > Greater than Result value
- E Estimated (value above quantitation range)
- S Spike Recovery outside limits due to matrix
- Narr See case narrative
- NC Not confirmed
- < Less than Result value

Analytical Environmental Services, Inc **Date:** 1-Apr-10

Client:	Peachtree Environmental	**Client Sample ID:**	WC-0310-SB-17-10
Project:	Woodall Creek	**Collection Date:**	3/23/2010 3:45:00 PM
Lab ID:	1003K58-004	**Matrix:**	Soil

Analyses	Result	Reporting Limit	Qual	Units	BatchID	Dilution Factor	Date Analyzed	Analyst
TCL VOLATILE ORGANICS SW8260B				**(SW5035)**				
1,1,1-Trichloroethane	BRL	0.0084		mg/Kg-dry	127292	1	03/31/2010 12:35	JE
1,1,2,2-Tetrachloroethane	BRL	0.0084		mg/Kg-dry	127292	1	03/31/2010 12:35	JE
1,1,2-Trichloroethane	BRL	0.0084		mg/Kg-dry	127292	1	03/31/2010 12:35	JE
1,1-Dichloroethane	BRL	0.0084		mg/Kg-dry	127292	1	03/31/2010 12:35	JE
1,1-Dichloroethene	BRL	0.0084		mg/Kg-dry	127292	1	03/31/2010 12:35	JE
1,2,4-Trichlorobenzene	BRL	0.0084		mg/Kg-dry	127292	1	03/31/2010 12:35	JE
1,2-Dibromo-3-chloropropane	BRL	0.0084		mg/Kg-dry	127292	1	03/31/2010 12:35	JE
1,2-Dibromoethane	BRL	0.0084		mg/Kg-dry	127292	1	03/31/2010 12:35	JE
1,2-Dichlorobenzene	BRL	0.0084		mg/Kg-dry	127292	1	03/31/2010 12:35	JE
1,2-Dichloroethane	BRL	0.0084		mg/Kg-dry	127292	1	03/31/2010 12:35	JE
1,2-Dichloropropane	BRL	0.0084		mg/Kg-dry	127292	1	03/31/2010 12:35	JE
1,3-Dichlorobenzene	BRL	0.0084		mg/Kg-dry	127292	1	03/31/2010 12:35	JE
1,4-Dichlorobenzene	BRL	0.0084		mg/Kg-dry	127292	1	03/31/2010 12:35	JE
2-Butanone	BRL	0.084		mg/Kg-dry	127292	1	03/31/2010 12:35	JE
2-Hexanone	BRL	0.017		mg/Kg-dry	127292	1	03/31/2010 12:35	JE
4-Methyl-2-pentanone	BRL	0.017		mg/Kg-dry	127292	1	03/31/2010 12:35	JE
Acetone	BRL	0.17		mg/Kg-dry	127292	1	03/31/2010 12:35	JE
Benzene	BRL	0.0084		mg/Kg-dry	127292	1	03/31/2010 12:35	JE
Bromodichloromethane	BRL	0.0084		mg/Kg-dry	127292	1	03/31/2010 12:35	JE
Bromoform	BRL	0.0084		mg/Kg-dry	127292	1	03/31/2010 12:35	JE
Bromomethane	BRL	0.0084		mg/Kg-dry	127292	1	03/31/2010 12:35	JE
Carbon disulfide	BRL	0.017		mg/Kg-dry	127292	1	03/31/2010 12:35	JE
Carbon tetrachloride	BRL	0.0084		mg/Kg-dry	127292	1	03/31/2010 12:35	JE
Chlorobenzene	BRL	0.0084		mg/Kg-dry	127292	1	03/31/2010 12:35	JE
Chloroethane	BRL	0.017		mg/Kg-dry	127292	1	03/31/2010 12:35	JE
Chloroform	BRL	0.0084		mg/Kg-dry	127292	1	03/31/2010 12:35	JE
Chloromethane	BRL	0.017		mg/Kg-dry	127292	1	03/31/2010 12:35	JE
cis-1,2-Dichloroethene	BRL	0.0084		mg/Kg-dry	127292	1	03/31/2010 12:35	JE
cis-1,3-Dichloropropene	BRL	0.0084		mg/Kg-dry	127292	1	03/31/2010 12:35	JE
Cyclohexane	BRL	0.0084		mg/Kg-dry	127292	1	03/31/2010 12:35	JE
Dibromochloromethane	BRL	0.0084		mg/Kg-dry	127292	1	03/31/2010 12:35	JE
Dichlorodifluoromethane	BRL	0.017		mg/Kg-dry	127292	1	03/31/2010 12:35	JE
Ethylbenzene	BRL	0.0084		mg/Kg-dry	127292	1	03/31/2010 12:35	JE
Freon-113	BRL	0.017		mg/Kg-dry	127292	1	03/31/2010 12:35	JE
Isopropylbenzene	BRL	0.0084		mg/Kg-dry	127292	1	03/31/2010 12:35	JE
m,p-Xylene	BRL	0.017		mg/Kg-dry	127292	1	03/31/2010 12:35	JE
Methyl acetate	BRL	0.0084		mg/Kg-dry	127292	1	03/31/2010 12:35	JE
Methyl tert-butyl ether	BRL	0.0084		mg/Kg-dry	127292	1	03/31/2010 12:35	JE
Methylcyclohexane	BRL	0.0084		mg/Kg-dry	127292	1	03/31/2010 12:35	JE
Methylene chloride	BRL	0.0084		mg/Kg-dry	127292	1	03/31/2010 12:35	JE
o-Xylene	BRL	0.0084		mg/Kg-dry	127292	1	03/31/2010 12:35	JE

Qualifiers:

- * Value exceeds maximum contaminant level
- BRL Below reporting limit
- H Holding times for preparation or analysis exceeded
- N Analyte not NELAC certified
- B Analyte detected in the associated method blank
- > Greater than Result value
- E Estimated (value above quantitation range)
- S Spike Recovery outside limits due to matrix
- Narr See case narrative
- NC Not confirmed
- < Less than Result value

Analytical Environmental Services, Inc **Date:** 1-Apr-10

Client:	Peachtree Environmental	**Client Sample ID:**	WC-0310-SB-17-10
Project:	Woodall Creek	**Collection Date:**	3/23/2010 3:45:00 PM
Lab ID:	1003K58-004	**Matrix:**	Soil

Analyses	Result	Reporting Limit	Qual	Units	BatchID	Dilution Factor	Date Analyzed	Analyst
TCL VOLATILE ORGANICS SW8260B				**(SW5035)**				
Styrene	BRL	0.0084		mg/Kg-dry	127292	1	03/31/2010 12:35	JE
Tetrachloroethene	0.015	0.0084		mg/Kg-dry	127292	1	03/31/2010 12:35	JE
Toluene	BRL	0.0084		mg/Kg-dry	127292	1	03/31/2010 12:35	JE
trans-1,2-Dichloroethene	BRL	0.0084		mg/Kg-dry	127292	1	03/31/2010 12:35	JE
trans-1,3-Dichloropropene	BRL	0.0084		mg/Kg-dry	127292	1	03/31/2010 12:35	JE
Trichloroethene	BRL	0.0084		mg/Kg-dry	127292	1	03/31/2010 12:35	JE
Trichlorofluoromethane	BRL	0.0084		mg/Kg-dry	127292	1	03/31/2010 12:35	JE
Vinyl chloride	BRL	0.017		mg/Kg-dry	127292	1	03/31/2010 12:35	JE
Surr: 4-Bromofluorobenzene	71.8	58.2-140		%REC	127292	1	03/31/2010 12:35	JE
Surr: Dibromofluoromethane	110	71.1-132		%REC	127292	1	03/31/2010 12:35	JE
Surr: Toluene-d8	89.5	77.6-119		%REC	127292	1	03/31/2010 12:35	JE
PERCENT MOISTURE D2216								
Percent Moisture	20.6	0		wt%	R168553	1	03/30/2010 19:00	AS

Qualifiers:

* Value exceeds maximum contaminant level	E Estimated (value above quantitation range)
BRL Below reporting limit	S Spike Recovery outside limits due to matrix
H Holding times for preparation or analysis exceeded	Narr See case narrative
N Analyte not NELAC certified	NC Not confirmed
B Analyte detected in the associated method blank	< Less than Result value
> Greater than Result value	

Analytical Environmental Services, Inc **Date:** 1-Apr-10

Client:	Peachtree Environmental	**Client Sample ID:**	WC-0310-SB-15-5
Project:	Woodall Creek	**Collection Date:**	3/24/2010 9:50:00 AM
Lab ID:	1003K58-005	**Matrix:**	Soil

Analyses	Result	Reporting Limit	Qual	Units	BatchID	Dilution Factor	Date Analyzed	Analyst
TCL VOLATILE ORGANICS SW8260B				**(SW5035)**				
1,1,1-Trichloroethane	BRL	0.0085		mg/Kg-dry	127292	1	03/31/2010 13:02	JE
1,1,2,2-Tetrachloroethane	BRL	0.0085		mg/Kg-dry	127292	1	03/31/2010 13:02	JE
1,1,2-Trichloroethane	BRL	0.0085		mg/Kg-dry	127292	1	03/31/2010 13:02	JE
1,1-Dichloroethane	BRL	0.0085		mg/Kg-dry	127292	1	03/31/2010 13:02	JE
1,1-Dichloroethene	BRL	0.0085		mg/Kg-dry	127292	1	03/31/2010 13:02	JE
1,2,4-Trichlorobenzene	BRL	0.0085		mg/Kg-dry	127292	1	03/31/2010 13:02	JE
1,2-Dibromo-3-chloropropane	BRL	0.0085		mg/Kg-dry	127292	1	03/31/2010 13:02	JE
1,2-Dibromoethane	BRL	0.0085		mg/Kg-dry	127292	1	03/31/2010 13:02	JE
1,2-Dichlorobenzene	BRL	0.0085		mg/Kg-dry	127292	1	03/31/2010 13:02	JE
1,2-Dichloroethane	BRL	0.0085		mg/Kg-dry	127292	1	03/31/2010 13:02	JE
1,2-Dichloropropane	BRL	0.0085		mg/Kg-dry	127292	1	03/31/2010 13:02	JE
1,3-Dichlorobenzene	BRL	0.0085		mg/Kg-dry	127292	1	03/31/2010 13:02	JE
1,4-Dichlorobenzene	BRL	0.0085		mg/Kg-dry	127292	1	03/31/2010 13:02	JE
2-Butanone	BRL	0.085		mg/Kg-dry	127292	1	03/31/2010 13:02	JE
2-Hexanone	BRL	0.017		mg/Kg-dry	127292	1	03/31/2010 13:02	JE
4-Methyl-2-pentanone	BRL	0.017		mg/Kg-dry	127292	1	03/31/2010 13:02	JE
Acetone	BRL	0.17		mg/Kg-dry	127292	1	03/31/2010 13:02	JE
Benzene	BRL	0.0085		mg/Kg-dry	127292	1	03/31/2010 13:02	JE
Bromodichloromethane	BRL	0.0085		mg/Kg-dry	127292	1	03/31/2010 13:02	JE
Bromoform	BRL	0.0085		mg/Kg-dry	127292	1	03/31/2010 13:02	JE
Bromomethane	BRL	0.0085		mg/Kg-dry	127292	1	03/31/2010 13:02	JE
Carbon disulfide	BRL	0.017		mg/Kg-dry	127292	1	03/31/2010 13:02	JE
Carbon tetrachloride	BRL	0.0085		mg/Kg-dry	127292	1	03/31/2010 13:02	JE
Chlorobenzene	BRL	0.0085		mg/Kg-dry	127292	1	03/31/2010 13:02	JE
Chloroethane	BRL	0.017		mg/Kg-dry	127292	1	03/31/2010 13:02	JE
Chloroform	BRL	0.0085		mg/Kg-dry	127292	1	03/31/2010 13:02	JE
Chloromethane	BRL	0.017		mg/Kg-dry	127292	1	03/31/2010 13:02	JE
cis-1,2-Dichloroethene	BRL	0.0085		mg/Kg-dry	127292	1	03/31/2010 13:02	JE
cis-1,3-Dichloropropene	BRL	0.0085		mg/Kg-dry	127292	1	03/31/2010 13:02	JE
Cyclohexane	BRL	0.0085		mg/Kg-dry	127292	1	03/31/2010 13:02	JE
Dibromochloromethane	BRL	0.0085		mg/Kg-dry	127292	1	03/31/2010 13:02	JE
Dichlorodifluoromethane	BRL	0.017		mg/Kg-dry	127292	1	03/31/2010 13:02	JE
Ethylbenzene	BRL	0.0085		mg/Kg-dry	127292	1	03/31/2010 13:02	JE
Freon-113	BRL	0.017		mg/Kg-dry	127292	1	03/31/2010 13:02	JE
Isopropylbenzene	BRL	0.0085		mg/Kg-dry	127292	1	03/31/2010 13:02	JE
m,p-Xylene	BRL	0.017		mg/Kg-dry	127292	1	03/31/2010 13:02	JE
Methyl acetate	BRL	0.0085		mg/Kg-dry	127292	1	03/31/2010 13:02	JE
Methyl tert-butyl ether	BRL	0.0085		mg/Kg-dry	127292	1	03/31/2010 13:02	JE
Methylcyclohexane	BRL	0.0085		mg/Kg-dry	127292	1	03/31/2010 13:02	JE
Methylene chloride	BRL	0.0085		mg/Kg-dry	127292	1	03/31/2010 13:02	JE
o-Xylene	BRL	0.0085		mg/Kg-dry	127292	1	03/31/2010 13:02	JE

Qualifiers:

- * Value exceeds maximum contaminant level
- BRL Below reporting limit
- H Holding times for preparation or analysis exceeded
- N Analyte not NELAC certified
- B Analyte detected in the associated method blank
- > Greater than Result value
- E Estimated (value above quantitation range)
- S Spike Recovery outside limits due to matrix
- Narr See case narrative
- NC Not confirmed
- < Less than Result value

Analytical Environmental Services, Inc **Date:** 1-Apr-10

Client:	Peachtree Environmental	**Client Sample ID:**	WC-0310-SB-15-5
Project:	Woodall Creek	**Collection Date:**	3/24/2010 9:50:00 AM
Lab ID:	1003K58-005	**Matrix:**	Soil

Analyses	Result	Reporting Limit	Qual	Units	BatchID	Dilution Factor	Date Analyzed	Analyst
TCL VOLATILE ORGANICS SW8260B				**(SW5035)**				
Styrene	BRL	0.0085		mg/Kg-dry	127292	1	03/31/2010 13:02	JE
Tetrachloroethene	BRL	0.0085		mg/Kg-dry	127292	1	03/31/2010 13:02	JE
Toluene	BRL	0.0085		mg/Kg-dry	127292	1	03/31/2010 13:02	JE
trans-1,2-Dichloroethene	BRL	0.0085		mg/Kg-dry	127292	1	03/31/2010 13:02	JE
trans-1,3-Dichloropropene	BRL	0.0085		mg/Kg-dry	127292	1	03/31/2010 13:02	JE
Trichloroethene	BRL	0.0085		mg/Kg-dry	127292	1	03/31/2010 13:02	JE
Trichlorofluoromethane	BRL	0.0085		mg/Kg-dry	127292	1	03/31/2010 13:02	JE
Vinyl chloride	BRL	0.017		mg/Kg-dry	127292	1	03/31/2010 13:02	JE
Surr: 4-Bromofluorobenzene	78.3	58.2-140		%REC	127292	1	03/31/2010 13:02	JE
Surr: Dibromofluoromethane	108	71.1-132		%REC	127292	1	03/31/2010 13:02	JE
Surr: Toluene-d8	91.2	77.6-119		%REC	127292	1	03/31/2010 13:02	JE
PERCENT MOISTURE D2216								
Percent Moisture	19.8	0		wt%	R168553	1	03/30/2010 19:00	AS

Qualifiers:

- * Value exceeds maximum contaminant level
- BRL Below reporting limit
- H Holding times for preparation or analysis exceeded
- N Analyte not NELAC certified
- B Analyte detected in the associated method blank
- > Greater than Result value
- E Estimated (value above quantitation range)
- S Spike Recovery outside limits due to matrix
- Narr See case narrative
- NC Not confirmed
- < Less than Result value

Analytical Environmental Services, Inc **Date:** 1-Apr-10

Client:	Peachtree Environmental	**Client Sample ID:**	WC-0310-SB-15-10
Project:	Woodall Creek	**Collection Date:**	3/24/2010 10:00:00 AM
Lab ID:	1003K58-006	**Matrix:**	Soil

Analyses	Result	Reporting Limit	Qual	Units	BatchID	Dilution Factor	Date Analyzed	Analyst
TCL VOLATILE ORGANICS SW8260B				**(SW5035)**				
1,1,1-Trichloroethane	BRL	0.0078		mg/Kg-dry	127292	1	03/31/2010 13:29	JE
1,1,2,2-Tetrachloroethane	BRL	0.0078		mg/Kg-dry	127292	1	03/31/2010 13:29	JE
1,1,2-Trichloroethane	BRL	0.0078		mg/Kg-dry	127292	1	03/31/2010 13:29	JE
1,1-Dichloroethane	BRL	0.0078		mg/Kg-dry	127292	1	03/31/2010 13:29	JE
1,1-Dichloroethene	BRL	0.0078		mg/Kg-dry	127292	1	03/31/2010 13:29	JE
1,2,4-Trichlorobenzene	BRL	0.0078		mg/Kg-dry	127292	1	03/31/2010 13:29	JE
1,2-Dibromo-3-chloropropane	BRL	0.0078		mg/Kg-dry	127292	1	03/31/2010 13:29	JE
1,2-Dibromoethane	BRL	0.0078		mg/Kg-dry	127292	1	03/31/2010 13:29	JE
1,2-Dichlorobenzene	BRL	0.0078		mg/Kg-dry	127292	1	03/31/2010 13:29	JE
1,2-Dichloroethane	BRL	0.0078		mg/Kg-dry	127292	1	03/31/2010 13:29	JE
1,2-Dichloropropane	BRL	0.0078		mg/Kg-dry	127292	1	03/31/2010 13:29	JE
1,3-Dichlorobenzene	BRL	0.0078		mg/Kg-dry	127292	1	03/31/2010 13:29	JE
1,4-Dichlorobenzene	BRL	0.0078		mg/Kg-dry	127292	1	03/31/2010 13:29	JE
2-Butanone	BRL	0.078		mg/Kg-dry	127292	1	03/31/2010 13:29	JE
2-Hexanone	BRL	0.016		mg/Kg-dry	127292	1	03/31/2010 13:29	JE
4-Methyl-2-pentanone	BRL	0.016		mg/Kg-dry	127292	1	03/31/2010 13:29	JE
Acetone	BRL	0.16		mg/Kg-dry	127292	1	03/31/2010 13:29	JE
Benzene	BRL	0.0078		mg/Kg-dry	127292	1	03/31/2010 13:29	JE
Bromodichloromethane	BRL	0.0078		mg/Kg-dry	127292	1	03/31/2010 13:29	JE
Bromoform	BRL	0.0078		mg/Kg-dry	127292	1	03/31/2010 13:29	JE
Bromomethane	BRL	0.0078		mg/Kg-dry	127292	1	03/31/2010 13:29	JE
Carbon disulfide	BRL	0.016		mg/Kg-dry	127292	1	03/31/2010 13:29	JE
Carbon tetrachloride	BRL	0.0078		mg/Kg-dry	127292	1	03/31/2010 13:29	JE
Chlorobenzene	BRL	0.0078		mg/Kg-dry	127292	1	03/31/2010 13:29	JE
Chloroethane	BRL	0.016		mg/Kg-dry	127292	1	03/31/2010 13:29	JE
Chloroform	BRL	0.0078		mg/Kg-dry	127292	1	03/31/2010 13:29	JE
Chloromethane	BRL	0.016		mg/Kg-dry	127292	1	03/31/2010 13:29	JE
cis-1,2-Dichloroethene	BRL	0.0078		mg/Kg-dry	127292	1	03/31/2010 13:29	JE
cis-1,3-Dichloropropene	BRL	0.0078		mg/Kg-dry	127292	1	03/31/2010 13:29	JE
Cyclohexane	BRL	0.0078		mg/Kg-dry	127292	1	03/31/2010 13:29	JE
Dibromochloromethane	BRL	0.0078		mg/Kg-dry	127292	1	03/31/2010 13:29	JE
Dichlorodifluoromethane	BRL	0.016		mg/Kg-dry	127292	1	03/31/2010 13:29	JE
Ethylbenzene	BRL	0.0078		mg/Kg-dry	127292	1	03/31/2010 13:29	JE
Freon-113	BRL	0.016		mg/Kg-dry	127292	1	03/31/2010 13:29	JE
Isopropylbenzene	BRL	0.0078		mg/Kg-dry	127292	1	03/31/2010 13:29	JE
m,p-Xylene	BRL	0.016		mg/Kg-dry	127292	1	03/31/2010 13:29	JE
Methyl acetate	BRL	0.0078		mg/Kg-dry	127292	1	03/31/2010 13:29	JE
Methyl tert-butyl ether	BRL	0.0078		mg/Kg-dry	127292	1	03/31/2010 13:29	JE
Methylcyclohexane	BRL	0.0078		mg/Kg-dry	127292	1	03/31/2010 13:29	JE
Methylene chloride	BRL	0.0078		mg/Kg-dry	127292	1	03/31/2010 13:29	JE
o-Xylene	BRL	0.0078		mg/Kg-dry	127292	1	03/31/2010 13:29	JE

Qualifiers:

- * Value exceeds maximum contaminant level
- BRL Below reporting limit
- H Holding times for preparation or analysis exceeded
- N Analyte not NELAC certified
- B Analyte detected in the associated method blank
- > Greater than Result value
- E Estimated (value above quantitation range)
- S Spike Recovery outside limits due to matrix
- Narr See case narrative
- NC Not confirmed
- < Less than Result value

Analytical Environmental Services, Inc **Date:** 1-Apr-10

Client:	Peachtree Environmental	**Client Sample ID:**	WC-0310-SB-15-10
Project:	Woodall Creek	**Collection Date:**	3/24/2010 10:00:00 AM
Lab ID:	1003K58-006	**Matrix:**	Soil

Analyses	Result	Reporting Limit	Qual	Units	BatchID	Dilution Factor	Date Analyzed	Analyst
TCL VOLATILE ORGANICS SW8260B				**(SW5035)**				
Styrene	BRL	0.0078		mg/Kg-dry	127292	1	03/31/2010 13:29	JE
Tetrachloroethene	BRL	0.0078		mg/Kg-dry	127292	1	03/31/2010 13:29	JE
Toluene	BRL	0.0078		mg/Kg-dry	127292	1	03/31/2010 13:29	JE
trans-1,2-Dichloroethene	BRL	0.0078		mg/Kg-dry	127292	1	03/31/2010 13:29	JE
trans-1,3-Dichloropropene	BRL	0.0078		mg/Kg-dry	127292	1	03/31/2010 13:29	JE
Trichloroethene	BRL	0.0078		mg/Kg-dry	127292	1	03/31/2010 13:29	JE
Trichlorofluoromethane	BRL	0.0078		mg/Kg-dry	127292	1	03/31/2010 13:29	JE
Vinyl chloride	BRL	0.016		mg/Kg-dry	127292	1	03/31/2010 13:29	JE
Surr: 4-Bromofluorobenzene	86	58.2-140		%REC	127292	1	03/31/2010 13:29	JE
Surr: Dibromofluoromethane	109	71.1-132		%REC	127292	1	03/31/2010 13:29	JE
Surr: Toluene-d8	88.7	77.6-119		%REC	127292	1	03/31/2010 13:29	JE
PERCENT MOISTURE D2216								
Percent Moisture	27.9	0		wt%	R168553	1	03/30/2010 19:00	AS

Qualifiers:

- * Value exceeds maximum contaminant level
- BRL Below reporting limit
- H Holding times for preparation or analysis exceeded
- N Analyte not NELAC certified
- B Analyte detected in the associated method blank
- > Greater than Result value
- E Estimated (value above quantitation range)
- S Spike Recovery outside limits due to matrix
- Narr See case narrative
- NC Not confirmed
- < Less than Result value

Analytical Environmental Services, Inc **Date:** 1-Apr-10

Client:	Peachtree Environmental	**Client Sample ID:**	WC-0310-SB-14-5
Project:	Woodall Creek	**Collection Date:**	3/24/2010 2:25:00 PM
Lab ID:	1003K58-007	**Matrix:**	Soil

Analyses	Result	Reporting Limit	Qual	Units	BatchID	Dilution Factor	Date Analyzed	Analyst
TCL VOLATILE ORGANICS SW8260B				**(SW5035)**				
1,1,1-Trichloroethane	BRL	0.0091		mg/Kg-dry	127292	1	03/31/2010 13:56	JE
1,1,2,2-Tetrachloroethane	BRL	0.0091		mg/Kg-dry	127292	1	03/31/2010 13:56	JE
1,1,2-Trichloroethane	BRL	0.0091		mg/Kg-dry	127292	1	03/31/2010 13:56	JE
1,1-Dichloroethane	BRL	0.0091		mg/Kg-dry	127292	1	03/31/2010 13:56	JE
1,1-Dichloroethene	BRL	0.0091		mg/Kg-dry	127292	1	03/31/2010 13:56	JE
1,2,4-Trichlorobenzene	BRL	0.0091		mg/Kg-dry	127292	1	03/31/2010 13:56	JE
1,2-Dibromo-3-chloropropane	BRL	0.0091		mg/Kg-dry	127292	1	03/31/2010 13:56	JE
1,2-Dibromoethane	BRL	0.0091		mg/Kg-dry	127292	1	03/31/2010 13:56	JE
1,2-Dichlorobenzene	BRL	0.0091		mg/Kg-dry	127292	1	03/31/2010 13:56	JE
1,2-Dichloroethane	BRL	0.0091		mg/Kg-dry	127292	1	03/31/2010 13:56	JE
1,2-Dichloropropane	BRL	0.0091		mg/Kg-dry	127292	1	03/31/2010 13:56	JE
1,3-Dichlorobenzene	BRL	0.0091		mg/Kg-dry	127292	1	03/31/2010 13:56	JE
1,4-Dichlorobenzene	BRL	0.0091		mg/Kg-dry	127292	1	03/31/2010 13:56	JE
2-Butanone	BRL	0.091		mg/Kg-dry	127292	1	03/31/2010 13:56	JE
2-Hexanone	BRL	0.018		mg/Kg-dry	127292	1	03/31/2010 13:56	JE
4-Methyl-2-pentanone	BRL	0.018		mg/Kg-dry	127292	1	03/31/2010 13:56	JE
Acetone	BRL	0.18		mg/Kg-dry	127292	1	03/31/2010 13:56	JE
Benzene	BRL	0.0091		mg/Kg-dry	127292	1	03/31/2010 13:56	JE
Bromodichloromethane	BRL	0.0091		mg/Kg-dry	127292	1	03/31/2010 13:56	JE
Bromoform	BRL	0.0091		mg/Kg-dry	127292	1	03/31/2010 13:56	JE
Bromomethane	BRL	0.0091		mg/Kg-dry	127292	1	03/31/2010 13:56	JE
Carbon disulfide	BRL	0.018		mg/Kg-dry	127292	1	03/31/2010 13:56	JE
Carbon tetrachloride	BRL	0.0091		mg/Kg-dry	127292	1	03/31/2010 13:56	JE
Chlorobenzene	BRL	0.0091		mg/Kg-dry	127292	1	03/31/2010 13:56	JE
Chloroethane	BRL	0.018		mg/Kg-dry	127292	1	03/31/2010 13:56	JE
Chloroform	BRL	0.0091		mg/Kg-dry	127292	1	03/31/2010 13:56	JE
Chloromethane	BRL	0.018		mg/Kg-dry	127292	1	03/31/2010 13:56	JE
cis-1,2-Dichloroethene	BRL	0.0091		mg/Kg-dry	127292	1	03/31/2010 13:56	JE
cis-1,3-Dichloropropene	BRL	0.0091		mg/Kg-dry	127292	1	03/31/2010 13:56	JE
Cyclohexane	BRL	0.0091		mg/Kg-dry	127292	1	03/31/2010 13:56	JE
Dibromochloromethane	BRL	0.0091		mg/Kg-dry	127292	1	03/31/2010 13:56	JE
Dichlorodifluoromethane	BRL	0.018		mg/Kg-dry	127292	1	03/31/2010 13:56	JE
Ethylbenzene	BRL	0.0091		mg/Kg-dry	127292	1	03/31/2010 13:56	JE
Freon-113	BRL	0.018		mg/Kg-dry	127292	1	03/31/2010 13:56	JE
Isopropylbenzene	BRL	0.0091		mg/Kg-dry	127292	1	03/31/2010 13:56	JE
m,p-Xylene	BRL	0.018		mg/Kg-dry	127292	1	03/31/2010 13:56	JE
Methyl acetate	BRL	0.0091		mg/Kg-dry	127292	1	03/31/2010 13:56	JE
Methyl tert-butyl ether	BRL	0.0091		mg/Kg-dry	127292	1	03/31/2010 13:56	JE
Methylcyclohexane	BRL	0.0091		mg/Kg-dry	127292	1	03/31/2010 13:56	JE
Methylene chloride	BRL	0.0091		mg/Kg-dry	127292	1	03/31/2010 13:56	JE
o-Xylene	BRL	0.0091		mg/Kg-dry	127292	1	03/31/2010 13:56	JE

Qualifiers:

- * Value exceeds maximum contaminant level
- BRL Below reporting limit
- H Holding times for preparation or analysis exceeded
- N Analyte not NELAC certified
- B Analyte detected in the associated method blank
- > Greater than Result value
- E Estimated (value above quantitation range)
- S Spike Recovery outside limits due to matrix
- Narr See case narrative
- NC Not confirmed
- < Less than Result value

Analytical Environmental Services, Inc **Date:** 1-Apr-10

Client:	Peachtree Environmental	**Client Sample ID:**	WC-0310-SB-14-5
Project:	Woodall Creek	**Collection Date:**	3/24/2010 2:25:00 PM
Lab ID:	1003K58-007	**Matrix:**	Soil

Analyses	Result	Reporting Limit	Qual	Units	BatchID	Dilution Factor	Date Analyzed	Analyst
TCL VOLATILE ORGANICS SW8260B				**(SW5035)**				
Styrene	BRL	0.0091		mg/Kg-dry	127292	1	03/31/2010 13:56	JE
Tetrachloroethene	BRL	0.0091		mg/Kg-dry	127292	1	03/31/2010 13:56	JE
Toluene	BRL	0.0091		mg/Kg-dry	127292	1	03/31/2010 13:56	JE
trans-1,2-Dichloroethene	BRL	0.0091		mg/Kg-dry	127292	1	03/31/2010 13:56	JE
trans-1,3-Dichloropropene	BRL	0.0091		mg/Kg-dry	127292	1	03/31/2010 13:56	JE
Trichloroethene	BRL	0.0091		mg/Kg-dry	127292	1	03/31/2010 13:56	JE
Trichlorofluoromethane	BRL	0.0091		mg/Kg-dry	127292	1	03/31/2010 13:56	JE
Vinyl chloride	BRL	0.018		mg/Kg-dry	127292	1	03/31/2010 13:56	JE
Surr: 4-Bromofluorobenzene	77.2	58.2-140		%REC	127292	1	03/31/2010 13:56	JE
Surr: Dibromofluoromethane	101	71.1-132		%REC	127292	1	03/31/2010 13:56	JE
Surr: Toluene-d8	90.7	77.6-119		%REC	127292	1	03/31/2010 13:56	JE
PERCENT MOISTURE D2216								
Percent Moisture	25.4	0		wt%	R168553	1	03/30/2010 19:00	AS

Qualifiers:

- * Value exceeds maximum contaminant level
- BRL Below reporting limit
- H Holding times for preparation or analysis exceeded
- N Analyte not NELAC certified
- B Analyte detected in the associated method blank
- > Greater than Result value
- E Estimated (value above quantitation range)
- S Spike Recovery outside limits due to matrix
- Narr See case narrative
- NC Not confirmed
- < Less than Result value

Analytical Environmental Services, Inc **Date:** 1-Apr-10

Client:	Peachtree Environmental	**Client Sample ID:**	WC-0310-SB-14-10
Project:	Woodall Creek	**Collection Date:**	3/24/2010 3:10:00 PM
Lab ID:	1003K58-008	**Matrix:**	Soil

Analyses	Result	Reporting Limit	Qual	Units	BatchID	Dilution Factor	Date Analyzed	Analyst
TCL VOLATILE ORGANICS SW8260B				**(SW5035)**				
1,1,1-Trichloroethane	BRL	0.0083		mg/Kg-dry	127292	1	03/31/2010 14:22	JE
1,1,2,2-Tetrachloroethane	BRL	0.0083		mg/Kg-dry	127292	1	03/31/2010 14:22	JE
1,1,2-Trichloroethane	BRL	0.0083		mg/Kg-dry	127292	1	03/31/2010 14:22	JE
1,1-Dichloroethane	BRL	0.0083		mg/Kg-dry	127292	1	03/31/2010 14:22	JE
1,1-Dichloroethene	BRL	0.0083		mg/Kg-dry	127292	1	03/31/2010 14:22	JE
1,2,4-Trichlorobenzene	BRL	0.0083		mg/Kg-dry	127292	1	03/31/2010 14:22	JE
1,2-Dibromo-3-chloropropane	BRL	0.0083		mg/Kg-dry	127292	1	03/31/2010 14:22	JE
1,2-Dibromoethane	BRL	0.0083		mg/Kg-dry	127292	1	03/31/2010 14:22	JE
1,2-Dichlorobenzene	BRL	0.0083		mg/Kg-dry	127292	1	03/31/2010 14:22	JE
1,2-Dichloroethane	BRL	0.0083		mg/Kg-dry	127292	1	03/31/2010 14:22	JE
1,2-Dichloropropane	BRL	0.0083		mg/Kg-dry	127292	1	03/31/2010 14:22	JE
1,3-Dichlorobenzene	BRL	0.0083		mg/Kg-dry	127292	1	03/31/2010 14:22	JE
1,4-Dichlorobenzene	BRL	0.0083		mg/Kg-dry	127292	1	03/31/2010 14:22	JE
2-Butanone	BRL	0.083		mg/Kg-dry	127292	1	03/31/2010 14:22	JE
2-Hexanone	BRL	0.017		mg/Kg-dry	127292	1	03/31/2010 14:22	JE
4-Methyl-2-pentanone	BRL	0.017		mg/Kg-dry	127292	1	03/31/2010 14:22	JE
Acetone	BRL	0.17		mg/Kg-dry	127292	1	03/31/2010 14:22	JE
Benzene	BRL	0.0083		mg/Kg-dry	127292	1	03/31/2010 14:22	JE
Bromodichloromethane	BRL	0.0083		mg/Kg-dry	127292	1	03/31/2010 14:22	JE
Bromoform	BRL	0.0083		mg/Kg-dry	127292	1	03/31/2010 14:22	JE
Bromomethane	BRL	0.0083		mg/Kg-dry	127292	1	03/31/2010 14:22	JE
Carbon disulfide	BRL	0.017		mg/Kg-dry	127292	1	03/31/2010 14:22	JE
Carbon tetrachloride	BRL	0.0083		mg/Kg-dry	127292	1	03/31/2010 14:22	JE
Chlorobenzene	BRL	0.0083		mg/Kg-dry	127292	1	03/31/2010 14:22	JE
Chloroethane	BRL	0.017		mg/Kg-dry	127292	1	03/31/2010 14:22	JE
Chloroform	BRL	0.0083		mg/Kg-dry	127292	1	03/31/2010 14:22	JE
Chloromethane	BRL	0.017		mg/Kg-dry	127292	1	03/31/2010 14:22	JE
cis-1,2-Dichloroethene	BRL	0.0083		mg/Kg-dry	127292	1	03/31/2010 14:22	JE
cis-1,3-Dichloropropene	BRL	0.0083		mg/Kg-dry	127292	1	03/31/2010 14:22	JE
Cyclohexane	BRL	0.0083		mg/Kg-dry	127292	1	03/31/2010 14:22	JE
Dibromochloromethane	BRL	0.0083		mg/Kg-dry	127292	1	03/31/2010 14:22	JE
Dichlorodifluoromethane	BRL	0.017		mg/Kg-dry	127292	1	03/31/2010 14:22	JE
Ethylbenzene	BRL	0.0083		mg/Kg-dry	127292	1	03/31/2010 14:22	JE
Freon-113	BRL	0.017		mg/Kg-dry	127292	1	03/31/2010 14:22	JE
Isopropylbenzene	BRL	0.0083		mg/Kg-dry	127292	1	03/31/2010 14:22	JE
m,p-Xylene	BRL	0.017		mg/Kg-dry	127292	1	03/31/2010 14:22	JE
Methyl acetate	BRL	0.0083		mg/Kg-dry	127292	1	03/31/2010 14:22	JE
Methyl tert-butyl ether	BRL	0.0083		mg/Kg-dry	127292	1	03/31/2010 14:22	JE
Methylcyclohexane	BRL	0.0083		mg/Kg-dry	127292	1	03/31/2010 14:22	JE
Methylene chloride	BRL	0.0083		mg/Kg-dry	127292	1	03/31/2010 14:22	JE
o-Xylene	BRL	0.0083		mg/Kg-dry	127292	1	03/31/2010 14:22	JE

Qualifiers:

- * Value exceeds maximum contaminant level
- BRL Below reporting limit
- H Holding times for preparation or analysis exceeded
- N Analyte not NELAC certified
- B Analyte detected in the associated method blank
- > Greater than Result value
- E Estimated (value above quantitation range)
- S Spike Recovery outside limits due to matrix
- Narr See case narrative
- NC Not confirmed
- < Less than Result value

Analytical Environmental Services, Inc **Date:** 1-Apr-10

Client:	Peachtree Environmental	**Client Sample ID:**	WC-0310-SB-14-10
Project:	Woodall Creek	**Collection Date:**	3/24/2010 3:10:00 PM
Lab ID:	1003K58-008	**Matrix:**	Soil

Analyses	Result	Reporting Limit	Qual	Units	BatchID	Dilution Factor	Date Analyzed	Analyst
TCL VOLATILE ORGANICS SW8260B				**(SW5035)**				
Styrene	BRL	0.0083		mg/Kg-dry	127292	1	03/31/2010 14:22	JE
Tetrachloroethene	BRL	0.0083		mg/Kg-dry	127292	1	03/31/2010 14:22	JE
Toluene	BRL	0.0083		mg/Kg-dry	127292	1	03/31/2010 14:22	JE
trans-1,2-Dichloroethene	BRL	0.0083		mg/Kg-dry	127292	1	03/31/2010 14:22	JE
trans-1,3-Dichloropropene	BRL	0.0083		mg/Kg-dry	127292	1	03/31/2010 14:22	JE
Trichloroethene	BRL	0.0083		mg/Kg-dry	127292	1	03/31/2010 14:22	JE
Trichlorofluoromethane	BRL	0.0083		mg/Kg-dry	127292	1	03/31/2010 14:22	JE
Vinyl chloride	BRL	0.017		mg/Kg-dry	127292	1	03/31/2010 14:22	JE
Surr: 4-Bromofluorobenzene	80.4	58.2-140		%REC	127292	1	03/31/2010 14:22	JE
Surr: Dibromofluoromethane	113	71.1-132		%REC	127292	1	03/31/2010 14:22	JE
Surr: Toluene-d8	90.8	77.6-119		%REC	127292	1	03/31/2010 14:22	JE
PERCENT MOISTURE D2216								
Percent Moisture	21.9	0		wt%	R168553	1	03/30/2010 19:00	AS

Qualifiers:

- * Value exceeds maximum contaminant level
- BRL Below reporting limit
- H Holding times for preparation or analysis exceeded
- N Analyte not NELAC certified
- B Analyte detected in the associated method blank
- > Greater than Result value
- E Estimated (value above quantitation range)
- S Spike Recovery outside limits due to matrix
- Narr See case narrative
- NC Not confirmed
- < Less than Result value

Analytical Environmental Services, Inc **Date:** 1-Apr-10

Client:	Peachtree Environmental	**Client Sample ID:**	WC-0310-SB-18-5
Project:	Woodall Creek	**Collection Date:**	3/25/2010 9:35:00 AM
Lab ID:	1003K58-009	**Matrix:**	Soil

Analyses	Result	Reporting Limit	Qual	Units	BatchID	Dilution Factor	Date Analyzed	Analyst
TCL VOLATILE ORGANICS SW8260B				**(SW5035)**				
1,1,1-Trichloroethane	BRL	0.0058		mg/Kg-dry	127292	1	03/31/2010 14:49	JE
1,1,2,2-Tetrachloroethane	BRL	0.0058		mg/Kg-dry	127292	1	03/31/2010 14:49	JE
1,1,2-Trichloroethane	BRL	0.0058		mg/Kg-dry	127292	1	03/31/2010 14:49	JE
1,1-Dichloroethane	BRL	0.0058		mg/Kg-dry	127292	1	03/31/2010 14:49	JE
1,1-Dichloroethene	BRL	0.0058		mg/Kg-dry	127292	1	03/31/2010 14:49	JE
1,2,4-Trichlorobenzene	BRL	0.0058		mg/Kg-dry	127292	1	03/31/2010 14:49	JE
1,2-Dibromo-3-chloropropane	BRL	0.0058		mg/Kg-dry	127292	1	03/31/2010 14:49	JE
1,2-Dibromoethane	BRL	0.0058		mg/Kg-dry	127292	1	03/31/2010 14:49	JE
1,2-Dichlorobenzene	BRL	0.0058		mg/Kg-dry	127292	1	03/31/2010 14:49	JE
1,2-Dichloroethane	BRL	0.0058		mg/Kg-dry	127292	1	03/31/2010 14:49	JE
1,2-Dichloropropane	BRL	0.0058		mg/Kg-dry	127292	1	03/31/2010 14:49	JE
1,3-Dichlorobenzene	BRL	0.0058		mg/Kg-dry	127292	1	03/31/2010 14:49	JE
1,4-Dichlorobenzene	BRL	0.0058		mg/Kg-dry	127292	1	03/31/2010 14:49	JE
2-Butanone	BRL	0.058		mg/Kg-dry	127292	1	03/31/2010 14:49	JE
2-Hexanone	BRL	0.012		mg/Kg-dry	127292	1	03/31/2010 14:49	JE
4-Methyl-2-pentanone	BRL	0.012		mg/Kg-dry	127292	1	03/31/2010 14:49	JE
Acetone	BRL	0.12		mg/Kg-dry	127292	1	03/31/2010 14:49	JE
Benzene	BRL	0.0058		mg/Kg-dry	127292	1	03/31/2010 14:49	JE
Bromodichloromethane	BRL	0.0058		mg/Kg-dry	127292	1	03/31/2010 14:49	JE
Bromoform	BRL	0.0058		mg/Kg-dry	127292	1	03/31/2010 14:49	JE
Bromomethane	BRL	0.0058		mg/Kg-dry	127292	1	03/31/2010 14:49	JE
Carbon disulfide	BRL	0.012		mg/Kg-dry	127292	1	03/31/2010 14:49	JE
Carbon tetrachloride	BRL	0.0058		mg/Kg-dry	127292	1	03/31/2010 14:49	JE
Chlorobenzene	BRL	0.0058		mg/Kg-dry	127292	1	03/31/2010 14:49	JE
Chloroethane	BRL	0.012		mg/Kg-dry	127292	1	03/31/2010 14:49	JE
Chloroform	BRL	0.0058		mg/Kg-dry	127292	1	03/31/2010 14:49	JE
Chloromethane	BRL	0.012		mg/Kg-dry	127292	1	03/31/2010 14:49	JE
cis-1,2-Dichloroethene	BRL	0.0058		mg/Kg-dry	127292	1	03/31/2010 14:49	JE
cis-1,3-Dichloropropene	BRL	0.0058		mg/Kg-dry	127292	1	03/31/2010 14:49	JE
Cyclohexane	BRL	0.0058		mg/Kg-dry	127292	1	03/31/2010 14:49	JE
Dibromochloromethane	BRL	0.0058		mg/Kg-dry	127292	1	03/31/2010 14:49	JE
Dichlorodifluoromethane	BRL	0.012		mg/Kg-dry	127292	1	03/31/2010 14:49	JE
Ethylbenzene	BRL	0.0058		mg/Kg-dry	127292	1	03/31/2010 14:49	JE
Freon-113	BRL	0.012		mg/Kg-dry	127292	1	03/31/2010 14:49	JE
Isopropylbenzene	BRL	0.0058		mg/Kg-dry	127292	1	03/31/2010 14:49	JE
m,p-Xylene	BRL	0.012		mg/Kg-dry	127292	1	03/31/2010 14:49	JE
Methyl acetate	BRL	0.0058		mg/Kg-dry	127292	1	03/31/2010 14:49	JE
Methyl tert-butyl ether	BRL	0.0058		mg/Kg-dry	127292	1	03/31/2010 14:49	JE
Methylcyclohexane	BRL	0.0058		mg/Kg-dry	127292	1	03/31/2010 14:49	JE
Methylene chloride	BRL	0.0058		mg/Kg-dry	127292	1	03/31/2010 14:49	JE
o-Xylene	BRL	0.0058		mg/Kg-dry	127292	1	03/31/2010 14:49	JE

Qualifiers:

- * Value exceeds maximum contaminant level
- BRL Below reporting limit
- H Holding times for preparation or analysis exceeded
- N Analyte not NELAC certified
- B Analyte detected in the associated method blank
- > Greater than Result value
- E Estimated (value above quantitation range)
- S Spike Recovery outside limits due to matrix
- Narr See case narrative
- NC Not confirmed
- < Less than Result value

Analytical Environmental Services, Inc **Date:** 1-Apr-10

Client:	Peachtree Environmental	**Client Sample ID:**	WC-0310-SB-18-5
Project:	Woodall Creek	**Collection Date:**	3/25/2010 9:35:00 AM
Lab ID:	1003K58-009	**Matrix:**	Soil

Analyses	Result	Reporting Limit	Qual	Units	BatchID	Dilution Factor	Date Analyzed	Analyst
TCL VOLATILE ORGANICS SW8260B				**(SW5035)**				
Styrene	BRL	0.0058		mg/Kg-dry	127292	1	03/31/2010 14:49	JE
Tetrachloroethene	0.042	0.0058		mg/Kg-dry	127292	1	03/31/2010 14:49	JE
Toluene	BRL	0.0058		mg/Kg-dry	127292	1	03/31/2010 14:49	JE
trans-1,2-Dichloroethene	BRL	0.0058		mg/Kg-dry	127292	1	03/31/2010 14:49	JE
trans-1,3-Dichloropropene	BRL	0.0058		mg/Kg-dry	127292	1	03/31/2010 14:49	JE
Trichloroethene	BRL	0.0058		mg/Kg-dry	127292	1	03/31/2010 14:49	JE
Trichlorofluoromethane	BRL	0.0058		mg/Kg-dry	127292	1	03/31/2010 14:49	JE
Vinyl chloride	BRL	0.012		mg/Kg-dry	127292	1	03/31/2010 14:49	JE
Surr: 4-Bromofluorobenzene	78.6	58.2-140		%REC	127292	1	03/31/2010 14:49	JE
Surr: Dibromofluoromethane	123	71.1-132		%REC	127292	1	03/31/2010 14:49	JE
Surr: Toluene-d8	97.5	77.6-119		%REC	127292	1	03/31/2010 14:49	JE
PERCENT MOISTURE D2216								
Percent Moisture	15.3	0		wt%	R168553	1	03/30/2010 19:00	AS

Qualifiers:

- * Value exceeds maximum contaminant level
- BRL Below reporting limit
- H Holding times for preparation or analysis exceeded
- N Analyte not NELAC certified
- B Analyte detected in the associated method blank
- > Greater than Result value
- E Estimated (value above quantitation range)
- S Spike Recovery outside limits due to matrix
- Narr See case narrative
- NC Not confirmed
- < Less than Result value

Analytical Environmental Services, Inc **Date:** 1-Apr-10

Client:	Peachtree Environmental	**Client Sample ID:**	WC-0310-SB-18-10
Project:	Woodall Creek	**Collection Date:**	3/25/2010 9:45:00 AM
Lab ID:	1003K58-010	**Matrix:**	Soil

Analyses	Result	Reporting Limit	Qual	Units	BatchID	Dilution Factor	Date Analyzed	Analyst
TCL VOLATILE ORGANICS SW8260B				**(SW5035)**				
1,1,1-Trichloroethane	BRL	0.0084		mg/Kg-dry	127292	1	03/31/2010 15:15	JE
1,1,2,2-Tetrachloroethane	BRL	0.0084		mg/Kg-dry	127292	1	03/31/2010 15:15	JE
1,1,2-Trichloroethane	BRL	0.0084		mg/Kg-dry	127292	1	03/31/2010 15:15	JE
1,1-Dichloroethane	BRL	0.0084		mg/Kg-dry	127292	1	03/31/2010 15:15	JE
1,1-Dichloroethene	BRL	0.0084		mg/Kg-dry	127292	1	03/31/2010 15:15	JE
1,2,4-Trichlorobenzene	BRL	0.0084		mg/Kg-dry	127292	1	03/31/2010 15:15	JE
1,2-Dibromo-3-chloropropane	BRL	0.0084		mg/Kg-dry	127292	1	03/31/2010 15:15	JE
1,2-Dibromoethane	BRL	0.0084		mg/Kg-dry	127292	1	03/31/2010 15:15	JE
1,2-Dichlorobenzene	BRL	0.0084		mg/Kg-dry	127292	1	03/31/2010 15:15	JE
1,2-Dichloroethane	BRL	0.0084		mg/Kg-dry	127292	1	03/31/2010 15:15	JE
1,2-Dichloropropane	BRL	0.0084		mg/Kg-dry	127292	1	03/31/2010 15:15	JE
1,3-Dichlorobenzene	BRL	0.0084		mg/Kg-dry	127292	1	03/31/2010 15:15	JE
1,4-Dichlorobenzene	BRL	0.0084		mg/Kg-dry	127292	1	03/31/2010 15:15	JE
2-Butanone	BRL	0.084		mg/Kg-dry	127292	1	03/31/2010 15:15	JE
2-Hexanone	BRL	0.017		mg/Kg-dry	127292	1	03/31/2010 15:15	JE
4-Methyl-2-pentanone	BRL	0.017		mg/Kg-dry	127292	1	03/31/2010 15:15	JE
Acetone	BRL	0.17		mg/Kg-dry	127292	1	03/31/2010 15:15	JE
Benzene	BRL	0.0084		mg/Kg-dry	127292	1	03/31/2010 15:15	JE
Bromodichloromethane	BRL	0.0084		mg/Kg-dry	127292	1	03/31/2010 15:15	JE
Bromoform	BRL	0.0084		mg/Kg-dry	127292	1	03/31/2010 15:15	JE
Bromomethane	BRL	0.0084		mg/Kg-dry	127292	1	03/31/2010 15:15	JE
Carbon disulfide	BRL	0.017		mg/Kg-dry	127292	1	03/31/2010 15:15	JE
Carbon tetrachloride	BRL	0.0084		mg/Kg-dry	127292	1	03/31/2010 15:15	JE
Chlorobenzene	BRL	0.0084		mg/Kg-dry	127292	1	03/31/2010 15:15	JE
Chloroethane	BRL	0.017		mg/Kg-dry	127292	1	03/31/2010 15:15	JE
Chloroform	BRL	0.0084		mg/Kg-dry	127292	1	03/31/2010 15:15	JE
Chloromethane	BRL	0.017		mg/Kg-dry	127292	1	03/31/2010 15:15	JE
cis-1,2-Dichloroethene	0.036	0.0084		mg/Kg-dry	127292	1	03/31/2010 15:15	JE
cis-1,3-Dichloropropene	BRL	0.0084		mg/Kg-dry	127292	1	03/31/2010 15:15	JE
Cyclohexane	BRL	0.0084		mg/Kg-dry	127292	1	03/31/2010 15:15	JE
Dibromochloromethane	BRL	0.0084		mg/Kg-dry	127292	1	03/31/2010 15:15	JE
Dichlorodifluoromethane	BRL	0.017		mg/Kg-dry	127292	1	03/31/2010 15:15	JE
Ethylbenzene	BRL	0.0084		mg/Kg-dry	127292	1	03/31/2010 15:15	JE
Freon-113	BRL	0.017		mg/Kg-dry	127292	1	03/31/2010 15:15	JE
Isopropylbenzene	BRL	0.0084		mg/Kg-dry	127292	1	03/31/2010 15:15	JE
m,p-Xylene	BRL	0.017		mg/Kg-dry	127292	1	03/31/2010 15:15	JE
Methyl acetate	BRL	0.0084		mg/Kg-dry	127292	1	03/31/2010 15:15	JE
Methyl tert-butyl ether	BRL	0.0084		mg/Kg-dry	127292	1	03/31/2010 15:15	JE
Methylcyclohexane	BRL	0.0084		mg/Kg-dry	127292	1	03/31/2010 15:15	JE
Methylene chloride	BRL	0.0084		mg/Kg-dry	127292	1	03/31/2010 15:15	JE
o-Xylene	BRL	0.0084		mg/Kg-dry	127292	1	03/31/2010 15:15	JE

Qualifiers:

- * Value exceeds maximum contaminant level
- BRL Below reporting limit
- H Holding times for preparation or analysis exceeded
- N Analyte not NELAC certified
- B Analyte detected in the associated method blank
- > Greater than Result value
- E Estimated (value above quantitation range)
- S Spike Recovery outside limits due to matrix
- Narr See case narrative
- NC Not confirmed
- < Less than Result value

Analytical Environmental Services, Inc **Date:** 1-Apr-10

Client:	Peachtree Environmental	**Client Sample ID:**	WC-0310-SB-18-10
Project:	Woodall Creek	**Collection Date:**	3/25/2010 9:45:00 AM
Lab ID:	1003K58-010	**Matrix:**	Soil

Analyses	Result	Reporting Limit	Qual	Units	BatchID	Dilution Factor	Date Analyzed	Analyst
TCL VOLATILE ORGANICS SW8260B				**(SW5035)**				
Styrene	BRL	0.0084		mg/Kg-dry	127292	1	03/31/2010 15:15	JE
Tetrachloroethene	0.041	0.0084		mg/Kg-dry	127292	1	03/31/2010 15:15	JE
Toluene	BRL	0.0084		mg/Kg-dry	127292	1	03/31/2010 15:15	JE
trans-1,2-Dichloroethene	BRL	0.0084		mg/Kg-dry	127292	1	03/31/2010 15:15	JE
trans-1,3-Dichloropropene	BRL	0.0084		mg/Kg-dry	127292	1	03/31/2010 15:15	JE
Trichloroethene	0.018	0.0084		mg/Kg-dry	127292	1	03/31/2010 15:15	JE
Trichlorofluoromethane	BRL	0.0084		mg/Kg-dry	127292	1	03/31/2010 15:15	JE
Vinyl chloride	BRL	0.017		mg/Kg-dry	127292	1	03/31/2010 15:15	JE
Surr: 4-Bromofluorobenzene	85.6	58.2-140		%REC	127292	1	03/31/2010 15:15	JE
Surr: Dibromofluoromethane	107	71.1-132		%REC	127292	1	03/31/2010 15:15	JE
Surr: Toluene-d8	87.3	77.6-119		%REC	127292	1	03/31/2010 15:15	JE
PERCENT MOISTURE D2216								
Percent Moisture	25.4	0		wt%	R168553	1	03/30/2010 19:00	AS

Qualifiers:

*	Value exceeds maximum contaminant level	E	Estimated (value above quantitation range)
BRL	Below reporting limit	S	Spike Recovery outside limits due to matrix
H	Holding times for preparation or analysis exceeded	Narr	See case narrative
N	Analyte not NELAC certified	NC	Not confirmed
B	Analyte detected in the associated method blank	<	Less than Result value
>	Greater than Result value		

Analytical Environmental Services, Inc **Date:** 1-Apr-10

Client:	Peachtree Environmental	**Client Sample ID:**	WC-0310-SB-19-5
Project:	Woodall Creek	**Collection Date:**	3/25/2010 1:40:00 PM
Lab ID:	1003K58-011	**Matrix:**	Soil

Analyses	Result	Reporting Limit	Qual	Units	BatchID	Dilution Factor	Date Analyzed	Analyst
TCL VOLATILE ORGANICS SW8260B				**(SW5035)**				
1,1,1-Trichloroethane	BRL	0.0081		mg/Kg-dry	127292	1	03/31/2010 15:19	JC
1,1,2,2-Tetrachloroethane	BRL	0.0081		mg/Kg-dry	127292	1	03/31/2010 15:19	JC
1,1,2-Trichloroethane	BRL	0.0081		mg/Kg-dry	127292	1	03/31/2010 15:19	JC
1,1-Dichloroethane	BRL	0.0081		mg/Kg-dry	127292	1	03/31/2010 15:19	JC
1,1-Dichloroethene	BRL	0.0081		mg/Kg-dry	127292	1	03/31/2010 15:19	JC
1,2,4-Trichlorobenzene	BRL	0.0081		mg/Kg-dry	127292	1	03/31/2010 15:19	JC
1,2-Dibromo-3-chloropropane	BRL	0.0081		mg/Kg-dry	127292	1	03/31/2010 15:19	JC
1,2-Dibromoethane	BRL	0.0081		mg/Kg-dry	127292	1	03/31/2010 15:19	JC
1,2-Dichlorobenzene	BRL	0.0081		mg/Kg-dry	127292	1	03/31/2010 15:19	JC
1,2-Dichloroethane	BRL	0.0081		mg/Kg-dry	127292	1	03/31/2010 15:19	JC
1,2-Dichloropropane	BRL	0.0081		mg/Kg-dry	127292	1	03/31/2010 15:19	JC
1,3-Dichlorobenzene	BRL	0.0081		mg/Kg-dry	127292	1	03/31/2010 15:19	JC
1,4-Dichlorobenzene	BRL	0.0081		mg/Kg-dry	127292	1	03/31/2010 15:19	JC
2-Butanone	BRL	0.081		mg/Kg-dry	127292	1	03/31/2010 15:19	JC
2-Hexanone	BRL	0.016		mg/Kg-dry	127292	1	03/31/2010 15:19	JC
4-Methyl-2-pentanone	BRL	0.016		mg/Kg-dry	127292	1	03/31/2010 15:19	JC
Acetone	BRL	0.16		mg/Kg-dry	127292	1	03/31/2010 15:19	JC
Benzene	BRL	0.0081		mg/Kg-dry	127292	1	03/31/2010 15:19	JC
Bromodichloromethane	BRL	0.0081		mg/Kg-dry	127292	1	03/31/2010 15:19	JC
Bromoform	BRL	0.0081		mg/Kg-dry	127292	1	03/31/2010 15:19	JC
Bromomethane	BRL	0.0081		mg/Kg-dry	127292	1	03/31/2010 15:19	JC
Carbon disulfide	BRL	0.016		mg/Kg-dry	127292	1	03/31/2010 15:19	JC
Carbon tetrachloride	BRL	0.0081		mg/Kg-dry	127292	1	03/31/2010 15:19	JC
Chlorobenzene	BRL	0.0081		mg/Kg-dry	127292	1	03/31/2010 15:19	JC
Chloroethane	BRL	0.016		mg/Kg-dry	127292	1	03/31/2010 15:19	JC
Chloroform	BRL	0.0081		mg/Kg-dry	127292	1	03/31/2010 15:19	JC
Chloromethane	BRL	0.016		mg/Kg-dry	127292	1	03/31/2010 15:19	JC
cis-1,2-Dichloroethene	BRL	0.0081		mg/Kg-dry	127292	1	03/31/2010 15:19	JC
cis-1,3-Dichloropropene	BRL	0.0081		mg/Kg-dry	127292	1	03/31/2010 15:19	JC
Cyclohexane	BRL	0.0081		mg/Kg-dry	127292	1	03/31/2010 15:19	JC
Dibromochloromethane	BRL	0.0081		mg/Kg-dry	127292	1	03/31/2010 15:19	JC
Dichlorodifluoromethane	BRL	0.016		mg/Kg-dry	127292	1	03/31/2010 15:19	JC
Ethylbenzene	BRL	0.0081		mg/Kg-dry	127292	1	03/31/2010 15:19	JC
Freon-113	BRL	0.016		mg/Kg-dry	127292	1	03/31/2010 15:19	JC
Isopropylbenzene	BRL	0.0081		mg/Kg-dry	127292	1	03/31/2010 15:19	JC
m,p-Xylene	BRL	0.016		mg/Kg-dry	127292	1	03/31/2010 15:19	JC
Methyl acetate	BRL	0.0081		mg/Kg-dry	127292	1	03/31/2010 15:19	JC
Methyl tert-butyl ether	BRL	0.0081		mg/Kg-dry	127292	1	03/31/2010 15:19	JC
Methylcyclohexane	BRL	0.0081		mg/Kg-dry	127292	1	03/31/2010 15:19	JC
Methylene chloride	BRL	0.0081		mg/Kg-dry	127292	1	03/31/2010 15:19	JC
o-Xylene	BRL	0.0081		mg/Kg-dry	127292	1	03/31/2010 15:19	JC

Qualifiers:

- * Value exceeds maximum contaminant level
- BRL Below reporting limit
- H Holding times for preparation or analysis exceeded
- N Analyte not NELAC certified
- B Analyte detected in the associated method blank
- > Greater than Result value
- E Estimated (value above quantitation range)
- S Spike Recovery outside limits due to matrix
- Narr See case narrative
- NC Not confirmed
- < Less than Result value

Analytical Environmental Services, Inc **Date:** 1-Apr-10

Client:	Peachtree Environmental	**Client Sample ID:**	WC-0310-SB-19-5
Project:	Woodall Creek	**Collection Date:**	3/25/2010 1:40:00 PM
Lab ID:	1003K58-011	**Matrix:**	Soil

Analyses	Result	Reporting Limit	Qual	Units	BatchID	Dilution Factor	Date Analyzed	Analyst
TCL VOLATILE ORGANICS SW8260B				**(SW5035)**				
Styrene	BRL	0.0081		mg/Kg-dry	127292	1	03/31/2010 15:19	JC
Tetrachloroethene	BRL	0.0081		mg/Kg-dry	127292	1	03/31/2010 15:19	JC
Toluene	BRL	0.0081		mg/Kg-dry	127292	1	03/31/2010 15:19	JC
trans-1,2-Dichloroethene	BRL	0.0081		mg/Kg-dry	127292	1	03/31/2010 15:19	JC
trans-1,3-Dichloropropene	BRL	0.0081		mg/Kg-dry	127292	1	03/31/2010 15:19	JC
Trichloroethene	BRL	0.0081		mg/Kg-dry	127292	1	03/31/2010 15:19	JC
Trichlorofluoromethane	BRL	0.0081		mg/Kg-dry	127292	1	03/31/2010 15:19	JC
Vinyl chloride	BRL	0.016		mg/Kg-dry	127292	1	03/31/2010 15:19	JC
Surr: 4-Bromofluorobenzene	101	58.2-140		%REC	127292	1	03/31/2010 15:19	JC
Surr: Dibromofluoromethane	102	71.1-132		%REC	127292	1	03/31/2010 15:19	JC
Surr: Toluene-d8	96.5	77.6-119		%REC	127292	1	03/31/2010 15:19	JC
PERCENT MOISTURE D2216								
Percent Moisture	24.6	0		wt%	R168553	1	03/30/2010 19:00	AS

Qualifiers:

- * Value exceeds maximum contaminant level
- BRL Below reporting limit
- H Holding times for preparation or analysis exceeded
- N Analyte not NELAC certified
- B Analyte detected in the associated method blank
- > Greater than Result value
- E Estimated (value above quantitation range)
- S Spike Recovery outside limits due to matrix
- Narr See case narrative
- NC Not confirmed
- < Less than Result value

Analytical Environmental Services, Inc **Date:** 1-Apr-10

Client:	Peachtree Environmental	**Client Sample ID:**	WC-0310-SB-19-10
Project:	Woodall Creek	**Collection Date:**	3/25/2010 1:50:00 PM
Lab ID:	1003K58-012	**Matrix:**	Soil

Analyses	Result	Reporting Limit	Qual	Units	BatchID	Dilution Factor	Date Analyzed	Analyst
TCL VOLATILE ORGANICS SW8260B				**(SW5035)**				
1,1,1-Trichloroethane	BRL	0.0084		mg/Kg-dry	127292	1	03/31/2010 15:45	JC
1,1,2,2-Tetrachloroethane	BRL	0.0084		mg/Kg-dry	127292	1	03/31/2010 15:45	JC
1,1,2-Trichloroethane	BRL	0.0084		mg/Kg-dry	127292	1	03/31/2010 15:45	JC
1,1-Dichloroethane	BRL	0.0084		mg/Kg-dry	127292	1	03/31/2010 15:45	JC
1,1-Dichloroethene	BRL	0.0084		mg/Kg-dry	127292	1	03/31/2010 15:45	JC
1,2,4-Trichlorobenzene	BRL	0.0084		mg/Kg-dry	127292	1	03/31/2010 15:45	JC
1,2-Dibromo-3-chloropropane	BRL	0.0084		mg/Kg-dry	127292	1	03/31/2010 15:45	JC
1,2-Dibromoethane	BRL	0.0084		mg/Kg-dry	127292	1	03/31/2010 15:45	JC
1,2-Dichlorobenzene	BRL	0.0084		mg/Kg-dry	127292	1	03/31/2010 15:45	JC
1,2-Dichloroethane	BRL	0.0084		mg/Kg-dry	127292	1	03/31/2010 15:45	JC
1,2-Dichloropropane	BRL	0.0084		mg/Kg-dry	127292	1	03/31/2010 15:45	JC
1,3-Dichlorobenzene	BRL	0.0084		mg/Kg-dry	127292	1	03/31/2010 15:45	JC
1,4-Dichlorobenzene	BRL	0.0084		mg/Kg-dry	127292	1	03/31/2010 15:45	JC
2-Butanone	BRL	0.084		mg/Kg-dry	127292	1	03/31/2010 15:45	JC
2-Hexanone	BRL	0.017		mg/Kg-dry	127292	1	03/31/2010 15:45	JC
4-Methyl-2-pentanone	BRL	0.017		mg/Kg-dry	127292	1	03/31/2010 15:45	JC
Acetone	BRL	0.17		mg/Kg-dry	127292	1	03/31/2010 15:45	JC
Benzene	BRL	0.0084		mg/Kg-dry	127292	1	03/31/2010 15:45	JC
Bromodichloromethane	BRL	0.0084		mg/Kg-dry	127292	1	03/31/2010 15:45	JC
Bromoform	BRL	0.0084		mg/Kg-dry	127292	1	03/31/2010 15:45	JC
Bromomethane	BRL	0.0084		mg/Kg-dry	127292	1	03/31/2010 15:45	JC
Carbon disulfide	BRL	0.017		mg/Kg-dry	127292	1	03/31/2010 15:45	JC
Carbon tetrachloride	BRL	0.0084		mg/Kg-dry	127292	1	03/31/2010 15:45	JC
Chlorobenzene	BRL	0.0084		mg/Kg-dry	127292	1	03/31/2010 15:45	JC
Chloroethane	BRL	0.017		mg/Kg-dry	127292	1	03/31/2010 15:45	JC
Chloroform	BRL	0.0084		mg/Kg-dry	127292	1	03/31/2010 15:45	JC
Chloromethane	BRL	0.017		mg/Kg-dry	127292	1	03/31/2010 15:45	JC
cis-1,2-Dichloroethene	BRL	0.0084		mg/Kg-dry	127292	1	03/31/2010 15:45	JC
cis-1,3-Dichloropropene	BRL	0.0084		mg/Kg-dry	127292	1	03/31/2010 15:45	JC
Cyclohexane	BRL	0.0084		mg/Kg-dry	127292	1	03/31/2010 15:45	JC
Dibromochloromethane	BRL	0.0084		mg/Kg-dry	127292	1	03/31/2010 15:45	JC
Dichlorodifluoromethane	BRL	0.017		mg/Kg-dry	127292	1	03/31/2010 15:45	JC
Ethylbenzene	BRL	0.0084		mg/Kg-dry	127292	1	03/31/2010 15:45	JC
Freon-113	BRL	0.017		mg/Kg-dry	127292	1	03/31/2010 15:45	JC
Isopropylbenzene	BRL	0.0084		mg/Kg-dry	127292	1	03/31/2010 15:45	JC
m,p-Xylene	BRL	0.017		mg/Kg-dry	127292	1	03/31/2010 15:45	JC
Methyl acetate	BRL	0.0084		mg/Kg-dry	127292	1	03/31/2010 15:45	JC
Methyl tert-butyl ether	BRL	0.0084		mg/Kg-dry	127292	1	03/31/2010 15:45	JC
Methylcyclohexane	BRL	0.0084		mg/Kg-dry	127292	1	03/31/2010 15:45	JC
Methylene chloride	BRL	0.0084		mg/Kg-dry	127292	1	03/31/2010 15:45	JC
o-Xylene	BRL	0.0084		mg/Kg-dry	127292	1	03/31/2010 15:45	JC

Qualifiers:

- * Value exceeds maximum contaminant level
- BRL Below reporting limit
- H Holding times for preparation or analysis exceeded
- N Analyte not NELAC certified
- B Analyte detected in the associated method blank
- > Greater than Result value
- E Estimated (value above quantitation range)
- S Spike Recovery outside limits due to matrix
- Narr See case narrative
- NC Not confirmed
- < Less than Result value

Analytical Environmental Services, Inc **Date:** 1-Apr-10

Client:	Peachtree Environmental	**Client Sample ID:**	WC-0310-SB-19-10
Project:	Woodall Creek	**Collection Date:**	3/25/2010 1:50:00 PM
Lab ID:	1003K58-012	**Matrix:**	Soil

Analyses	Result	Reporting Limit	Qual	Units	BatchID	Dilution Factor	Date Analyzed	Analyst
TCL VOLATILE ORGANICS SW8260B				**(SW5035)**				
Styrene	BRL	0.0084		mg/Kg-dry	127292	1	03/31/2010 15:45	JC
Tetrachloroethene	BRL	0.0084		mg/Kg-dry	127292	1	03/31/2010 15:45	JC
Toluene	BRL	0.0084		mg/Kg-dry	127292	1	03/31/2010 15:45	JC
trans-1,2-Dichloroethene	BRL	0.0084		mg/Kg-dry	127292	1	03/31/2010 15:45	JC
trans-1,3-Dichloropropene	BRL	0.0084		mg/Kg-dry	127292	1	03/31/2010 15:45	JC
Trichloroethene	BRL	0.0084		mg/Kg-dry	127292	1	03/31/2010 15:45	JC
Trichlorofluoromethane	BRL	0.0084		mg/Kg-dry	127292	1	03/31/2010 15:45	JC
Vinyl chloride	BRL	0.017		mg/Kg-dry	127292	1	03/31/2010 15:45	JC
Surr: 4-Bromofluorobenzene	99.7	58.2-140		%REC	127292	1	03/31/2010 15:45	JC
Surr: Dibromofluoromethane	100	71.1-132		%REC	127292	1	03/31/2010 15:45	JC
Surr: Toluene-d8	94.2	77.6-119		%REC	127292	1	03/31/2010 15:45	JC
PERCENT MOISTURE D2216								
Percent Moisture	15.6	0		wt%	R168553	1	03/30/2010 19:00	AS

Qualifiers:

*	Value exceeds maximum contaminant level	E	Estimated (value above quantitation range)
BRL	Below reporting limit	S	Spike Recovery outside limits due to matrix
H	Holding times for preparation or analysis exceeded	Narr	See case narrative
N	Analyte not NELAC certified	NC	Not confirmed
B	Analyte detected in the associated method blank	<	Less than Result value
>	Greater than Result value		

Analytical Environmental Services, Inc.

Sample/Cooler Receipt Checklist

Client Peachtree city Work Order Number 1003K58

Checklist completed by M.2 3/25/10
Signature Date

Carrier name: FedEx __ UPS __ Courier __ Client ✓ US Mail __ Other _____

Shipping container/cooler in good condition? Yes ✓ No __ Not Present __

Custody seals intact on shipping container/cooler? Yes __ No __ Not Present ✓

Custody seals intact on sample bottles? Yes __ No __ Not Present ✓

Container/Temp Blank temperature in compliance? (4°C±2)* Yes ✓ No __

Cooler #1 3.6°C Cooler #2 _____ Cooler #3 _____ Cooler #4 _____ Cooler#5 _____ Cooler #6 _____

Chain of custody present? Yes ✓ No __

Chain of custody signed when relinquished and received? Yes ✓ No __

Chain of custody agrees with sample labels? Yes ✓ No __

Samples in proper container/bottle? Yes ✓ No __

Sample containers intact? Yes ✓ No __

Sufficient sample volume for indicated test? Yes ✓ No __

All samples received within holding time? Yes ✓ No __

Was TAT marked on the COC? Yes ✓ No __

Proceed with Standard TAT as per project history? Yes __ No __ Not Applicable ✓

Water - VOA vials have zero headspace? No VOA vials submitted ✓ Yes __ No __

Water - pH acceptable upon receipt? Yes __ No __ Not Applicable ✓

Adjusted? _____ Checked by _____

Sample Condition: Good ✓ Other(Explain) _____

(For diffusive samples or AIHA lead) Is a known blank included? Yes __ No ✓

See Case Narrative for resolution of the Non-Conformance.

* Samples do not have to comply with the given range for certain parameters.

\L\Quality Assurance\Checklists Procedures Sign-Off Templates\Checklists\Sample Receipt Checklists\Sample_Cooler_Receipt_Checklist

Analytical Environmental Services, Inc

Date: 1-Apr-10

Client: Peachtree Environmental
Project: Woodall Creek
Lab Order: 1003K58

Dates Report

Lab Sample ID	Client Sample ID	Collection Date	Matrix	Test Name	TCLP Date	Prep Date	Analysis Date
1003K58-001A	WC-0310-SB-16-5	3/23/2010 9:50:00AM	Soil	TCL VOLATILE ORGANICS		03/31/2010	03/31/2010
1003K58-001B	WC-0310-SB-16-5	3/23/2010 9:50:00AM	Soil	PERCENT MOISTURE			03/30/2010
1003K58-002A	WC-0310-SB-16-15	3/23/2010 10:50:00AM	Soil	TCL VOLATILE ORGANICS		03/31/2010	03/31/2010
1003K58-002B	WC-0310-SB-16-15	3/23/2010 10:50:00AM	Soil	PERCENT MOISTURE			03/30/2010
1003K58-003A	WC-0310-SB-17-5	3/23/2010 2:30:00PM	Soil	TCL VOLATILE ORGANICS		03/31/2010	03/31/2010
1003K58-003B	WC-0310-SB-17-5	3/23/2010 2:30:00PM	Soil	PERCENT MOISTURE			03/30/2010
1003K58-004A	WC-0310-SB-17-10	3/23/2010 3:45:00PM	Soil	TCL VOLATILE ORGANICS		03/31/2010	03/31/2010
1003K58-004B	WC-0310-SB-17-10	3/23/2010 3:45:00PM	Soil	PERCENT MOISTURE			03/30/2010
1003K58-005A	WC-0310-SB-15-5	3/24/2010 9:50:00AM	Soil	TCL VOLATILE ORGANICS		03/31/2010	03/31/2010
1003K58-005B	WC-0310-SB-15-5	3/24/2010 9:50:00AM	Soil	PERCENT MOISTURE			03/30/2010
1003K58-006A	WC-0310-SB-15-10	3/24/2010 10:00:00AM	Soil	TCL VOLATILE ORGANICS		03/31/2010	03/31/2010
1003K58-006B	WC-0310-SB-15-10	3/24/2010 10:00:00AM	Soil	PERCENT MOISTURE			03/30/2010
1003K58-007A	WC-0310-SB-14-5	3/24/2010 2:25:00PM	Soil	TCL VOLATILE ORGANICS		03/31/2010	03/31/2010
1003K58-007B	WC-0310-SB-14-5	3/24/2010 2:25:00PM	Soil	PERCENT MOISTURE			03/30/2010
1003K58-008A	WC-0310-SB-14-10	3/24/2010 3:10:00PM	Soil	TCL VOLATILE ORGANICS		03/31/2010	03/31/2010
1003K58-008B	WC-0310-SB-14-10	3/24/2010 3:10:00PM	Soil	PERCENT MOISTURE			03/30/2010
1003K58-009A	WC-0310-SB-18-5	3/25/2010 9:35:00AM	Soil	TCL VOLATILE ORGANICS		03/31/2010	03/31/2010
1003K58-009B	WC-0310-SB-18-5	3/25/2010 9:35:00AM	Soil	PERCENT MOISTURE			03/30/2010
1003K58-010A	WC-0310-SB-18-10	3/25/2010 9:45:00AM	Soil	TCL VOLATILE ORGANICS		03/31/2010	03/31/2010
1003K58-010B	WC-0310-SB-18-10	3/25/2010 9:45:00AM	Soil	PERCENT MOISTURE			03/30/2010
1003K58-011A	WC-0310-SB-19-5	3/25/2010 1:40:00PM	Soil	TCL VOLATILE ORGANICS		03/31/2010	03/31/2010
1003K58-011B	WC-0310-SB-19-5	3/25/2010 1:40:00PM	Soil	PERCENT MOISTURE			03/30/2010
1003K58-012A	WC-0310-SB-19-10	3/25/2010 1:50:00PM	Soil	TCL VOLATILE ORGANICS		03/31/2010	03/31/2010
1003K58-012B	WC-0310-SB-19-10	3/25/2010 1:50:00PM	Soil	PERCENT MOISTURE			03/30/2010

Client: Peachtree Environmental
Project Name: Woodall Creek
Workorder: 1003K58

ANALYTICAL QC SUMMARY REPORT

BatchID: 127292

Sample ID: **MB-127292** Client ID: Units: **mg/Kg** Prep Date: **03/31/2010** Run No: **168596**
SampleType: **MBLK** TestCode: **TCL VOLATILE ORGANICS SW8260B** BatchID: **127292** Analysis Date: **03/31/2010** Seq No: **3496543**

Analyte	Result	RPT Limit	SPK value	SPK Ref Val	%REC	Low Limit	High Limit	RPD Ref Val	%RPD	RPD Limit	Qual
1,1,1-Trichloroethane	BRL	0.0050	0	0	0	0	0	0	0	0	
1,1,2,2-Tetrachloroethane	BRL	0.0050	0	0	0	0	0	0	0	0	
1,1,2-Trichloroethane	BRL	0.0050	0	0	0	0	0	0	0	0	
1,1-Dichloroethane	BRL	0.0050	0	0	0	0	0	0	0	0	
1,1-Dichloroethene	BRL	0.0050	0	0	0	0	0	0	0	0	
1,2,4-Trichlorobenzene	BRL	0.0050	0	0	0	0	0	0	0	0	
1,2-Dibromo-3-chloropropane	BRL	0.0050	0	0	0	0	0	0	0	0	
1,2-Dibromoethane	BRL	0.0050	0	0	0	0	0	0	0	0	
1,2-Dichlorobenzene	BRL	0.0050	0	0	0	0	0	0	0	0	
1,2-Dichloroethane	BRL	0.0050	0	0	0	0	0	0	0	0	
1,2-Dichloropropane	BRL	0.0050	0	0	0	0	0	0	0	0	
1,3-Dichlorobenzene	BRL	0.0050	0	0	0	0	0	0	0	0	
1,4-Dichlorobenzene	BRL	0.0050	0	0	0	0	0	0	0	0	
2-Butanone	BRL	0.050	0	0	0	0	0	0	0	0	
2-Hexanone	BRL	0.010	0	0	0	0	0	0	0	0	
4-Methyl-2-pentanone	BRL	0.010	0	0	0	0	0	0	0	0	
Acetone	BRL	0.10	0	0	0	0	0	0	0	0	
Benzene	BRL	0.0050	0	0	0	0	0	0	0	0	
Bromodichloromethane	BRL	0.0050	0	0	0	0	0	0	0	0	
Bromoform	BRL	0.0050	0	0	0	0	0	0	0	0	
Bromomethane	BRL	0.0050	0	0	0	0	0	0	0	0	
Carbon disulfide	BRL	0.010	0	0	0	0	0	0	0	0	
Carbon tetrachloride	BRL	0.0050	0	0	0	0	0	0	0	0	
Chlorobenzene	BRL	0.0050	0	0	0	0	0	0	0	0	
Chloroethane	BRL	0.010	0	0	0	0	0	0	0	0	
Chloroform	BRL	0.0050	0	0	0	0	0	0	0	0	
Chloromethane	BRL	0.010	0	0	0	0	0	0	0	0	

Qualifiers:

>	Greater than Result value	<	Less than Result value	B	Analyte detected in the associated method blank
BRL	Below reporting limit	E	Estimated (value above quantitation range)	H	Holding times for preparation or analysis exceeded
J	Estimated value detected below Reporting Limit	N	Analyte not NELAC certified	R	RPD outside limits due to matrix
Rpt Lim	Reporting Limit	S	Spike Recovery outside limits due to matrix		

Client: Peachtree Environmental
Project Name: Woodall Creek
Workorder: 1003K58

ANALYTICAL QC SUMMARY REPORT

BatchID: 127292

Sample ID: **MB-127292** Client ID: Units: **mg/Kg** Prep Date: **03/31/2010** Run No: **168596**
SampleType: **MBLK** TestCode: **TCL VOLATILE ORGANICS SW8260B** BatchID: **127292** Analysis Date: **03/31/2010** Seq No: **3496543**

Analyte	Result	RPT Limit	SPK value	SPK Ref Val	%REC	Low Limit	High Limit	RPD Ref Val	%RPD	RPD Limit	Qual
cis-1,2-Dichloroethene	BRL	0.0050	0	0	0	0	0	0	0	0	
cis-1,3-Dichloropropene	BRL	0.0050	0	0	0	0	0	0	0	0	
Cyclohexane	BRL	0.0050	0	0	0	0	0	0	0	0	
Dibromochloromethane	BRL	0.0050	0	0	0	0	0	0	0	0	
Dichlorodifluoromethane	BRL	0.010	0	0	0	0	0	0	0	0	
Ethylbenzene	BRL	0.0050	0	0	0	0	0	0	0	0	
Freon-113	BRL	0.010	0	0	0	0	0	0	0	0	
Isopropylbenzene	BRL	0.0050	0	0	0	0	0	0	0	0	
m,p-Xylene	BRL	0.010	0	0	0	0	0	0	0	0	
Methyl acetate	BRL	0.0050	0	0	0	0	0	0	0	0	
Methyl tert-butyl ether	BRL	0.0050	0	0	0	0	0	0	0	0	
Methylcyclohexane	BRL	0.0050	0	0	0	0	0	0	0	0	
Methylene chloride	BRL	0.0050	0	0	0	0	0	0	0	0	
o-Xylene	BRL	0.0050	0	0	0	0	0	0	0	0	
Styrene	BRL	0.0050	0	0	0	0	0	0	0	0	
Tetrachloroethene	BRL	0.0050	0	0	0	0	0	0	0	0	
Toluene	BRL	0.0050	0	0	0	0	0	0	0	0	
trans-1,2-Dichloroethene	BRL	0.0050	0	0	0	0	0	0	0	0	
trans-1,3-Dichloropropene	BRL	0.0050	0	0	0	0	0	0	0	0	
Trichloroethene	BRL	0.0050	0	0	0	0	0	0	0	0	
Trichlorofluoromethane	BRL	0.0050	0	0	0	0	0	0	0	0	
Vinyl chloride	BRL	0.010	0	0	0	0	0	0	0	0	
Surr: 4-Bromofluorobenzene	0.0405	0	0.05	0	81	58.2	140	0	0	0	
Surr: Dibromofluoromethane	0.0554	0	0.05	0	111	71.1	132	0	0	0	
Surr: Toluene-d8	0.0459	0	0.05	0	91.7	77.6	119	0	0	0	

Qualifiers:

>	Greater than Result value	<	Less than Result value	B	Analyte detected in the associated method blank
BRL	Below reporting limit	E	Estimated (value above quantitation range)	H	Holding times for preparation or analysis exceeded
J	Estimated value detected below Reporting Limit	N	Analyte not NELAC certified	R	RPD outside limits due to matrix
Rpt Lim	Reporting Limit	S	Spike Recovery outside limits due to matrix		

Client: Peachtree Environmental
Project Name: Woodall Creek
Workorder: 1003K58

ANALYTICAL QC SUMMARY REPORT

BatchID: 127292

Sample ID: **LCS-127292** Client ID: Units: **mg/Kg** Prep Date: **03/31/2010** Run No: **168596**
SampleType: **LCS** TestCode: **TCL VOLATILE ORGANICS SW8260B** BatchID: **127292** Analysis Date: **03/31/2010** Seq No: **3496551**

Analyte	Result	RPT Limit	SPK value	SPK Ref Val	%REC	Low Limit	High Limit	RPD Ref Val	%RPD	RPD Limit	Qual
1,1-Dichloroethene	0.0442	0.0050	0.05	0	88.5	66.1	158	0	0	0	
Benzene	0.0547	0.0050	0.05	0	109	68.7	139	0	0	0	
Chlorobenzene	0.0528	0.0050	0.05	0	106	74.1	136	0	0	0	
Toluene	0.0549	0.0050	0.05	0	110	68.5	139	0	0	0	
Trichloroethene	0.0526	0.0050	0.05	0	105	74.5	137	0	0	0	
Surr: 4-Bromofluorobenzene	0.0508	0	0.05	0	102	58.2	140	0	0	0	
Surr: Dibromofluoromethane	0.0523	0	0.05	0	105	71.1	132	0	0	0	
Surr: Toluene-d8	0.0556	0	0.05	0	111	77.6	119	0	0	0	

Sample ID: **1003K58-001AMS** Client ID: **WC-0310-SB-16-5** Units: **mg/Kg-dry** Prep Date: **03/31/2010** Run No: **168596**
SampleType: **MS** TestCode: **TCL VOLATILE ORGANICS SW8260B** BatchID: **127292** Analysis Date: **03/31/2010** Seq No: **3496554**

Analyte	Result	RPT Limit	SPK value	SPK Ref Val	%REC	Low Limit	High Limit	RPD Ref Val	%RPD	RPD Limit	Qual
1,1-Dichloroethene	0.0628	0.0060	0.0598	0	105	60.6	160	0	0	0	
Benzene	0.0689	0.0060	0.0598	0	115	64	142	0	0	0	
Chlorobenzene	0.0696	0.0060	0.0598	0	116	70.6	140	0	0	0	
Toluene	0.0689	0.0060	0.0598	0	115	61.6	143	0	0	0	
Trichloroethene	0.0665	0.0060	0.0598	0	111	70.3	147	0	0	0	
Surr: 4-Bromofluorobenzene	0.0638	0	0.0598	0	107	58.2	140	0	0	0	
Surr: Dibromofluoromethane	0.0640	0	0.0598	0	107	71.1	132	0	0	0	
Surr: Toluene-d8	0.0645	0	0.0598	0	108	77.6	119	0	0	0	

Sample ID: **1003K58-001AMSD** Client ID: **WC-0310-SB-16-5** Units: **mg/Kg-dry** Prep Date: **03/31/2010** Run No: **168596**
SampleType: **MSD** TestCode: **TCL VOLATILE ORGANICS SW8260B** BatchID: **127292** Analysis Date: **03/31/2010** Seq No: **3496559**

Analyte	Result	RPT Limit	SPK value	SPK Ref Val	%REC	Low Limit	High Limit	RPD Ref Val	%RPD	RPD Limit	Qual
1,1-Dichloroethene	0.0551	0.0060	0.0598	0	92.1	60.6	160	0.06283	13.2	30.9	
Benzene	0.0613	0.0060	0.0598	0	102	64	142	0.06892	11.7	22.5	

Qualifiers:

>	Greater than Result value	<	Less than Result value	B	Analyte detected in the associated method blank
BRL	Below reporting limit	E	Estimated (value above quantitation range)	H	Holding times for preparation or analysis exceeded
J	Estimated value detected below Reporting Limit	N	Analyte not NELAC certified	R	RPD outside limits due to matrix
Rpt Lim	Reporting Limit	S	Spike Recovery outside limits due to matrix		

Client: Peachtree Environmental
Project Name: Woodall Creek
Workorder: 1003K58

ANALYTICAL QC SUMMARY REPORT

BatchID: 127292

Sample ID: **1003K58-001AMSD** Client ID: **WC-0310-SB-16-5** Units: **mg/Kg-dry** Prep Date: **03/31/2010** Run No: **168596**
SampleType: **MSD** TestCode: **TCL VOLATILE ORGANICS SW8260B** BatchID: **127292** Analysis Date: **03/31/2010** Seq No: **3496559**

Analyte	Result	RPT Limit	SPK value	SPK Ref Val	%REC	Low Limit	High Limit	RPD Ref Val	%RPD	RPD Limit	Qual
Chlorobenzene	0.0630	0.0060	0.0598	0	105	70.6	140	0.06962	10	21.9	
Toluene	0.0633	0.0060	0.0598	0	106	61.6	143	0.06894	8.54	25.8	
Trichloroethene	0.0618	0.0060	0.0598	0	103	70.3	147	0.06649	7.25	28	
Surr: 4-Bromofluorobenzene	0.0622	0	0.0598	0	104	58.2	140	0.06380	0	0	
Surr: Dibromofluoromethane	0.0608	0	0.0598	0	102	71.1	132	0.06396	0	0	
Surr: Toluene-d8	0.0653	0	0.0598	0	109	77.6	119	0.06445	0	0	

Qualifiers:

>	Greater than Result value	<	Less than Result value	B	Analyte detected in the associated method blank
BRL	Below reporting limit	E	Estimated (value above quantitation range)	H	Holding times for preparation or analysis exceeded
J	Estimated value detected below Reporting Limit	N	Analyte not NELAC certified	R	RPD outside limits due to matrix
Rpt Lim	Reporting Limit	S	Spike Recovery outside limits due to matrix		

FLORIDA DEPARTMENT OF HEALTH

State of Florida
Department of Health, Bureau of Laboratories

This is to certify that

E87582

ANALYTICAL ENVIRONMENTAL SERVICES, INC.
3785 PRESIDENTIAL PARKWAY
ATLANTA, GA 30340

has complied with Florida Administrative Code 64E-1,
for the examination of Environmental samples in the following categories

DRINKING WATER - MICROBIOLOGY, NON-POTABLE WATER - EXTRACTABLE ORGANICS, NON-POTABLE WATER - GENERAL CHEMISTRY, NON-POTABLE WATER - METALS, NON-POTABLE WATER - MICROBIOLOGY, NON-POTABLE WATER - PESTICIDES-HERBICIDES-PCB'S, NON-POTABLE WATER - VOLATILE ORGANICS, SOLID AND CHEMICAL MATERIALS - EXTRACTABLE ORGANICS, SOLID AND CHEMICAL MATERIALS - GENERAL CHEMISTRY, SOLID AND CHEMICAL MATERIALS - METALS, SOLID AND CHEMICAL MATERIALS - PESTICIDES-HERBICIDES-PCB'S, SOLID AND CHEMICAL MATERIALS - VOLATILE ORGANICS

Continued certification is contingent upon successful on-going compliance with the NELAC Standards and FAC Rule 64E-1 regulations. Specific methods and analytes certified are cited on the Laboratory Scope of Accreditation for this laboratory and are on file at the Bureau of Laboratories, P. O. Box 210, Jacksonville, Florida 32231. Clients and customers are urged to verify with this agency the laboratory's certification status in Florida for particular methods and analytes.

EFFECTIVE July 01, 2009 THROUGH June 30, 2010

Max Salfinger, M.D.
Chief, Bureau of Laboratories
Florida Department of Health
DH Form 1697, 7/04
NON-TRANSFERABLE E87582-14-07/01/2009
Supersedes all previously issued certificates

AES

ANALYTICAL ENVIRONMENTAL SERVICES, INC.

June 14, 2010

Art Picken
Peachtree Environmental
5384 Chaversham Lane
Norcross GA 300922167

TEL: (770) 449-6100
FAX: (770) 449-6119

RE: Woodall Creek

Dear Art Picken: Order No: 1006614

Analytical Environmental Services, Inc. received 6 samples on June 7, 2010 12:05 pm for the analyses presented in following report.

No problems were encountered during the analyses. Additionally, all results for the associated Quality Control samples were within EPA and/or AES established limits. Any discrepancies associated with the analyses contained herein will be noted and submitted in the form of a project Case Narrative.
AES' certifications are as follows:
-NELAC/Florida Certification number E87582 for analysis of Environmental Water, soil/hazardous waste, and Drinking Water Microbiology, effective 07/01/09-06/30/10.
-AIHA Certification ID #100671 for Industrial Hygiene samples (Organics, Inorganics), Environmental Lead (Paint, Soil, Dust Wipes, Air), and Environmental Microbiology (Fungal) effective until 09/01/11.

These results relate only to the items tested. This report may only be reproduced in full.

If you have any questions regarding these test results, please feel free to call.

James Forrest
Project Manager

ANALYTICAL ENVIRONMENTAL SERVICES, INC
3785 Presidential Parkway, Atlanta GA 30340-3704
AES TEL.: (770) 457-8177 / TOLL-FREE (800) 972-4889 / FAX: (770) 457-8188

CHAIN OF CUSTODY

Work Order: 1006614

Date: 6/7/10 Page 1 of 1

COMPANY:	ADDRESS:
REACTIVE ENVIRONMENTAL	5384 CHAMBERLAIN LN. NORCROSS, GA
PHONE: 770-449-6100	FAX: 770-449-6119
SAMPLED BY: A. PICKEN	SIGNATURE:

#	SAMPLE ID	SAMPLED DATE	SAMPLED TIME	Grab	Composite	Matrix (See codes)	VOCs	REMARKS
1	SM-0610-SB23-10	6/3/10	9:15	X		SO		Hold
2	SM-0610-SB23-5	"	9:00	X			X	
3	SM-0610-SB20-2	6/4/10	11:10	X				Hold
4	SM-0610-SB20-5	6/4/10	11:15	X			X	
5	SM-0610-SB21-5	6/3/10	2:25	X			X	
6	SM-0610-SB22-5	6/3/10	12:00	X			X	
7	SM-0610-SB22-10	6/3/10	12:10	X				Hold
8	SM-0610-SB24-2	6/4/10	9:05	X				Hold
9	SM-0610-SB24-5	6/4/10	9:12	X			X	
10	TRIP BLANK							
11								
12								
13								
14								

ANALYSIS REQUESTED

PRESERVATION (See codes)

Visit our website www.aesatlanta.com to check on the status of your results, place bottle orders, etc.

No # of Containers

RELINQUISHED BY	DATE/TIME	RECEIVED BY	DATE/TIME
1:	6/7/10 12:05	1:	6/7/10 12:05
2:		2:	
3:		3:	

PROJECT INFORMATION

PROJECT NAME: WOODALL CREEK
PROJECT #: 2655
SITE ADDRESS: Ellsworth Industrial
SEND REPORT TO: A. PICKEN
INVOICE TO: (IF DIFFERENT FROM ABOVE)
QUOTE #: PO#:

RECEIPT

Total # of Containers

Turnaround Time Request
- ☒ Standard 5 Business Days
- ○ 2 Business Day Rush
- ○ Next Business Day Rush
- ○ Same Day Rush **(auth req.)**
- ○ Other

STATE PROGRAM (if any):
E-mail? Y / N; Fax? Y / N
DATA PACKAGE: I II III IV

SPECIAL INSTRUCTIONS/COMMENTS:

SHIPMENT METHOD
OUT / / VIA:
IN / / VIA:
CLIENT FedEx UPS MAIL COURIER
GREYHOUND OTHER

SAMPLES RECEIVED AFTER 3PM OR SATURDAY ARE CONSIDERED AS RECEIVED ON THE NEXT BUSINESS DAY; IF NO TAT IS MARKED ON COC AES WILL PROCEED AS STANDARD TAT.
SAMPLES ARE DISPOSED OF 30 DAYS AFTER COMPLETION OF REPORT UNLESS OTHER ARRANGEMENTS ARE MADE.

MATRIX CODES: A = Air GW = Groundwater SE = Sediment SO = Soil SW = Surface Water W = Water (Blanks) DW = Drinking Water (Blanks) O = Other (specify) WW = Waste Water
PRESERVATIVE CODES: H+I = Hydrochloric acid + ice I = Ice only N = Nitric acid S+I = Sulfuric acid + ice S/M+I = Sodium Bisulfate/Methanol + ice O = Other (specify) NA = None

White Copy - Original; Yellow Copy - Client

Analytical Environmental Services, Inc

Date: 14-Jun-10

Client: Peachtree Environmental
Project: Woodall Creek
Lab ID: 1006614

Case Narrative

Volatiles Organic Compounds Analysis by Method 8260B:

Percent recovery for the internal standard compound 1,4-Dichlorobenzene-d4 on sample 1006614-002A,009A was outside control limits biased low due to suspected matrix interference. All other internal standard recoveries were within control limits.

Percent recoveries for the internal standard compounds Pentafluorobenzene & 1,4-Dichlorobenzene-d4 on sample 1006614-006A were outside control limits biased low due to suspected matrix interference. All other internal standard recoveries were within control limits.

Acetone value for samples 1006614-002A,004A & 009A is "E" qualified indicating an estimated value over linear calibration range. Sample was diluted and reanalyzed with analyte being below reporting limit due to the level of dilution required..

Analytical Environmental Services, Inc **Date:** 14-Jun-10

Client:	Peachtree Environmental	**Client Sample ID:**	SM-0610-SB23-5
Project Name:	Woodall Creek	**Collection Date:**	6/3/2010 9:00:00 AM
Lab ID:	1006614-002	**Matrix:**	Soil

Analyses	Result	Qual	MDL	Reporting Limit	Units	BatchID	DF	Date Analyzed	Analyst
TCL VOLATILE ORGANICS SW8260B					**(SW5035)**				
1,1,1-Trichloroethane	BRL		0.00082	0.0069	mg/Kg-dry	130721	1	06/11/2010 01:27	JE
1,1,2,2-Tetrachloroethane	BRL		0.00073	0.0069	mg/Kg-dry	130721	1	06/11/2010 01:27	JE
1,1,2-Trichloroethane	BRL		0.00081	0.0069	mg/Kg-dry	130721	1	06/11/2010 01:27	JE
1,1-Dichloroethane	BRL		0.00080	0.0069	mg/Kg-dry	130721	1	06/11/2010 01:27	JE
1,1-Dichloroethene	BRL		0.00068	0.0069	mg/Kg-dry	130721	1	06/11/2010 01:27	JE
1,2,4-Trichlorobenzene	BRL		0.00060	0.0069	mg/Kg-dry	130721	1	06/11/2010 01:27	JE
1,2-Dibromo-3-chloropropane	BRL		0.0047	0.0069	mg/Kg-dry	130721	1	06/11/2010 01:27	JE
1,2-Dibromoethane	BRL		0.0012	0.0069	mg/Kg-dry	130721	1	06/11/2010 01:27	JE
1,2-Dichlorobenzene	BRL		0.0011	0.0069	mg/Kg-dry	130721	1	06/11/2010 01:27	JE
1,2-Dichloroethane	BRL		0.00073	0.0069	mg/Kg-dry	130721	1	06/11/2010 01:27	JE
1,2-Dichloropropane	BRL		0.00083	0.0069	mg/Kg-dry	130721	1	06/11/2010 01:27	JE
1,3-Dichlorobenzene	BRL		0.00073	0.0069	mg/Kg-dry	130721	1	06/11/2010 01:27	JE
1,4-Dichlorobenzene	BRL		0.00094	0.0069	mg/Kg-dry	130721	1	06/11/2010 01:27	JE
2-Butanone	BRL		0.0059	0.069	mg/Kg-dry	130721	1	06/11/2010 01:27	JE
2-Hexanone	BRL		0.0027	0.014	mg/Kg-dry	130721	1	06/11/2010 01:27	JE
4-Methyl-2-pentanone	BRL		0.0020	0.014	mg/Kg-dry	130721	1	06/11/2010 01:27	JE
Acetone	0.68	E	0.0051	0.14	mg/Kg-dry	130721	1	06/11/2010 01:27	JE
Benzene	BRL		0.0010	0.0069	mg/Kg-dry	130721	1	06/11/2010 01:27	JE
Bromodichloromethane	BRL		0.00084	0.0069	mg/Kg-dry	130721	1	06/11/2010 01:27	JE
Bromoform	BRL		0.00064	0.0069	mg/Kg-dry	130721	1	06/11/2010 01:27	JE
Bromomethane	BRL		0.0043	0.0069	mg/Kg-dry	130721	1	06/11/2010 01:27	JE
Carbon disulfide	BRL		0.0019	0.014	mg/Kg-dry	130721	1	06/11/2010 01:27	JE
Carbon tetrachloride	BRL		0.0012	0.0069	mg/Kg-dry	130721	1	06/11/2010 01:27	JE
Chlorobenzene	BRL		0.0010	0.0069	mg/Kg-dry	130721	1	06/11/2010 01:27	JE
Chloroethane	BRL		0.0041	0.014	mg/Kg-dry	130721	1	06/11/2010 01:27	JE
Chloroform	BRL		0.0051	0.0069	mg/Kg-dry	130721	1	06/11/2010 01:27	JE
Chloromethane	BRL		0.00061	0.014	mg/Kg-dry	130721	1	06/11/2010 01:27	JE
cis-1,2-Dichloroethene	BRL		0.0010	0.0069	mg/Kg-dry	130721	1	06/11/2010 01:27	JE
cis-1,3-Dichloropropene	BRL		0.00036	0.0069	mg/Kg-dry	130721	1	06/11/2010 01:27	JE
Cyclohexane	BRL		0.0040	0.0069	mg/Kg-dry	130721	1	06/11/2010 01:27	JE
Dibromochloromethane	BRL		0.0010	0.0069	mg/Kg-dry	130721	1	06/11/2010 01:27	JE
Dichlorodifluoromethane	BRL		0.00071	0.014	mg/Kg-dry	130721	1	06/11/2010 01:27	JE
Ethylbenzene	BRL		0.00062	0.0069	mg/Kg-dry	130721	1	06/11/2010 01:27	JE
Freon-113	BRL		0.00090	0.014	mg/Kg-dry	130721	1	06/11/2010 01:27	JE
Isopropylbenzene	BRL		0.00056	0.0069	mg/Kg-dry	130721	1	06/11/2010 01:27	JE
m,p-Xylene	BRL		0.0010	0.014	mg/Kg-dry	130721	1	06/11/2010 01:27	JE
Methyl acetate	BRL		0.0027	0.0069	mg/Kg-dry	130721	1	06/11/2010 01:27	JE
Methyl tert-butyl ether	BRL		0.00072	0.0069	mg/Kg-dry	130721	1	06/11/2010 01:27	JE
Methylcyclohexane	BRL		0.0036	0.0069	mg/Kg-dry	130721	1	06/11/2010 01:27	JE

Qualifiers:

- * Value exceeds maximum contaminant level
- BRL Not detected at MDL
- H Holding times for preparation or analysis exceeded
- N Analyte not NELAC certified
- B Analyte detected in the associated method blank
- E Estimated value above quantitation range
- S Spike Recovery outside limits due to matrix
- J Estimated value detected below Reporting Limit
- > Greater than Result value
- < Less than Result value

Analytical Environmental Services, Inc **Date:** 14-Jun-10

Client:	Peachtree Environmental	**Client Sample ID:**	SM-0610-SB23-5
Project Name:	Woodall Creek	**Collection Date:**	6/3/2010 9:00:00 AM
Lab ID:	1006614-002	**Matrix:**	Soil

Analyses	Result	Qual	MDL	Reporting Limit	Units	BatchID	DF	Date Analyzed	Analyst
TCL VOLATILE ORGANICS SW8260B					**(SW5035)**				
Methylene chloride	BRL		0.0060	0.0069	mg/Kg-dry	130721	1	06/11/2010 01:27	JE
o-Xylene	BRL		0.00048	0.0069	mg/Kg-dry	130721	1	06/11/2010 01:27	JE
Styrene	BRL		0.00067	0.0069	mg/Kg-dry	130721	1	06/11/2010 01:27	JE
Tetrachloroethene	0.0089		0.00084	0.0069	mg/Kg-dry	130721	1	06/11/2010 01:27	JE
Toluene	BRL		0.00087	0.0069	mg/Kg-dry	130721	1	06/11/2010 01:27	JE
trans-1,2-Dichloroethene	BRL		0.00081	0.0069	mg/Kg-dry	130721	1	06/11/2010 01:27	JE
trans-1,3-Dichloropropene	BRL		0.00084	0.0069	mg/Kg-dry	130721	1	06/11/2010 01:27	JE
Trichloroethene	BRL		0.00065	0.0069	mg/Kg-dry	130721	1	06/11/2010 01:27	JE
Trichlorofluoromethane	BRL		0.00075	0.0069	mg/Kg-dry	130721	1	06/11/2010 01:27	JE
Vinyl chloride	BRL		0.00079	0.014	mg/Kg-dry	130721	1	06/11/2010 01:27	JE
Surr: 4-Bromofluorobenzene	91		0	58.2-140	%REC	130721	1	06/11/2010 01:27	JE
Surr: Dibromofluoromethane	101		0	71.1-132	%REC	130721	1	06/11/2010 01:27	JE
Surr: Toluene-d8	88.3		0	77.6-119	%REC	130721	1	06/11/2010 01:27	JE
PERCENT MOISTURE D2216									
Percent Moisture	16.1		0	0	wt%	R173641	1	06/09/2010 19:00	AS

Qualifiers:

*	Value exceeds maximum contaminant level	E	Estimated value above quantitation range
BRL	Not detected at MDL	S	Spike Recovery outside limits due to matrix
H	Holding times for preparation or analysis exceeded	J	Estimated value detected below Reporting Limit
N	Analyte not NELAC certified	>	Greater than Result value
B	Analyte detected in the associated method blank	<	Less than Result value

Analytical Environmental Services, Inc **Date:** 14-Jun-10

Client:	Peachtree Environmental	**Client Sample ID:**	SM-0610-SB20-5
Project Name:	Woodall Creek	**Collection Date:**	6/4/2010 11:15:00 AM
Lab ID:	1006614-004	**Matrix:**	Soil

Analyses	Result	Qual	MDL	Reporting Limit	Units	BatchID	DF	Date Analyzed	Analyst
TCL VOLATILE ORGANICS SW8260B					**(SW5035)**				
1,1,1-Trichloroethane	BRL		0.00081	0.0068	mg/Kg-dry	130721	1	06/11/2010 01:02	JE
1,1,2,2-Tetrachloroethane	BRL		0.00072	0.0068	mg/Kg-dry	130721	1	06/11/2010 01:02	JE
1,1,2-Trichloroethane	BRL		0.00080	0.0068	mg/Kg-dry	130721	1	06/11/2010 01:02	JE
1,1-Dichloroethane	BRL		0.00079	0.0068	mg/Kg-dry	130721	1	06/11/2010 01:02	JE
1,1-Dichloroethene	BRL		0.00067	0.0068	mg/Kg-dry	130721	1	06/11/2010 01:02	JE
1,2,4-Trichlorobenzene	BRL		0.00059	0.0068	mg/Kg-dry	130721	1	06/11/2010 01:02	JE
1,2-Dibromo-3-chloropropane	BRL		0.0047	0.0068	mg/Kg-dry	130721	1	06/11/2010 01:02	JE
1,2-Dibromoethane	BRL		0.0011	0.0068	mg/Kg-dry	130721	1	06/11/2010 01:02	JE
1,2-Dichlorobenzene	BRL		0.0011	0.0068	mg/Kg-dry	130721	1	06/11/2010 01:02	JE
1,2-Dichloroethane	BRL		0.00072	0.0068	mg/Kg-dry	130721	1	06/11/2010 01:02	JE
1,2-Dichloropropane	BRL		0.00082	0.0068	mg/Kg-dry	130721	1	06/11/2010 01:02	JE
1,3-Dichlorobenzene	BRL		0.00072	0.0068	mg/Kg-dry	130721	1	06/11/2010 01:02	JE
1,4-Dichlorobenzene	BRL		0.00092	0.0068	mg/Kg-dry	130721	1	06/11/2010 01:02	JE
2-Butanone	BRL		0.0058	0.068	mg/Kg-dry	130721	1	06/11/2010 01:02	JE
2-Hexanone	BRL		0.0027	0.014	mg/Kg-dry	130721	1	06/11/2010 01:02	JE
4-Methyl-2-pentanone	BRL		0.0019	0.014	mg/Kg-dry	130721	1	06/11/2010 01:02	JE
Acetone	0.67	E	0.0051	0.14	mg/Kg-dry	130721	1	06/11/2010 01:02	JE
Benzene	BRL		0.00099	0.0068	mg/Kg-dry	130721	1	06/11/2010 01:02	JE
Bromodichloromethane	BRL		0.00083	0.0068	mg/Kg-dry	130721	1	06/11/2010 01:02	JE
Bromoform	BRL		0.00063	0.0068	mg/Kg-dry	130721	1	06/11/2010 01:02	JE
Bromomethane	BRL		0.0043	0.0068	mg/Kg-dry	130721	1	06/11/2010 01:02	JE
Carbon disulfide	BRL		0.0019	0.014	mg/Kg-dry	130721	1	06/11/2010 01:02	JE
Carbon tetrachloride	BRL		0.0012	0.0068	mg/Kg-dry	130721	1	06/11/2010 01:02	JE
Chlorobenzene	BRL		0.0010	0.0068	mg/Kg-dry	130721	1	06/11/2010 01:02	JE
Chloroethane	BRL		0.0040	0.014	mg/Kg-dry	130721	1	06/11/2010 01:02	JE
Chloroform	BRL		0.0050	0.0068	mg/Kg-dry	130721	1	06/11/2010 01:02	JE
Chloromethane	BRL		0.00060	0.014	mg/Kg-dry	130721	1	06/11/2010 01:02	JE
cis-1,2-Dichloroethene	BRL		0.0010	0.0068	mg/Kg-dry	130721	1	06/11/2010 01:02	JE
cis-1,3-Dichloropropene	BRL		0.00036	0.0068	mg/Kg-dry	130721	1	06/11/2010 01:02	JE
Cyclohexane	BRL		0.0039	0.0068	mg/Kg-dry	130721	1	06/11/2010 01:02	JE
Dibromochloromethane	BRL		0.00098	0.0068	mg/Kg-dry	130721	1	06/11/2010 01:02	JE
Dichlorodifluoromethane	BRL		0.00069	0.014	mg/Kg-dry	130721	1	06/11/2010 01:02	JE
Ethylbenzene	BRL		0.00061	0.0068	mg/Kg-dry	130721	1	06/11/2010 01:02	JE
Freon-113	BRL		0.00089	0.014	mg/Kg-dry	130721	1	06/11/2010 01:02	JE
Isopropylbenzene	BRL		0.00055	0.0068	mg/Kg-dry	130721	1	06/11/2010 01:02	JE
m,p-Xylene	BRL		0.0010	0.014	mg/Kg-dry	130721	1	06/11/2010 01:02	JE
Methyl acetate	BRL		0.0026	0.0068	mg/Kg-dry	130721	1	06/11/2010 01:02	JE
Methyl tert-butyl ether	BRL		0.00071	0.0068	mg/Kg-dry	130721	1	06/11/2010 01:02	JE
Methylcyclohexane	BRL		0.0035	0.0068	mg/Kg-dry	130721	1	06/11/2010 01:02	JE

Qualifiers:

- * Value exceeds maximum contaminant level
- BRL Not detected at MDL
- H Holding times for preparation or analysis exceeded
- N Analyte not NELAC certified
- B Analyte detected in the associated method blank
- E Estimated value above quantitation range
- S Spike Recovery outside limits due to matrix
- J Estimated value detected below Reporting Limit
- > Greater than Result value
- < Less than Result value

Analytical Environmental Services, Inc **Date:** 14-Jun-10

Client:	Peachtree Environmental	**Client Sample ID:**	SM-0610-SB20-5
Project Name:	Woodall Creek	**Collection Date:**	6/4/2010 11:15:00 AM
Lab ID:	1006614-004	**Matrix:**	Soil

Analyses	Result	Qual	MDL	Reporting Limit	Units	BatchID	DF	Date Analyzed	Analyst
TCL VOLATILE ORGANICS SW8260B					**(SW5035)**				
Methylene chloride	BRL		0.0059	0.0068	mg/Kg-dry	130721	1	06/11/2010 01:02	JE
o-Xylene	BRL		0.00047	0.0068	mg/Kg-dry	130721	1	06/11/2010 01:02	JE
Styrene	BRL		0.00066	0.0068	mg/Kg-dry	130721	1	06/11/2010 01:02	JE
Tetrachloroethene	BRL		0.00082	0.0068	mg/Kg-dry	130721	1	06/11/2010 01:02	JE
Toluene	BRL		0.00086	0.0068	mg/Kg-dry	130721	1	06/11/2010 01:02	JE
trans-1,2-Dichloroethene	BRL		0.00080	0.0068	mg/Kg-dry	130721	1	06/11/2010 01:02	JE
trans-1,3-Dichloropropene	BRL		0.00083	0.0068	mg/Kg-dry	130721	1	06/11/2010 01:02	JE
Trichloroethene	BRL		0.00064	0.0068	mg/Kg-dry	130721	1	06/11/2010 01:02	JE
Trichlorofluoromethane	BRL		0.00074	0.0068	mg/Kg-dry	130721	1	06/11/2010 01:02	JE
Vinyl chloride	BRL		0.00078	0.014	mg/Kg-dry	130721	1	06/11/2010 01:02	JE
Surr: 4-Bromofluorobenzene	85.3		0	58.2-140	%REC	130721	1	06/11/2010 01:02	JE
Surr: Dibromofluoromethane	110		0	71.1-132	%REC	130721	1	06/11/2010 01:02	JE
Surr: Toluene-d8	88		0	77.6-119	%REC	130721	1	06/11/2010 01:02	JE
PERCENT MOISTURE D2216									
Percent Moisture	19.7		0	0	wt%	R173641	1	06/09/2010 19:00	AS

Qualifiers:

*	Value exceeds maximum contaminant level	E	Estimated value above quantitation range
BRL	Not detected at MDL	S	Spike Recovery outside limits due to matrix
H	Holding times for preparation or analysis exceeded	J	Estimated value detected below Reporting Limit
N	Analyte not NELAC certified	>	Greater than Result value
B	Analyte detected in the associated method blank	<	Less than Result value

Analytical Environmental Services, Inc **Date:** 14-Jun-10

Client:	Peachtree Environmental	**Client Sample ID:**	SM-0610-SB21-5
Project Name:	Woodall Creek	**Collection Date:**	6/3/2010 2:25:00 PM
Lab ID:	1006614-005	**Matrix:**	Soil

Analyses	Result	Qual	MDL	Reporting Limit	Units	BatchID	DF	Date Analyzed	Analyst
TCL VOLATILE ORGANICS SW8260B					**(SW5035)**				
1,1,1-Trichloroethane	BRL		0.0010	0.0085	mg/Kg-dry	130721	1	06/11/2010 00:36	JE
1,1,2,2-Tetrachloroethane	BRL		0.00091	0.0085	mg/Kg-dry	130721	1	06/11/2010 00:36	JE
1,1,2-Trichloroethane	BRL		0.0010	0.0085	mg/Kg-dry	130721	1	06/11/2010 00:36	JE
1,1-Dichloroethane	BRL		0.00099	0.0085	mg/Kg-dry	130721	1	06/11/2010 00:36	JE
1,1-Dichloroethene	BRL		0.00084	0.0085	mg/Kg-dry	130721	1	06/11/2010 00:36	JE
1,2,4-Trichlorobenzene	BRL		0.00074	0.0085	mg/Kg-dry	130721	1	06/11/2010 00:36	JE
1,2-Dibromo-3-chloropropane	BRL		0.0059	0.0085	mg/Kg-dry	130721	1	06/11/2010 00:36	JE
1,2-Dibromoethane	BRL		0.0014	0.0085	mg/Kg-dry	130721	1	06/11/2010 00:36	JE
1,2-Dichlorobenzene	BRL		0.0013	0.0085	mg/Kg-dry	130721	1	06/11/2010 00:36	JE
1,2-Dichloroethane	BRL		0.00090	0.0085	mg/Kg-dry	130721	1	06/11/2010 00:36	JE
1,2-Dichloropropane	BRL		0.0010	0.0085	mg/Kg-dry	130721	1	06/11/2010 00:36	JE
1,3-Dichlorobenzene	BRL		0.00090	0.0085	mg/Kg-dry	130721	1	06/11/2010 00:36	JE
1,4-Dichlorobenzene	BRL		0.0012	0.0085	mg/Kg-dry	130721	1	06/11/2010 00:36	JE
2-Butanone	BRL		0.0073	0.085	mg/Kg-dry	130721	1	06/11/2010 00:36	JE
2-Hexanone	BRL		0.0033	0.017	mg/Kg-dry	130721	1	06/11/2010 00:36	JE
4-Methyl-2-pentanone	BRL		0.0024	0.017	mg/Kg-dry	130721	1	06/11/2010 00:36	JE
Acetone	0.59		0.0063	0.17	mg/Kg-dry	130721	1	06/11/2010 00:36	JE
Benzene	BRL		0.0012	0.0085	mg/Kg-dry	130721	1	06/11/2010 00:36	JE
Bromodichloromethane	BRL		0.0010	0.0085	mg/Kg-dry	130721	1	06/11/2010 00:36	JE
Bromoform	BRL		0.00078	0.0085	mg/Kg-dry	130721	1	06/11/2010 00:36	JE
Bromomethane	BRL		0.0054	0.0085	mg/Kg-dry	130721	1	06/11/2010 00:36	JE
Carbon disulfide	BRL		0.0023	0.017	mg/Kg-dry	130721	1	06/11/2010 00:36	JE
Carbon tetrachloride	BRL		0.0014	0.0085	mg/Kg-dry	130721	1	06/11/2010 00:36	JE
Chlorobenzene	BRL		0.0013	0.0085	mg/Kg-dry	130721	1	06/11/2010 00:36	JE
Chloroethane	BRL		0.0050	0.017	mg/Kg-dry	130721	1	06/11/2010 00:36	JE
Chloroform	BRL		0.0063	0.0085	mg/Kg-dry	130721	1	06/11/2010 00:36	JE
Chloromethane	BRL		0.00075	0.017	mg/Kg-dry	130721	1	06/11/2010 00:36	JE
cis-1,2-Dichloroethene	BRL		0.0013	0.0085	mg/Kg-dry	130721	1	06/11/2010 00:36	JE
cis-1,3-Dichloropropene	BRL		0.00045	0.0085	mg/Kg-dry	130721	1	06/11/2010 00:36	JE
Cyclohexane	BRL		0.0049	0.0085	mg/Kg-dry	130721	1	06/11/2010 00:36	JE
Dibromochloromethane	BRL		0.0012	0.0085	mg/Kg-dry	130721	1	06/11/2010 00:36	JE
Dichlorodifluoromethane	BRL		0.00087	0.017	mg/Kg-dry	130721	1	06/11/2010 00:36	JE
Ethylbenzene	BRL		0.00077	0.0085	mg/Kg-dry	130721	1	06/11/2010 00:36	JE
Freon-113	BRL		0.0011	0.017	mg/Kg-dry	130721	1	06/11/2010 00:36	JE
Isopropylbenzene	BRL		0.00069	0.0085	mg/Kg-dry	130721	1	06/11/2010 00:36	JE
m,p-Xylene	BRL		0.0013	0.017	mg/Kg-dry	130721	1	06/11/2010 00:36	JE
Methyl acetate	BRL		0.0033	0.0085	mg/Kg-dry	130721	1	06/11/2010 00:36	JE
Methyl tert-butyl ether	BRL		0.00089	0.0085	mg/Kg-dry	130721	1	06/11/2010 00:36	JE
Methylcyclohexane	BRL		0.0044	0.0085	mg/Kg-dry	130721	1	06/11/2010 00:36	JE

Qualifiers:

- * Value exceeds maximum contaminant level
- BRL Not detected at MDL
- H Holding times for preparation or analysis exceeded
- N Analyte not NELAC certified
- B Analyte detected in the associated method blank
- E Estimated value above quantitation range
- S Spike Recovery outside limits due to matrix
- J Estimated value detected below Reporting Limit
- > Greater than Result value
- < Less than Result value

Analytical Environmental Services, Inc **Date:** 14-Jun-10

Client:	Peachtree Environmental	**Client Sample ID:**	SM-0610-SB21-5
Project Name:	Woodall Creek	**Collection Date:**	6/3/2010 2:25:00 PM
Lab ID:	1006614-005	**Matrix:**	Soil

Analyses	Result	Qual	MDL	Reporting Limit	Units	BatchID	DF	Date Analyzed	Analyst
TCL VOLATILE ORGANICS SW8260B					**(SW5035)**				
Methylene chloride	BRL		0.0074	0.0085	mg/Kg-dry	130721	1	06/11/2010 00:36	JE
o-Xylene	BRL		0.00059	0.0085	mg/Kg-dry	130721	1	06/11/2010 00:36	JE
Styrene	BRL		0.00083	0.0085	mg/Kg-dry	130721	1	06/11/2010 00:36	JE
Tetrachloroethene	BRL		0.0010	0.0085	mg/Kg-dry	130721	1	06/11/2010 00:36	JE
Toluene	BRL		0.0011	0.0085	mg/Kg-dry	130721	1	06/11/2010 00:36	JE
trans-1,2-Dichloroethene	BRL		0.0010	0.0085	mg/Kg-dry	130721	1	06/11/2010 00:36	JE
trans-1,3-Dichloropropene	BRL		0.0010	0.0085	mg/Kg-dry	130721	1	06/11/2010 00:36	JE
Trichloroethene	BRL		0.00080	0.0085	mg/Kg-dry	130721	1	06/11/2010 00:36	JE
Trichlorofluoromethane	BRL		0.00093	0.0085	mg/Kg-dry	130721	1	06/11/2010 00:36	JE
Vinyl chloride	BRL		0.00097	0.017	mg/Kg-dry	130721	1	06/11/2010 00:36	JE
Surr: 4-Bromofluorobenzene	95		0	58.2-140	%REC	130721	1	06/11/2010 00:36	JE
Surr: Dibromofluoromethane	104		0	71.1-132	%REC	130721	1	06/11/2010 00:36	JE
Surr: Toluene-d8	88.6		0	77.6-119	%REC	130721	1	06/11/2010 00:36	JE
PERCENT MOISTURE D2216									
Percent Moisture	31.8		0	0	wt%	R173641	1	06/09/2010 19:00	AS

Qualifiers:

*	Value exceeds maximum contaminant level	E	Estimated value above quantitation range
BRL	Not detected at MDL	S	Spike Recovery outside limits due to matrix
H	Holding times for preparation or analysis exceeded	J	Estimated value detected below Reporting Limit
N	Analyte not NELAC certified	>	Greater than Result value
B	Analyte detected in the associated method blank	<	Less than Result value

Analytical Environmental Services, Inc **Date:** 14-Jun-10

Client:	Peachtree Environmental	**Client Sample ID:**	SM-0610-SB22-5
Project Name:	Woodall Creek	**Collection Date:**	6/3/2010 12:00:00 PM
Lab ID:	1006614-006	**Matrix:**	Soil

Analyses	Result	Qual	MDL	Reporting Limit	Units	BatchID	DF	Date Analyzed	Analyst
TCL VOLATILE ORGANICS SW8260B				**(SW5035)**					
1,1,1-Trichloroethane	BRL		0.0012	0.0099	mg/Kg-dry	130721	1	06/11/2010 01:53	JE
1,1,2,2-Tetrachloroethane	BRL		0.0010	0.0099	mg/Kg-dry	130721	1	06/11/2010 01:53	JE
1,1,2-Trichloroethane	BRL		0.0012	0.0099	mg/Kg-dry	130721	1	06/11/2010 01:53	JE
1,1-Dichloroethane	BRL		0.0011	0.0099	mg/Kg-dry	130721	1	06/11/2010 01:53	JE
1,1-Dichloroethene	BRL		0.00097	0.0099	mg/Kg-dry	130721	1	06/11/2010 01:53	JE
1,2,4-Trichlorobenzene	BRL		0.00085	0.0099	mg/Kg-dry	130721	1	06/11/2010 01:53	JE
1,2-Dibromo-3-chloropropane	BRL		0.0068	0.0099	mg/Kg-dry	130721	1	06/11/2010 01:53	JE
1,2-Dibromoethane	BRL		0.0017	0.0099	mg/Kg-dry	130721	1	06/11/2010 01:53	JE
1,2-Dichlorobenzene	BRL		0.0016	0.0099	mg/Kg-dry	130721	1	06/11/2010 01:53	JE
1,2-Dichloroethane	BRL		0.0010	0.0099	mg/Kg-dry	130721	1	06/11/2010 01:53	JE
1,2-Dichloropropane	BRL		0.0012	0.0099	mg/Kg-dry	130721	1	06/11/2010 01:53	JE
1,3-Dichlorobenzene	BRL		0.0010	0.0099	mg/Kg-dry	130721	1	06/11/2010 01:53	JE
1,4-Dichlorobenzene	BRL		0.0013	0.0099	mg/Kg-dry	130721	1	06/11/2010 01:53	JE
2-Butanone	BRL		0.0084	0.099	mg/Kg-dry	130721	1	06/11/2010 01:53	JE
2-Hexanone	BRL		0.0039	0.020	mg/Kg-dry	130721	1	06/11/2010 01:53	JE
4-Methyl-2-pentanone	BRL		0.0028	0.020	mg/Kg-dry	130721	1	06/11/2010 01:53	JE
Acetone	0.27		0.0073	0.20	mg/Kg-dry	130721	1	06/11/2010 01:53	JE
Benzene	BRL		0.0014	0.0099	mg/Kg-dry	130721	1	06/11/2010 01:53	JE
Bromodichloromethane	BRL		0.0012	0.0099	mg/Kg-dry	130721	1	06/11/2010 01:53	JE
Bromoform	BRL		0.00091	0.0099	mg/Kg-dry	130721	1	06/11/2010 01:53	JE
Bromomethane	BRL		0.0062	0.0099	mg/Kg-dry	130721	1	06/11/2010 01:53	JE
Carbon disulfide	BRL		0.0027	0.020	mg/Kg-dry	130721	1	06/11/2010 01:53	JE
Carbon tetrachloride	BRL		0.0017	0.0099	mg/Kg-dry	130721	1	06/11/2010 01:53	JE
Chlorobenzene	BRL		0.0015	0.0099	mg/Kg-dry	130721	1	06/11/2010 01:53	JE
Chloroethane	BRL		0.0058	0.020	mg/Kg-dry	130721	1	06/11/2010 01:53	JE
Chloroform	BRL		0.0073	0.0099	mg/Kg-dry	130721	1	06/11/2010 01:53	JE
Chloromethane	BRL		0.00087	0.020	mg/Kg-dry	130721	1	06/11/2010 01:53	JE
cis-1,2-Dichloroethene	BRL		0.0015	0.0099	mg/Kg-dry	130721	1	06/11/2010 01:53	JE
cis-1,3-Dichloropropene	BRL		0.00052	0.0099	mg/Kg-dry	130721	1	06/11/2010 01:53	JE
Cyclohexane	BRL		0.0057	0.0099	mg/Kg-dry	130721	1	06/11/2010 01:53	JE
Dibromochloromethane	BRL		0.0014	0.0099	mg/Kg-dry	130721	1	06/11/2010 01:53	JE
Dichlorodifluoromethane	BRL		0.0010	0.020	mg/Kg-dry	130721	1	06/11/2010 01:53	JE
Ethylbenzene	BRL		0.00089	0.0099	mg/Kg-dry	130721	1	06/11/2010 01:53	JE
Freon-113	BRL		0.0013	0.020	mg/Kg-dry	130721	1	06/11/2010 01:53	JE
Isopropylbenzene	BRL		0.00080	0.0099	mg/Kg-dry	130721	1	06/11/2010 01:53	JE
m,p-Xylene	BRL		0.0015	0.020	mg/Kg-dry	130721	1	06/11/2010 01:53	JE
Methyl acetate	BRL		0.0038	0.0099	mg/Kg-dry	130721	1	06/11/2010 01:53	JE
Methyl tert-butyl ether	BRL		0.0010	0.0099	mg/Kg-dry	130721	1	06/11/2010 01:53	JE
Methylcyclohexane	BRL		0.0051	0.0099	mg/Kg-dry	130721	1	06/11/2010 01:53	JE

Qualifiers:

- * Value exceeds maximum contaminant level
- BRL Not detected at MDL
- H Holding times for preparation or analysis exceeded
- N Analyte not NELAC certified
- B Analyte detected in the associated method blank
- E Estimated value above quantitation range
- S Spike Recovery outside limits due to matrix
- J Estimated value detected below Reporting Limit
- > Greater than Result value
- < Less than Result value

Analytical Environmental Services, Inc **Date:** 14-Jun-10

Client:	Peachtree Environmental	**Client Sample ID:**	SM-0610-SB22-5
Project Name:	Woodall Creek	**Collection Date:**	6/3/2010 12:00:00 PM
Lab ID:	1006614-006	**Matrix:**	Soil

Analyses	Result	Qual	MDL	Reporting Limit	Units	BatchID	DF	Date Analyzed	Analyst
TCL VOLATILE ORGANICS SW8260B					**(SW5035)**				
Methylene chloride	BRL		0.0086	0.0099	mg/Kg-dry	130721	1	06/11/2010 01:53	JE
o-Xylene	BRL		0.00068	0.0099	mg/Kg-dry	130721	1	06/11/2010 01:53	JE
Styrene	BRL		0.00096	0.0099	mg/Kg-dry	130721	1	06/11/2010 01:53	JE
Tetrachloroethene	BRL		0.0012	0.0099	mg/Kg-dry	130721	1	06/11/2010 01:53	JE
Toluene	BRL		0.0012	0.0099	mg/Kg-dry	130721	1	06/11/2010 01:53	JE
trans-1,2-Dichloroethene	BRL		0.0012	0.0099	mg/Kg-dry	130721	1	06/11/2010 01:53	JE
trans-1,3-Dichloropropene	BRL		0.0012	0.0099	mg/Kg-dry	130721	1	06/11/2010 01:53	JE
Trichloroethene	BRL		0.00092	0.0099	mg/Kg-dry	130721	1	06/11/2010 01:53	JE
Trichlorofluoromethane	BRL		0.0011	0.0099	mg/Kg-dry	130721	1	06/11/2010 01:53	JE
Vinyl chloride	BRL		0.0011	0.020	mg/Kg-dry	130721	1	06/11/2010 01:53	JE
Surr: 4-Bromofluorobenzene	89.1		0	58.2-140	%REC	130721	1	06/11/2010 01:53	JE
Surr: Dibromofluoromethane	97.5		0	71.1-132	%REC	130721	1	06/11/2010 01:53	JE
Surr: Toluene-d8	95.2		0	77.6-119	%REC	130721	1	06/11/2010 01:53	JE
PERCENT MOISTURE D2216									
Percent Moisture	32.9		0	0	wt%	R173641	1	06/09/2010 19:00	AS

Qualifiers:

*	Value exceeds maximum contaminant level	E	Estimated value above quantitation range
BRL	Not detected at MDL	S	Spike Recovery outside limits due to matrix
H	Holding times for preparation or analysis exceeded	J	Estimated value detected below Reporting Limit
N	Analyte not NELAC certified	>	Greater than Result value
B	Analyte detected in the associated method blank	<	Less than Result value

Analytical Environmental Services, Inc **Date:** 14-Jun-10

Client:	Peachtree Environmental	**Client Sample ID:**	SM-0610-SB24-5
Project Name:	Woodall Creek	**Collection Date:**	6/4/2010 9:12:00 AM
Lab ID:	1006614-009	**Matrix:**	Soil

Analyses	Result	Qual	MDL	Reporting Limit	Units	BatchID	DF	Date Analyzed	Analyst
TCL VOLATILE ORGANICS SW8260B					**(SW5035)**				
1,1,1-Trichloroethane	BRL		0.00083	0.0070	mg/Kg-dry	130721	1	06/11/2010 02:17	JE
1,1,2,2-Tetrachloroethane	BRL		0.00074	0.0070	mg/Kg-dry	130721	1	06/11/2010 02:17	JE
1,1,2-Trichloroethane	BRL		0.00082	0.0070	mg/Kg-dry	130721	1	06/11/2010 02:17	JE
1,1-Dichloroethane	BRL		0.00081	0.0070	mg/Kg-dry	130721	1	06/11/2010 02:17	JE
1,1-Dichloroethene	BRL		0.00068	0.0070	mg/Kg-dry	130721	1	06/11/2010 02:17	JE
1,2,4-Trichlorobenzene	BRL		0.00060	0.0070	mg/Kg-dry	130721	1	06/11/2010 02:17	JE
1,2-Dibromo-3-chloropropane	BRL		0.0048	0.0070	mg/Kg-dry	130721	1	06/11/2010 02:17	JE
1,2-Dibromoethane	BRL		0.0012	0.0070	mg/Kg-dry	130721	1	06/11/2010 02:17	JE
1,2-Dichlorobenzene	BRL		0.0011	0.0070	mg/Kg-dry	130721	1	06/11/2010 02:17	JE
1,2-Dichloroethane	BRL		0.00073	0.0070	mg/Kg-dry	130721	1	06/11/2010 02:17	JE
1,2-Dichloropropane	BRL		0.00084	0.0070	mg/Kg-dry	130721	1	06/11/2010 02:17	JE
1,3-Dichlorobenzene	BRL		0.00074	0.0070	mg/Kg-dry	130721	1	06/11/2010 02:17	JE
1,4-Dichlorobenzene	BRL		0.00094	0.0070	mg/Kg-dry	130721	1	06/11/2010 02:17	JE
2-Butanone	BRL		0.0060	0.070	mg/Kg-dry	130721	1	06/11/2010 02:17	JE
2-Hexanone	BRL		0.0027	0.014	mg/Kg-dry	130721	1	06/11/2010 02:17	JE
4-Methyl-2-pentanone	BRL		0.0020	0.014	mg/Kg-dry	130721	1	06/11/2010 02:17	JE
Acetone	0.65	E	0.0052	0.14	mg/Kg-dry	130721	1	06/11/2010 02:17	JE
Benzene	BRL		0.0010	0.0070	mg/Kg-dry	130721	1	06/11/2010 02:17	JE
Bromodichloromethane	BRL		0.00085	0.0070	mg/Kg-dry	130721	1	06/11/2010 02:17	JE
Bromoform	BRL		0.00064	0.0070	mg/Kg-dry	130721	1	06/11/2010 02:17	JE
Bromomethane	BRL		0.0044	0.0070	mg/Kg-dry	130721	1	06/11/2010 02:17	JE
Carbon disulfide	BRL		0.0019	0.014	mg/Kg-dry	130721	1	06/11/2010 02:17	JE
Carbon tetrachloride	BRL		0.0012	0.0070	mg/Kg-dry	130721	1	06/11/2010 02:17	JE
Chlorobenzene	BRL		0.0010	0.0070	mg/Kg-dry	130721	1	06/11/2010 02:17	JE
Chloroethane	BRL		0.0041	0.014	mg/Kg-dry	130721	1	06/11/2010 02:17	JE
Chloroform	BRL		0.0051	0.0070	mg/Kg-dry	130721	1	06/11/2010 02:17	JE
Chloromethane	BRL		0.00061	0.014	mg/Kg-dry	130721	1	06/11/2010 02:17	JE
cis-1,2-Dichloroethene	BRL		0.0010	0.0070	mg/Kg-dry	130721	1	06/11/2010 02:17	JE
cis-1,3-Dichloropropene	BRL		0.00037	0.0070	mg/Kg-dry	130721	1	06/11/2010 02:17	JE
Cyclohexane	BRL		0.0040	0.0070	mg/Kg-dry	130721	1	06/11/2010 02:17	JE
Dibromochloromethane	BRL		0.0010	0.0070	mg/Kg-dry	130721	1	06/11/2010 02:17	JE
Dichlorodifluoromethane	BRL		0.00071	0.014	mg/Kg-dry	130721	1	06/11/2010 02:17	JE
Ethylbenzene	BRL		0.00063	0.0070	mg/Kg-dry	130721	1	06/11/2010 02:17	JE
Freon-113	BRL		0.00091	0.014	mg/Kg-dry	130721	1	06/11/2010 02:17	JE
Isopropylbenzene	BRL		0.00056	0.0070	mg/Kg-dry	130721	1	06/11/2010 02:17	JE
m,p-Xylene	BRL		0.0011	0.014	mg/Kg-dry	130721	1	06/11/2010 02:17	JE
Methyl acetate	BRL		0.0027	0.0070	mg/Kg-dry	130721	1	06/11/2010 02:17	JE
Methyl tert-butyl ether	BRL		0.00073	0.0070	mg/Kg-dry	130721	1	06/11/2010 02:17	JE
Methylcyclohexane	BRL		0.0036	0.0070	mg/Kg-dry	130721	1	06/11/2010 02:17	JE

Qualifiers:

- * Value exceeds maximum contaminant level
- BRL Not detected at MDL
- H Holding times for preparation or analysis exceeded
- N Analyte not NELAC certified
- B Analyte detected in the associated method blank
- E Estimated value above quantitation range
- S Spike Recovery outside limits due to matrix
- J Estimated value detected below Reporting Limit
- > Greater than Result value
- < Less than Result value

Analytical Environmental Services, Inc **Date:** 14-Jun-10

Client:	Peachtree Environmental	**Client Sample ID:**	SM-0610-SB24-5
Project Name:	Woodall Creek	**Collection Date:**	6/4/2010 9:12:00 AM
Lab ID:	1006614-009	**Matrix:**	Soil

Analyses	Result	Qual	MDL	Reporting Limit	Units	BatchID	DF	Date Analyzed	Analyst
TCL VOLATILE ORGANICS SW8260B					**(SW5035)**				
Methylene chloride	BRL		0.0061	0.0070	mg/Kg-dry	130721	1	06/11/2010 02:17	JE
o-Xylene	BRL		0.00048	0.0070	mg/Kg-dry	130721	1	06/11/2010 02:17	JE
Styrene	BRL		0.00067	0.0070	mg/Kg-dry	130721	1	06/11/2010 02:17	JE
Tetrachloroethene	BRL		0.00084	0.0070	mg/Kg-dry	130721	1	06/11/2010 02:17	JE
Toluene	BRL		0.00087	0.0070	mg/Kg-dry	130721	1	06/11/2010 02:17	JE
trans-1,2-Dichloroethene	BRL		0.00082	0.0070	mg/Kg-dry	130721	1	06/11/2010 02:17	JE
trans-1,3-Dichloropropene	BRL		0.00084	0.0070	mg/Kg-dry	130721	1	06/11/2010 02:17	JE
Trichloroethene	BRL		0.00065	0.0070	mg/Kg-dry	130721	1	06/11/2010 02:17	JE
Trichlorofluoromethane	BRL		0.00076	0.0070	mg/Kg-dry	130721	1	06/11/2010 02:17	JE
Vinyl chloride	BRL		0.00079	0.014	mg/Kg-dry	130721	1	06/11/2010 02:17	JE
Surr: 4-Bromofluorobenzene	89.7		0	58.2-140	%REC	130721	1	06/11/2010 02:17	JE
Surr: Dibromofluoromethane	105		0	71.1-132	%REC	130721	1	06/11/2010 02:17	JE
Surr: Toluene-d8	91.4		0	77.6-119	%REC	130721	1	06/11/2010 02:17	JE
PERCENT MOISTURE D2216									
Percent Moisture	17.7		0	0	wt%	R173641	1	06/09/2010 19:00	AS

Qualifiers:

*	Value exceeds maximum contaminant level	E	Estimated value above quantitation range
BRL	Not detected at MDL	S	Spike Recovery outside limits due to matrix
H	Holding times for preparation or analysis exceeded	J	Estimated value detected below Reporting Limit
N	Analyte not NELAC certified	>	Greater than Result value
B	Analyte detected in the associated method blank	<	Less than Result value

Analytical Environmental Services, Inc **Date:** 14-Jun-10

Client:	Peachtree Environmental	**Client Sample ID:**	TRIP BLANK
Project Name:	Woodall Creek	**Collection Date:**	6/7/2010
Lab ID:	1006614-010	**Matrix:**	Aqueous

Analyses	Result	Qual	MDL	Reporting Limit	Units	BatchID	DF	Date Analyzed	Analyst
TCL VOLATILE ORGANICS SW8260B				**(SW5030B)**					
1,1,1-Trichloroethane	BRL		0.094	5.0	ug/L	130631	1	06/09/2010 19:34	NK
1,1,2,2-Tetrachloroethane	BRL		0.51	5.0	ug/L	130631	1	06/09/2010 19:34	NK
1,1,2-Trichloroethane	BRL		0.33	5.0	ug/L	130631	1	06/09/2010 19:34	NK
1,1-Dichloroethane	BRL		0.29	5.0	ug/L	130631	1	06/09/2010 19:34	NK
1,1-Dichloroethene	BRL		0.30	5.0	ug/L	130631	1	06/09/2010 19:34	NK
1,2,4-Trichlorobenzene	BRL		0.46	5.0	ug/L	130631	1	06/09/2010 19:34	NK
1,2-Dibromo-3-chloropropane	BRL		0.31	5.0	ug/L	130631	1	06/09/2010 19:34	NK
1,2-Dibromoethane	BRL		0.29	5.0	ug/L	130631	1	06/09/2010 19:34	NK
1,2-Dichlorobenzene	BRL		0.36	5.0	ug/L	130631	1	06/09/2010 19:34	NK
1,2-Dichloroethane	BRL		0.16	1.0	ug/L	130631	1	06/09/2010 19:34	NK
1,2-Dichloropropane	BRL		0.48	5.0	ug/L	130631	1	06/09/2010 19:34	NK
1,3-Dichlorobenzene	BRL		0.24	5.0	ug/L	130631	1	06/09/2010 19:34	NK
1,4-Dichlorobenzene	BRL		0.32	5.0	ug/L	130631	1	06/09/2010 19:34	NK
2-Butanone	BRL		1.7	50	ug/L	130631	1	06/09/2010 19:34	NK
2-Hexanone	BRL		0.61	10	ug/L	130631	1	06/09/2010 19:34	NK
4-Methyl-2-pentanone	BRL		0.39	10	ug/L	130631	1	06/09/2010 19:34	NK
Acetone	BRL		5.0	50	ug/L	130631	1	06/09/2010 19:34	NK
Benzene	BRL		0.21	1.0	ug/L	130631	1	06/09/2010 19:34	NK
Bromodichloromethane	BRL		0.22	5.0	ug/L	130631	1	06/09/2010 19:34	NK
Bromoform	BRL		0.70	5.0	ug/L	130631	1	06/09/2010 19:34	NK
Bromomethane	BRL		0.49	5.0	ug/L	130631	1	06/09/2010 19:34	NK
Carbon disulfide	BRL		0.41	5.0	ug/L	130631	1	06/09/2010 19:34	NK
Carbon tetrachloride	BRL		0.25	5.0	ug/L	130631	1	06/09/2010 19:34	NK
Chlorobenzene	BRL		0.11	5.0	ug/L	130631	1	06/09/2010 19:34	NK
Chloroethane	BRL		0.39	10	ug/L	130631	1	06/09/2010 19:34	NK
Chloroform	BRL		0.30	5.0	ug/L	130631	1	06/09/2010 19:34	NK
Chloromethane	BRL		0.41	10	ug/L	130631	1	06/09/2010 19:34	NK
cis-1,2-Dichloroethene	BRL		0.35	5.0	ug/L	130631	1	06/09/2010 19:34	NK
cis-1,3-Dichloropropene	BRL		0.74	5.0	ug/L	130631	1	06/09/2010 19:34	NK
Cyclohexane	BRL		0.66	5.0	ug/L	130631	1	06/09/2010 19:34	NK
Dibromochloromethane	BRL		0.28	5.0	ug/L	130631	1	06/09/2010 19:34	NK
Dichlorodifluoromethane	BRL		0.41	10	ug/L	130631	1	06/09/2010 19:34	NK
Ethylbenzene	BRL		0.19	1.0	ug/L	130631	1	06/09/2010 19:34	NK
Freon-113	BRL		0.53	10	ug/L	130631	1	06/09/2010 19:34	NK
Isopropylbenzene	BRL		0.19	5.0	ug/L	130631	1	06/09/2010 19:34	NK
m,p-Xylene	BRL		0.25	1.0	ug/L	130631	1	06/09/2010 19:34	NK
Methyl acetate	BRL		1.7	5.0	ug/L	130631	1	06/09/2010 19:34	NK
Methyl tert-butyl ether	BRL		0.37	1.0	ug/L	130631	1	06/09/2010 19:34	NK
Methylcyclohexane	BRL		0.41	5.0	ug/L	130631	1	06/09/2010 19:34	NK

Qualifiers:

- * Value exceeds maximum contaminant level
- BRL Not detected at MDL
- H Holding times for preparation or analysis exceeded
- N Analyte not NELAC certified
- B Analyte detected in the associated method blank
- E Estimated value above quantitation range
- S Spike Recovery outside limits due to matrix
- J Estimated value detected below Reporting Limit
- > Greater than Result value
- < Less than Result value

Analytical Environmental Services, Inc **Date:** 14-Jun-10

Client:	Peachtree Environmental	**Client Sample ID:**	TRIP BLANK
Project Name:	Woodall Creek	**Collection Date:**	6/7/2010
Lab ID:	1006614-010	**Matrix:**	Aqueous

Analyses	Result	Qual	MDL	Reporting Limit	Units	BatchID	DF	Date Analyzed	Analyst
TCL VOLATILE ORGANICS SW8260B				**(SW5030B)**					
Methylene chloride	BRL		0.36	5.0	ug/L	130631	1	06/09/2010 19:34	NK
o-Xylene	BRL		0.11	1.0	ug/L	130631	1	06/09/2010 19:34	NK
Styrene	BRL		0.10	5.0	ug/L	130631	1	06/09/2010 19:34	NK
Tetrachloroethene	BRL		0.51	5.0	ug/L	130631	1	06/09/2010 19:34	NK
Toluene	BRL		0.26	1.0	ug/L	130631	1	06/09/2010 19:34	NK
trans-1,2-Dichloroethene	BRL		0.43	5.0	ug/L	130631	1	06/09/2010 19:34	NK
trans-1,3-Dichloropropene	BRL		0.58	5.0	ug/L	130631	1	06/09/2010 19:34	NK
Trichloroethene	BRL		0.23	5.0	ug/L	130631	1	06/09/2010 19:34	NK
Trichlorofluoromethane	BRL		0.31	5.0	ug/L	130631	1	06/09/2010 19:34	NK
Vinyl chloride	BRL		0.38	2.0	ug/L	130631	1	06/09/2010 19:34	NK
Surr: 4-Bromofluorobenzene	90.9		0	60.1-127	%REC	130631	1	06/09/2010 19:34	NK
Surr: Dibromofluoromethane	105		0	79.6-126	%REC	130631	1	06/09/2010 19:34	NK
Surr: Toluene-d8	93.8		0	78-116	%REC	130631	1	06/09/2010 19:34	NK

Qualifiers:

- * Value exceeds maximum contaminant level
- BRL Not detected at MDL
- H Holding times for preparation or analysis exceeded
- N Analyte not NELAC certified
- B Analyte detected in the associated method blank
- E Estimated value above quantitation range
- S Spike Recovery outside limits due to matrix
- J Estimated value detected below Reporting Limit
- > Greater than Result value
- < Less than Result value

Analytical Environmental Services, Inc.

Sample/Cooler Receipt Checklist

Client Peachtree Work Order Number 1006614

Checklist completed by [signature] 6/7/10
Signature Date

Carrier name: FedEx __ UPS __ Courier __ Client ✓ US Mail __ Other _____

Shipping container/cooler in good condition? Yes ✓ No __ Not Present __

Custody seals intact on shipping container/cooler? Yes __ No __ Not Present ✓

Custody seals intact on sample bottles? Yes __ No __ Not Present ✓

Container/Temp Blank temperature in compliance? (4°C±2)* Yes ✓ No __

Cooler #1 3.9° Cooler #2 _____ Cooler #3 _____ Cooler #4 _____ Cooler#5 _____ Cooler #6 _____

Chain of custody present? Yes ✓ No __

Chain of custody signed when relinquished and received? Yes ✓ No __

Chain of custody agrees with sample labels? Yes ✓ No __

Samples in proper container/bottle? Yes ✓ No __

Sample containers intact? Yes ✓ No __

Sufficient sample volume for indicated test? Yes ✓ No __

All samples received within holding time? Yes ✓ No __

Was TAT marked on the COC? Yes ✓ No __

Proceed with Standard TAT as per project history? Yes __ No __ Not Applicable ✓

Water - VOA vials have zero headspace? No VOA vials submitted __ Yes ✓ No __

Water - pH acceptable upon receipt? Yes ✓ No __ Not Applicable __

Adjusted? _____ Checked by _____

Sample Condition: Good ✓ Other(Explain) _____

(For diffusive samples or AIHA lead) Is a known blank included? Yes __ No ✓

See Case Narrative for resolution of the Non-Conformance.

* Samples do not have to comply with the given range for certain parameters.

\L\Quality Assurance\Checklists Procedures Sign-Off Templates\Checklists\Sample Receipt Checklists\Sample_Cooler_Receipt_Checklist

Analytical Environmental Services, Inc

Date: 14-Jun-10

Client: Peachtree Environmental
Project: Woodall Creek
Lab Order: 1006614

Dates Report

Lab Sample ID	Client Sample ID	Collection Date	Matrix	Test Name	TCLP Date	Prep Date	Analysis Date
1006614-002A	SM-0610-SB23-5	6/3/2010 9:00:00AM	Soil	TCL VOLATILE ORGANICS		06/10/2010	06/11/2010
1006614-002B	SM-0610-SB23-5	6/3/2010 9:00:00AM	Soil	PERCENT MOISTURE			06/09/2010
1006614-004A	SM-0610-SB20-5	6/4/2010 11:15:00AM	Soil	TCL VOLATILE ORGANICS		06/10/2010	06/11/2010
1006614-004B	SM-0610-SB20-5	6/4/2010 11:15:00AM	Soil	PERCENT MOISTURE			06/09/2010
1006614-005A	SM-0610-SB21-5	6/3/2010 2:25:00PM	Soil	TCL VOLATILE ORGANICS		06/10/2010	06/11/2010
1006614-005B	SM-0610-SB21-5	6/3/2010 2:25:00PM	Soil	PERCENT MOISTURE			06/09/2010
1006614-006A	SM-0610-SB22-5	6/3/2010 12:00:00PM	Soil	TCL VOLATILE ORGANICS		06/10/2010	06/11/2010
1006614-006B	SM-0610-SB22-5	6/3/2010 12:00:00PM	Soil	PERCENT MOISTURE			06/09/2010
1006614-009A	SM-0610-SB24-5	6/4/2010 9:12:00AM	Soil	TCL VOLATILE ORGANICS		06/10/2010	06/11/2010
1006614-009B	SM-0610-SB24-5	6/4/2010 9:12:00AM	Soil	PERCENT MOISTURE			06/09/2010
1006614-010A	TRIP BLANK	6/7/2010 12:00:00AM	Aqueous	TCL VOLATILE ORGANICS		06/09/2010	06/09/2010

Client: Peachtree Environmental
Project Name: Woodall Creek
Workorder: 1006614

ANALYTICAL QC SUMMARY REPORT

BatchID: 130631

Sample ID: **MB-130631** Client ID: Units: **ug/L** Prep Date: **06/09/2010** Run No: **173579**
SampleType: **MBLK** TestCode: **TCL VOLATILE ORGANICS SW8260B** BatchID: **130631** Analysis Date: **06/09/2010** Seq No: **3608531**

Analyte	Result	RPT Limit	SPK value	SPK Ref Val	%REC	Low Limit	High Limit	RPD Ref Val	%RPD	RPD Limit	Qual
1,1,1-Trichloroethane	BRL	5.0	0	0	0	0	0	0	0	0	
1,1,2,2-Tetrachloroethane	BRL	5.0	0	0	0	0	0	0	0	0	
1,1,2-Trichloroethane	BRL	5.0	0	0	0	0	0	0	0	0	
1,1-Dichloroethane	BRL	5.0	0	0	0	0	0	0	0	0	
1,1-Dichloroethene	BRL	5.0	0	0	0	0	0	0	0	0	
1,2,4-Trichlorobenzene	BRL	5.0	0	0	0	0	0	0	0	0	
1,2-Dibromo-3-chloropropane	BRL	5.0	0	0	0	0	0	0	0	0	
1,2-Dibromoethane	BRL	5.0	0	0	0	0	0	0	0	0	
1,2-Dichlorobenzene	BRL	5.0	0	0	0	0	0	0	0	0	
1,2-Dichloroethane	BRL	1.0	0	0	0	0	0	0	0	0	
1,2-Dichloropropane	BRL	5.0	0	0	0	0	0	0	0	0	
1,3-Dichlorobenzene	BRL	5.0	0	0	0	0	0	0	0	0	
1,4-Dichlorobenzene	BRL	5.0	0	0	0	0	0	0	0	0	
2-Butanone	BRL	50	0	0	0	0	0	0	0	0	
2-Hexanone	BRL	10	0	0	0	0	0	0	0	0	
4-Methyl-2-pentanone	BRL	10	0	0	0	0	0	0	0	0	
Acetone	BRL	50	0	0	0	0	0	0	0	0	
Benzene	BRL	1.0	0	0	0	0	0	0	0	0	
Bromodichloromethane	BRL	5.0	0	0	0	0	0	0	0	0	
Bromoform	BRL	5.0	0	0	0	0	0	0	0	0	
Bromomethane	BRL	5.0	0	0	0	0	0	0	0	0	
Carbon disulfide	BRL	5.0	0	0	0	0	0	0	0	0	
Carbon tetrachloride	BRL	5.0	0	0	0	0	0	0	0	0	
Chlorobenzene	BRL	5.0	0	0	0	0	0	0	0	0	
Chloroethane	BRL	10	0	0	0	0	0	0	0	0	
Chloroform	BRL	5.0	0	0	0	0	0	0	0	0	
Chloromethane	BRL	10	0	0	0	0	0	0	0	0	

Qualifiers:

>	Greater than Result value	<	Less than Result value	B	Analyte detected in the associated method blank
BRL	Below reporting limit	E	Estimated (value above quantitation range)	H	Holding times for preparation or analysis exceeded
J	Estimated value detected below Reporting Limit	N	Analyte not NELAC certified	R	RPD outside limits due to matrix
Rpt Lim	Reporting Limit	S	Spike Recovery outside limits due to matrix		

Client: Peachtree Environmental
Project Name: Woodall Creek
Workorder: 1006614

ANALYTICAL QC SUMMARY REPORT

BatchID: 130631

Sample ID: **MB-130631** Client ID: Units: **ug/L** Prep Date: **06/09/2010** Run No: **173579**
SampleType: **MBLK** TestCode: **TCL VOLATILE ORGANICS SW8260B** BatchID: **130631** Analysis Date: **06/09/2010** Seq No: **3608531**

Analyte	Result	RPT Limit	SPK value	SPK Ref Val	%REC	Low Limit	High Limit	RPD Ref Val	%RPD	RPD Limit	Qual
cis-1,2-Dichloroethene	BRL	5.0	0	0	0	0	0	0	0	0	
cis-1,3-Dichloropropene	BRL	5.0	0	0	0	0	0	0	0	0	
Cyclohexane	BRL	5.0	0	0	0	0	0	0	0	0	
Dibromochloromethane	BRL	5.0	0	0	0	0	0	0	0	0	
Dichlorodifluoromethane	BRL	10	0	0	0	0	0	0	0	0	
Ethylbenzene	BRL	1.0	0	0	0	0	0	0	0	0	
Freon-113	BRL	10	0	0	0	0	0	0	0	0	
Isopropylbenzene	BRL	5.0	0	0	0	0	0	0	0	0	
m,p-Xylene	BRL	1.0	0	0	0	0	0	0	0	0	
Methyl acetate	BRL	5.0	0	0	0	0	0	0	0	0	
Methyl tert-butyl ether	BRL	1.0	0	0	0	0	0	0	0	0	
Methylcyclohexane	BRL	5.0	0	0	0	0	0	0	0	0	
Methylene chloride	BRL	5.0	0	0	0	0	0	0	0	0	
o-Xylene	BRL	1.0	0	0	0	0	0	0	0	0	
Styrene	BRL	5.0	0	0	0	0	0	0	0	0	
Tetrachloroethene	BRL	5.0	0	0	0	0	0	0	0	0	
Toluene	BRL	1.0	0	0	0	0	0	0	0	0	
trans-1,2-Dichloroethene	BRL	5.0	0	0	0	0	0	0	0	0	
trans-1,3-Dichloropropene	BRL	5.0	0	0	0	0	0	0	0	0	
Trichloroethene	BRL	5.0	0	0	0	0	0	0	0	0	
Trichlorofluoromethane	BRL	5.0	0	0	0	0	0	0	0	0	
Vinyl chloride	BRL	2.0	0	0	0	0	0	0	0	0	
Surr: 4-Bromofluorobenzene	50.22	0	50	0	100	60.1	127	0	0	0	
Surr: Dibromofluoromethane	47.45	0	50	0	94.9	79.6	126	0	0	0	
Surr: Toluene-d8	50.29	0	50	0	101	78	116	0	0	0	

Qualifiers:

>	Greater than Result value	<	Less than Result value	B	Analyte detected in the associated method blank
BRL	Below reporting limit	E	Estimated (value above quantitation range)	H	Holding times for preparation or analysis exceeded
J	Estimated value detected below Reporting Limit	N	Analyte not NELAC certified	R	RPD outside limits due to matrix
Rpt Lim	Reporting Limit	S	Spike Recovery outside limits due to matrix		

Client: Peachtree Environmental
Project Name: Woodall Creek
Workorder: 1006614

ANALYTICAL QC SUMMARY REPORT

BatchID: 130631

Sample ID: **LCS-130631** Client ID: Units: **ug/L** Prep Date: **06/09/2010** Run No: **173579**
SampleType: **LCS** TestCode: **TCL VOLATILE ORGANICS SW8260B** BatchID: **130631** Analysis Date: **06/09/2010** Seq No: **3608525**

Analyte	Result	RPT Limit	SPK value	SPK Ref Val	%REC	Low Limit	High Limit	RPD Ref Val	%RPD	RPD Limit	Qual
1,1-Dichloroethene	58.99	5.0	50	0	118	61.4	146	0	0	0	
Benzene	57.29	1.0	50	0	115	72.8	131	0	0	0	
Chlorobenzene	56.31	5.0	50	0	113	76	123	0	0	0	
Toluene	55.60	1.0	50	0	111	74.7	128	0	0	0	
Trichloroethene	55.32	5.0	50	0	111	74.4	130	0	0	0	
Surr: 4-Bromofluorobenzene	47.47	0	50	0	94.9	60.1	127	0	0	0	
Surr: Dibromofluoromethane	49.22	0	50	0	98.4	79.6	126	0	0	0	
Surr: Toluene-d8	47.89	0	50	0	95.8	78	116	0	0	0	

Sample ID: **1006323-001AMS** Client ID: Units: **ug/L** Prep Date: **06/09/2010** Run No: **173579**
SampleType: **MS** TestCode: **TCL VOLATILE ORGANICS SW8260B** BatchID: **130631** Analysis Date: **06/09/2010** Seq No: **3609232**

Analyte	Result	RPT Limit	SPK value	SPK Ref Val	%REC	Low Limit	High Limit	RPD Ref Val	%RPD	RPD Limit	Qual
1,1-Dichloroethene	70.84	5.0	50	0	142	48.8	172	0	0	0	
Benzene	59.43	1.0	50	0	119	64.5	143	0	0	0	
Chlorobenzene	54.28	5.0	50	0	109	74.5	129	0	0	0	
Toluene	53.92	1.0	50	0	108	62	145	0	0	0	
Trichloroethene	56.73	5.0	50	0	113	70.3	140	0	0	0	
Surr: 4-Bromofluorobenzene	45.56	0	50	0	91.1	60.1	127	0	0	0	
Surr: Dibromofluoromethane	52.29	0	50	0	105	79.6	126	0	0	0	
Surr: Toluene-d8	46.21	0	50	0	92.4	78	116	0	0	0	

Sample ID: **1006323-001AMSD** Client ID: Units: **ug/L** Prep Date: **06/09/2010** Run No: **173579**
SampleType: **MSD** TestCode: **TCL VOLATILE ORGANICS SW8260B** BatchID: **130631** Analysis Date: **06/09/2010** Seq No: **3609233**

Analyte	Result	RPT Limit	SPK value	SPK Ref Val	%REC	Low Limit	High Limit	RPD Ref Val	%RPD	RPD Limit	Qual
1,1-Dichloroethene	68.07	5.0	50	0	136	48.8	172	70.84	3.99	21.6	
Benzene	57.54	1.0	50	0	115	64.5	143	59.43	3.23	18.3	

Qualifiers:

>	Greater than Result value	<	Less than Result value	B	Analyte detected in the associated method blank
BRL	Below reporting limit	E	Estimated (value above quantitation range)	H	Holding times for preparation or analysis exceeded
J	Estimated value detected below Reporting Limit	N	Analyte not NELAC certified	R	RPD outside limits due to matrix
Rpt Lim	Reporting Limit	S	Spike Recovery outside limits due to matrix		

Client: Peachtree Environmental
Project Name: Woodall Creek
Workorder: 1006614

ANALYTICAL QC SUMMARY REPORT

BatchID: 130631

Sample ID: **1006323-001AMSD** Client ID:
SampleType: **MSD** TestCode: **TCL VOLATILE ORGANICS SW8260B**
Units: **ug/L** Prep Date: **06/09/2010** Run No: **173579**
BatchID: **130631** Analysis Date: **06/09/2010** Seq No: **3609233**

Analyte	Result	RPT Limit	SPK value	SPK Ref Val	%REC	Low Limit	High Limit	RPD Ref Val	%RPD	RPD Limit	Qual
Chlorobenzene	53.69	5.0	50	0	107	74.5	129	54.28	1.09	19.2	
Toluene	53.90	1.0	50	0	108	62	145	53.92	0.037	21.2	
Trichloroethene	56.08	5.0	50	0	112	70.3	140	56.73	1.15	20.3	
Surr: 4-Bromofluorobenzene	46.76	0	50	0	93.5	60.1	127	45.56	0	0	
Surr: Dibromofluoromethane	52.08	0	50	0	104	79.6	126	52.29	0	0	
Surr: Toluene-d8	46.46	0	50	0	92.9	78	116	46.21	0	0	

Qualifiers:

>	Greater than Result value	<	Less than Result value	B	Analyte detected in the associated method blank
BRL	Below reporting limit	E	Estimated (value above quantitation range)	H	Holding times for preparation or analysis exceeded
J	Estimated value detected below Reporting Limit	N	Analyte not NELAC certified	R	RPD outside limits due to matrix
Rpt Lim	Reporting Limit	S	Spike Recovery outside limits due to matrix		

Client: Peachtree Environmental
Project Name: Woodall Creek
Workorder: 1006614

ANALYTICAL QC SUMMARY REPORT

BatchID: 130721

Sample ID: **MB-130721** Client ID: Units: **mg/Kg** Prep Date: **06/10/2010** Run No: **173712**
SampleType: **MBLK** TestCode: **TCL VOLATILE ORGANICS SW8260B** BatchID: **130721** Analysis Date: **06/10/2010** Seq No: **3611838**

Analyte	Result	RPT Limit	SPK value	SPK Ref Val	%REC	Low Limit	High Limit	RPD Ref Val	%RPD	RPD Limit	Qual
1,1,1-Trichloroethane	BRL	0.0050	0	0	0	0	0	0	0	0	
1,1,2,2-Tetrachloroethane	BRL	0.0050	0	0	0	0	0	0	0	0	
1,1,2-Trichloroethane	BRL	0.0050	0	0	0	0	0	0	0	0	
1,1-Dichloroethane	BRL	0.0050	0	0	0	0	0	0	0	0	
1,1-Dichloroethene	BRL	0.0050	0	0	0	0	0	0	0	0	
1,2,4-Trichlorobenzene	BRL	0.0050	0	0	0	0	0	0	0	0	
1,2-Dibromo-3-chloropropane	BRL	0.0050	0	0	0	0	0	0	0	0	
1,2-Dibromoethane	BRL	0.0050	0	0	0	0	0	0	0	0	
1,2-Dichlorobenzene	BRL	0.0050	0	0	0	0	0	0	0	0	
1,2-Dichloroethane	BRL	0.0050	0	0	0	0	0	0	0	0	
1,2-Dichloropropane	BRL	0.0050	0	0	0	0	0	0	0	0	
1,3-Dichlorobenzene	BRL	0.0050	0	0	0	0	0	0	0	0	
1,4-Dichlorobenzene	BRL	0.0050	0	0	0	0	0	0	0	0	
2-Butanone	BRL	0.050	0	0	0	0	0	0	0	0	
2-Hexanone	BRL	0.010	0	0	0	0	0	0	0	0	
4-Methyl-2-pentanone	BRL	0.010	0	0	0	0	0	0	0	0	
Acetone	BRL	0.10	0	0	0	0	0	0	0	0	
Benzene	BRL	0.0050	0	0	0	0	0	0	0	0	
Bromodichloromethane	BRL	0.0050	0	0	0	0	0	0	0	0	
Bromoform	BRL	0.0050	0	0	0	0	0	0	0	0	
Bromomethane	BRL	0.0050	0	0	0	0	0	0	0	0	
Carbon disulfide	BRL	0.010	0	0	0	0	0	0	0	0	
Carbon tetrachloride	BRL	0.0050	0	0	0	0	0	0	0	0	
Chlorobenzene	BRL	0.0050	0	0	0	0	0	0	0	0	
Chloroethane	BRL	0.010	0	0	0	0	0	0	0	0	
Chloroform	BRL	0.0050	0	0	0	0	0	0	0	0	
Chloromethane	BRL	0.010	0	0	0	0	0	0	0	0	

Qualifiers:

>	Greater than Result value	<	Less than Result value	B	Analyte detected in the associated method blank
BRL	Below reporting limit	E	Estimated (value above quantitation range)	H	Holding times for preparation or analysis exceeded
J	Estimated value detected below Reporting Limit	N	Analyte not NELAC certified	R	RPD outside limits due to matrix
Rpt Lim	Reporting Limit	S	Spike Recovery outside limits due to matrix		

Client: Peachtree Environmental
Project Name: Woodall Creek
Workorder: 1006614

ANALYTICAL QC SUMMARY REPORT

BatchID: 130721

Sample ID: **MB-130721** Client ID: Units: **mg/Kg** Prep Date: **06/10/2010** Run No: **173712**
SampleType: **MBLK** TestCode: **TCL VOLATILE ORGANICS SW8260B** BatchID: **130721** Analysis Date: **06/10/2010** Seq No: **3611838**

Analyte	Result	RPT Limit	SPK value	SPK Ref Val	%REC	Low Limit	High Limit	RPD Ref Val	%RPD	RPD Limit	Qual
cis-1,2-Dichloroethene	BRL	0.0050	0	0	0	0	0	0	0	0	
cis-1,3-Dichloropropene	BRL	0.0050	0	0	0	0	0	0	0	0	
Cyclohexane	BRL	0.0050	0	0	0	0	0	0	0	0	
Dibromochloromethane	BRL	0.0050	0	0	0	0	0	0	0	0	
Dichlorodifluoromethane	BRL	0.010	0	0	0	0	0	0	0	0	
Ethylbenzene	BRL	0.0050	0	0	0	0	0	0	0	0	
Freon-113	BRL	0.010	0	0	0	0	0	0	0	0	
Isopropylbenzene	BRL	0.0050	0	0	0	0	0	0	0	0	
m,p-Xylene	BRL	0.010	0	0	0	0	0	0	0	0	
Methyl acetate	BRL	0.0050	0	0	0	0	0	0	0	0	
Methyl tert-butyl ether	BRL	0.0050	0	0	0	0	0	0	0	0	
Methylcyclohexane	BRL	0.0050	0	0	0	0	0	0	0	0	
Methylene chloride	BRL	0.0050	0	0	0	0	0	0	0	0	
o-Xylene	BRL	0.0050	0	0	0	0	0	0	0	0	
Styrene	BRL	0.0050	0	0	0	0	0	0	0	0	
Tetrachloroethene	BRL	0.0050	0	0	0	0	0	0	0	0	
Toluene	BRL	0.0050	0	0	0	0	0	0	0	0	
trans-1,2-Dichloroethene	BRL	0.0050	0	0	0	0	0	0	0	0	
trans-1,3-Dichloropropene	BRL	0.0050	0	0	0	0	0	0	0	0	
Trichloroethene	BRL	0.0050	0	0	0	0	0	0	0	0	
Trichlorofluoromethane	BRL	0.0050	0	0	0	0	0	0	0	0	
Vinyl chloride	BRL	0.010	0	0	0	0	0	0	0	0	
Surr: 4-Bromofluorobenzene	0.03988	0	0.05	0	79.8	58.2	140	0	0	0	
Surr: Dibromofluoromethane	0.05266	0	0.05	0	105	71.1	132	0	0	0	
Surr: Toluene-d8	0.04699	0	0.05	0	94	77.6	119	0	0	0	

Qualifiers:

>	Greater than Result value	<	Less than Result value	B	Analyte detected in the associated method blank
BRL	Below reporting limit	E	Estimated (value above quantitation range)	H	Holding times for preparation or analysis exceeded
J	Estimated value detected below Reporting Limit	N	Analyte not NELAC certified	R	RPD outside limits due to matrix
Rpt Lim	Reporting Limit	S	Spike Recovery outside limits due to matrix		

Client: Peachtree Environmental
Project Name: Woodall Creek
Workorder: 1006614

ANALYTICAL QC SUMMARY REPORT

BatchID: 130721

Sample ID: **LCS-130721** Client ID: Units: **mg/Kg** Prep Date: **06/10/2010** Run No: **173712**
SampleType: **LCS** TestCode: **TCL VOLATILE ORGANICS SW8260B** BatchID: **130721** Analysis Date: **06/10/2010** Seq No: **3611837**

Analyte	Result	RPT Limit	SPK value	SPK Ref Val	%REC	Low Limit	High Limit	RPD Ref Val	%RPD	RPD Limit	Qual
1,1-Dichloroethene	0.06758	0.0050	0.05	0	135	66.1	158	0	0	0	
Benzene	0.05925	0.0050	0.05	0	118	68.7	139	0	0	0	
Chlorobenzene	0.05426	0.0050	0.05	0	109	74.1	136	0	0	0	
Toluene	0.06113	0.0050	0.05	0	122	68.5	139	0	0	0	
Trichloroethene	0.05560	0.0050	0.05	0	111	74.5	137	0	0	0	
Surr: 4-Bromofluorobenzene	0.05479	0	0.05	0	110	58.2	140	0	0	0	
Surr: Dibromofluoromethane	0.05102	0	0.05	0	102	71.1	132	0	0	0	
Surr: Toluene-d8	0.05407	0	0.05	0	108	77.6	119	0	0	0	

Qualifiers:

>	Greater than Result value	<	Less than Result value	B	Analyte detected in the associated method blank
BRL	Below reporting limit	E	Estimated (value above quantitation range)	H	Holding times for preparation or analysis exceeded
J	Estimated value detected below Reporting Limit	N	Analyte not NELAC certified	R	RPD outside limits due to matrix
Rpt Lim	Reporting Limit	S	Spike Recovery outside limits due to matrix		

AES

ANALYTICAL ENVIRONMENTAL SERVICES, INC.

November 03, 2010

Art Picken
Peachtree Environmental
5384 Chaversham Lane
Norcross GA 300922167

TEL: (770) 559-8050
FAX: (770) 559-8051

RE: Southern Metals

Dear Art Picken: Order No: 1010M89

Analytical Environmental Services, Inc. received 9 samples on 10/27/2010 11:44:00 AM for the analyses presented in following report.

No problems were encountered during the analyses. Additionally, all results for the associated Quality Control samples were within EPA and/or AES established limits. Any discrepancies associated with the analyses contained herein will be noted and submitted in the form of a project Case Narrative.
AES' certifications are as follows:
-NELAC/Florida Certification number E87582 for analysis of Environmental Water, soil/hazardous waste, and Drinking Water Microbiology, effective 07/01/10-06/30/11.
-AIHA Certification ID #100671 for Industrial Hygiene samples (Organics, Inorganics), Environmental Lead (Paint, Soil, Dust Wipes, Air), and Environmental Microbiology (Fungal) effective until 09/01/11.

These results relate only to the items tested. This report may only be reproduced in full.

If you have any questions regarding these test results, please feel free to call.

James Forrest
Project Manager

ANALYTICAL ENVIRONMENTAL SERVICES, INC
3785 Presidential Parkway, Atlanta GA 30340-3704
AES TEL.: (770) 457-8177 / TOLL-FREE (800) 972-4889 / FAX: (770) 457-8188

CHAIN OF CUSTODY

Work Order: 1010M89

Date: 10/27/10 Page 1 of 1

Page 2 of 33

COMPANY: PEACHTREE ENVIRONMENTAL
ADDRESS: 5384 CHAVERSHAM LANE. NORCROSS, GA
PHONE: 770-449-6100
FAX: 770-449-6119
SAMPLED BY: A. PICKEN
SIGNATURE:

#	SAMPLE ID	SAMPLED DATE	SAMPLED TIME	Grab	Composite	Matrix (See codes)	VOCs	REMARKS	No # of Containers
1	SM-1010-MW25-5	10/25/10	16:00	X		SO		Hold	4
2	SM-1010-MW25-10	10/25/10	10:15	X			X		4
3	SM-1010-MW25-15	10/25/10	10:45	X			X		4
4	SM-1010-MW26-10	10/26/10	9:30	X			X		4
5	SM-1010-MW26-15	10/26/10	9:50	X			X		4
6	SM-1010-MW27-5	10/26/10	11:30	X				Hold	4
7	SM-1010-MW27-10	10/26/10	11:45	X			X		4
8	SM-1010-MW27-15	10/26/10	12:15	X			X		4
9	SM-1010-MW28-5	10/25/10	14:00	X				Hold	4
10	SM-1010-MW28-10	10/25/10	14:15	X			X		4
11	SM-1010-MW28-15	10/25/10	14:45	X			X		4
12	TRIP BLANK								2
13	TEMP BLANK								1
14									

ANALYSIS REQUESTED — PRESERVATION (See codes)

Visit our website www.aesatlanta.com to check on the status of your results, place bottle orders, etc.

RELINQUISHED BY	DATE/TIME	RECEIVED BY	DATE/TIME
1:	10/27/10 11:44	1: M.	10/27/10 11:44
2:		2:	
3:		3:	

PROJECT INFORMATION

PROJECT NAME: Southern Metals
PROJECT #: 2665
SITE ADDRESS: Huber Street
SEND REPORT TO: A. Picken
INVOICE TO: (IF DIFFERENT FROM ABOVE)
QUOTE #: PO#:

RECEIPT

Total # of Containers: 47

Turnaround Time Request
- [X] Standard 5 Business Days
- [ ] 2 Business Day Rush
- [ ] Next Business Day Rush
- [ ] Same Day Rush (auth req.)
- [ ] Other

STATE PROGRAM (if any):
E-mail? Y / N; Fax? Y / N
DATA PACKAGE: I II III IV

SPECIAL INSTRUCTIONS/COMMENTS:

SHIPMENT METHOD
OUT / / VIA:
IN / / VIA:
CLIENT FedEx UPS MAIL COURIER
GREYHOUND OTHER

SAMPLES RECEIVED AFTER 3PM OR SATURDAY ARE CONSIDERED AS RECEIVED ON THE NEXT BUSINESS DAY; IF NO TAT IS MARKED ON COC AES WILL PROCEED AS STANDARD TAT.
SAMPLES ARE DISPOSED OF 30 DAYS AFTER COMPLETION OF REPORT UNLESS OTHER ARRANGEMENTS ARE MADE.

MATRIX CODES: A = Air GW = Groundwater SE = Sediment SO = Soil SW = Surface Water W = Water (Blanks) DW = Drinking Water (Blanks) O = Other (specify)
PRESERVATIVE CODES: H+I = Hydrochloric acid + ice I = Ice only N = Nitric acid S+I = Sulfuric acid + ice S/M+I = Sodium Bisulfate/Methanol + ice O = Other (specify) NA = None

White Copy - Original; Yellow Copy - Client

Analytical Environmental Services, Inc **Date:** 3-Nov-10

Client:	Peachtree Environmental	**Client Sample ID:**	SM-1010-MW25-10
Project:	Southern Metals	**Collection Date:**	10/25/2010 10:15:00 AM
Lab ID:	1010M89-002	**Matrix:**	Soil

Analyses	Result	Reporting Limit	Qual	Units	BatchID	Dilution Factor	Date Analyzed	Analyst
TCL VOLATILE ORGANICS SW8260B				**(SW5035)**				
1,1,1-Trichloroethane	BRL	0.0060		mg/Kg-dry	137318	1	10/29/2010 13:50	JE
1,1,2,2-Tetrachloroethane	BRL	0.0060		mg/Kg-dry	137318	1	10/29/2010 13:50	JE
1,1,2-Trichloroethane	BRL	0.0060		mg/Kg-dry	137318	1	10/29/2010 13:50	JE
1,1-Dichloroethane	BRL	0.0060		mg/Kg-dry	137318	1	10/29/2010 13:50	JE
1,1-Dichloroethene	BRL	0.0060		mg/Kg-dry	137318	1	10/29/2010 13:50	JE
1,2,4-Trichlorobenzene	BRL	0.0060		mg/Kg-dry	137318	1	10/29/2010 13:50	JE
1,2-Dibromo-3-chloropropane	BRL	0.0060		mg/Kg-dry	137318	1	10/29/2010 13:50	JE
1,2-Dibromoethane	BRL	0.0060		mg/Kg-dry	137318	1	10/29/2010 13:50	JE
1,2-Dichlorobenzene	BRL	0.0060		mg/Kg-dry	137318	1	10/29/2010 13:50	JE
1,2-Dichloroethane	BRL	0.0060		mg/Kg-dry	137318	1	10/29/2010 13:50	JE
1,2-Dichloropropane	BRL	0.0060		mg/Kg-dry	137318	1	10/29/2010 13:50	JE
1,3-Dichlorobenzene	BRL	0.0060		mg/Kg-dry	137318	1	10/29/2010 13:50	JE
1,4-Dichlorobenzene	BRL	0.0060		mg/Kg-dry	137318	1	10/29/2010 13:50	JE
2-Butanone	BRL	0.060		mg/Kg-dry	137318	1	10/29/2010 13:50	JE
2-Hexanone	BRL	0.012		mg/Kg-dry	137318	1	10/29/2010 13:50	JE
4-Methyl-2-pentanone	BRL	0.012		mg/Kg-dry	137318	1	10/29/2010 13:50	JE
Acetone	BRL	0.12		mg/Kg-dry	137318	1	10/29/2010 13:50	JE
Benzene	BRL	0.0060		mg/Kg-dry	137318	1	10/29/2010 13:50	JE
Bromodichloromethane	BRL	0.0060		mg/Kg-dry	137318	1	10/29/2010 13:50	JE
Bromoform	BRL	0.0060		mg/Kg-dry	137318	1	10/29/2010 13:50	JE
Bromomethane	BRL	0.0060		mg/Kg-dry	137318	1	10/29/2010 13:50	JE
Carbon disulfide	BRL	0.012		mg/Kg-dry	137318	1	10/29/2010 13:50	JE
Carbon tetrachloride	BRL	0.0060		mg/Kg-dry	137318	1	10/29/2010 13:50	JE
Chlorobenzene	BRL	0.0060		mg/Kg-dry	137318	1	10/29/2010 13:50	JE
Chloroethane	BRL	0.012		mg/Kg-dry	137318	1	10/29/2010 13:50	JE
Chloroform	BRL	0.0060		mg/Kg-dry	137318	1	10/29/2010 13:50	JE
Chloromethane	BRL	0.012		mg/Kg-dry	137318	1	10/29/2010 13:50	JE
cis-1,2-Dichloroethene	BRL	0.0060		mg/Kg-dry	137318	1	10/29/2010 13:50	JE
cis-1,3-Dichloropropene	BRL	0.0060		mg/Kg-dry	137318	1	10/29/2010 13:50	JE
Cyclohexane	BRL	0.0060		mg/Kg-dry	137318	1	10/29/2010 13:50	JE
Dibromochloromethane	BRL	0.0060		mg/Kg-dry	137318	1	10/29/2010 13:50	JE
Dichlorodifluoromethane	BRL	0.012		mg/Kg-dry	137318	1	10/29/2010 13:50	JE
Ethylbenzene	BRL	0.0060		mg/Kg-dry	137318	1	10/29/2010 13:50	JE
Freon-113	BRL	0.012		mg/Kg-dry	137318	1	10/29/2010 13:50	JE
Isopropylbenzene	BRL	0.0060		mg/Kg-dry	137318	1	10/29/2010 13:50	JE
m,p-Xylene	BRL	0.012		mg/Kg-dry	137318	1	10/29/2010 13:50	JE
Methyl acetate	BRL	0.0060		mg/Kg-dry	137318	1	10/29/2010 13:50	JE
Methyl tert-butyl ether	BRL	0.0060		mg/Kg-dry	137318	1	10/29/2010 13:50	JE
Methylcyclohexane	BRL	0.0060		mg/Kg-dry	137318	1	10/29/2010 13:50	JE
Methylene chloride	BRL	0.0060		mg/Kg-dry	137318	1	10/29/2010 13:50	JE
o-Xylene	BRL	0.0060		mg/Kg-dry	137318	1	10/29/2010 13:50	JE

Qualifiers:

- * Value exceeds maximum contaminant level
- BRL Below reporting limit
- H Holding times for preparation or analysis exceeded
- N Analyte not NELAC certified
- B Analyte detected in the associated method blank
- > Greater than Result value
- E Estimated (value above quantitation range)
- S Spike Recovery outside limits due to matrix
- Narr See case narrative
- NC Not confirmed
- < Less than Result value

Analytical Environmental Services, Inc **Date:** 3-Nov-10

Client:	Peachtree Environmental	**Client Sample ID:**	SM-1010-MW25-10
Project:	Southern Metals	**Collection Date:**	10/25/2010 10:15:00 AM
Lab ID:	1010M89-002	**Matrix:**	Soil

Analyses	Result	Reporting Limit	Qual	Units	BatchID	Dilution Factor	Date Analyzed	Analyst
TCL VOLATILE ORGANICS SW8260B				**(SW5035)**				
Styrene	BRL	0.0060		mg/Kg-dry	137318	1	10/29/2010 13:50	JE
Tetrachloroethene	BRL	0.0060		mg/Kg-dry	137318	1	10/29/2010 13:50	JE
Toluene	BRL	0.0060		mg/Kg-dry	137318	1	10/29/2010 13:50	JE
trans-1,2-Dichloroethene	BRL	0.0060		mg/Kg-dry	137318	1	10/29/2010 13:50	JE
trans-1,3-Dichloropropene	BRL	0.0060		mg/Kg-dry	137318	1	10/29/2010 13:50	JE
Trichloroethene	BRL	0.0060		mg/Kg-dry	137318	1	10/29/2010 13:50	JE
Trichlorofluoromethane	BRL	0.0060		mg/Kg-dry	137318	1	10/29/2010 13:50	JE
Vinyl chloride	BRL	0.012		mg/Kg-dry	137318	1	10/29/2010 13:50	JE
Surr: 4-Bromofluorobenzene	98.2	56-137		%REC	137318	1	10/29/2010 13:50	JE
Surr: Dibromofluoromethane	113	73.7-137		%REC	137318	1	10/29/2010 13:50	JE
Surr: Toluene-d8	100	69.2-126		%REC	137318	1	10/29/2010 13:50	JE
PERCENT MOISTURE D2216								
Percent Moisture	14.7	0		wt%	R183493	1	10/29/2010 13:30	AS

Qualifiers:

*	Value exceeds maximum contaminant level	E	Estimated (value above quantitation range)
BRL	Below reporting limit	S	Spike Recovery outside limits due to matrix
H	Holding times for preparation or analysis exceeded	Narr	See case narrative
N	Analyte not NELAC certified	NC	Not confirmed
B	Analyte detected in the associated method blank	<	Less than Result value
>	Greater than Result value		

Analytical Environmental Services, Inc **Date:** 3-Nov-10

Client:	Peachtree Environmental	**Client Sample ID:**	SM-1010-MW25-15
Project:	Southern Metals	**Collection Date:**	10/25/2010 10:45:00 AM
Lab ID:	1010M89-003	**Matrix:**	Soil

Analyses	Result	Reporting Limit	Qual	Units	BatchID	Dilution Factor	Date Analyzed	Analyst
TCL VOLATILE ORGANICS SW8260B				**(SW5035)**				
1,1,1-Trichloroethane	BRL	0.0060		mg/Kg-dry	137318	1	10/29/2010 14:15	JE
1,1,2,2-Tetrachloroethane	BRL	0.0060		mg/Kg-dry	137318	1	10/29/2010 14:15	JE
1,1,2-Trichloroethane	BRL	0.0060		mg/Kg-dry	137318	1	10/29/2010 14:15	JE
1,1-Dichloroethane	BRL	0.0060		mg/Kg-dry	137318	1	10/29/2010 14:15	JE
1,1-Dichloroethene	BRL	0.0060		mg/Kg-dry	137318	1	10/29/2010 14:15	JE
1,2,4-Trichlorobenzene	BRL	0.0060		mg/Kg-dry	137318	1	10/29/2010 14:15	JE
1,2-Dibromo-3-chloropropane	BRL	0.0060		mg/Kg-dry	137318	1	10/29/2010 14:15	JE
1,2-Dibromoethane	BRL	0.0060		mg/Kg-dry	137318	1	10/29/2010 14:15	JE
1,2-Dichlorobenzene	BRL	0.0060		mg/Kg-dry	137318	1	10/29/2010 14:15	JE
1,2-Dichloroethane	BRL	0.0060		mg/Kg-dry	137318	1	10/29/2010 14:15	JE
1,2-Dichloropropane	BRL	0.0060		mg/Kg-dry	137318	1	10/29/2010 14:15	JE
1,3-Dichlorobenzene	BRL	0.0060		mg/Kg-dry	137318	1	10/29/2010 14:15	JE
1,4-Dichlorobenzene	BRL	0.0060		mg/Kg-dry	137318	1	10/29/2010 14:15	JE
2-Butanone	BRL	0.060		mg/Kg-dry	137318	1	10/29/2010 14:15	JE
2-Hexanone	BRL	0.012		mg/Kg-dry	137318	1	10/29/2010 14:15	JE
4-Methyl-2-pentanone	BRL	0.012		mg/Kg-dry	137318	1	10/29/2010 14:15	JE
Acetone	0.19	0.12		mg/Kg-dry	137318	1	10/29/2010 14:15	JE
Benzene	BRL	0.0060		mg/Kg-dry	137318	1	10/29/2010 14:15	JE
Bromodichloromethane	BRL	0.0060		mg/Kg-dry	137318	1	10/29/2010 14:15	JE
Bromoform	BRL	0.0060		mg/Kg-dry	137318	1	10/29/2010 14:15	JE
Bromomethane	BRL	0.0060		mg/Kg-dry	137318	1	10/29/2010 14:15	JE
Carbon disulfide	BRL	0.012		mg/Kg-dry	137318	1	10/29/2010 14:15	JE
Carbon tetrachloride	BRL	0.0060		mg/Kg-dry	137318	1	10/29/2010 14:15	JE
Chlorobenzene	BRL	0.0060		mg/Kg-dry	137318	1	10/29/2010 14:15	JE
Chloroethane	BRL	0.012		mg/Kg-dry	137318	1	10/29/2010 14:15	JE
Chloroform	BRL	0.0060		mg/Kg-dry	137318	1	10/29/2010 14:15	JE
Chloromethane	BRL	0.012		mg/Kg-dry	137318	1	10/29/2010 14:15	JE
cis-1,2-Dichloroethene	BRL	0.0060		mg/Kg-dry	137318	1	10/29/2010 14:15	JE
cis-1,3-Dichloropropene	BRL	0.0060		mg/Kg-dry	137318	1	10/29/2010 14:15	JE
Cyclohexane	BRL	0.0060		mg/Kg-dry	137318	1	10/29/2010 14:15	JE
Dibromochloromethane	BRL	0.0060		mg/Kg-dry	137318	1	10/29/2010 14:15	JE
Dichlorodifluoromethane	BRL	0.012		mg/Kg-dry	137318	1	10/29/2010 14:15	JE
Ethylbenzene	BRL	0.0060		mg/Kg-dry	137318	1	10/29/2010 14:15	JE
Freon-113	BRL	0.012		mg/Kg-dry	137318	1	10/29/2010 14:15	JE
Isopropylbenzene	BRL	0.0060		mg/Kg-dry	137318	1	10/29/2010 14:15	JE
m,p-Xylene	BRL	0.012		mg/Kg-dry	137318	1	10/29/2010 14:15	JE
Methyl acetate	BRL	0.0060		mg/Kg-dry	137318	1	10/29/2010 14:15	JE
Methyl tert-butyl ether	BRL	0.0060		mg/Kg-dry	137318	1	10/29/2010 14:15	JE
Methylcyclohexane	BRL	0.0060		mg/Kg-dry	137318	1	10/29/2010 14:15	JE
Methylene chloride	BRL	0.0060		mg/Kg-dry	137318	1	10/29/2010 14:15	JE
o-Xylene	BRL	0.0060		mg/Kg-dry	137318	1	10/29/2010 14:15	JE

Qualifiers:

- * Value exceeds maximum contaminant level
- BRL Below reporting limit
- H Holding times for preparation or analysis exceeded
- N Analyte not NELAC certified
- B Analyte detected in the associated method blank
- > Greater than Result value
- E Estimated (value above quantitation range)
- S Spike Recovery outside limits due to matrix
- Narr See case narrative
- NC Not confirmed
- < Less than Result value

Analytical Environmental Services, Inc **Date:** 3-Nov-10

Client:	Peachtree Environmental	**Client Sample ID:**	SM-1010-MW25-15
Project:	Southern Metals	**Collection Date:**	10/25/2010 10:45:00 AM
Lab ID:	1010M89-003	**Matrix:**	Soil

Analyses	Result	Reporting Limit	Qual	Units	BatchID	Dilution Factor	Date Analyzed	Analyst
TCL VOLATILE ORGANICS SW8260B				**(SW5035)**				
Styrene	BRL	0.0060		mg/Kg-dry	137318	1	10/29/2010 14:15	JE
Tetrachloroethene	1.1	0.33		mg/Kg-dry	137175	50	11/01/2010 13:44	SB
Toluene	BRL	0.0060		mg/Kg-dry	137318	1	10/29/2010 14:15	JE
trans-1,2-Dichloroethene	BRL	0.0060		mg/Kg-dry	137318	1	10/29/2010 14:15	JE
trans-1,3-Dichloropropene	BRL	0.0060		mg/Kg-dry	137318	1	10/29/2010 14:15	JE
Trichloroethene	BRL	0.0060		mg/Kg-dry	137318	1	10/29/2010 14:15	JE
Trichlorofluoromethane	BRL	0.0060		mg/Kg-dry	137318	1	10/29/2010 14:15	JE
Vinyl chloride	BRL	0.012		mg/Kg-dry	137318	1	10/29/2010 14:15	JE
Surr: 4-Bromofluorobenzene	80	56-137		%REC	137318	1	10/29/2010 14:15	JE
Surr: 4-Bromofluorobenzene	90.4	56-137		%REC	137175	50	11/01/2010 13:44	SB
Surr: Dibromofluoromethane	118	73.7-137		%REC	137318	1	10/29/2010 14:15	JE
Surr: Dibromofluoromethane	104	73.7-137		%REC	137175	50	11/01/2010 13:44	SB
Surr: Toluene-d8	99.5	69.2-126		%REC	137318	1	10/29/2010 14:15	JE
Surr: Toluene-d8	86.3	69.2-126		%REC	137175	50	11/01/2010 13:44	SB
PERCENT MOISTURE D2216								
Percent Moisture	20.6	0		wt%	R183493	1	10/29/2010 13:30	AS

Qualifiers:

- * Value exceeds maximum contaminant level
- BRL Below reporting limit
- H Holding times for preparation or analysis exceeded
- N Analyte not NELAC certified
- B Analyte detected in the associated method blank
- > Greater than Result value
- E Estimated (value above quantitation range)
- S Spike Recovery outside limits due to matrix
- Narr See case narrative
- NC Not confirmed
- < Less than Result value

Analytical Environmental Services, Inc **Date:** 3-Nov-10

Client:	Peachtree Environmental	**Client Sample ID:**	SM-1010-MW26-10
Project:	Southern Metals	**Collection Date:**	10/26/2010 9:30:00 AM
Lab ID:	1010M89-004	**Matrix:**	Soil

Analyses	Result	Reporting Limit	Qual	Units	BatchID	Dilution Factor	Date Analyzed	Analyst
TCL VOLATILE ORGANICS SW8260B				**(SW5035)**				
1,1,1-Trichloroethane	BRL	0.012		mg/Kg-dry	137318	1	10/29/2010 14:40	JE
1,1,2,2-Tetrachloroethane	BRL	0.012		mg/Kg-dry	137318	1	10/29/2010 14:40	JE
1,1,2-Trichloroethane	BRL	0.012		mg/Kg-dry	137318	1	10/29/2010 14:40	JE
1,1-Dichloroethane	BRL	0.012		mg/Kg-dry	137318	1	10/29/2010 14:40	JE
1,1-Dichloroethene	BRL	0.012		mg/Kg-dry	137318	1	10/29/2010 14:40	JE
1,2,4-Trichlorobenzene	BRL	0.012		mg/Kg-dry	137318	1	10/29/2010 14:40	JE
1,2-Dibromo-3-chloropropane	BRL	0.012		mg/Kg-dry	137318	1	10/29/2010 14:40	JE
1,2-Dibromoethane	BRL	0.012		mg/Kg-dry	137318	1	10/29/2010 14:40	JE
1,2-Dichlorobenzene	BRL	0.012		mg/Kg-dry	137318	1	10/29/2010 14:40	JE
1,2-Dichloroethane	BRL	0.012		mg/Kg-dry	137318	1	10/29/2010 14:40	JE
1,2-Dichloropropane	BRL	0.012		mg/Kg-dry	137318	1	10/29/2010 14:40	JE
1,3-Dichlorobenzene	BRL	0.012		mg/Kg-dry	137318	1	10/29/2010 14:40	JE
1,4-Dichlorobenzene	BRL	0.012		mg/Kg-dry	137318	1	10/29/2010 14:40	JE
2-Butanone	BRL	0.12		mg/Kg-dry	137318	1	10/29/2010 14:40	JE
2-Hexanone	BRL	0.024		mg/Kg-dry	137318	1	10/29/2010 14:40	JE
4-Methyl-2-pentanone	BRL	0.024		mg/Kg-dry	137318	1	10/29/2010 14:40	JE
Acetone	BRL	0.24		mg/Kg-dry	137318	1	10/29/2010 14:40	JE
Benzene	BRL	0.012		mg/Kg-dry	137318	1	10/29/2010 14:40	JE
Bromodichloromethane	BRL	0.012		mg/Kg-dry	137318	1	10/29/2010 14:40	JE
Bromoform	BRL	0.012		mg/Kg-dry	137318	1	10/29/2010 14:40	JE
Bromomethane	BRL	0.012		mg/Kg-dry	137318	1	10/29/2010 14:40	JE
Carbon disulfide	BRL	0.024		mg/Kg-dry	137318	1	10/29/2010 14:40	JE
Carbon tetrachloride	BRL	0.012		mg/Kg-dry	137318	1	10/29/2010 14:40	JE
Chlorobenzene	BRL	0.012		mg/Kg-dry	137318	1	10/29/2010 14:40	JE
Chloroethane	BRL	0.024		mg/Kg-dry	137318	1	10/29/2010 14:40	JE
Chloroform	BRL	0.012		mg/Kg-dry	137318	1	10/29/2010 14:40	JE
Chloromethane	BRL	0.024		mg/Kg-dry	137318	1	10/29/2010 14:40	JE
cis-1,2-Dichloroethene	BRL	0.012		mg/Kg-dry	137318	1	10/29/2010 14:40	JE
cis-1,3-Dichloropropene	BRL	0.012		mg/Kg-dry	137318	1	10/29/2010 14:40	JE
Cyclohexane	BRL	0.012		mg/Kg-dry	137318	1	10/29/2010 14:40	JE
Dibromochloromethane	BRL	0.012		mg/Kg-dry	137318	1	10/29/2010 14:40	JE
Dichlorodifluoromethane	BRL	0.024		mg/Kg-dry	137318	1	10/29/2010 14:40	JE
Ethylbenzene	BRL	0.012		mg/Kg-dry	137318	1	10/29/2010 14:40	JE
Freon-113	BRL	0.024		mg/Kg-dry	137318	1	10/29/2010 14:40	JE
Isopropylbenzene	BRL	0.012		mg/Kg-dry	137318	1	10/29/2010 14:40	JE
m,p-Xylene	BRL	0.024		mg/Kg-dry	137318	1	10/29/2010 14:40	JE
Methyl acetate	BRL	0.012		mg/Kg-dry	137318	1	10/29/2010 14:40	JE
Methyl tert-butyl ether	BRL	0.012		mg/Kg-dry	137318	1	10/29/2010 14:40	JE
Methylcyclohexane	BRL	0.012		mg/Kg-dry	137318	1	10/29/2010 14:40	JE
Methylene chloride	BRL	0.012		mg/Kg-dry	137318	1	10/29/2010 14:40	JE
o-Xylene	BRL	0.012		mg/Kg-dry	137318	1	10/29/2010 14:40	JE

Qualifiers:

- * Value exceeds maximum contaminant level
- BRL Below reporting limit
- H Holding times for preparation or analysis exceeded
- N Analyte not NELAC certified
- B Analyte detected in the associated method blank
- > Greater than Result value
- E Estimated (value above quantitation range)
- S Spike Recovery outside limits due to matrix
- Narr See case narrative
- NC Not confirmed
- < Less than Result value

Analytical Environmental Services, Inc **Date:** 3-Nov-10

Client:	Peachtree Environmental	**Client Sample ID:**	SM-1010-MW26-10
Project:	Southern Metals	**Collection Date:**	10/26/2010 9:30:00 AM
Lab ID:	1010M89-004	**Matrix:**	Soil

Analyses	Result	Reporting Limit	Qual	Units	BatchID	Dilution Factor	Date Analyzed	Analyst
TCL VOLATILE ORGANICS SW8260B				**(SW5035)**				
Styrene	BRL	0.012		mg/Kg-dry	137318	1	10/29/2010 14:40	JE
Tetrachloroethene	BRL	0.012		mg/Kg-dry	137318	1	10/29/2010 14:40	JE
Toluene	BRL	0.012		mg/Kg-dry	137318	1	10/29/2010 14:40	JE
trans-1,2-Dichloroethene	BRL	0.012		mg/Kg-dry	137318	1	10/29/2010 14:40	JE
trans-1,3-Dichloropropene	BRL	0.012		mg/Kg-dry	137318	1	10/29/2010 14:40	JE
Trichloroethene	BRL	0.012		mg/Kg-dry	137318	1	10/29/2010 14:40	JE
Trichlorofluoromethane	BRL	0.012		mg/Kg-dry	137318	1	10/29/2010 14:40	JE
Vinyl chloride	BRL	0.024		mg/Kg-dry	137318	1	10/29/2010 14:40	JE
Surr: 4-Bromofluorobenzene	93.7	56-137		%REC	137318	1	10/29/2010 14:40	JE
Surr: Dibromofluoromethane	109	73.7-137		%REC	137318	1	10/29/2010 14:40	JE
Surr: Toluene-d8	101	69.2-126		%REC	137318	1	10/29/2010 14:40	JE
PERCENT MOISTURE D2216								
Percent Moisture	8.91	0		wt%	R183493	1	10/29/2010 13:30	AS

Qualifiers:

*	Value exceeds maximum contaminant level	E	Estimated (value above quantitation range)
BRL	Below reporting limit	S	Spike Recovery outside limits due to matrix
H	Holding times for preparation or analysis exceeded	Narr	See case narrative
N	Analyte not NELAC certified	NC	Not confirmed
B	Analyte detected in the associated method blank	<	Less than Result value
>	Greater than Result value		

Analytical Environmental Services, Inc **Date:** 3-Nov-10

Client:	Peachtree Environmental	**Client Sample ID:**	SM-1010-MW26-15
Project:	Southern Metals	**Collection Date:**	10/26/2010 9:50:00 AM
Lab ID:	1010M89-005	**Matrix:**	Soil

Analyses	Result	Reporting Limit	Qual	Units	BatchID	Dilution Factor	Date Analyzed	Analyst
TCL VOLATILE ORGANICS SW8260B				**(SW5035)**				
1,1,1-Trichloroethane	BRL	0.0076		mg/Kg-dry	137318	1	10/29/2010 15:06	JE
1,1,2,2-Tetrachloroethane	BRL	0.0076		mg/Kg-dry	137318	1	10/29/2010 15:06	JE
1,1,2-Trichloroethane	BRL	0.0076		mg/Kg-dry	137318	1	10/29/2010 15:06	JE
1,1-Dichloroethane	BRL	0.0076		mg/Kg-dry	137318	1	10/29/2010 15:06	JE
1,1-Dichloroethene	BRL	0.0076		mg/Kg-dry	137318	1	10/29/2010 15:06	JE
1,2,4-Trichlorobenzene	BRL	0.0076		mg/Kg-dry	137318	1	10/29/2010 15:06	JE
1,2-Dibromo-3-chloropropane	BRL	0.0076		mg/Kg-dry	137318	1	10/29/2010 15:06	JE
1,2-Dibromoethane	BRL	0.0076		mg/Kg-dry	137318	1	10/29/2010 15:06	JE
1,2-Dichlorobenzene	BRL	0.0076		mg/Kg-dry	137318	1	10/29/2010 15:06	JE
1,2-Dichloroethane	BRL	0.0076		mg/Kg-dry	137318	1	10/29/2010 15:06	JE
1,2-Dichloropropane	BRL	0.0076		mg/Kg-dry	137318	1	10/29/2010 15:06	JE
1,3-Dichlorobenzene	BRL	0.0076		mg/Kg-dry	137318	1	10/29/2010 15:06	JE
1,4-Dichlorobenzene	BRL	0.0076		mg/Kg-dry	137318	1	10/29/2010 15:06	JE
2-Butanone	BRL	0.076		mg/Kg-dry	137318	1	10/29/2010 15:06	JE
2-Hexanone	BRL	0.015		mg/Kg-dry	137318	1	10/29/2010 15:06	JE
4-Methyl-2-pentanone	BRL	0.015		mg/Kg-dry	137318	1	10/29/2010 15:06	JE
Acetone	BRL	0.15		mg/Kg-dry	137318	1	10/29/2010 15:06	JE
Benzene	BRL	0.0076		mg/Kg-dry	137318	1	10/29/2010 15:06	JE
Bromodichloromethane	BRL	0.0076		mg/Kg-dry	137318	1	10/29/2010 15:06	JE
Bromoform	BRL	0.0076		mg/Kg-dry	137318	1	10/29/2010 15:06	JE
Bromomethane	BRL	0.0076		mg/Kg-dry	137318	1	10/29/2010 15:06	JE
Carbon disulfide	BRL	0.015		mg/Kg-dry	137318	1	10/29/2010 15:06	JE
Carbon tetrachloride	BRL	0.0076		mg/Kg-dry	137318	1	10/29/2010 15:06	JE
Chlorobenzene	BRL	0.0076		mg/Kg-dry	137318	1	10/29/2010 15:06	JE
Chloroethane	BRL	0.015		mg/Kg-dry	137318	1	10/29/2010 15:06	JE
Chloroform	BRL	0.0076		mg/Kg-dry	137318	1	10/29/2010 15:06	JE
Chloromethane	BRL	0.015		mg/Kg-dry	137318	1	10/29/2010 15:06	JE
cis-1,2-Dichloroethene	BRL	0.0076		mg/Kg-dry	137318	1	10/29/2010 15:06	JE
cis-1,3-Dichloropropene	BRL	0.0076		mg/Kg-dry	137318	1	10/29/2010 15:06	JE
Cyclohexane	BRL	0.0076		mg/Kg-dry	137318	1	10/29/2010 15:06	JE
Dibromochloromethane	BRL	0.0076		mg/Kg-dry	137318	1	10/29/2010 15:06	JE
Dichlorodifluoromethane	BRL	0.015		mg/Kg-dry	137318	1	10/29/2010 15:06	JE
Ethylbenzene	BRL	0.0076		mg/Kg-dry	137318	1	10/29/2010 15:06	JE
Freon-113	BRL	0.015		mg/Kg-dry	137318	1	10/29/2010 15:06	JE
Isopropylbenzene	BRL	0.0076		mg/Kg-dry	137318	1	10/29/2010 15:06	JE
m,p-Xylene	BRL	0.015		mg/Kg-dry	137318	1	10/29/2010 15:06	JE
Methyl acetate	BRL	0.0076		mg/Kg-dry	137318	1	10/29/2010 15:06	JE
Methyl tert-butyl ether	BRL	0.0076		mg/Kg-dry	137318	1	10/29/2010 15:06	JE
Methylcyclohexane	BRL	0.0076		mg/Kg-dry	137318	1	10/29/2010 15:06	JE
Methylene chloride	BRL	0.0076		mg/Kg-dry	137318	1	10/29/2010 15:06	JE
o-Xylene	BRL	0.0076		mg/Kg-dry	137318	1	10/29/2010 15:06	JE

Qualifiers:

- * Value exceeds maximum contaminant level
- BRL Below reporting limit
- H Holding times for preparation or analysis exceeded
- N Analyte not NELAC certified
- B Analyte detected in the associated method blank
- > Greater than Result value
- E Estimated (value above quantitation range)
- S Spike Recovery outside limits due to matrix
- Narr See case narrative
- NC Not confirmed
- < Less than Result value

Analytical Environmental Services, Inc **Date:** 3-Nov-10

Client:	Peachtree Environmental	**Client Sample ID:**	SM-1010-MW26-15
Project:	Southern Metals	**Collection Date:**	10/26/2010 9:50:00 AM
Lab ID:	1010M89-005	**Matrix:**	Soil

Analyses	Result	Reporting Limit	Qual	Units	BatchID	Dilution Factor	Date Analyzed	Analyst
TCL VOLATILE ORGANICS SW8260B				**(SW5035)**				
Styrene	BRL	0.0076		mg/Kg-dry	137318	1	10/29/2010 15:06	JE
Tetrachloroethene	BRL	0.0076		mg/Kg-dry	137318	1	10/29/2010 15:06	JE
Toluene	BRL	0.0076		mg/Kg-dry	137318	1	10/29/2010 15:06	JE
trans-1,2-Dichloroethene	BRL	0.0076		mg/Kg-dry	137318	1	10/29/2010 15:06	JE
trans-1,3-Dichloropropene	BRL	0.0076		mg/Kg-dry	137318	1	10/29/2010 15:06	JE
Trichloroethene	BRL	0.0076		mg/Kg-dry	137318	1	10/29/2010 15:06	JE
Trichlorofluoromethane	BRL	0.0076		mg/Kg-dry	137318	1	10/29/2010 15:06	JE
Vinyl chloride	BRL	0.015		mg/Kg-dry	137318	1	10/29/2010 15:06	JE
Surr: 4-Bromofluorobenzene	95.9	56-137		%REC	137318	1	10/29/2010 15:06	JE
Surr: Dibromofluoromethane	105	73.7-137		%REC	137318	1	10/29/2010 15:06	JE
Surr: Toluene-d8	97.3	69.2-126		%REC	137318	1	10/29/2010 15:06	JE
PERCENT MOISTURE D2216								
Percent Moisture	11.9	0		wt%	R183493	1	10/29/2010 13:30	AS

Qualifiers:

- * Value exceeds maximum contaminant level
- BRL Below reporting limit
- H Holding times for preparation or analysis exceeded
- N Analyte not NELAC certified
- B Analyte detected in the associated method blank
- > Greater than Result value
- E Estimated (value above quantitation range)
- S Spike Recovery outside limits due to matrix
- Narr See case narrative
- NC Not confirmed
- < Less than Result value

Analytical Environmental Services, Inc **Date:** 3-Nov-10

Client:	Peachtree Environmental	**Client Sample ID:**	SM-1010-MW27-10
Project:	Southern Metals	**Collection Date:**	10/26/2010 11:45:00 AM
Lab ID:	1010M89-007	**Matrix:**	Soil

Analyses	Result	Reporting Limit	Qual	Units	BatchID	Dilution Factor	Date Analyzed	Analyst
TCL VOLATILE ORGANICS SW8260B				**(SW5035)**				
1,1,1-Trichloroethane	BRL	0.0072		mg/Kg-dry	137318	1	10/29/2010 15:35	JE
1,1,2,2-Tetrachloroethane	BRL	0.0072		mg/Kg-dry	137318	1	10/29/2010 15:35	JE
1,1,2-Trichloroethane	BRL	0.0072		mg/Kg-dry	137318	1	10/29/2010 15:35	JE
1,1-Dichloroethane	BRL	0.0072		mg/Kg-dry	137318	1	10/29/2010 15:35	JE
1,1-Dichloroethene	BRL	0.0072		mg/Kg-dry	137318	1	10/29/2010 15:35	JE
1,2,4-Trichlorobenzene	BRL	0.0072		mg/Kg-dry	137318	1	10/29/2010 15:35	JE
1,2-Dibromo-3-chloropropane	BRL	0.0072		mg/Kg-dry	137318	1	10/29/2010 15:35	JE
1,2-Dibromoethane	BRL	0.0072		mg/Kg-dry	137318	1	10/29/2010 15:35	JE
1,2-Dichlorobenzene	BRL	0.0072		mg/Kg-dry	137318	1	10/29/2010 15:35	JE
1,2-Dichloroethane	BRL	0.0072		mg/Kg-dry	137318	1	10/29/2010 15:35	JE
1,2-Dichloropropane	BRL	0.0072		mg/Kg-dry	137318	1	10/29/2010 15:35	JE
1,3-Dichlorobenzene	BRL	0.0072		mg/Kg-dry	137318	1	10/29/2010 15:35	JE
1,4-Dichlorobenzene	BRL	0.0072		mg/Kg-dry	137318	1	10/29/2010 15:35	JE
2-Butanone	BRL	0.072		mg/Kg-dry	137318	1	10/29/2010 15:35	JE
2-Hexanone	BRL	0.014		mg/Kg-dry	137318	1	10/29/2010 15:35	JE
4-Methyl-2-pentanone	BRL	0.014		mg/Kg-dry	137318	1	10/29/2010 15:35	JE
Acetone	BRL	0.14		mg/Kg-dry	137318	1	10/29/2010 15:35	JE
Benzene	BRL	0.0072		mg/Kg-dry	137318	1	10/29/2010 15:35	JE
Bromodichloromethane	BRL	0.0072		mg/Kg-dry	137318	1	10/29/2010 15:35	JE
Bromoform	BRL	0.0072		mg/Kg-dry	137318	1	10/29/2010 15:35	JE
Bromomethane	BRL	0.0072		mg/Kg-dry	137318	1	10/29/2010 15:35	JE
Carbon disulfide	BRL	0.014		mg/Kg-dry	137318	1	10/29/2010 15:35	JE
Carbon tetrachloride	BRL	0.0072		mg/Kg-dry	137318	1	10/29/2010 15:35	JE
Chlorobenzene	BRL	0.0072		mg/Kg-dry	137318	1	10/29/2010 15:35	JE
Chloroethane	BRL	0.014		mg/Kg-dry	137318	1	10/29/2010 15:35	JE
Chloroform	BRL	0.0072		mg/Kg-dry	137318	1	10/29/2010 15:35	JE
Chloromethane	BRL	0.014		mg/Kg-dry	137318	1	10/29/2010 15:35	JE
cis-1,2-Dichloroethene	BRL	0.0072		mg/Kg-dry	137318	1	10/29/2010 15:35	JE
cis-1,3-Dichloropropene	BRL	0.0072		mg/Kg-dry	137318	1	10/29/2010 15:35	JE
Cyclohexane	BRL	0.0072		mg/Kg-dry	137318	1	10/29/2010 15:35	JE
Dibromochloromethane	BRL	0.0072		mg/Kg-dry	137318	1	10/29/2010 15:35	JE
Dichlorodifluoromethane	BRL	0.014		mg/Kg-dry	137318	1	10/29/2010 15:35	JE
Ethylbenzene	BRL	0.0072		mg/Kg-dry	137318	1	10/29/2010 15:35	JE
Freon-113	BRL	0.014		mg/Kg-dry	137318	1	10/29/2010 15:35	JE
Isopropylbenzene	BRL	0.0072		mg/Kg-dry	137318	1	10/29/2010 15:35	JE
m,p-Xylene	BRL	0.014		mg/Kg-dry	137318	1	10/29/2010 15:35	JE
Methyl acetate	BRL	0.0072		mg/Kg-dry	137318	1	10/29/2010 15:35	JE
Methyl tert-butyl ether	BRL	0.0072		mg/Kg-dry	137318	1	10/29/2010 15:35	JE
Methylcyclohexane	BRL	0.0072		mg/Kg-dry	137318	1	10/29/2010 15:35	JE
Methylene chloride	BRL	0.0072		mg/Kg-dry	137318	1	10/29/2010 15:35	JE
o-Xylene	BRL	0.0072		mg/Kg-dry	137318	1	10/29/2010 15:35	JE

Qualifiers:

- * Value exceeds maximum contaminant level
- BRL Below reporting limit
- H Holding times for preparation or analysis exceeded
- N Analyte not NELAC certified
- B Analyte detected in the associated method blank
- > Greater than Result value
- E Estimated (value above quantitation range)
- S Spike Recovery outside limits due to matrix
- Narr See case narrative
- NC Not confirmed
- < Less than Result value

Analytical Environmental Services, Inc **Date:** 3-Nov-10

Client:	Peachtree Environmental	**Client Sample ID:**	SM-1010-MW27-10
Project:	Southern Metals	**Collection Date:**	10/26/2010 11:45:00 AM
Lab ID:	1010M89-007	**Matrix:**	Soil

Analyses	Result	Reporting Limit	Qual	Units	BatchID	Dilution Factor	Date Analyzed	Analyst
TCL VOLATILE ORGANICS SW8260B				**(SW5035)**				
Styrene	BRL	0.0072		mg/Kg-dry	137318	1	10/29/2010 15:35	JE
Tetrachloroethene	BRL	0.0072		mg/Kg-dry	137318	1	10/29/2010 15:35	JE
Toluene	BRL	0.0072		mg/Kg-dry	137318	1	10/29/2010 15:35	JE
trans-1,2-Dichloroethene	BRL	0.0072		mg/Kg-dry	137318	1	10/29/2010 15:35	JE
trans-1,3-Dichloropropene	BRL	0.0072		mg/Kg-dry	137318	1	10/29/2010 15:35	JE
Trichloroethene	BRL	0.0072		mg/Kg-dry	137318	1	10/29/2010 15:35	JE
Trichlorofluoromethane	BRL	0.0072		mg/Kg-dry	137318	1	10/29/2010 15:35	JE
Vinyl chloride	BRL	0.014		mg/Kg-dry	137318	1	10/29/2010 15:35	JE
Surr: 4-Bromofluorobenzene	95.2	56-137		%REC	137318	1	10/29/2010 15:35	JE
Surr: Dibromofluoromethane	109	73.7-137		%REC	137318	1	10/29/2010 15:35	JE
Surr: Toluene-d8	96.9	69.2-126		%REC	137318	1	10/29/2010 15:35	JE
PERCENT MOISTURE D2216								
Percent Moisture	18.1	0		wt%	R183493	1	10/29/2010 13:30	AS

Qualifiers:

*	Value exceeds maximum contaminant level	E	Estimated (value above quantitation range)
BRL	Below reporting limit	S	Spike Recovery outside limits due to matrix
H	Holding times for preparation or analysis exceeded	Narr	See case narrative
N	Analyte not NELAC certified	NC	Not confirmed
B	Analyte detected in the associated method blank	<	Less than Result value
>	Greater than Result value		

Analytical Environmental Services, Inc **Date:** 3-Nov-10

Client:	Peachtree Environmental	**Client Sample ID:**	SM-1010-MW27-15
Project:	Southern Metals	**Collection Date:**	10/26/2010 12:15:00 PM
Lab ID:	1010M89-008	**Matrix:**	Soil

Analyses	Result	Reporting Limit	Qual	Units	BatchID	Dilution Factor	Date Analyzed	Analyst
TCL VOLATILE ORGANICS SW8260B				**(SW5035)**				
1,1,1-Trichloroethane	BRL	0.0064		mg/Kg-dry	137318	1	10/29/2010 16:00	JE
1,1,2,2-Tetrachloroethane	BRL	0.0064		mg/Kg-dry	137318	1	10/29/2010 16:00	JE
1,1,2-Trichloroethane	BRL	0.0064		mg/Kg-dry	137318	1	10/29/2010 16:00	JE
1,1-Dichloroethane	BRL	0.0064		mg/Kg-dry	137318	1	10/29/2010 16:00	JE
1,1-Dichloroethene	BRL	0.0064		mg/Kg-dry	137318	1	10/29/2010 16:00	JE
1,2,4-Trichlorobenzene	BRL	0.0064		mg/Kg-dry	137318	1	10/29/2010 16:00	JE
1,2-Dibromo-3-chloropropane	BRL	0.0064		mg/Kg-dry	137318	1	10/29/2010 16:00	JE
1,2-Dibromoethane	BRL	0.0064		mg/Kg-dry	137318	1	10/29/2010 16:00	JE
1,2-Dichlorobenzene	BRL	0.0064		mg/Kg-dry	137318	1	10/29/2010 16:00	JE
1,2-Dichloroethane	BRL	0.0064		mg/Kg-dry	137318	1	10/29/2010 16:00	JE
1,2-Dichloropropane	BRL	0.0064		mg/Kg-dry	137318	1	10/29/2010 16:00	JE
1,3-Dichlorobenzene	BRL	0.0064		mg/Kg-dry	137318	1	10/29/2010 16:00	JE
1,4-Dichlorobenzene	BRL	0.0064		mg/Kg-dry	137318	1	10/29/2010 16:00	JE
2-Butanone	BRL	0.064		mg/Kg-dry	137318	1	10/29/2010 16:00	JE
2-Hexanone	BRL	0.013		mg/Kg-dry	137318	1	10/29/2010 16:00	JE
4-Methyl-2-pentanone	BRL	0.013		mg/Kg-dry	137318	1	10/29/2010 16:00	JE
Acetone	BRL	0.13		mg/Kg-dry	137318	1	10/29/2010 16:00	JE
Benzene	BRL	0.0064		mg/Kg-dry	137318	1	10/29/2010 16:00	JE
Bromodichloromethane	BRL	0.0064		mg/Kg-dry	137318	1	10/29/2010 16:00	JE
Bromoform	BRL	0.0064		mg/Kg-dry	137318	1	10/29/2010 16:00	JE
Bromomethane	BRL	0.0064		mg/Kg-dry	137318	1	10/29/2010 16:00	JE
Carbon disulfide	BRL	0.013		mg/Kg-dry	137318	1	10/29/2010 16:00	JE
Carbon tetrachloride	BRL	0.0064		mg/Kg-dry	137318	1	10/29/2010 16:00	JE
Chlorobenzene	BRL	0.0064		mg/Kg-dry	137318	1	10/29/2010 16:00	JE
Chloroethane	BRL	0.013		mg/Kg-dry	137318	1	10/29/2010 16:00	JE
Chloroform	BRL	0.0064		mg/Kg-dry	137318	1	10/29/2010 16:00	JE
Chloromethane	BRL	0.013		mg/Kg-dry	137318	1	10/29/2010 16:00	JE
cis-1,2-Dichloroethene	BRL	0.0064		mg/Kg-dry	137318	1	10/29/2010 16:00	JE
cis-1,3-Dichloropropene	BRL	0.0064		mg/Kg-dry	137318	1	10/29/2010 16:00	JE
Cyclohexane	BRL	0.0064		mg/Kg-dry	137318	1	10/29/2010 16:00	JE
Dibromochloromethane	BRL	0.0064		mg/Kg-dry	137318	1	10/29/2010 16:00	JE
Dichlorodifluoromethane	BRL	0.013		mg/Kg-dry	137318	1	10/29/2010 16:00	JE
Ethylbenzene	BRL	0.0064		mg/Kg-dry	137318	1	10/29/2010 16:00	JE
Freon-113	BRL	0.013		mg/Kg-dry	137318	1	10/29/2010 16:00	JE
Isopropylbenzene	BRL	0.0064		mg/Kg-dry	137318	1	10/29/2010 16:00	JE
m,p-Xylene	BRL	0.013		mg/Kg-dry	137318	1	10/29/2010 16:00	JE
Methyl acetate	BRL	0.0064		mg/Kg-dry	137318	1	10/29/2010 16:00	JE
Methyl tert-butyl ether	BRL	0.0064		mg/Kg-dry	137318	1	10/29/2010 16:00	JE
Methylcyclohexane	BRL	0.0064		mg/Kg-dry	137318	1	10/29/2010 16:00	JE
Methylene chloride	BRL	0.0064		mg/Kg-dry	137318	1	10/29/2010 16:00	JE
o-Xylene	BRL	0.0064		mg/Kg-dry	137318	1	10/29/2010 16:00	JE

Qualifiers:

- * Value exceeds maximum contaminant level
- BRL Below reporting limit
- H Holding times for preparation or analysis exceeded
- N Analyte not NELAC certified
- B Analyte detected in the associated method blank
- > Greater than Result value
- E Estimated (value above quantitation range)
- S Spike Recovery outside limits due to matrix
- Narr See case narrative
- NC Not confirmed
- < Less than Result value

Analytical Environmental Services, Inc **Date:** 3-Nov-10

Client:	Peachtree Environmental	**Client Sample ID:**	SM-1010-MW27-15
Project:	Southern Metals	**Collection Date:**	10/26/2010 12:15:00 PM
Lab ID:	1010M89-008	**Matrix:**	Soil

Analyses	Result	Reporting Limit	Qual	Units	BatchID	Dilution Factor	Date Analyzed	Analyst
TCL VOLATILE ORGANICS SW8260B				**(SW5035)**				
Styrene	BRL	0.0064		mg/Kg-dry	137318	1	10/29/2010 16:00	JE
Tetrachloroethene	0.0070	0.0064		mg/Kg-dry	137318	1	10/29/2010 16:00	JE
Toluene	BRL	0.0064		mg/Kg-dry	137318	1	10/29/2010 16:00	JE
trans-1,2-Dichloroethene	BRL	0.0064		mg/Kg-dry	137318	1	10/29/2010 16:00	JE
trans-1,3-Dichloropropene	BRL	0.0064		mg/Kg-dry	137318	1	10/29/2010 16:00	JE
Trichloroethene	BRL	0.0064		mg/Kg-dry	137318	1	10/29/2010 16:00	JE
Trichlorofluoromethane	BRL	0.0064		mg/Kg-dry	137318	1	10/29/2010 16:00	JE
Vinyl chloride	BRL	0.013		mg/Kg-dry	137318	1	10/29/2010 16:00	JE
Surr: 4-Bromofluorobenzene	93.9	56-137		%REC	137318	1	10/29/2010 16:00	JE
Surr: Dibromofluoromethane	107	73.7-137		%REC	137318	1	10/29/2010 16:00	JE
Surr: Toluene-d8	100	69.2-126		%REC	137318	1	10/29/2010 16:00	JE
PERCENT MOISTURE D2216								
Percent Moisture	17.1	0		wt%	R183493	1	10/29/2010 13:30	AS

Qualifiers:

*	Value exceeds maximum contaminant level	E	Estimated (value above quantitation range)
BRL	Below reporting limit	S	Spike Recovery outside limits due to matrix
H	Holding times for preparation or analysis exceeded	Narr	See case narrative
N	Analyte not NELAC certified	NC	Not confirmed
B	Analyte detected in the associated method blank	<	Less than Result value
>	Greater than Result value		

Analytical Environmental Services, Inc **Date:** 3-Nov-10

Client:	Peachtree Environmental	**Client Sample ID:**	SM-1010-MW28-10
Project:	Southern Metals	**Collection Date:**	10/25/2010 2:15:00 PM
Lab ID:	1010M89-010	**Matrix:**	Soil

Analyses	Result	Reporting Limit	Qual	Units	BatchID	Dilution Factor	Date Analyzed	Analyst
TCL VOLATILE ORGANICS SW8260B				**(SW5035)**				
1,1,1-Trichloroethane	BRL	0.0086		mg/Kg-dry	137318	1	10/29/2010 16:54	JE
1,1,2,2-Tetrachloroethane	BRL	0.0086		mg/Kg-dry	137318	1	10/29/2010 16:54	JE
1,1,2-Trichloroethane	BRL	0.0086		mg/Kg-dry	137318	1	10/29/2010 16:54	JE
1,1-Dichloroethane	BRL	0.0086		mg/Kg-dry	137318	1	10/29/2010 16:54	JE
1,1-Dichloroethene	BRL	0.0086		mg/Kg-dry	137318	1	10/29/2010 16:54	JE
1,2,4-Trichlorobenzene	BRL	0.0086		mg/Kg-dry	137318	1	10/29/2010 16:54	JE
1,2-Dibromo-3-chloropropane	BRL	0.0086		mg/Kg-dry	137318	1	10/29/2010 16:54	JE
1,2-Dibromoethane	BRL	0.0086		mg/Kg-dry	137318	1	10/29/2010 16:54	JE
1,2-Dichlorobenzene	BRL	0.0086		mg/Kg-dry	137318	1	10/29/2010 16:54	JE
1,2-Dichloroethane	BRL	0.0086		mg/Kg-dry	137318	1	10/29/2010 16:54	JE
1,2-Dichloropropane	BRL	0.0086		mg/Kg-dry	137318	1	10/29/2010 16:54	JE
1,3-Dichlorobenzene	BRL	0.0086		mg/Kg-dry	137318	1	10/29/2010 16:54	JE
1,4-Dichlorobenzene	BRL	0.0086		mg/Kg-dry	137318	1	10/29/2010 16:54	JE
2-Butanone	BRL	0.086		mg/Kg-dry	137318	1	10/29/2010 16:54	JE
2-Hexanone	BRL	0.017		mg/Kg-dry	137318	1	10/29/2010 16:54	JE
4-Methyl-2-pentanone	BRL	0.017		mg/Kg-dry	137318	1	10/29/2010 16:54	JE
Acetone	BRL	0.17		mg/Kg-dry	137318	1	10/29/2010 16:54	JE
Benzene	BRL	0.0086		mg/Kg-dry	137318	1	10/29/2010 16:54	JE
Bromodichloromethane	BRL	0.0086		mg/Kg-dry	137318	1	10/29/2010 16:54	JE
Bromoform	BRL	0.0086		mg/Kg-dry	137318	1	10/29/2010 16:54	JE
Bromomethane	BRL	0.0086		mg/Kg-dry	137318	1	10/29/2010 16:54	JE
Carbon disulfide	BRL	0.017		mg/Kg-dry	137318	1	10/29/2010 16:54	JE
Carbon tetrachloride	BRL	0.0086		mg/Kg-dry	137318	1	10/29/2010 16:54	JE
Chlorobenzene	BRL	0.0086		mg/Kg-dry	137318	1	10/29/2010 16:54	JE
Chloroethane	BRL	0.017		mg/Kg-dry	137318	1	10/29/2010 16:54	JE
Chloroform	BRL	0.0086		mg/Kg-dry	137318	1	10/29/2010 16:54	JE
Chloromethane	BRL	0.017		mg/Kg-dry	137318	1	10/29/2010 16:54	JE
cis-1,2-Dichloroethene	BRL	0.0086		mg/Kg-dry	137318	1	10/29/2010 16:54	JE
cis-1,3-Dichloropropene	BRL	0.0086		mg/Kg-dry	137318	1	10/29/2010 16:54	JE
Cyclohexane	BRL	0.0086		mg/Kg-dry	137318	1	10/29/2010 16:54	JE
Dibromochloromethane	BRL	0.0086		mg/Kg-dry	137318	1	10/29/2010 16:54	JE
Dichlorodifluoromethane	BRL	0.017		mg/Kg-dry	137318	1	10/29/2010 16:54	JE
Ethylbenzene	BRL	0.0086		mg/Kg-dry	137318	1	10/29/2010 16:54	JE
Freon-113	BRL	0.017		mg/Kg-dry	137318	1	10/29/2010 16:54	JE
Isopropylbenzene	BRL	0.0086		mg/Kg-dry	137318	1	10/29/2010 16:54	JE
m,p-Xylene	BRL	0.017		mg/Kg-dry	137318	1	10/29/2010 16:54	JE
Methyl acetate	BRL	0.0086		mg/Kg-dry	137318	1	10/29/2010 16:54	JE
Methyl tert-butyl ether	BRL	0.0086		mg/Kg-dry	137318	1	10/29/2010 16:54	JE
Methylcyclohexane	BRL	0.0086		mg/Kg-dry	137318	1	10/29/2010 16:54	JE
Methylene chloride	BRL	0.0086		mg/Kg-dry	137318	1	10/29/2010 16:54	JE
o-Xylene	BRL	0.0086		mg/Kg-dry	137318	1	10/29/2010 16:54	JE

Qualifiers:

- * Value exceeds maximum contaminant level
- BRL Below reporting limit
- H Holding times for preparation or analysis exceeded
- N Analyte not NELAC certified
- B Analyte detected in the associated method blank
- > Greater than Result value
- E Estimated (value above quantitation range)
- S Spike Recovery outside limits due to matrix
- Narr See case narrative
- NC Not confirmed
- < Less than Result value

Analytical Environmental Services, Inc **Date:** 3-Nov-10

Client:	Peachtree Environmental	**Client Sample ID:**	SM-1010-MW28-10
Project:	Southern Metals	**Collection Date:**	10/25/2010 2:15:00 PM
Lab ID:	1010M89-010	**Matrix:**	Soil

Analyses	Result	Reporting Limit	Qual	Units	BatchID	Dilution Factor	Date Analyzed	Analyst
TCL VOLATILE ORGANICS SW8260B				**(SW5035)**				
Styrene	BRL	0.0086		mg/Kg-dry	137318	1	10/29/2010 16:54	JE
Tetrachloroethene	BRL	0.0086		mg/Kg-dry	137318	1	10/29/2010 16:54	JE
Toluene	BRL	0.0086		mg/Kg-dry	137318	1	10/29/2010 16:54	JE
trans-1,2-Dichloroethene	BRL	0.0086		mg/Kg-dry	137318	1	10/29/2010 16:54	JE
trans-1,3-Dichloropropene	BRL	0.0086		mg/Kg-dry	137318	1	10/29/2010 16:54	JE
Trichloroethene	BRL	0.0086		mg/Kg-dry	137318	1	10/29/2010 16:54	JE
Trichlorofluoromethane	BRL	0.0086		mg/Kg-dry	137318	1	10/29/2010 16:54	JE
Vinyl chloride	BRL	0.017		mg/Kg-dry	137318	1	10/29/2010 16:54	JE
Surr: 4-Bromofluorobenzene	94.2	56-137		%REC	137318	1	10/29/2010 16:54	JE
Surr: Dibromofluoromethane	116	73.7-137		%REC	137318	1	10/29/2010 16:54	JE
Surr: Toluene-d8	100	69.2-126		%REC	137318	1	10/29/2010 16:54	JE
PERCENT MOISTURE D2216								
Percent Moisture	27.5	0		wt%	R183493	1	10/29/2010 13:30	AS

Qualifiers:

*	Value exceeds maximum contaminant level	E	Estimated (value above quantitation range)
BRL	Below reporting limit	S	Spike Recovery outside limits due to matrix
H	Holding times for preparation or analysis exceeded	Narr	See case narrative
N	Analyte not NELAC certified	NC	Not confirmed
B	Analyte detected in the associated method blank	<	Less than Result value
>	Greater than Result value		

Analytical Environmental Services, Inc **Date:** 3-Nov-10

Client:	Peachtree Environmental	**Client Sample ID:**	SM-1010-MW28-15
Project:	Southern Metals	**Collection Date:**	10/25/2010 2:45:00 PM
Lab ID:	1010M89-011	**Matrix:**	Soil

Analyses	Result	Reporting Limit	Qual	Units	BatchID	Dilution Factor	Date Analyzed	Analyst
TCL VOLATILE ORGANICS SW8260B				**(SW5035)**				
1,1,1-Trichloroethane	BRL	0.0069		mg/Kg-dry	137318	1	10/29/2010 17:24	JE
1,1,2,2-Tetrachloroethane	BRL	0.0069		mg/Kg-dry	137318	1	10/29/2010 17:24	JE
1,1,2-Trichloroethane	BRL	0.0069		mg/Kg-dry	137318	1	10/29/2010 17:24	JE
1,1-Dichloroethane	BRL	0.0069		mg/Kg-dry	137318	1	10/29/2010 17:24	JE
1,1-Dichloroethene	BRL	0.0069		mg/Kg-dry	137318	1	10/29/2010 17:24	JE
1,2,4-Trichlorobenzene	BRL	0.0069		mg/Kg-dry	137318	1	10/29/2010 17:24	JE
1,2-Dibromo-3-chloropropane	BRL	0.0069		mg/Kg-dry	137318	1	10/29/2010 17:24	JE
1,2-Dibromoethane	BRL	0.0069		mg/Kg-dry	137318	1	10/29/2010 17:24	JE
1,2-Dichlorobenzene	BRL	0.0069		mg/Kg-dry	137318	1	10/29/2010 17:24	JE
1,2-Dichloroethane	BRL	0.0069		mg/Kg-dry	137318	1	10/29/2010 17:24	JE
1,2-Dichloropropane	BRL	0.0069		mg/Kg-dry	137318	1	10/29/2010 17:24	JE
1,3-Dichlorobenzene	BRL	0.0069		mg/Kg-dry	137318	1	10/29/2010 17:24	JE
1,4-Dichlorobenzene	BRL	0.0069		mg/Kg-dry	137318	1	10/29/2010 17:24	JE
2-Butanone	BRL	0.069		mg/Kg-dry	137318	1	10/29/2010 17:24	JE
2-Hexanone	BRL	0.014		mg/Kg-dry	137318	1	10/29/2010 17:24	JE
4-Methyl-2-pentanone	BRL	0.014		mg/Kg-dry	137318	1	10/29/2010 17:24	JE
Acetone	BRL	0.14		mg/Kg-dry	137318	1	10/29/2010 17:24	JE
Benzene	BRL	0.0069		mg/Kg-dry	137318	1	10/29/2010 17:24	JE
Bromodichloromethane	BRL	0.0069		mg/Kg-dry	137318	1	10/29/2010 17:24	JE
Bromoform	BRL	0.0069		mg/Kg-dry	137318	1	10/29/2010 17:24	JE
Bromomethane	BRL	0.0069		mg/Kg-dry	137318	1	10/29/2010 17:24	JE
Carbon disulfide	BRL	0.014		mg/Kg-dry	137318	1	10/29/2010 17:24	JE
Carbon tetrachloride	BRL	0.0069		mg/Kg-dry	137318	1	10/29/2010 17:24	JE
Chlorobenzene	BRL	0.0069		mg/Kg-dry	137318	1	10/29/2010 17:24	JE
Chloroethane	BRL	0.014		mg/Kg-dry	137318	1	10/29/2010 17:24	JE
Chloroform	BRL	0.0069		mg/Kg-dry	137318	1	10/29/2010 17:24	JE
Chloromethane	BRL	0.014		mg/Kg-dry	137318	1	10/29/2010 17:24	JE
cis-1,2-Dichloroethene	BRL	0.0069		mg/Kg-dry	137318	1	10/29/2010 17:24	JE
cis-1,3-Dichloropropene	BRL	0.0069		mg/Kg-dry	137318	1	10/29/2010 17:24	JE
Cyclohexane	BRL	0.0069		mg/Kg-dry	137318	1	10/29/2010 17:24	JE
Dibromochloromethane	BRL	0.0069		mg/Kg-dry	137318	1	10/29/2010 17:24	JE
Dichlorodifluoromethane	BRL	0.014		mg/Kg-dry	137318	1	10/29/2010 17:24	JE
Ethylbenzene	BRL	0.0069		mg/Kg-dry	137318	1	10/29/2010 17:24	JE
Freon-113	BRL	0.014		mg/Kg-dry	137318	1	10/29/2010 17:24	JE
Isopropylbenzene	BRL	0.0069		mg/Kg-dry	137318	1	10/29/2010 17:24	JE
m,p-Xylene	BRL	0.014		mg/Kg-dry	137318	1	10/29/2010 17:24	JE
Methyl acetate	BRL	0.0069		mg/Kg-dry	137318	1	10/29/2010 17:24	JE
Methyl tert-butyl ether	BRL	0.0069		mg/Kg-dry	137318	1	10/29/2010 17:24	JE
Methylcyclohexane	BRL	0.0069		mg/Kg-dry	137318	1	10/29/2010 17:24	JE
Methylene chloride	BRL	0.0069		mg/Kg-dry	137318	1	10/29/2010 17:24	JE
o-Xylene	BRL	0.0069		mg/Kg-dry	137318	1	10/29/2010 17:24	JE

Qualifiers:

- * Value exceeds maximum contaminant level
- BRL Below reporting limit
- H Holding times for preparation or analysis exceeded
- N Analyte not NELAC certified
- B Analyte detected in the associated method blank
- > Greater than Result value
- E Estimated (value above quantitation range)
- S Spike Recovery outside limits due to matrix
- Narr See case narrative
- NC Not confirmed
- < Less than Result value

Analytical Environmental Services, Inc **Date:** 3-Nov-10

Client:	Peachtree Environmental	**Client Sample ID:**	SM-1010-MW28-15
Project:	Southern Metals	**Collection Date:**	10/25/2010 2:45:00 PM
Lab ID:	1010M89-011	**Matrix:**	Soil

Analyses	Result	Reporting Limit	Qual	Units	BatchID	Dilution Factor	Date Analyzed	Analyst
TCL VOLATILE ORGANICS SW8260B				**(SW5035)**				
Styrene	BRL	0.0069		mg/Kg-dry	137318	1	10/29/2010 17:24	JE
Tetrachloroethene	BRL	0.0069		mg/Kg-dry	137318	1	10/29/2010 17:24	JE
Toluene	BRL	0.0069		mg/Kg-dry	137318	1	10/29/2010 17:24	JE
trans-1,2-Dichloroethene	BRL	0.0069		mg/Kg-dry	137318	1	10/29/2010 17:24	JE
trans-1,3-Dichloropropene	BRL	0.0069		mg/Kg-dry	137318	1	10/29/2010 17:24	JE
Trichloroethene	BRL	0.0069		mg/Kg-dry	137318	1	10/29/2010 17:24	JE
Trichlorofluoromethane	BRL	0.0069		mg/Kg-dry	137318	1	10/29/2010 17:24	JE
Vinyl chloride	BRL	0.014		mg/Kg-dry	137318	1	10/29/2010 17:24	JE
Surr: 4-Bromofluorobenzene	96	56-137		%REC	137318	1	10/29/2010 17:24	JE
Surr: Dibromofluoromethane	109	73.7-137		%REC	137318	1	10/29/2010 17:24	JE
Surr: Toluene-d8	104	69.2-126		%REC	137318	1	10/29/2010 17:24	JE
PERCENT MOISTURE D2216								
Percent Moisture	21.3	0		wt%	R183493	1	10/29/2010 13:30	AS

Qualifiers:

- * Value exceeds maximum contaminant level
- BRL Below reporting limit
- H Holding times for preparation or analysis exceeded
- N Analyte not NELAC certified
- B Analyte detected in the associated method blank
- > Greater than Result value
- E Estimated (value above quantitation range)
- S Spike Recovery outside limits due to matrix
- Narr See case narrative
- NC Not confirmed
- < Less than Result value

Analytical Environmental Services, Inc **Date:** 3-Nov-10

Client:	Peachtree Environmental	**Client Sample ID:**	TRIP BLANK
Project:	Southern Metals	**Collection Date:**	10/27/2010
Lab ID:	1010M89-012	**Matrix:**	Aqueous

Analyses	Result	Reporting Limit	Qual	Units	BatchID	Dilution Factor	Date Analyzed	Analyst
TCL VOLATILE ORGANICS SW8260B				**(SW5030B)**				
1,1,1-Trichloroethane	BRL	5.0		ug/L	137276	1	10/29/2010 01:12	NK
1,1,2,2-Tetrachloroethane	BRL	5.0		ug/L	137276	1	10/29/2010 01:12	NK
1,1,2-Trichloroethane	BRL	5.0		ug/L	137276	1	10/29/2010 01:12	NK
1,1-Dichloroethane	BRL	5.0		ug/L	137276	1	10/29/2010 01:12	NK
1,1-Dichloroethene	BRL	5.0		ug/L	137276	1	10/29/2010 01:12	NK
1,2,4-Trichlorobenzene	BRL	5.0		ug/L	137276	1	10/29/2010 01:12	NK
1,2-Dibromo-3-chloropropane	BRL	5.0		ug/L	137276	1	10/29/2010 01:12	NK
1,2-Dibromoethane	BRL	5.0		ug/L	137276	1	10/29/2010 01:12	NK
1,2-Dichlorobenzene	BRL	5.0		ug/L	137276	1	10/29/2010 01:12	NK
1,2-Dichloroethane	BRL	5.0		ug/L	137276	1	10/29/2010 01:12	NK
1,2-Dichloropropane	BRL	5.0		ug/L	137276	1	10/29/2010 01:12	NK
1,3-Dichlorobenzene	BRL	5.0		ug/L	137276	1	10/29/2010 01:12	NK
1,4-Dichlorobenzene	BRL	5.0		ug/L	137276	1	10/29/2010 01:12	NK
2-Butanone	BRL	50		ug/L	137276	1	10/29/2010 01:12	NK
2-Hexanone	BRL	10		ug/L	137276	1	10/29/2010 01:12	NK
4-Methyl-2-pentanone	BRL	10		ug/L	137276	1	10/29/2010 01:12	NK
Acetone	BRL	50		ug/L	137276	1	10/29/2010 01:12	NK
Benzene	BRL	5.0		ug/L	137276	1	10/29/2010 01:12	NK
Bromodichloromethane	BRL	5.0		ug/L	137276	1	10/29/2010 01:12	NK
Bromoform	BRL	5.0		ug/L	137276	1	10/29/2010 01:12	NK
Bromomethane	BRL	5.0		ug/L	137276	1	10/29/2010 01:12	NK
Carbon disulfide	BRL	5.0		ug/L	137276	1	10/29/2010 01:12	NK
Carbon tetrachloride	BRL	5.0		ug/L	137276	1	10/29/2010 01:12	NK
Chlorobenzene	BRL	5.0		ug/L	137276	1	10/29/2010 01:12	NK
Chloroethane	BRL	10		ug/L	137276	1	10/29/2010 01:12	NK
Chloroform	BRL	5.0		ug/L	137276	1	10/29/2010 01:12	NK
Chloromethane	BRL	10		ug/L	137276	1	10/29/2010 01:12	NK
cis-1,2-Dichloroethene	BRL	5.0		ug/L	137276	1	10/29/2010 01:12	NK
cis-1,3-Dichloropropene	BRL	5.0		ug/L	137276	1	10/29/2010 01:12	NK
Cyclohexane	BRL	5.0		ug/L	137276	1	10/29/2010 01:12	NK
Dibromochloromethane	BRL	5.0		ug/L	137276	1	10/29/2010 01:12	NK
Dichlorodifluoromethane	BRL	10		ug/L	137276	1	10/29/2010 01:12	NK
Ethylbenzene	BRL	5.0		ug/L	137276	1	10/29/2010 01:12	NK
Freon-113	BRL	10		ug/L	137276	1	10/29/2010 01:12	NK
Isopropylbenzene	BRL	5.0		ug/L	137276	1	10/29/2010 01:12	NK
m,p-Xylene	BRL	5.0		ug/L	137276	1	10/29/2010 01:12	NK
Methyl acetate	BRL	5.0		ug/L	137276	1	10/29/2010 01:12	NK
Methyl tert-butyl ether	BRL	5.0		ug/L	137276	1	10/29/2010 01:12	NK
Methylcyclohexane	BRL	5.0		ug/L	137276	1	10/29/2010 01:12	NK
Methylene chloride	BRL	5.0		ug/L	137276	1	10/29/2010 01:12	NK
o-Xylene	BRL	5.0		ug/L	137276	1	10/29/2010 01:12	NK

Qualifiers:

- * Value exceeds maximum contaminant level
- BRL Below reporting limit
- H Holding times for preparation or analysis exceeded
- N Analyte not NELAC certified
- B Analyte detected in the associated method blank
- > Greater than Result value
- E Estimated (value above quantitation range)
- S Spike Recovery outside limits due to matrix
- Narr See case narrative
- NC Not confirmed
- < Less than Result value

Analytical Environmental Services, Inc **Date:** 3-Nov-10

Client:	Peachtree Environmental	**Client Sample ID:**	TRIP BLANK
Project:	Southern Metals	**Collection Date:**	10/27/2010
Lab ID:	1010M89-012	**Matrix:**	Aqueous

Analyses	Result	Reporting Limit	Qual	Units	BatchID	Dilution Factor	Date Analyzed	Analyst
TCL VOLATILE ORGANICS SW8260B				**(SW5030B)**				
Styrene	BRL	5.0		ug/L	137276	1	10/29/2010 01:12	NK
Tetrachloroethene	BRL	5.0		ug/L	137276	1	10/29/2010 01:12	NK
Toluene	BRL	5.0		ug/L	137276	1	10/29/2010 01:12	NK
trans-1,2-Dichloroethene	BRL	5.0		ug/L	137276	1	10/29/2010 01:12	NK
trans-1,3-Dichloropropene	BRL	5.0		ug/L	137276	1	10/29/2010 01:12	NK
Trichloroethene	BRL	5.0		ug/L	137276	1	10/29/2010 01:12	NK
Trichlorofluoromethane	BRL	5.0		ug/L	137276	1	10/29/2010 01:12	NK
Vinyl chloride	BRL	2.0		ug/L	137276	1	10/29/2010 01:12	NK
Surr: 4-Bromofluorobenzene	94.1	64.7-130		%REC	137276	1	10/29/2010 01:12	NK
Surr: Dibromofluoromethane	102	80.7-129		%REC	137276	1	10/29/2010 01:12	NK
Surr: Toluene-d8	93.2	71.1-120		%REC	137276	1	10/29/2010 01:12	NK

Qualifiers:

- * Value exceeds maximum contaminant level
- BRL Below reporting limit
- H Holding times for preparation or analysis exceeded
- N Analyte not NELAC certified
- B Analyte detected in the associated method blank
- > Greater than Result value
- E Estimated (value above quantitation range)
- S Spike Recovery outside limits due to matrix
- Narr See case narrative
- NC Not confirmed
- < Less than Result value

Analytical Environmental Services, Inc.

Sample/Cooler Receipt Checklist

Client Deochtre Work Order Number 1010M89

Checklist completed by [signature] 10/21/10
Signature Date

Carrier name: FedEx __ UPS __ Courier __ Client ✓ US Mail __ Other _____

Shipping container/cooler in good condition? Yes ✓ No __ Not Present __

Custody seals intact on shipping container/cooler? Yes __ No __ Not Present ✓

Custody seals intact on sample bottles? Yes __ No __ Not Present ✓

Container/Temp Blank temperature in compliance? (4°C±2)* Yes ✓ No __

Cooler #1 3.6 Cooler #2 _____ Cooler #3 _____ Cooler #4 _____ Cooler#5 _____ Cooler #6 _____

Chain of custody present? Yes ✓ No __

Chain of custody signed when relinquished and received? Yes ✓ No __

Chain of custody agrees with sample labels? Yes ✓ No __

Samples in proper container/bottle? Yes ✓ No __

Sample containers intact? Yes ✓ No __

Sufficient sample volume for indicated test? Yes ✓ No __

All samples received within holding time? Yes ✓ No __

Was TAT marked on the COC? Yes ✓ No __

Proceed with Standard TAT as per project history? Yes __ No __ Not Applicable ✓

Water - VOA vials have zero headspace? No VOA vials submitted __ Yes ✓ No __

Water - pH acceptable upon receipt? Yes ✓ No __ Not Applicable __

Adjusted? _____ Checked by _____

Sample Condition: Good ✓ Other(Explain) _____

(For diffusive samples or AIHA lead) Is a known blank included? Yes __ No ✓

See Case Narrative for resolution of the Non-Conformance.

* Samples do not have to comply with the given range for certain parameters.

\L\Quality Assurance\Checklists Procedures Sign-Off Templates\Checklists\Sample Receipt Checklists\Sample_Cooler_Receipt_Checklist

Analytical Environmental Services, Inc

Date: 3-Nov-10

Client: Peachtree Environmental
Project: Southern Metals
Lab Order: 1010M89

Dates Report

Lab Sample ID	Client Sample ID	Collection Date	Matrix	Test Name	TCLP Date	Prep Date	Analysis Date
1010M89-002A	SM-1010-MW25-10	10/25/2010 10:15:00AM	Soil	TCL VOLATILE ORGANICS		10/29/2010	10/29/2010
1010M89-002B	SM-1010-MW25-10	10/25/2010 10:15:00AM	Soil	PERCENT MOISTURE			10/29/2010
1010M89-003A	SM-1010-MW25-15	10/25/2010 10:45:00AM	Soil	TCL VOLATILE ORGANICS		10/27/2010	11/01/2010
1010M89-003A	SM-1010-MW25-15	10/25/2010 10:45:00AM	Soil	TCL VOLATILE ORGANICS		10/29/2010	10/29/2010
1010M89-003B	SM-1010-MW25-15	10/25/2010 10:45:00AM	Soil	PERCENT MOISTURE			10/29/2010
1010M89-004A	SM-1010-MW26-10	10/26/2010 9:30:00AM	Soil	TCL VOLATILE ORGANICS		10/29/2010	10/29/2010
1010M89-004B	SM-1010-MW26-10	10/26/2010 9:30:00AM	Soil	PERCENT MOISTURE			10/29/2010
1010M89-005A	SM-1010-MW26-15	10/26/2010 9:50:00AM	Soil	TCL VOLATILE ORGANICS		10/29/2010	10/29/2010
1010M89-005B	SM-1010-MW26-15	10/26/2010 9:50:00AM	Soil	PERCENT MOISTURE			10/29/2010
1010M89-007A	SM-1010-MW27-10	10/26/2010 11:45:00AM	Soil	TCL VOLATILE ORGANICS		10/29/2010	10/29/2010
1010M89-007B	SM-1010-MW27-10	10/26/2010 11:45:00AM	Soil	PERCENT MOISTURE			10/29/2010
1010M89-008A	SM-1010-MW27-15	10/26/2010 12:15:00PM	Soil	TCL VOLATILE ORGANICS		10/29/2010	10/29/2010
1010M89-008B	SM-1010-MW27-15	10/26/2010 12:15:00PM	Soil	PERCENT MOISTURE			10/29/2010
1010M89-010A	SM-1010-MW28-10	10/25/2010 2:15:00PM	Soil	TCL VOLATILE ORGANICS		10/29/2010	10/29/2010
1010M89-010B	SM-1010-MW28-10	10/25/2010 2:15:00PM	Soil	PERCENT MOISTURE			10/29/2010
1010M89-011A	SM-1010-MW28-15	10/25/2010 2:45:00PM	Soil	TCL VOLATILE ORGANICS		10/29/2010	10/29/2010
1010M89-011B	SM-1010-MW28-15	10/25/2010 2:45:00PM	Soil	PERCENT MOISTURE			10/29/2010
1010M89-012A	TRIP BLANK	10/27/2010 12:00:00AM	Aqueous	TCL VOLATILE ORGANICS		10/28/2010	10/29/2010

Client: Peachtree Environmental
Project Name: Southern Metals
Workorder: 1010M89

ANALYTICAL QC SUMMARY REPORT

BatchID: 137175

Sample ID: **MB-137175** Client ID: Units: **mg/Kg** Prep Date: **10/27/2010** Run No: **183240**
SampleType: **MBLK** TestCode: **TCL VOLATILE ORGANICS SW8260B** BatchID: **137175** Analysis Date: **10/27/2010** Seq No: **3822726**

Analyte	Result	RPT Limit	SPK value	SPK Ref Val	%REC	Low Limit	High Limit	RPD Ref Val	%RPD	RPD Limit	Qual
1,1,1-Trichloroethane	BRL	0.25	0	0	0	0	0	0	0	0	
1,1,2,2-Tetrachloroethane	BRL	0.25	0	0	0	0	0	0	0	0	
1,1,2-Trichloroethane	BRL	0.25	0	0	0	0	0	0	0	0	
1,1-Dichloroethane	BRL	0.25	0	0	0	0	0	0	0	0	
1,1-Dichloroethene	BRL	0.25	0	0	0	0	0	0	0	0	
1,2,4-Trichlorobenzene	BRL	0.25	0	0	0	0	0	0	0	0	
1,2-Dibromo-3-chloropropane	BRL	0.25	0	0	0	0	0	0	0	0	
1,2-Dibromoethane	BRL	0.25	0	0	0	0	0	0	0	0	
1,2-Dichlorobenzene	BRL	0.25	0	0	0	0	0	0	0	0	
1,2-Dichloroethane	BRL	0.25	0	0	0	0	0	0	0	0	
1,2-Dichloropropane	BRL	0.25	0	0	0	0	0	0	0	0	
1,3-Dichlorobenzene	BRL	0.25	0	0	0	0	0	0	0	0	
1,4-Dichlorobenzene	BRL	0.25	0	0	0	0	0	0	0	0	
2-Butanone	BRL	2.5	0	0	0	0	0	0	0	0	
2-Hexanone	BRL	0.50	0	0	0	0	0	0	0	0	
4-Methyl-2-pentanone	BRL	0.50	0	0	0	0	0	0	0	0	
Acetone	BRL	5.0	0	0	0	0	0	0	0	0	
Benzene	BRL	0.25	0	0	0	0	0	0	0	0	
Bromodichloromethane	BRL	0.25	0	0	0	0	0	0	0	0	
Bromoform	BRL	0.25	0	0	0	0	0	0	0	0	
Bromomethane	BRL	0.25	0	0	0	0	0	0	0	0	
Carbon disulfide	BRL	0.50	0	0	0	0	0	0	0	0	
Carbon tetrachloride	BRL	0.25	0	0	0	0	0	0	0	0	
Chlorobenzene	BRL	0.25	0	0	0	0	0	0	0	0	
Chloroethane	BRL	0.50	0	0	0	0	0	0	0	0	
Chloroform	BRL	0.25	0	0	0	0	0	0	0	0	
Chloromethane	BRL	0.50	0	0	0	0	0	0	0	0	

Qualifiers:

>	Greater than Result value	<	Less than Result value	B	Analyte detected in the associated method blank
BRL	Below reporting limit	E	Estimated (value above quantitation range)	H	Holding times for preparation or analysis exceeded
J	Estimated value detected below Reporting Limit	N	Analyte not NELAC certified	R	RPD outside limits due to matrix
Rpt Lim	Reporting Limit	S	Spike Recovery outside limits due to matrix		

Client: Peachtree Environmental
Project Name: Southern Metals
Workorder: 1010M89

ANALYTICAL QC SUMMARY REPORT

BatchID: 137175

Sample ID: **MB-137175** Client ID: Units: **mg/Kg** Prep Date: **10/27/2010** Run No: **183240**
SampleType: **MBLK** TestCode: **TCL VOLATILE ORGANICS SW8260B** BatchID: **137175** Analysis Date: **10/27/2010** Seq No: **3822726**

Analyte	Result	RPT Limit	SPK value	SPK Ref Val	%REC	Low Limit	High Limit	RPD Ref Val	%RPD	RPD Limit	Qual
cis-1,2-Dichloroethene	BRL	0.25	0	0	0	0	0	0	0	0	
cis-1,3-Dichloropropene	BRL	0.25	0	0	0	0	0	0	0	0	
Cyclohexane	BRL	0.25	0	0	0	0	0	0	0	0	
Dibromochloromethane	BRL	0.25	0	0	0	0	0	0	0	0	
Dichlorodifluoromethane	BRL	0.50	0	0	0	0	0	0	0	0	
Ethylbenzene	BRL	0.25	0	0	0	0	0	0	0	0	
Freon-113	BRL	0.50	0	0	0	0	0	0	0	0	
Isopropylbenzene	BRL	0.25	0	0	0	0	0	0	0	0	
m,p-Xylene	BRL	0.50	0	0	0	0	0	0	0	0	
Methyl acetate	BRL	0.25	0	0	0	0	0	0	0	0	
Methyl tert-butyl ether	BRL	0.25	0	0	0	0	0	0	0	0	
Methylcyclohexane	BRL	0.25	0	0	0	0	0	0	0	0	
Methylene chloride	BRL	0.25	0	0	0	0	0	0	0	0	
o-Xylene	BRL	0.25	0	0	0	0	0	0	0	0	
Styrene	BRL	0.25	0	0	0	0	0	0	0	0	
Tetrachloroethene	BRL	0.25	0	0	0	0	0	0	0	0	
Toluene	BRL	0.25	0	0	0	0	0	0	0	0	
trans-1,2-Dichloroethene	BRL	0.25	0	0	0	0	0	0	0	0	
trans-1,3-Dichloropropene	BRL	0.25	0	0	0	0	0	0	0	0	
Trichloroethene	BRL	0.25	0	0	0	0	0	0	0	0	
Trichlorofluoromethane	BRL	0.25	0	0	0	0	0	0	0	0	
Vinyl chloride	BRL	0.50	0	0	0	0	0	0	0	0	
Surr: 4-Bromofluorobenzene	2.304	0	2.5	0	92.1	56	137	0	0	0	
Surr: Dibromofluoromethane	2.528	0	2.5	0	101	73.7	137	0	0	0	
Surr: Toluene-d8	2.372	0	2.5	0	94.9	69.2	126	0	0	0	

Qualifiers:

>	Greater than Result value	<	Less than Result value	B	Analyte detected in the associated method blank
BRL	Below reporting limit	E	Estimated (value above quantitation range)	H	Holding times for preparation or analysis exceeded
J	Estimated value detected below Reporting Limit	N	Analyte not NELAC certified	R	RPD outside limits due to matrix
Rpt Lim	Reporting Limit	S	Spike Recovery outside limits due to matrix		

Client: Peachtree Environmental
Project Name: Southern Metals
Workorder: 1010M89

ANALYTICAL QC SUMMARY REPORT

BatchID: 137175

Sample ID: **LCS-137175**	Client ID:		Units: **mg/Kg**	Prep Date: **10/27/2010**	Run No: **183240**
SampleType: **LCS**	TestCode: **TCL VOLATILE ORGANICS SW8260B**		BatchID: **137175**	Analysis Date: **10/27/2010**	Seq No: **3822727**

Analyte	Result	RPT Limit	SPK value	SPK Ref Val	%REC	Low Limit	High Limit	RPD Ref Val	%RPD	RPD Limit	Qual
1,1-Dichloroethene	2.346	0.25	2.5	0	93.9	60	158	0	0	0	
Benzene	2.522	0.25	2.5	0	101	68.8	141	0	0	0	
Chlorobenzene	2.436	0.25	2.5	0	97.5	76.2	136	0	0	0	
Toluene	2.578	0.25	2.5	0	103	69.8	141	0	0	0	
Trichloroethene	2.554	0.25	2.5	0	102	71.2	147	0	0	0	
Surr: 4-Bromofluorobenzene	2.512	0	2.5	0	100	56	137	0	0	0	
Surr: Dibromofluoromethane	2.476	0	2.5	0	99	73.7	137	0	0	0	
Surr: Toluene-d8	2.537	0	2.5	0	101	69.2	126	0	0	0	

Sample ID: **1010I73-002AMS**	Client ID:		Units: **mg/Kg-dry**	Prep Date: **10/27/2010**	Run No: **183314**
SampleType: **MS**	TestCode: **TCL VOLATILE ORGANICS SW8260B**		BatchID: **137175**	Analysis Date: **10/28/2010**	Seq No: **3822729**

Analyte	Result	RPT Limit	SPK value	SPK Ref Val	%REC	Low Limit	High Limit	RPD Ref Val	%RPD	RPD Limit	Qual
1,1-Dichloroethene	2.313	0.21	2.051	0	113	55.2	163	0	0	0	
Benzene	2.124	0.21	2.051	0	104	67.4	144	0	0	0	
Chlorobenzene	2.021	0.21	2.051	0	98.5	73.6	140	0	0	0	
Toluene	2.093	0.21	2.051	0	102	64.6	145	0	0	0	
Trichloroethene	2.123	0.21	2.051	0	103	70.1	149	0	0	0	
Surr: 4-Bromofluorobenzene	1.918	0	2.051	0	93.5	56	137	0	0	0	
Surr: Dibromofluoromethane	1.984	0	2.051	0	96.7	73.7	137	0	0	0	
Surr: Toluene-d8	1.956	0	2.051	0	95.4	69.2	126	0	0	0	

Sample ID: **1010I73-002AMSD**	Client ID:		Units: **mg/Kg-dry**	Prep Date: **10/27/2010**	Run No: **183314**
SampleType: **MSD**	TestCode: **TCL VOLATILE ORGANICS SW8260B**		BatchID: **137175**	Analysis Date: **10/28/2010**	Seq No: **3822731**

Analyte	Result	RPT Limit	SPK value	SPK Ref Val	%REC	Low Limit	High Limit	RPD Ref Val	%RPD	RPD Limit	Qual
1,1-Dichloroethene	2.077	0.21	2.051	0	101	55.2	163	2.313	10.7	34.9	
Benzene	2.101	0.21	2.051	0	102	67.4	144	2.124	1.07	27.2	

Qualifiers:

>	Greater than Result value	<	Less than Result value	B	Analyte detected in the associated method blank
BRL	Below reporting limit	E	Estimated (value above quantitation range)	H	Holding times for preparation or analysis exceeded
J	Estimated value detected below Reporting Limit	N	Analyte not NELAC certified	R	RPD outside limits due to matrix
Rpt Lim	Reporting Limit	S	Spike Recovery outside limits due to matrix		

Client: Peachtree Environmental
Project Name: Southern Metals
Workorder: 1010M89

ANALYTICAL QC SUMMARY REPORT

BatchID: 137175

Sample ID: **1010I73-002AMSD** Client ID:
SampleType: **MSD** TestCode: **TCL VOLATILE ORGANICS SW8260B**
Units: **mg/Kg-dry** Prep Date: **10/27/2010** Run No: **183314**
BatchID: **137175** Analysis Date: **10/28/2010** Seq No: **3822731**

Analyte	Result	RPT Limit	SPK value	SPK Ref Val	%REC	Low Limit	High Limit	RPD Ref Val	%RPD	RPD Limit	Qual
Chlorobenzene	1.995	0.21	2.051	0	97.3	73.6	140	2.021	1.27	33.4	
Toluene	2.050	0.21	2.051	0	100	64.6	145	2.093	2.04	26.8	
Trichloroethene	2.060	0.21	2.051	0	100	70.1	149	2.123	3	34	
Surr: 4-Bromofluorobenzene	2.016	0	2.051	0	98.3	56	137	1.918	0	0	
Surr: Dibromofluoromethane	1.972	0	2.051	0	96.2	73.7	137	1.984	0	0	
Surr: Toluene-d8	1.954	0	2.051	0	95.2	69.2	126	1.956	0	0	

Qualifiers:

>	Greater than Result value	<	Less than Result value	B	Analyte detected in the associated method blank
BRL	Below reporting limit	E	Estimated (value above quantitation range)	H	Holding times for preparation or analysis exceeded
J	Estimated value detected below Reporting Limit	N	Analyte not NELAC certified	R	RPD outside limits due to matrix
Rpt Lim	Reporting Limit	S	Spike Recovery outside limits due to matrix		

Client: Peachtree Environmental
Project Name: Southern Metals
Workorder: 1010M89

ANALYTICAL QC SUMMARY REPORT

BatchID: 137276

Sample ID: **MB-137276** Client ID: Units: **ug/L** Prep Date: **10/28/2010** Run No: **183434**
SampleType: **MBLK** TestCode: **TCL VOLATILE ORGANICS SW8260B** BatchID: **137276** Analysis Date: **10/29/2010** Seq No: **3819423**

Analyte	Result	RPT Limit	SPK value	SPK Ref Val	%REC	Low Limit	High Limit	RPD Ref Val	%RPD	RPD Limit	Qual
1,1,1-Trichloroethane	BRL	5.0	0	0	0	0	0	0	0	0	
1,1,2,2-Tetrachloroethane	BRL	5.0	0	0	0	0	0	0	0	0	
1,1,2-Trichloroethane	BRL	5.0	0	0	0	0	0	0	0	0	
1,1-Dichloroethane	BRL	5.0	0	0	0	0	0	0	0	0	
1,1-Dichloroethene	BRL	5.0	0	0	0	0	0	0	0	0	
1,2,4-Trichlorobenzene	BRL	5.0	0	0	0	0	0	0	0	0	
1,2-Dibromo-3-chloropropane	BRL	5.0	0	0	0	0	0	0	0	0	
1,2-Dibromoethane	BRL	5.0	0	0	0	0	0	0	0	0	
1,2-Dichlorobenzene	BRL	5.0	0	0	0	0	0	0	0	0	
1,2-Dichloroethane	BRL	5.0	0	0	0	0	0	0	0	0	
1,2-Dichloropropane	BRL	5.0	0	0	0	0	0	0	0	0	
1,3-Dichlorobenzene	BRL	5.0	0	0	0	0	0	0	0	0	
1,4-Dichlorobenzene	BRL	5.0	0	0	0	0	0	0	0	0	
2-Butanone	BRL	50	0	0	0	0	0	0	0	0	
2-Hexanone	BRL	10	0	0	0	0	0	0	0	0	
4-Methyl-2-pentanone	BRL	10	0	0	0	0	0	0	0	0	
Acetone	BRL	50	0	0	0	0	0	0	0	0	
Benzene	BRL	5.0	0	0	0	0	0	0	0	0	
Bromodichloromethane	BRL	5.0	0	0	0	0	0	0	0	0	
Bromoform	BRL	5.0	0	0	0	0	0	0	0	0	
Bromomethane	BRL	5.0	0	0	0	0	0	0	0	0	
Carbon disulfide	BRL	5.0	0	0	0	0	0	0	0	0	
Carbon tetrachloride	BRL	5.0	0	0	0	0	0	0	0	0	
Chlorobenzene	BRL	5.0	0	0	0	0	0	0	0	0	
Chloroethane	BRL	10	0	0	0	0	0	0	0	0	
Chloroform	BRL	5.0	0	0	0	0	0	0	0	0	
Chloromethane	BRL	10	0	0	0	0	0	0	0	0	

Qualifiers:

>	Greater than Result value	<	Less than Result value	B	Analyte detected in the associated method blank
BRL	Below reporting limit	E	Estimated (value above quantitation range)	H	Holding times for preparation or analysis exceeded
J	Estimated value detected below Reporting Limit	N	Analyte not NELAC certified	R	RPD outside limits due to matrix
Rpt Lim	Reporting Limit	S	Spike Recovery outside limits due to matrix		

Client: Peachtree Environmental
Project Name: Southern Metals
Workorder: 1010M89

ANALYTICAL QC SUMMARY REPORT

BatchID: 137276

Sample ID: **MB-137276** Client ID: Units: **ug/L** Prep Date: **10/28/2010** Run No: **183434**
SampleType: **MBLK** TestCode: **TCL VOLATILE ORGANICS SW8260B** BatchID: **137276** Analysis Date: **10/29/2010** Seq No: **3819423**

Analyte	Result	RPT Limit	SPK value	SPK Ref Val	%REC	Low Limit	High Limit	RPD Ref Val	%RPD	RPD Limit	Qual
cis-1,2-Dichloroethene	BRL	5.0	0	0	0	0	0	0	0	0	
cis-1,3-Dichloropropene	BRL	5.0	0	0	0	0	0	0	0	0	
Cyclohexane	BRL	5.0	0	0	0	0	0	0	0	0	
Dibromochloromethane	BRL	5.0	0	0	0	0	0	0	0	0	
Dichlorodifluoromethane	BRL	10	0	0	0	0	0	0	0	0	
Ethylbenzene	BRL	5.0	0	0	0	0	0	0	0	0	
Freon-113	BRL	10	0	0	0	0	0	0	0	0	
Isopropylbenzene	BRL	5.0	0	0	0	0	0	0	0	0	
m,p-Xylene	BRL	5.0	0	0	0	0	0	0	0	0	
Methyl acetate	BRL	5.0	0	0	0	0	0	0	0	0	
Methyl tert-butyl ether	BRL	5.0	0	0	0	0	0	0	0	0	
Methylcyclohexane	BRL	5.0	0	0	0	0	0	0	0	0	
Methylene chloride	BRL	5.0	0	0	0	0	0	0	0	0	
o-Xylene	BRL	5.0	0	0	0	0	0	0	0	0	
Styrene	BRL	5.0	0	0	0	0	0	0	0	0	
Tetrachloroethene	BRL	5.0	0	0	0	0	0	0	0	0	
Toluene	BRL	5.0	0	0	0	0	0	0	0	0	
trans-1,2-Dichloroethene	BRL	5.0	0	0	0	0	0	0	0	0	
trans-1,3-Dichloropropene	BRL	5.0	0	0	0	0	0	0	0	0	
Trichloroethene	BRL	5.0	0	0	0	0	0	0	0	0	
Trichlorofluoromethane	BRL	5.0	0	0	0	0	0	0	0	0	
Vinyl chloride	BRL	2.0	0	0	0	0	0	0	0	0	
Surr: 4-Bromofluorobenzene	46.61	0	50	0	93.2	64.7	130	0	0	0	
Surr: Dibromofluoromethane	51.07	0	50	0	102	80.7	129	0	0	0	
Surr: Toluene-d8	46.69	0	50	0	93.4	71.1	120	0	0	0	

Qualifiers:

>	Greater than Result value	<	Less than Result value	B	Analyte detected in the associated method blank
BRL	Below reporting limit	E	Estimated (value above quantitation range)	H	Holding times for preparation or analysis exceeded
J	Estimated value detected below Reporting Limit	N	Analyte not NELAC certified	R	RPD outside limits due to matrix
Rpt Lim	Reporting Limit	S	Spike Recovery outside limits due to matrix		

Client: Peachtree Environmental
Project Name: Southern Metals
Workorder: 1010M89

ANALYTICAL QC SUMMARY REPORT

BatchID: 137276

Sample ID: **LCS-137276** Client ID: Units: **ug/L** Prep Date: **10/28/2010** Run No: **183434**
SampleType: **LCS** TestCode: **TCL VOLATILE ORGANICS SW8260B** BatchID: **137276** Analysis Date: **10/28/2010** Seq No: **3819422**

Analyte	Result	RPT Limit	SPK value	SPK Ref Val	%REC	Low Limit	High Limit	RPD Ref Val	%RPD	RPD Limit	Qual
1,1-Dichloroethene	50.23	5.0	50	0	100	51	154	0	0	0	
Benzene	50.63	5.0	50	0	101	73.6	129	0	0	0	
Chlorobenzene	53.45	5.0	50	0	107	77.6	125	0	0	0	
Toluene	48.18	5.0	50	0	96.4	75.7	128	0	0	0	
Trichloroethene	50.03	5.0	50	0	100	73.9	132	0	0	0	
Surr: 4-Bromofluorobenzene	51.84	0	50	0	104	64.7	130	0	0	0	
Surr: Dibromofluoromethane	51.95	0	50	0	104	80.7	129	0	0	0	
Surr: Toluene-d8	51.12	0	50	0	102	71.1	120	0	0	0	

Sample ID: **1010M41-002AMS** Client ID: Units: **ug/L** Prep Date: **10/28/2010** Run No: **183434**
SampleType: **MS** TestCode: **TCL VOLATILE ORGANICS SW8260B** BatchID: **137276** Analysis Date: **10/29/2010** Seq No: **3819426**

Analyte	Result	RPT Limit	SPK value	SPK Ref Val	%REC	Low Limit	High Limit	RPD Ref Val	%RPD	RPD Limit	Qual
1,1-Dichloroethene	59.29	5.0	50	0	119	46.2	183	0	0	0	
Benzene	47.47	5.0	50	0	94.9	62.2	143	0	0	0	
Chlorobenzene	50.92	5.0	50	0	102	72.2	137	0	0	0	
Toluene	43.44	5.0	50	0	86.9	57.8	149	0	0	0	
Trichloroethene	47.63	5.0	50	0	95.3	70.5	149	0	0	0	
Surr: 4-Bromofluorobenzene	45.35	0	50	0	90.7	64.7	130	0	0	0	
Surr: Dibromofluoromethane	49.67	0	50	0	99.3	80.7	129	0	0	0	
Surr: Toluene-d8	46.26	0	50	0	92.5	71.1	120	0	0	0	

Sample ID: **1010M41-002AMSD** Client ID: Units: **ug/L** Prep Date: **10/28/2010** Run No: **183434**
SampleType: **MSD** TestCode: **TCL VOLATILE ORGANICS SW8260B** BatchID: **137276** Analysis Date: **10/29/2010** Seq No: **3819428**

Analyte	Result	RPT Limit	SPK value	SPK Ref Val	%REC	Low Limit	High Limit	RPD Ref Val	%RPD	RPD Limit	Qual
1,1-Dichloroethene	53.46	5.0	50	0	107	46.2	183	59.29	10.3	20	
Benzene	45.52	5.0	50	0	91	62.2	143	47.47	4.19	20	

Qualifiers:

>	Greater than Result value	<	Less than Result value	B	Analyte detected in the associated method blank
BRL	Below reporting limit	E	Estimated (value above quantitation range)	H	Holding times for preparation or analysis exceeded
J	Estimated value detected below Reporting Limit	N	Analyte not NELAC certified	R	RPD outside limits due to matrix
Rpt Lim	Reporting Limit	S	Spike Recovery outside limits due to matrix		

Client: Peachtree Environmental
Project Name: Southern Metals
Workorder: 1010M89

ANALYTICAL QC SUMMARY REPORT

BatchID: 137276

Sample ID: **1010M41-002AMSD** Client ID:
SampleType: **MSD** TestCode: **TCL VOLATILE ORGANICS SW8260B**
Units: **ug/L** Prep Date: **10/28/2010** Run No: **183434**
BatchID: **137276** Analysis Date: **10/29/2010** Seq No: **3819428**

Analyte	Result	RPT Limit	SPK value	SPK Ref Val	%REC	Low Limit	High Limit	RPD Ref Val	%RPD	RPD Limit	Qual
Chlorobenzene	50.31	5.0	50	0	101	72.2	137	50.92	1.21	20	
Toluene	41.19	5.0	50	0	82.4	57.8	149	43.44	5.32	20	
Trichloroethene	44.84	5.0	50	0	89.7	70.5	149	47.63	6.03	20	
Surr: 4-Bromofluorobenzene	46.42	0	50	0	92.8	64.7	130	45.35	0	0	
Surr: Dibromofluoromethane	49.75	0	50	0	99.5	80.7	129	49.67	0	0	
Surr: Toluene-d8	46.42	0	50	0	92.8	71.1	120	46.26	0	0	

Qualifiers:

>	Greater than Result value	<	Less than Result value	B	Analyte detected in the associated method blank
BRL	Below reporting limit	E	Estimated (value above quantitation range)	H	Holding times for preparation or analysis exceeded
J	Estimated value detected below Reporting Limit	N	Analyte not NELAC certified	R	RPD outside limits due to matrix
Rpt Lim	Reporting Limit	S	Spike Recovery outside limits due to matrix		

Client: Peachtree Environmental
Project Name: Southern Metals
Workorder: 1010M89

ANALYTICAL QC SUMMARY REPORT

BatchID: 137318

Sample ID: **MB-137318** Client ID: Units: **mg/Kg** Prep Date: **10/29/2010** Run No: **183502**
SampleType: **MBLK** TestCode: **TCL VOLATILE ORGANICS SW8260B** BatchID: **137318** Analysis Date: **10/29/2010** Seq No: **3821160**

Analyte	Result	RPT Limit	SPK value	SPK Ref Val	%REC	Low Limit	High Limit	RPD Ref Val	%RPD	RPD Limit	Qual
1,1,1-Trichloroethane	BRL	0.0050	0	0	0	0	0	0	0	0	
1,1,2,2-Tetrachloroethane	BRL	0.0050	0	0	0	0	0	0	0	0	
1,1,2-Trichloroethane	BRL	0.0050	0	0	0	0	0	0	0	0	
1,1-Dichloroethane	BRL	0.0050	0	0	0	0	0	0	0	0	
1,1-Dichloroethene	BRL	0.0050	0	0	0	0	0	0	0	0	
1,2,4-Trichlorobenzene	BRL	0.0050	0	0	0	0	0	0	0	0	
1,2-Dibromo-3-chloropropane	BRL	0.0050	0	0	0	0	0	0	0	0	
1,2-Dibromoethane	BRL	0.0050	0	0	0	0	0	0	0	0	
1,2-Dichlorobenzene	BRL	0.0050	0	0	0	0	0	0	0	0	
1,2-Dichloroethane	BRL	0.0050	0	0	0	0	0	0	0	0	
1,2-Dichloropropane	BRL	0.0050	0	0	0	0	0	0	0	0	
1,3-Dichlorobenzene	BRL	0.0050	0	0	0	0	0	0	0	0	
1,4-Dichlorobenzene	BRL	0.0050	0	0	0	0	0	0	0	0	
2-Butanone	BRL	0.050	0	0	0	0	0	0	0	0	
2-Hexanone	BRL	0.010	0	0	0	0	0	0	0	0	
4-Methyl-2-pentanone	BRL	0.010	0	0	0	0	0	0	0	0	
Acetone	BRL	0.10	0	0	0	0	0	0	0	0	
Benzene	BRL	0.0050	0	0	0	0	0	0	0	0	
Bromodichloromethane	BRL	0.0050	0	0	0	0	0	0	0	0	
Bromoform	BRL	0.0050	0	0	0	0	0	0	0	0	
Bromomethane	BRL	0.0050	0	0	0	0	0	0	0	0	
Carbon disulfide	BRL	0.010	0	0	0	0	0	0	0	0	
Carbon tetrachloride	BRL	0.0050	0	0	0	0	0	0	0	0	
Chlorobenzene	BRL	0.0050	0	0	0	0	0	0	0	0	
Chloroethane	BRL	0.010	0	0	0	0	0	0	0	0	
Chloroform	BRL	0.0050	0	0	0	0	0	0	0	0	
Chloromethane	BRL	0.010	0	0	0	0	0	0	0	0	

Qualifiers:

>	Greater than Result value	<	Less than Result value	B	Analyte detected in the associated method blank
BRL	Below reporting limit	E	Estimated (value above quantitation range)	H	Holding times for preparation or analysis exceeded
J	Estimated value detected below Reporting Limit	N	Analyte not NELAC certified	R	RPD outside limits due to matrix
Rpt Lim	Reporting Limit	S	Spike Recovery outside limits due to matrix		

Client: Peachtree Environmental
Project Name: Southern Metals
Workorder: 1010M89

ANALYTICAL QC SUMMARY REPORT

BatchID: 137318

Sample ID: **MB-137318** Client ID: Units: **mg/Kg** Prep Date: **10/29/2010** Run No: **183502**
SampleType: **MBLK** TestCode: **TCL VOLATILE ORGANICS SW8260B** BatchID: **137318** Analysis Date: **10/29/2010** Seq No: **3821160**

Analyte	Result	RPT Limit	SPK value	SPK Ref Val	%REC	Low Limit	High Limit	RPD Ref Val	%RPD	RPD Limit	Qual
cis-1,2-Dichloroethene	BRL	0.0050	0	0	0	0	0	0	0	0	
cis-1,3-Dichloropropene	BRL	0.0050	0	0	0	0	0	0	0	0	
Cyclohexane	BRL	0.0050	0	0	0	0	0	0	0	0	
Dibromochloromethane	BRL	0.0050	0	0	0	0	0	0	0	0	
Dichlorodifluoromethane	BRL	0.010	0	0	0	0	0	0	0	0	
Ethylbenzene	BRL	0.0050	0	0	0	0	0	0	0	0	
Freon-113	BRL	0.010	0	0	0	0	0	0	0	0	
Isopropylbenzene	BRL	0.0050	0	0	0	0	0	0	0	0	
m,p-Xylene	BRL	0.010	0	0	0	0	0	0	0	0	
Methyl acetate	BRL	0.0050	0	0	0	0	0	0	0	0	
Methyl tert-butyl ether	BRL	0.0050	0	0	0	0	0	0	0	0	
Methylcyclohexane	BRL	0.0050	0	0	0	0	0	0	0	0	
Methylene chloride	BRL	0.020	0	0	0	0	0	0	0	0	
o-Xylene	BRL	0.0050	0	0	0	0	0	0	0	0	
Styrene	BRL	0.0050	0	0	0	0	0	0	0	0	
Tetrachloroethene	BRL	0.0050	0	0	0	0	0	0	0	0	
Toluene	BRL	0.0050	0	0	0	0	0	0	0	0	
trans-1,2-Dichloroethene	BRL	0.0050	0	0	0	0	0	0	0	0	
trans-1,3-Dichloropropene	BRL	0.0050	0	0	0	0	0	0	0	0	
Trichloroethene	BRL	0.0050	0	0	0	0	0	0	0	0	
Trichlorofluoromethane	BRL	0.0050	0	0	0	0	0	0	0	0	
Vinyl chloride	BRL	0.010	0	0	0	0	0	0	0	0	
Surr: 4-Bromofluorobenzene	0.04587	0	0.05	0	91.7	56	137	0	0	0	
Surr: Dibromofluoromethane	0.05543	0	0.05	0	111	73.7	137	0	0	0	
Surr: Toluene-d8	0.05058	0	0.05	0	101	69.2	126	0	0	0	

Qualifiers:

>	Greater than Result value	<	Less than Result value	B	Analyte detected in the associated method blank
BRL	Below reporting limit	E	Estimated (value above quantitation range)	H	Holding times for preparation or analysis exceeded
J	Estimated value detected below Reporting Limit	N	Analyte not NELAC certified	R	RPD outside limits due to matrix
Rpt Lim	Reporting Limit	S	Spike Recovery outside limits due to matrix		

Client: Peachtree Environmental
Project Name: Southern Metals
Workorder: 1010M89

ANALYTICAL QC SUMMARY REPORT

BatchID: 137318

Sample ID: **LCS-137318**	Client ID:		Units: **mg/Kg**	Prep Date: **10/29/2010**	Run No: **183502**
SampleType: **LCS**	TestCode: **TCL VOLATILE ORGANICS SW8260B**		BatchID: **137318**	Analysis Date: **10/29/2010**	Seq No: **3821162**

Analyte	Result	RPT Limit	SPK value	SPK Ref Val	%REC	Low Limit	High Limit	RPD Ref Val	%RPD	RPD Limit	Qual
1,1-Dichloroethene	0.05051	0.0050	0.05	0	101	60	158	0	0	0	
Benzene	0.05498	0.0050	0.05	0	110	68.8	141	0	0	0	
Chlorobenzene	0.06016	0.0050	0.05	0	120	76.2	136	0	0	0	
Toluene	0.05767	0.0050	0.05	0	115	69.8	141	0	0	0	
Trichloroethene	0.06251	0.0050	0.05	0	125	71.2	147	0	0	0	
Surr: 4-Bromofluorobenzene	0.04936	0	0.05	0	98.7	56	137	0	0	0	
Surr: Dibromofluoromethane	0.05252	0	0.05	0	105	73.7	137	0	0	0	
Surr: Toluene-d8	0.05071	0	0.05	0	101	69.2	126	0	0	0	

Sample ID: **1010k16-002AMS**	Client ID:		Units: **mg/Kg**	Prep Date: **10/29/2010**	Run No: **183502**
SampleType: **MS**	TestCode: **TCL VOLATILE ORGANICS SW8260B**		BatchID: **137318**	Analysis Date: **10/29/2010**	Seq No: **3821164**

Analyte	Result	RPT Limit	SPK value	SPK Ref Val	%REC	Low Limit	High Limit	RPD Ref Val	%RPD	RPD Limit	Qual
1,1-Dichloroethene	0.04604	0.0050	0.05	0	92.1	55.2	163	0	0	0	
Benzene	0.05399	0.0050	0.05	0	108	67.4	144	0	0	0	
Chlorobenzene	0.05649	0.0050	0.05	0	113	73.6	140	0	0	0	
Toluene	0.05395	0.0050	0.05	0	108	64.6	145	0	0	0	
Trichloroethene	0.05787	0.0050	0.05	0	116	70.1	149	0	0	0	
Surr: 4-Bromofluorobenzene	0.05064	0	0.05	0	101	56	137	0	0	0	
Surr: Dibromofluoromethane	0.05489	0	0.05	0	110	73.7	137	0	0	0	
Surr: Toluene-d8	0.05061	0	0.05	0	101	69.2	126	0	0	0	

Sample ID: **1010K16-002AMSD**	Client ID:		Units: **mg/Kg**	Prep Date: **10/29/2010**	Run No: **183502**
SampleType: **MSD**	TestCode: **TCL VOLATILE ORGANICS SW8260B**		BatchID: **137318**	Analysis Date: **10/29/2010**	Seq No: **3821166**

Analyte	Result	RPT Limit	SPK value	SPK Ref Val	%REC	Low Limit	High Limit	RPD Ref Val	%RPD	RPD Limit	Qual
1,1-Dichloroethene	0.05177	0.0050	0.05	0	104	55.2	163	0.04604	11.7	34.9	
Benzene	0.05955	0.0050	0.05	0	119	67.4	144	0.05399	9.79	27.2	

Qualifiers:

>	Greater than Result value	<	Less than Result value	B	Analyte detected in the associated method blank
BRL	Below reporting limit	E	Estimated (value above quantitation range)	H	Holding times for preparation or analysis exceeded
J	Estimated value detected below Reporting Limit	N	Analyte not NELAC certified	R	RPD outside limits due to matrix
Rpt Lim	Reporting Limit	S	Spike Recovery outside limits due to matrix		

Client: Peachtree Environmental
Project Name: Southern Metals
Workorder: 1010M89

ANALYTICAL QC SUMMARY REPORT

BatchID: 137318

Sample ID: **1010K16-002AMSD** Client ID:
SampleType: **MSD** TestCode: **TCL VOLATILE ORGANICS SW8260B**
Units: **mg/Kg** Prep Date: **10/29/2010** Run No: **183502**
BatchID: **137318** Analysis Date: **10/29/2010** Seq No: **3821166**

Analyte	Result	RPT Limit	SPK value	SPK Ref Val	%REC	Low Limit	High Limit	RPD Ref Val	%RPD	RPD Limit	Qual
Chlorobenzene	0.05994	0.0050	0.05	0	120	73.6	140	0.05649	5.93	33.4	
Toluene	0.05959	0.0050	0.05	0	119	64.6	145	0.05395	9.93	26.8	
Trichloroethene	0.06691	0.0050	0.05	0	134	70.1	149	0.05787	14.5	34	
Surr: 4-Bromofluorobenzene	0.05089	0	0.05	0	102	56	137	0.05064	0	0	
Surr: Dibromofluoromethane	0.05514	0	0.05	0	110	73.7	137	0.05489	0	0	
Surr: Toluene-d8	0.05097	0	0.05	0	102	69.2	126	0.05061	0	0	

Qualifiers:

>	Greater than Result value	<	Less than Result value	B	Analyte detected in the associated method blank
BRL	Below reporting limit	E	Estimated (value above quantitation range)	H	Holding times for preparation or analysis exceeded
J	Estimated value detected below Reporting Limit	N	Analyte not NELAC certified	R	RPD outside limits due to matrix
Rpt Lim	Reporting Limit	S	Spike Recovery outside limits due to matrix		

State of Florida
Department of Health, Bureau of Laboratories

This is to certify that

E87582

ANALYTICAL ENVIRONMENTAL SERVICES, INC.
3785 PRESIDENTIAL PARKWAY
ATLANTA, GA 30340

has complied with Florida Administrative Code 64E-1,
for the examination of Environmental samples in the following categories

DRINKING WATER - MICROBIOLOGY, NON-POTABLE WATER - EXTRACTABLE ORGANICS, NON-POTABLE WATER - GENERAL CHEMISTRY, NON-POTABLE WATER - METALS, NON-POTABLE WATER - MICROBIOLOGY, NON-POTABLE WATER - PESTICIDES-HERBICIDES-PCB'S, NON-POTABLE WATER - VOLATILE ORGANICS, SOLID AND CHEMICAL MATERIALS - EXTRACTABLE ORGANICS, SOLID AND CHEMICAL MATERIALS - GENERAL CHEMISTRY, SOLID AND CHEMICAL MATERIALS - METALS, SOLID AND CHEMICAL MATERIALS - PESTICIDES-HERBICIDES-PCB'S, SOLID AND CHEMICAL MATERIALS - VOLATILE ORGANICS

Continued certification is contingent upon successful on-going compliance with the NELAC Standards and FAC Rule 64E-1 regulations. Specific methods and analytes certified are cited on the Laboratory Scope of Accreditation for this laboratory and are on file at the Bureau of Laboratories, P. O. Box 210, Jacksonville, Florida 32231. Clients and customers are urged to verify with this agency the laboratory's certification status in Florida for particular methods and analytes.

EFFECTIVE July 01, 2010 THROUGH June 30, 2011

Max Salfinger, M.D.
Chief, Bureau of Laboratories
Florida Department of Health
DH Form 1697, 7/04
NON-TRANSFERABLE E87582-15-07/01/2010
Supersedes all previously issued certificates

APPENDIX E

SCHEDULE

VOLUNTARY REMEDIATION PLAN APPLICATION

SOUTHERN METAL FINISHING
ATLANTA, FULTON COUNTY, GEORGIA
HSI# 10689

ID	Task Name	Duration	Start	Finish
1	**I. Submission of VRP Application Including Conceptual Site Model**	1 day	Wed 11/23/11	Wed 11/23/11
2	EPD Approval of VRP Application	26 days	Fri 11/25/11	Fri 12/30/11
3				
4	**II. Groundwater Modeling/Monitoring and Semi-Annual Report/CSM Updates**	**960 days**	**Mon 1/2/12**	**Fri 9/4/15**
5	Baseline Groundwater Modeling Using Most Recent Groundwater Analytical Data	2 wks	Mon 1/2/12	Fri 1/13/12
6	Semi-Annual Monitoring of Select Wells, Model Update, and 1st Semi-Annual Report Preparation	6 mons	Mon 1/2/12	Fri 6/15/12
7	Semi-Annual Monitoring of Select Wells, Model Update, and 2nd Semi-Annual Report Preparation	6 mons	Mon 6/18/12	Fri 11/30/12
8	Semi-Annual Monitoring of Select Wells, Model Update, and 3rd Semi-Annual Report Preparation	6 mons	Mon 12/3/12	Fri 5/17/13
9	Semi-Annual Monitoring of Select Wells, Model Update, and 4th Semi-Annual Report Preparation	6 mons	Mon 5/20/13	Fri 11/1/13
10	Semi-Annual Monitoring of Select Wells, Model Update, and 5th Semi-Annual Report Preparation	6 mons	Mon 11/4/13	Fri 4/18/14
11	Semi-Annual Monitoring of Select Wells, Model Update, and 6th Semi-Annual Report Preparation	6 mons	Mon 4/21/14	Fri 10/3/14
12	Semi-Annual Monitoring of Select Wells, Model Update, and 7th Semi-Annual Report Preparation	6 mons	Mon 10/6/14	Fri 3/20/15
13	Semi-Annual Monitoring of Select Wells, Model Update, and 8th Semi-Annual Report Preparation	6 mons	Mon 3/23/15	Fri 9/4/15
14				
15	**III. Project Milestones**	**1200 days**	**Mon 1/2/12**	**Fri 8/5/16**
16	Horizontal Delineation of Constituents of Concern on-Site	12 mons	Mon 1/2/12	Fri 11/30/12
17	Horizontal Delineation of Constituents of Concern off-Site	24 mons	Mon 1/2/12	Fri 11/1/13
18	Vertical Delineation, Remedial Plan Preparation, and Cost Estimate	30 mons	Mon 1/2/12	Fri 4/18/14
19	Preparation of Compliance Status Report	60 mons	Mon 1/2/12	Fri 8/5/16

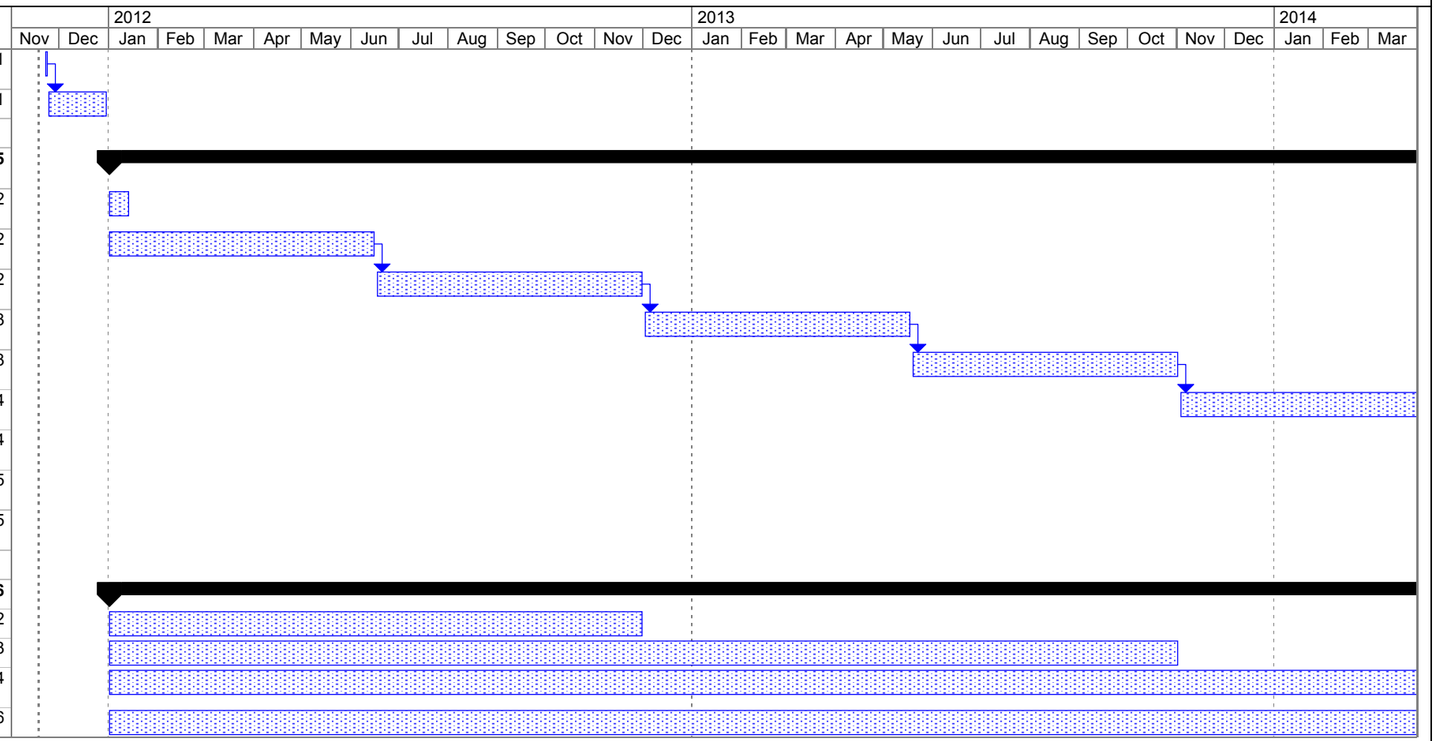

Project: Southern Metal Finishing
VRP Application Schedule
Date: Fri 11/18/11

Task | Progress | Summary | External Tasks | Deadline
Split | Milestone | Project Summary | External Milestone

Peachtree Environmental, Inc.

VOLUNTARY REMEDIATION PLAN APPLICATION

SOUTHERN METAL FINISHING
ATLANTA, FULTON COUNTY, GEORGIA
HSI# 10689

ID	Task Name	Duration	Start	Finish
1	**I. Submission of VRP Application Including Conceptual Site Model**	1 day	Wed 11/23/11	Wed 11/23/11
2	EPD Approval of VRP Application	26 days	Fri 11/25/11	Fri 12/30/11
3				
4	**II. Groundwater Modeling/Monitoring and Semi-Annual Report/CSM Updates**	**960 days**	**Mon 1/2/12**	**Fri 9/4/15**
5	Baseline Groundwater Modeling Using Most Recent Groundwater Analytical Data	2 wks	Mon 1/2/12	Fri 1/13/12
6	Semi-Annual Monitoring of Select Wells, Model Update, and 1st Semi-Annual Report Preparation	6 mons	Mon 1/2/12	Fri 6/15/12
7	Semi-Annual Monitoring of Select Wells, Model Update, and 2nd Semi-Annual Report Preparation	6 mons	Mon 6/18/12	Fri 11/30/12
8	Semi-Annual Monitoring of Select Wells, Model Update, and 3rd Semi-Annual Report Preparation	6 mons	Mon 12/3/12	Fri 5/17/13
9	Semi-Annual Monitoring of Select Wells, Model Update, and 4th Semi-Annual Report Preparation	6 mons	Mon 5/20/13	Fri 11/1/13
10	Semi-Annual Monitoring of Select Wells, Model Update, and 5th Semi-Annual Report Preparation	6 mons	Mon 11/4/13	Fri 4/18/14
11	Semi-Annual Monitoring of Select Wells, Model Update, and 6th Semi-Annual Report Preparation	6 mons	Mon 4/21/14	Fri 10/3/14
12	Semi-Annual Monitoring of Select Wells, Model Update, and 7th Semi-Annual Report Preparation	6 mons	Mon 10/6/14	Fri 3/20/15
13	Semi-Annual Monitoring of Select Wells, Model Update, and 8th Semi-Annual Report Preparation	6 mons	Mon 3/23/15	Fri 9/4/15
14				
15	**III. Project Milestones**	**1200 days**	**Mon 1/2/12**	**Fri 8/5/16**
16	Horizontal Delineation of Constituents of Concern on-Site	12 mons	Mon 1/2/12	Fri 11/30/12
17	Horizontal Delineation of Constituents of Concern off-Site	24 mons	Mon 1/2/12	Fri 11/1/13
18	Vertical Delineation, Remedial Plan Preparation, and Cost Estimate	30 mons	Mon 1/2/12	Fri 4/18/14
19	Preparation of Compliance Status Report	60 mons	Mon 1/2/12	Fri 8/5/16

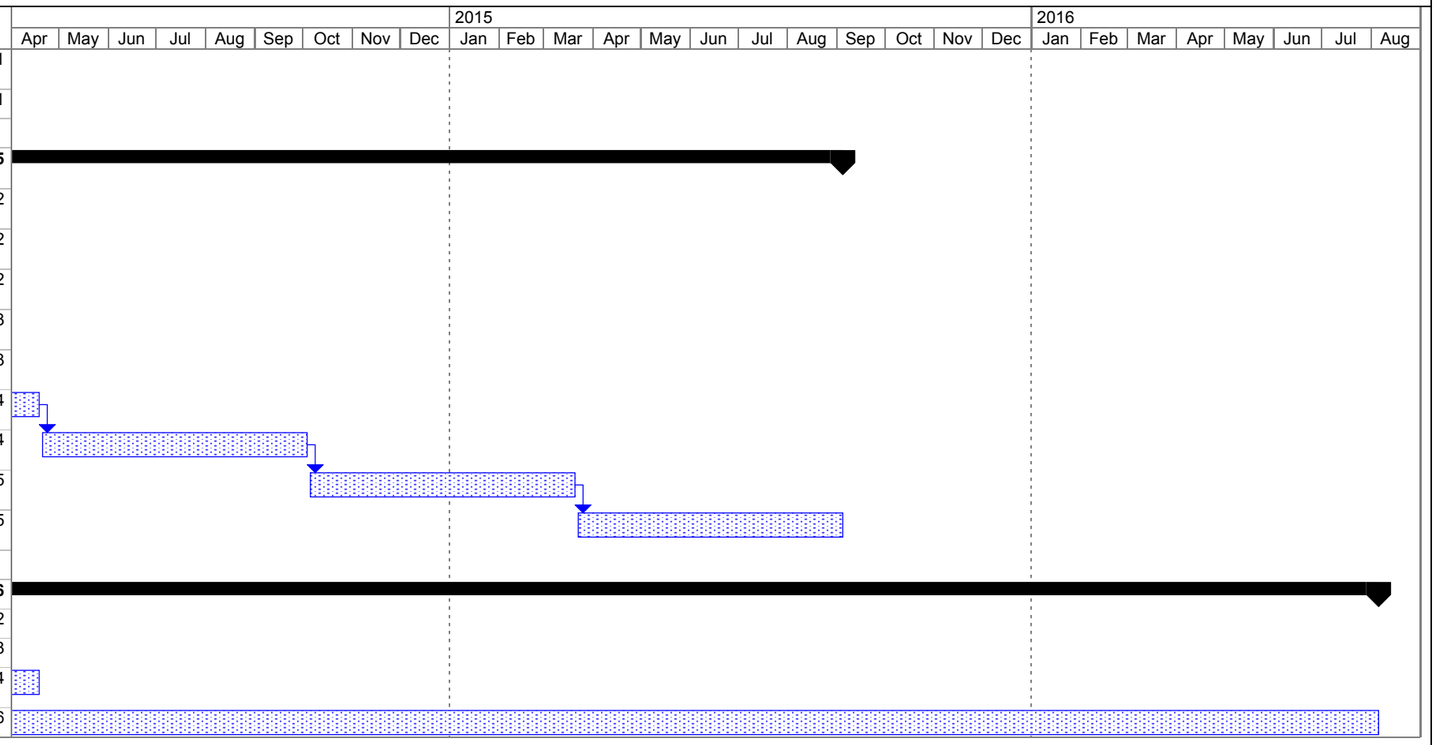

Project: Southern Metal Finishing
VRP Application Schedule
Date: Fri 11/18/11

Task | Progress | Summary | External Tasks | Deadline
Split | Milestone | Project Summary | External Milestone